

 **DUNLOP** mini  **spares**



# THE O-PLATE WINTER SHOOTOUT

**brscc**  
DRIVEN BY RACING

BARC Truck Racing Weekend  
Brands Hatch Indy  
2<sup>nd</sup> / 3<sup>rd</sup> November 2024



Timing & Results Provided by Timing Solutions Ltd

[www.tsl-timing.com](http://www.tsl-timing.com)



BrandsHatch

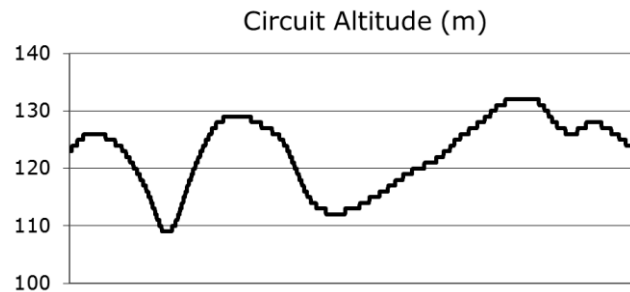
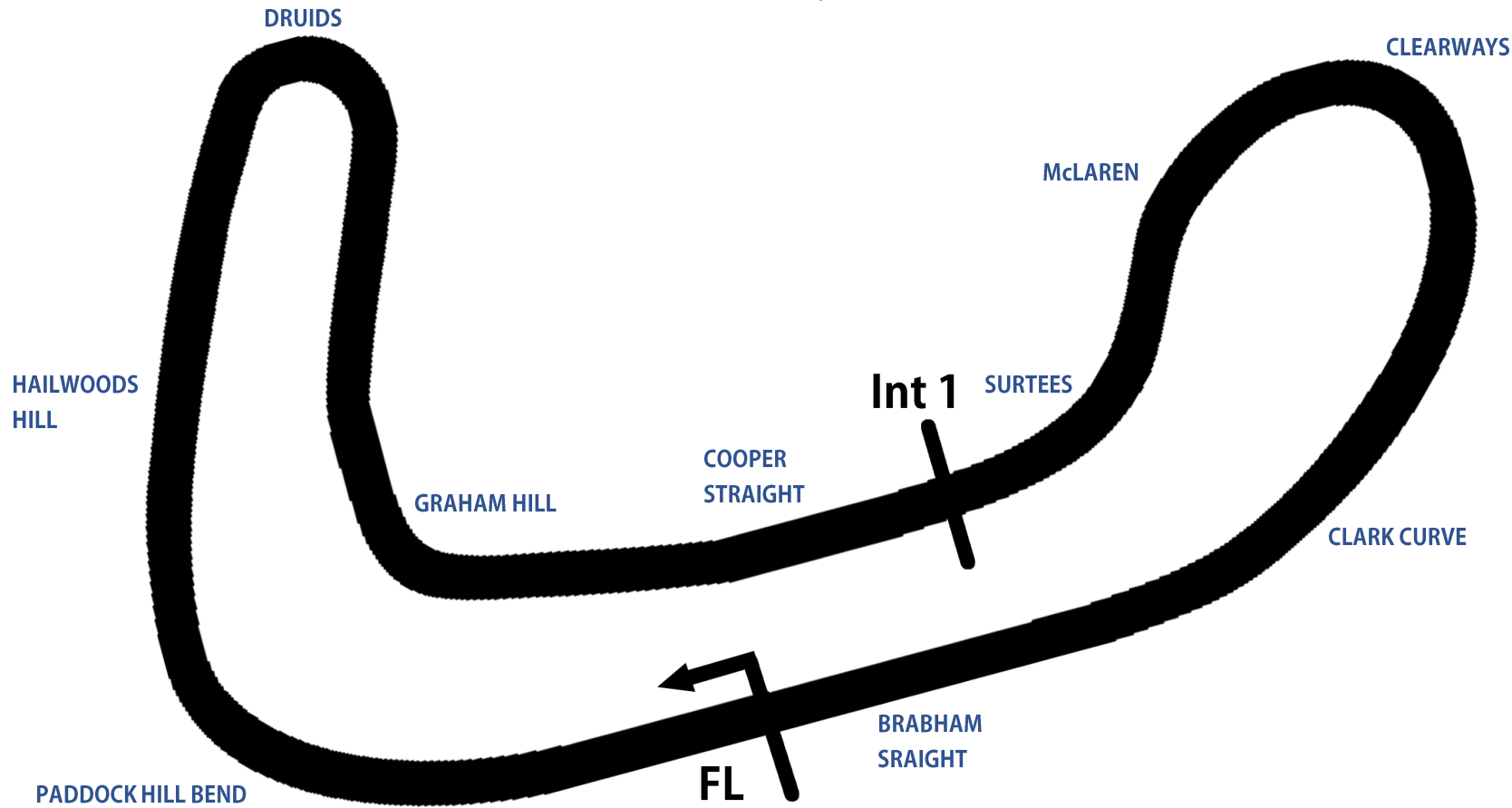
# Brands Hatch Indy Circuit

Fawkham, Longfield, Kent, UK



SPORTS TIMING

TIMING SOLUTIONS LTD



<b>Length</b>	<b>1.2079 miles   1.944 km   1944.0 m</b>		
<b>FL</b>		<b>51.36032 N</b>	<b>0.26032 E</b>
<b>Int 1</b>	<b>1112m</b>	<b>51.35934 N</b>	<b>0.25955 E</b>
<b>Pit Entry</b>	<b>1669m</b>	<b>51.35911 N</b>	<b>0.25743 E</b>
<b>Pit Exit</b>	<b>26m after FL</b>	<b>51.36017 N</b>	<b>0.26051 E</b>
<b>Pit Entry - Pit Exit</b>	<b>277m, 19.9s @ 50kph, 16.6s @ 60kph</b>		



# Mini Se7en Racing Club - The O-Plate Winter Shootout

## PAID PRACTICE - CLASSIFICATION

POS	NO	CL	PIC	NAME	ENTRY	TIME	ON	LAPS	GAP	DIFF	MPH
1	8	Mig	1	Colin PEACOCK	Mini Miglia	1:02.734	10	10			69.31
2	76	Mig	2	Jo POLLEY	Mini Miglia	1:04.030	8	10	1.296	1.296	67.91
3	728	7S	1	Alfie GLENIE	Mini Se7en S	1:08.094	10	10	5.360	4.064	63.86
4	780	7S	2	Bill SOLLIS	Mini Se7en S	1:08.190	7	12	5.456	0.096	63.77
5	734	7S	3	Joe FERGUSON	Mini Se7en S	1:11.208	3	4	8.474	3.018	61.06

Weather / Track : Drizzle / Wet

These results are provisional until the conclusion of any judicial and technical matters.

Date: 02/11/2024 Start: 09:00 Finish: 09:15

Brands Hatch Indy: 1.2079 miles

Clerk Of Course: Stacy Lawday	Stewards:	Timekeeper: Andrew Craker	
-------------------------------	-----------	---------------------------	--

Results can be found at [www.tsl-timing.com](http://www.tsl-timing.com)

Printed - 09:29 Saturday, 02 November 2024

mini spares

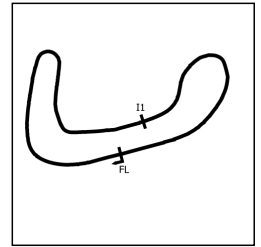


PIPER CAMS



# Mini Se7en Racing Club - The O-Plate Winter Shootout

## PAID PRACTICE - SECTOR ANALYSIS



SECTOR 1 = FL to I1, SECTOR 2 = I1 to FL, DIFF = Difference To Personal Best Lap, P = Crossed Finish Line in Pit Lane, D = Time Disallowed

P1 8 Mig Colin PEACOCK			Mini Miglia			
IDEAL LAP TIME : 1:02.714		BEST LAP TIME : 1:02.734		DIFFERENCE : 0.020		
LAP	SECTOR 1	SECTOR 2	LAP TIME	MPH	DIFF	TIME OF DAY
1 -	OUTLAP	28.186	1:18.219	55.59	15.485	09:01:36.682
2 -	38.913	27.491	1:06.404	65.48	3.670	09:02:43.086
3 -	38.420	26.355	1:04.775	67.13	2.041	09:03:47.861
4 -	37.671	26.329	1:04.000	67.94	1.266	09:04:51.861
5 -	<b>36.908</b>	26.113	1:03.021 (3)	69.00	0.287	09:05:54.882
6 -	37.106	IN PIT	5:26.575 P	13.31	4:23.841	09:11:21.457
7 -	OUTLAP	26.651	1:08.786	63.21	6.052	09:12:30.243
8 -	37.371	26.145	1:03.516	68.46	0.782	09:13:33.759
9 -	37.014	25.894	1:02.908 (2)	69.12	0.174	09:14:36.667
10 -	36.928	<b>25.806</b>	<b>1:02.734 (1)</b>	<b>69.31</b>		<b>09:15:39.401</b>

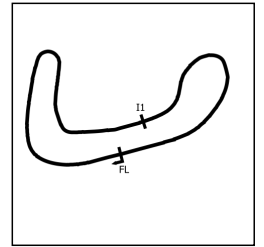
P2 76 Mig Jo POLLEY			Mini Miglia			
IDEAL LAP TIME : 1:03.864		BEST LAP TIME : 1:04.030		DIFFERENCE : 0.166		
LAP	SECTOR 1	SECTOR 2	LAP TIME	MPH	DIFF	TIME OF DAY
1 -	OUTLAP	29.745	1:22.577	52.66	18.547	09:01:37.024
2 -	40.566	27.439	1:08.005	63.94	3.975	09:02:45.029
3 -	38.872	26.445	1:05.317	66.57	1.287	09:03:50.346
4 -	37.689	26.483	1:04.172 (3)	67.76	0.142	09:04:54.518
5 -	38.106	26.509	1:04.615	67.30	0.585	09:05:59.133
6 -	37.698	26.548	1:04.246	67.68	0.216	09:07:03.379
7 -	37.681	<b>26.395</b>	1:04.076 (2)	67.86	0.046	09:08:07.455
8 -	<b>37.469</b>	26.561	<b>1:04.030 (1)</b>	<b>67.91</b>		<b>09:09:11.485</b>
9 -	38.043	26.833	1:04.876	67.02	0.846	09:10:16.361
10 -	38.035	35.030	1:13.065	59.51	9.035	09:11:29.426

P3 728 7S Alfie GLENIE			Mini Se7en S			
IDEAL LAP TIME : 1:08.043		BEST LAP TIME : 1:08.094		DIFFERENCE : 0.051		
LAP	SECTOR 1	SECTOR 2	LAP TIME	MPH	DIFF	TIME OF DAY
1 -	OUTLAP	31.263	1:20.506	54.01	12.412	09:02:00.610
2 -	43.608	29.733	1:13.341	59.29	5.247	09:03:13.951
3 -	42.065	29.149	1:11.214	61.06	3.120	09:04:25.165
4 -	40.404	28.756	1:09.160	62.87	1.066	09:05:34.325
5 -	40.507	28.738	1:09.245	62.80	1.151	09:06:43.570
6 -	40.033	28.667	1:08.700 (2)	63.29	0.606	09:07:52.270
7 -	42.801	IN PIT	2:20.273 P	31.00	1:12.179	09:10:12.543
8 -	OUTLAP	<b>28.436</b>	1:12.106	60.30	4.012	09:11:24.649
9 -	40.304	28.470	1:08.774 (3)	63.23	0.680	09:12:33.423
10 -	<b>39.607</b>	28.487	<b>1:08.094 (1)</b>	<b>63.86</b>		<b>09:13:41.517</b>

P4 780 7S Bill SOLLIS			Mini Se7en S			
IDEAL LAP TIME : 1:08.013		BEST LAP TIME : 1:08.190		DIFFERENCE : 0.177		
LAP	SECTOR 1	SECTOR 2	LAP TIME	MPH	DIFF	TIME OF DAY
1 -	OUTLAP	30.333	1:17.466	56.13	9.276	09:02:45.589
2 -	42.033	28.514	1:10.547	61.64	2.357	09:03:56.136
3 -	41.228	29.160	1:10.388	61.78	2.198	09:05:06.524
4 -	41.050	28.593	1:09.643	62.44	1.453	09:06:16.167
5 -	41.198	28.437	1:09.635	62.44	1.445	09:07:25.802
6 -	40.738	28.566	1:09.304	62.74	1.114	09:08:35.106
7 -	<b>39.867</b>	28.323	<b>1:08.190 (1)</b>	<b>63.77</b>		<b>09:09:43.296</b>
8 -	40.376	29.134	1:09.510	62.56	1.320	09:10:52.806
9 -	40.336	28.832	1:09.168	62.87	0.978	09:12:01.974
10 -	40.344	28.696	1:09.040	62.98	0.850	09:13:11.014
11 -	40.269	<b>28.146</b>	1:08.415 (3)	63.56	0.225	09:14:19.429
12 -	39.917	28.341	1:08.258 (2)	63.70	0.068	09:15:27.687

# Mini Se7en Racing Club - The O-Plate Winter Shootout

## PAID PRACTICE - SECTOR ANALYSIS



SECTOR 1 = FL to I1, SECTOR 2 = I1 to FL, DIFF = Difference To Personal Best Lap, P = Crossed Finish Line in Pit Lane, D = Time Disallowed

P5		734 7S		Joe FERGUSON		Mini Se7en S	
IDEAL LAP TIME : 1:11.208		BEST LAP TIME : 1:11.208		DIFFERENCE : 0.000			
LAP	SECTOR 1	SECTOR 2	LAP TIME	MPH	DIFF	TIME OF DAY	
1 -	OUTLAP	30.846	1:19.532	54.67	8.324	09:02:00.830	
2 -	42.682	30.284	1:12.966 (3)	59.59	1.758	09:03:13.796	
3 -	<b>41.773</b>	<b>29.435</b>	<b>1:11.208 (1)</b>	<b>61.06</b>		<b>09:04:25.004</b>	
4 -	42.289	29.917	1:12.206 (2)	60.22	0.998	09:05:37.210	

# Mini Se7en Racing Club - The O-Plate Winter Shootout

## PAID PRACTICE - BEST SECTORS

SECTOR 1			SECTOR 2			IDEAL / BEST COMPARISON						
POS	NO	NAME	TIME	NO	NAME	TIME	POS	NO	NAME	IDEAL	BEST	DIFF
1	8	PEACOCK	36.908	8	PEACOCK	25.806	1	8	PEACOCK	1:02.714	1:02.734	0.020
2	76	POLLEY	37.469	76	POLLEY	26.395	2	76	POLLEY	1:03.864	1:04.030	0.166
3	728	GLENIE	39.607	780	SOLLIS	28.146	3	780	SOLLIS	1:08.013	1:08.190	0.177
4	780	SOLLIS	39.867	728	GLENIE	28.436	4	728	GLENIE	1:08.043	1:08.094	0.051
5	734	FERGUSON	41.773	734	FERGUSON	29.435	5	734	FERGUSON	1:11.208	1:11.208	0.000

**PERFECT LAP 1:02.714**

# Mini Se7en Racing Club - The O-Plate Winter Shootout

## PAID PRACTICE - STATISTICS

**Competitors Started** 5  
**Planned Start** 2024-11-02 @ 09:00:00.000  
**Actual Start** 2024-11-02 @ 09:00:04.200  
**Finish Time** 2024-11-02 @ 09:15:06.092  
**Track Length** 1.2079mi.  
**Total Laps** 46  
**Total Distance Covered** 55.5654mi.

### Session Fastest Lap History

NO	CL	NAME	LAP TIME	TIME OF DAY	LAP	VEHICLE
8	Mig	Colin PEACOCK	<b>1:06.404</b>	09:02:43.096	2	Mini Miglia
8	Mig	Colin PEACOCK	<b>1:04.775</b>	09:03:47.870	3	Mini Miglia
8	Mig	Colin PEACOCK	<b>1:04.000</b>	09:04:51.871	4	Mini Miglia
8	Mig	Colin PEACOCK	<b>1:03.021</b>	09:05:54.892	5	Mini Miglia
8	Mig	Colin PEACOCK	<b>1:02.908</b>	09:14:36.677	9	Mini Miglia
8	Mig	Colin PEACOCK	<b>1:02.734</b>	09:15:39.409	10	Mini Miglia

### Flag History

TYPE	TIME OF DAY
GREEN	09:00:04.200
FINISH	09:15:06.092

### Flag Statistics

TYPE	COUNT	TOTAL LAPS	TOTAL TIME
Green	1	12	15:44.920
Red	0	0	0.000
Safety Car	0	0	0.000
FCY	0	0	0.000

# Mini Se7en Racing Club - The O-Plate Winter Shootout

## PAID PRACTICE - STATISTICS

CLASS : Mig

2 Starters

### Fastest Lap History

NO	NAME	LAP TIME	TIME OF DAY	LAP	VEHICLE
8	Colin PEACOCK	<b>1:06.404</b>	09:02:43.096	2	Mini Miglia
8	Colin PEACOCK	<b>1:04.775</b>	09:03:47.870	3	Mini Miglia
8	Colin PEACOCK	<b>1:04.000</b>	09:04:51.871	4	Mini Miglia
8	Colin PEACOCK	<b>1:03.021</b>	09:05:54.892	5	Mini Miglia
8	Colin PEACOCK	<b>1:02.908</b>	09:14:36.677	9	Mini Miglia
8	Colin PEACOCK	<b>1:02.734</b>	09:15:39.409	10	Mini Miglia



# Mini Se7en Racing Club - The O-Plate Winter Shootout

## PAID PRACTICE - STATISTICS

CLASS : 7S

3 Starters

### Fastest Lap History

NO	NAME	LAP TIME	TIME OF DAY	LAP	VEHICLE
734	Joe FERGUSON	<b>1:12.966</b>	09:03:13.804	2	Mini Se7en S
780	Bill SOLLIS	<b>1:10.547</b>	09:03:56.159	2	Mini Se7en S
780	Bill SOLLIS	<b>1:10.388</b>	09:05:06.548	3	Mini Se7en S
728	Alfie GLENIE	<b>1:09.160</b>	09:05:34.343	4	Mini Se7en S
728	Alfie GLENIE	<b>1:08.700</b>	09:07:52.288	6	Mini Se7en S
780	Bill SOLLIS	<b>1:08.190</b>	09:09:43.319	7	Mini Se7en S
728	Alfie GLENIE	<b>1:08.094</b>	09:13:41.534	10	Mini Se7en S



# Mini Se7en Racing Club - The O-Plate Winter Shootout

## QUALIFYING - RACE 3 - CLASSIFICATION

POS	NO	CL	PIC	NAME	ENTRY	TIME	ON	LAPS	GAP	DIFF	MPH
1	1	Mig	1	Aaron SMITH	Mini Miglia	59.921	9	9			72.57
2	23	Mig	2	Rupert DEETH	Mini Miglia	1:00.203	9	16	0.282	0.282	72.23
3	98	Mig	3	Ian CURLEY	Mini Miglia	1:00.366	13	18	0.445	0.163	72.03
4	84	Mig	4	Ryan TAYLOR	Mini Miglia	1:00.652	8	16	0.731	0.286	71.69
5	8	Mig	5	Colin PEACOCK	Mini Miglia	1:00.987	17	17	1.066	0.335	71.30
6	5	Mig	6	Phil BULLEN-BROWN	Mini Miglia	1:01.185	9	14	1.264	0.198	71.07
7	76	Mig	7	Jo POLLEY	Mini Miglia	1:01.682	7	19	1.761	0.497	70.50
8	91	Mig	8	Thorburn ASTIN	Mini Miglia	1:01.685	6	8	1.764	0.003	70.49
9	595	Libre	1	Julian PROCTOR	Mini Libre	1:03.195	8	9	3.274	1.510	68.81
10	117	Libre	2	James BURROWS	Mini Libre	1:05.982	3	3	6.061	2.787	65.90
11	728	7S	1	Alfie GLENIE	Mini Se7en S	1:06.238	8	12	6.317	0.256	65.65
12	725	7S	2	Frazer HACK	Mini Se7en S	1:06.664	9	12	6.743	0.426	65.23
13	780	7S	3	Bill SOLLIS	Mini Se7en S	1:06.975	17	17	7.054	0.311	64.92
14	745	7S	4	Louis BIRKETT	Mini Se7en S	1:07.140	12	18	7.219	0.165	64.76
15	20	7	1	Darren THOMAS	Mini Se7en	1:07.142	8	8	7.221	0.002	64.76
16	746	7S	5	Oliver BIRKETT	Mini Se7en S	1:07.244	9	12	7.323	0.102	64.66
17	734	7S	6	Joe FERGUSON	Mini Se7en S	1:07.257	7	10	7.336	0.013	64.65
18	0	7	2	Ross BILLISON	Mini Se7en	1:07.280	9	10	7.359	0.023	64.63
19	741	7S	7	Joel WREN	Mini Se7en S	1:07.461	13	14	7.540	0.181	64.46
20	736	7S	8	Bertie WOOLLARD	Mini Se7en S	1:08.214	12	13	8.293	0.753	63.74
21	78	7	3	Arnold DUNCAN	Mini Se7en	1:08.495	8	9	8.574	0.281	63.48
22	766	7S	9	Tony PERFECT	Mini Se7en S	1:10.473	13	13	10.552	1.978	61.70

Weather / Track : Overcast / Damp

Date: 02/11/2024 Start: 11:20 Finish: 11:40

These results are provisional until the conclusion of any judicial and technical matters.

Brands Hatch Indy: 1.2079 miles

Clerk Of Course: Stacy Lawday	Stewards:	Timekeeper: Andrew Craker	
-------------------------------	-----------	---------------------------	--

Results can be found at [www.tsl-timing.com](http://www.tsl-timing.com)

Printed - 11:41 Saturday, 02 November 2024

mini spares



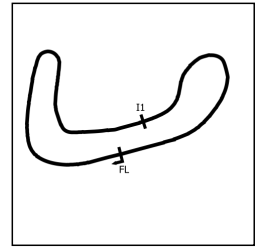
DUNLOP

PIPER CAMS



# Mini Se7en Racing Club - The O-Plate Winter Shootout

## QUALIFYING - RACE 3 - SECTOR ANALYSIS



SECTOR 1 = FL to I1, SECTOR 2 = I1 to FL, DIFF = Difference To Personal Best Lap, P = Crossed Finish Line in Pit Lane, D = Time Disallowed

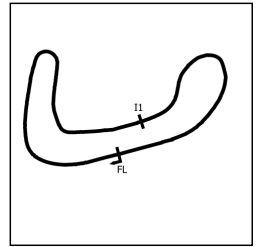
P1		1 Mig		Aaron SMITH		Mini Miglia	
IDEAL LAP TIME : 59.921		BEST LAP TIME : 59.921		DIFFERENCE : 0.000			
LAP	SECTOR 1	SECTOR 2	LAP TIME	MPH	DIFF	TIME OF DAY	
1 -	OUTLAP	27.253	1:08.643	63.35	8.722	11:21:55.597	
2 -	37.178	25.444	1:02.622	69.44	2.701	11:22:58.219	
3 -	35.632	25.370	1:01.002	71.28	1.081	11:23:59.221	
4 -	35.290	24.982	1:00.272 (2)	72.14	0.351	11:24:59.493	
5 -	35.091	25.208	1:00.299 (3)	72.11	0.378	11:25:59.792	
6 -	35.174	25.154	1:00.328	72.08	0.407	11:27:00.120	
7 -	35.274	26.666	1:01.940	70.20	2.019	11:28:02.060	
8 -	35.659	25.044	1:00.703	71.63	0.782	11:29:02.763	
9 -	<b>35.058</b>	<b>24.863</b>	<b>59.921 (1)</b>	<b>72.57</b>		<b>11:30:02.684</b>	

P2		23 Mig		Rupert DEETH		Mini Miglia	
IDEAL LAP TIME : 59.975		BEST LAP TIME : 1:00.203		DIFFERENCE : 0.228			
LAP	SECTOR 1	SECTOR 2	LAP TIME	MPH	DIFF	TIME OF DAY	
1 -	OUTLAP	26.604	1:07.685	64.24	7.482	11:22:05.933	
2 -	36.998	25.534	1:02.532	69.54	2.329	11:23:08.465	
3 -	35.737	25.139	1:00.876	71.43	0.673	11:24:09.341	
4 -	35.297	25.671	1:00.968	71.32	0.765	11:25:10.309	
5 -	40.966	27.063	1:08.029	63.92	7.826	11:26:18.338	
6 -	41.324	25.708	1:07.032	64.87	6.829	11:27:25.370	
7 -	35.343	<b>25.017</b>	1:00.360 (2)	72.04	0.157	11:28:25.730	
8 -	37.030	25.146	1:02.176	69.94	1.973	11:29:27.906	
9 -	<b>34.958</b>	25.245	<b>1:00.203 (1)</b>	<b>72.23</b>		<b>11:30:28.109</b>	
10 -	37.796	26.363	1:04.159	67.77	3.956	11:31:32.268	
11 -	45.147	IN PIT	2:44.445 P	26.44	1:44.242	11:34:16.713	
12 -	OUTLAP	25.133	1:03.198	68.80	2.995	11:35:19.911	
13 -	35.187	25.349	1:00.536 (3)	71.83	0.333	11:36:20.447	
14 -	35.196	IN PIT	2:41.715 P	26.89	1:41.512	11:39:02.162	
15 -	OUTLAP	25.422	1:03.074	68.94	2.871	11:40:05.236	
16 -	35.252	25.287	1:00.539	71.83	0.336	11:41:05.775	

P3		98 Mig		Ian CURLEY		Mini Miglia	
IDEAL LAP TIME : 1:00.146		BEST LAP TIME : 1:00.366		DIFFERENCE : 0.220			
LAP	SECTOR 1	SECTOR 2	LAP TIME	MPH	DIFF	TIME OF DAY	
1 -	OUTLAP	26.689	1:09.909	62.20	9.543	11:21:41.779	
2 -	37.495	25.634	1:03.129	68.88	2.763	11:22:44.908	
3 -	36.545	25.204	1:01.749	70.42	1.383	11:23:46.657	
4 -	35.821	25.073	1:00.894	71.41	0.528	11:24:47.551	
5 -	36.150	25.489	1:01.639	70.54	1.273	11:25:49.190	
6 -	36.007	25.893	1:01.900	70.25	1.534	11:26:51.090	
7 -	36.532	25.058	1:01.590	70.60	1.224	11:27:52.680	
8 -	35.791	25.345	1:01.136	71.13	0.770	11:28:53.816	
9 -	35.635	IN PIT	2:49.837 P	25.60	1:49.471	11:31:43.653	
10 -	OUTLAP	25.625	1:03.926	68.02	3.560	11:32:47.579	
11 -	35.518	25.021	1:00.539 (3)	71.83	0.173	11:33:48.118	
12 -	35.755	25.099	1:00.854	71.45	0.488	11:34:48.972	
13 -	35.381	24.985	<b>1:00.366 (1)</b>	<b>72.03</b>		<b>11:35:49.338</b>	
14 -	35.422	25.527	1:00.949	71.34	0.583	11:36:50.287	
15 -	35.577	25.612	1:01.189	71.06	0.823	11:37:51.476	
16 -	35.535	<b>24.964</b>	1:00.499 (2)	71.87	0.133	11:38:51.975	
17 -	35.451	25.616	1:01.067	71.21	0.701	11:39:53.042	
18 -	<b>35.182</b>	27.707	1:02.889	69.14	2.523	11:40:55.931	

# Mini Se7en Racing Club - The O-Plate Winter Shootout

## QUALIFYING - RACE 3 - SECTOR ANALYSIS



SECTOR 1 = FL to I1, SECTOR 2 = I1 to FL, DIFF = Difference To Personal Best Lap, P = Crossed Finish Line in Pit Lane, D = Time Disallowed

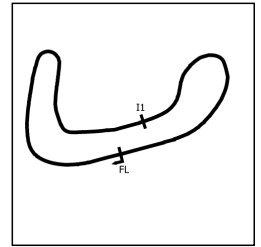
P4 84 Mig Ryan TAYLOR			Mini Miglia			
IDEAL LAP TIME : 1:00.569		BEST LAP TIME : 1:00.652		DIFFERENCE : 0.083		
LAP	SECTOR 1	SECTOR 2	LAP TIME	MPH	DIFF	TIME OF DAY
1 -	OUTLAP	26.549	1:07.767	64.16	7.115	11:21:47.930
2 -	36.911	25.459	1:02.370	69.72	1.718	11:22:50.300
3 -	36.100	25.707	1:01.807	70.35	1.155	11:23:52.107
4 -	35.812	25.445	1:01.257	70.98	0.605	11:24:53.364
5 -	35.705	26.033	1:01.738	70.43	1.086	11:25:55.102
6 -	35.643	25.511	1:01.154 (3)	71.10	0.502	11:26:56.256
7 -	36.836	25.888	1:02.724	69.32	2.072	11:27:58.980
8 -	35.509	<b>25.143</b>	<b>1:00.652 (1)</b>	<b>71.69</b>		<b>11:28:59.632</b>
9 -	36.857	25.755	1:02.612	69.45	1.960	11:30:02.244
10 -	36.158	26.634	1:02.792	69.25	2.140	11:31:05.036
11 -	36.483	25.508	1:01.991	70.14	1.339	11:32:07.027
12 -	35.545	25.318	1:00.863 (2)	71.44	0.211	11:33:07.890
13 -	39.043	28.283	1:07.326	64.59	6.674	11:34:15.216
14 -	39.477	27.746	1:07.223	64.68	6.571	11:35:22.439
15 -	36.331	25.162	1:01.493	70.71	0.841	11:36:23.932
16 -	<b>35.426</b>	26.335	1:01.761	70.41	1.109	11:37:25.693

P5 8 Mig Colin PEACOCK			Mini Miglia			
IDEAL LAP TIME : 1:00.747		BEST LAP TIME : 1:00.987		DIFFERENCE : 0.240		
LAP	SECTOR 1	SECTOR 2	LAP TIME	MPH	DIFF	TIME OF DAY
1 -	OUTLAP	27.811	1:10.652	61.54	9.665	11:22:05.612
2 -	39.741	26.086	1:05.827	66.06	4.840	11:23:11.439
3 -	36.816	25.611	1:02.427	69.65	1.440	11:24:13.866
4 -	37.239	25.780	1:03.019	69.00	2.032	11:25:16.885
5 -	35.985	<b>25.232</b>	1:01.217	71.03	0.230	11:26:18.102
6 -	35.726	25.452	1:01.178 (3)	71.08	0.191	11:27:19.280
7 -	35.782	25.393	1:01.175 (2)	71.08	0.188	11:28:20.455
8 -	35.731	25.528	1:01.259	70.98	0.272	11:29:21.714
9 -	37.432	25.435	1:02.867	69.17	1.880	11:30:24.581
10 -	36.668	26.756	1:03.424	68.56	2.437	11:31:28.005
11 -	35.910	27.694	1:03.604	68.36	2.617	11:32:31.609
12 -	44.358	33.073	1:17.431	56.16	16.444	11:33:49.040
13 -	35.636	26.009	1:01.645	70.54	0.658	11:34:50.685
14 -	35.794	25.674	1:01.468	70.74	0.481	11:35:52.153
15 -	35.868	25.543	1:01.411	70.81	0.424	11:36:53.564
16 -	35.797	25.613	1:01.410	70.81	0.423	11:37:54.974
17 -	<b>35.515</b>	25.472	<b>1:00.987 (1)</b>	<b>71.30</b>		<b>11:38:55.961</b>

P6 5 Mig Phil BULLEN-BROWN			Mini Miglia			
IDEAL LAP TIME : 1:01.185		BEST LAP TIME : 1:01.185		DIFFERENCE : 0.000		
LAP	SECTOR 1	SECTOR 2	LAP TIME	MPH	DIFF	TIME OF DAY
1 -	OUTLAP	26.917	1:09.499	62.57	8.314	11:21:47.408
2 -	39.376	25.980	1:05.356	66.53	4.171	11:22:52.764
3 -	37.501	26.067	1:03.568	68.40	2.383	11:23:56.332
4 -	36.839	25.754	1:02.593	69.47	1.408	11:24:58.925
5 -	38.016	26.016	1:04.032	67.91	2.847	11:26:02.957
6 -	36.214	29.142	1:05.356	66.53	4.171	11:27:08.313
7 -	43.077	26.907	1:09.984	62.13	8.799	11:28:18.297
8 -	36.022	25.598	1:01.620 (3)	70.57	0.435	11:29:19.917
9 -	<b>35.691</b>	<b>25.494</b>	<b>1:01.185 (1)</b>	<b>71.07</b>		<b>11:30:21.102</b>
10 -	45.644	27.167	1:12.811	59.72	11.626	11:31:33.913
11 -	41.953	33.358	1:15.311	57.74	14.126	11:32:49.224
12 -	43.697	27.601	1:11.298	60.99	10.113	11:34:00.522
13 -	35.881	25.519	1:01.400 (2)	70.82	0.215	11:35:01.922
14 -	36.282	30.845	1:07.127	64.78	5.942	11:36:09.049

# Mini Se7en Racing Club - The O-Plate Winter Shootout

## QUALIFYING - RACE 3 - SECTOR ANALYSIS



SECTOR 1 = FL to I1, SECTOR 2 = I1 to FL, DIFF = Difference To Personal Best Lap, P = Crossed Finish Line in Pit Lane, D = Time Disallowed

P7 76 Mig Jo POLLEY			Mini Miglia			
IDEAL LAP TIME : 1:01.227		BEST LAP TIME : 1:01.682		DIFFERENCE : 0.455		
LAP	SECTOR 1	SECTOR 2	LAP TIME	MPH	DIFF	TIME OF DAY
1 -	OUTLAP	27.563	1:12.506	59.97	10.824	11:22:04.932
2 -	38.420	26.113	1:04.533	67.38	2.851	11:23:09.465
3 -	36.314	26.306	1:02.620	69.44	0.938	11:24:12.085
4 -	36.135	25.765	1:01.900	70.25	0.218	11:25:13.985
5 -	36.469	25.672	1:02.141	69.97	0.459	11:26:16.126
6 -	35.865	25.949	1:01.814 (3)	70.34	0.132	11:27:17.940
7 -	35.979	25.703	<b>1:01.682 (1)</b>	<b>70.50</b>		<b>11:28:19.622</b>
8 -	36.031	25.950	1:01.981	70.16	0.299	11:29:21.603
9 -	36.821	25.706	1:02.527	69.54	0.845	11:30:24.130
10 -	36.031	25.833	1:01.864	70.29	0.182	11:31:25.994
11 -	36.038	25.702	1:01.740 (2)	70.43	0.058	11:32:27.734
12 -	36.759	26.087	1:02.846	69.19	1.164	11:33:30.580
13 -	36.194	26.691	1:02.885	69.15	1.203	11:34:33.465
14 -	36.969	25.940	1:02.909	69.12	1.227	11:35:36.374
15 -	35.926	26.197	1:02.123	69.99	0.441	11:36:38.497
16 -	36.342	26.079	1:02.421	69.66	0.739	11:37:40.918
17 -	36.277	26.518	1:02.795	69.25	1.113	11:38:43.713
18 -	36.684	<b>25.579</b>	1:02.263	69.84	0.581	11:39:45.976
19 -	<b>35.648</b>	26.199	1:01.847	70.31	0.165	11:40:47.823

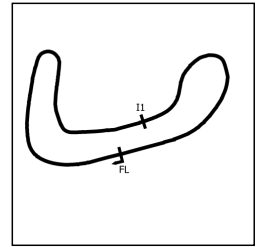
P8 91 Mig Thorburn ASTIN			Mini Miglia			
IDEAL LAP TIME : 1:01.191		BEST LAP TIME : 1:01.685		DIFFERENCE : 0.494		
LAP	SECTOR 1	SECTOR 2	LAP TIME	MPH	DIFF	TIME OF DAY
1 -	OUTLAP	27.081	1:09.772	62.32	8.087	11:22:00.916
2 -	38.130	26.588	1:04.718	67.19	3.033	11:23:05.634
3 -	36.468	26.104	1:02.572 (3)	69.49	0.887	11:24:08.206
4 -	37.533	<b>25.337</b>	1:02.870	69.16	1.185	11:25:11.076
5 -	37.059	25.585	1:02.644	69.41	0.959	11:26:13.720
6 -	<b>35.854</b>	25.831	<b>1:01.685 (1)</b>	<b>70.49</b>		<b>11:27:15.405</b>
7 -	36.026	25.997	1:02.023 (2)	70.11	0.338	11:28:17.428
8 -	35.903	26.775	1:02.678	69.38	0.993	11:29:20.106

P9 595 Libre Julian PROCTOR			Mini Libre			
IDEAL LAP TIME : 1:03.181		BEST LAP TIME : 1:03.195		DIFFERENCE : 0.014		
LAP	SECTOR 1	SECTOR 2	LAP TIME	MPH	DIFF	TIME OF DAY
1 -	OUTLAP	27.120	1:12.771	59.75	9.576	11:22:06.745
2 -	39.835	27.167	1:07.002	64.90	3.807	11:23:13.747
3 -	38.060	26.515	1:04.575	67.34	1.380	11:24:18.322
4 -	38.228	26.537	1:04.765	67.14	1.570	11:25:23.087
5 -	38.298	25.776	1:04.074	67.86	0.879	11:26:27.161
6 -	38.426	25.826	1:04.252	67.68	1.057	11:27:31.413
7 -	<b>37.683</b>	25.807	1:03.490 (2)	68.49	0.295	11:28:34.903
8 -	37.697	<b>25.498</b>	<b>1:03.195 (1)</b>	<b>68.81</b>		<b>11:29:38.098</b>
9 -	37.980	25.664	1:03.644 (3)	68.32	0.449	11:30:41.742

P10 117 Libre James BURROWS			Mini Libre			
IDEAL LAP TIME : 1:05.982		BEST LAP TIME : 1:05.982		DIFFERENCE : 0.000		
LAP	SECTOR 1	SECTOR 2	LAP TIME	MPH	DIFF	TIME OF DAY
1 -	OUTLAP	29.329	1:15.350	57.71	9.368	11:23:20.668
2 -	40.717	27.199	1:07.916 (2)	64.02	1.934	11:24:28.584
3 -	<b>39.339</b>	<b>26.643</b>	<b>1:05.982 (1)</b>	<b>65.90</b>		<b>11:25:34.566</b>

# Mini Se7en Racing Club - The O-Plate Winter Shootout

## QUALIFYING - RACE 3 - SECTOR ANALYSIS



SECTOR 1 = FL to I1, SECTOR 2 = I1 to FL, DIFF = Difference To Personal Best Lap, P = Crossed Finish Line in Pit Lane, D = Time Disallowed

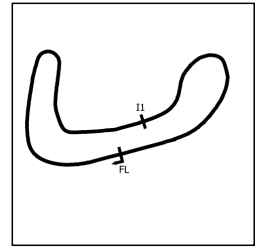
P11 728 7S Alfie GLENIE			Mini Se7en S			
IDEAL LAP TIME : 1:06.136		BEST LAP TIME : 1:06.238		DIFFERENCE : 0.102		
LAP	SECTOR 1	SECTOR 2	LAP TIME	MPH	DIFF	TIME OF DAY
1 -	OUTLAP	28.682	1:12.955	59.60	6.717	11:22:09.264
2 -	40.269	28.030	1:08.299	63.67	2.061	11:23:17.563
3 -	39.802	28.083	1:07.885	64.05	1.647	11:24:25.448
4 -	39.113	29.009	1:08.122	63.83	1.884	11:25:33.570
5 -	38.945	27.970	1:06.915	64.98	0.677	11:26:40.485
6 -	<b>38.633</b>	27.627	1:06.260 (2)	65.62	0.022	11:27:46.745
7 -	39.281	28.018	1:07.299	64.61	1.061	11:28:54.044
8 -	38.735	<b>27.503</b>	<b>1:06.238 (1)</b>	<b>65.65</b>		<b>11:30:00.282</b>
9 -	40.053	27.653	1:07.706	64.22	1.468	11:31:07.988
10 -	38.758	27.704	1:06.462 (3)	65.42	0.224	11:32:14.450
11 -	38.995	28.048	1:07.043	64.86	0.805	11:33:21.493
12 -	39.290	27.982	1:07.272	64.64	1.034	11:34:28.765

P12 725 7S Frazer HACK			Mini Se7en S			
IDEAL LAP TIME : 1:06.341		BEST LAP TIME : 1:06.664		DIFFERENCE : 0.323		
LAP	SECTOR 1	SECTOR 2	LAP TIME	MPH	DIFF	TIME OF DAY
1 -	OUTLAP	29.213	1:12.712	59.80	6.048	11:21:46.925
2 -	40.277	28.776	1:09.053	62.97	2.389	11:22:55.978
3 -	39.521	27.948	1:07.469	64.45	0.805	11:24:03.447
4 -	39.073	1:05.055	1:44.128	41.76	37.464	11:25:47.575
5 -	39.245	28.723	1:07.968	63.98	1.304	11:26:55.543
6 -	39.393	28.408	1:07.801	64.13	1.137	11:28:03.344
7 -	44.951	28.560	1:13.511	59.15	6.847	11:29:16.855
8 -	38.808	28.482	1:07.290	64.62	0.626	11:30:24.145
9 -	38.874	<b>27.790</b>	<b>1:06.664 (1)</b>	<b>65.23</b>		<b>11:31:30.809</b>
10 -	39.248	27.926	1:07.174 (3)	64.73	0.510	11:32:37.983
11 -	<b>38.551</b>	28.151	1:06.702 (2)	65.19	0.038	11:33:44.685
12 -	39.341	27.888	1:07.229	64.68	0.565	11:34:51.914

P13 780 7S Bill SOLLIS			Mini Se7en S			
IDEAL LAP TIME : 1:06.850		BEST LAP TIME : 1:06.975		DIFFERENCE : 0.125		
LAP	SECTOR 1	SECTOR 2	LAP TIME	MPH	DIFF	TIME OF DAY
1 -	OUTLAP	29.328	1:14.925	58.03	7.950	11:22:29.230
2 -	40.947	28.466	1:09.413	62.64	2.438	11:23:38.643
3 -	40.542	28.568	1:09.110	62.92	2.135	11:24:47.753
4 -	40.124	28.196	1:08.320	63.65	1.345	11:25:56.073
5 -	40.145	28.775	1:08.920	63.09	1.945	11:27:04.993
6 -	39.771	28.527	1:08.298	63.67	1.323	11:28:13.291
7 -	39.573	28.293	1:07.866	64.07	0.891	11:29:21.157
8 -	40.796	28.479	1:09.275	62.77	2.300	11:30:30.432
9 -	39.574	28.176	1:07.750	64.18	0.775	11:31:38.182
10 -	39.513	28.595	1:08.108	63.84	1.133	11:32:46.290
11 -	39.859	28.200	1:08.059	63.89	1.084	11:33:54.349
12 -	39.835	<b>27.785</b>	1:07.620	64.30	0.645	11:35:01.969
13 -	39.437	28.235	1:07.672	64.26	0.697	11:36:09.641
14 -	<b>39.065</b>	28.052	1:07.117 (2)	64.79	0.142	11:37:16.758
15 -	39.289	27.930	1:07.219 (3)	64.69	0.244	11:38:23.977
16 -	39.504	28.201	1:07.705	64.22	0.730	11:39:31.682
17 -	39.113	27.862	<b>1:06.975 (1)</b>	<b>64.92</b>		<b>11:40:38.657</b>

# Mini Se7en Racing Club - The O-Plate Winter Shootout

## QUALIFYING - RACE 3 - SECTOR ANALYSIS



SECTOR 1 = FL to I1, SECTOR 2 = I1 to FL, DIFF = Difference To Personal Best Lap, P = Crossed Finish Line in Pit Lane, D = Time Disallowed

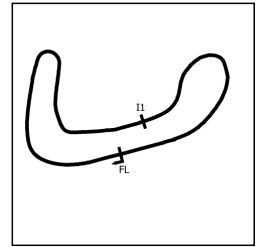
P14 745 7S Louis BIRKETT			Mini Se7en S			
IDEAL LAP TIME : 1:06.914		BEST LAP TIME : 1:07.140		DIFFERENCE : 0.226		
LAP	SECTOR 1	SECTOR 2	LAP TIME	MPH	DIFF	TIME OF DAY
1 -	OUTLAP	30.190	1:17.693	55.97	10.553	11:21:50.758
2 -	42.648	29.119	1:11.767	60.59	4.627	11:23:02.525
3 -	41.755	28.751	1:10.506	61.67	3.366	11:24:13.031
4 -	41.806	29.188	1:10.994	61.25	3.854	11:25:24.025
5 -	40.584	29.207	1:09.791	62.30	2.651	11:26:33.816
6 -	39.786	28.524	1:08.310	63.65	1.170	11:27:42.126
7 -	39.997	28.220	1:08.217	63.74	1.077	11:28:50.343
8 -	40.322	28.441	1:08.763	63.24	1.623	11:29:59.106
9 -	41.554	<b>28.137</b>	1:09.691	62.39	2.551	11:31:08.797
10 -	39.001	28.352	1:07.353 (2)	64.56	0.213	11:32:16.150
11 -	39.601	28.145	1:07.746	64.18	0.606	11:33:23.896
12 -	<b>38.777</b>	28.363	<b>1:07.140 (1)</b>	<b>64.76</b>		<b>11:34:31.036</b>
13 -	40.009	28.533	1:08.542	63.44	1.402	11:35:39.578
14 -	39.182	28.439	1:07.621	64.30	0.481	11:36:47.199
15 -	42.805	28.329	1:11.134	61.13	3.994	11:37:58.333
16 -	39.256	28.477	1:07.733	64.20	0.593	11:39:06.066
17 -	38.974	28.413	1:07.387 (3)	64.53	0.247	11:40:13.453
18 -	39.438	28.420	1:07.858	64.08	0.718	11:41:21.311

P15 20 7 Darren THOMAS			Mini Se7en			
IDEAL LAP TIME : 1:07.142		BEST LAP TIME : 1:07.142		DIFFERENCE : 0.000		
LAP	SECTOR 1	SECTOR 2	LAP TIME	MPH	DIFF	TIME OF DAY
1 -	OUTLAP	29.479	1:15.341	57.71	8.199	11:21:59.313
2 -	41.063	29.136	1:10.199	61.94	3.057	11:23:09.512
3 -	41.301	28.817	1:10.118	62.01	2.976	11:24:19.630
4 -	40.211	29.125	1:09.336	62.71	2.194	11:25:28.966
5 -	40.385	28.847	1:09.232	62.81	2.090	11:26:38.198
6 -	39.777	28.278	1:08.055 (2)	63.89	0.913	11:27:46.253
7 -	40.027	28.510	1:08.537 (3)	63.44	1.395	11:28:54.790
8 -	<b>38.945</b>	<b>28.197</b>	<b>1:07.142 (1)</b>	<b>64.76</b>		<b>11:30:01.932</b>

P16 746 7S Oliver BIRKETT			Mini Se7en S			
IDEAL LAP TIME : 1:07.244		BEST LAP TIME : 1:07.244		DIFFERENCE : 0.000		
LAP	SECTOR 1	SECTOR 2	LAP TIME	MPH	DIFF	TIME OF DAY
1 -	OUTLAP	30.527	1:15.156	57.86	7.912	11:21:51.514
2 -	42.249	29.480	1:11.729	60.62	4.485	11:23:03.243
3 -	41.597	28.707	1:10.304	61.85	3.060	11:24:13.547
4 -	40.747	29.174	1:09.921	62.19	2.677	11:25:23.468
5 -	40.441	28.809	1:09.250	62.79	2.006	11:26:32.718
6 -	39.531	28.806	1:08.337	63.63	1.093	11:27:41.055
7 -	39.428	28.949	1:08.377	63.59	1.133	11:28:49.432
8 -	39.780	28.781	1:08.561	63.42	1.317	11:29:57.993
9 -	<b>38.892</b>	<b>28.352</b>	<b>1:07.244 (1)</b>	<b>64.66</b>		<b>11:31:05.237</b>
10 -	39.507	28.541	1:08.048 (2)	63.90	0.804	11:32:13.285
11 -	40.456	28.390	1:08.846	63.16	1.602	11:33:22.131
12 -	39.356	28.695	1:08.051 (3)	63.90	0.807	11:34:30.182

# Mini Se7en Racing Club - The O-Plate Winter Shootout

## QUALIFYING - RACE 3 - SECTOR ANALYSIS



SECTOR 1 = FL to I1, SECTOR 2 = I1 to FL, DIFF = Difference To Personal Best Lap, P = Crossed Finish Line in Pit Lane, D = Time Disallowed

P17 734 7S Joe FERGUSON			Mini Se7en S			
IDEAL LAP TIME : 1:07.257		BEST LAP TIME : 1:07.257		DIFFERENCE : 0.000		
LAP	SECTOR 1	SECTOR 2	LAP TIME	MPH	DIFF	TIME OF DAY
1 -	OUTLAP	29.708	1:13.822	58.90	6.565	11:23:20.890
2 -	40.701	28.840	1:09.541	62.53	2.284	11:24:30.431
3 -	41.244	IN PIT	3:03.403	P 23.71	1:56.146	11:27:33.834
4 -	OUTLAP	28.533	1:11.231	61.04	3.974	11:28:45.065
5 -	39.822	28.281	1:08.103	63.85	0.846	11:29:53.168
6 -	39.597	27.807	1:07.404 (2)	64.51	0.147	11:31:00.572
7 -	<b>39.521</b>	<b>27.736</b>	<b>1:07.257 (1)</b>	<b>64.65</b>		<b>11:32:07.829</b>
8 -	39.534	28.110	1:07.644 (3)	64.28	0.387	11:33:15.473
9 -	39.814	27.998	1:07.812	64.12	0.555	11:34:23.285
10 -	40.091	29.776	1:09.867	62.24	2.610	11:35:33.152

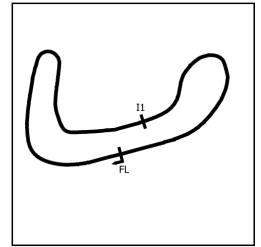
P18 0 7 Ross BILLISON			Mini Se7en			
IDEAL LAP TIME : 1:07.280		BEST LAP TIME : 1:07.280		DIFFERENCE : 0.000		
LAP	SECTOR 1	SECTOR 2	LAP TIME	MPH	DIFF	TIME OF DAY
1 -	OUTLAP	30.649	1:17.787	55.90	10.507	11:22:01.052
2 -	44.784	29.926	1:14.710	58.20	7.430	11:23:15.762
3 -	44.377	29.481	1:13.858	58.87	6.578	11:24:29.620
4 -	40.781	29.068	1:09.849	62.25	2.569	11:25:39.469
5 -	40.440	29.093	1:09.533	62.54	2.253	11:26:49.002
6 -	40.302	29.175	1:09.477	62.59	2.197	11:27:58.479
7 -	40.750	28.838	1:09.588	62.49	2.308	11:29:08.067
8 -	39.640	28.705	1:08.345 (2)	63.62	1.065	11:30:16.412
9 -	<b>38.843</b>	<b>28.437</b>	<b>1:07.280 (1)</b>	<b>64.63</b>		<b>11:31:23.692</b>
10 -	40.671	28.585	1:09.256 (3)	62.79	1.976	11:32:32.948

P19 741 7S Joel WREN			Mini Se7en S			
IDEAL LAP TIME : 1:07.208		BEST LAP TIME : 1:07.461		DIFFERENCE : 0.253		
LAP	SECTOR 1	SECTOR 2	LAP TIME	MPH	DIFF	TIME OF DAY
1 -	OUTLAP	29.813	1:14.282	58.54	6.821	11:22:13.746
2 -	42.587	29.453	1:12.040	60.36	4.579	11:23:25.786
3 -	41.087	29.055	1:10.142	61.99	2.681	11:24:35.928
4 -	40.472	28.917	1:09.389	62.66	1.928	11:25:45.317
5 -	40.451	28.668	1:09.119	62.91	1.658	11:26:54.436
6 -	40.085	28.141	1:08.226	63.73	0.765	11:28:02.662
7 -	39.728	28.178	1:07.906	64.03	0.445	11:29:10.568
8 -	40.160	28.467	1:08.627	63.36	1.166	11:30:19.195
9 -	39.936	28.112	1:08.048	63.90	0.587	11:31:27.243
10 -	39.614	<b>27.953</b>	1:07.567 (2)	64.35	0.106	11:32:34.810
11 -	40.927	28.315	1:09.242	62.80	1.781	11:33:44.052
12 -	40.409	28.539	1:08.948	63.07	1.487	11:34:53.000
13 -	<b>39.255</b>	28.206	<b>1:07.461 (1)</b>	<b>64.46</b>		<b>11:36:00.461</b>
14 -	39.438	28.447	1:07.885 (3)	64.05	0.424	11:37:08.346



# Mini Se7en Racing Club - The O-Plate Winter Shootout

## QUALIFYING - RACE 3 - SECTOR ANALYSIS



SECTOR 1 = FL to I1, SECTOR 2 = I1 to FL, DIFF = Difference To Personal Best Lap, P = Crossed Finish Line in Pit Lane, D = Time Disallowed

P20 736 7S Bertie WOOLLARD			Mini Se7en S			
IDEAL LAP TIME : 1:08.095		BEST LAP TIME : 1:08.214		DIFFERENCE : 0.119		
LAP	SECTOR 1	SECTOR 2	LAP TIME	MPH	DIFF	TIME OF DAY
1 -	OUTLAP	30.030	1:16.750	56.65	8.536	11:22:02.347
2 -	44.521	29.655	1:14.176	58.62	5.962	11:23:16.523
3 -	42.266	28.743	1:11.009	61.24	2.795	11:24:27.532
4 -	41.718	29.900	1:11.618	60.71	3.404	11:25:39.150
5 -	42.337	29.023	1:11.360	60.93	3.146	11:26:50.510
6 -	41.046	28.821	1:09.867	62.24	1.653	11:28:00.377
7 -	40.694	28.975	1:09.669	62.41	1.455	11:29:10.046
8 -	40.298	28.704	1:09.002 (3)	63.02	0.788	11:30:19.048
9 -	41.272	29.113	1:10.385	61.78	2.171	11:31:29.433
10 -	41.326	<b>28.584</b>	1:09.910	62.20	1.696	11:32:39.343
11 -	41.128	28.992	1:10.120	62.01	1.906	11:33:49.463
12 -	39.580	28.634	<b>1:08.214 (1)</b>	<b>63.74</b>		<b>11:34:57.677</b>
13 -	<b>39.511</b>	29.206	1:08.717 (2)	63.28	0.503	11:36:06.394

P21 78 7 Arnold DUNCAN			Mini Se7en			
IDEAL LAP TIME : 1:08.421		BEST LAP TIME : 1:08.495		DIFFERENCE : 0.074		
LAP	SECTOR 1	SECTOR 2	LAP TIME	MPH	DIFF	TIME OF DAY
1 -	OUTLAP	30.585	1:17.482	56.12	8.987	11:21:58.303
2 -	43.410	29.742	1:13.152	59.44	4.657	11:23:11.455
3 -	42.206	28.880	1:11.086	61.17	2.591	11:24:22.541
4 -	41.545	IN PIT	4:07.884 P	17.54	2:59.389	11:28:30.425
5 -	OUTLAP	29.060	1:13.868	58.86	5.373	11:29:44.293
6 -	40.871	28.843	1:09.714	62.37	1.219	11:30:54.007
7 -	40.413	28.834	1:09.247 (3)	62.79	0.752	11:32:03.254
8 -	40.462	<b>28.033</b>	<b>1:08.495 (1)</b>	<b>63.48</b>		<b>11:33:11.749</b>
9 -	<b>40.388</b>	28.466	1:08.854 (2)	63.15	0.359	11:34:20.603

P22 766 7S Tony PERFECT			Mini Se7en S			
IDEAL LAP TIME : 1:10.232		BEST LAP TIME : 1:10.473		DIFFERENCE : 0.241		
LAP	SECTOR 1	SECTOR 2	LAP TIME	MPH	DIFF	TIME OF DAY
1 -	OUTLAP	30.385	1:16.867	56.57	6.394	11:21:55.412
2 -	42.896	30.423	1:13.319	59.31	2.846	11:23:08.731
3 -	43.531	29.448	1:12.979	59.58	2.506	11:24:21.710
4 -	42.165	29.604	1:11.769	60.59	1.296	11:25:33.479
5 -	43.127	29.568	1:12.695	59.81	2.222	11:26:46.174
6 -	42.350	29.279	1:11.629	60.71	1.156	11:27:57.803
7 -	44.817	IN PIT	3:31.829 P	20.52	2:21.356	11:31:29.632
8 -	OUTLAP	29.524	1:15.303	57.74	4.830	11:32:44.935
9 -	42.573	<b>28.869</b>	1:11.442	60.86	0.969	11:33:56.377
10 -	42.207	29.024	1:11.231	61.04	0.758	11:35:07.608
11 -	41.956	28.941	1:10.897 (3)	61.33	0.424	11:36:18.505
12 -	<b>41.363</b>	29.165	1:10.528 (2)	61.65	0.055	11:37:29.033
13 -	41.525	28.948	<b>1:10.473 (1)</b>	<b>61.70</b>		<b>11:38:39.506</b>

# Mini Se7en Racing Club - The O-Plate Winter Shootout

## QUALIFYING - RACE 3 - BEST SECTORS

SECTOR 1			SECTOR 2			IDEAL / BEST COMPARISON						
POS	NO	NAME	TIME	NO	NAME	TIME	POS	NO	NAME	IDEAL	BEST	DIFF
									<b>PERFECT LAP</b>	<b>59.821</b>		
1	23	DEETH	34.958	1	SMITH	24.863	1	1	SMITH	59.921	59.921	0.000
2	1	SMITH	35.058	98	CURLEY	24.964	2	23	DEETH	59.975	1:00.203	0.228
3	98	CURLEY	35.182	23	DEETH	25.017	3	98	CURLEY	1:00.146	1:00.366	0.220
4	84	TAYLOR	35.426	84	TAYLOR	25.143	4	84	TAYLOR	1:00.569	1:00.652	0.083
5	8	PEACOCK	35.515	8	PEACOCK	25.232	5	8	PEACOCK	1:00.747	1:00.987	0.240
6	76	POLLEY	35.648	91	ASTIN	25.337	6	5	BULLEN-BROWN	1:01.185	1:01.185	0.000
7	5	BULLEN-BROWN	35.691	5	BULLEN-BROWN	25.494	7	91	ASTIN	1:01.191	1:01.685	0.494
8	91	ASTIN	35.854	595	PROCTOR	25.498	8	76	POLLEY	1:01.227	1:01.682	0.455
9	595	PROCTOR	37.683	76	POLLEY	25.579	9	595	PROCTOR	1:03.181	1:03.195	0.014
10	725	HACK	38.551	117	BURROWS	26.643	10	117	BURROWS	1:05.982	1:05.982	0.000
11	728	GLENIE	38.633	728	GLENIE	27.503	11	728	GLENIE	1:06.136	1:06.238	0.102
12	745	BIRKETT	38.777	734	FERGUSON	27.736	12	725	HACK	1:06.341	1:06.664	0.323
13	0	BILLISON	38.843	780	SOLLIS	27.785	13	780	SOLLIS	1:06.850	1:06.975	0.125
14	746	BIRKETT	38.892	725	HACK	27.790	14	745	BIRKETT	1:06.914	1:07.140	0.226
15	20	THOMAS	38.945	741	WREN	27.953	15	20	THOMAS	1:07.142	1:07.142	0.000
16	780	SOLLIS	39.065	78	DUNCAN	28.033	16	741	WREN	1:07.208	1:07.461	0.253
17	741	WREN	39.255	745	BIRKETT	28.137	17	746	BIRKETT	1:07.244	1:07.244	0.000
18	117	BURROWS	39.339	20	THOMAS	28.197	18	734	FERGUSON	1:07.257	1:07.257	0.000
19	736	WOOLLARD	39.511	746	BIRKETT	28.352	19	0	BILLISON	1:07.280	1:07.280	0.000
20	734	FERGUSON	39.521	0	BILLISON	28.437	20	736	WOOLLARD	1:08.095	1:08.214	0.119
21	78	DUNCAN	40.388	736	WOOLLARD	28.584	21	78	DUNCAN	1:08.421	1:08.495	0.074
22	766	PERFECT	41.363	766	PERFECT	28.869	22	766	PERFECT	1:10.232	1:10.473	0.241

# Mini Se7en Racing Club - The O-Plate Winter Shootout

## QUALIFYING - RACE 3 - STATISTICS

**Competitors Started** 22  
**Planned Start** 2024-11-02 @ 11:25:00.000  
**Actual Start** 2024-11-02 @ 11:20:26.044  
**Finish Time** 2024-11-02 @ 11:40:27.763  
**Track Length** 1.2079mi.  
**Total Laps** 277  
**Total Distance Covered** 334.6009mi.

### Session Fastest Lap History

NO	CL	NAME	LAP TIME	TIME OF DAY	LAP	VEHICLE
98	Mig	Ian CURLEY	1:03.129	11:22:44.908	2	Mini Miglia
84	Mig	Ryan TAYLOR	1:02.370	11:22:50.300	2	Mini Miglia
98	Mig	Ian CURLEY	1:01.749	11:23:46.657	3	Mini Miglia
1	Mig	Aaron SMITH	1:01.002	11:23:59.221	3	Mini Miglia
23	Mig	Rupert DEETH	1:00.876	11:24:09.341	3	Mini Miglia
1	Mig	Aaron SMITH	1:00.272	11:24:59.493	4	Mini Miglia
1	Mig	Aaron SMITH	59.921	11:30:02.684	9	Mini Miglia

### Flag History

TYPE	TIME OF DAY
GREEN	11:20:26.044
FINISH	11:40:27.763

### Flag Statistics

TYPE	COUNT	TOTAL LAPS	TOTAL TIME
Green	1	19	21:14.195
Red	0	0	0.000
Safety Car	0	0	0.000
FCY	0	0	0.000

# Mini Se7en Racing Club - The O-Plate Winter Shootout

## QUALIFYING - RACE 3 - STATISTICS

CLASS : Mig

8 Starters

### Fastest Lap History

NO	NAME	LAP TIME	TIME OF DAY	LAP	VEHICLE
98	Ian CURLEY	1:03.129	11:22:44.908	2	Mini Miglia
84	Ryan TAYLOR	1:02.370	11:22:50.300	2	Mini Miglia
98	Ian CURLEY	1:01.749	11:23:46.657	3	Mini Miglia
1	Aaron SMITH	1:01.002	11:23:59.221	3	Mini Miglia
23	Rupert DEETH	1:00.876	11:24:09.341	3	Mini Miglia
1	Aaron SMITH	1:00.272	11:24:59.493	4	Mini Miglia
1	Aaron SMITH	59.921	11:30:02.684	9	Mini Miglia

# Mini Se7en Racing Club - The O-Plate Winter Shootout

## QUALIFYING - RACE 3 - STATISTICS

CLASS : Libre

2 Starters

### Fastest Lap History

NO	NAME	LAP TIME	TIME OF DAY	LAP	VEHICLE
595	Julian PROCTOR	1:07.002	11:23:13.747	2	Mini Libre
595	Julian PROCTOR	1:04.575	11:24:18.322	3	Mini Libre
595	Julian PROCTOR	1:04.074	11:26:27.161	5	Mini Libre
595	Julian PROCTOR	1:03.490	11:28:34.903	7	Mini Libre
595	Julian PROCTOR	1:03.195	11:29:38.098	8	Mini Libre

# Mini Se7en Racing Club - The O-Plate Winter Shootout

## QUALIFYING - RACE 3 - STATISTICS

CLASS : 7

3 Starters

### Fastest Lap History

NO	NAME	LAP TIME	TIME OF DAY	LAP	VEHICLE
20	Darren THOMAS	1:10.199	11:23:09.512	2	Mini Se7en
20	Darren THOMAS	1:10.118	11:24:19.630	3	Mini Se7en
20	Darren THOMAS	1:09.336	11:25:28.966	4	Mini Se7en
20	Darren THOMAS	1:09.232	11:26:38.198	5	Mini Se7en
20	Darren THOMAS	1:08.055	11:27:46.253	6	Mini Se7en
20	Darren THOMAS	1:07.142	11:30:01.932	8	Mini Se7en

# Mini Se7en Racing Club - The O-Plate Winter Shootout

## QUALIFYING - RACE 3 - STATISTICS

CLASS : 7S

9 Starters

### Fastest Lap History

NO	NAME	LAP TIME	TIME OF DAY	LAP	VEHICLE
725	Frazer HACK	1:09.053	11:22:55.978	2	Mini Se7en S
728	Alfie GLENIE	1:08.299	11:23:17.563	2	Mini Se7en S
725	Frazer HACK	1:07.469	11:24:03.447	3	Mini Se7en S
728	Alfie GLENIE	1:06.915	11:26:40.485	5	Mini Se7en S
728	Alfie GLENIE	1:06.260	11:27:46.745	6	Mini Se7en S
728	Alfie GLENIE	1:06.238	11:30:00.282	8	Mini Se7en S



**Mini Se7en Racing Club - The O-Plate Winter Shootout**  
**RACE 3 - GRID (20 minutes) - AMENDED**

ROW 14	27	<b>780</b> Bill SOLLIS	
ROW 13	25	<b>728</b> Alfie GLENIE	26 <b>766</b> Tony PERFECT
ROW 12	23	<b>736</b> Bertie WOOLLARD	24 <b>734</b> Joe FERGUSON
ROW 11	21	<b>745</b> Louis BIRKETT	22 <b>741</b> Joel WREN
ROW 10	19	<b>725</b> Frazer HACK	20 <b>746</b> Oliver BIRKETT
ROW 9	17	<b>78</b> Arnold DUNCAN	
ROW 8	15	<b>0</b> Ross BILLISON	16 <b>20</b> Darren THOMAS
ROW 7			
ROW 6			
ROW 5	9	<b>595</b> Julian PROCTOR	10 <b>117</b> James BURROWS
ROW 4	7	<b>1</b> Aaron SMITH	8 <b>23</b> Rupert DEETH
ROW 3	5	<b>91</b> Thorburn ASTIN	6 <b>98</b> Ian CURLEY
ROW 2	3	<b>8</b> Colin PEACOCK	4 <b>84</b> Ryan TAYLOR
ROW 1	1	<b>5</b> Phil BULLEN-BROWN	2 <b>76</b> Jo POLLEY
<b>Pole</b>			

These results are provisional until the conclusion of any judicial and technical matters.

Brands Hatch Indy: 1.2079 miles

Clerk Of Course: Stacy Lawday	Stewards:	Timekeeper: Andrew Craker	
-------------------------------	-----------	---------------------------	--

Results can be found at [www.tsl-timing.com](http://www.tsl-timing.com)

Printed - 12:14 Saturday, 02 November 2024







# Mini Se7en Racing Club - The O-Plate Winter Shootout

## RACE 7 - GRID (20 minutes) - AMENDED

ROW 15	29	<b>725</b> Frazer HACK	30	<b>765</b> Callum PERFECT	
ROW 14		27	<b>745</b> Louis BIRKETT	28	<b>746</b> Oliver BIRKETT
ROW 13	25	<b>736</b> Bertie WOOLLARD	26	<b>741</b> Joel WREN	
ROW 12		23	<b>728</b> Alfie GLENIE	24	<b>734</b> Joe FERGUSON
ROW 11	21	<b>780</b> Bill SOLLIS			
ROW 10		19	<b>0</b> Ross BILLISON		
ROW 9	17	<b>78</b> Arnold DUNCAN	18	<b>20</b> Darren THOMAS	
ROW 8					
ROW 7					
ROW 6		11	<b>117</b> James BURROWS	12	<b>595</b> Julian PROCTOR
ROW 5	9	<b>79</b> Scott KENDALL			
ROW 4		7	<b>76</b> Jo POLLEY	8	<b>5</b> Phil BULLEN-BROWN
ROW 3	5	<b>84</b> Ryan TAYLOR	6	<b>8</b> Colin PEACOCK	
ROW 2		3	<b>98</b> Ian CURLEY	4	<b>91</b> Thorburn ASTIN
ROW 1	1	<b>23</b> Rupert DEETH	2	<b>1</b> Aaron SMITH	
<b>Pole</b>					

These results are provisional until the conclusion of any judicial and technical matters.

Brands Hatch Indy: 1.2079 miles

Clerk Of Course: Stacy Lawday	Stewards:	Timekeeper: Andrew Craker	
-------------------------------	-----------	---------------------------	--

Results can be found at [www.tsl-timing.com](http://www.tsl-timing.com)

Printed - 12:20 Saturday, 02 November 2024





# Mini Se7en Racing Club - The O-Plate Winter Shootout

## RACE 3 - CLASSIFICATION

Race Distance: 20 Laps / 24.15 miles

POS	NO	CL	PIC	NAME	ENTRY	LAPS	TIME	GAP	DIFF	MPH	BEST	ON	GRD	↑↓
1	1	Mig	1	Aaron SMITH	Mini Miglia	20	20:19.399			71.32	<b>54.185</b>	17	7	6
2	98	Mig	2	Ian CURLEY	Mini Miglia	20	20:20.861	<b>1.462</b>	1.462	71.23	<b>54.205</b>	15	6	4
3	23	Mig	3	Rupert DEETH	Mini Miglia	20	20:20.939	<b>1.540</b>	0.078	71.23	<b>54.107</b>	15	8	5
4	5	Mig	4	Phil BULLEN-BROWN	Mini Miglia	20	20:25.565	<b>6.166</b>	4.626	70.96	<b>54.603</b>	13	1	-3
5	76	Mig	5	Jo POLLEY	Mini Miglia	20	20:26.191	<b>6.792</b>	0.626	70.92	<b>54.782</b>	13	2	-3
6	8	Mig	6	Colin PEACOCK	Mini Miglia	20	20:27.580	<b>8.181</b>	1.389	70.84	<b>54.925</b>	16	3	-3
7	84	Mig	7	Ryan TAYLOR	Mini Miglia	20	20:36.525	<b>17.126</b>	8.945	70.33	<b>55.403</b>	3	4	-3
8	91	Mig	8	Thorburn ASTIN	Mini Miglia	20	20:37.099	<b>17.700</b>	0.574	70.30	<b>55.433</b>	20	5	-3
9	595	Libre	1	Julian PROCTOR	Mini Libre	20	20:52.996	<b>33.597</b>	15.897	69.41	<b>57.211</b>	12	9	0
10	0	7	1	Ross BILLISON	Mini Se7en	20	21:09.154	<b>49.755</b>	16.158	68.52	<b>58.393</b>	12	11	1
11	725	7S	1	Frazer HACK	Mini Se7en S	20	21:20.467	<b>1:01.068</b>	11.313	67.92	<b>58.998</b>	12	14	3
12	746	7S	2	Oliver BIRKETT	Mini Se7en S	19	20:21.652	<b>1 Lap</b>	1 Lap	67.63	<b>58.866</b>	12	15	3
13	741	7S	3	Joel WREN	Mini Se7en S	19	20:21.671	<b>1 Lap</b>	0.019	67.63	<b>59.119</b>	4	17	4
14	734	7S	4	Joe FERGUSON	Mini Se7en S	19	20:31.757	<b>1 Lap</b>	10.086	67.07	<b>59.635</b>	12	19	5
15	78	7	2	Arnold DUNCAN	Mini Se7en	19	20:33.369	<b>1 Lap</b>	1.612	66.99	<b>1:00.234</b>	12	13	-2
16	780	7S	5	Bill SOLLIS	Mini Se7en S	19	20:35.223	<b>1 Lap</b>	1.854	66.88	<b>1:00.221</b>	11	22	6
17	766	7S	6	Tony PERFECT	Mini Se7en S	19	20:35.652	<b>1 Lap</b>	0.429	66.86	<b>1:00.243</b>	16	21	4
18	728	7S	7	Alfie GLENIE	Mini Se7en S	18	20:45.579	<b>2 Laps</b>	1 Lap	62.84	<b>59.848</b>	11	20	2

### NOT CLASSIFIED

DNF	20	7		Darren THOMAS	Mini Se7en	17	18:18.017	<b>3 Laps</b>	1 Lap	67.32	<b>58.972</b>	12	12	
DNF	745	7S		Louis BIRKETT	Mini Se7en S	3	3:14.516	<b>17 Laps</b>	14 Laps	67.06	<b>1:00.971</b>	3	16	
DNF	736	7S		Bertie WOOLLARD	Mini Se7en S	3	3:14.630	<b>17 Laps</b>	0.114	67.02	<b>1:01.061</b>	3	18	

### FASTEST LAP

23	Mig			Rupert DEETH	Mini Miglia	15	54.107			80.37 mph		129.34 kph		
595	Libre			Julian PROCTOR	Mini Libre	12	57.211			76.00 mph		122.32 kph		
0	7			Ross BILLISON	Mini Se7en	12	58.393			74.47 mph		119.84 kph		
746	7S			Oliver BIRKETT	Mini Se7en S	12	58.866			73.87 mph		118.88 kph		

Weather / Track : Bright / Dry

These results are provisional until the conclusion of any judicial and technical matters.

Date: 02/11/2024 Start: 14:08 Finish: 14:29

Brands Hatch Indy: 1.2079 miles

Clerk Of Course: Stacy Lawday	Stewards:	Timekeeper: Andrew Craker	
-------------------------------	-----------	---------------------------	--

Results can be found at [www.tsl-timing.com](http://www.tsl-timing.com)

Printed - 14:31 Saturday, 02 November 2024



# Mini Se7en Racing Club - The O-Plate Winter Shootout

## RACE 3 - LAP CHART

LAP 1 @ 14:09:57.900			LAP 2 @ 14:10:53.790			LAP 3 @ 14:11:48.948			LAP 4 @ 14:12:44.005			LAP 5 @ 14:13:39.218		
NO	BEHIND	LAP TIME	NO	BEHIND	LAP TIME	NO	BEHIND	LAP TIME	NO	BEHIND	LAP TIME	NO	BEHIND	LAP TIME
5		1:02.736	98		55.806	98		55.158	98		55.057	23		55.177
98	0.084	1:02.820	5	0.439	56.329	5	0.435	55.154	23	0.036	54.573	98	0.135	55.348
76	0.619	1:03.355	23	0.869	55.294	23	0.520	54.809	5	0.688	55.310	1	0.277	54.695
1	0.718	1:03.454	1	0.892	56.064	1	0.751	55.017	1	0.795	55.101	5	0.922	55.447
23	1.465	1:04.201	76	1.098	56.369	76	1.602	55.662	76	1.630	55.085	76	1.730	55.313
84	1.504	1:04.240	84	1.728	56.114	84	1.973	55.403	84	2.340	55.424	84	2.576	55.449
8	2.145	1:04.881	8	2.001	55.746	8	2.344	55.501	8	2.617	55.330	8	2.774	55.370
91	2.635	1:05.371	91	2.577	55.832	91	3.188	55.769	91	3.604	55.473	91	4.560	56.169
595	4.364	1:07.100	595	6.118	57.644	595	8.493	57.533	595	11.386	57.950	595	15.451	59.278
0	6.072	1:08.808	0	9.484	59.302	0	13.278	58.952	0	17.355	59.134	0	21.876	59.734
725	6.506	1:09.242	725	9.964	59.348	20	14.136	59.146	20	18.167	59.088	20	22.368	59.414
20	6.646	1:09.382	20	10.148	59.392	725	14.151	59.345	725	18.515	59.421	725	22.689	59.387
734	7.277	1:10.013	741	10.785	59.300	741	14.891	59.264	741	18.953	59.119	741	22.994	59.254
741	7.375	1:10.111	746	14.237	1:01.145	746	18.747	59.668	746	23.285	59.595	728	1 Lap	1:55.307 P
78	8.462	1:11.198	78	14.388	1:01.816	78	20.122	1:00.892	78	25.905	1:00.840	746	27.873	59.801
746	8.982	1:11.718	745	14.919	1:01.534	745	20.732	1:00.971	734	28.481	1:01.886	78	32.718	1:02.026
745	9.275	1:12.011	736	14.943	1:01.158	728	20.751	1:00.797	780	29.206	1:02.564	734	33.393	1:00.125
736	9.675	1:12.411	728	15.112	1:01.048	736	20.846	1:01.061	766	30.944	1:01.972	780	34.928	1:00.935
728	9.954	1:12.690	780	15.547	1:01.167	734	21.652	1:01.090				766	37.473	1:01.742
780	10.270	1:13.006	734	15.720	1:04.333	780	21.699	1:01.310						
766	11.050	1:13.786	766	17.318	1:02.158	766	24.029	1:01.869						

# Mini Se7en Racing Club - The O-Plate Winter Shootout

## RACE 3 - LAP CHART

LAP 6 @ 14:14:34.161			LAP 7 @ 14:15:29.603			LAP 8 @ 14:16:53.617			LAP 9 @ 14:18:37.254			LAP 10 @ 14:20:08.952		
NO	BEHIND	LAP TIME	NO	BEHIND	LAP TIME	NO	BEHIND	LAP TIME	NO	BEHIND	LAP TIME	NO	BEHIND	LAP TIME
23		54.943	23		55.442	23		1:24.014	23		1:43.637	23		1:31.698
98	0.354	55.162	1	0.341	55.299	1	0.541	1:24.214	1	0.823	1:43.919	1	0.210	1:31.085
1	0.484	55.150	98	0.619	55.707	98	1.578	1:24.973	98	1.699	1:43.758	98	0.373	1:30.372
5	1.067	55.088	5	1.002	55.377	5	2.296	1:25.308	5	2.767	1:44.108	5	0.821	1:29.752
76	1.953	55.166	76	1.728	55.217	76	3.057	1:25.343	76	3.394	1:43.974	76	1.670	1:29.974
84	3.352	55.719	84	4.466	56.556	84	3.760	1:23.308	84	3.993	1:43.870	84	1.879	1:29.584
8	3.438	55.607	8	4.888	56.892	8	4.668	1:23.794	8	5.365	1:44.334	8	2.227	1:28.560
91	5.471	55.854	91	6.422	56.393	91	5.369	1:22.961	91	6.260	1:44.528	91	2.734	1:28.172
595	19.271	58.763	595	23.838	1:00.009	595	6.677	1:06.853	595	7.131	1:44.091	595	3.151	1:27.718
0	26.176	59.243	0	36.206	1:05.472	0	13.221	1:01.029	0	8.511	1:38.927	0	7.176	1:30.363
20	27.140	59.715	20	36.610	1:04.912	20	13.725	1:01.129	20	9.366	1:39.278	20	8.167	1:30.499
725	27.585	59.839	725	37.867	1:05.724	725	15.379	1:01.526	725	10.214	1:38.472	725	8.567	1:30.051
741	27.958	59.907	741	38.319	1:05.803	741	16.097	1:01.792	741	12.695	1:40.235	741	10.418	1:29.421
746	32.825	59.895	746	39.310	1:01.927	746	17.265	1:01.969	746	13.167	1:39.539	746	11.386	1:29.917
728	1 Lap	1:02.538	728	1 Lap	1:01.530	728	1 Lap	1:02.009	728	1 Lap	1:39.755	728	1 Lap	1:30.248
78	39.348	1:01.573	78	46.655	1:02.749	78	24.912	1:02.271	78	14.223	1:32.948	78	12.279	1:29.754
734	39.615	1:01.165	734	49.256	1:05.083	734	26.480	1:01.238	734	14.975	1:32.132	734	12.736	1:29.459
780	40.685	1:00.700	780	49.955	1:04.712	780	27.594	1:01.653	780	15.719	1:31.762	780	13.904	1:29.883
766	43.882	1:01.352	766	51.052	1:02.612	766	28.565	1:01.527	766	16.856	1:31.928	766	14.578	1:29.420
						SC	7 Laps	1:42.476						

# Mini Se7en Racing Club - The O-Plate Winter Shootout

## RACE 3 - LAP CHART

LAP 11 @ 14:21:03.910			LAP 12 @ 14:21:58.770			LAP 13 @ 14:22:53.146			LAP 14 @ 14:23:47.608			LAP 15 @ 14:24:42.041		
NO	BEHIND	LAP TIME	NO	BEHIND	LAP TIME	NO	BEHIND	LAP TIME	NO	BEHIND	LAP TIME	NO	BEHIND	LAP TIME
<b>23</b>		54.958	<b>1</b>		54.752	<b>1</b>		54.376	<b>1</b>		54.462	<b>1</b>		54.433
<b>1</b>	0.108	54.856	<b>98</b>	0.574	54.985	<b>98</b>	0.807	54.609	<b>98</b>	0.915	54.570	<b>98</b>	0.687	54.205
<b>98</b>	0.449	55.034	<b>23</b>	0.654	55.514	<b>23</b>	0.875	54.597	<b>23</b>	1.112	54.699	<b>23</b>	0.786	54.107
<b>5</b>	0.619	54.756	<b>5</b>	1.265	55.506	<b>5</b>	1.492	54.603	<b>5</b>	1.806	54.776	<b>5</b>	2.054	54.681
<b>76</b>	1.568	54.856	<b>76</b>	1.613	54.905	<b>76</b>	2.019	54.782	<b>76</b>	2.575	55.018	<b>76</b>	2.954	54.812
<b>8</b>	2.764	55.495	<b>8</b>	3.090	55.186	<b>8</b>	3.740	55.026	<b>8</b>	4.222	54.944	<b>8</b>	4.796	55.007
<b>91</b>	3.724	55.948	<b>91</b>	4.776	55.912	<b>91</b>	6.452	56.052	<b>84</b>	8.864	56.071	<b>84</b>	10.400	55.969
<b>84</b>	5.473	58.552	<b>84</b>	6.147	55.534	<b>84</b>	7.255	55.484	<b>91</b>	9.321	57.331	<b>91</b>	10.872	55.984
<b>595</b>	5.478	57.285	<b>595</b>	7.829	57.211	<b>595</b>	10.849	57.396	<b>595</b>	13.764	57.377	<b>595</b>	17.065	57.734
<b>0</b>	10.857	58.639	<b>0</b>	14.390	58.393	<b>0</b>	18.572	58.558	<b>0</b>	22.998	58.888	<b>0</b>	27.575	59.010
<b>20</b>	12.365	59.156	<b>20</b>	16.477	58.972	<b>20</b>	21.209	59.108	<b>20</b>	26.117	59.370	<b>20</b>	31.278	59.594
<b>725</b>	12.741	59.132	<b>725</b>	16.879	58.998	<b>725</b>	21.625	59.122	<b>725</b>	26.529	59.366	<b>725</b>	31.366	59.270
<b>741</b>	14.852	59.392	<b>741</b>	19.324	59.332	<b>741</b>	24.394	59.446	<b>741</b>	29.411	59.479	<b>741</b>	34.752	59.774
<b>746</b>	15.399	58.971	<b>746</b>	19.405	58.866	<b>746</b>	24.723	59.694	<b>746</b>	29.559	59.298	<b>746</b>	34.835	59.709
<b>728</b>	1 Lap	59.899	<b>728</b>	1 Lap	59.848	<b>728</b>	1 Lap	59.975	<b>728</b>	1 Lap	1:00.229	<b>734</b>	41.889	1:02.782
<b>734</b>	17.739	59.961	<b>734</b>	22.514	59.635	<b>734</b>	27.847	59.709	<b>734</b>	33.540	1:00.155	<b>78</b>	42.663	1:00.696
<b>78</b>	18.412	1:01.091	<b>78</b>	23.786	1:00.234	<b>78</b>	30.175	1:00.765	<b>78</b>	36.400	1:00.687	<b>780</b>	43.685	1:01.307
<b>780</b>	19.167	1:00.221	<b>780</b>	24.597	1:00.290	<b>780</b>	30.700	1:00.479	<b>780</b>	36.811	1:00.573	<b>766</b>	44.347	1:00.431
<b>766</b>	20.176	1:00.556	<b>766</b>	25.747	1:00.431	<b>766</b>	32.114	1:00.743	<b>766</b>	38.349	1:00.697	<b>728</b>	1 Lap	1:07.131

# Mini Se7en Racing Club - The O-Plate Winter Shootout

## RACE 3 - LAP CHART

LAP 16 @ 14:25:36.272			LAP 17 @ 14:26:30.457			LAP 18 @ 14:27:25.221			LAP 19 @ 14:28:19.845			LAP 20 @ 14:29:14.563		
NO	BEHIND	LAP TIME	NO	BEHIND	LAP TIME	NO	BEHIND	LAP TIME	NO	BEHIND	LAP TIME	NO	BEHIND	LAP TIME
1		54.231	1		54.185	1		54.764	1		54.624	1		54.718
98	0.887	54.431	728	2 Laps	1:02.818	78	1 Lap	1:00.568	98	1.615	54.637	98	1.462	54.565
23	0.944	54.389	98	1.260	54.558	98	1.602	55.106	23	1.777	54.470	23	1.540	54.481
5	2.877	55.054	23	1.304	54.545	23	1.931	55.391	5	5.309	55.443	746	1 Lap	59.683
76	4.110	55.387	5	3.925	55.233	780	1 Lap	1:01.246	734	1 Lap	1:01.645	741	1 Lap	59.764
8	5.490	54.925	76	4.873	54.948	766	1 Lap	1:01.576	76	6.230	55.776	5	6.166	55.575
84	12.291	56.122	8	6.273	54.968	5	4.490	55.329	8	7.436	55.330	76	6.792	55.280
91	12.866	56.225	84	13.701	55.595	76	5.078	54.969	78	1 Lap	1:01.525	8	8.181	55.463
595	20.507	57.673	91	14.405	55.724	8	6.730	55.221	780	1 Lap	1:01.962	734	1 Lap	1:01.078
0	32.152	58.808	595	23.743	57.421	728	2 Laps	1:04.858	766	1 Lap	1:01.473	78	1 Lap	1:01.017
20	36.882	59.835	0	36.814	58.847	84	14.726	55.789	84	16.161	56.059	780	1 Lap	1:00.816
725	37.193	1:00.058	725	42.540	59.532	91	15.151	55.510	91	16.985	56.458	766	1 Lap	1:01.136
746	39.959	59.355	20	42.724	1:00.027	595	26.967	57.988	728	2 Laps	1:02.538	84	17.126	55.683
741	40.149	59.628	746	46.400	1:00.626	0	40.878	58.828	595	30.446	58.103	91	17.700	55.433
734	47.813	1:00.155	741	46.423	1:00.459	725	47.201	59.425	0	45.120	58.866	728	2 Laps	1:02.361
78	49.151	1:00.719	734	53.741	1:00.113	741	51.850	1:00.191	725	52.423	59.846	595	33.597	57.869
780	50.091	1:00.637				746	51.912	1:00.276				0	49.755	59.353
766	50.359	1:00.243										725	1:01.068	1:03.363

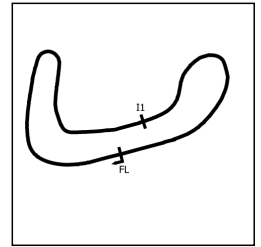
# Mini Se7en Racing Club - The O-Plate Winter Shootout

## RACE 3 - POSITION CHART

No	Name	Lap Pos	1	2	3	4	5	6	7	8	9	10	11	12	13	14	15	16	17	18	19	20
			5	BULLEN-BROWN	1	5	98	98	98	23	23	23	23	23	23	23	23	1	1	1	1	1
76	POLLEY	2	98	5	5	23	98	98	1	1	1	1	1	98	98	98	98	98	98	98	98	98
8	PEACOCK	3	76	23	23	5	1	1	98	98	98	98	98	23	23	23	23	23	23	23	23	23
84	TAYLOR	4	1	1	1	1	5	5	5	5	5	5	5	5	5	5	5	5	5	5	5	5
91	ASTIN	5	23	76	76	76	76	76	76	76	76	76	76	76	76	76	76	76	76	76	76	76
98	CURLEY	6	84	84	84	84	84	84	84	84	84	84	8	8	8	8	8	8	8	8	8	8
1	SMITH	7	8	8	8	8	8	8	8	8	8	8	91	91	91	84	84	84	84	84	84	84
23	DEETH	8	91	91	91	91	91	91	91	91	91	91	84	84	84	91	91	91	91	91	91	91
595	PROCTOR	9	595	595	595	595	595	595	595	595	595	595	595	595	595	595	595	595	595	595	595	595
0	BILLISON	10	0	0	0	0	0	0	0	0	0	0	0	0	0	0	0	0	0	0	0	0
20	THOMAS	11	725	725	20	20	20	20	20	20	20	20	20	20	20	20	20	20	725	725	725	725
78	DUNCAN	12	20	20	725	725	725	725	725	725	725	725	725	725	725	725	725	725	20	741	746	
725	HACK	13	734	741	741	741	741	741	741	741	741	741	741	741	741	741	741	746	746	746	741	
746	BIRKETT	14	741	746	746	746	746	746	746	746	746	746	746	746	746	746	746	741	741	734	734	
745	BIRKETT	15	78	78	78	78	78	78	78	78	78	78	78	734	734	734	734	734	734	734	78	78
741	WREN	16	746	745	745	734	734	734	734	734	734	734	734	78	78	78	78	78	78	78	780	780
736	WOOLLARD	17	745	736	728	780	780	780	780	780	780	780	780	780	780	780	780	780	780	766	766	
734	FERGUSON	18	736	728	736	766	766	766	766	766	766	766	766	766	766	766	766	766	766	728		
728	GLENIE	19	728	780	734	728	728	728	728	728	728	728	728	728	728	728	728	728	728			
766	PERFECT	20	780	734	780																	
780	SOLLIS	21	766	766	766																	

# Mini Se7en Racing Club - The O-Plate Winter Shootout

## RACE 3 - SECTOR ANALYSIS



SECTOR 1 = FL to I1, SECTOR 2 = I1 to FL, DIFF = Difference To Personal Best Lap, P = Crossed Finish Line in Pit Lane, D = Time Disallowed

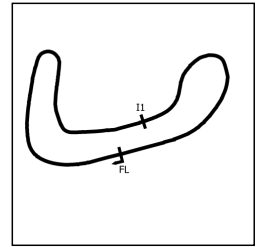
P1		1 Mig		Aaron SMITH		Mini Miglia	
IDEAL LAP TIME : 54.140		BEST LAP TIME : 54.185		DIFFERENCE : 0.045			
LAP	SECTOR 1	SECTOR 2	LAP TIME	MPH	DIFF	TIME OF DAY	
1 -		22.649	1:03.454	68.53	9.269	14:09:58.618	
2 -	33.167	22.897	56.064	77.56	1.879	14:10:54.682	
3 -	32.931	22.086	55.017	79.04	0.832	14:11:49.699	
4 -	32.932	22.169	55.101	78.92	0.916	14:12:44.800	
5 -	32.407	22.288	54.695	79.50	0.510	14:13:39.495	
6 -	32.941	22.209	55.150	78.85	0.965	14:14:34.645	
7 -	32.379	22.920	55.299	78.63	1.114	14:15:29.944	
8 -	40.888	43.326	1:24.214	51.63	30.029	14:16:54.158	
9 -	1:00.667	43.252	1:43.919	41.84	49.734	14:18:38.077	
10 -	1:06.022	25.063	1:31.085	47.74	36.900	14:20:09.162	
11 -	32.864	21.992	54.856	79.27	0.671	14:21:04.018	
12 -	32.553	22.199	54.752	79.42	0.567	14:21:58.770	
13 -	32.275	22.101	54.376 (3)	79.97	0.191	14:22:53.146	
14 -	32.289	22.173	54.462	79.84	0.277	14:23:47.608	
15 -	32.302	22.131	54.433	79.88	0.248	14:24:42.041	
16 -	32.153	22.078	54.231 (2)	80.18	0.046	14:25:36.272	
17 -	32.148	22.037	54.185 (1)	80.25		14:26:30.457	
18 -	32.242	22.522	54.764	79.40	0.579	14:27:25.221	
19 -	32.397	22.227	54.624	79.60	0.439	14:28:19.845	
20 -	32.364	22.354	54.718	79.47	0.533	14:29:14.563	

P2		98 Mig		Ian CURLEY		Mini Miglia	
IDEAL LAP TIME : 54.079		BEST LAP TIME : 54.205		DIFFERENCE : 0.126			
LAP	SECTOR 1	SECTOR 2	LAP TIME	MPH	DIFF	TIME OF DAY	
1 -		22.551	1:02.820	69.22	8.615	14:09:57.984	
2 -	33.295	22.511	55.806	77.92	1.601	14:10:53.790	
3 -	32.715	22.443	55.158	78.83	0.953	14:11:48.948	
4 -	32.692	22.365	55.057	78.98	0.852	14:12:44.005	
5 -	33.003	22.345	55.348	78.56	1.143	14:13:39.353	
6 -	32.948	22.214	55.162	78.83	0.957	14:14:34.515	
7 -	32.745	22.962	55.707	78.06	1.502	14:15:30.222	
8 -	41.520	43.453	1:24.973	51.17	30.768	14:16:55.195	
9 -	1:00.785	42.973	1:43.758	41.91	49.553	14:18:38.953	
10 -	1:05.435	24.937	1:30.372	48.11	36.167	14:20:09.325	
11 -	32.932	22.102	55.034	79.01	0.829	14:21:04.359	
12 -	32.785	22.200	54.985	79.08	0.780	14:21:59.344	
13 -	32.590	22.019	54.609	79.63	0.404	14:22:53.953	
14 -	32.525	22.045	54.570	79.68	0.365	14:23:48.523	
15 -	32.060	22.145	54.205 (1)	80.22		14:24:42.728	
16 -	32.338	22.093	54.431 (2)	79.89	0.226	14:25:37.159	
17 -	32.481	22.077	54.558 (3)	79.70	0.353	14:26:31.717	
18 -	32.876	22.230	55.106	78.91	0.901	14:27:26.823	
19 -	32.457	22.180	54.637	79.59	0.432	14:28:21.460	
20 -	32.306	22.259	54.565	79.69	0.360	14:29:16.025	



# Mini Se7en Racing Club - The O-Plate Winter Shootout

## RACE 3 - SECTOR ANALYSIS



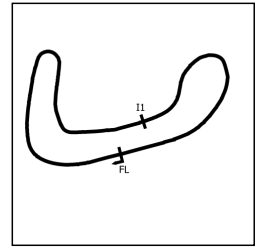
SECTOR 1 = FL to I1, SECTOR 2 = I1 to FL, DIFF = Difference To Personal Best Lap, P = Crossed Finish Line in Pit Lane, D = Time Disallowed

P3 23 Mig Rupert DEETH			Mini Miglia			
IDEAL LAP TIME : 54.061		BEST LAP TIME : 54.107		DIFFERENCE : 0.046		
LAP	SECTOR 1	SECTOR 2	LAP TIME	MPH	DIFF	TIME OF DAY
1 -		22.546	1:04.201	67.73	10.094	14:09:59.365
2 -	32.881	22.413	55.294	78.64	1.187	14:10:54.659
3 -	32.689	22.120	54.809	79.34	0.702	14:11:49.468
4 -	32.428	22.145	54.573	79.68	0.466	14:12:44.041
5 -	32.788	22.389	55.177	78.81	1.070	14:13:39.218
6 -	32.661	22.282	54.943	79.14	0.836	14:14:34.161
7 -	32.691	22.751	55.442	78.43	1.335	14:15:29.603
8 -	40.777	43.237	1:24.014	51.76	29.907	14:16:53.617
9 -	1:00.202	43.435	1:43.637	41.95	49.530	14:18:37.254
10 -	1:05.930	25.768	1:31.698	47.42	37.591	14:20:08.952
11 -	32.868	22.090	54.958	79.12	0.851	14:21:03.910
12 -	33.230	22.284	55.514	78.33	1.407	14:21:59.424
13 -	32.811	<b>21.786</b>	54.597	79.64	0.490	14:22:54.021
14 -	32.804	21.895	54.699	79.50	0.592	14:23:48.720
15 -	<b>32.275</b>	21.832	<b>54.107 (1)</b>	<b>80.37</b>		<b>14:24:42.827</b>
16 -	32.499	21.890	54.389 (2)	79.95	0.282	14:25:37.216
17 -	32.636	21.909	54.545	79.72	0.438	14:26:31.761
18 -	33.481	21.910	55.391	78.50	1.284	14:27:27.152
19 -	32.484	21.986	54.470 (3)	79.83	0.363	14:28:21.622
20 -	32.574	21.907	54.481	79.81	0.374	14:29:16.103

P4 5 Mig Phil BULLEN-BROWN			Mini Miglia			
IDEAL LAP TIME : 54.509		BEST LAP TIME : 54.603		DIFFERENCE : 0.094		
LAP	SECTOR 1	SECTOR 2	LAP TIME	MPH	DIFF	TIME OF DAY
1 -		22.866	1:02.736	69.31	8.133	14:09:57.900
2 -	33.691	22.638	56.329	77.20	1.726	14:10:54.229
3 -	32.737	22.417	55.154	78.84	0.551	14:11:49.383
4 -	33.037	22.273	55.310	78.62	0.707	14:12:44.693
5 -	33.007	22.440	55.447	78.42	0.844	14:13:40.140
6 -	32.780	22.308	55.088	78.93	0.485	14:14:35.228
7 -	32.605	22.772	55.377	78.52	0.774	14:15:30.605
8 -	41.849	43.459	1:25.308	50.97	30.705	14:16:55.913
9 -	1:01.029	43.079	1:44.108	41.77	49.505	14:18:40.021
10 -	1:05.118	24.634	1:29.752	48.45	35.149	14:20:09.773
11 -	32.648	22.108	54.756 (3)	79.41	0.153	14:21:04.529
12 -	32.802	22.704	55.506	78.34	0.903	14:22:00.035
13 -	32.543	<b>22.060</b>	<b>54.603 (1)</b>	<b>79.64</b>		<b>14:22:54.638</b>
14 -	32.533	22.243	54.776	79.38	0.173	14:23:49.414
15 -	<b>32.449</b>	22.232	54.681 (2)	79.52	0.078	14:24:44.095
16 -	32.751	22.303	55.054	78.98	0.451	14:25:39.149
17 -	32.843	22.390	55.233	78.73	0.630	14:26:34.382
18 -	32.945	22.384	55.329	78.59	0.726	14:27:29.711
19 -	32.992	22.451	55.443	78.43	0.840	14:28:25.154
20 -	32.991	22.584	55.575	78.24	0.972	14:29:20.729

# Mini Se7en Racing Club - The O-Plate Winter Shootout

## RACE 3 - SECTOR ANALYSIS



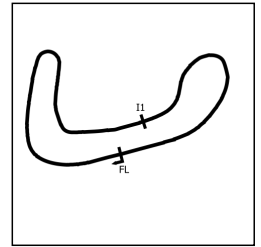
SECTOR 1 = FL to I1, SECTOR 2 = I1 to FL, DIFF = Difference To Personal Best Lap, P = Crossed Finish Line in Pit Lane, D = Time Disallowed

P5 76 Mig Jo POLLEY		Mini Miglia				
IDEAL LAP TIME : 54.671		BEST LAP TIME : 54.782		DIFFERENCE : 0.111		
LAP	SECTOR 1	SECTOR 2	LAP TIME	MPH	DIFF	TIME OF DAY
1 -		22.689	1:03.355	68.63	8.573	14:09:58.519
2 -	34.137	22.232	56.369	77.14	1.587	14:10:54.888
3 -	33.272	22.390	55.662	78.12	0.880	14:11:50.550
4 -	32.817	22.268	55.085	78.94	0.303	14:12:45.635
5 -	32.845	22.468	55.313	78.61	0.531	14:13:40.948
6 -	32.884	22.282	55.166	78.82	0.384	14:14:36.114
7 -	<b>32.575</b>	<b>22.642</b>	<b>55.217</b>	78.75	0.435	<b>14:15:31.331</b>
8 -	41.850	43.493	1:25.343	50.95	30.561	14:16:56.674
9 -	1:01.031	42.943	1:43.974	41.82	49.192	14:18:40.648
10 -	1:05.210	24.764	1:29.974	48.33	35.192	14:20:10.622
11 -	32.760	<b>22.096</b>	54.856 (3)	79.27	0.074	14:21:05.478
12 -	32.690	22.215	54.905	79.20	0.123	14:22:00.383
13 -	32.683	22.099	<b>54.782 (1)</b>	<b>79.38</b>		<b>14:22:55.165</b>
14 -	32.648	22.370	55.018	79.03	0.236	14:23:50.183
15 -	32.613	22.199	54.812 (2)	79.33	0.030	14:24:44.995
16 -	32.857	22.530	55.387	78.51	0.605	14:25:40.382
17 -	32.769	22.179	54.948	79.14	0.166	14:26:35.330
18 -	32.777	22.192	54.969	79.11	0.187	14:27:30.299
19 -	33.268	22.508	55.776	77.96	0.994	14:28:26.075
20 -	33.058	22.222	55.280	78.66	0.498	14:29:21.355

P6 8 Mig Colin PEACOCK		Mini Miglia				
IDEAL LAP TIME : 54.806		BEST LAP TIME : 54.925		DIFFERENCE : 0.119		
LAP	SECTOR 1	SECTOR 2	LAP TIME	MPH	DIFF	TIME OF DAY
1 -		22.898	1:04.881	67.02	9.956	14:10:00.045
2 -	33.394	22.352	55.746	78.00	0.821	14:10:55.791
3 -	33.000	22.501	55.501	78.35	0.576	14:11:51.292
4 -	32.923	22.407	55.330	78.59	0.405	14:12:46.622
5 -	32.852	22.518	55.370	78.53	0.445	14:13:41.992
6 -	33.088	22.519	55.607	78.20	0.682	14:14:37.599
7 -	33.590	23.302	56.892	76.43	1.967	14:15:34.491
8 -	40.701	43.093	1:23.794	51.89	28.869	14:16:58.285
9 -	1:00.879	43.455	1:44.334	41.67	49.409	14:18:42.619
10 -	1:04.513	24.047	1:28.560	49.10	33.635	14:20:11.179
11 -	33.046	22.449	55.495	78.36	0.570	14:21:06.674
12 -	32.842	22.344	55.186	78.79	0.261	14:22:01.860
13 -	32.810	<b>22.216</b>	55.026	79.02	0.101	14:22:56.886
14 -	32.627	22.317	54.944 (2)	79.14	0.019	14:23:51.830
15 -	32.671	22.336	55.007	79.05	0.082	14:24:46.837
16 -	32.612	22.313	<b>54.925 (1)</b>	<b>79.17</b>		<b>14:25:41.762</b>
17 -	<b>32.590</b>	22.378	54.968 (3)	79.11	0.043	14:26:36.730
18 -	32.838	22.383	55.221	78.74	0.296	14:27:31.951
19 -	32.687	22.643	55.330	78.59	0.405	14:28:27.281
20 -	33.052	22.411	55.463	78.40	0.538	14:29:22.744

# Mini Se7en Racing Club - The O-Plate Winter Shootout

## RACE 3 - SECTOR ANALYSIS



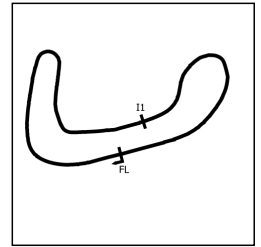
SECTOR 1 = FL to I1, SECTOR 2 = I1 to FL, DIFF = Difference To Personal Best Lap, P = Crossed Finish Line in Pit Lane, D = Time Disallowed

P7 84 Mig Ryan TAYLOR			Mini Miglia			
IDEAL LAP TIME : 55.209		BEST LAP TIME : 55.403		DIFFERENCE : 0.194		
LAP	SECTOR 1	SECTOR 2	LAP TIME	MPH	DIFF	TIME OF DAY
1 -		23.012	1:04.240	67.69	8.837	14:09:59.404
2 -	33.568	22.546	56.114	77.49	0.711	14:10:55.518
3 -	33.000	22.403	<b>55.403 (1)</b>	<b>78.49</b>		<b>14:11:50.921</b>
4 -	33.023	22.401	55.424 (2)	78.46	0.021	14:12:46.345
5 -	<b>32.837</b>	22.612	55.449 (3)	78.42	0.046	14:13:41.794
6 -	33.036	22.683	55.719	78.04	0.316	14:14:37.513
7 -	33.377	23.179	56.556	76.89	1.153	14:15:34.069
8 -	39.911	43.397	1:23.308	52.19	27.905	14:16:57.377
9 -	1:01.158	42.712	1:43.870	41.86	48.467	14:18:41.247
10 -	1:05.391	24.193	1:29.584	48.54	34.181	14:20:10.831
11 -	35.828	22.724	58.552	74.26	3.149	14:21:09.383
12 -	33.162	<b>22.372</b>	55.534	78.30	0.131	14:22:04.917
13 -	33.070	22.414	55.484	78.37	0.081	14:23:00.401
14 -	33.121	22.950	56.071	77.55	0.668	14:23:56.472
15 -	33.278	22.691	55.969	77.69	0.566	14:24:52.441
16 -	33.508	22.614	56.122	77.48	0.719	14:25:48.563
17 -	33.008	22.587	55.595	78.21	0.192	14:26:44.158
18 -	33.126	22.663	55.789	77.94	0.386	14:27:39.947
19 -	33.063	22.996	56.059	77.57	0.656	14:28:36.006
20 -	33.187	22.496	55.683	78.09	0.280	14:29:31.689

P8 91 Mig Thorburn ASTIN			Mini Miglia			
IDEAL LAP TIME : 55.360		BEST LAP TIME : 55.433		DIFFERENCE : 0.073		
LAP	SECTOR 1	SECTOR 2	LAP TIME	MPH	DIFF	TIME OF DAY
1 -		23.133	1:05.371	66.52	9.938	14:10:00.535
2 -	33.139	22.693	55.832	77.88	0.399	14:10:56.367
3 -	33.094	22.675	55.769	77.97	0.336	14:11:52.136
4 -	<b>32.809</b>	22.664	55.473 (2)	78.39	0.040	14:12:47.609
5 -	33.139	23.030	56.169	77.42	0.736	14:13:43.778
6 -	32.913	22.941	55.854	77.85	0.421	14:14:39.632
7 -	33.156	23.237	56.393	77.11	0.960	14:15:36.025
8 -	39.886	43.075	1:22.961	52.41	27.528	14:16:58.986
9 -	1:01.127	43.401	1:44.528	41.60	49.095	14:18:43.514
10 -	1:04.161	24.011	1:28.172	49.31	32.739	14:20:11.686
11 -	33.170	22.778	55.948	77.72	0.515	14:21:07.634
12 -	33.062	22.850	55.912	77.77	0.479	14:22:03.546
13 -	33.251	22.801	56.052	77.58	0.619	14:22:59.598
14 -	33.708	23.623	57.331	75.85	1.898	14:23:56.929
15 -	33.274	22.710	55.984	77.67	0.551	14:24:52.913
16 -	33.354	22.871	56.225	77.34	0.792	14:25:49.138
17 -	33.018	22.706	55.724	78.03	0.291	14:26:44.862
18 -	32.870	22.640	55.510 (3)	78.33	0.077	14:27:40.372
19 -	33.058	23.400	56.458	77.02	1.025	14:28:36.830
20 -	32.882	<b>22.551</b>	<b>55.433 (1)</b>	<b>78.44</b>		<b>14:29:32.263</b>

# Mini Se7en Racing Club - The O-Plate Winter Shootout

## RACE 3 - SECTOR ANALYSIS



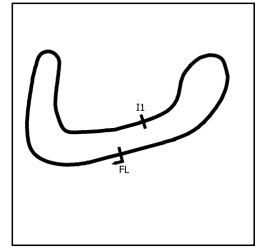
SECTOR 1 = FL to I1, SECTOR 2 = I1 to FL, DIFF = Difference To Personal Best Lap, P = Crossed Finish Line in Pit Lane, D = Time Disallowed

<b>P9</b>		<b>595 Libre</b>	<b>Julian PROCTOR</b>	<b>Mini Libre</b>		
IDEAL LAP TIME : 57.002		BEST LAP TIME : 57.211		DIFFERENCE : 0.209		
LAP	SECTOR 1	SECTOR 2	LAP TIME	MPH	DIFF	TIME OF DAY
1 -		23.665	1:07.100	64.80	9.889	14:10:02.264
2 -	34.248	23.396	57.644	75.43	0.433	14:10:59.908
3 -	34.039	23.494	57.533	75.58	0.322	14:11:57.441
4 -	34.410	23.540	57.950	75.04	0.739	14:12:55.391
5 -	34.969	24.309	59.278	73.35	2.067	14:13:54.669
6 -	34.865	23.898	58.763	74.00	1.552	14:14:53.432
7 -	35.082	24.927	1:00.009	72.46	2.798	14:15:53.441
8 -	37.182	29.671	1:06.853	65.04	9.642	14:17:00.294
9 -	1:00.874	43.217	1:44.091	41.77	46.880	14:18:44.385
10 -	1:03.988	23.730	1:27.718	49.57	30.507	14:20:12.103
11 -	33.865	23.420	57.285 (2)	75.91	0.074	14:21:09.388
12 -	34.074	23.137	57.211 (1)	76.00		14:22:06.599
13 -	33.928	23.468	57.396	75.76	0.185	14:23:03.995
14 -	33.991	23.386	57.377 (3)	75.79	0.166	14:24:01.372
15 -	34.158	23.576	57.734	75.32	0.523	14:24:59.106
16 -	34.343	23.330	57.673	75.40	0.462	14:25:56.779
17 -	34.053	23.368	57.421	75.73	0.210	14:26:54.200
18 -	34.453	23.535	57.988	74.99	0.777	14:27:52.188
19 -	34.641	23.462	58.103	74.84	0.892	14:28:50.291
20 -	34.353	23.516	57.869	75.14	0.658	14:29:48.160

<b>P10</b>		<b>0 7</b>	<b>Ross BILLISON</b>	<b>Mini Se7en</b>		
IDEAL LAP TIME : 58.354		BEST LAP TIME : 58.393		DIFFERENCE : 0.039		
LAP	SECTOR 1	SECTOR 2	LAP TIME	MPH	DIFF	TIME OF DAY
1 -		24.273	1:08.808	63.19	10.415	14:10:03.972
2 -	35.269	24.033	59.302	73.32	0.909	14:11:03.274
3 -	35.025	23.927	58.952	73.76	0.559	14:12:02.226
4 -	35.191	23.943	59.134	73.53	0.741	14:13:01.360
5 -	35.133	24.601	59.734	72.79	1.341	14:14:01.094
6 -	34.646	24.597	59.243	73.40	0.850	14:15:00.337
7 -	38.596	26.876	1:05.472	66.41	7.079	14:16:05.809
8 -	36.015	25.014	1:01.029	71.25	2.636	14:17:06.838
9 -	55.448	43.479	1:38.927	43.95	40.534	14:18:45.765
10 -	1:06.153	24.210	1:30.363	48.12	31.970	14:20:16.128
11 -	34.757	23.882	58.639 (3)	74.15	0.246	14:21:14.767
12 -	34.635	23.758	58.393 (1)	74.47		14:22:13.160
13 -	34.596	23.962	58.558 (2)	74.26	0.165	14:23:11.718
14 -	34.856	24.032	58.888	73.84	0.495	14:24:10.606
15 -	34.962	24.048	59.010	73.69	0.617	14:25:09.616
16 -	34.824	23.984	58.808	73.94	0.415	14:26:08.424
17 -	34.786	24.061	58.847	73.89	0.454	14:27:07.271
18 -	34.872	23.956	58.828	73.92	0.435	14:28:06.099
19 -	34.884	23.982	58.866	73.87	0.473	14:29:04.965
20 -	35.129	24.224	59.353	73.26	0.960	14:30:04.318

# Mini Se7en Racing Club - The O-Plate Winter Shootout

## RACE 3 - SECTOR ANALYSIS



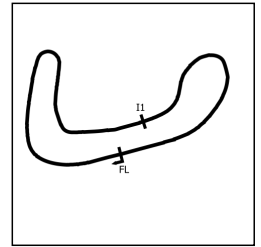
SECTOR 1 = FL to I1, SECTOR 2 = I1 to FL, DIFF = Difference To Personal Best Lap, P = Crossed Finish Line in Pit Lane, D = Time Disallowed

P11 725 7S Frazer HACK			Mini Se7en S			
IDEAL LAP TIME : 58.947		BEST LAP TIME : 58.998		DIFFERENCE : 0.051		
LAP	SECTOR 1	SECTOR 2	LAP TIME	MPH	DIFF	TIME OF DAY
1 -		24.478	1:09.242	62.80	10.244	14:10:04.406
2 -	35.143	24.205	59.348	73.27	0.350	14:11:03.754
3 -	35.311	24.034	59.345	73.27	0.347	14:12:03.099
4 -	35.452	<b>23.969</b>	59.421	73.18	0.423	14:13:02.520
5 -	35.100	24.287	59.387	73.22	0.389	14:14:01.907
6 -	35.033	24.806	59.839	72.67	0.841	14:15:01.746
7 -	<b>38.829</b>	<b>26.895</b>	<b>1:05.724</b>	66.16	6.726	<b>14:16:07.470</b>
8 -	<b>36.471</b>	<b>25.055</b>	<b>1:01.526</b>	70.67	2.528	<b>14:17:08.996</b>
9 -	<b>54.764</b>	<b>43.708</b>	<b>1:38.472</b>	44.16	39.474	<b>14:18:47.468</b>
10 -	<b>1:05.488</b>	24.563	1:30.051	48.29	31.053	14:20:17.519
11 -	35.151	23.981	59.132 (3)	73.54	0.134	14:21:16.651
12 -	<b>34.978</b>	24.020	<b>58.998 (1)</b>	<b>73.70</b>		<b>14:22:15.649</b>
13 -	35.133	23.989	59.122 (2)	73.55	0.124	14:23:14.771
14 -	35.336	24.030	59.366	73.25	0.368	14:24:14.137
15 -	35.111	24.159	59.270	73.36	0.272	14:25:13.407
16 -	35.881	24.177	1:00.058	72.40	1.060	14:26:13.465
17 -	35.341	24.191	59.532	73.04	0.534	14:27:12.997
18 -	35.058	24.367	59.425	73.17	0.427	14:28:12.422
19 -	35.419	24.427	59.846	72.66	0.848	14:29:12.268
20 -	35.377	27.986	1:03.363	68.63	4.365	14:30:15.631

P12 746 7S Oliver BIRKETT			Mini Se7en S			
IDEAL LAP TIME : 58.866		BEST LAP TIME : 58.866		DIFFERENCE : 0.000		
LAP	SECTOR 1	SECTOR 2	LAP TIME	MPH	DIFF	TIME OF DAY
1 -		24.884	1:11.718	60.63	12.852	14:10:06.882
2 -	36.625	24.520	1:01.145	71.11	2.279	14:11:08.027
3 -	35.394	24.274	59.668	72.88	0.802	14:12:07.695
4 -	35.362	24.233	59.595	72.96	0.729	14:13:07.290
5 -	35.453	24.348	59.801	72.71	0.935	14:14:07.091
6 -	35.598	<b>24.297</b>	<b>59.895</b>	72.60	1.029	<b>14:15:06.986</b>
7 -	<b>36.783</b>	<b>25.144</b>	<b>1:01.927</b>	70.22	3.061	<b>14:16:08.913</b>
8 -	<b>37.299</b>	<b>24.670</b>	<b>1:01.969</b>	70.17	3.103	<b>14:17:10.882</b>
9 -	<b>55.512</b>	<b>44.027</b>	<b>1:39.539</b>	43.68	40.673	<b>14:18:50.421</b>
10 -	<b>1:04.947</b>	24.970	1:29.917	48.36	31.051	14:20:20.338
11 -	34.986	23.985	58.971 (2)	73.74	0.105	14:21:19.309
12 -	<b>34.883</b>	<b>23.983</b>	<b>58.866 (1)</b>	<b>73.87</b>		<b>14:22:18.175</b>
13 -	35.581	24.113	59.694	72.84	0.828	14:23:17.869
14 -	35.281	24.017	59.298 (3)	73.33	0.432	14:24:17.167
15 -	35.638	24.071	59.709	72.82	0.843	14:25:16.876
16 -	35.240	24.115	59.355	73.26	0.489	14:26:16.231
17 -	35.900	24.726	1:00.626	71.72	1.760	14:27:16.857
18 -	36.131	24.145	1:00.276	72.14	1.410	14:28:17.133
19 -	35.498	24.185	59.683	72.86	0.817	14:29:16.816

# Mini Se7en Racing Club - The O-Plate Winter Shootout

## RACE 3 - SECTOR ANALYSIS



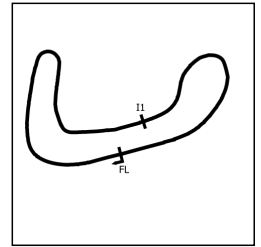
SECTOR 1 = FL to I1, SECTOR 2 = I1 to FL, DIFF = Difference To Personal Best Lap, P = Crossed Finish Line in Pit Lane, D = Time Disallowed

P13 741 7S		Joel WREN		Mini Se7en S		
IDEAL LAP TIME : 58.994		BEST LAP TIME : 59.119		DIFFERENCE : 0.125		
LAP	SECTOR 1	SECTOR 2	LAP TIME	MPH	DIFF	TIME OF DAY
1 -		24.475	1:10.111	62.02	10.992	14:10:05.275
2 -	35.147	24.153	59.300	73.33	0.181	14:11:04.575
3 -	<b>34.962</b>	24.302	59.264 (3)	73.37	0.145	14:12:03.839
4 -	35.006	24.113	<b>59.119 (1)</b>	<b>73.55</b>		<b>14:13:02.958</b>
5 -	34.994	24.260	59.254 (2)	73.38	0.135	14:14:02.212
6 -	35.119	24.788	59.907	72.58	0.788	14:15:02.119
7 -	38.983	26.820	1:05.803	66.08	6.684	14:16:07.922
8 -	37.242	24.550	1:01.792	70.37	2.673	14:17:09.714
9 -	55.364	44.871	1:40.235	43.38	41.116	14:18:49.949
10 -	1:04.699	24.722	1:29.421	48.63	30.302	14:20:19.370
11 -	35.159	24.233	59.392	73.21	0.273	14:21:18.762
12 -	35.033	24.299	59.332	73.29	0.213	14:22:18.094
13 -	35.147	24.299	59.446	73.15	0.327	14:23:17.540
14 -	35.178	24.301	59.479	73.11	0.360	14:24:17.019
15 -	35.477	24.297	59.774	72.75	0.655	14:25:16.793
16 -	35.596	<b>24.032</b>	59.628	72.92	0.509	14:26:16.421
17 -	35.698	24.761	1:00.459	71.92	1.340	14:27:16.880
18 -	35.853	24.338	1:00.191	72.24	1.072	14:28:17.071
19 -	35.399	24.365	59.764	72.76	0.645	14:29:16.835

P14 734 7S		Joe FERGUSON		Mini Se7en S		
IDEAL LAP TIME : 59.541		BEST LAP TIME : 59.635		DIFFERENCE : 0.094		
LAP	SECTOR 1	SECTOR 2	LAP TIME	MPH	DIFF	TIME OF DAY
1 -		24.523	1:10.013	62.11	10.378	14:10:05.177
2 -	39.688	24.645	1:04.333	67.59	4.698	14:11:09.510
3 -	36.511	24.579	1:01.090	71.18	1.455	14:12:10.600
4 -	35.804	26.082	1:01.886	70.26	2.251	14:13:12.486
5 -	35.507	24.618	1:00.125	72.32	0.490	14:14:12.611
6 -	36.256	24.909	1:01.165	71.09	1.530	14:15:13.776
7 -	37.171	27.912	1:05.083	66.81	5.448	14:16:18.859
8 -	36.416	24.822	1:01.238	71.01	1.603	14:17:20.097
9 -	48.713	43.419	1:32.132	47.19	32.497	14:18:52.229
10 -	1:04.478	24.981	1:29.459	48.61	29.824	14:20:21.688
11 -	35.589	24.372	59.961 (3)	72.52	0.326	14:21:21.649
12 -	35.284	<b>24.351</b>	<b>59.635 (1)</b>	<b>72.92</b>		<b>14:22:21.284</b>
13 -	<b>35.190</b>	24.519	59.709 (2)	72.82	0.074	14:23:20.993
14 -	35.721	24.434	1:00.155	72.28	0.520	14:24:21.148
15 -	38.219	24.563	1:02.782	69.26	3.147	14:25:23.930
16 -	35.578	24.577	1:00.155	72.28	0.520	14:26:24.085
17 -	35.501	24.612	1:00.113	72.34	0.478	14:27:24.198
18 -	36.973	24.672	1:01.645	70.54	2.010	14:28:25.843
19 -	36.309	24.769	1:01.078	71.19	1.443	14:29:26.921

# Mini Se7en Racing Club - The O-Plate Winter Shootout

## RACE 3 - SECTOR ANALYSIS



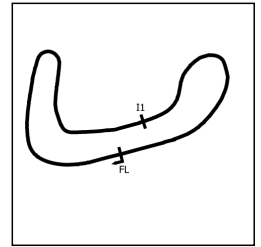
SECTOR 1 = FL to I1, SECTOR 2 = I1 to FL, DIFF = Difference To Personal Best Lap, P = Crossed Finish Line in Pit Lane, D = Time Disallowed

<b>P15 78 7 Arnold DUNCAN</b>			Mini Se7en			
IDEAL LAP TIME : 1:00.207		BEST LAP TIME : 1:00.234		DIFFERENCE : 0.027		
LAP	SECTOR 1	SECTOR 2	LAP TIME	MPH	DIFF	TIME OF DAY
1 -		24.958	1:11.198	61.07	10.964	14:10:06.362
2 -	36.809	25.007	1:01.816	70.34	1.582	14:11:08.178
3 -	36.403	24.489	1:00.892	71.41	0.658	14:12:09.070
4 -	36.258	24.582	1:00.840	71.47	0.606	14:13:09.910
5 -	36.340	25.686	1:02.026	70.10	1.792	14:14:11.936
6 -	36.668	24.905	1:01.573	70.62	1.339	14:15:13.509
7 -	36.793	25.956	1:02.749	69.30	2.515	14:16:16.258
8 -	37.235	25.036	1:02.271	69.83	2.037	14:17:18.529
9 -	49.059	43.889	1:32.948	46.78	32.714	14:18:51.477
10 -	1:04.613	25.141	1:29.754	48.45	29.520	14:20:21.231
11 -	36.599	24.492	1:01.091	71.18	0.857	14:21:22.322
12 -	35.766	24.468	1:00.234 (1)	72.19		14:22:22.556
13 -	36.188	24.577	1:00.765	71.56	0.531	14:23:23.321
14 -	36.246	24.441	1:00.687 (3)	71.65	0.453	14:24:24.008
15 -	36.123	24.573	1:00.696	71.64	0.462	14:25:24.704
16 -	36.103	24.616	1:00.719	71.61	0.485	14:26:25.423
17 -	36.059	24.509	1:00.568 (2)	71.79	0.334	14:27:25.991
18 -	36.838	24.687	1:01.525	70.68	1.291	14:28:27.516
19 -	36.359	24.658	1:01.017	71.26	0.783	14:29:28.533

<b>P16 780 7S Bill SOLLIS</b>			Mini Se7en S			
IDEAL LAP TIME : 1:00.221		BEST LAP TIME : 1:00.221		DIFFERENCE : 0.000		
LAP	SECTOR 1	SECTOR 2	LAP TIME	MPH	DIFF	TIME OF DAY
1 -		25.063	1:13.006	59.56	12.785	14:10:08.170
2 -	36.541	24.626	1:01.167	71.09	0.946	14:11:09.337
3 -	36.521	24.789	1:01.310	70.92	1.089	14:12:10.647
4 -	36.519	26.045	1:02.564	69.50	2.343	14:13:13.211
5 -	36.132	24.803	1:00.935	71.36	0.714	14:14:14.146
6 -	35.981	24.719	1:00.700	71.64	0.479	14:15:14.846
7 -	38.709	26.003	1:04.712	67.19	4.491	14:16:19.558
8 -	36.740	24.913	1:01.653	70.53	1.432	14:17:21.211
9 -	48.807	42.955	1:31.762	47.39	31.541	14:18:52.973
10 -	1:04.531	25.352	1:29.883	48.38	29.662	14:20:22.856
11 -	35.853	24.368	1:00.221 (1)	72.21		14:21:23.077
12 -	35.902	24.388	1:00.290 (2)	72.12	0.069	14:22:23.367
13 -	35.994	24.485	1:00.479 (3)	71.90	0.258	14:23:23.846
14 -	36.036	24.537	1:00.573	71.79	0.352	14:24:24.419
15 -	36.761	24.546	1:01.307	70.93	1.086	14:25:25.726
16 -	36.077	24.560	1:00.637	71.71	0.416	14:26:26.363
17 -	36.209	25.037	1:01.246	71.00	1.025	14:27:27.609
18 -	36.828	25.134	1:01.962	70.18	1.741	14:28:29.571
19 -	36.115	24.701	1:00.816	71.50	0.595	14:29:30.387

# Mini Se7en Racing Club - The O-Plate Winter Shootout

## RACE 3 - SECTOR ANALYSIS



SECTOR 1 = FL to I1, SECTOR 2 = I1 to FL, DIFF = Difference To Personal Best Lap, P = Crossed Finish Line in Pit Lane, D = Time Disallowed

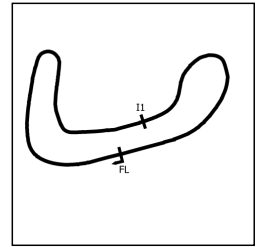
P17 766 7S Tony PERFECT			Mini Se7en S			
IDEAL LAP TIME : 1:00.241		BEST LAP TIME : 1:00.243		DIFFERENCE : 0.002		
LAP	SECTOR 1	SECTOR 2	LAP TIME	MPH	DIFF	TIME OF DAY
1 -		25.650	1:13.786	58.93	13.543	14:10:08.950
2 -	37.041	25.117	1:02.158	69.96	1.915	14:11:11.108
3 -	36.694	25.175	1:01.869	70.28	1.626	14:12:12.977
4 -	36.472	25.500	1:01.972	70.17	1.729	14:13:14.949
5 -	36.527	25.215	1:01.742	70.43	1.499	14:14:16.691
6 -	36.472	24.880	1:01.352	70.87	1.109	14:15:18.043
7 -	37.015	25.597	1:02.612	69.45	2.369	14:16:20.655
8 -	36.639	24.888	1:01.527	70.67	1.284	14:17:22.182
9 -	49.199	42.729	1:31.928	47.30	31.685	14:18:54.110
10 -	1:04.279	25.141	1:29.420	48.63	29.177	14:20:23.530
11 -	35.989	24.567	1:00.556	71.81	0.313	14:21:24.086
12 -	35.860	24.571	1:00.431 (2)	71.95	0.188	14:22:24.517
13 -	36.119	24.624	1:00.743	71.59	0.500	14:23:25.260
14 -	36.086	24.611	1:00.697	71.64	0.454	14:24:25.957
15 -	35.910	24.521	1:00.431 (2)	71.95	0.188	14:25:26.388
16 -	35.862	24.381	1:00.243 (1)	72.18		14:26:26.631
17 -	36.514	25.062	1:01.576	70.62	1.333	14:27:28.207
18 -	36.715	24.758	1:01.473	70.74	1.230	14:28:29.680
19 -	36.537	24.599	1:01.136	71.13	0.893	14:29:30.816

P18 728 7S Alfie GLENIE			Mini Se7en S			
IDEAL LAP TIME : 59.730		BEST LAP TIME : 59.848		DIFFERENCE : 0.118		
LAP	SECTOR 1	SECTOR 2	LAP TIME	MPH	DIFF	TIME OF DAY
1 -		25.322	1:12.690	59.82	12.842	14:10:07.854
2 -	36.642	24.406	1:01.048	71.23	1.200	14:11:08.902
3 -	36.084	24.713	1:00.797	71.52	0.949	14:12:09.699
4 -	36.203	IN PIT	1:55.307 P	37.71	55.459	14:14:05.006
5 -	OUTLAP	24.468	1:02.538	69.53	2.690	14:15:07.544
6 -	36.399	25.131	1:01.530	70.67	1.682	14:16:09.074
7 -	37.286	24.723	1:02.009	70.12	2.161	14:17:11.083
8 -	55.621	44.134	1:39.755	43.59	39.907	14:18:50.838
9 -	1:04.926	25.322	1:30.248	48.18	30.400	14:20:21.086
10 -	35.437	24.462	59.899 (2)	72.59	0.051	14:21:20.985
11 -	35.324	24.524	59.848 (1)	72.66		14:22:20.833
12 -	35.482	24.493	59.975 (3)	72.50	0.127	14:23:20.808
13 -	35.634	24.595	1:00.229	72.20	0.381	14:24:21.037
14 -	41.350	25.781	1:07.131	64.77	7.283	14:25:28.168
15 -	37.000	25.818	1:02.818	69.22	2.970	14:26:30.986
16 -	39.534	25.324	1:04.858	67.04	5.010	14:27:35.844
17 -	36.784	25.754	1:02.538	69.53	2.690	14:28:38.382
18 -	37.071	25.290	1:02.361	69.73	2.513	14:29:40.743



# Mini Se7en Racing Club - The O-Plate Winter Shootout

## RACE 3 - SECTOR ANALYSIS



SECTOR 1 = FL to I1, SECTOR 2 = I1 to FL, DIFF = Difference To Personal Best Lap, P = Crossed Finish Line in Pit Lane, D = Time Disallowed

P19 20 7		Darren THOMAS		Mini Se7en		
IDEAL LAP TIME : 58.817		BEST LAP TIME : 58.972		DIFFERENCE : 0.155		
LAP	SECTOR 1	SECTOR 2	LAP TIME	MPH	DIFF	TIME OF DAY
1 -		24.616	1:09.382	62.67	10.410	14:10:04.546
2 -	35.495	23.897	59.392	73.21	0.420	14:11:03.938
3 -	35.234	23.912	59.146	73.52	0.174	14:12:03.084
4 -	35.261	<b>23.827</b>	59.088 (2)	73.59	0.116	14:13:02.172
5 -	35.066	24.348	59.414	73.19	0.442	14:14:01.586
6 -	35.222	24.493	59.715	72.82	0.743	14:15:01.301
7 -	38.298	26.614	1:04.912	66.99	5.940	14:16:06.213
8 -	36.446	24.683	1:01.129	71.13	2.157	14:17:07.342
9 -	55.358	43.920	1:39.278	43.80	40.306	14:18:46.620
10 -	1:05.972	24.527	1:30.499	48.05	31.527	14:20:17.119
11 -	35.280	23.876	59.156	73.51	0.184	14:21:16.275
12 -	<b>34.990</b>	23.982	<b>58.972 (1)</b>	<b>73.74</b>		<b>14:22:15.247</b>
13 -	35.168	23.940	59.108 (3)	73.57	0.136	14:23:14.355
14 -	35.337	24.033	59.370	73.24	0.398	14:24:13.725
15 -	35.270	24.324	59.594	72.97	0.622	14:25:13.319
16 -	35.703	24.132	59.835	72.67	0.863	14:26:13.154
17 -	35.341	24.686	1:00.027	72.44	1.055	14:27:13.181

P20 745 7S		Louis BIRKETT		Mini Se7en S		
IDEAL LAP TIME : 1:00.273		BEST LAP TIME : 1:00.971		DIFFERENCE : 0.698		
LAP	SECTOR 1	SECTOR 2	LAP TIME	MPH	DIFF	TIME OF DAY
1 -		25.047	1:12.011 (3)	60.38	11.040	14:10:07.175
2 -	36.896	24.638	1:01.534 (2)	70.66	0.563	14:11:08.709
3 -	36.418	<b>24.553</b>	<b>1:00.971 (1)</b>	<b>71.32</b>		<b>14:12:09.680</b>

P21 736 7S		Bertie WOOLLARD		Mini Se7en S		
IDEAL LAP TIME : 1:00.559		BEST LAP TIME : 1:01.061		DIFFERENCE : 0.502		
LAP	SECTOR 1	SECTOR 2	LAP TIME	MPH	DIFF	TIME OF DAY
1 -		25.583	1:12.411 (3)	60.05	11.350	14:10:07.575
2 -	<b>36.263</b>	24.895	1:01.158 (2)	71.10	0.097	14:11:08.733
3 -	36.765	<b>24.296</b>	<b>1:01.061 (1)</b>	<b>71.21</b>		<b>14:12:09.794</b>

# Mini Se7en Racing Club - The O-Plate Winter Shootout

## RACE 3 - BEST SECTORS

SECTOR 1			SECTOR 2			IDEAL / BEST COMPARISON						
POS	NO	NAME	TIME	NO	NAME	TIME	POS	NO	NAME	IDEAL	BEST	DIFF
									<b>PERFECT LAP</b>	<b>53.846</b>		
1	98	CURLEY	32.060	23	DEETH	21.786	1	23	DEETH	54.061	54.107	0.046
2	1	SMITH	32.148	1	SMITH	21.992	2	98	CURLEY	54.079	54.205	0.126
3	23	DEETH	32.275	98	CURLEY	22.019	3	1	SMITH	54.140	54.185	0.045
4	5	BULLEN-BROWN	32.449	5	BULLEN-BROWN	22.060	4	5	BULLEN-BROWN	54.509	54.603	0.094
5	76	POLLEY	32.575	76	POLLEY	22.096	5	76	POLLEY	54.671	54.782	0.111
6	8	PEACOCK	32.590	8	PEACOCK	22.216	6	8	PEACOCK	54.806	54.925	0.119
7	91	ASTIN	32.809	84	TAYLOR	22.372	7	84	TAYLOR	55.209	55.403	0.194
8	84	TAYLOR	32.837	91	ASTIN	22.551	8	91	ASTIN	55.360	55.433	0.073
9	595	PROCTOR	33.865	595	PROCTOR	23.137	9	595	PROCTOR	57.002	57.211	0.209
10	0	BILLISON	34.596	0	BILLISON	23.758	10	0	BILLISON	58.354	58.393	0.039
11	746	BIRKETT	34.883	20	THOMAS	23.827	11	20	THOMAS	58.817	58.972	0.155
12	741	WREN	34.962	725	HACK	23.969	12	746	BIRKETT	58.866	58.866	0.000
13	725	HACK	34.978	746	BIRKETT	23.983	13	725	HACK	58.947	58.998	0.051
14	20	THOMAS	34.990	741	WREN	24.032	14	741	WREN	58.994	59.119	0.125
15	734	FERGUSON	35.190	736	WOOLLARD	24.296	15	734	FERGUSON	59.541	59.635	0.094
16	728	GLENIE	35.324	734	FERGUSON	24.351	16	728	GLENIE	59.730	59.848	0.118
17	745	BIRKETT	35.720	780	SOLLIS	24.368	17	78	DUNCAN	1:00.207	1:00.234	0.027
18	78	DUNCAN	35.766	766	PERFECT	24.381	18	780	SOLLIS	1:00.221	1:00.221	0.000
19	780	SOLLIS	35.853	728	GLENIE	24.406	19	766	PERFECT	1:00.241	1:00.243	0.002
20	766	PERFECT	35.860	78	DUNCAN	24.441	20	745	BIRKETT	1:00.273	1:00.971	0.698
21	736	WOOLLARD	36.263	745	BIRKETT	24.553	21	736	WOOLLARD	1:00.559	1:01.061	0.502

# Mini Se7en Racing Club - The O-Plate Winter Shootout

## RACE 3 - STATISTICS

**Competitors Started** 21  
**Planned Start** 2024-11-02 @ 14:05:00.000  
**Actual Start** 2024-11-02 @ 14:08:55.163  
**Finish Time** 2024-11-02 @ 14:29:14.071  
**Track Length** 1.2079mi.  
**Total Laps** 376  
**Total Distance Covered** 454.1875mi.

### Session Fastest Lap History

NO	CL	NAME	LAP TIME	TIME OF DAY	LAP	VEHICLE
5	Mig	Phil BULLEN-BROWN	1:02.736	14:09:57.900	1	Mini Miglia
98	Mig	Ian CURLEY	55.806	14:10:53.790	2	Mini Miglia
23	Mig	Rupert DEETH	55.294	14:10:54.659	2	Mini Miglia
98	Mig	Ian CURLEY	55.158	14:11:48.948	3	Mini Miglia
5	Mig	Phil BULLEN-BROWN	55.154	14:11:49.383	3	Mini Miglia
23	Mig	Rupert DEETH	54.809	14:11:49.468	3	Mini Miglia
23	Mig	Rupert DEETH	54.573	14:12:44.041	4	Mini Miglia
1	Mig	Aaron SMITH	54.376	14:22:53.146	13	Mini Miglia
98	Mig	Ian CURLEY	54.205	14:24:42.728	15	Mini Miglia
23	Mig	Rupert DEETH	54.107	14:24:42.827	15	Mini Miglia

### Session Leader History

NO	CL	NAME	FROM LAP	LAPS LED	DISTANCE	VEHICLE
5	Mig	Phil BULLEN-BROWN	1	1	1.20 miles	Mini Miglia
98	Mig	Ian CURLEY	2	3	3.62 miles	Mini Miglia
23	Mig	Rupert DEETH	5	7	8.45 miles	Mini Miglia
1	Mig	Aaron SMITH	12	9	10.87 miles	Mini Miglia

### Flag History

TYPE	TIME OF DAY
GREEN	14:08:55.163
SAFETY	14:15:06.260
GREEN	14:20:08.101
FINISH	14:29:14.071

### Flag Statistics

TYPE	COUNT	TOTAL LAPS	TOTAL TIME
Green	2	17	16:27.280
Red	0	0	0.000
Safety Car	1	3	5:01.840
FCY	0	0	0.000

# Mini Se7en Racing Club - The O-Plate Winter Shootout

## RACE 3 - STATISTICS

**CLASS : Mig**

**8 Starters**

### Fastest Lap History

NO	NAME	LAP TIME	TIME OF DAY	LAP	VEHICLE
5	Phil BULLEN-BROWN	1:02.736	14:09:57.900	1	Mini Miglia
98	Ian CURLEY	55.806	14:10:53.790	2	Mini Miglia
23	Rupert DEETH	55.294	14:10:54.659	2	Mini Miglia
98	Ian CURLEY	55.158	14:11:48.948	3	Mini Miglia
5	Phil BULLEN-BROWN	55.154	14:11:49.383	3	Mini Miglia
23	Rupert DEETH	54.809	14:11:49.468	3	Mini Miglia
23	Rupert DEETH	54.573	14:12:44.041	4	Mini Miglia
1	Aaron SMITH	54.376	14:22:53.146	13	Mini Miglia
98	Ian CURLEY	54.205	14:24:42.728	15	Mini Miglia
23	Rupert DEETH	54.107	14:24:42.827	15	Mini Miglia

### Leader History

NO	NAME	FROM LAP	LAPS LED	DISTANCE	VEHICLE
5	Phil BULLEN-BROWN	1	1	1.20 miles	Mini Miglia
98	Ian CURLEY	2	3	3.62 miles	Mini Miglia
23	Rupert DEETH	5	7	8.45 miles	Mini Miglia
1	Aaron SMITH	12	9	10.87 miles	Mini Miglia

# Mini Se7en Racing Club - The O-Plate Winter Shootout

## RACE 3 - STATISTICS

CLASS : Libre

1 Starters

### Fastest Lap History

NO	NAME	LAP TIME	TIME OF DAY	LAP	VEHICLE
595	Julian PROCTOR	1:07.100	14:10:02.264	1	Mini Libre
595	Julian PROCTOR	57.644	14:10:59.908	2	Mini Libre
595	Julian PROCTOR	57.533	14:11:57.441	3	Mini Libre
595	Julian PROCTOR	57.285	14:21:09.388	11	Mini Libre
595	Julian PROCTOR	57.211	14:22:06.599	12	Mini Libre

### Leader History

NO	NAME	FROM LAP	LAPS LED	DISTANCE	VEHICLE
595	Julian PROCTOR	1	20	24.15 miles	Mini Libre

# Mini Se7en Racing Club - The O-Plate Winter Shootout

## RACE 3 - STATISTICS

CLASS : 7

3 Starters

### Fastest Lap History

NO	NAME	LAP TIME	TIME OF DAY	LAP	VEHICLE
0	Ross BILLISON	1:08.808	14:10:03.972	1	Mini Se7en
0	Ross BILLISON	59.302	14:11:03.274	2	Mini Se7en
0	Ross BILLISON	58.952	14:12:02.226	3	Mini Se7en
0	Ross BILLISON	58.639	14:21:14.767	11	Mini Se7en
0	Ross BILLISON	58.393	14:22:13.160	12	Mini Se7en

### Leader History

NO	NAME	FROM LAP	LAPS LED	DISTANCE	VEHICLE
0	Ross BILLISON	1	20	24.15 miles	Mini Se7en

# Mini Se7en Racing Club - The O-Plate Winter Shootout

## RACE 3 - STATISTICS

CLASS : 7S

9 Starters

### Fastest Lap History

NO	NAME	LAP TIME	TIME OF DAY	LAP	VEHICLE
725	Frazer HACK	1:09.242	14:10:04.406	1	Mini Se7en S
725	Frazer HACK	59.348	14:11:03.754	2	Mini Se7en S
741	Joel WREN	59.300	14:11:04.575	2	Mini Se7en S
741	Joel WREN	59.264	14:12:03.839	3	Mini Se7en S
741	Joel WREN	59.119	14:13:02.958	4	Mini Se7en S
746	Oliver BIRKETT	58.971	14:21:19.309	11	Mini Se7en S
746	Oliver BIRKETT	58.866	14:22:18.175	12	Mini Se7en S

### Leader History

NO	NAME	FROM LAP	LAPS LED	DISTANCE	VEHICLE
725	Frazer HACK	1	20	24.15 miles	Mini Se7en S



# Mini Se7en Racing Club - The O-Plate Winter Shootout

## RACE 7 - CLASSIFICATION

Race Distance: 19 Laps / 22.95 miles

POS	NO	CL	PIC	NAME	ENTRY	LAPS	TIME	GAP	DIFF	MPH	BEST	ON	GRD	↑↓
1	1	Mig	1	Aaron SMITH	Mini Miglia	19	20:19.243			67.76	54.257	12	2	1
2	23	Mig	2	Rupert DEETH	Mini Miglia	19	20:19.284	0.041	0.041	67.76	53.979	16	1	-1
3	98	Mig	3	Ian CURLEY	Mini Miglia	19	20:21.178	1.935	1.894	67.65	54.149	8	3	0
4	5	Mig	4	Phil BULLEN-BROWN	Mini Miglia	19	20:30.620	11.377	9.442	67.13	54.729	11	8	4
5	76	Mig	5	Jo POLLEY	Mini Miglia	19	20:30.749	11.506	0.129	67.13	54.714	8	7	2
6	8	Mig	6	Colin PEACOCK	Mini Miglia	19	20:30.911	11.668	0.162	67.12	54.717	11	6	0
7	595	Libre	1	Julian PROCTOR	Mini Libre	19	21:14.351	55.108	43.440	64.83	58.004	8	11	4
8	0	7	1	Ross BILLISON	Mini Se7en	18	20:21.370	1 Lap	1 Lap	64.08	58.563	10	14	6
9	20	7	2	Darren THOMAS	Mini Se7en	18	20:24.244	1 Lap	2.874	63.93	58.809	13	13	4
10	746	7S	1	Oliver BIRKETT	Mini Se7en S	18	20:27.912	1 Lap	3.668	63.74	58.997	10	21	11
11	725	7S	2	Frazer HACK	Mini Se7en S	18	20:32.478	1 Lap	4.566	63.51	58.822	7	22	11
12	741	7S	3	Joel WREN	Mini Se7en S	18	20:35.979	1 Lap	3.501	63.33	59.137	10	19	7
13	736	7S	4	Bertie WOOLLARD	Mini Se7en S	18	20:41.301	1 Lap	5.322	63.05	59.960	17	18	5
14	765	7S	5	Callum PERFECT	Mini Se7en S	18	20:41.439	1 Lap	0.138	63.05	59.528	17	23	9
15	728	7S	6	Alfie GLENIE	Mini Se7en S	18	20:45.881	1 Lap	4.442	62.82	59.568	10	16	1
16	780	7S	7	Bill SOLLIS	Mini Se7en S	18	20:50.500	1 Lap	4.619	62.59	1:00.378	13	15	-1
17	78	7	3	Arnold DUNCAN	Mini Se7en	18	20:51.020	1 Lap	0.520	62.56	1:00.347	11	12	-5

### NOT CLASSIFIED

DNF	79	Mig		Scott KENDALL	Mini Miglia	18	19:36.913	1 Lap		66.50	54.577	9	9	
DNF	91	Mig		Thorburn ASTIN	Mini Miglia	0							4	
DNF	84	Mig		Ryan TAYLOR	Mini Miglia	0							5	
DNF	117	Libre		James BURROWS	Mini Libre	0							10	

### NOT STARTED

NS	734	7S		Joe FERGUSON	Mini Se7en S								17	
NS	745	7S		Louis BIRKETT	Mini Se7en S								20	

### FASTEST LAP

23	Mig			Rupert DEETH	Mini Miglia	16	53.979			80.56 mph			129.65 kph	
595	Libre			Julian PROCTOR	Mini Libre	8	58.004			74.97 mph			120.65 kph	
0	7			Ross BILLISON	Mini Se7en	10	58.563			74.25 mph			119.50 kph	
725	7S			Frazer HACK	Mini Se7en S	7	58.822			73.92 mph			118.97 kph	

Weather / Track : Bright / Dry

Date: 03/11/2024 Start: 10:03 Finish: 10:23

These results are provisional until the conclusion of any judicial and technical matters.

Brands Hatch Indy: 1.2079 miles

Clerk Of Course: Stacy Lawday	Stewards:	Timekeeper: Andrew Craker	
-------------------------------	-----------	---------------------------	--

Results can be found at [www.tsl-timing.com](http://www.tsl-timing.com)

Printed - 10:25 Sunday, 03 November 2024





# Mini Se7en Racing Club - The O-Plate Winter Shootout

## RACE 7 - LAP CHART

LAP 1 @ 10:04:24.086			LAP 2 @ 10:05:19.121			LAP 3 @ 10:06:50.056			LAP 4 @ 10:08:37.412			LAP 5 @ 10:10:33.898		
NO	BEHIND	LAP TIME	NO	BEHIND	LAP TIME	NO	BEHIND	LAP TIME	NO	BEHIND	LAP TIME	NO	BEHIND	LAP TIME
1		1:00.938	1		55.035	1		1:30.935	1		1:47.356	1		1:56.486
98	0.769	1:01.707	98	0.889	55.155	98	0.754	1:30.800	98	0.675	1:47.277	98	0.669	1:56.480
23	1.103	1:02.041	23	0.982	54.914	23	1.800	1:31.753	23	1.931	1:47.487	23	1.312	1:55.867
79	3.456	1:04.394	76	4.037	55.577	76	2.611	1:29.509	76	2.769	1:47.514	76	2.197	1:55.914
76	3.495	1:04.433	79	4.560	56.139	79	3.306	1:29.681	79	3.861	1:47.911	79	2.951	1:55.576
5	4.317	1:05.255	5	5.303	56.021	5	4.480	1:30.112	5	5.354	1:48.230	5	4.479	1:55.611
8	4.533	1:05.471	8	5.486	55.988	8	5.533	1:30.982	8	7.447	1:49.270	8	5.572	1:54.611
595	5.755	1:06.693	595	10.065	59.345	595	6.488	1:27.358	595	8.769	1:49.637	595	6.969	1:54.686
20	7.864	1:08.802	20	12.855	1:00.026	20	7.652	1:25.732	20	10.066	1:49.770	20	7.543	1:53.963
0	8.296	1:09.234	0	12.964	59.703	0	8.188	1:26.159	0	11.318	1:50.486	0	8.147	1:53.315
78	9.094	1:10.032	78	15.907	1:01.848	746	9.308	1:24.081	746	12.569	1:50.617	746	9.487	1:53.404
746	11.303	1:12.241	746	16.162	59.894	78	10.123	1:25.151	78	13.441	1:50.674	78	10.594	1:53.639
728	11.393	1:12.331	728	16.683	1:00.325	728	10.649	1:24.901	728	13.805	1:50.512	728	11.168	1:53.849
741	11.662	1:12.600	741	16.809	1:00.182	741	11.356	1:25.482	741	14.605	1:50.605	741	12.128	1:54.009
736	12.261	1:13.199	736	17.482	1:00.256	736	13.084	1:26.537	736	15.194	1:49.466	736	13.762	1:55.054
780	13.193	1:14.131	725	17.934	59.668	725	14.234	1:27.235	725	16.686	1:49.808	725	14.756	1:54.556
725	13.301	1:14.239	780	19.932	1:01.774	780	15.191	1:26.194	780	17.735	1:49.900	780	15.845	1:54.596
765	13.466	1:14.404	765	19.993	1:01.562	765	15.755	1:26.697	765	18.045	1:49.646	765	16.229	1:54.670
						SC	2 Laps	1:47.982	SC	2 Laps	1:56.490			

# Mini Se7en Racing Club - The O-Plate Winter Shootout

## RACE 7 - LAP CHART

LAP 6 @ 10:11:54.614			LAP 7 @ 10:12:49.359			LAP 8 @ 10:13:43.726			LAP 9 @ 10:14:38.471			LAP 10 @ 10:15:33.067		
NO	BEHIND	LAP TIME	NO	BEHIND	LAP TIME	NO	BEHIND	LAP TIME	NO	BEHIND	LAP TIME	NO	BEHIND	LAP TIME
1		1:20.716	1		54.745	1		54.367	1		54.745	1		54.596
98	0.056	1:20.103	98	0.386	55.075	98	0.168	54.149	98	0.212	54.789	98	0.434	54.818
23	0.220	1:19.624	23	0.484	55.009	23	0.416	54.299	23	0.303	54.632	23	0.641	54.934
76	0.615	1:19.134	76	0.901	55.031	76	1.248	54.714	76	1.275	54.772	76	1.596	54.917
79	0.903	1:18.668	79	1.328	55.170	79	1.756	54.795	79	1.588	54.577	79	1.831	54.839
5	1.597	1:17.834	5	1.830	54.978	5	2.288	54.825	5	2.344	54.801	5	2.616	54.868
8	1.817	1:16.961	8	2.202	55.130	8	3.013	55.178	8	3.086	54.818	8	3.220	54.730
595	3.149	1:16.896	595	6.624	58.220	595	10.261	58.004	595	13.834	58.318	595	17.428	58.190
20	3.883	1:17.056	0	8.654	59.274	0	12.931	58.644	0	17.226	59.040	0	21.193	58.563
0	4.125	1:16.694	20	9.415	1:00.277	20	13.915	58.867	20	18.018	58.848	20	22.235	58.813
746	4.700	1:15.929	746	9.445	59.490	746	14.337	59.259	746	18.719	59.127	746	23.120	58.997
78	5.480	1:15.602	728	11.001	59.859	741	17.437	1:00.793	725	21.916	59.215	725	26.555	59.235
728	5.887	1:15.435	741	11.011	59.652	725	17.446	59.960	741	22.103	59.411	741	26.644	59.137
741	6.104	1:14.692	78	11.598	1:00.863	728	17.583	1:00.949	728	22.804	59.966	728	27.776	59.568
736	7.729	1:14.683	725	11.853	58.822	78	18.125	1:00.894	78	23.941	1:00.561	736	29.825	1:00.299
725	7.776	1:13.736	736	13.085	1:00.101	736	18.733	1:00.015	736	24.122	1:00.134	78	30.506	1:01.161
780	9.079	1:13.950	780	14.814	1:00.480	765	21.034	1:00.527	765	26.191	59.902	765	31.412	59.817
765	9.392	1:13.879	765	14.874	1:00.227	780	21.422	1:00.975	780	27.362	1:00.685	780	33.241	1:00.475

# Mini Se7en Racing Club - The O-Plate Winter Shootout

## RACE 7 - LAP CHART

LAP 11 @ 10:16:27.472			LAP 12 @ 10:17:21.729			LAP 13 @ 10:18:16.060			LAP 14 @ 10:19:10.340			LAP 15 @ 10:20:04.601		
NO	BEHIND	LAP TIME	NO	BEHIND	LAP TIME	NO	BEHIND	LAP TIME	NO	BEHIND	LAP TIME	NO	BEHIND	LAP TIME
1		54.405	1		54.257	1		54.331	1		54.280	1		54.261
98	0.295	54.266	98	0.488	54.450	98	0.445	54.288	23	0.508	54.279	23	0.373	54.126
23	0.402	54.166	23	0.583	54.438	23	0.509	54.257	98	1.065	54.900	98	1.242	54.438
76	2.355	55.164	76	3.055	54.957	79	4.179	55.179	5	5.423	55.357	78	1 Lap	1:02.950
79	2.573	55.147	79	3.331	55.015	5	4.346	54.847	79	5.446	55.547	780	1 Lap	1:01.239
5	2.940	54.729	5	3.830	55.147	76	4.581	55.857	76	5.728	55.427	5	7.091	55.929
8	3.532	54.717	8	4.160	54.885	8	4.866	55.037	8	5.997	55.411	79	7.192	56.007
595	21.483	58.460	595	25.675	58.449	595	30.174	58.830	595	34.514	58.620	76	7.330	55.863
0	25.526	58.738	0	29.888	58.619	0	34.246	58.689	0	38.706	58.740	8	7.589	55.853
20	26.801	58.971	20	31.550	59.006	20	36.028	58.809	20	40.600	58.852	595	38.649	58.396
746	27.903	59.188	746	32.732	59.086	746	37.557	59.156	746	42.518	59.241	0	43.103	58.658
725	31.509	59.359	725	36.659	59.407	725	41.765	59.437	725	46.944	59.459	20	45.253	58.914
728	33.163	59.792	741	38.842	59.895	741	44.394	59.883	741	49.677	59.563	746	47.693	59.436
741	33.204	1:00.965	728	38.856	59.950	728	44.553	1:00.028	728	50.067	59.794	725	52.001	59.318
736	35.447	1:00.027	736	41.406	1:00.216	736	47.187	1:00.112	736	52.982	1:00.075			
78	36.448	1:00.347	765	42.419	1:00.054	765	47.841	59.753	765	53.092	59.531			
765	36.622	59.615	78	43.050	1:00.859	78	49.608	1:00.889						
780	39.249	1:00.413	780	45.618	1:00.626	780	51.665	1:00.378						

# Mini Se7en Racing Club - The O-Plate Winter Shootout

## RACE 7 - LAP CHART

LAP 16 @ 10:20:58.890			LAP 17 @ 10:21:53.313			LAP 18 @ 10:22:47.724			LAP 19 @ 10:23:42.391		
NO	BEHIND	LAP TIME	NO	BEHIND	LAP TIME	NO	BEHIND	LAP TIME	NO	BEHIND	LAP TIME
1		54.289	1		54.423	1		54.411	1		54.667
23	0.063	53.979	23	0.068	54.428	23	0.111	54.454	23	0.041	54.597
741	1 Lap	59.764	98	1.888	54.596	20	1 Lap	59.105	98	1.935	54.707
98	1.715	54.762	725	1 Lap	59.302	98	1.895	54.418	0	1 Lap	59.253
736	1 Lap	1:00.461	741	1 Lap	59.647	746	1 Lap	59.929	20	1 Lap	59.419
765	1 Lap	1:00.580	5	9.767	55.678	725	1 Lap	59.523	746	1 Lap	59.493
728	1 Lap	1:06.464	79	9.960	55.632	5	10.417	55.061	5	11.377	55.627
5	8.512	55.710	76	10.016	55.482	76	10.588	54.983	76	11.506	55.585
79	8.751	55.848	8	10.340	54.907	8	11.379	55.450	8	11.668	54.956
76	8.957	55.916	736	1 Lap	1:00.163	741	1 Lap	1:00.027	725	1 Lap	1:00.199
8	9.856	56.556	765	1 Lap	1:00.452	79	12.337	56.788	741	1 Lap	59.672
78	1 Lap	1:01.915	728	1 Lap	1:01.103	736	1 Lap	59.960	736	1 Lap	1:00.543
780	1 Lap	1:02.086	78	1 Lap	1:01.011	765	1 Lap	59.528	765	1 Lap	1:00.595
595	42.998	58.638	780	1 Lap	1:00.872	728	1 Lap	1:00.144	728	1 Lap	1:00.911
0	47.658	58.844	595	46.981	58.406	780	1 Lap	1:00.799	780	1 Lap	1:00.927
20	49.978	59.014	0	51.952	58.717	78	1 Lap	1:01.219	78	1 Lap	1:01.405
746	52.748	59.344				595	50.751	58.181	595	55.108	59.024

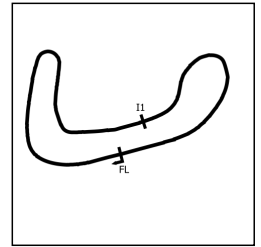
# Mini Se7en Racing Club - The O-Plate Winter Shootout

## RACE 7 - POSITION CHART

No	Name	Lap Pos	1	2	3	4	5	6	7	8	9	10	11	12	13	14	15	16	17	18	19
			23	DEETH	1	1	1	1	1	1	1	1	1	1	1	1	1	1	1	1	1
1	SMITH	2	98	98	98	98	98	98	98	98	98	98	98	98	98	23	23	23	23	23	23
98	CURLEY	3	23	23	23	23	23	23	23	23	23	23	23	23	23	98	98	98	98	98	98
91	ASTIN	4	79	76	76	76	76	76	76	76	76	76	76	76	79	5	5	5	5	5	5
84	TAYLOR	5	76	79	79	79	79	79	79	79	79	79	79	79	5	79	79	79	79	79	76
8	PEACOCK	6	5	5	5	5	5	5	5	5	5	5	5	5	76	76	76	76	76	8	8
76	POLLEY	7	8	8	8	8	8	8	8	8	8	8	8	8	8	8	8	8	8	8	79
5	BULLEN-BROWN	8	595	595	595	595	595	595	595	595	595	595	595	595	595	595	595	595	595	595	595
79	KENDALL	9	20	20	20	20	20	20	0	0	0	0	0	0	0	0	0	0	0	0	0
117	BURROWS	10	0	0	0	0	0	0	20	20	20	20	20	20	20	20	20	20	20	20	20
595	PROCTOR	11	78	78	746	746	746	746	746	746	746	746	746	746	746	746	746	746	746	746	746
78	DUNCAN	12	746	746	78	78	78	78	728	741	725	725	725	725	725	725	725	725	725	725	725
20	THOMAS	13	728	728	728	728	728	728	741	725	741	741	728	741	741	741	741	741	741	741	741
0	BILLISON	14	741	741	741	741	741	741	78	728	728	728	741	728	728	728	736	736	736	736	736
780	SOLLIS	15	736	736	736	736	736	736	725	78	78	736	736	736	736	736	765	765	765	765	765
728	GLENIE	16	780	725	725	725	725	725	736	736	736	78	78	765	765	765	728	728	728	728	728
734	FERGUSON	17	725	780	780	780	780	780	780	765	765	765	765	78	78	78	78	78	780	780	780
736	WOOLLARD	18	765	765	765	765	765	765	765	780	780	780	780	780	780	780	780	780	78	78	78
741	WREN	19																			
745	BIRKETT	20																			
746	BIRKETT	21																			
725	HACK	22																			
765	PERFECT	23																			

# Mini Se7en Racing Club - The O-Plate Winter Shootout

## RACE 7 - SECTOR ANALYSIS



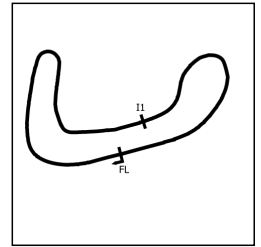
SECTOR 1 = FL to I1, SECTOR 2 = I1 to FL, DIFF = Difference To Personal Best Lap, P = Crossed Finish Line in Pit Lane, D = Time Disallowed

P1		1 Mig		Aaron SMITH		Mini Miglia	
IDEAL LAP TIME : 54.141		BEST LAP TIME : 54.257		DIFFERENCE : 0.116			
LAP	SECTOR 1	SECTOR 2	LAP TIME	MPH	DIFF	TIME OF DAY	
1 -		22.297	1:00.938	71.36	6.681	10:04:24.086	
2 -	32.507	22.528	55.035	79.01	0.778	10:05:19.121	
3 -	37.916	53.019	1:30.935	47.82	36.678	10:06:50.056	
4 -	59.776	47.580	1:47.356	40.50	53.099	10:08:37.412	
5 -	1:01.329	55.157	1:56.486	37.33	1:02.229	10:10:33.898	
6 -	53.442	27.274	1:20.716	53.87	26.459	10:11:54.614	
7 -	32.627	22.118	54.745	79.43	0.488	10:12:49.359	
8 -	32.214	22.153	54.367	79.98	0.110	10:13:43.726	
9 -	32.675	22.070	54.745	79.43	0.488	10:14:38.471	
10 -	32.448	22.148	54.596	79.65	0.339	10:15:33.067	
11 -	32.300	22.105	54.405	79.93	0.148	10:16:27.472	
12 -	32.115	22.142	54.257 (1)	80.14		10:17:21.729	
13 -	32.230	22.101	54.331	80.03	0.074	10:18:16.060	
14 -	32.184	22.096	54.280 (3)	80.11	0.023	10:19:10.340	
15 -	32.152	22.109	54.261 (2)	80.14	0.004	10:20:04.601	
16 -	32.185	22.104	54.289	80.10	0.032	10:20:58.890	
17 -	32.397	22.026	54.423	79.90	0.166	10:21:53.313	
18 -	32.379	22.032	54.411	79.92	0.154	10:22:47.724	
19 -	32.492	22.175	54.667	79.54	0.410	10:23:42.391	

P2		23 Mig		Rupert DEETH		Mini Miglia	
IDEAL LAP TIME : 53.814		BEST LAP TIME : 53.979		DIFFERENCE : 0.165			
LAP	SECTOR 1	SECTOR 2	LAP TIME	MPH	DIFF	TIME OF DAY	
1 -		22.552	1:02.041	70.09	8.062	10:04:25.189	
2 -	32.636	22.278	54.914	79.18	0.935	10:05:20.103	
3 -	39.307	52.446	1:31.753	47.39	37.774	10:06:51.856	
4 -	59.925	47.562	1:47.487	40.45	53.508	10:08:39.343	
5 -	1:01.816	54.051	1:55.867	37.53	1:01.888	10:10:35.210	
6 -	52.998	26.626	1:19.624	54.61	25.645	10:11:54.834	
7 -	33.101	21.908	55.009	79.05	1.030	10:12:49.843	
8 -	32.576	21.723	54.299	80.08	0.320	10:13:44.142	
9 -	32.643	21.989	54.632	79.59	0.653	10:14:38.774	
10 -	32.879	22.055	54.934	79.16	0.955	10:15:33.708	
11 -	32.315	21.851	54.166 (3)	80.28	0.187	10:16:27.874	
12 -	32.480	21.958	54.438	79.88	0.459	10:17:22.312	
13 -	32.330	21.927	54.257	80.14	0.278	10:18:16.569	
14 -	32.376	21.903	54.279	80.11	0.300	10:19:10.848	
15 -	32.223	21.903	54.126 (2)	80.34	0.147	10:20:04.974	
16 -	32.091	21.888	53.979 (1)	80.56		10:20:58.953	
17 -	32.584	21.844	54.428	79.89	0.449	10:21:53.381	
18 -	32.493	21.961	54.454	79.85	0.475	10:22:47.835	
19 -	32.589	22.008	54.597	79.64	0.618	10:23:42.432	

# Mini Se7en Racing Club - The O-Plate Winter Shootout

## RACE 7 - SECTOR ANALYSIS



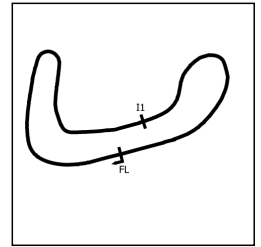
SECTOR 1 = FL to I1, SECTOR 2 = I1 to FL, DIFF = Difference To Personal Best Lap, P = Crossed Finish Line in Pit Lane, D = Time Disallowed

P3 98 Mig Ian CURLEY			Mini Miglia			
IDEAL LAP TIME : 54.140		BEST LAP TIME : 54.149		DIFFERENCE : 0.009		
LAP	SECTOR 1	SECTOR 2	LAP TIME	MPH	DIFF	TIME OF DAY
1 -		22.368	1:01.707	70.47	7.558	10:04:24.855
2 -	32.682	22.473	55.155	78.84	1.006	10:05:20.010
3 -	38.109	52.691	1:30.800	47.89	36.651	10:06:50.810
4 -	59.739	47.538	1:47.277	40.53	53.128	10:08:38.087
5 -	1:01.668	54.812	1:56.480	37.33	1:02.331	10:10:34.567
6 -	53.120	26.983	1:20.103	54.28	25.954	10:11:54.670
7 -	33.134	21.941	55.075	78.95	0.926	10:12:49.745
8 -	32.215	21.934	54.149 (1)	80.30		10:13:43.894
9 -	32.701	22.088	54.789	79.37	0.640	10:14:38.683
10 -	32.721	22.097	54.818	79.32	0.669	10:15:33.501
11 -	32.224	22.042	54.266 (2)	80.13	0.117	10:16:27.767
12 -	32.374	22.076	54.450	79.86	0.301	10:17:22.217
13 -	32.225	22.063	54.288 (3)	80.10	0.139	10:18:16.505
14 -	32.836	22.064	54.900	79.20	0.751	10:19:11.405
15 -	32.345	22.093	54.438	79.88	0.289	10:20:05.843
16 -	32.581	22.181	54.762	79.40	0.613	10:21:00.605
17 -	32.474	22.122	54.596	79.65	0.447	10:21:55.201
18 -	32.206	22.212	54.418	79.91	0.269	10:22:49.619
19 -	32.533	22.174	54.707	79.48	0.558	10:23:44.326

P4 5 Mig Phil BULLEN-BROWN			Mini Miglia			
IDEAL LAP TIME : 54.558		BEST LAP TIME : 54.729		DIFFERENCE : 0.171		
LAP	SECTOR 1	SECTOR 2	LAP TIME	MPH	DIFF	TIME OF DAY
1 -		23.350	1:05.255	66.63	10.526	10:04:28.403
2 -	33.228	22.793	56.021	77.62	1.292	10:05:24.424
3 -	38.180	51.932	1:30.112	48.25	35.383	10:06:54.536
4 -	1:00.487	47.743	1:48.230	40.17	53.501	10:08:42.766
5 -	1:01.584	54.027	1:55.611	37.61	1:00.882	10:10:38.377
6 -	51.417	26.417	1:17.834	55.87	23.105	10:11:56.211
7 -	32.536	22.442	54.978	79.09	0.249	10:12:51.189
8 -	32.756	22.069	54.825 (3)	79.31	0.096	10:13:46.014
9 -	32.623	22.178	54.801 (2)	79.35	0.072	10:14:40.815
10 -	32.656	22.212	54.868	79.25	0.139	10:15:35.683
11 -	32.575	22.154	54.729 (1)	79.45		10:16:30.412
12 -	32.740	22.407	55.147	78.85	0.418	10:17:25.559
13 -	32.643	22.204	54.847	79.28	0.118	10:18:20.406
14 -	33.078	22.279	55.357	78.55	0.628	10:19:15.763
15 -	33.527	22.402	55.929	77.75	1.200	10:20:11.692
16 -	33.194	22.516	55.710	78.05	0.981	10:21:07.402
17 -	32.825	22.853	55.678	78.10	0.949	10:22:03.080
18 -	32.489	22.572	55.061	78.97	0.332	10:22:58.141
19 -	32.558	23.069	55.627	78.17	0.898	10:23:53.768

# Mini Se7en Racing Club - The O-Plate Winter Shootout

## RACE 7 - SECTOR ANALYSIS



SECTOR 1 = FL to I1, SECTOR 2 = I1 to FL, DIFF = Difference To Personal Best Lap, P = Crossed Finish Line in Pit Lane, D = Time Disallowed

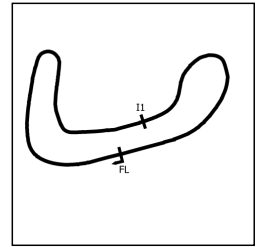
P5 76 Mig Jo POLLEY			Mini Miglia			
IDEAL LAP TIME : 54.627		BEST LAP TIME : 54.714		DIFFERENCE : 0.087		
LAP	SECTOR 1	SECTOR 2	LAP TIME	MPH	DIFF	TIME OF DAY
1 -		23.027	1:04.433	67.48	9.719	10:04:27.581
2 -	33.112	22.465	55.577	78.24	0.863	10:05:23.158
3 -	37.235	52.274	1:29.509	48.58	34.795	10:06:52.667
4 -	59.918	47.596	1:47.514	40.44	52.800	10:08:40.181
5 -	1:01.575	54.339	1:55.914	37.51	1:01.200	10:10:36.095
6 -	52.544	26.590	1:19.134	54.95	24.420	10:11:55.229
7 -	32.972	22.059	55.031	79.02	0.317	10:12:50.260
8 -	32.705	22.009	<b>54.714 (1)</b>	<b>79.47</b>		<b>10:13:44.974</b>
9 -	32.805	<b>21.967</b>	54.772 (2)	79.39	0.058	10:14:39.746
10 -	32.775	22.142	54.917 (3)	79.18	0.203	10:15:34.663
11 -	32.920	22.244	55.164	78.83	0.450	10:16:29.827
12 -	<b>32.660</b>	22.297	54.957	79.12	0.243	10:17:24.784
13 -	33.451	22.406	55.857	77.85	1.143	10:18:20.641
14 -	33.048	22.379	55.427	78.45	0.713	10:19:16.068
15 -	33.526	22.337	55.863	77.84	1.149	10:20:11.931
16 -	33.474	22.442	55.916	77.77	1.202	10:21:07.847
17 -	33.041	22.441	55.482	78.37	0.768	10:22:03.329
18 -	32.801	22.182	54.983	79.08	0.269	10:22:58.312
19 -	32.789	22.796	55.585	78.23	0.871	10:23:53.897

P6 8 Mig Colin PEACOCK			Mini Miglia			
IDEAL LAP TIME : 54.574		BEST LAP TIME : 54.717		DIFFERENCE : 0.143		
LAP	SECTOR 1	SECTOR 2	LAP TIME	MPH	DIFF	TIME OF DAY
1 -		23.403	1:05.471	66.41	10.754	10:04:28.619
2 -	33.327	22.661	55.988	77.67	1.271	10:05:24.607
3 -	39.409	51.573	1:30.982	47.79	36.265	10:06:55.589
4 -	1:00.687	48.583	1:49.270	39.79	54.553	10:08:44.859
5 -	1:00.896	53.715	1:54.611	37.94	59.894	10:10:39.470
6 -	50.822	26.139	1:16.961	56.50	22.244	10:11:56.431
7 -	32.853	22.277	55.130	78.87	0.413	10:12:51.561
8 -	32.774	22.404	55.178	78.81	0.461	10:13:46.739
9 -	32.532	22.286	54.818 (3)	79.32	0.101	10:14:41.557
10 -	32.431	22.299	54.730 (2)	79.45	0.013	10:15:36.287
11 -	<b>32.419</b>	22.298	<b>54.717 (1)</b>	<b>79.47</b>		<b>10:16:31.004</b>
12 -	32.652	22.233	54.885	79.23	0.168	10:17:25.889
13 -	32.626	22.411	55.037	79.01	0.320	10:18:20.926
14 -	33.256	<b>22.155</b>	55.411	78.47	0.694	10:19:16.337
15 -	33.436	22.417	55.853	77.85	1.136	10:20:12.190
16 -	33.505	23.051	56.556	76.89	1.839	10:21:08.746
17 -	32.653	22.254	54.907	79.19	0.190	10:22:03.653
18 -	33.135	22.315	55.450	78.42	0.733	10:22:59.103
19 -	32.423	22.533	54.956	79.12	0.239	10:23:54.059



# Mini Se7en Racing Club - The O-Plate Winter Shootout

## RACE 7 - SECTOR ANALYSIS



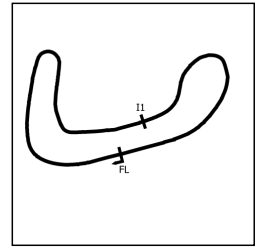
SECTOR 1 = FL to I1, SECTOR 2 = I1 to FL, DIFF = Difference To Personal Best Lap, P = Crossed Finish Line in Pit Lane, D = Time Disallowed

P7 595 Libre Julian PROCTOR			Mini Libre			
IDEAL LAP TIME : 57.856		BEST LAP TIME : 58.004		DIFFERENCE : 0.148		
LAP	SECTOR 1	SECTOR 2	LAP TIME	MPH	DIFF	TIME OF DAY
1 -		24.213	1:06.693	65.20	8.689	10:04:29.841
2 -	34.822	24.523	59.345	73.27	1.341	10:05:29.186
3 -	37.429	49.929	1:27.358	49.77	29.354	10:06:56.544
4 -	1:00.757	48.880	1:49.637	39.66	51.633	10:08:46.181
5 -	1:01.346	53.340	1:54.686	37.91	56.682	10:10:40.867
6 -	50.415	26.481	1:16.896	56.55	18.892	10:11:57.763
7 -	34.567	23.653	58.220	74.69	0.216	10:12:55.983
8 -	34.358	23.646	58.004 (1)	74.97		10:13:53.987
9 -	34.731	23.587	58.318	74.56	0.314	10:14:52.305
10 -	34.552	23.638	58.190 (3)	74.73	0.186	10:15:50.495
11 -	34.884	23.576	58.460	74.38	0.456	10:16:48.955
12 -	34.664	23.785	58.449	74.39	0.445	10:17:47.404
13 -	34.898	23.932	58.830	73.91	0.826	10:18:46.234
14 -	35.007	23.613	58.620	74.18	0.616	10:19:44.854
15 -	34.835	23.561	58.396	74.46	0.392	10:20:43.250
16 -	34.729	23.909	58.638	74.16	0.634	10:21:41.888
17 -	34.606	23.800	58.406	74.45	0.402	10:22:40.294
18 -	34.683	23.498	58.181 (2)	74.74	0.177	10:23:38.475
19 -	35.343	23.681	59.024	73.67	1.020	10:24:37.499

P8 0 7 Ross BILLISON			Mini Se7en			
IDEAL LAP TIME : 58.459		BEST LAP TIME : 58.563		DIFFERENCE : 0.104		
LAP	SECTOR 1	SECTOR 2	LAP TIME	MPH	DIFF	TIME OF DAY
1 -		24.689	1:09.234	62.80	10.671	10:04:32.382
2 -	35.308	24.395	59.703	72.83	1.140	10:05:32.085
3 -	38.574	47.585	1:26.159	50.47	27.596	10:06:58.244
4 -	1:00.702	49.784	1:50.486	39.35	51.923	10:08:48.730
5 -	1:00.597	52.718	1:53.315	38.37	54.752	10:10:42.045
6 -	50.211	26.483	1:16.694	56.70	18.131	10:11:58.739
7 -	35.269	24.005	59.274	73.36	0.711	10:12:58.013
8 -	34.805	23.839	58.644 (3)	74.15	0.081	10:13:56.657
9 -	34.987	24.053	59.040	73.65	0.477	10:14:55.697
10 -	34.761	23.802	58.563 (1)	74.25		10:15:54.260
11 -	34.800	23.938	58.738	74.03	0.175	10:16:52.998
12 -	34.657	23.962	58.619 (2)	74.18	0.056	10:17:51.617
13 -	34.791	23.898	58.689	74.09	0.126	10:18:50.306
14 -	34.877	23.863	58.740	74.03	0.177	10:19:49.046
15 -	34.732	23.926	58.658	74.13	0.095	10:20:47.704
16 -	35.001	23.843	58.844	73.90	0.281	10:21:46.548
17 -	34.858	23.859	58.717	74.06	0.154	10:22:45.265
18 -	34.965	24.288	59.253	73.39	0.690	10:23:44.518

# Mini Se7en Racing Club - The O-Plate Winter Shootout

## RACE 7 - SECTOR ANALYSIS



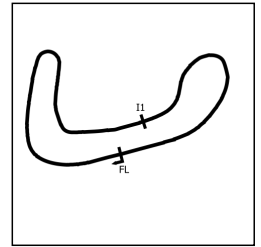
SECTOR 1 = FL to I1, SECTOR 2 = I1 to FL, DIFF = Difference To Personal Best Lap, P = Crossed Finish Line in Pit Lane, D = Time Disallowed

P9 20 7		Darren THOMAS		Mini Se7en		
IDEAL LAP TIME : 58.648		BEST LAP TIME : 58.809		DIFFERENCE : 0.161		
LAP	SECTOR 1	SECTOR 2	LAP TIME	MPH	DIFF	TIME OF DAY
1 -		24.399	1:08.802	63.20	9.993	10:04:31.950
2 -	35.451	24.575	1:00.026	72.44	1.217	10:05:31.976
3 -	37.412	48.320	1:25.732	50.72	26.923	10:06:57.708
4 -	1:00.382	49.388	1:49.770	39.61	50.961	10:08:47.478
5 -	1:00.891	53.072	1:53.963	38.15	55.154	10:10:41.441
6 -	50.290	26.766	1:17.056	56.43	18.247	10:11:58.497
7 -	35.516	24.761	1:00.277	72.14	1.468	10:12:58.774
8 -	35.081	23.786	58.867	73.87	0.058	10:13:57.641
9 -	35.040	23.808	58.848 (3)	73.89	0.039	10:14:56.489
10 -	35.028	23.785	58.813 (2)	73.93	0.004	10:15:55.302
11 -	35.128	23.843	58.971	73.74	0.162	10:16:54.273
12 -	34.982	24.024	59.006	73.69	0.197	10:17:53.279
13 -	34.863	23.946	58.809 (1)	73.94		10:18:52.088
14 -	34.863	23.989	58.852	73.89	0.043	10:19:50.940
15 -	34.962	23.952	58.914	73.81	0.105	10:20:49.854
16 -	35.026	23.988	59.014	73.68	0.205	10:21:48.868
17 -	35.111	23.994	59.105	73.57	0.296	10:22:47.973
18 -	35.457	23.962	59.419	73.18	0.610	10:23:47.392

P10 746 7S		Oliver BIRKETT		Mini Se7en S		
IDEAL LAP TIME : 58.913		BEST LAP TIME : 58.997		DIFFERENCE : 0.084		
LAP	SECTOR 1	SECTOR 2	LAP TIME	MPH	DIFF	TIME OF DAY
1 -		24.670	1:12.241	60.19	13.244	10:04:35.389
2 -	35.527	24.367	59.894	72.60	0.897	10:05:35.283
3 -	37.866	46.215	1:24.081	51.71	25.084	10:06:59.364
4 -	1:00.163	50.454	1:50.617	39.31	51.620	10:08:49.981
5 -	1:00.055	53.349	1:53.404	38.34	54.407	10:10:43.385
6 -	49.442	26.487	1:15.929	57.27	16.932	10:11:59.314
7 -	35.238	24.252	59.490	73.09	0.493	10:12:58.804
8 -	35.280	23.979	59.259	73.38	0.262	10:13:58.063
9 -	35.120	24.007	59.127 (3)	73.54	0.130	10:14:57.190
10 -	35.040	23.957	58.997 (1)	73.70		10:15:56.187
11 -	35.081	24.107	59.188	73.47	0.191	10:16:55.375
12 -	34.956	24.130	59.086 (2)	73.59	0.089	10:17:54.461
13 -	35.042	24.114	59.156	73.51	0.159	10:18:53.617
14 -	35.053	24.188	59.241	73.40	0.244	10:19:52.858
15 -	35.202	24.234	59.436	73.16	0.439	10:20:52.294
16 -	35.121	24.223	59.344	73.27	0.347	10:21:51.638
17 -	35.795	24.134	59.929	72.56	0.932	10:22:51.567
18 -	35.254	24.239	59.493	73.09	0.496	10:23:51.060

# Mini Se7en Racing Club - The O-Plate Winter Shootout

## RACE 7 - SECTOR ANALYSIS



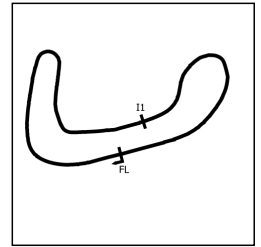
SECTOR 1 = FL to I1, SECTOR 2 = I1 to FL, DIFF = Difference To Personal Best Lap, P = Crossed Finish Line in Pit Lane, D = Time Disallowed

P11 725 7S Frazer HACK			Mini Se7en S			
IDEAL LAP TIME : 58.822		BEST LAP TIME : 58.822		DIFFERENCE : 0.000		
LAP	SECTOR 1	SECTOR 2	LAP TIME	MPH	DIFF	TIME OF DAY
1 -		25.598	1:14.239	58.57	15.417	10:04:37.387
2 -	35.368	24.300	59.668	72.88	0.846	10:05:37.055
3 -	39.755	47.480	1:27.235	49.84	28.413	10:07:04.290
4 -	59.057	50.751	1:49.808	39.60	50.986	10:08:54.098
5 -	59.550	55.006	1:54.556	37.96	55.734	10:10:48.654
6 -	49.437	24.299	1:13.736	58.97	14.914	10:12:02.390
7 -	<b>34.878</b>	<b>23.944</b>	<b>58.822 (1)</b>	<b>73.92</b>		<b>10:13:01.212</b>
8 -	35.434	24.526	59.960	72.52	1.138	10:14:01.172
9 -	35.060	24.155	59.215 (2)	73.43	0.393	10:15:00.387
10 -	35.115	24.120	59.235 (3)	73.41	0.413	10:15:59.622
11 -	35.055	24.304	59.359	73.25	0.537	10:16:58.981
12 -	35.117	24.290	59.407	73.20	0.585	10:17:58.388
13 -	35.185	24.252	59.437	73.16	0.615	10:18:57.825
14 -	35.149	24.310	59.459	73.13	0.637	10:19:57.284
15 -	35.080	24.238	59.318	73.31	0.496	10:20:56.602
16 -	35.092	24.210	59.302	73.32	0.480	10:21:55.904
17 -	35.231	24.292	59.523	73.05	0.701	10:22:55.427
18 -	35.032	25.167	1:00.199	72.23	1.377	10:23:55.626

P12 741 7S Joel WREN			Mini Se7en S			
IDEAL LAP TIME : 59.137		BEST LAP TIME : 59.137		DIFFERENCE : 0.000		
LAP	SECTOR 1	SECTOR 2	LAP TIME	MPH	DIFF	TIME OF DAY
1 -		24.851	1:12.600	59.89	13.463	10:04:35.748
2 -	35.863	24.319	1:00.182	72.25	1.045	10:05:35.930
3 -	38.871	46.611	1:25.482	50.87	26.345	10:07:01.412
4 -	1:00.109	50.496	1:50.605	39.31	51.468	10:08:52.017
5 -	59.673	54.336	1:54.009	38.14	54.872	10:10:46.026
6 -	49.826	24.866	1:14.692	58.22	15.555	10:12:00.718
7 -	35.217	24.435	59.652	72.89	0.515	10:13:00.370
8 -	36.150	24.643	1:00.793	71.53	1.656	10:14:01.163
9 -	35.373	24.038	59.411 (2)	73.19	0.274	10:15:00.574
10 -	<b>35.153</b>	<b>23.984</b>	<b>59.137 (1)</b>	<b>73.53</b>		<b>10:15:59.711</b>
11 -	36.617	24.348	1:00.965	71.32	1.828	10:17:00.676
12 -	35.633	24.262	59.895	72.60	0.758	10:18:00.571
13 -	35.663	24.220	59.883	72.61	0.746	10:19:00.454
14 -	35.177	24.386	59.563 (3)	73.00	0.426	10:20:00.017
15 -	35.333	24.431	59.764	72.76	0.627	10:20:59.781
16 -	35.328	24.319	59.647	72.90	0.510	10:21:59.428
17 -	35.502	24.525	1:00.027	72.44	0.890	10:22:59.455
18 -	35.206	24.466	59.672	72.87	0.535	10:23:59.127

# Mini Se7en Racing Club - The O-Plate Winter Shootout

## RACE 7 - SECTOR ANALYSIS



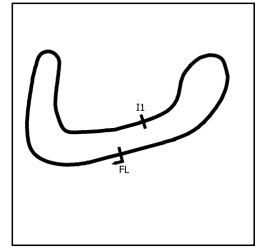
SECTOR 1 = FL to I1, SECTOR 2 = I1 to FL, DIFF = Difference To Personal Best Lap, P = Crossed Finish Line in Pit Lane, D = Time Disallowed

P13 736 7S Bertie WOOLLARD			Mini Se7en S			
IDEAL LAP TIME : 59.823		BEST LAP TIME : 59.960		DIFFERENCE : 0.137		
LAP	SECTOR 1	SECTOR 2	LAP TIME	MPH	DIFF	TIME OF DAY
1 -		24.626	1:13.199	59.40	13.239	10:04:36.347
2 -	35.826	24.430	1:00.256	72.16	0.296	10:05:36.603
3 -	39.114	47.423	1:26.537	50.25	26.577	10:07:03.140
4 -	59.365	50.101	1:49.466	39.72	49.506	10:08:52.606
5 -	59.844	55.210	1:55.054	37.79	55.094	10:10:47.660
6 -	50.106	24.577	1:14.683	58.22	14.723	10:12:02.343
7 -	35.713	24.388	1:00.101	72.35	0.141	10:13:02.444
8 -	35.641	24.374	1:00.015 (2)	72.45	0.055	10:14:02.459
9 -	35.816	24.318	1:00.134	72.31	0.174	10:15:02.593
10 -	35.666	24.633	1:00.299	72.11	0.339	10:16:02.892
11 -	35.585	24.442	1:00.027 (3)	72.44	0.067	10:17:02.919
12 -	35.604	24.612	1:00.216	72.21	0.256	10:18:03.135
13 -	35.634	24.478	1:00.112	72.34	0.152	10:19:03.247
14 -	35.675	24.400	1:00.075	72.38	0.115	10:20:03.322
15 -	36.060	24.401	1:00.461	71.92	0.501	10:21:03.783
16 -	35.689	24.474	1:00.163	72.28	0.203	10:22:03.946
17 -	35.505	24.455	59.960 (1)	72.52		10:23:03.906
18 -	36.097	24.446	1:00.543	71.82	0.583	10:24:04.449

P14 765 7S Callum PERFECT			Mini Se7en S			
IDEAL LAP TIME : 59.436		BEST LAP TIME : 59.528		DIFFERENCE : 0.092		
LAP	SECTOR 1	SECTOR 2	LAP TIME	MPH	DIFF	TIME OF DAY
1 -		25.532	1:14.404	58.44	14.876	10:04:37.552
2 -	36.568	24.994	1:01.562	70.63	2.034	10:05:39.114
3 -	39.006	47.691	1:26.697	50.15	27.169	10:07:05.811
4 -	59.866	49.780	1:49.646	39.66	50.118	10:08:55.457
5 -	59.755	54.915	1:54.670	37.92	55.142	10:10:50.127
6 -	49.526	24.353	1:13.879	58.86	14.351	10:12:04.006
7 -	35.871	24.356	1:00.227	72.20	0.699	10:13:04.233
8 -	36.050	24.477	1:00.527	71.84	0.999	10:14:04.760
9 -	35.403	24.499	59.902	72.59	0.374	10:15:04.662
10 -	35.382	24.435	59.817	72.69	0.289	10:16:04.479
11 -	35.315	24.300	59.615 (3)	72.94	0.087	10:17:04.094
12 -	35.692	24.362	1:00.054	72.41	0.526	10:18:04.148
13 -	35.374	24.379	59.753	72.77	0.225	10:19:03.901
14 -	35.228	24.303	59.531 (2)	73.04	0.003	10:20:03.432
15 -	36.240	24.340	1:00.580	71.78	1.052	10:21:04.012
16 -	35.603	24.849	1:00.452	71.93	0.924	10:22:04.464
17 -	35.320	24.208	59.528 (1)	73.05		10:23:03.992
18 -	36.179	24.416	1:00.595	71.76	1.067	10:24:04.587

# Mini Se7en Racing Club - The O-Plate Winter Shootout

## RACE 7 - SECTOR ANALYSIS



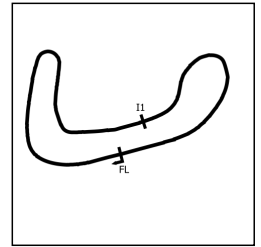
SECTOR 1 = FL to I1, SECTOR 2 = I1 to FL, DIFF = Difference To Personal Best Lap, P = Crossed Finish Line in Pit Lane, D = Time Disallowed

P15 728 7S Alfie GLENIE			Mini Se7en S			
IDEAL LAP TIME : 59.522		BEST LAP TIME : 59.568		DIFFERENCE : 0.046		
LAP	SECTOR 1	SECTOR 2	LAP TIME	MPH	DIFF	TIME OF DAY
1 -		24.856	1:12.331	60.12	12.763	10:04:35.479
2 -	35.840	24.485	1:00.325	72.08	0.757	10:05:35.804
3 -	38.460	46.441	1:24.901	51.21	25.333	10:07:00.705
4 -	1:00.009	50.503	1:50.512	39.34	50.944	10:08:51.217
5 -	59.869	53.980	1:53.849	38.19	54.281	10:10:45.066
6 -	49.664	25.771	1:15.435	57.64	15.867	10:12:00.501
7 -	35.315	24.544	59.859	72.64	0.291	10:13:00.360
8 -	36.052	24.897	1:00.949	71.34	1.381	10:14:01.309
9 -	35.634	24.332	59.966	72.51	0.398	10:15:01.275
10 -	35.190	24.378	59.568 (1)	73.00		10:16:00.843
11 -	35.338	24.454	59.792 (2)	72.72	0.224	10:17:00.635
12 -	35.479	24.471	59.950	72.53	0.382	10:18:00.585
13 -	35.479	24.549	1:00.028	72.44	0.460	10:19:00.613
14 -	35.305	24.489	59.794 (3)	72.72	0.226	10:20:00.407
15 -	35.246	31.218	1:06.464	65.42	6.896	10:21:06.871
16 -	36.475	24.628	1:01.103	71.16	1.535	10:22:07.974
17 -	35.377	24.767	1:00.144	72.30	0.576	10:23:08.118
18 -	36.024	24.887	1:00.911	71.39	1.343	10:24:09.029

P16 780 7S Bill SOLLIS			Mini Se7en S			
IDEAL LAP TIME : 1:00.183		BEST LAP TIME : 1:00.378		DIFFERENCE : 0.195		
LAP	SECTOR 1	SECTOR 2	LAP TIME	MPH	DIFF	TIME OF DAY
1 -		25.459	1:14.131	58.66	13.753	10:04:37.279
2 -	36.674	25.100	1:01.774	70.39	1.396	10:05:39.053
3 -	38.792	47.402	1:26.194	50.45	25.816	10:07:05.247
4 -	59.590	50.310	1:49.900	39.56	49.522	10:08:55.147
5 -	59.424	55.172	1:54.596	37.94	54.218	10:10:49.743
6 -	49.322	24.628	1:13.950	58.80	13.572	10:12:03.693
7 -	36.048	24.432	1:00.480	71.90	0.102	10:13:04.173
8 -	36.241	24.734	1:00.975	71.31	0.597	10:14:05.148
9 -	36.102	24.583	1:00.685	71.65	0.307	10:15:05.833
10 -	35.871	24.604	1:00.475 (3)	71.90	0.097	10:16:06.308
11 -	35.751	24.662	1:00.413 (2)	71.98	0.035	10:17:06.721
12 -	35.908	24.718	1:00.626	71.72	0.248	10:18:07.347
13 -	35.841	24.537	1:00.378 (1)	72.02		10:19:07.725
14 -	36.624	24.615	1:01.239	71.01	0.861	10:20:08.964
15 -	36.296	25.790	1:02.086	70.04	1.708	10:21:11.050
16 -	36.356	24.516	1:00.872	71.43	0.494	10:22:11.922
17 -	35.948	24.851	1:00.799	71.52	0.421	10:23:12.721
18 -	36.230	24.697	1:00.927	71.37	0.549	10:24:13.648

# Mini Se7en Racing Club - The O-Plate Winter Shootout

## RACE 7 - SECTOR ANALYSIS



SECTOR 1 = FL to I1, SECTOR 2 = I1 to FL, DIFF = Difference To Personal Best Lap, P = Crossed Finish Line in Pit Lane, D = Time Disallowed

P17 78 7 Arnold DUNCAN			Mini Se7en			
IDEAL LAP TIME : 1:00.288		BEST LAP TIME : 1:00.347		DIFFERENCE : 0.059		
LAP	SECTOR 1	SECTOR 2	LAP TIME	MPH	DIFF	TIME OF DAY
1 -		24.700	1:10.032	62.09	9.685	10:04:33.180
2 -	36.525	25.323	1:01.848	70.31	1.501	10:05:35.028
3 -	38.823	46.328	1:25.151	51.06	24.804	10:07:00.179
4 -	1:00.156	50.518	1:50.674	39.29	50.327	10:08:50.853
5 -	59.898	53.741	1:53.639	38.26	53.292	10:10:44.492
6 -	49.412	26.190	1:15.602	57.51	15.255	10:12:00.094
7 -	36.474	24.389	1:00.863	71.44	0.516	10:13:00.957
8 -	36.391	24.503	1:00.894	71.41	0.547	10:14:01.851
9 -	35.948	24.613	1:00.561 (2)	71.80	0.214	10:15:02.412
10 -	36.411	24.750	1:01.161	71.10	0.814	10:16:03.573
11 -	35.899	24.448	1:00.347 (1)	72.05		10:17:03.920
12 -	36.337	24.522	1:00.859 (3)	71.45	0.512	10:18:04.779
13 -	36.085	24.804	1:00.889	71.41	0.542	10:19:05.668
14 -	36.565	26.385	1:02.950	69.08	2.603	10:20:08.618
15 -	36.440	25.475	1:01.915	70.23	1.568	10:21:10.533
16 -	36.406	24.605	1:01.011	71.27	0.664	10:22:11.544
17 -	36.017	25.202	1:01.219	71.03	0.872	10:23:12.763
18 -	36.691	24.714	1:01.405	70.81	1.058	10:24:14.168

P18 79 Mig Scott KENDALL			Mini Miglia			
IDEAL LAP TIME : 54.577		BEST LAP TIME : 54.577		DIFFERENCE : 0.000		
LAP	SECTOR 1	SECTOR 2	LAP TIME	MPH	DIFF	TIME OF DAY
1 -		23.240	1:04.394	67.53	9.817	10:04:27.542
2 -	33.615	22.524	56.139	77.46	1.562	10:05:23.681
3 -	37.368	52.313	1:29.681	48.48	35.104	10:06:53.362
4 -	1:00.178	47.733	1:47.911	40.29	53.334	10:08:41.273
5 -	1:01.560	54.016	1:55.576	37.62	1:00.999	10:10:36.849
6 -	52.472	26.196	1:18.668	55.27	24.091	10:11:55.517
7 -	32.965	22.205	55.170	78.82	0.593	10:12:50.687
8 -	32.730	22.065	54.795 (2)	79.36	0.218	10:13:45.482
9 -	32.606	21.971	54.577 (1)	79.67		10:14:40.059
10 -	32.855	21.984	54.839 (3)	79.29	0.262	10:15:34.898
11 -	33.132	22.015	55.147	78.85	0.570	10:16:30.045
12 -	32.901	22.114	55.015	79.04	0.438	10:17:25.060
13 -	32.907	22.272	55.179	78.80	0.602	10:18:20.239
14 -	33.128	22.419	55.547	78.28	0.970	10:19:15.786
15 -	33.646	22.361	56.007	77.64	1.430	10:20:11.793
16 -	33.303	22.545	55.848	77.86	1.271	10:21:07.641
17 -	33.014	22.618	55.632	78.16	1.055	10:22:03.273
18 -	33.219	23.569	56.788	76.57	2.211	10:23:00.061

# Mini Se7en Racing Club - The O-Plate Winter Shootout

## RACE 7 - BEST SECTORS

SECTOR 1			SECTOR 2			IDEAL / BEST COMPARISON						
POS	NO	NAME	TIME	NO	NAME	TIME	POS	NO	NAME	IDEAL	BEST	DIFF
									<b>PERFECT LAP</b>	<b>53.814</b>		
1	23	DEETH	32.091	23	DEETH	21.723	1	23	DEETH	53.814	53.979	0.165
2	1	SMITH	32.115	98	CURLEY	21.934	2	98	CURLEY	54.140	54.149	0.009
3	98	CURLEY	32.206	76	POLLEY	21.967	3	1	SMITH	54.141	54.257	0.116
4	8	PEACOCK	32.419	79	KENDALL	21.971	4	5	BULLEN-BROWN	54.558	54.729	0.171
5	5	BULLEN-BROWN	32.489	1	SMITH	22.026	5	8	PEACOCK	54.574	54.717	0.143
6	79	KENDALL	32.606	5	BULLEN-BROWN	22.069	6	79	KENDALL	54.577	54.577	0.000
7	76	POLLEY	32.660	8	PEACOCK	22.155	7	76	POLLEY	54.627	54.714	0.087
8	595	PROCTOR	34.358	595	PROCTOR	23.498	8	595	PROCTOR	57.856	58.004	0.148
9	0	BILLISON	34.657	20	THOMAS	23.785	9	0	BILLISON	58.459	58.563	0.104
10	20	THOMAS	34.863	0	BILLISON	23.802	10	20	THOMAS	58.648	58.809	0.161
11	725	HACK	34.878	725	HACK	23.944	11	725	HACK	58.822	58.822	0.000
12	746	BIRKETT	34.956	746	BIRKETT	23.957	12	746	BIRKETT	58.913	58.997	0.084
13	741	WREN	35.153	741	WREN	23.984	13	741	WREN	59.137	59.137	0.000
14	728	GLENIE	35.190	765	PERFECT	24.208	14	765	PERFECT	59.436	59.528	0.092
15	765	PERFECT	35.228	736	WOOLLARD	24.318	15	728	GLENIE	59.522	59.568	0.046
16	736	WOOLLARD	35.505	728	GLENIE	24.332	16	736	WOOLLARD	59.823	59.960	0.137
17	780	SOLLIS	35.751	78	DUNCAN	24.389	17	780	SOLLIS	1:00.183	1:00.378	0.195
18	78	DUNCAN	35.899	780	SOLLIS	24.432	18	78	DUNCAN	1:00.288	1:00.347	0.059
19												
20												
21												

# Mini Se7en Racing Club - The O-Plate Winter Shootout

## RACE 7 - STATISTICS

**Competitors Started** 21  
**Planned Start** 2024-11-03 @ 10:00:00.000  
**Actual Start** 2024-11-03 @ 10:03:23.147  
**Finish Time** 2024-11-03 @ 10:23:42.271  
**Track Length** 1.2079mi.  
**Total Laps** 333  
**Total Distance Covered** 402.2458mi.

### Session Fastest Lap History

NO	CL	NAME	LAP TIME	TIME OF DAY	LAP	VEHICLE
1	Mig	Aaron SMITH	<b>1:00.938</b>	10:04:24.086	1	Mini Miglia
1	Mig	Aaron SMITH	<b>55.035</b>	10:05:19.121	2	Mini Miglia
23	Mig	Rupert DEETH	<b>54.914</b>	10:05:20.103	2	Mini Miglia
1	Mig	Aaron SMITH	<b>54.745</b>	10:12:49.359	7	Mini Miglia
1	Mig	Aaron SMITH	<b>54.367</b>	10:13:43.726	8	Mini Miglia
98	Mig	Ian CURLEY	<b>54.149</b>	10:13:43.894	8	Mini Miglia
23	Mig	Rupert DEETH	<b>54.126</b>	10:20:04.974	15	Mini Miglia
23	Mig	Rupert DEETH	<b>53.979</b>	10:20:58.953	16	Mini Miglia

### Session Leader History

NO	CL	NAME	FROM LAP	LAPS LED	DISTANCE	VEHICLE
1	Mig	Aaron SMITH	1	19	22.95 miles	Mini Miglia

### Flag History

TYPE	TIME OF DAY
GREEN	10:03:23.147
SAFETY	10:05:35.476
GREEN	10:11:54.301
FINISH	10:23:42.271

### Flag Statistics

TYPE	COUNT	TOTAL LAPS	TOTAL TIME
Green	2	16	15:38.991
Red	0	0	0.000
Safety Car	1	3	6:18.825
FCY	0	0	0.000



# Mini Se7en Racing Club - The O-Plate Winter Shootout

## RACE 7 - STATISTICS

CLASS : Mig

9 Starters

### Fastest Lap History

NO	NAME	LAP TIME	TIME OF DAY	LAP	VEHICLE
1	Aaron SMITH	<b>1:00.938</b>	10:04:24.086	1	Mini Miglia
1	Aaron SMITH	<b>55.035</b>	10:05:19.121	2	Mini Miglia
23	Rupert DEETH	<b>54.914</b>	10:05:20.103	2	Mini Miglia
1	Aaron SMITH	<b>54.745</b>	10:12:49.359	7	Mini Miglia
1	Aaron SMITH	<b>54.367</b>	10:13:43.726	8	Mini Miglia
98	Ian CURLEY	<b>54.149</b>	10:13:43.894	8	Mini Miglia
23	Rupert DEETH	<b>54.126</b>	10:20:04.974	15	Mini Miglia
23	Rupert DEETH	<b>53.979</b>	10:20:58.953	16	Mini Miglia

### Leader History

NO	NAME	FROM LAP	LAPS LED	DISTANCE	VEHICLE
1	Aaron SMITH	1	19	22.95 miles	Mini Miglia

# Mini Se7en Racing Club - The O-Plate Winter Shootout

## RACE 7 - STATISTICS

CLASS : Libre

2 Starters

### Fastest Lap History

NO	NAME	LAP TIME	TIME OF DAY	LAP	VEHICLE
595	Julian PROCTOR	1:06.693	10:04:29.841	1	Mini Libre
595	Julian PROCTOR	59.345	10:05:29.186	2	Mini Libre
595	Julian PROCTOR	58.220	10:12:55.983	7	Mini Libre
595	Julian PROCTOR	58.004	10:13:53.987	8	Mini Libre

### Leader History

NO	NAME	FROM LAP	LAPS LED	DISTANCE	VEHICLE
595	Julian PROCTOR	1	19	22.95 miles	Mini Libre

# Mini Se7en Racing Club - The O-Plate Winter Shootout

## RACE 7 - STATISTICS

CLASS : 7

3 Starters

### Fastest Lap History

NO	NAME	LAP TIME	TIME OF DAY	LAP	VEHICLE
20	Darren THOMAS	1:08.802	10:04:31.950	1	Mini Se7en
20	Darren THOMAS	1:00.026	10:05:31.976	2	Mini Se7en
0	Ross BILLISON	59.703	10:05:32.085	2	Mini Se7en
0	Ross BILLISON	59.274	10:12:58.013	7	Mini Se7en
0	Ross BILLISON	58.644	10:13:56.657	8	Mini Se7en
0	Ross BILLISON	58.563	10:15:54.260	10	Mini Se7en

### Leader History

NO	NAME	FROM LAP	LAPS LED	DISTANCE	VEHICLE
20	Darren THOMAS	1	6	7.24 miles	Mini Se7en
0	Ross BILLISON	7	12	14.49 miles	Mini Se7en

# Mini Se7en Racing Club - The O-Plate Winter Shootout

## RACE 7 - STATISTICS

CLASS : 7S

7 Starters

### Fastest Lap History

NO	NAME	LAP TIME	TIME OF DAY	LAP	VEHICLE
746	Oliver BIRKETT	<b>1:12.241</b>	10:04:35.389	1	Mini Se7en S
746	Oliver BIRKETT	<b>59.894</b>	10:05:35.283	2	Mini Se7en S
725	Frazer HACK	<b>59.668</b>	10:05:37.055	2	Mini Se7en S
746	Oliver BIRKETT	<b>59.490</b>	10:12:58.804	7	Mini Se7en S
725	Frazer HACK	<b>58.822</b>	10:13:01.212	7	Mini Se7en S

### Leader History


NO	NAME	FROM LAP	LAPS LED	DISTANCE	VEHICLE
746	Oliver BIRKETT	1	18	21.74 miles	Mini Se7en S



**Mini Se7en Racing Club - The O-Plate Winter Shootout**  
**RACE 13 - GRID (20 minutes)**

ROW 14	27	<b>765</b> Callum PERFECT	
ROW 13	25	<b>728</b> Alfie GLENIE	26 <b>736</b> Bertie WOOLLARD
ROW 12	23	<b>741</b> Joel WREN	24 <b>780</b> Bill SOLLIS
ROW 11	21	<b>725</b> Frazer HACK	22 <b>746</b> Oliver BIRKETT
ROW 10	19	<b>20</b> Darren THOMAS	
ROW 9	17	<b>0</b> Ross BILLISON	18 <b>78</b> Arnold DUNCAN
ROW 8			
ROW 7			
ROW 6	11	<b>595</b> Julian PROCTOR	12 <b>117</b> James BURROWS
ROW 5	9	<b>79</b> Scott KENDALL	
ROW 4	7	<b>84</b> Ryan TAYLOR	8 <b>91</b> Thorburn ASTIN
ROW 3	5	<b>76</b> Jo POLLEY	6 <b>8</b> Colin PEACOCK
ROW 2	3	<b>98</b> Ian CURLEY	4 <b>5</b> Phil BULLEN-BROWN
ROW 1	1	<b>1</b> Aaron SMITH	2 <b>23</b> Rupert DEETH

**Pole**



These results are provisional until the conclusion of any judicial and technical matters.

Brands Hatch Indy: 1.2079 miles

Clerk Of Course: Stacy Lawday	Stewards:	Timekeeper: Andrew Craker	
-------------------------------	-----------	---------------------------	---

Results can be found at [www.tsl-timing.com](http://www.tsl-timing.com)

Printed - 12:24 Sunday, 03 November 2024





# Mini Se7en Racing Club - The O-Plate Winter Shootout

## RACE 13 - CLASSIFICATION

Race Distance: 22 Laps / 26.57 miles

POS	NO	CL	PIC	NAME	ENTRY	LAPS	TIME	GAP	DIFF	MPH	BEST	ON	GRD	↑↓
1	1	Mig	1	Aaron SMITH	Mini Miglia	22	20:08.304			79.17	54.363	11	1	0
2	23	Mig	2	Rupert DEETH	Mini Miglia	22	20:08.465	0.161	0.161	79.16	54.031	9	2	0
3	98	Mig	3	Ian CURLEY	Mini Miglia	22	20:12.556	4.252	4.091	78.89	54.328	6	3	0
4	5	Mig	4	Phil BULLEN-BROWN	Mini Miglia	22	20:20.021	11.717	7.465	78.41	54.669	5	4	0
5	8	Mig	5	Colin PEACOCK	Mini Miglia	22	20:20.803	12.499	0.782	78.36	54.659	4	6	1
6	79	Mig	6	Scott KENDALL	Mini Miglia	22	20:23.422	15.118	2.619	78.19	54.871	13	9	3
7	76	Mig	7	Jo POLLEY	Mini Miglia	22	20:23.853	15.549	0.431	78.17	54.793	4	5	-2
8	84	Mig	8	Ryan TAYLOR	Mini Miglia	22	20:37.500	29.196	13.647	77.30	55.307	5	7	-1
9	595	Libre	1	Julian PROCTOR	Mini Libre	21	20:40.670	1 Lap	1 Lap	73.60	57.588	17	10	1
10	0	7	1	Ross BILLISON	Mini Se7en	21	20:50.749	1 Lap	10.079	73.01	58.599	13	12	2
11	20	7	2	Darren THOMAS	Mini Se7en	21	20:55.452	1 Lap	4.703	72.73	58.723	10	14	3
12	725	7S	1	Frazer HACK	Mini Se7en S	21	21:04.054	1 Lap	8.602	72.24	59.310	5	15	3
13	746	7S	2	Oliver BIRKETT	Mini Se7en S	21	21:04.169	1 Lap	0.115	72.23	58.994	7	16	3
14	741	7S	3	Joel WREN	Mini Se7en S	21	21:04.647	1 Lap	0.478	72.21	59.192	5	17	3
15	728	7S	4	Alfie GLENIE	Mini Se7en S	20	20:16.216	2 Laps	1 Lap	71.51	59.861	12	19	4
16	765	7S	5	Callum PERFECT	Mini Se7en S	20	20:19.287	2 Laps	3.071	71.33	59.838	16	21	5
17	736	7S	6	Bertie WOOLLARD	Mini Se7en S	20	20:19.379	2 Laps	0.092	71.32	59.916	12	20	3
18	780	7S	7	Bill SOLLIS	Mini Se7en S	20	20:29.155	2 Laps	9.776	70.75	1:00.328	15	18	0
19	117	Libre	2	James BURROWS	Mini Libre	18	20:53.748	4 Laps	2 Laps	62.43	1:03.460	14	11	-8

### NOT STARTED

NS	91	Mig		Thorburn ASTIN	Mini Miglia									8
NS	78	7		Arnold DUNCAN	Mini Se7en									13

### FASTEST LAP

23	Mig			Rupert DEETH	Mini Miglia	9	54.031		80.48 mph		129.52 kph			
595	Libre			Julian PROCTOR	Mini Libre	17	57.588		75.51 mph		121.52 kph			
0	7			Ross BILLISON	Mini Se7en	13	58.599		74.20 mph		119.42 kph			
746	7S			Oliver BIRKETT	Mini Se7en S	7	58.994		73.71 mph		118.62 kph			

Weather / Track : Overcast / Dry

These results are provisional until the conclusion of any judicial and technical matters.

Date: 03/11/2024 Start: 14:09 Finish: 14:29

Brands Hatch Indy: 1.2079 miles

Clerk Of Course: Stacy Lawday	Stewards:	Timekeeper: Andrew Craker	
-------------------------------	-----------	---------------------------	--

Results can be found at [www.tsl-timing.com](http://www.tsl-timing.com)

Printed - 14:30 Sunday, 03 November 2024



# Mini Se7en Racing Club - The O-Plate Winter Shootout

## RACE 13 - LAP CHART

LAP 1 @ 14:10:09.734			LAP 2 @ 14:11:04.472			LAP 3 @ 14:11:59.017			LAP 4 @ 14:12:53.754			LAP 5 @ 14:13:48.363		
NO	BEHIND	LAP TIME	NO	BEHIND	LAP TIME	NO	BEHIND	LAP TIME	NO	BEHIND	LAP TIME	NO	BEHIND	LAP TIME
1		1:01.891	1		54.738	1		54.545	1		54.737	1		54.609
98	0.183	1:02.074	98	0.406	54.961	98	0.464	54.603	98	0.406	54.679	98	1.067	55.270
23	0.322	1:02.213	23	0.763	55.179	23	0.566	54.348	23	0.482	54.653	23	1.184	55.311
5	0.800	1:02.691	5	1.171	55.109	5	1.636	55.010	5	1.902	55.003	5	1.962	54.669
8	1.499	1:03.390	8	2.316	55.555	8	2.870	55.099	8	2.792	54.659	8	3.325	55.142
84	1.907	1:03.798	84	3.056	55.887	84	3.910	55.399	79	4.360	55.125	79	5.002	55.251
79	2.364	1:04.255	79	3.467	55.841	79	3.972	55.050	76	4.459	54.793	76	5.111	55.261
76	2.547	1:04.438	76	3.638	55.829	76	4.403	55.310	84	5.056	55.883	84	5.754	55.307
595	4.291	1:06.182	595	7.864	58.311	595	11.579	58.260	117	1 Lap	1:12.840	595	19.633	58.751
0	6.720	1:08.611	0	11.428	59.446	0	16.558	59.675	595	15.491	58.649	117	1 Lap	1:09.237
20	7.287	1:09.178	725	12.430	59.756	20	17.504	59.503	0	21.155	59.334	0	25.794	59.248
725	7.412	1:09.303	20	12.546	59.997	725	17.531	59.646	20	22.101	59.334	20	26.439	58.947
746	7.653	1:09.544	746	12.859	59.944	746	17.951	59.637	725	22.549	59.755	725	27.250	59.310
741	7.795	1:09.686	741	13.080	1:00.023	741	18.128	59.593	741	23.333	59.942	741	27.916	59.192
780	8.988	1:10.879	780	14.641	1:00.391	728	21.568	1:01.383	746	23.572	1:00.358	746	28.031	59.068
728	9.344	1:11.235	728	14.730	1:00.124	780	22.139	1:02.043	728	26.978	1:00.147	728	32.375	1:00.006
736	9.365	1:11.256	736	15.168	1:00.541	736	22.296	1:01.673	780	28.105	1:00.703	780	34.482	1:00.986
765	9.886	1:11.777	765	15.690	1:00.542	765	22.321	1:01.176	765	28.312	1:00.728	765	34.499	1:00.796
117	24.332	1:26.223	117	42.821	1:13.227				736	28.427	1:00.868	736	35.358	1:01.540

# Mini Se7en Racing Club - The O-Plate Winter Shootout

## RACE 13 - LAP CHART

LAP 6 @ 14:14:42.751			LAP 7 @ 14:15:37.373			LAP 8 @ 14:16:31.903			LAP 9 @ 14:17:26.436			LAP 10 @ 14:18:21.294		
NO	BEHIND	LAP TIME	NO	BEHIND	LAP TIME	NO	BEHIND	LAP TIME	NO	BEHIND	LAP TIME	NO	BEHIND	LAP TIME
1		54.388	1		54.622	1		54.530	1		54.533	1		54.858
98	1.007	54.328	23	0.910	54.466	23	0.551	54.171	23	0.049	54.031	23	0.878	55.687
23	1.066	54.270	98	1.341	54.956	98	1.313	54.502	98	1.393	54.613	98	1.067	54.532
5	2.305	54.731	5	2.469	54.786	5	2.635	54.696	5	2.979	54.877	5	2.986	54.865
8	3.800	54.863	8	4.025	54.847	8	4.498	55.003	8	5.405	55.440	736	1 Lap	1:00.107
79	5.758	55.144	76	6.650	55.421	76	7.073	54.953	76	8.037	55.497	765	1 Lap	1:00.226
76	5.851	55.128	79	6.747	55.611	79	7.165	54.948	79	8.201	55.569	8	5.490	54.943
84	6.808	55.442	84	7.572	55.386	84	8.603	55.561	84	9.505	55.435	780	1 Lap	1:01.595
595	24.410	59.165	595	28.758	58.970	595	33.946	59.718	117	2 Laps	1:12.909	76	8.202	55.023
0	30.670	59.264	0	35.065	59.017	0	39.553	59.018	595	38.790	59.377	79	8.312	54.969
20	31.461	59.410	20	35.806	58.967	20	40.231	58.955	0	43.972	58.952	84	10.141	55.494
725	32.257	59.395	725	37.032	59.397	725	41.940	59.438	20	44.500	58.802	117	2 Laps	1:06.512
746	32.918	59.275	746	37.290	58.994	746	42.019	59.259	725	47.258	59.851	595	42.818	58.886
741	33.392	59.864	741	37.990	59.220	741	42.715	59.255	746	47.308	59.822	0	47.970	58.856
117	1 Lap	1:09.076	728	43.324	1:00.088	728	48.903	1:00.109	741	47.622	59.440	20	48.365	58.723
728	37.858	59.871	765	46.709	1:00.679	736	52.494	1:00.234	728	54.252	59.882	725	53.208	1:00.808
765	40.652	1:00.541	736	46.790	1:00.043	765	52.591	1:00.412				741	53.638	1:00.874
780	41.249	1:01.155	780	47.752	1:01.125	780	53.809	1:00.587				746	54.067	1:01.617
736	41.369	1:00.399	117	1 Lap	1:08.411									



# Mini Se7en Racing Club - The O-Plate Winter Shootout

## RACE 13 - LAP CHART

LAP 11 @ 14:19:15.657			LAP 12 @ 14:20:10.111			LAP 13 @ 14:21:04.541			LAP 14 @ 14:21:59.132			LAP 15 @ 14:22:53.920		
NO	BEHIND	LAP TIME	NO	BEHIND	LAP TIME	NO	BEHIND	LAP TIME	NO	BEHIND	LAP TIME	NO	BEHIND	LAP TIME
1		54.363	1		54.454	1		54.430	1		54.591	23		54.678
23	0.704	54.189	23	0.557	54.307	23	0.392	54.265	23	0.110	54.309	1	0.024	54.812
98	1.143	54.439	98	1.751	55.062	98	2.170	54.849	595	1 Lap	1:00.591	98	2.215	54.646
5	3.610	54.987	725	1 Lap	59.653	0	1 Lap	59.583	98	2.357	54.778	595	1 Lap	58.747
728	1 Lap	1:00.861	5	4.484	55.328	20	1 Lap	59.862	5	5.900	55.295	5	6.473	55.361
8	6.295	55.168	741	1 Lap	1:00.008	5	5.196	55.142	0	1 Lap	58.599	8	9.709	55.251
736	1 Lap	1:00.325	746	1 Lap	1:00.133	117	3 Laps	1:10.715	20	1 Lap	59.567	0	1 Lap	58.703
765	1 Lap	1:00.243	8	6.674	54.833	8	8.145	55.901	8	9.246	55.692	76	11.621	55.180
76	9.542	55.703	76	10.051	54.963	725	1 Lap	59.893	76	11.229	55.215	79	11.701	55.143
79	9.671	55.722	79	10.359	55.142	741	1 Lap	59.807	79	11.346	55.137	20	1 Lap	59.402
84	11.546	55.768	728	1 Lap	1:00.031	746	1 Lap	59.412	725	1 Lap	59.863	84	18.871	56.811
780	1 Lap	1:00.741	84	13.512	56.420	76	10.605	54.984	741	1 Lap	59.406	725	1 Lap	59.476
117	2 Laps	1:13.774	736	1 Lap	1:00.682	79	10.800	54.871	746	1 Lap	59.457	746	1 Lap	59.695
595	47.222	58.767	765	1 Lap	1:00.693	84	15.044	55.962	84	16.848	56.395	741	1 Lap	1:00.118
0	52.945	59.338	780	1 Lap	1:00.596	728	1 Lap	59.861	117	3 Laps	1:09.265	728	1 Lap	1:00.630
20	53.072	59.070	595	50.771	58.003	736	1 Lap	59.916	728	1 Lap	59.950	117	3 Laps	1:05.897
						765	1 Lap	59.987	765	1 Lap	1:00.153	736	1 Lap	1:00.125
						780	1 Lap	1:00.533	736	1 Lap	1:00.448	765	1 Lap	1:00.509
									780	1 Lap	1:00.389	780	1 Lap	1:00.372

# Mini Se7en Racing Club - The O-Plate Winter Shootout

## RACE 13 - LAP CHART

LAP 16 @ 14:23:48.625			LAP 17 @ 14:24:43.331			LAP 18 @ 14:25:38.040			LAP 19 @ 14:26:32.686			LAP 20 @ 14:27:27.081		
NO	BEHIND	LAP TIME	NO	BEHIND	LAP TIME	NO	BEHIND	LAP TIME	NO	BEHIND	LAP TIME	NO	BEHIND	LAP TIME
1		54.681	1		54.706	1		54.709	1		54.646	1		54.395
23	0.079	54.784	23	0.001	54.628	23	0.028	54.736	23	0.063	54.681	23	0.052	54.384
98	2.220	54.710	98	2.268	54.754	98	2.232	54.673	98	2.395	54.809	98	2.710	54.710
5	7.079	55.311	5	8.214	55.841	5	8.840	55.335	5	9.324	55.130	780	2 Laps	1:02.549
8	10.138	55.134	8	10.380	54.948	8	10.475	54.804	117	4 Laps	1:08.303	5	10.374	55.445
595	1 Lap	58.739	79	12.211	55.050	79	12.521	55.019	8	11.046	55.217	8	11.839	55.188
76	11.781	54.865	76	12.517	55.442	76	12.804	54.996	79	12.990	55.115	79	13.677	55.082
79	11.867	54.871	595	1 Lap	58.934	595	1 Lap	57.588	76	13.145	54.987	76	13.884	55.134
0	1 Lap	58.939	0	1 Lap	58.844	84	21.699	55.524	595	1 Lap	58.493	117	4 Laps	1:07.031
20	1 Lap	59.172	84	20.884	55.864	0	1 Lap	59.189	84	22.608	55.555	84	24.164	55.951
84	19.726	55.560	20	1 Lap	59.322	20	1 Lap	59.402	0	1 Lap	58.815	595	1 Lap	58.602
725	1 Lap	59.604	725	1 Lap	59.457	725	1 Lap	59.694	20	1 Lap	59.397	0	1 Lap	58.862
746	1 Lap	59.200	746	1 Lap	59.292	746	1 Lap	59.672	725	1 Lap	59.911	20	1 Lap	59.483
741	1 Lap	59.412	741	1 Lap	59.419	741	1 Lap	59.468	746	1 Lap	59.944	725	1 Lap	1:00.382
728	1 Lap	1:00.123	728	1 Lap	1:00.235	728	1 Lap	1:00.172	741	1 Lap	59.990	741	1 Lap	59.940
736	1 Lap	1:00.274	736	1 Lap	59.926	736	1 Lap	59.974	728	1 Lap	1:00.361	746	1 Lap	1:00.473
765	1 Lap	1:00.164	765	1 Lap	59.838	765	1 Lap	1:00.111	765	1 Lap	1:00.084			
780	1 Lap	1:00.328	780	1 Lap	1:00.559	780	1 Lap	1:00.728	736	1 Lap	1:00.364			
117	3 Laps	1:04.658	117	3 Laps	1:03.460									

# Mini Se7en Racing Club - The O-Plate Winter Shootout

## RACE 13 - LAP CHART

LAP 21 @ 14:28:21.641			LAP 22 @ 14:29:16.147		
NO	BEHIND	LAP TIME	NO	BEHIND	LAP TIME
1		54.560	1		54.506
23	0.026	54.534	23	0.161	54.641
728	2 Laps	1:00.283	98	4.252	55.106
98	3.652	55.502	728	2 Laps	1:00.864
765	2 Laps	1:00.538	765	2 Laps	1:00.090
736	2 Laps	1:00.573	736	2 Laps	1:00.111
5	11.066	55.252	5	11.717	55.157
8	12.133	54.854	8	12.499	54.872
780	2 Laps	1:01.454	79	15.118	55.250
79	14.374	55.257	76	15.549	55.368
76	14.687	55.363	780	2 Laps	1:01.442
84	26.786	57.182	84	29.196	56.916
595	1 Lap	58.331	595	1 Lap	57.606
117	4 Laps	1:06.286	0	1 Lap	59.532
0	1 Lap	58.924	117	4 Laps	1:05.924
20	1 Lap	59.316	20	1 Lap	59.643
725	1 Lap	59.863	725	1 Lap	59.599
746	1 Lap	1:00.076	746	1 Lap	59.297
741	1 Lap	1:00.591	741	1 Lap	59.399

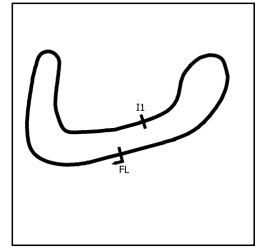
# Mini Se7en Racing Club - The O-Plate Winter Shootout

## RACE 13 - POSITION CHART

No	Name	Lap Pos																						
			1	2	3	4	5	6	7	8	9	10	11	12	13	14	15	16	17	18	19	20	21	22
1	SMITH	1	1	1	1	1	1	1	1	1	1	1	1	1	1	1	23	1	1	1	1	1	1	
23	DEETH	2	98	98	98	98	98	98	23	23	23	23	23	23	23	23	1	23	23	23	23	23	23	
98	CURLEY	3	23	23	23	23	23	23	98	98	98	98	98	98	98	98	98	98	98	98	98	98	98	
5	BULLEN-BROWN	4	5	5	5	5	5	5	5	5	5	5	5	5	5	5	5	5	5	5	5	5	5	
76	POLLEY	5	8	8	8	8	8	8	8	8	8	8	8	8	8	8	8	8	8	8	8	8	8	
8	PEACOCK	6	84	84	84	79	79	79	76	76	76	76	76	76	76	76	76	76	79	79	79	79	79	
84	TAYLOR	7	79	79	79	76	76	76	79	79	79	79	79	79	79	79	79	79	79	76	76	76	76	
91	ASTIN	8	76	76	76	84	84	84	84	84	84	84	84	84	84	84	84	84	84	84	84	84	84	
79	KENDALL	9	595	595	595	595	595	595	595	595	595	595	595	595	595	595	595	595	595	595	595	595	595	
595	PROCTOR	10	0	0	0	0	0	0	0	0	0	0	0	0	0	0	0	0	0	0	0	0	0	
117	BURROWS	11	20	725	20	20	20	20	20	20	20	20	20	20	20	20	20	20	20	20	20	20	20	
0	BILLISON	12	725	20	725	725	725	725	725	725	725	725	725	725	725	725	725	725	725	725	725	725	725	
78	DUNCAN	13	746	746	746	741	741	746	746	746	746	741	741	741	741	741	746	746	746	746	746	741	746	
20	THOMAS	14	741	741	741	746	746	741	741	741	741	746	746	746	746	741	741	741	741	741	746	741	741	
725	HACK	15	780	780	728	728	728	728	728	728	728	728	728	728	728	728	728	728	728	728	728	728	728	
746	BIRKETT	16	728	728	780	780	780	765	765	736	736	736	736	736	765	736	736	736	736	765	765	765	765	
741	WREN	17	736	736	736	765	765	780	736	765	765	765	765	765	736	765	765	765	765	736	736	736	736	
780	SOLLIS	18	765	765	765	736	736	736	780	780	780	780	780	780	780	780	780	780	780	780	780	780	780	
728	GLENIE	19	117	117	117	117	117	117	117	117	117	117	117	117	117	117	117	117	117	117	117	117	117	
736	WOOLLARD	20																						
765	PERFECT	21																						

# Mini Se7en Racing Club - The O-Plate Winter Shootout

## RACE 13 - SECTOR ANALYSIS



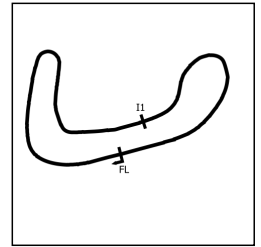
SECTOR 1 = FL to I1, SECTOR 2 = I1 to FL, DIFF = Difference To Personal Best Lap, P = Crossed Finish Line in Pit Lane, D = Time Disallowed

P1		1 Mig		Aaron SMITH		Mini Miglia	
IDEAL LAP TIME : 54.071		BEST LAP TIME : 54.363		DIFFERENCE : 0.292			
LAP	SECTOR 1	SECTOR 2	LAP TIME	MPH	DIFF	TIME OF DAY	
1 -		22.382	1:01.891	70.26	7.528	14:10:09.734	
2 -	32.563	22.175	54.738	79.44	0.375	14:11:04.472	
3 -	32.277	22.268	54.545	79.72	0.182	14:11:59.017	
4 -	32.228	22.509	54.737	79.44	0.374	14:12:53.754	
5 -	32.374	22.235	54.609	79.63	0.246	14:13:48.363	
6 -	<b>32.138</b>	22.250	54.388 (2)	79.95	0.025	14:14:42.751	
7 -	32.445	22.177	54.622	79.61	0.259	14:15:37.373	
8 -	32.332	22.198	54.530	79.74	0.167	14:16:31.903	
9 -	32.467	22.066	54.533	79.74	0.170	14:17:26.436	
10 -	32.699	22.159	54.858	79.27	0.495	14:18:21.294	
11 -	32.293	22.070	<b>54.363 (1)</b>	<b>79.99</b>		<b>14:19:15.657</b>	
12 -	32.402	22.052	54.454	79.85	0.091	14:20:10.111	
13 -	32.275	22.155	54.430	79.89	0.067	14:21:04.541	
14 -	32.205	22.386	54.591	79.65	0.228	14:21:59.132	
15 -	32.603	22.209	54.812	79.33	0.449	14:22:53.944	
16 -	32.585	22.096	54.681	79.52	0.318	14:23:48.625	
17 -	32.598	22.108	54.706	79.49	0.343	14:24:43.331	
18 -	32.597	22.112	54.709	79.48	0.346	14:25:38.040	
19 -	32.551	22.095	54.646	79.57	0.283	14:26:32.686	
20 -	32.462	<b>21.933</b>	54.395 (3)	79.94	0.032	14:27:27.081	
21 -	32.419	22.141	54.560	79.70	0.197	14:28:21.641	
22 -	32.408	22.098	54.506	79.78	0.143	14:29:16.147	

P2		23 Mig		Rupert DEETH		Mini Miglia	
IDEAL LAP TIME : 54.031		BEST LAP TIME : 54.031		DIFFERENCE : 0.000			
LAP	SECTOR 1	SECTOR 2	LAP TIME	MPH	DIFF	TIME OF DAY	
1 -		22.286	1:02.213	69.89	8.182	14:10:10.056	
2 -	33.119	22.060	55.179	78.80	1.148	14:11:05.235	
3 -	32.400	21.948	54.348	80.01	0.317	14:11:59.583	
4 -	32.595	22.058	54.653	79.56	0.622	14:12:54.236	
5 -	33.369	21.942	55.311	78.62	1.280	14:13:49.547	
6 -	32.400	21.870	54.270	80.12	0.239	14:14:43.817	
7 -	32.571	21.895	54.466	79.84	0.435	14:15:38.283	
8 -	32.341	21.830	54.171 (2)	80.27	0.140	14:16:32.454	
9 -	<b>32.249</b>	<b>21.782</b>	<b>54.031 (1)</b>	<b>80.48</b>		<b>14:17:26.485</b>	
10 -	33.458	22.229	55.687	78.09	1.656	14:18:22.172	
11 -	32.253	21.936	54.189 (3)	80.24	0.158	14:19:16.361	
12 -	32.288	22.019	54.307	80.07	0.276	14:20:10.668	
13 -	32.385	21.880	54.265	80.13	0.234	14:21:04.933	
14 -	32.256	22.053	54.309	80.07	0.278	14:21:59.242	
15 -	32.755	21.923	54.678	79.53	0.647	14:22:53.920	
16 -	32.838	21.946	54.784	79.37	0.753	14:23:48.704	
17 -	32.706	21.922	54.628	79.60	0.597	14:24:43.332	
18 -	32.875	21.861	54.736	79.44	0.705	14:25:38.068	
19 -	32.753	21.928	54.681	79.52	0.650	14:26:32.749	
20 -	32.573	21.811	54.384	79.96	0.353	14:27:27.133	
21 -	32.630	21.904	54.534	79.74	0.503	14:28:21.667	
22 -	32.718	21.923	54.641	79.58	0.610	14:29:16.308	

# Mini Se7en Racing Club - The O-Plate Winter Shootout

## RACE 13 - SECTOR ANALYSIS



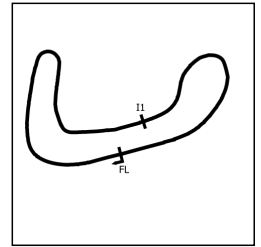
SECTOR 1 = FL to I1, SECTOR 2 = I1 to FL, DIFF = Difference To Personal Best Lap, P = Crossed Finish Line in Pit Lane, D = Time Disallowed

P3 98 Mig Ian CURLEY			Mini Miglia			
IDEAL LAP TIME : 54.195		BEST LAP TIME : 54.328		DIFFERENCE : 0.133		
LAP	SECTOR 1	SECTOR 2	LAP TIME	MPH	DIFF	TIME OF DAY
1 -		22.480	1:02.074	70.05	7.746	14:10:09.917
2 -	32.739	22.222	54.961	79.12	0.633	14:11:04.878
3 -	32.470	22.133	54.603	79.64	0.275	14:11:59.481
4 -	32.458	22.221	54.679	79.52	0.351	14:12:54.160
5 -	33.088	22.182	55.270	78.67	0.942	14:13:49.430
6 -	<b>32.202</b>	22.126	<b>54.328 (1)</b>	<b>80.04</b>		<b>14:14:43.758</b>
7 -	32.960	21.996	54.956	79.12	0.628	14:15:38.714
8 -	32.509	<b>21.993</b>	54.502 (3)	79.78	0.174	14:16:33.216
9 -	32.358	22.255	54.613	79.62	0.285	14:17:27.829
10 -	32.360	22.172	54.532	79.74	0.204	14:18:22.361
11 -	32.409	22.030	54.439 (2)	79.88	0.111	14:19:16.800
12 -	32.783	22.279	55.062	78.97	0.734	14:20:11.862
13 -	32.380	22.469	54.849	79.28	0.521	14:21:06.711
14 -	32.558	22.220	54.778	79.38	0.450	14:22:01.489
15 -	32.334	22.312	54.646	79.57	0.318	14:22:56.135
16 -	32.524	22.186	54.710	79.48	0.382	14:23:50.845
17 -	32.411	22.343	54.754	79.42	0.426	14:24:45.599
18 -	32.454	22.219	54.673	79.53	0.345	14:25:40.272
19 -	32.560	22.249	54.809	79.34	0.481	14:26:35.081
20 -	32.561	22.149	54.710	79.48	0.382	14:27:29.791
21 -	32.784	22.718	55.502	78.35	1.174	14:28:25.293
22 -	32.697	22.409	55.106	78.91	0.778	14:29:20.399

P4 5 Mig Phil BULLEN-BROWN			Mini Miglia			
IDEAL LAP TIME : 54.513		BEST LAP TIME : 54.669		DIFFERENCE : 0.156		
LAP	SECTOR 1	SECTOR 2	LAP TIME	MPH	DIFF	TIME OF DAY
1 -		22.459	1:02.691	69.36	8.022	14:10:10.534
2 -	33.053	<b>22.056</b>	55.109	78.90	0.440	14:11:05.643
3 -	32.720	22.290	55.010	79.05	0.341	14:12:00.653
4 -	32.719	22.284	55.003	79.06	0.334	14:12:55.656
5 -	32.511	22.158	<b>54.669 (1)</b>	<b>79.54</b>		<b>14:13:50.325</b>
6 -	32.487	22.244	54.731 (3)	79.45	0.062	14:14:45.056
7 -	32.585	22.201	54.786	79.37	0.117	14:15:39.842
8 -	<b>32.457</b>	22.239	54.696 (2)	79.50	0.027	14:16:34.538
9 -	32.580	22.297	54.877	79.24	0.208	14:17:29.415
10 -	32.558	22.307	54.865	79.26	0.196	14:18:24.280
11 -	32.470	22.517	54.987	79.08	0.318	14:19:19.267
12 -	32.569	22.759	55.328	78.59	0.659	14:20:14.595
13 -	32.748	22.394	55.142	78.86	0.473	14:21:09.737
14 -	32.847	22.448	55.295	78.64	0.626	14:22:05.032
15 -	33.009	22.352	55.361	78.54	0.692	14:23:00.393
16 -	32.804	22.507	55.311	78.62	0.642	14:23:55.704
17 -	33.261	22.580	55.841	77.87	1.172	14:24:51.545
18 -	32.939	22.396	55.335	78.58	0.666	14:25:46.880
19 -	32.756	22.374	55.130	78.87	0.461	14:26:42.010
20 -	32.825	22.620	55.445	78.43	0.776	14:27:37.455
21 -	32.567	22.685	55.252	78.70	0.583	14:28:32.707
22 -	32.817	22.340	55.157	78.84	0.488	14:29:27.864

# Mini Se7en Racing Club - The O-Plate Winter Shootout

## RACE 13 - SECTOR ANALYSIS



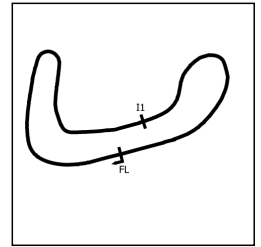
SECTOR 1 = FL to I1, SECTOR 2 = I1 to FL, DIFF = Difference To Personal Best Lap, P = Crossed Finish Line in Pit Lane, D = Time Disallowed

P5 8 Mig Colin PEACOCK			Mini Miglia			
IDEAL LAP TIME : 54.544		BEST LAP TIME : 54.659		DIFFERENCE : 0.115		
LAP	SECTOR 1	SECTOR 2	LAP TIME	MPH	DIFF	TIME OF DAY
1 -		22.659	1:03.390	68.60	8.731	14:10:11.233
2 -	33.083	22.472	55.555	78.27	0.896	14:11:06.788
3 -	32.741	22.358	55.099	78.92	0.440	14:12:01.887
<b>4 -</b>	<b>32.545</b>	<b>22.114</b>	<b>54.659 (1)</b>	<b>79.55</b>		<b>14:12:56.546</b>
5 -	32.801	22.341	55.142	78.86	0.483	14:13:51.688
6 -	32.615	22.248	54.863	79.26	0.204	14:14:46.551
7 -	32.612	22.235	54.847	79.28	0.188	14:15:41.398
8 -	32.728	22.275	55.003	79.06	0.344	14:16:36.401
9 -	33.088	22.352	55.440	78.43	0.781	14:17:31.841
10 -	<b>32.430</b>	22.513	54.943	79.14	0.284	14:18:26.784
11 -	32.847	22.321	55.168	78.82	0.509	14:19:21.952
12 -	32.514	22.319	54.833 (3)	79.30	0.174	14:20:16.785
13 -	32.959	22.942	55.901	77.79	1.242	14:21:12.686
14 -	33.246	22.446	55.692	78.08	1.033	14:22:08.378
15 -	32.842	22.409	55.251	78.70	0.592	14:23:03.629
16 -	32.746	22.388	55.134	78.87	0.475	14:23:58.763
17 -	32.637	22.311	54.948	79.14	0.289	14:24:53.711
18 -	32.507	22.297	54.804 (2)	79.34	0.145	14:25:48.515
19 -	32.594	22.623	55.217	78.75	0.558	14:26:43.732
20 -	32.731	22.457	55.188	78.79	0.529	14:27:38.920
21 -	32.495	22.359	54.854	79.27	0.195	14:28:33.774
22 -	32.535	22.337	54.872	79.24	0.213	14:29:28.646

P6 79 Mig Scott KENDALL			Mini Miglia			
IDEAL LAP TIME : 54.504		BEST LAP TIME : 54.871		DIFFERENCE : 0.367		
LAP	SECTOR 1	SECTOR 2	LAP TIME	MPH	DIFF	TIME OF DAY
1 -		22.594	1:04.255	67.67	9.384	14:10:12.098
2 -	33.543	22.298	55.841	77.87	0.970	14:11:07.939
3 -	32.858	22.192	55.050	78.99	0.179	14:12:02.989
4 -	33.059	22.066	55.125	78.88	0.254	14:12:58.114
5 -	32.895	22.356	55.251	78.70	0.380	14:13:53.365
6 -	32.876	22.268	55.144	78.85	0.273	14:14:48.509
7 -	33.480	22.131	55.611	78.19	0.740	14:15:44.120
8 -	33.086	<b>21.862</b>	54.948 (3)	79.14	0.077	14:16:39.068
9 -	32.923	22.646	55.569	78.25	0.698	14:17:34.637
10 -	32.856	22.113	54.969	79.11	0.098	14:18:29.606
11 -	33.429	22.293	55.722	78.04	0.851	14:19:25.328
12 -	32.844	22.298	55.142	78.86	0.271	14:20:20.470
<b>13 -</b>	<b>32.642</b>	22.229	<b>54.871 (1)</b>	<b>79.25</b>		<b>14:21:15.341</b>
14 -	33.224	21.913	55.137	78.86	0.266	14:22:10.478
15 -	32.949	22.194	55.143	78.86	0.272	14:23:05.621
<b>16 -</b>	32.821	22.050	<b>54.871 (1)</b>	<b>79.25</b>		<b>14:24:00.492</b>
17 -	32.851	22.199	55.050	78.99	0.179	14:24:55.542
18 -	32.764	22.255	55.019	79.03	0.148	14:25:50.561
19 -	32.859	22.256	55.115	78.90	0.244	14:26:45.676
20 -	32.856	22.226	55.082	78.94	0.211	14:27:40.758
21 -	33.077	22.180	55.257	78.69	0.386	14:28:36.015
22 -	32.953	22.297	55.250	78.70	0.379	14:29:31.265

# Mini Se7en Racing Club - The O-Plate Winter Shootout

## RACE 13 - SECTOR ANALYSIS



SECTOR 1 = FL to I1, SECTOR 2 = I1 to FL, DIFF = Difference To Personal Best Lap, P = Crossed Finish Line in Pit Lane, D = Time Disallowed

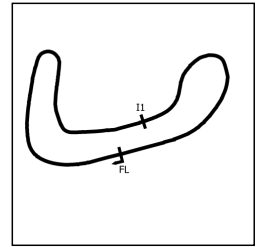
P7 76 Mig Jo POLLEY			Mini Miglia			
IDEAL LAP TIME : 54.562		BEST LAP TIME : 54.793		DIFFERENCE : 0.231		
LAP	SECTOR 1	SECTOR 2	LAP TIME	MPH	DIFF	TIME OF DAY
1 -		22.483	1:04.438	67.48	9.645	14:10:12.281
2 -	33.623	22.206	55.829	77.89	1.036	14:11:08.110
3 -	33.039	22.271	55.310	78.62	0.517	14:12:03.420
<b>4 -</b>	<b>32.806</b>	<b>21.987</b>	<b>54.793 (1)</b>	<b>79.36</b>		<b>14:12:58.213</b>
5 -	33.166	22.095	55.261	78.69	0.468	14:13:53.474
6 -	33.071	22.057	55.128	78.88	0.335	14:14:48.602
7 -	33.139	22.282	55.421	78.46	0.628	14:15:44.023
8 -	32.889	22.064	54.953 (3)	79.13	0.160	14:16:38.976
9 -	32.730	22.767	55.497	78.35	0.704	14:17:34.473
10 -	32.845	22.178	55.023	79.03	0.230	14:18:29.496
11 -	33.383	22.320	55.703	78.06	0.910	14:19:25.199
12 -	32.770	22.193	54.963	79.11	0.170	14:20:20.162
13 -	32.676	22.308	54.984	79.08	0.191	14:21:15.146
14 -	32.947	22.268	55.215	78.75	0.422	14:22:10.361
15 -	32.902	22.278	55.180	78.80	0.387	14:23:05.541
16 -	<b>32.600</b>	22.265	54.865 (2)	79.26	0.072	14:24:00.406
17 -	33.331	22.111	55.442	78.43	0.649	14:24:55.848
18 -	32.882	22.114	54.996	79.07	0.203	14:25:50.844
19 -	32.874	22.113	54.987	79.08	0.194	14:26:45.831
20 -	33.172	<b>21.962</b>	55.134	78.87	0.341	14:27:40.965
21 -	33.121	22.242	55.363	78.54	0.570	14:28:36.328
22 -	33.059	22.309	55.368	78.54	0.575	14:29:31.696

P8 84 Mig Ryan TAYLOR			Mini Miglia			
IDEAL LAP TIME : 55.122		BEST LAP TIME : 55.307		DIFFERENCE : 0.185		
LAP	SECTOR 1	SECTOR 2	LAP TIME	MPH	DIFF	TIME OF DAY
1 -		22.718	1:03.798	68.16	8.491	14:10:11.641
2 -	33.383	22.504	55.887	77.81	0.580	14:11:07.528
3 -	<b>32.898</b>	22.501	55.399 (3)	78.49	0.092	14:12:02.927
4 -	33.659	<b>22.224</b>	55.883	77.81	0.576	14:12:58.810
<b>5 -</b>	32.972	22.335	<b>55.307 (1)</b>	<b>78.62</b>		<b>14:13:54.117</b>
6 -	33.085	22.357	55.442	78.43	0.135	14:14:49.559
7 -	33.141	22.245	55.386 (2)	78.51	0.079	14:15:44.945
8 -	33.068	22.493	55.561	78.26	0.254	14:16:40.506
9 -	32.943	22.492	55.435	78.44	0.128	14:17:35.941
10 -	33.128	22.366	55.494	78.36	0.187	14:18:31.435
11 -	33.226	22.542	55.768	77.97	0.461	14:19:27.203
12 -	33.725	22.695	56.420	77.07	1.113	14:20:23.623
13 -	33.202	22.760	55.962	77.70	0.655	14:21:19.585
14 -	33.279	23.116	56.395	77.10	1.088	14:22:15.980
15 -	33.532	23.279	56.811	76.54	1.504	14:23:12.791
16 -	33.144	22.416	55.560	78.26	0.253	14:24:08.351
17 -	33.339	22.525	55.864	77.84	0.557	14:25:04.215
18 -	32.944	22.580	55.524	78.31	0.217	14:25:59.739
19 -	32.991	22.564	55.555	78.27	0.248	14:26:55.294
20 -	33.372	22.579	55.951	77.72	0.644	14:27:51.245
21 -	34.486	22.696	57.182	76.04	1.875	14:28:48.427
22 -	33.732	23.184	56.916	76.40	1.609	14:29:45.343



# Mini Se7en Racing Club - The O-Plate Winter Shootout

## RACE 13 - SECTOR ANALYSIS



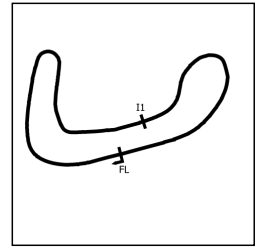
SECTOR 1 = FL to I1, SECTOR 2 = I1 to FL, DIFF = Difference To Personal Best Lap, P = Crossed Finish Line in Pit Lane, D = Time Disallowed

<b>P9</b>		<b>595 Libre</b>	<b>Julian PROCTOR</b>	<b>Mini Libre</b>			
IDEAL LAP TIME : 57.446		BEST LAP TIME : 57.588		DIFFERENCE : 0.142			
LAP	SECTOR 1	SECTOR 2	LAP TIME	MPH	DIFF	TIME OF DAY	
1 -		23.637	1:06.182	65.70	8.594	14:10:14.025	
2 -	34.442	23.869	58.311	74.57	0.723	14:11:12.336	
3 -	34.464	23.796	58.260	74.64	0.672	14:12:10.596	
4 -	34.872	23.777	58.649	74.14	1.061	14:13:09.245	
5 -	34.897	23.854	58.751	74.01	1.163	14:14:07.996	
6 -	35.162	24.003	59.165	73.49	1.577	14:15:07.161	
7 -	35.088	23.882	58.970	73.74	1.382	14:16:06.131	
8 -	35.519	24.199	59.718	72.81	2.130	14:17:05.849	
9 -	35.386	23.991	59.377	73.23	1.789	14:18:05.226	
10 -	35.254	23.632	58.886	73.84	1.298	14:19:04.112	
11 -	35.194	23.573	58.767	73.99	1.179	14:20:02.879	
12 -	34.383	23.620	58.003 (3)	74.97	0.415	14:21:00.882	
13 -	35.869	24.722	1:00.591	71.76	3.003	14:22:01.473	
14 -	34.734	24.013	58.747	74.02	1.159	14:23:00.220	
15 -	34.810	23.929	58.739	74.03	1.151	14:23:58.959	
16 -	35.691	<b>23.243</b>	58.934	73.78	1.346	14:24:57.893	
<b>17 -</b>	34.230	23.358	<b>57.588 (1)</b>	<b>75.51</b>		<b>14:25:55.481</b>	
18 -	34.944	23.549	58.493	74.34	0.905	14:26:53.974	
19 -	35.094	23.508	58.602	74.20	1.014	14:27:52.576	
20 -	34.966	23.365	58.331	74.55	0.743	14:28:50.907	
21 -	<b>34.203</b>	23.403	57.606 (2)	75.48	0.018	14:29:48.513	

<b>P10</b>		<b>0 7</b>	<b>Ross BILLISON</b>	<b>Mini Se7en</b>			
IDEAL LAP TIME : 58.549		BEST LAP TIME : 58.599		DIFFERENCE : 0.050			
LAP	SECTOR 1	SECTOR 2	LAP TIME	MPH	DIFF	TIME OF DAY	
1 -		24.311	1:08.611	63.38	10.012	14:10:16.454	
2 -	35.265	24.181	59.446	73.15	0.847	14:11:15.900	
3 -	35.473	24.202	59.675	72.87	1.076	14:12:15.575	
4 -	35.233	24.101	59.334	73.29	0.735	14:13:14.909	
5 -	35.172	24.076	59.248	73.39	0.649	14:14:14.157	
6 -	35.116	24.148	59.264	73.37	0.665	14:15:13.421	
7 -	34.927	24.090	59.017	73.68	0.418	14:16:12.438	
8 -	34.734	24.284	59.018	73.68	0.419	14:17:11.456	
9 -	34.954	23.998	58.952	73.76	0.353	14:18:10.408	
10 -	34.816	24.040	58.856	73.88	0.257	14:19:09.264	
11 -	35.079	24.259	59.338	73.28	0.739	14:20:08.602	
12 -	35.556	24.027	59.583	72.98	0.984	14:21:08.185	
<b>13 -</b>	<b>34.621</b>	23.978	<b>58.599 (1)</b>	<b>74.20</b>		<b>14:22:06.784</b>	
14 -	34.755	23.948	58.703 (2)	74.07	0.104	14:23:05.487	
15 -	34.993	23.946	58.939	73.78	0.340	14:24:04.426	
16 -	34.872	23.972	58.844	73.90	0.245	14:25:03.270	
17 -	35.209	23.980	59.189	73.46	0.590	14:26:02.459	
18 -	34.754	24.061	58.815 (3)	73.93	0.216	14:27:01.274	
19 -	34.934	<b>23.928</b>	58.862	73.87	0.263	14:28:00.136	
20 -	34.898	24.026	58.924	73.80	0.325	14:28:59.060	
21 -	35.129	24.403	59.532	73.04	0.933	14:29:58.592	

# Mini Se7en Racing Club - The O-Plate Winter Shootout

## RACE 13 - SECTOR ANALYSIS



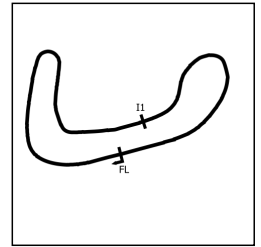
SECTOR 1 = FL to I1, SECTOR 2 = I1 to FL, DIFF = Difference To Personal Best Lap, P = Crossed Finish Line in Pit Lane, D = Time Disallowed

P11 20 7		Darren THOMAS		Mini Se7en		
IDEAL LAP TIME : 58.669		BEST LAP TIME : 58.723		DIFFERENCE : 0.054		
LAP	SECTOR 1	SECTOR 2	LAP TIME	MPH	DIFF	TIME OF DAY
1 -		24.613	1:09.178	62.86	10.455	14:10:17.021
2 -	35.591	24.406	59.997	72.48	1.274	14:11:17.018
3 -	35.504	23.999	59.503	73.08	0.780	14:12:16.521
4 -	35.457	23.877	59.334	73.29	0.611	14:13:15.855
5 -	35.013	23.934	58.947 (3)	73.77	0.224	14:14:14.802
6 -	35.051	24.359	59.410	73.19	0.687	14:15:14.212
7 -	35.000	23.967	58.967	73.74	0.244	14:16:13.179
8 -	35.001	23.954	58.955	73.76	0.232	14:17:12.134
9 -	35.006	<b>23.796</b>	58.802 (2)	73.95	0.079	14:18:10.936
<b>10 -</b>	<b>34.873</b>	23.850	<b>58.723 (1)</b>	<b>74.05</b>		<b>14:19:09.659</b>
11 -	35.150	23.920	59.070	73.61	0.347	14:20:08.729
12 -	35.793	24.069	59.862	72.64	1.139	14:21:08.591
13 -	35.588	23.979	59.567	73.00	0.844	14:22:08.158
14 -	35.329	24.073	59.402	73.20	0.679	14:23:07.560
15 -	35.153	24.019	59.172	73.49	0.449	14:24:06.732
16 -	35.433	23.889	59.322	73.30	0.599	14:25:06.054
17 -	35.408	23.994	59.402	73.20	0.679	14:26:05.456
18 -	35.280	24.117	59.397	73.21	0.674	14:27:04.853
19 -	35.378	24.105	59.483	73.10	0.760	14:28:04.336
20 -	35.152	24.164	59.316	73.31	0.593	14:29:03.652
21 -	35.523	24.120	59.643	72.91	0.920	14:30:03.295

P12 725 7S		Frazer HACK		Mini Se7en S		
IDEAL LAP TIME : 59.246		BEST LAP TIME : 59.310		DIFFERENCE : 0.064		
LAP	SECTOR 1	SECTOR 2	LAP TIME	MPH	DIFF	TIME OF DAY
1 -		24.457	1:09.303	62.74	9.993	14:10:17.146
2 -	35.425	24.331	59.756	72.77	0.446	14:11:16.902
3 -	35.437	24.209	59.646	72.90	0.336	14:12:16.548
4 -	35.650	<b>24.105</b>	59.755	72.77	0.445	14:13:16.303
<b>5 -</b>	35.189	24.121	<b>59.310 (1)</b>	<b>73.31</b>		<b>14:14:15.613</b>
6 -	<b>35.141</b>	24.254	59.395 (2)	73.21	0.085	14:15:15.008
7 -	35.175	24.222	59.397 (3)	73.21	0.087	14:16:14.405
8 -	35.202	24.236	59.438	73.16	0.128	14:17:13.843
9 -	35.571	24.280	59.851	72.65	0.541	14:18:13.694
10 -	36.313	24.495	1:00.808	71.51	1.498	14:19:14.502
11 -	35.424	24.229	59.653	72.89	0.343	14:20:14.155
12 -	35.321	24.572	59.893	72.60	0.583	14:21:14.048
13 -	35.637	24.226	59.863	72.64	0.553	14:22:13.911
14 -	35.272	24.204	59.476	73.11	0.166	14:23:13.387
15 -	35.190	24.414	59.604	72.95	0.294	14:24:12.991
16 -	35.192	24.265	59.457	73.13	0.147	14:25:12.448
17 -	35.416	24.278	59.694	72.84	0.384	14:26:12.142
18 -	35.615	24.296	59.911	72.58	0.601	14:27:12.053
19 -	36.036	24.346	1:00.382	72.01	1.072	14:28:12.435
20 -	35.568	24.295	59.863	72.64	0.553	14:29:12.298
21 -	35.311	24.288	59.599	72.96	0.289	14:30:11.897

# Mini Se7en Racing Club - The O-Plate Winter Shootout

## RACE 13 - SECTOR ANALYSIS



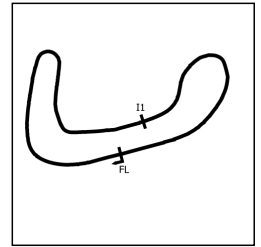
SECTOR 1 = FL to I1, SECTOR 2 = I1 to FL, DIFF = Difference To Personal Best Lap, P = Crossed Finish Line in Pit Lane, D = Time Disallowed

P13 746 7S		Oliver BIRKETT		Mini Se7en S		
IDEAL LAP TIME : 58.994		BEST LAP TIME : 58.994		DIFFERENCE : 0.000		
LAP	SECTOR 1	SECTOR 2	LAP TIME	MPH	DIFF	TIME OF DAY
1 -		24.514	1:09.544	62.53	10.550	14:10:17.387
2 -	35.643	24.301	59.944	72.54	0.950	14:11:17.331
3 -	35.399	24.238	59.637	72.91	0.643	14:12:16.968
4 -	36.127	24.231	1:00.358	72.04	1.364	14:13:17.326
5 -	35.073	23.995	59.068 (2)	73.62	0.074	14:14:16.394
6 -	35.037	24.238	59.275	73.36	0.281	14:15:15.669
7 -	<b>35.008</b>	<b>23.986</b>	<b>58.994 (1)</b>	<b>73.71</b>		<b>14:16:14.663</b>
8 -	35.185	24.074	59.259	73.38	0.265	14:17:13.922
9 -	35.828	23.994	59.822	72.69	0.828	14:18:13.744
10 -	37.228	24.389	1:01.617	70.57	2.623	14:19:15.361
11 -	35.938	24.195	1:00.133	72.31	1.139	14:20:15.494
12 -	35.411	24.001	59.412	73.19	0.418	14:21:14.906
13 -	35.450	24.007	59.457	73.13	0.463	14:22:14.363
14 -	35.573	24.122	59.695	72.84	0.701	14:23:14.058
15 -	35.166	24.034	59.200 (3)	73.45	0.206	14:24:13.258
16 -	35.174	24.118	59.292	73.34	0.298	14:25:12.550
17 -	35.502	24.170	59.672	72.87	0.678	14:26:12.222
18 -	35.795	24.149	59.944	72.54	0.950	14:27:12.166
19 -	36.096	24.377	1:00.473	71.90	1.479	14:28:12.639
20 -	35.878	24.198	1:00.076	72.38	1.082	14:29:12.715
21 -	35.107	24.190	59.297	73.33	0.303	14:30:12.012

P14 741 7S		Joel WREN		Mini Se7en S		
IDEAL LAP TIME : 59.170		BEST LAP TIME : 59.192		DIFFERENCE : 0.022		
LAP	SECTOR 1	SECTOR 2	LAP TIME	MPH	DIFF	TIME OF DAY
1 -		24.310	1:09.686	62.40	10.494	14:10:17.529
2 -	35.713	24.310	1:00.023	72.44	0.831	14:11:17.552
3 -	35.503	24.090	59.593	72.97	0.401	14:12:17.145
4 -	35.823	24.119	59.942	72.54	0.750	14:13:17.087
5 -	<b>35.105</b>	24.087	<b>59.192 (1)</b>	<b>73.46</b>		<b>14:14:16.279</b>
6 -	35.575	24.289	59.864	72.64	0.672	14:15:16.143
7 -	35.148	24.072	59.220 (2)	73.43	0.028	14:16:15.363
8 -	35.138	24.117	59.255 (3)	73.38	0.063	14:17:14.618
9 -	35.291	24.149	59.440	73.15	0.248	14:18:14.058
10 -	36.698	24.176	1:00.874	71.43	1.682	14:19:14.932
11 -	35.742	24.266	1:00.008	72.46	0.816	14:20:14.940
12 -	35.651	24.156	59.807	72.71	0.615	14:21:14.747
13 -	35.341	<b>24.065</b>	59.406	73.20	0.214	14:22:14.153
14 -	35.784	24.334	1:00.118	72.33	0.926	14:23:14.271
15 -	35.147	24.265	59.412	73.19	0.220	14:24:13.683
16 -	35.171	24.248	59.419	73.18	0.227	14:25:13.102
17 -	35.177	24.291	59.468	73.12	0.276	14:26:12.570
18 -	35.702	24.288	59.990	72.48	0.798	14:27:12.560
19 -	35.699	24.241	59.940	72.54	0.748	14:28:12.500
20 -	36.007	24.584	1:00.591	71.76	1.399	14:29:13.091
21 -	35.233	24.166	59.399	73.21	0.207	14:30:12.490

# Mini Se7en Racing Club - The O-Plate Winter Shootout

## RACE 13 - SECTOR ANALYSIS



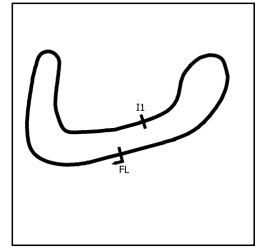
SECTOR 1 = FL to I1, SECTOR 2 = I1 to FL, DIFF = Difference To Personal Best Lap, P = Crossed Finish Line in Pit Lane, D = Time Disallowed

P15 728 7S		Alfie GLENIE		Mini Se7en S		
IDEAL LAP TIME : 59.603		BEST LAP TIME : 59.861		DIFFERENCE : 0.258		
LAP	SECTOR 1	SECTOR 2	LAP TIME	MPH	DIFF	TIME OF DAY
1 -		24.598	1:11.235	61.04	11.374	14:10:19.078
2 -	35.706	<b>24.418</b>	1:00.124	72.32	0.263	14:11:19.202
3 -	36.678	24.705	1:01.383	70.84	1.522	14:12:20.585
4 -	35.405	24.742	1:00.147	72.29	0.286	14:13:20.732
5 -	35.281	24.725	1:00.006	72.46	0.145	14:14:20.738
6 -	35.251	24.620	59.871 (2)	72.63	0.010	14:15:20.609
7 -	35.368	24.720	1:00.088	72.37	0.227	14:16:20.697
8 -	35.442	24.667	1:00.109	72.34	0.248	14:17:20.806
9 -	<b>35.185</b>	24.697	59.882 (3)	72.61	0.021	14:18:20.688
10 -	35.923	24.938	1:00.861	71.45	1.000	14:19:21.549
11 -	35.329	24.702	1:00.031	72.43	0.170	14:20:21.580
12 -	35.259	24.602	<b>59.861 (1)</b>	<b>72.64</b>		<b>14:21:21.441</b>
13 -	35.255	24.695	59.950	72.53	0.089	14:22:21.391
14 -	35.917	24.713	1:00.630	71.72	0.769	14:23:22.021
15 -	35.358	24.765	1:00.123	72.32	0.262	14:24:22.144
16 -	35.531	24.704	1:00.235	72.19	0.374	14:25:22.379
17 -	35.430	24.742	1:00.172	72.26	0.311	14:26:22.551
18 -	35.537	24.824	1:00.361	72.04	0.500	14:27:22.912
19 -	35.437	24.846	1:00.283	72.13	0.422	14:28:23.195
20 -	36.234	24.630	1:00.864	71.44	1.003	14:29:24.059

P16 765 7S		Callum PERFECT		Mini Se7en S		
IDEAL LAP TIME : 59.833		BEST LAP TIME : 59.838		DIFFERENCE : 0.005		
LAP	SECTOR 1	SECTOR 2	LAP TIME	MPH	DIFF	TIME OF DAY
1 -		24.635	1:11.777	60.58	11.939	14:10:19.620
2 -	36.123	24.419	1:00.542	71.82	0.704	14:11:20.162
3 -	36.194	24.982	1:01.176	71.08	1.338	14:12:21.338
4 -	36.394	24.334	1:00.728	71.60	0.890	14:13:22.066
5 -	36.427	24.369	1:00.796	71.52	0.958	14:14:22.862
6 -	36.073	24.468	1:00.541	71.82	0.703	14:15:23.403
7 -	35.861	24.818	1:00.679	71.66	0.841	14:16:24.082
8 -	35.925	24.487	1:00.412	71.98	0.574	14:17:24.494
9 -	35.916	24.310	1:00.226	72.20	0.388	14:18:24.720
10 -	35.985	24.258	1:00.243	72.18	0.405	14:19:24.963
11 -	36.259	24.434	1:00.693	71.64	0.855	14:20:25.656
12 -	35.737	<b>24.250</b>	59.987 (2)	72.49	0.149	14:21:25.643
13 -	35.637	24.516	1:00.153	72.29	0.315	14:22:25.796
14 -	36.053	24.456	1:00.509	71.86	0.671	14:23:26.305
15 -	35.614	24.550	1:00.164	72.27	0.326	14:24:26.469
16 -	<b>35.583</b>	24.255	<b>59.838 (1)</b>	<b>72.67</b>		<b>14:25:26.307</b>
17 -	35.755	24.356	1:00.111	72.34	0.273	14:26:26.418
18 -	35.651	24.433	1:00.084 (3)	72.37	0.246	14:27:26.502
19 -	36.000	24.538	1:00.538	71.83	0.700	14:28:27.040
20 -	35.676	24.414	1:00.090	72.36	0.252	14:29:27.130

# Mini Se7en Racing Club - The O-Plate Winter Shootout

## RACE 13 - SECTOR ANALYSIS



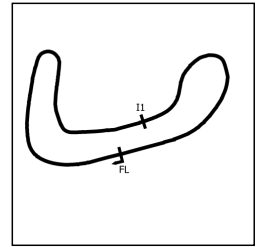
SECTOR 1 = FL to I1, SECTOR 2 = I1 to FL, DIFF = Difference To Personal Best Lap, P = Crossed Finish Line in Pit Lane, D = Time Disallowed

P17 736 7S		Bertie WOOLLARD		Mini Se7en S		
IDEAL LAP TIME : 59.844		BEST LAP TIME : 59.916		DIFFERENCE : 0.072		
LAP	SECTOR 1	SECTOR 2	LAP TIME	MPH	DIFF	TIME OF DAY
1 -		24.396	1:11.256	61.02	11.340	14:10:19.099
2 -	36.074	24.467	1:00.541	71.82	0.625	14:11:19.640
3 -	36.596	25.077	1:01.673	70.51	1.757	14:12:21.313
4 -	36.604	24.264	1:00.868	71.44	0.952	14:13:22.181
5 -	36.738	24.802	1:01.540	70.66	1.624	14:14:23.721
6 -	35.919	24.480	1:00.399	71.99	0.483	14:15:24.120
7 -	35.661	24.382	1:00.043	72.42	0.127	14:16:24.163
8 -	35.680	24.554	1:00.234	72.19	0.318	14:17:24.397
9 -	35.852	24.255	1:00.107	72.34	0.191	14:18:24.504
10 -	36.084	24.241	1:00.325	72.08	0.409	14:19:24.829
11 -	36.028	24.654	1:00.682	71.66	0.766	14:20:25.511
<b>12 -</b>	<b>35.606</b>	24.310	<b>59.916 (1)</b>	<b>72.57</b>		<b>14:21:25.427</b>
13 -	35.864	24.584	1:00.448	71.93	0.532	14:22:25.875
14 -	35.790	24.335	1:00.125	72.32	0.209	14:23:26.000
15 -	35.820	24.454	1:00.274	72.14	0.358	14:24:26.274
16 -	35.688	<b>24.238</b>	59.926 (2)	72.56	0.010	14:25:26.200
17 -	35.719	24.255	59.974 (3)	72.50	0.058	14:26:26.174
18 -	35.631	24.733	1:00.364	72.03	0.448	14:27:26.538
19 -	36.168	24.405	1:00.573	71.79	0.657	14:28:27.111
20 -	35.791	24.320	1:00.111	72.34	0.195	14:29:27.222

P18 780 7S		Bill SOLLIS		Mini Se7en S		
IDEAL LAP TIME : 1:00.221		BEST LAP TIME : 1:00.328		DIFFERENCE : 0.107		
LAP	SECTOR 1	SECTOR 2	LAP TIME	MPH	DIFF	TIME OF DAY
1 -		24.608	1:10.879	61.35	10.551	14:10:18.722
2 -	35.807	24.584	1:00.391	72.00	0.063	14:11:19.113
3 -	36.998	25.045	1:02.043	70.09	1.715	14:12:21.156
4 -	36.089	24.614	1:00.703	71.63	0.375	14:13:21.859
5 -	36.451	<b>24.535</b>	1:00.986	71.30	0.658	14:14:22.845
6 -	36.582	24.573	1:01.155	71.10	0.827	14:15:24.000
7 -	36.084	25.041	1:01.125	71.14	0.797	14:16:25.125
8 -	35.984	24.603	1:00.587	71.77	0.259	14:17:25.712
9 -	36.733	24.862	1:01.595	70.59	1.267	14:18:27.307
10 -	36.091	24.650	1:00.741	71.59	0.413	14:19:28.048
11 -	35.993	24.603	1:00.596	71.76	0.268	14:20:28.644
12 -	35.909	24.624	1:00.533	71.83	0.205	14:21:29.177
13 -	35.788	24.601	1:00.389 (3)	72.00	0.061	14:22:29.566
14 -	35.771	24.601	1:00.372 (2)	72.03	0.044	14:23:29.938
<b>15 -</b>	<b>35.686</b>	24.642	<b>1:00.328 (1)</b>	<b>72.08</b>		<b>14:24:30.266</b>
16 -	35.924	24.635	1:00.559	71.80	0.231	14:25:30.825
17 -	36.004	24.724	1:00.728	71.60	0.400	14:26:31.553
18 -	37.825	24.724	1:02.549	69.52	2.221	14:27:34.102
19 -	36.109	25.345	1:01.454	70.76	1.126	14:28:35.556
20 -	36.780	24.662	1:01.442	70.77	1.114	14:29:36.998

# Mini Se7en Racing Club - The O-Plate Winter Shootout

## RACE 13 - SECTOR ANALYSIS



SECTOR 1 = FL to I1, SECTOR 2 = I1 to FL, DIFF = Difference To Personal Best Lap, P = Crossed Finish Line in Pit Lane, D = Time Disallowed

P19 117 Libre James BURROWS		Mini Libre				
IDEAL LAP TIME : 1:03.431		BEST LAP TIME : 1:03.460				
		DIFFERENCE : 0.029				
LAP	SECTOR 1	SECTOR 2	LAP TIME	MPH	DIFF	TIME OF DAY
1 -		31.793	1:26.223	50.43	22.763	14:10:34.066
2 -	44.971	28.256	1:13.227	59.38	9.767	14:11:47.293
3 -	42.416	30.424	1:12.840	59.70	9.380	14:13:00.133
4 -	41.463	27.774	1:09.237	62.80	5.777	14:14:09.370
5 -	40.475	28.601	1:09.076	62.95	5.616	14:15:18.446
6 -	40.311	28.100	1:08.411	63.56	4.951	14:16:26.857
7 -	43.660	29.249	1:12.909	59.64	9.449	14:17:39.766
8 -	39.813	26.699	1:06.512	65.38	3.052	14:18:46.278
9 -	46.026	27.748	1:13.774	58.94	10.314	14:20:00.052
10 -	40.554	30.161	1:10.715	61.49	7.255	14:21:10.767
11 -	41.603	27.662	1:09.265	62.78	5.805	14:22:20.032
12 -	38.807	27.090	1:05.897 (3)	65.99	2.437	14:23:25.929
13 -	<b>37.697</b>	26.961	1:04.658 (2)	67.25	1.198	14:24:30.587
<b>14 -</b>	37.723	25.737	<b>1:03.460 (1)</b>	<b>68.52</b>		<b>14:25:34.047</b>
15 -	41.023	27.280	1:08.303	63.66	4.843	14:26:42.350
16 -	41.297	<b>25.734</b>	1:07.031	64.87	3.571	14:27:49.381
17 -	39.243	27.043	1:06.286	65.60	2.826	14:28:55.667
18 -	39.279	26.645	1:05.924	65.96	2.464	14:30:01.591

# Mini Se7en Racing Club - The O-Plate Winter Shootout

## RACE 13 - BEST SECTORS

SECTOR 1			SECTOR 2			IDEAL / BEST COMPARISON						
POS	NO	NAME	TIME	NO	NAME	TIME	POS	NO	NAME	IDEAL	BEST	DIFF
1	1	SMITH	32.138	23	DEETH	21.782	1	23	DEETH	54.031	54.031	0.000
2	98	CURLEY	32.202	79	KENDALL	21.862	2	1	SMITH	54.071	54.363	0.292
3	23	DEETH	32.249	1	SMITH	21.933	3	98	CURLEY	54.195	54.328	0.133
4	8	PEACOCK	32.430	76	POLLEY	21.962	4	79	KENDALL	54.504	54.871	0.367
5	5	BULLEN-BROWN	32.457	98	CURLEY	21.993	5	5	BULLEN-BROWN	54.513	54.669	0.156
6	76	POLLEY	32.600	5	BULLEN-BROWN	22.056	6	8	PEACOCK	54.544	54.659	0.115
7	79	KENDALL	32.642	8	PEACOCK	22.114	7	76	POLLEY	54.562	54.793	0.231
8	84	TAYLOR	32.898	84	TAYLOR	22.224	8	84	TAYLOR	55.122	55.307	0.185
9	595	PROCTOR	34.203	595	PROCTOR	23.243	9	595	PROCTOR	57.446	57.588	0.142
10	0	BILLISON	34.621	20	THOMAS	23.796	10	0	BILLISON	58.549	58.599	0.050
11	20	THOMAS	34.873	0	BILLISON	23.928	11	20	THOMAS	58.669	58.723	0.054
12	746	BIRKETT	35.008	746	BIRKETT	23.986	12	746	BIRKETT	58.994	58.994	0.000
13	741	WREN	35.105	741	WREN	24.065	13	741	WREN	59.170	59.192	0.022
14	725	HACK	35.141	725	HACK	24.105	14	725	HACK	59.246	59.310	0.064
15	728	GLENIE	35.185	736	WOOLLARD	24.238	15	728	GLENIE	59.603	59.861	0.258
16	765	PERFECT	35.583	765	PERFECT	24.250	16	765	PERFECT	59.833	59.838	0.005
17	736	WOOLLARD	35.606	728	GLENIE	24.418	17	736	WOOLLARD	59.844	59.916	0.072
18	780	SOLLIS	35.686	780	SOLLIS	24.535	18	780	SOLLIS	1:00.221	1:00.328	0.107
19	117	BURROWS	37.697	117	BURROWS	25.734	19	117	BURROWS	1:03.431	1:03.460	0.029

PERFECT LAP	53.920
-------------	--------

# Mini Se7en Racing Club - The O-Plate Winter Shootout

## RACE 13 - STATISTICS

<b>Competitors Started</b>	19
<b>Planned Start</b>	2024-11-03 @ 14:00:00.000
<b>Actual Start</b>	2024-11-03 @ 14:09:07.842
<b>Finish Time</b>	2024-11-03 @ 14:29:14.704
<b>Track Length</b>	1.2079mi.
<b>Total Laps</b>	400
<b>Total Distance Covered</b>	483.1782mi.

### Session Fastest Lap History

NO	CL	NAME	LAP TIME	TIME OF DAY	LAP	VEHICLE
1	Mig	Aaron SMITH	1:01.891	14:10:09.734	1	Mini Miglia
1	Mig	Aaron SMITH	54.738	14:11:04.472	2	Mini Miglia
1	Mig	Aaron SMITH	54.545	14:11:59.017	3	Mini Miglia
23	Mig	Rupert DEETH	54.348	14:11:59.583	3	Mini Miglia
98	Mig	Ian CURLEY	54.328	14:14:43.758	6	Mini Miglia
23	Mig	Rupert DEETH	54.270	14:14:43.817	6	Mini Miglia
23	Mig	Rupert DEETH	54.171	14:16:32.454	8	Mini Miglia
23	Mig	Rupert DEETH	54.031	14:17:26.485	9	Mini Miglia

### Session Leader History

NO	CL	NAME	FROM LAP	LAPS LED	DISTANCE	VEHICLE
1	Mig	Aaron SMITH	1	14	16.91 miles	Mini Miglia
23	Mig	Rupert DEETH	15	1	1.20 miles	Mini Miglia
1	Mig	Aaron SMITH	16	7	8.45 miles	Mini Miglia

### Flag History

TYPE	TIME OF DAY
GREEN	14:09:07.842
FINISH	14:29:14.704

### Flag Statistics

TYPE	COUNT	TOTAL LAPS	TOTAL TIME
Green	1	22	21:22.203
Red	0	0	0.000
Safety Car	0	0	0.000
FCY	0	0	0.000



# Mini Se7en Racing Club - The O-Plate Winter Shootout

## RACE 13 - STATISTICS

CLASS : Mig

8 Starters

### Fastest Lap History

NO	NAME	LAP TIME	TIME OF DAY	LAP	VEHICLE
1	Aaron SMITH	<b>1:01.891</b>	14:10:09.734	1	Mini Miglia
1	Aaron SMITH	<b>54.738</b>	14:11:04.472	2	Mini Miglia
1	Aaron SMITH	<b>54.545</b>	14:11:59.017	3	Mini Miglia
23	Rupert DEETH	<b>54.348</b>	14:11:59.583	3	Mini Miglia
98	Ian CURLEY	<b>54.328</b>	14:14:43.758	6	Mini Miglia
23	Rupert DEETH	<b>54.270</b>	14:14:43.817	6	Mini Miglia
23	Rupert DEETH	<b>54.171</b>	14:16:32.454	8	Mini Miglia
23	Rupert DEETH	<b>54.031</b>	14:17:26.485	9	Mini Miglia

### Leader History

NO	NAME	FROM LAP	LAPS LED	DISTANCE	VEHICLE
1	Aaron SMITH	1	14	16.91 miles	Mini Miglia
23	Rupert DEETH	15	1	1.20 miles	Mini Miglia
1	Aaron SMITH	16	7	8.45 miles	Mini Miglia

# Mini Se7en Racing Club - The O-Plate Winter Shootout

## RACE 13 - STATISTICS

CLASS : Libre

2 Starters

### Fastest Lap History

NO	NAME	LAP TIME	TIME OF DAY	LAP	VEHICLE
595	Julian PROCTOR	1:06.182	14:10:14.025	1	Mini Libre
595	Julian PROCTOR	58.311	14:11:12.336	2	Mini Libre
595	Julian PROCTOR	58.260	14:12:10.596	3	Mini Libre
595	Julian PROCTOR	58.003	14:21:00.882	12	Mini Libre
595	Julian PROCTOR	57.588	14:25:55.481	17	Mini Libre

### Leader History

NO	NAME	FROM LAP	LAPS LED	DISTANCE	VEHICLE
595	Julian PROCTOR	1	21	25.36 miles	Mini Libre

# Mini Se7en Racing Club - The O-Plate Winter Shootout

## RACE 13 - STATISTICS

CLASS : 7

2 Starters

### Fastest Lap History

NO	NAME	LAP TIME	TIME OF DAY	LAP	VEHICLE
0	Ross BILLISON	1:08.611	14:10:16.454	1	Mini Se7en
0	Ross BILLISON	59.446	14:11:15.900	2	Mini Se7en
0	Ross BILLISON	59.334	14:13:14.909	4	Mini Se7en
0	Ross BILLISON	59.248	14:14:14.157	5	Mini Se7en
20	Darren THOMAS	58.947	14:14:14.802	5	Mini Se7en
20	Darren THOMAS	58.802	14:18:10.936	9	Mini Se7en
20	Darren THOMAS	58.723	14:19:09.659	10	Mini Se7en
0	Ross BILLISON	58.599	14:22:06.784	13	Mini Se7en

### Leader History

NO	NAME	FROM LAP	LAPS LED	DISTANCE	VEHICLE
0	Ross BILLISON	1	21	25.36 miles	Mini Se7en

# Mini Se7en Racing Club - The O-Plate Winter Shootout

## RACE 13 - STATISTICS

CLASS : 7S

7 Starters

### Fastest Lap History

NO	NAME	LAP TIME	TIME OF DAY	LAP	VEHICLE
725	Frazer HACK	1:09.303	14:10:17.146	1	Mini Se7en S
725	Frazer HACK	59.756	14:11:16.902	2	Mini Se7en S
725	Frazer HACK	59.646	14:12:16.548	3	Mini Se7en S
746	Oliver BIRKETT	59.637	14:12:16.968	3	Mini Se7en S
741	Joel WREN	59.593	14:12:17.145	3	Mini Se7en S
725	Frazer HACK	59.310	14:14:15.613	5	Mini Se7en S
741	Joel WREN	59.192	14:14:16.279	5	Mini Se7en S
746	Oliver BIRKETT	59.068	14:14:16.394	5	Mini Se7en S
746	Oliver BIRKETT	58.994	14:16:14.663	7	Mini Se7en S

### Leader History

NO	NAME	FROM LAP	LAPS LED	DISTANCE	VEHICLE
725	Frazer HACK	1	21	25.36 miles	Mini Se7en S