



Mini Miglia Championship

Donington Park GP Circuit

3rd / 4th June 2017



SPORTS TIMING

TIMING SOLUTIONS LTD

Results Provided by Timing Solutions Ltd

www.tsl-timing.com

Mini Se7en

QUALIFYING - RACE 2 - CLASSIFICATION

POS	NO	CL	PIC NAME	ENTRY	TIME	ON	LAPS	GAP	DIFF	MPH
1	3		1 Charlie BUDD	Mini Se7en	2:00.820	2	8			74.11
2	77		2 Andrew DEVINY	Mini Se7en	2:01.370	7	8	0.550	0.550	73.77
3	5		3 Lewis SELBY	Mini Se7en	2:01.727	4	8	0.907	0.357	73.56
4	47		4 Daniel BUDD	Mini Se7en	2:01.825	3	8	1.005	0.098	73.50
5	35		5 Paul SPARK	Mini Se7en	2:02.041	2	9	1.221	0.216	73.37
6	28		6 Dom BURGER	Mini Se7en	2:02.230	5	9	1.410	0.189	73.25
7	2		7 Spencer WANSTALL	Mini Se7en	2:02.749	3	9	1.929	0.519	72.94
8	25		8 Joe THOMPSON	Mini Se7en	2:02.937	9	9	2.117	0.188	72.83
9	19		9 Tom SANDERSON	Mini Se7en	2:03.202	9	9	2.382	0.265	72.68
10	7		10 Graeme DAVIS	Mini Se7en	2:03.210	7	9	2.390	0.008	72.67
11	37		11 Gareth HUNT	Mini Se7en	2:03.332	8	8	2.512	0.122	72.60
12	20		12 Darren THOMAS	Mini Se7en	2:03.408	2	5	2.588	0.076	72.55
13	1		13 Ashley DAVIES	Mini Se7en	2:03.546	3	8	2.726	0.138	72.47
14	11		14 Tim STANBRIDGE	Mini Se7en	2:03.803	4	9	2.983	0.257	72.32
15	791	S	1 Shaun TARLTON	Mini Se7en S	2:03.910	9	9	3.090	0.107	72.26
16	27		15 Leon WINDOW	Mini Se7en	2:04.239	7	9	3.419	0.329	72.07
17	49		16 Ross BILLISON	Mini Se7en	2:05.011	7	9	4.191	0.772	71.62
18	700	S	2 Justin COOPER	Mini Se7en S	2:05.455	10	10	4.635	0.444	71.37
19	95		17 Julian PROCTOR	Mini Se7en	2:05.760	6	8	4.940	0.305	71.20
20	94		18 Lee ROBERTS	Mini Se7en	2:05.852	8	9	5.032	0.092	71.15
21	99		19 Chris BLACKWELL-FROST	Mini Se7en	2:05.860	4	8	5.040	0.008	71.14
22	742	S	3 Benjamin BUTLER	Mini Se7en S	2:05.951	4	9	5.131	0.091	71.09
23	55		20 Darren EATON	Mini Se7en	2:06.511	5	7	5.691	0.560	70.78
24	723	S	4 James BULL	Mini Se7en S	2:08.805	3	9	7.985	2.294	69.51
25	792	S	5 Kevin O SHEA	Mini Se7en S	2:09.485	7	7	8.665	0.680	69.15
26	765	S	6 Simon MARTIN	Mini Se7en S	2:17.167	8	8	16.347	7.682	65.28

Cars #5, #37 & #700 - TRANSPONDERS NOT WORKING

Weather / Track : Bright / Dry

These results are provisional until the conclusion of any judicial and technical matters.

Donington Park GP

Circuit Length = 2.4873 miles

Start: 10:52 Flag 11:12 End: 11:14

Clerk Of Course :

Timekeeper :

Mini Se7en / Mini Miglia

QUALIFYING - RACES 2 & 4 - BEST SECTORS

SECTOR 1			SECTOR 2			SECTOR 3			IDEAL / BEST COMPARISON						
POS	NO	NAME	TIME	NO	NAME	TIME	NO	NAME	TIME	POS	NO	NAME	IDEAL	BEST	DIFF
													PERFECT LAP	1:48.997	
1	23	DEETH	24.167	23	DEETH	42.743	23	DEETH	42.087	1	23	DEETH	1:48.997	1:49.499	0.502
2	21	SMITH	24.229	21	SMITH	43.054	72	HOWARD	42.517	2	21	SMITH	1:49.862	1:49.920	0.058
3	72	HOWARD	24.449	72	HOWARD	43.625	21	SMITH	42.579	3	72	HOWARD	1:50.591	1:50.884	0.293
4	149	WARBURTON	24.501	85	SUMMERHAYES	43.660	88	WHEELER	42.722	4	88	WHEELER	1:51.483	1:51.878	0.395
5	69	LE MAY	24.588	29	DREW	43.923	85	SUMMERHAYES	43.081	5	85	SUMMERHAYES	1:51.568	1:51.568	0.000
6	29	DREW	24.605	88	WHEELER	44.008	77	KNIGHT	43.397	6	29	DREW	1:52.063	1:52.700	0.637
7	88	WHEELER	24.753	69	LE MAY	44.025	29	DREW	43.535	7	69	LE MAY	1:52.353	1:53.156	0.803
8	42	SIMMONDS	24.783	77	KNIGHT	44.243	149	WARBURTON	43.648	8	77	KNIGHT	1:52.441	1:52.937	0.496
9	77	KNIGHT	24.801	92	PORTER	44.474	69	LE MAY	43.740	9	92	PORTER	1:53.036	1:53.249	0.213
10	92	PORTER	24.820	42	SIMMONDS	44.518	92	PORTER	43.742	10	149	WARBURTON	1:53.071	1:53.727	0.656
11	85	SUMMERHAYES	24.827	149	WARBURTON	44.922	177	CREWES	44.077	11	42	SIMMONDS	1:53.439	1:53.522	0.083
12	55	GREEN	25.133	55	GREEN	44.925	42	SIMMONDS	44.138	12	177	CREWES	1:54.166	1:54.538	0.372
13	177	CREWES	25.140	177	CREWES	44.949	55	GREEN	44.171	13	55	GREEN	1:54.229	1:54.543	0.314
14	20	SIMS	25.540	20	SIMS	45.311	20	SIMS	45.456	14	20	SIMS	1:56.307	1:56.362	0.055
15	35	SPARK	26.624	28	BURGER	47.166	22	DUNKLEY	45.795	15	3	BUDD	2:00.792	2:00.820	0.028
16	28	BURGER	26.756	47	BUDD	47.359	77	DEVINY	46.431	16	77	DEVINY	2:01.117	2:01.370	0.253
17	3	BUDD	26.831	35	SPARK	47.405	3	BUDD	46.436	17	35	SPARK	2:01.238	2:02.041	0.803
18	7	DAVIS	26.890	3	BUDD	47.525	35	SPARK	47.209	18	28	BURGER	2:01.248	2:02.230	0.982
19	47	BUDD	26.911	77	DEVINY	47.774	47	BUDD	47.263	19	47	BUDD	2:01.533	2:01.825	0.292
20	77	DEVINY	26.912	2	WANSTALL	47.828	28	BURGER	47.326	20	2	WANSTALL	2:02.339	2:02.749	0.410
21	20	THOMAS	26.916	25	THOMPSON	47.859	19	SANDERSON	47.486	21	22	DUNKLEY	2:02.749	2:02.749	0.000
22	2	WANSTALL	27.014	7	DAVIS	47.995	2	WANSTALL	47.497	22	25	THOMPSON	2:02.763	2:02.937	0.174
23	19	SANDERSON	27.041	11	STANBRIDGE	48.266	791	TARLTON	47.550	23	7	DAVIS	2:02.767	2:03.210	0.443
24	25	THOMPSON	27.139	1	DAVIES	48.310	11	STANBRIDGE	47.646	24	19	SANDERSON	2:03.087	2:03.202	0.115
25	791	TARLTON	27.192	27	WINDOW	48.310	25	THOMPSON	47.765	25	11	STANBRIDGE	2:03.225	2:03.803	0.578
26	1	DAVIES	27.212	20	THOMAS	48.422	7	DAVIS	47.882	26	791	TARLTON	2:03.366	2:03.910	0.544
27	11	STANBRIDGE	27.313	19	SANDERSON	48.560	1	DAVIES	48.015	27	20	THOMAS	2:03.408	2:03.408	0.000
28	49	BILLISON	27.314	791	TARLTON	48.624	20	THOMAS	48.070	28	1	DAVIES	2:03.537	2:03.546	0.009
29	22	DUNKLEY	27.325	49	BILLISON	48.791	27	WINDOW	48.247	29	27	WINDOW	2:03.965	2:04.239	0.274
30	94	ROBERTS	27.364	742	BUTLER	48.981	99	BLACKWELL-FROS	48.550	30	49	BILLISON	2:04.838	2:05.011	0.173
31	27	WINDOW	27.408	95	PROCTOR	49.042	95	PROCTOR	48.618	31	742	BUTLER	2:05.247	2:05.951	0.704
32	99	BLACKWELL-FROS	27.502	94	ROBERTS	49.203	49	BILLISON	48.733	32	95	PROCTOR	2:05.288	2:05.760	0.472
33	742	BUTLER	27.528	55	EATON	49.204	742	BUTLER	48.738	33	94	ROBERTS	2:05.560	2:05.852	0.292
34	95	PROCTOR	27.628	99	BLACKWELL-FROS	49.513	55	EATON	48.971	34	99	BLACKWELL-FROST	2:05.565	2:05.860	0.295
35	55	EATON	27.903	22	DUNKLEY	49.629	94	ROBERTS	48.993	35	55	EATON	2:06.078	2:06.511	0.433
36	723	BULL	27.978	723	BULL	50.454	723	BULL	49.958	36	723	BULL	2:08.390	2:08.805	0.415
37	792	O SHEA	28.063	792	O SHEA	51.371	792	O SHEA	50.011	37	792	O SHEA	2:09.445	2:09.485	0.040
38	765	MARTIN	29.593	765	MARTIN	52.814	765	MARTIN	53.465	38	765	MARTIN	2:15.872	2:17.167	1.295
39										39	700	COOPER		2:05.455	
40										40	5	SELBY		2:01.727	
41										41	37	HUNT		2:03.332	

Weather / Track : Bright / Dry

Donington Park GP

Circuit Length = 2.4873 miles

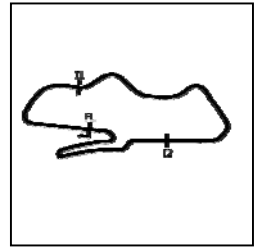
Start: 10:52 Flag 11:12 End: 11:14

Results can be found at www.tsl-timing.com

Printed - 11:18 Saturday, 03 June 2017

Mini Se7en / Mini Miglia

QUALIFYING - RACES 2 & 4 - SECTOR ANALYSIS



SECTOR 1 = FL to I1, SECTOR 2 = I1 to I2, SECTOR 3 = I2 to FL, DIFF = Difference To Personal Best Lap, P = Crossed Finish Line in Pit Lane, D = Time Disallowed

P1 23 Miglia		Rupert DEETH		Mini Miglia			
IDEAL LAP TIME : 1:48.997		BEST LAP TIME : 1:49.499		DIFFERENCE : 0.502			
LAP	SECTOR 1	SECTOR 2	SECTOR 3	LAP TIME	MPH	DIFF	TIME OF DAY
1 -	26.271	44.675	44.493	1:55.439	77.56	5.940	10:55:25.367
2 -	24.384	42.994	42.216	1:49.594 (3)	81.70	0.095	10:57:14.961
3 -	24.270	42.743	42.494	1:49.507 (2)	81.77	0.008	10:59:04.468
4 -	24.167	43.245	42.087	1:49.499 (1)	81.77		11:00:53.967
5 -	26.780	57.139	IN PIT	2:23.753 P	62.29	34.254	11:03:17.720
6 -	OUTLAP	45.009	44.279	5:12.848	28.62	3:23.349	11:08:30.568
7 -	25.524	45.652	44.325	1:55.501	77.52	6.002	11:10:26.069
8 -	27.868	58.787	48.887	2:15.542	66.06	26.043	11:12:41.611

P2 21 Miglia		Aaron SMITH		Mini Miglia			
IDEAL LAP TIME : 1:49.862		BEST LAP TIME : 1:49.920		DIFFERENCE : 0.058			
LAP	SECTOR 1	SECTOR 2	SECTOR 3	LAP TIME	MPH	DIFF	TIME OF DAY
1 -	25.722	45.085	44.123	1:54.930	77.91	5.010	10:55:32.221
2 -	24.394	43.787	42.888	1:51.069	80.62	1.149	10:57:23.290
3 -	24.543	43.412	42.804	1:50.759	80.84	0.839	10:59:14.049
4 -	24.820	43.327	42.618	1:50.765	80.84	0.845	11:01:04.814
5 -	24.230	43.141	42.837	1:50.208 (2)	81.25	0.288	11:02:55.022
6 -	24.387	43.710	IN PIT	2:00.612 P	74.24	10.692	11:04:55.634
7 -	OUTLAP	44.971	44.521	2:56.200	50.81	1:06.280	11:07:51.834
8 -	24.229	43.365	42.973	1:50.567 (3)	80.98	0.647	11:09:42.401
9 -	24.287	43.054	42.579	1:49.920 (1)	81.46		11:11:32.321
10 -	28.667	52.775	IN PIT	2:20.684 P	63.64	30.764	11:13:53.005

P3 72 Miglia		Robert HOWARD		Mini Miglia			
IDEAL LAP TIME : 1:50.591		BEST LAP TIME : 1:50.884		DIFFERENCE : 0.293			
LAP	SECTOR 1	SECTOR 2	SECTOR 3	LAP TIME	MPH	DIFF	TIME OF DAY
1 -	26.125	46.042	43.746	1:55.913	77.25	5.029	10:55:13.699
2 -	24.742	43.625	42.517	1:50.884 (1)	80.75		10:57:04.583
3 -	25.411	46.957	43.092	1:55.460 (3)	77.55	4.576	10:59:00.043
4 -	25.472	47.501	50.534	2:03.507	72.50	12.623	11:01:03.550
5 -	24.745	44.163	48.701	1:57.609	76.13	6.725	11:03:01.159
6 -	24.724	44.860	47.663	1:57.247	76.37	6.363	11:04:58.406
7 -	24.449	43.745	43.763	1:51.957 (2)	79.98	1.073	11:06:50.363
8 -	28.147	48.393	46.397	2:02.937	72.83	12.053	11:08:53.300
9 -	24.670	43.770	IN PIT	2:00.063 P	74.58	9.179	11:10:53.363

P4 85 Miglia		Sam SUMMERHAYES		Mini Miglia			
IDEAL LAP TIME : 1:51.568		BEST LAP TIME : 1:51.568		DIFFERENCE : 0.000			
LAP	SECTOR 1	SECTOR 2	SECTOR 3	LAP TIME	MPH	DIFF	TIME OF DAY
1 -	25.828	45.952	43.932	1:55.712 (2)	77.38	4.144	10:55:14.754
2 -	24.827	43.660	43.081	1:51.568 (1)	80.26		10:57:06.322

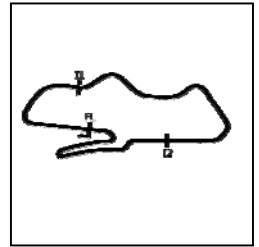
P5 88 Miglia		Daniel WHEELER		Mini Miglia			
IDEAL LAP TIME : 1:51.483		BEST LAP TIME : 1:51.878		DIFFERENCE : 0.395			
LAP	SECTOR 1	SECTOR 2	SECTOR 3	LAP TIME	MPH	DIFF	TIME OF DAY
1 -	27.343	45.457	44.464	1:57.264	76.36	5.386	10:55:11.465
2 -	25.261	45.734	43.403	1:54.398	78.27	2.520	10:57:05.863
3 -	24.912	44.008	43.132	1:52.052 (2)	79.91	0.174	10:58:57.915
4 -	24.770	44.074	43.360	1:52.204	79.80	0.326	11:00:50.119
5 -	33.035	49.945	48.231	2:11.211	68.24	19.333	11:03:01.330
6 -	24.843	45.044	45.207	1:55.094	77.80	3.216	11:04:56.424
7 -	24.753	44.403	42.722	1:51.878 (1)	80.03		11:06:48.302
8 -	24.851	44.229	43.089	1:52.169 (3)	79.83	0.291	11:08:40.471
9 -	26.780	46.056	IN PIT	2:04.369 P	71.99	12.491	11:10:44.840

Weather / Track : Bright / Dry

Donington Park GP
 Circuit Length = 2.4873 miles
 Start: 10:52 Flag 11:12 End: 11:14

Mini Se7en / Mini Miglia

QUALIFYING - RACES 2 & 4 - SECTOR ANALYSIS



SECTOR 1 = FL to I1, SECTOR 2 = I1 to I2, SECTOR 3 = I2 to FL, DIFF = Difference To Personal Best Lap, P = Crossed Finish Line in Pit Lane, D = Time Disallowed

P6 29 Miglia Dave DREW			Mini Miglia				
IDEAL LAP TIME : 1:52.063		BEST LAP TIME : 1:52.700		DIFFERENCE : 0.637			
LAP	SECTOR 1	SECTOR 2	SECTOR 3	LAP TIME	MPH	DIFF	TIME OF DAY
1 -	27.438	48.186	45.187	2:00.811	74.11	8.111	10:55:49.369
2 -	24.848	45.599	44.438	1:54.885	77.94	2.185	10:57:44.254
3 -	25.395	45.961	44.513	1:55.869	77.28	3.169	10:59:40.123
4 -	25.342	44.965	44.244	1:54.551	78.17	1.851	11:01:34.674
5 -	27.412	44.640	44.393	1:56.445	76.89	3.745	11:03:31.119
6 -	24.996	44.394	43.535	1:52.925 (2)	79.29	0.225	11:05:24.044
7 -	24.605	43.923	44.172	1:52.700 (1)	79.45		11:07:16.744
8 -	25.288	45.160	44.031	1:54.479	78.21	1.779	11:09:11.223
9 -	25.133	47.406	43.905	1:56.444	76.89	3.744	11:11:07.667
10 -	24.793	44.156	44.547	1:53.496 (3)	78.89	0.796	11:13:01.163

P7 77 Miglia Tristen KNIGHT			Mini Miglia				
IDEAL LAP TIME : 1:52.441		BEST LAP TIME : 1:52.937		DIFFERENCE : 0.496			
LAP	SECTOR 1	SECTOR 2	SECTOR 3	LAP TIME	MPH	DIFF	TIME OF DAY
1 -	28.623	49.551	46.766	2:04.940	71.67	12.003	10:57:43.597
2 -	26.807	45.646	45.156	1:57.609	76.13	4.672	10:59:41.206
3 -	25.339	44.938	43.514	1:53.791	78.69	0.854	11:01:34.997
4 -	24.989	44.633	43.566	1:53.188 (2)	79.11	0.251	11:03:28.185
5 -	25.197	45.394	43.418	1:54.009	78.54	1.072	11:05:22.194
6 -	24.958	44.243	44.361	1:53.562	78.85	0.625	11:07:15.756
7 -	24.801	45.148	43.397	1:53.346 (3)	79.00	0.409	11:09:09.102
8 -	25.787	45.224	44.238	1:55.249	77.69	2.312	11:11:04.351
9 -	25.083	44.332	43.522	1:52.937 (1)	79.28		11:12:57.288

P8 69 Miglia Tony LE MAY			Mini Miglia				
IDEAL LAP TIME : 1:52.353		BEST LAP TIME : 1:53.156		DIFFERENCE : 0.803			
LAP	SECTOR 1	SECTOR 2	SECTOR 3	LAP TIME	MPH	DIFF	TIME OF DAY
1 -	27.523	48.317	47.023	2:02.863	72.88	9.707	10:55:52.916
2 -	24.944	44.604	44.325	1:53.873 (3)	78.63	0.717	10:57:46.789
3 -	25.245	44.406	45.232	1:54.883	77.94	1.727	10:59:41.672
4 -	25.165	45.218	44.067	1:54.450	78.23	1.294	11:01:36.122
5 -	24.651	44.025	44.897	1:53.573 (2)	78.84	0.417	11:03:29.695
6 -	24.720	44.696	43.740	1:53.156 (1)	79.13		11:05:22.851
7 -	24.588	44.391	49.185	1:58.164	75.77	5.008	11:07:21.015
8 -	25.307	55.716	52.815	2:13.838	66.90	20.682	11:09:34.853
9 -	24.977	47.312	44.158	1:56.447	76.89	3.291	11:11:31.300
10 -	26.200	45.512	45.286	1:56.998	76.53	3.842	11:13:28.298

P9 92 Miglia Jason PORTER			Mini Miglia				
IDEAL LAP TIME : 1:53.036		BEST LAP TIME : 1:53.249		DIFFERENCE : 0.213			
LAP	SECTOR 1	SECTOR 2	SECTOR 3	LAP TIME	MPH	DIFF	TIME OF DAY
1 -	28.540	48.176	45.905	2:02.621	73.02	9.372	10:55:50.529
2 -	25.076	51.807	45.918	2:02.801	72.91	9.552	10:57:53.330
3 -	25.699	49.733	45.218	2:00.650	74.21	7.401	10:59:53.980
4 -	24.820	45.933	44.318	1:55.071	77.81	1.822	11:01:49.051
5 -	25.484	45.618	44.098	1:55.200	77.72	1.951	11:03:44.251
6 -	25.430	44.871	45.021	1:55.322	77.64	2.073	11:05:39.573
7 -	25.151	45.362	44.408	1:54.921 (3)	77.91	1.672	11:07:34.494
8 -	25.000	44.474	44.303	1:53.777 (2)	78.70	0.528	11:09:28.271
9 -	25.211	45.277	44.618	1:55.106	77.79	1.857	11:11:23.377
10 -	25.025	44.482	43.742	1:53.249 (1)	79.06		11:13:16.626

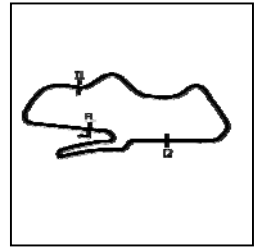
P10 42 Miglia Paul SIMMONDS			Mini Miglia				
IDEAL LAP TIME : 1:53.439		BEST LAP TIME : 1:53.522		DIFFERENCE : 0.083			
LAP	SECTOR 1	SECTOR 2	SECTOR 3	LAP TIME	MPH	DIFF	TIME OF DAY
1 -	30.020	50.966	45.845	2:06.831	70.60	13.309	10:56:27.256

Weather / Track : Bright / Dry

Donington Park GP
 Circuit Length = 2.4873 miles
 Start: 10:52 Flag 11:12 End: 11:14

Mini Se7en / Mini Miglia

QUALIFYING - RACES 2 & 4 - SECTOR ANALYSIS



SECTOR 1 = FL to I1, SECTOR 2 = I1 to I2, SECTOR 3 = I2 to FL, DIFF = Difference To Personal Best Lap, P = Crossed Finish Line in Pit Lane, D = Time Disallowed

2 -	25.411	46.167	44.276	1:55.854	77.29	2.332	10:58:23.110
3 -	25.338	45.300	45.592	1:56.230	77.04	2.708	11:00:19.340
4 -	25.291	46.272	44.214	1:55.777	77.34	2.255	11:02:15.117
5 -	25.074	44.957	44.138	1:54.169 (2)	78.43	0.647	11:04:09.286
6 -	25.314	45.120	44.747	1:55.181	77.74	1.659	11:06:04.467
7 -	24.891	45.435	44.338	1:54.664 (3)	78.09	1.142	11:07:59.131
8 -	25.062	47.430	44.452	1:56.944	76.57	3.422	11:09:56.075
9 -	24.783	44.518	44.221	1:53.522 (1)	78.87		11:11:49.597
10 -	25.079	45.345	44.714	1:55.138	77.77	1.616	11:13:44.735

P11 149 Libre Gary WARBURTON Rover Mini Libre 1300

IDEAL LAP TIME : 1:53.071 BEST LAP TIME : 1:53.727 DIFFERENCE : 0.656

LAP	SECTOR 1	SECTOR 2	SECTOR 3	LAP TIME	MPH	DIFF	TIME OF DAY
1 -	27.683	49.562	46.444	2:03.689	72.39	9.962	10:56:17.846
2 -	25.289	45.608	44.614	1:55.511	77.52	1.784	10:58:13.357
3 -	25.412	47.730	44.130	1:57.272	76.35	3.545	11:00:10.629
4 -	25.160	45.593	43.981	1:54.734	78.04	1.007	11:02:05.363
5 -	25.224	46.414	44.248	1:55.886	77.26	2.159	11:04:01.249
6 -	25.022	45.240	44.393	1:54.655	78.09	0.928	11:05:55.904
7 -	24.821	45.446	44.379	1:54.646 (3)	78.10	0.919	11:07:50.550
8 -	24.539	45.837	43.648	1:54.024 (2)	78.53	0.297	11:09:44.574
9 -	24.501	44.922	44.304	1:53.727 (1)	78.73		11:11:38.301
10 -	25.504	47.023	44.761	1:57.288	76.34	3.561	11:13:35.589

P12 177 Libre Peter CREWES Rover Britax Cooper S 1380

IDEAL LAP TIME : 1:54.166 BEST LAP TIME : 1:54.538 DIFFERENCE : 0.372

LAP	SECTOR 1	SECTOR 2	SECTOR 3	LAP TIME	MPH	DIFF	TIME OF DAY
1 -	28.724	50.231	49.136	2:08.091	69.90	13.553	10:55:54.155
2 -	26.006	47.561	46.730	2:00.297	74.43	5.759	10:57:54.452
3 -	25.967	48.164	44.717	1:58.848 (3)	75.34	4.310	10:59:53.300
4 -	25.140	45.321	44.077	1:54.538 (1)	78.17		11:01:47.838
5 -	25.525	44.949	44.253	1:54.727 (2)	78.05	0.189	11:03:42.565
6 -	29.992	58.331	IN PIT	2:33.343 P	58.39	38.805	11:06:15.908

P13 55 Miglia Michael GREEN Mini Miglia

IDEAL LAP TIME : 1:54.229 BEST LAP TIME : 1:54.543 DIFFERENCE : 0.314

LAP	SECTOR 1	SECTOR 2	SECTOR 3	LAP TIME	MPH	DIFF	TIME OF DAY
1 -	29.942	51.203	48.608	2:09.753	69.01	15.210	10:56:03.572
2 -	26.967	46.160	45.128	1:58.255	75.72	3.712	10:58:01.827
3 -	25.877	46.401	45.272	1:57.550	76.17	3.007	10:59:59.377
4 -	25.519	45.339	44.850	1:55.708	77.38	1.165	11:01:55.085
5 -	25.606	45.213	45.323	1:56.142	77.09	1.599	11:03:51.227
6 -	25.499	44.925	44.323	1:54.747 (2)	78.03	0.204	11:05:45.974
7 -	25.629	45.519	44.530	1:55.678	77.40	1.135	11:07:41.652
8 -	28.495	54.478	49.848	2:12.821	67.41	18.278	11:09:54.473
9 -	25.133	45.239	44.171	1:54.543 (1)	78.17		11:11:49.016
10 -	25.193	45.281	44.334	1:54.808 (3)	77.99	0.265	11:13:43.824

P14 20 Miglia Mark SIMS Mini Miglia

IDEAL LAP TIME : 1:56.307 BEST LAP TIME : 1:56.362 DIFFERENCE : 0.055

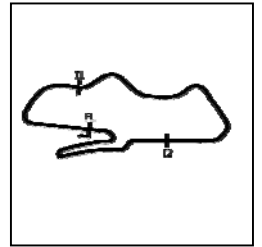
LAP	SECTOR 1	SECTOR 2	SECTOR 3	LAP TIME	MPH	DIFF	TIME OF DAY
1 -	28.326	48.131	47.549	2:04.006	72.20	7.644	10:55:52.487
2 -	25.723	45.311	45.528	1:56.562 (2)	76.82	0.200	10:57:49.049
3 -	25.540	45.366	45.456	1:56.362 (1)	76.95		10:59:45.411
4 -	26.337	45.788	45.519	1:57.644 (3)	76.11	1.282	11:01:43.055
5 -	25.624	45.425	IN PIT	2:01.946 P	73.42	5.584	11:03:45.001

Weather / Track : Bright / Dry

Donington Park GP
Circuit Length = 2.4873 miles
Start: 10:52 Flag 11:12 End: 11:14

Mini Se7en / Mini Miglia

QUALIFYING - RACES 2 & 4 - SECTOR ANALYSIS



SECTOR 1 = FL to I1, SECTOR 2 = I1 to I2, SECTOR 3 = I2 to FL, DIFF = Difference To Personal Best Lap, P = Crossed Finish Line in Pit Lane, D = Time Disallowed

P15 3		Charlie BUDD		Mini Se7en			
IDEAL LAP TIME : 2:00.792		BEST LAP TIME : 2:00.820		DIFFERENCE : 0.028			
LAP	SECTOR 1	SECTOR 2	SECTOR 3	LAP TIME	MPH	DIFF	TIME OF DAY
1 -	27.227	47.776	46.549	2:01.552 (3)	73.66	0.732	10:55:32.122
2 -	26.859	47.525	46.436	2:00.820 (1)	74.11		10:57:32.942
3 -	27.055	47.783	46.526	2:01.364 (2)	73.78	0.544	10:59:34.306
4 -	30.614	55.073	47.354	2:13.041	67.30	12.221	11:01:47.347
5 -	28.523	49.554	51.606	2:09.683	69.04	8.863	11:03:57.030
6 -	31.076	58.943	53.002	2:23.021	62.60	22.201	11:06:20.051
7 -	26.831	48.056	46.883	2:01.770	73.53	0.950	11:08:21.821
8 -	29.396	52.777	IN PIT	2:17.900 P	64.93	17.080	11:10:39.721

P16 77		Andrew DEVINY		Mini Se7en			
IDEAL LAP TIME : 2:01.117		BEST LAP TIME : 2:01.370		DIFFERENCE : 0.253			
LAP	SECTOR 1	SECTOR 2	SECTOR 3	LAP TIME	MPH	DIFF	TIME OF DAY
1 -	28.908	51.006	48.993	2:08.907	69.46	7.537	10:57:00.839
2 -	27.303	48.994	47.386	2:03.683	72.39	2.313	10:59:04.522
3 -	26.997	48.783	47.209	2:02.989	72.80	1.619	11:01:07.511
4 -	27.244	48.753	47.239	2:03.236	72.66	1.866	11:03:10.747
5 -	27.203	48.203	46.925	2:02.331 (2)	73.19	0.961	11:05:13.078
6 -	27.015	48.058	47.582	2:02.655 (3)	73.00	1.285	11:07:15.733
7 -	26.932	48.007	46.431	2:01.370 (1)	73.77		11:09:17.103
8 -	26.912	47.774	IN PIT	2:13.211 P	67.22	11.841	11:11:30.314

P17 5		Lewis SELBY		Mini Se7en			
IDEAL LAP TIME :		BEST LAP TIME : 2:01.727		DIFFERENCE :			
LAP	SECTOR 1	SECTOR 2	SECTOR 3	LAP TIME	MPH	DIFF	TIME OF DAY
1 -				4:10.407	35.75	2:08.680	10:57:48.615
2 -				2:02.236	73.25	0.509	10:59:50.851
3 -				2:03.531	72.48	1.804	11:01:54.382
4 -				2:01.727 (1)	73.56		11:03:56.109
5 -				2:11.650	68.01	9.923	11:06:07.759
6 -				2:12.810	67.42	11.083	11:08:20.569
7 -				2:02.119 (3)	73.32	0.392	11:10:22.688
8 -				2:02.087 (2)	73.34	0.360	11:12:24.775

P18 47		Daniel BUDD		Mini Se7en			
IDEAL LAP TIME : 2:01.533		BEST LAP TIME : 2:01.825		DIFFERENCE : 0.292			
LAP	SECTOR 1	SECTOR 2	SECTOR 3	LAP TIME	MPH	DIFF	TIME OF DAY
1 -	27.394	48.306	47.280	2:02.980	72.81	1.155	10:55:34.631
2 -	26.962	48.080	47.318	2:02.360 (3)	73.18	0.535	10:57:36.991
3 -	26.911	47.359	47.555	2:01.825 (1)	73.50		10:59:38.816
4 -	27.156	47.482	47.263	2:01.901 (2)	73.45	0.076	11:01:40.717
5 -	34.917	1:09.918	1:11.025	2:55.860	50.91	54.035	11:04:36.577
6 -	28.356	1:03.931	IN PIT	2:50.034 P	52.66	48.209	11:07:26.611
7 -	OUTLAP	1:00.643	52.081	3:10.115	47.10	1:08.290	11:10:36.726
8 -	29.564	1:08.405	IN PIT	2:45.452 P	54.12	43.627	11:13:22.178

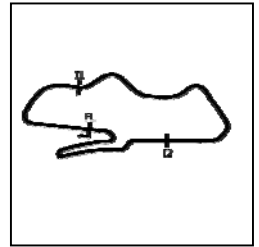
P19 35		Paul SPARK		Mini Se7en			
IDEAL LAP TIME : 2:01.238		BEST LAP TIME : 2:02.041		DIFFERENCE : 0.803			
LAP	SECTOR 1	SECTOR 2	SECTOR 3	LAP TIME	MPH	DIFF	TIME OF DAY
1 -	28.517	49.296	50.225	2:08.038	69.93	5.997	10:56:07.795
2 -	26.996	47.405	47.640	2:02.041 (1)	73.37		10:58:09.836
3 -	26.957	54.709	52.236	2:13.902	66.87	11.861	11:00:23.738
4 -	26.624	47.735	48.206	2:02.565	73.05	0.524	11:02:26.303
5 -	27.674	47.748	47.595	2:03.017	72.79	0.976	11:04:29.320
6 -	27.014	48.065	47.224	2:02.303 (2)	73.21	0.262	11:06:31.623
7 -	27.536	47.806	47.209	2:02.551 (3)	73.06	0.510	11:08:34.174
8 -	27.044	48.312	47.601	2:02.957	72.82	0.916	11:10:37.131

Weather / Track : Bright / Dry

Donington Park GP
 Circuit Length = 2.4873 miles
 Start: 10:52 Flag 11:12 End: 11:14

Mini Se7en / Mini Miglia

QUALIFYING - RACES 2 & 4 - SECTOR ANALYSIS



SECTOR 1 = FL to I1, SECTOR 2 = I1 to I2, SECTOR 3 = I2 to FL, DIFF = Difference To Personal Best Lap, P = Crossed Finish Line in Pit Lane, D = Time Disallowed
 9 - 27.230 52.915 54.296 2:14.441 66.60 12.400 11:12:51.572

P20 28		Dom BURGER		Mini Se7en			
IDEAL LAP TIME : 2:01.248		BEST LAP TIME : 2:02.230		DIFFERENCE : 0.982			
LAP	SECTOR 1	SECTOR 2	SECTOR 3	LAP TIME	MPH	DIFF	TIME OF DAY
1 -	29.170	48.862	48.273	2:06.305	70.89	4.075	10:56:06.936
2 -	26.884	47.166	48.483	2:02.533 (2)	73.07	0.303	10:58:09.469
3 -	27.773	59.340	47.963	2:15.076	66.29	12.846	11:00:24.545
4 -	26.756	48.931	48.271	2:03.958	72.23	1.728	11:02:28.503
5 -	27.265	47.639	47.326	2:02.230 (1)	73.25		11:04:30.733
6 -	27.019	48.331	47.744	2:03.094 (3)	72.74	0.864	11:06:33.827
7 -	27.666	48.252	47.593	2:03.511	72.49	1.281	11:08:37.338
8 -	27.394	48.575	48.108	2:04.077	72.16	1.847	11:10:41.415
9 -	27.447	48.637	48.031	2:04.115	72.14	1.885	11:12:45.530

P21 2		Spencer WANSTALL		Mini Se7en			
IDEAL LAP TIME : 2:02.339		BEST LAP TIME : 2:02.749		DIFFERENCE : 0.410			
LAP	SECTOR 1	SECTOR 2	SECTOR 3	LAP TIME	MPH	DIFF	TIME OF DAY
1 -	28.775	50.563	50.399	2:09.737	69.02	6.988	10:56:21.115
2 -	27.321	47.918	48.028	2:03.267 (2)	72.64	0.518	10:58:24.382
3 -	27.090	47.866	47.793	2:02.749 (1)	72.94		11:00:27.131
4 -	27.099	49.877	54.326	2:11.302	68.19	8.553	11:02:38.433
5 -	27.501	48.156	48.851	2:04.508	71.91	1.759	11:04:42.941
6 -	27.190	48.035	48.436	2:03.661	72.41	0.912	11:06:46.602
7 -	30.791	59.128	51.800	2:21.719	63.18	18.970	11:09:08.321
8 -	27.426	48.964	47.497	2:03.887	72.27	1.138	11:11:12.208
9 -	27.014	47.828	48.733	2:03.575 (3)	72.46	0.826	11:13:15.783

P22 22 Miglia		James DUNKLEY		Mini Miglia			
IDEAL LAP TIME : 2:02.749		BEST LAP TIME : 2:02.749		DIFFERENCE : 0.000			
LAP	SECTOR 1	SECTOR 2	SECTOR 3	LAP TIME	MPH	DIFF	TIME OF DAY
1 -	32.949	57.669	IN PIT	2:31.505 P	59.10	28.756	10:55:57.619
2 -	OUTLAP	53.737	48.284	15:42.876	9.49	13:40.127	11:11:40.495
3 -	27.325	49.629	45.795	2:02.749 (1)	72.94		11:13:43.244

P23 25		Joe THOMPSON		Mini Se7en			
IDEAL LAP TIME : 2:02.763		BEST LAP TIME : 2:02.937		DIFFERENCE : 0.174			
LAP	SECTOR 1	SECTOR 2	SECTOR 3	LAP TIME	MPH	DIFF	TIME OF DAY
1 -	29.307	51.932	50.325	2:11.564	68.06	8.627	10:55:44.864
2 -	28.048	49.536	48.546	2:06.130	70.99	3.193	10:57:50.994
3 -	27.927	50.476	49.100	2:07.503	70.22	4.566	10:59:58.497
4 -	27.492	48.348	47.765	2:03.605 (2)	72.44	0.668	11:02:02.102
5 -	27.174	49.770	48.543	2:05.487	71.35	2.550	11:04:07.589
6 -	27.340	49.166	49.216	2:05.722	71.22	2.785	11:06:13.311
7 -	27.450	48.999	48.262	2:04.711 (3)	71.80	1.774	11:08:18.022
8 -	27.307	49.296	48.619	2:05.222	71.50	2.285	11:10:23.244
9 -	27.139	47.859	47.939	2:02.937 (1)	72.83		11:12:26.181

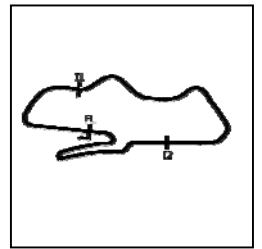
P24 19		Tom SANDERSON		Mini Se7en			
IDEAL LAP TIME : 2:03.087		BEST LAP TIME : 2:03.202		DIFFERENCE : 0.115			
LAP	SECTOR 1	SECTOR 2	SECTOR 3	LAP TIME	MPH	DIFF	TIME OF DAY
1 -	28.660	50.337	49.197	2:08.194	69.85	4.992	10:56:12.679
2 -	27.430	48.735	48.422	2:04.587	71.87	1.385	10:58:17.266
3 -	27.506	49.197	49.200	2:05.903	71.12	2.701	11:00:23.169
4 -	27.041	50.435	48.914	2:06.390	70.84	3.188	11:02:29.559
5 -	27.518	49.845	47.850	2:05.213	71.51	2.011	11:04:34.772
6 -	27.220	48.799	48.810	2:04.829	71.73	1.627	11:06:39.601
7 -	27.227	48.741	47.618	2:03.586 (3)	72.45	0.384	11:08:43.187
8 -	27.076	48.657	47.663	2:03.396 (2)	72.56	0.194	11:10:46.583

Weather / Track : Bright / Dry

Donington Park GP
 Circuit Length = 2.4873 miles
 Start: 10:52 Flag 11:12 End: 11:14

Mini Se7en / Mini Miglia

QUALIFYING - RACES 2 & 4 - SECTOR ANALYSIS



SECTOR 1 = FL to I1, SECTOR 2 = I1 to I2, SECTOR 3 = I2 to FL, DIFF = Difference To Personal Best Lap, P = Crossed Finish Line in Pit Lane, D = Time Disallowed

9 - 27.156 **48.560** **47.486** **2:03.202 (1)** **72.68** **11:12:49.785**

P25 7		Graeme DAVIS		Mini Se7en			
IDEAL LAP TIME : 2:02.767		BEST LAP TIME : 2:03.210		DIFFERENCE : 0.443			
LAP	SECTOR 1	SECTOR 2	SECTOR 3	LAP TIME	MPH	DIFF	TIME OF DAY
1 -	28.081	49.084	49.281	2:06.446	70.81	3.236	10:56:45.905
2 -	27.303	48.447	48.026	2:03.776	72.34	0.566	10:58:49.681
3 -	27.218	48.110	48.506	2:03.834	72.31	0.624	11:00:53.515
4 -	27.236	48.502	48.463	2:04.201	72.09	0.991	11:02:57.716
5 -	27.045	47.995	48.314	2:03.354 (2)	72.59	0.144	11:05:01.070
6 -	26.940	48.331	48.140	2:03.411 (3)	72.55	0.201	11:07:04.481
7 -	26.890	48.438	47.882	2:03.210 (1)	72.67		11:09:07.691
8 -	27.671	52.304	59.440	2:19.415	64.22	16.205	11:11:27.106
9 -	37.100	1:00.156	52.686	2:29.942	59.71	26.732	11:13:57.048

P26 37		Gareth HUNT		Mini Se7en			
IDEAL LAP TIME :		BEST LAP TIME : 2:03.332		DIFFERENCE :			
LAP	SECTOR 1	SECTOR 2	SECTOR 3	LAP TIME	MPH	DIFF	TIME OF DAY
1 -				2:03.963	72.23	0.631	10:58:22.766
2 -				2:03.513 (2)	72.49	0.181	11:00:26.279
3 -				2:03.676	72.40	0.344	11:02:29.955
4 -				2:04.445	71.95	1.113	11:04:34.400
5 -				2:03.687	72.39	0.355	11:06:38.087
6 -				2:05.763	71.20	2.431	11:08:43.850
7 -				2:03.632 (3)	72.42	0.300	11:10:47.482
8 -				2:03.332 (1)	72.60		11:12:50.814

P27 20		Darren THOMAS		Mini Se7en			
IDEAL LAP TIME : 2:03.408		BEST LAP TIME : 2:03.408		DIFFERENCE : 0.000			
LAP	SECTOR 1	SECTOR 2	SECTOR 3	LAP TIME	MPH	DIFF	TIME OF DAY
1 -	28.872	51.075	49.978	2:09.925	68.92	6.517	10:56:05.513
2 -	26.916	48.422	48.070	2:03.408 (1)	72.55		10:58:08.921
3 -	27.308	51.120	48.657	2:07.085 (3)	70.46	3.677	11:00:16.006
4 -	27.525	49.437	48.482	2:05.444 (2)	71.38	2.036	11:02:21.450
5 -	27.315	49.490	IN PIT	2:11.728 P	67.97	8.320	11:04:33.178

P28 1		Ashley DAVIES		Mini Se7en			
IDEAL LAP TIME : 2:03.537		BEST LAP TIME : 2:03.546		DIFFERENCE : 0.009			
LAP	SECTOR 1	SECTOR 2	SECTOR 3	LAP TIME	MPH	DIFF	TIME OF DAY
1 -	28.755	49.483	48.799	2:07.037	70.48	3.491	10:56:41.629
2 -	27.497	48.892	48.015	2:04.404 (2)	71.97	0.858	10:58:46.033
3 -	27.212	48.310	48.024	2:03.546 (1)	72.47		11:00:49.579
4 -	27.680	48.334	48.473	2:04.487 (3)	71.93	0.941	11:02:54.066
5 -	27.346	48.914	48.472	2:04.732	71.78	1.186	11:04:58.798
6 -	27.496	49.766	IN PIT	2:12.650 P	67.50	9.104	11:07:11.448
7 -	OUTLAP	53.196	50.349	3:56.064	37.93	1:52.518	11:11:07.512
8 -	27.258	48.839	48.562	2:04.659	71.83	1.113	11:13:12.171

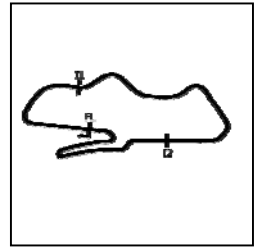
P29 11		Tim STANBRIDGE		Mini Se7en			
IDEAL LAP TIME : 2:03.225		BEST LAP TIME : 2:03.803		DIFFERENCE : 0.578			
LAP	SECTOR 1	SECTOR 2	SECTOR 3	LAP TIME	MPH	DIFF	TIME OF DAY
1 -	28.787	51.043	49.894	2:09.724	69.02	5.921	10:55:44.237
2 -	27.722	49.417	48.533	2:05.672	71.25	1.869	10:57:49.909
3 -	27.407	51.583	48.783	2:07.773	70.08	3.970	10:59:57.682
4 -	27.891	48.266	47.646	2:03.803 (1)	72.32		11:02:01.485
5 -	27.444	50.844	48.726	2:07.014	70.49	3.211	11:04:08.499
6 -	27.313	48.623	48.561	2:04.497 (3)	71.92	0.694	11:06:12.996
7 -	27.382	48.881	47.913	2:04.176 (2)	72.11	0.373	11:08:17.172
8 -	27.560	49.631	47.938	2:05.129	71.56	1.326	11:10:22.301

Weather / Track : Bright / Dry

Donington Park GP
Circuit Length = 2.4873 miles
Start: 10:52 Flag 11:12 End: 11:14

Mini Se7en / Mini Miglia

QUALIFYING - RACES 2 & 4 - SECTOR ANALYSIS



SECTOR 1 = FL to I1, SECTOR 2 = I1 to I2, SECTOR 3 = I2 to FL, DIFF = Difference To Personal Best Lap, P = Crossed Finish Line in Pit Lane, D = Time Disallowed
 9 - 30.033 51.273 50.910 2:12.216 67.72 8.413 11:12:34.517

P30 791 S		Shaun TARLTON		Mini Se7en S			
IDEAL LAP TIME : 2:03.366		BEST LAP TIME : 2:03.910		DIFFERENCE : 0.544			
LAP	SECTOR 1	SECTOR 2	SECTOR 3	LAP TIME	MPH	DIFF	TIME OF DAY
1 -	29.379	53.106	49.792	2:12.277	67.69	8.367	10:56:34.203
2 -	27.862	52.531	48.612	2:09.005	69.41	5.095	10:58:43.208
3 -	27.192	49.208	49.356	2:05.756	71.20	1.846	11:00:48.964
4 -	27.722	49.020	47.550	2:04.292 (2)	72.04	0.382	11:02:53.256
5 -	27.655	53.430	59.880	2:20.965	63.52	17.055	11:05:14.221
6 -	27.433	49.039	48.200	2:04.672	71.82	0.762	11:07:18.893
7 -	27.233	49.818	48.104	2:05.155	71.54	1.245	11:09:24.048
8 -	27.574	48.784	48.140	2:04.498 (3)	71.92	0.588	11:11:28.546
9 -	27.541	48.624	47.745	2:03.910 (1)	72.26		11:13:32.456

P31 27		Leon WINDOW		Mini Se7en			
IDEAL LAP TIME : 2:03.965		BEST LAP TIME : 2:04.239		DIFFERENCE : 0.274			
LAP	SECTOR 1	SECTOR 2	SECTOR 3	LAP TIME	MPH	DIFF	TIME OF DAY
1 -	29.317	50.121	49.502	2:08.940	69.44	4.701	10:56:45.195
2 -	27.773	49.179	48.743	2:05.695	71.23	1.456	10:58:50.890
3 -	27.711	48.761	48.630	2:05.102 (2)	71.57	0.863	11:00:55.992
4 -	27.652	49.243	48.247	2:05.142 (3)	71.55	0.903	11:03:01.134
5 -	27.968	48.881	48.641	2:05.490	71.35	1.251	11:05:06.624
6 -	28.403	48.757	49.069	2:06.229	70.93	1.990	11:07:12.853
7 -	27.437	48.310	48.492	2:04.239 (1)	72.07		11:09:17.092
8 -	27.897	49.139	49.256	2:06.292	70.90	2.053	11:11:23.384
9 -	27.408	48.873	48.937	2:05.218	71.51	0.979	11:13:28.602

P32 49		Ross BILLISON		Mini Se7en			
IDEAL LAP TIME : 2:04.838		BEST LAP TIME : 2:05.011		DIFFERENCE : 0.173			
LAP	SECTOR 1	SECTOR 2	SECTOR 3	LAP TIME	MPH	DIFF	TIME OF DAY
1 -	28.616	52.795	49.690	2:11.101	68.30	6.090	10:56:34.742
2 -	27.807	50.200	49.863	2:07.870	70.02	2.859	10:58:42.612
3 -	27.511	49.258	50.649	2:07.418	70.27	2.407	11:00:50.030
4 -	27.775	48.959	49.635	2:06.369	70.85	1.358	11:02:56.399
5 -	27.314	49.115	49.007	2:05.436 (2)	71.38	0.425	11:05:01.835
6 -	27.674	48.791	49.493	2:05.958 (3)	71.09	0.947	11:07:07.793
7 -	27.394	48.884	48.733	2:05.011 (1)	71.62		11:09:12.804
8 -	28.537	56.958	59.068	2:24.563	61.94	19.552	11:11:37.367
9 -	27.534	49.474	IN PIT	2:10.472 P	68.63	5.461	11:13:47.839

P33 700 S		Justin COOPER		Mini Se7en S			
IDEAL LAP TIME :		BEST LAP TIME : 2:05.455		DIFFERENCE :			
LAP	SECTOR 1	SECTOR 2	SECTOR 3	LAP TIME	MPH	DIFF	TIME OF DAY
1 -				2:13.051	67.30	7.596	10:55:25.684
2 -				2:07.290	70.34	1.835	10:57:32.974
3 -				2:06.369	70.85	0.914	10:59:39.343
4 -				2:06.648	70.70	1.193	11:01:45.991
5 -				2:06.458	70.80	1.003	11:03:52.449
6 -				2:06.136	70.99	0.681	11:05:58.585
7 -				2:06.135 (3)	70.99	0.680	11:08:04.720
8 -				2:06.415	70.83	0.960	11:10:11.135
9 -				2:05.974 (2)	71.08	0.519	11:12:17.109
10 -				2:05.455 (1)	71.37		11:14:22.564

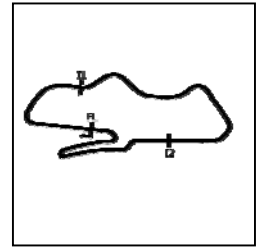
P34 95		Julian PROCTOR		Mini Se7en			
IDEAL LAP TIME : 2:05.288		BEST LAP TIME : 2:05.760		DIFFERENCE : 0.472			
LAP	SECTOR 1	SECTOR 2	SECTOR 3	LAP TIME	MPH	DIFF	TIME OF DAY
1 -	29.255	50.896	49.255	2:09.406	69.19	3.646	10:57:03.727

Weather / Track : Bright / Dry

Donington Park GP
 Circuit Length = 2.4873 miles
 Start: 10:52 Flag 11:12 End: 11:14

Mini Se7en / Mini Miglia

QUALIFYING - RACES 2 & 4 - SECTOR ANALYSIS



SECTOR 1 = FL to I1, SECTOR 2 = I1 to I2, SECTOR 3 = I2 to FL, DIFF = Difference To Personal Best Lap, P = Crossed Finish Line in Pit Lane, D = Time Disallowed

2 -	28.010	50.207	49.379	2:07.596	70.17	1.836	10:59:11.323
3 -	28.067	49.239	49.563	2:06.869	70.58	1.109	11:01:18.192
4 -	27.838	49.042	48.883	2:05.763 (2)	71.20	0.003	11:03:23.955
5 -	29.000	51.481	50.101	2:10.582	68.57	4.822	11:05:34.537
6 -	27.628	49.514	48.618	2:05.760 (1)	71.20		11:07:40.297
7 -	27.688	49.457	49.229	2:06.374 (3)	70.85	0.614	11:09:46.671
8 -	28.261	50.052	IN PIT	2:13.049 P	67.30	7.289	11:11:59.720

P35 94		Lee ROBERTS		Mini Se7en			
IDEAL LAP TIME : 2:05.560		BEST LAP TIME : 2:05.852		DIFFERENCE : 0.292			
LAP	SECTOR 1	SECTOR 2	SECTOR 3	LAP TIME	MPH	DIFF	TIME OF DAY
1 -	31.751	56.145	50.919	2:18.815	64.50	12.963	10:56:36.997
2 -	28.213	50.221	50.059	2:08.493	69.68	2.641	10:58:45.490
3 -	28.359	50.453	49.782	2:08.594	69.63	2.742	11:00:54.084
4 -	28.035	50.620	50.352	2:09.007	69.41	3.155	11:03:03.091
5 -	27.614	49.829	49.466	2:06.909 (3)	70.55	1.057	11:05:10.000
6 -	27.562	49.891	49.416	2:06.869 (2)	70.58	1.017	11:07:16.869
7 -	27.364	49.773	51.129	2:08.266	69.81	2.414	11:09:25.135
8 -	27.534	49.203	49.115	2:05.852 (1)	71.15		11:11:30.987
9 -	28.596	52.197	48.993	2:09.786	68.99	3.934	11:13:40.773

P36 99		Chris BLACKWELL-FROST		Mini Se7en			
IDEAL LAP TIME : 2:05.565		BEST LAP TIME : 2:05.860		DIFFERENCE : 0.295			
LAP	SECTOR 1	SECTOR 2	SECTOR 3	LAP TIME	MPH	DIFF	TIME OF DAY
1 -	30.826	55.077	51.489	2:17.392	65.17	11.532	10:56:24.021
2 -	27.815	49.711	48.798	2:06.324 (3)	70.88	0.464	10:58:30.345
3 -	27.688	49.895	48.550	2:06.133 (2)	70.99	0.273	11:00:36.478
4 -	27.718	49.513	48.629	2:05.860 (1)	71.14		11:02:42.338
5 -	27.798	50.090	49.732	2:07.620	70.16	1.760	11:04:49.958
6 -	27.905	50.028	48.761	2:06.694	70.67	0.834	11:06:56.652
7 -	27.502	50.174	49.189	2:06.865	70.58	1.005	11:09:03.517
8 -	28.135	49.948	49.029	2:07.112	70.44	1.252	11:11:10.629

P37 742 S		Benjamin BUTLER		Mini Se7en S			
IDEAL LAP TIME : 2:05.247		BEST LAP TIME : 2:05.951		DIFFERENCE : 0.704			
LAP	SECTOR 1	SECTOR 2	SECTOR 3	LAP TIME	MPH	DIFF	TIME OF DAY
1 -	29.470	51.600	49.575	2:10.645	68.54	4.694	10:56:51.220
2 -	28.176	49.853	1:02.775	2:20.804	63.59	14.853	10:59:12.024
3 -	28.163	49.441	48.806	2:06.410 (3)	70.83	0.459	11:01:18.434
4 -	28.096	48.981	48.874	2:05.951 (1)	71.09		11:03:24.385
5 -	28.142	49.978	48.738	2:06.858	70.58	0.907	11:05:31.243
6 -	27.680	50.021	49.361	2:07.062	70.47	1.111	11:07:38.305
7 -	27.528	49.770	49.000	2:06.298 (2)	70.89	0.347	11:09:44.603
8 -	31.439	49.855	51.173	2:12.467	67.59	6.516	11:11:57.070
9 -	28.045	49.641	49.225	2:06.911	70.55	0.960	11:14:03.981

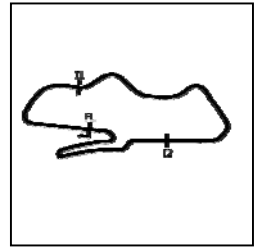
P38 55		Darren EATON		Mini Se7en			
IDEAL LAP TIME : 2:06.078		BEST LAP TIME : 2:06.511		DIFFERENCE : 0.433			
LAP	SECTOR 1	SECTOR 2	SECTOR 3	LAP TIME	MPH	DIFF	TIME OF DAY
1 -	28.844	53.389	51.412	2:13.645	67.00	7.134	10:57:59.908
2 -	28.365	50.320	50.993	2:09.678	69.05	3.167	11:00:09.586
3 -	27.990	49.487	50.160	2:07.637 (3)	70.15	1.126	11:02:17.223
4 -	27.903	49.204	50.266	2:07.373 (2)	70.30	0.862	11:04:24.596
5 -	28.068	49.472	48.971	2:06.511 (1)	70.78		11:06:31.107
6 -	29.075	49.525	57.074	2:15.674	65.99	9.163	11:08:46.781
7 -	29.689	52.642	IN PIT	2:19.996 P	63.96	13.485	11:11:06.777

Weather / Track : Bright / Dry

Donington Park GP
Circuit Length = 2.4873 miles
Start: 10:52 Flag 11:12 End: 11:14

Mini Se7en / Mini Miglia

QUALIFYING - RACES 2 & 4 - SECTOR ANALYSIS



SECTOR 1 = FL to I1, SECTOR 2 = I1 to I2, SECTOR 3 = I2 to FL, DIFF = Difference To Personal Best Lap, P = Crossed Finish Line in Pit Lane, D = Time Disallowed

P39 723 S		James BULL		Mini Se7en S			
IDEAL LAP TIME : 2:08.390		BEST LAP TIME : 2:08.805		DIFFERENCE : 0.415			
LAP	SECTOR 1	SECTOR 2	SECTOR 3	LAP TIME	MPH	DIFF	TIME OF DAY
1 -	30.803	52.851	52.278	2:15.932	65.87	7.127	10:57:00.689
2 -	29.375	53.051	50.354	2:12.780	67.43	3.975	10:59:13.469
3 -	28.248	50.599	49.958	2:08.805 (1)	69.51		11:01:22.274
4 -	28.431	50.454	50.993	2:09.878 (3)	68.94	1.073	11:03:32.152
5 -	28.070	50.938	50.672	2:09.680 (2)	69.05	0.875	11:05:41.832
6 -	28.314	51.163	50.963	2:10.440	68.64	1.635	11:07:52.272
7 -	27.978	52.110	50.202	2:10.290	68.72	1.485	11:10:02.562
8 -	28.205	51.041	50.821	2:10.067	68.84	1.262	11:12:12.629
9 -	28.562	51.620	IN PIT	2:15.661 P	66.00	6.856	11:14:28.290

P40 792 S		Kevin O SHEA		Mini Se7en S			
IDEAL LAP TIME : 2:09.445		BEST LAP TIME : 2:09.485		DIFFERENCE : 0.040			
LAP	SECTOR 1	SECTOR 2	SECTOR 3	LAP TIME	MPH	DIFF	TIME OF DAY
1 -	31.076	56.944	54.339	2:22.359	62.90	12.874	10:59:42.338
2 -	29.183	53.227	52.750	2:15.160	66.25	5.675	11:01:57.498
3 -	28.645	53.962	51.082	2:13.689	66.97	4.204	11:04:11.187
4 -	28.792	52.342	50.672	2:11.806	67.93	2.321	11:06:22.993
5 -	28.339	51.914	50.807	2:11.060 (3)	68.32	1.575	11:08:34.053
6 -	28.463	51.371	50.034	2:09.868 (2)	68.95	0.383	11:10:43.921
7 -	28.063	51.411	50.011	2:09.485 (1)	69.15		11:12:53.406


P41 765 S		Simon MARTIN		Mini Se7en S			
IDEAL LAP TIME : 2:15.872		BEST LAP TIME : 2:17.167		DIFFERENCE : 1.295			
LAP	SECTOR 1	SECTOR 2	SECTOR 3	LAP TIME	MPH	DIFF	TIME OF DAY
1 -	32.100	56.043	55.372	2:23.515	62.39	6.348	10:57:47.402
2 -	31.364	58.532	53.703	2:23.599	62.35	6.432	11:00:11.001
3 -	29.800	55.099	55.231	2:20.130	63.90	2.963	11:02:31.131
4 -	29.593	54.191	53.465	2:17.249 (2)	65.24	0.082	11:04:48.380
5 -	30.225	54.650	54.292	2:19.167 (3)	64.34	2.000	11:07:07.547
6 -	30.371	55.292	54.118	2:19.781	64.06	2.614	11:09:27.328
7 -	29.931	54.318	56.227	2:20.476	63.74	3.309	11:11:47.804
8 -	30.625	52.814	53.728	2:17.167 (1)	65.28		11:14:04.971

Weather / Track : Bright / Dry

Donington Park GP
 Circuit Length = 2.4873 miles
 Start: 10:52 Flag 11:12 End: 11:14

Mini Miglia

RACE 4 - GRID (20 minutes)

ROW 10	19	1:53.727	149 Gary WARBURTON	20	1:54.538	177 Peter CREWES
ROW 9						
ROW 8						
ROW 7	13	2:02.749	22 James DUNKLEY			
ROW 6						
ROW 6	11	1:54.543	55 Michael GREEN	12	1:56.362	20 Mark SIMS
ROW 5						
ROW 5	9	1:53.249	92 Jason PORTER	10	1:53.522	42 Paul SIMMONDS
ROW 4						
ROW 4	7	1:52.937	77 Tristen KNIGHT	8	1:53.156	69 Tony LE MAY
ROW 3						
ROW 3	5	1:51.878	88 Daniel WHEELER	6	1:52.700	29 Dave DREW
ROW 2						
ROW 2	3	1:50.884	72 Robert HOWARD	4	1:51.568	85 Sam SUMMERHAYES
ROW 1						
ROW 1	1	1:49.499	23 Rupert DEETH	2	1:49.920	21 Aaron SMITH
Pole						
						

Donington Park GP
Circuit Length = 2.4873 miles

These results are provisional until the conclusion of any judicial and technical matters.

Clerk Of Course :

Timekeeper :

Mini Miglia

RACE 4 - CLASSIFICATION - AMENDED

POS	NO	CL	PIC NAME	ENTRY	LAPS	TIME	GAP	DIFF	MPH	BEST	ON
1	23	Miglia	1 Rupert DEETH	Mini Miglia	11	20:16.761			80.83	1:49.656	4
2	72	Miglia	2 Robert HOWARD	Mini Miglia	11	20:40.086	23.325	23.325	79.31	1:50.955	2
3	88	Miglia	3 Daniel WHEELER	Mini Miglia	11	20:40.271	23.510	0.185	79.30	1:51.213	2
4	29	Miglia	4 Dave DREW	Mini Miglia	11	20:47.942	31.181	7.671	78.81	1:51.915	10
5	177	Libre	1 Peter CREWES	Rover Britax Cooper S 1380	11	21:03.989	47.228	16.047	77.81	1:52.134	7
6	149	Libre	2 Gary WARBURTON	Rover Mini Libre 1300	11	21:11.321	54.560	7.332	77.37	1:52.319	6
7	22	Miglia	5 James DUNKLEY	Mini Miglia	11	21:13.527	56.766	2.206	77.23	1:54.076	9
8	55	Miglia	6 Michael GREEN	Mini Miglia	11	21:22.489	1:05.728	8.962	76.69	1:55.098	6

NOT CLASSIFIED

DNF	77	Miglia	Tristen KNIGHT	Mini Miglia	10	18:51.299	1 Lap	1 Lap	79.03	1:51.564	4
DNF	85	Miglia	Sam SUMMERHAYES	Mini Miglia	7	13:30.385	4 Laps	3 Laps	77.17	1:52.370	2
DNF	20	Miglia	Mark SIMS	Mini Miglia	4	8:08.333	7 Laps	3 Laps	73.06	1:55.356	2
DNF	69	Miglia	Tony LE MAY	Mini Miglia	3	5:41.672	8 Laps	1 Lap	78.22	1:51.625	3
DNF	92	Miglia	Jason PORTER	Mini Miglia	3	5:51.320	8 Laps	9.648	76.07	1:55.125	3
DNF	42	Miglia	Paul SIMMONDS	Mini Miglia	3	5:52.575	8 Laps	1.255	75.80	1:55.788	3
EX	21 *	Miglia	Aaron SMITH	Mini Miglia	0						

FASTEST LAP

23	Miglia	Rupert DEETH	Mini Miglia	4	1:49.656	81.65 mph	131.41 kph
177	Libre	Peter CREWES	Rover Britax Cooper S 1380	7	1:52.134	79.85 mph	128.51 kph

Car 21 - Excluded from the results of the race - Contravention of Championship Regulation (TR 5.8.1.4 p18) (Eligibility)

Weather / Track : Bright / Dry

These results are provisional until the conclusion of any judicial and technical matters.

Donington Park GP

Circuit Length = 2.4873 miles

Start: 16:23 Flag 16:43 End: 16:45

Clerk Of Course :		Timekeeper :	
-------------------	--	--------------	--

Mini Miglia

RACE 4 - LAP CHART

LAP 1 @ 16:25:36.497			LAP 2 @ 16:27:26.409			LAP 3 @ 16:29:16.100			LAP 4 @ 16:31:05.756			LAP 5 @ 16:32:55.642		
NO	BEHIND	LAP TIME	NO	BEHIND	LAP TIME	NO	BEHIND	LAP TIME	NO	BEHIND	LAP TIME	NO	BEHIND	LAP TIME
23		1:54.649	23		1:49.912	23		1:49.691	23		1:49.656	23		1:49.886
21	0.399	1:55.048	21	0.818	1:50.331	21	1.099	1:49.972	21	1.812	1:50.369	21	3.232	1:51.306
85	1.010	1:55.659	72	2.285	1:50.955	72	4.818	1:52.224	72	6.465	1:51.303	88	8.606	1:51.690
72	1.242	1:55.891	88	3.064	1:51.213	88	4.976	1:51.603	88	6.802	1:51.482	72	9.279	1:52.700
88	1.763	1:56.412	85	3.468	1:52.370	85	6.510	1:52.733	85	9.747	1:52.893	85	14.463	1:54.602
69	3.199	1:57.848	69	5.486	1:52.199	69	7.420	1:51.625	77	10.817	1:51.564	77	14.889	1:53.958
29	3.756	1:58.405	77	6.376	1:52.154	77	8.909	1:52.224	29	11.346	1:52.022	29	15.291	1:53.831
77	4.134	1:58.783	29	6.689	1:52.845	29	8.980	1:51.982	177	20.985	1:53.144	177	24.176	1:53.077
42	5.748	2:00.397	92	11.634	1:55.591	92	17.068	1:55.125	149	22.253	1:53.186	149	25.598	1:53.231
92	5.955	2:00.604	55	11.814	1:55.124	177	17.497	1:54.576	55	23.591	1:55.730	55	29.573	1:55.868
55	6.602	2:01.251	42	12.226	1:56.390	55	17.517	1:55.394	22	26.716	1:56.110	22	32.486	1:55.656
20	7.156	2:01.805	20	12.600	1:55.356	42	18.323	1:55.788	20	44.425	2:14.808 P			
22	7.697	2:02.346	177	12.612	1:54.534	149	18.723	1:54.840						
177	7.990	2:02.639	149	13.574	1:54.960	20	19.273	1:56.364						
149	8.526	2:03.175	22	14.039	1:56.254	22	20.262	1:55.914						

Weather / Track : Bright / Dry

Mini Miglia

RACE 4 - LAP CHART

LAP 6 @ 16:34:45.882			LAP 7 @ 16:36:35.974			LAP 8 @ 16:38:26.345			LAP 9 @ 16:40:16.951			LAP 10 @ 16:42:07.769		
NO	BEHIND	LAP TIME	NO	BEHIND	LAP TIME	NO	BEHIND	LAP TIME	NO	BEHIND	LAP TIME	NO	BEHIND	LAP TIME
23		1:50.240	23		1:50.092	23		1:50.371	23		1:50.606	23		1:50.818
21	3.850	1:50.858	21	5.589	1:51.831	21	6.457	1:51.239	21	7.581	1:51.730	21	8.071	1:51.308
88	11.140	1:52.774	88	14.290	1:53.242	72	17.929	1:53.664	72	21.346	1:54.023	72	22.349	1:51.821
72	11.625	1:52.586	72	14.636	1:53.103	88	18.038	1:54.119	88	21.684	1:54.252	88	22.674	1:51.808
77	16.654	1:52.005	77	18.147	1:51.585	77	19.562	1:51.786	77	22.080	1:53.124	29	24.518	1:51.915
85	17.130	1:52.907	29	19.461	1:52.037	29	21.598	1:52.508	29	23.421	1:52.429	77	25.378	1:54.116
29	17.516	1:52.465	177	28.698	1:52.134	177	31.206	1:52.879	177	37.340	1:56.740	177	40.717	1:54.195
177	26.656	1:52.720	149	31.402	1:53.817	149	37.642	1:56.611	149	44.071	1:57.035	149	48.646	1:55.393
149	27.677	1:52.319	85	36.259	2:09.221 P	55	45.438	1:56.344	22	49.455	1:54.076	22	53.456	1:54.819
55	34.431	1:55.098	55	39.465	1:55.126	22	45.985	1:54.433	55	53.728	1:58.896	55	59.509	1:56.599
22	37.254	1:55.008	22	41.923	1:54.761									

Weather / Track : Bright / Dry

Mini Miglia

RACE 4 - LAP CHART

LAP 11 @ 16:43:58.609

NO	BEHIND	LAP TIME
23		1:50.840
21	8.730	1:51.499
72	23.325	1:51.816
88	23.510	1:51.676
29	31.181	1:57.503
177	47.228	1:57.351
149	54.560	1:56.754
22	56.766	1:54.150
55	1:05.728	1:57.059

Weather / Track : Bright / Dry

Results can be found at www.tsl-timing.com

Page 3 of 3

Donington Park GP
Circuit Length = 2.4873 miles
Start: 16:23 Flag 16:43 End: 16:45

Printed - 16:46 Saturday, 03 June 2017

Mini Miglia

RACE 4 - BEST SECTORS

SECTOR 1				SECTOR 2				SECTOR 3				IDEAL / BEST COMPARISON			
POS	NO	NAME	TIME	NO	NAME	TIME	NO	NAME	TIME	POS	NO	NAME	IDEAL	BEST	DIFF
													PERFECT LAP	1:49.443	
1	23	DEETH	24.202	21	SMITH	42.999	23	DEETH	42.242	1	23	DEETH	1:49.483	1:49.656	0.173
2	21	SMITH	24.250	23	DEETH	43.039	72	HOWARD	42.518	2	21	SMITH	1:49.769	1:49.972	0.203
3	77	KNIGHT	24.338	88	WHEELER	43.308	21	SMITH	42.520	3	72	HOWARD	1:50.399	1:50.955	0.556
4	85	SUMMERHAYES	24.360	72	HOWARD	43.457	29	DREW	42.757	4	88	WHEELER	1:50.647	1:51.213	0.566
5	149	WARBURTON	24.375	77	KNIGHT	43.740	69	LE MAY	42.820	5	29	DREW	1:51.001	1:51.915	0.914
6	88	WHEELER	24.410	29	DREW	43.741	88	WHEELER	42.929	6	77	KNIGHT	1:51.140	1:51.564	0.424
7	72	HOWARD	24.424	85	SUMMERHAYES	43.918	85	SUMMERHAYES	42.991	7	85	SUMMERHAYES	1:51.269	1:52.370	1.101
8	29	DREW	24.503	69	LE MAY	44.017	77	KNIGHT	43.062	8	69	LE MAY	1:51.625	1:51.625	0.000
9	177	CREWES	24.617	177	CREWES	44.048	177	CREWES	43.251	9	177	CREWES	1:51.916	1:52.134	0.218
10	69	LE MAY	24.788	149	WARBURTON	44.324	149	WARBURTON	43.584	10	149	WARBURTON	1:52.283	1:52.319	0.036
11	42	SIMMONDS	24.852	22	DUNKLEY	44.543	22	DUNKLEY	43.685	11	22	DUNKLEY	1:53.263	1:54.076	0.813
12	92	PORTER	24.976	92	PORTER	44.583	55	GREEN	44.336	12	92	PORTER	1:53.942	1:55.125	1.183
13	22	DUNKLEY	25.035	55	GREEN	44.647	92	PORTER	44.383	13	55	GREEN	1:54.164	1:55.098	0.934
14	20	SIMS	25.173	20	SIMS	44.661	20	SIMS	44.724	14	20	SIMS	1:54.558	1:55.356	0.798
15	55	GREEN	25.181	42	SIMMONDS	44.846	42	SIMMONDS	44.998	15	42	SIMMONDS	1:54.696	1:55.788	1.092

Weather / Track : Bright / Dry

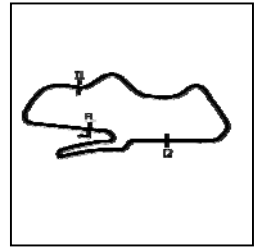
Results can be found at www.tsl-timing.com

Donington Park GP
 Circuit Length = 2.4873 miles
 Start: 16:23 Flag 16:43 End: 16:45

Printed - 16:46 Saturday, 03 June 2017

Mini Miglia

RACE 4 - SECTOR ANALYSIS



SECTOR 1 = FL to I1, SECTOR 2 = I1 to I2, SECTOR 3 = I2 to FL, DIFF = Difference To Personal Best Lap, P = Crossed Finish Line in Pit Lane, D = Time Disallowed

P1 23 Miglia Rupert DEETH			Mini Miglia				
IDEAL LAP TIME : 1:49.483		BEST LAP TIME : 1:49.656		DIFFERENCE : 0.173			
LAP	SECTOR 1	SECTOR 2	SECTOR 3	LAP TIME	MPH	DIFF	TIME OF DAY
1 -		43.914	42.504	1:54.649	78.10	4.993	16:25:36.497
2 -	24.474	43.196	42.242	1:49.912	81.46	0.256	16:27:26.409
3 -	24.396	43.042	42.253	1:49.691 (2)	81.63	0.035	16:29:16.100
4 -	24.202	43.039	42.415	1:49.656 (1)	81.65		16:31:05.756
5 -	24.270	43.203	42.413	1:49.886 (3)	81.48	0.230	16:32:55.642
6 -	24.782	43.111	42.347	1:50.240	81.22	0.584	16:34:45.882
7 -	24.312	43.283	42.497	1:50.092	81.33	0.436	16:36:35.974
8 -	24.328	43.260	42.783	1:50.371	81.13	0.715	16:38:26.345
9 -	24.542	43.538	42.526	1:50.606	80.95	0.950	16:40:16.951
10 -	24.317	43.379	43.122	1:50.818	80.80	1.162	16:42:07.769
11 -	24.327	43.361	43.152	1:50.840	80.78	1.184	16:43:58.609

P2 21 Miglia Aaron SMITH			Mini Miglia				
IDEAL LAP TIME : 1:49.769		BEST LAP TIME : 1:49.972		DIFFERENCE : 0.203			
LAP	SECTOR 1	SECTOR 2	SECTOR 3	LAP TIME	MPH	DIFF	TIME OF DAY
1 -		44.259	42.581	1:55.048	77.83	5.076	16:25:36.896
2 -	24.250	43.330	42.751	1:50.331 (2)	81.15	0.359	16:27:27.227
3 -	24.302	42.999	42.671	1:49.972 (1)	81.42		16:29:17.199
4 -	24.343	43.506	42.520	1:50.369 (3)	81.13	0.397	16:31:07.568
5 -	24.316	43.852	43.138	1:51.306	80.44	1.334	16:32:58.874
6 -	24.411	43.482	42.965	1:50.858	80.77	0.886	16:34:49.732
7 -	24.453	43.732	43.646	1:51.831	80.07	1.859	16:36:41.563
8 -	24.442	43.683	43.114	1:51.239	80.49	1.267	16:38:32.802
9 -	24.488	43.874	43.368	1:51.730	80.14	1.758	16:40:24.532
10 -	24.405	43.681	43.222	1:51.308	80.44	1.336	16:42:15.840
11 -	24.412	43.811	43.276	1:51.499	80.30	1.527	16:44:07.339

P3 72 Miglia Robert HOWARD			Mini Miglia				
IDEAL LAP TIME : 1:50.399		BEST LAP TIME : 1:50.955		DIFFERENCE : 0.556			
LAP	SECTOR 1	SECTOR 2	SECTOR 3	LAP TIME	MPH	DIFF	TIME OF DAY
1 -		43.754	43.046	1:55.891	77.26	4.936	16:25:37.739
2 -	24.424	44.013	42.518	1:50.955 (1)	80.70		16:27:28.694
3 -	24.927	44.279	43.018	1:52.224	79.79	1.269	16:29:20.918
4 -	24.551	43.715	43.037	1:51.303 (2)	80.45	0.348	16:31:12.221
5 -	25.213	43.919	43.568	1:52.700	79.45	1.745	16:33:04.921
6 -	24.936	43.486	44.164	1:52.586	79.53	1.631	16:34:57.507
7 -	24.538	44.842	43.723	1:53.103	79.17	2.148	16:36:50.610
8 -	25.197	44.807	43.660	1:53.664	78.78	2.709	16:38:44.274
9 -	24.685	45.141	44.197	1:54.023	78.53	3.068	16:40:38.297
10 -	24.626	43.852	43.343	1:51.821	80.07	0.866	16:42:30.118
11 -	24.501	43.457	43.858	1:51.816 (3)	80.08	0.861	16:44:21.934

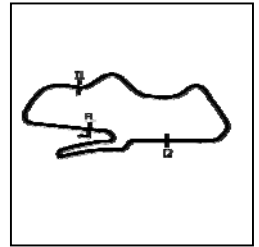
P4 88 Miglia Daniel WHEELER			Mini Miglia				
IDEAL LAP TIME : 1:50.647		BEST LAP TIME : 1:51.213		DIFFERENCE : 0.566			
LAP	SECTOR 1	SECTOR 2	SECTOR 3	LAP TIME	MPH	DIFF	TIME OF DAY
1 -		44.122	43.108	1:56.412	76.92	5.199	16:25:38.260
2 -	24.521	43.746	42.946	1:51.213 (1)	80.51		16:27:29.473
3 -	24.602	43.944	43.057	1:51.603 (3)	80.23	0.390	16:29:21.076
4 -	24.532	43.679	43.271	1:51.482 (2)	80.32	0.269	16:31:12.558
5 -	24.699	44.062	42.929	1:51.690	80.17	0.477	16:33:04.248
6 -	25.119	43.878	43.777	1:52.774	79.40	1.561	16:34:57.022
7 -	24.756	44.969	43.517	1:53.242	79.07	2.029	16:36:50.264
8 -	25.462	44.813	43.844	1:54.119	78.46	2.906	16:38:44.383
9 -	24.773	45.128	44.351	1:54.252	78.37	3.039	16:40:38.635
10 -	24.433	43.903	43.472	1:51.808	80.08	0.595	16:42:30.443
11 -	24.410	43.308	43.958	1:51.676	80.18	0.463	16:44:22.119

Weather / Track : Bright / Dry

Donington Park GP
 Circuit Length = 2.4873 miles
 Start: 16:23 Flag 16:43 End: 16:45

Mini Miglia

RACE 4 - SECTOR ANALYSIS



SECTOR 1 = FL to I1, SECTOR 2 = I1 to I2, SECTOR 3 = I2 to FL, DIFF = Difference To Personal Best Lap, P = Crossed Finish Line in Pit Lane, D = Time Disallowed

P5 29 Miglia Dave DREW			Mini Miglia				
IDEAL LAP TIME : 1:51.001		BEST LAP TIME : 1:51.915		DIFFERENCE : 0.914			
LAP	SECTOR 1	SECTOR 2	SECTOR 3	LAP TIME	MPH	DIFF	TIME OF DAY
1 -		45.677	43.371	1:58.405	75.62	6.490	16:25:40.253
2 -	24.723	44.220	43.902	1:52.845	79.35	0.930	16:27:33.098
3 -	24.503	43.855	43.624	1:51.982 (2)	79.96	0.067	16:29:25.080
4 -	24.699	43.946	43.377	1:52.022 (3)	79.93	0.107	16:31:17.102
5 -	24.600	44.141	45.090	1:53.831	78.66	1.916	16:33:10.933
6 -	24.730	44.001	43.734	1:52.465	79.61	0.550	16:35:03.398
7 -	24.520	43.741	43.776	1:52.037	79.92	0.122	16:36:55.435
8 -	25.072	44.679	42.757	1:52.508	79.58	0.593	16:38:47.943
9 -	24.782	44.283	43.364	1:52.429	79.64	0.514	16:40:40.372
10 -	24.741	43.810	43.364	1:51.915 (1)	80.01		16:42:32.287
11 -	24.713	44.033	48.757	1:57.503	76.20	5.588	16:44:29.790

P6 177 Libre Peter CREWES			Rover Britax Cooper S 1380				
IDEAL LAP TIME : 1:51.916		BEST LAP TIME : 1:52.134		DIFFERENCE : 0.218			
LAP	SECTOR 1	SECTOR 2	SECTOR 3	LAP TIME	MPH	DIFF	TIME OF DAY
1 -		45.771	44.195	2:02.639	73.01	10.505	16:25:44.487
2 -	25.304	44.931	44.299	1:54.534	78.18	2.400	16:27:39.021
3 -	25.528	44.384	44.664	1:54.576	78.15	2.442	16:29:33.597
4 -	24.803	44.407	43.934	1:53.144	79.14	1.010	16:31:26.741
5 -	24.750	44.742	43.585	1:53.077	79.18	0.943	16:33:19.818
6 -	24.660	44.652	43.408	1:52.720 (2)	79.43	0.586	16:35:12.538
7 -	24.835	44.048	43.251	1:52.134 (1)	79.85		16:37:04.672
8 -	24.617	44.275	43.987	1:52.879 (3)	79.32	0.745	16:38:57.551
9 -	25.480	46.845	44.415	1:56.740	76.70	4.606	16:40:54.291
10 -	24.945	45.105	44.145	1:54.195	78.41	2.061	16:42:48.486
11 -	25.633	45.435	46.283	1:57.351	76.30	5.217	16:44:45.837

P7 149 Libre Gary WARBURTON			Rover Mini Libre 1300				
IDEAL LAP TIME : 1:52.283		BEST LAP TIME : 1:52.319		DIFFERENCE : 0.036			
LAP	SECTOR 1	SECTOR 2	SECTOR 3	LAP TIME	MPH	DIFF	TIME OF DAY
1 -		46.524	44.384	2:03.175	72.69	10.856	16:25:45.023
2 -	25.365	45.516	44.079	1:54.960	77.89	2.641	16:27:39.983
3 -	25.018	44.565	45.257	1:54.840	77.97	2.521	16:29:34.823
4 -	24.883	44.719	43.584	1:53.186 (2)	79.11	0.867	16:31:28.009
5 -	25.023	44.526	43.682	1:53.231 (3)	79.08	0.912	16:33:21.240
6 -	24.375	44.324	43.620	1:52.319 (1)	79.72		16:35:13.559
7 -	24.844	44.797	44.176	1:53.817	78.67	1.498	16:37:07.376
8 -	25.317	46.009	45.285	1:56.611	76.78	4.292	16:39:03.987
9 -	25.248	47.217	44.570	1:57.035	76.51	4.716	16:41:01.022
10 -	24.978	45.715	44.700	1:55.393	77.59	3.074	16:42:56.415
11 -	25.536	46.589	44.629	1:56.754	76.69	4.435	16:44:53.169

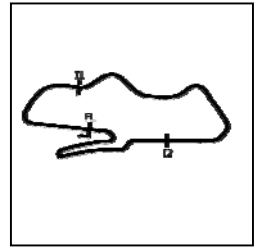
P8 22 Miglia James DUNKLEY			Mini Miglia				
IDEAL LAP TIME : 1:53.263		BEST LAP TIME : 1:54.076		DIFFERENCE : 0.813			
LAP	SECTOR 1	SECTOR 2	SECTOR 3	LAP TIME	MPH	DIFF	TIME OF DAY
1 -		45.811	44.567	2:02.346	73.18	8.270	16:25:44.194
2 -	25.899	45.342	45.013	1:56.254	77.02	2.178	16:27:40.448
3 -	25.469	45.633	44.812	1:55.914	77.25	1.838	16:29:36.362
4 -	25.587	46.059	44.464	1:56.110	77.12	2.034	16:31:32.472
5 -	25.579	45.410	44.667	1:55.656	77.42	1.580	16:33:28.128
6 -	25.578	45.476	43.954	1:55.008	77.85	0.932	16:35:23.136
7 -	25.622	45.163	43.976	1:54.761	78.02	0.685	16:37:17.897
8 -	25.592	44.721	44.120	1:54.433 (3)	78.25	0.357	16:39:12.330
9 -	25.035	45.356	43.685	1:54.076 (1)	78.49		16:41:06.406
10 -	25.377	45.135	44.307	1:54.819	77.98	0.743	16:43:01.225
11 -	25.444	44.543	44.163	1:54.150 (2)	78.44	0.074	16:44:55.375

Weather / Track : Bright / Dry

Donington Park GP
 Circuit Length = 2.4873 miles
 Start: 16:23 Flag 16:43 End: 16:45

Mini Miglia

RACE 4 - SECTOR ANALYSIS



SECTOR 1 = FL to I1, SECTOR 2 = I1 to I2, SECTOR 3 = I2 to FL, DIFF = Difference To Personal Best Lap, P = Crossed Finish Line in Pit Lane, D = Time Disallowed

P9 55 Miglia Michael GREEN			Mini Miglia				
IDEAL LAP TIME : 1:54.164		BEST LAP TIME : 1:55.098		DIFFERENCE : 0.934			
LAP	SECTOR 1	SECTOR 2	SECTOR 3	LAP TIME	MPH	DIFF	TIME OF DAY
1 -		45.000	44.859	2:01.251	73.85	6.153	16:25:43.099
2 -	25.266	44.973	44.885	1:55.124 (2)	77.78	0.026	16:27:38.223
3 -	25.454	44.647	45.293	1:55.394	77.59	0.296	16:29:33.617
4 -	25.540	45.060	45.130	1:55.730	77.37	0.632	16:31:29.347
5 -	25.181	45.724	44.963	1:55.868	77.28	0.770	16:33:25.215
6 -	25.666	45.096	44.336	1:55.098 (1)	77.79		16:35:20.313
7 -	25.461	44.889	44.776	1:55.126 (3)	77.77	0.028	16:37:15.439
8 -	25.442	44.952	45.950	1:56.344	76.96	1.246	16:39:11.783
9 -	25.314	48.351	45.231	1:58.896	75.31	3.798	16:41:10.679
10 -	25.432	45.233	45.934	1:56.599	76.79	1.501	16:43:07.278
11 -	25.813	46.356	44.890	1:57.059	76.49	1.961	16:45:04.337

P10 77 Miglia Tristen KNIGHT			Mini Miglia				
IDEAL LAP TIME : 1:51.140		BEST LAP TIME : 1:51.564		DIFFERENCE : 0.424			
LAP	SECTOR 1	SECTOR 2	SECTOR 3	LAP TIME	MPH	DIFF	TIME OF DAY
1 -		44.998	43.529	1:58.783	75.38	7.219	16:25:40.631
2 -	24.660	44.186	43.308	1:52.154	79.84	0.590	16:27:32.785
3 -	24.509	43.740	43.975	1:52.224	79.79	0.660	16:29:25.009
4 -	24.598	43.904	43.062	1:51.564 (1)	80.26		16:31:16.573
5 -	24.762	44.431	44.765	1:53.958	78.57	2.394	16:33:10.531
6 -	24.686	44.039	43.280	1:52.005	79.94	0.441	16:35:02.536
7 -	24.525	43.966	43.094	1:51.585 (2)	80.24	0.021	16:36:54.121
8 -	24.623	44.018	43.145	1:51.786 (3)	80.10	0.222	16:38:45.907
9 -	24.422	44.152	44.550	1:53.124	79.15	1.560	16:40:39.031
10 -	24.338	45.150	44.628	1:54.116	78.46	2.552	16:42:33.147

P11 85 Miglia Sam SUMMERHAYES			Mini Miglia				
IDEAL LAP TIME : 1:51.269		BEST LAP TIME : 1:52.370		DIFFERENCE : 1.101			
LAP	SECTOR 1	SECTOR 2	SECTOR 3	LAP TIME	MPH	DIFF	TIME OF DAY
1 -		43.943	42.991	1:55.659	77.42	3.289	16:25:37.507
2 -	24.360	44.552	43.458	1:52.370 (1)	79.68		16:27:29.877
3 -	25.046	44.015	43.672	1:52.733 (2)	79.43	0.363	16:29:22.610
4 -	24.953	44.213	43.727	1:52.893 (3)	79.31	0.523	16:31:15.503
5 -	25.294	44.926	44.382	1:54.602	78.13	2.232	16:33:10.105
6 -	25.312	43.918	43.677	1:52.907	79.30	0.537	16:35:03.012
7 -	24.416	44.034	IN PIT	2:09.221 P	69.29	16.851	16:37:12.233

P12 20 Miglia Mark SIMS			Mini Miglia				
IDEAL LAP TIME : 1:54.558		BEST LAP TIME : 1:55.356		DIFFERENCE : 0.798			
LAP	SECTOR 1	SECTOR 2	SECTOR 3	LAP TIME	MPH	DIFF	TIME OF DAY
1 -		45.314	44.724	2:01.805 (3)	73.51	6.449	16:25:43.653
2 -	25.525	44.661	45.170	1:55.356 (1)	77.62		16:27:39.009
3 -	25.704	44.848	45.812	1:56.364 (2)	76.95	1.008	16:29:35.373
4 -	25.173	1:00.560	IN PIT	2:14.808 P	66.42	19.452	16:31:50.181

P13 69 Miglia Tony LE MAY			Mini Miglia				
IDEAL LAP TIME : 1:51.625		BEST LAP TIME : 1:51.625		DIFFERENCE : 0.000			
LAP	SECTOR 1	SECTOR 2	SECTOR 3	LAP TIME	MPH	DIFF	TIME OF DAY
1 -		45.206	43.030	1:57.848 (3)	75.98	6.223	16:25:39.696
2 -	24.921	44.383	42.895	1:52.199 (2)	79.80	0.574	16:27:31.895
3 -	24.788	44.017	42.820	1:51.625 (1)	80.21		16:29:23.520

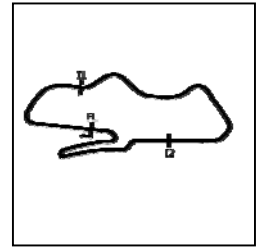
P14 92 Miglia Jason PORTER			Mini Miglia				
IDEAL LAP TIME : 1:53.942		BEST LAP TIME : 1:55.125		DIFFERENCE : 1.183			
LAP	SECTOR 1	SECTOR 2	SECTOR 3	LAP TIME	MPH	DIFF	TIME OF DAY

Weather / Track : Bright / Dry

Donington Park GP
 Circuit Length = 2.4873 miles
 Start: 16:23 Flag 16:43 End: 16:45

Mini Miglia

RACE 4 - SECTOR ANALYSIS



SECTOR 1 = FL to I1, SECTOR 2 = I1 to I2, SECTOR 3 = I2 to FL, DIFF = Difference To Personal Best Lap, P = Crossed Finish Line in Pit Lane, D = Time Disallowed

1 -		44.711	44.383	2:00.604 (3)	74.24	5.479	16:25:42.452
2 -	24.976	45.071	45.544	1:55.591 (2)	77.46	0.466	16:27:38.043
3 -	25.831	44.583	44.711	1:55.125 (1)	77.78		16:29:33.168

P15 42 Miglia Paul SIMMONDS

Mini Miglia

IDEAL LAP TIME : 1:54.696


BEST LAP TIME : 1:55.788

DIFFERENCE : 1.092

LAP	SECTOR 1	SECTOR 2	SECTOR 3	LAP TIME	MPH	DIFF	TIME OF DAY
1 -		44.888	44.998	2:00.397 (3)	74.37	4.609	16:25:42.245
2 -	24.852	45.330	46.208	1:56.390 (2)	76.93	0.602	16:27:38.635
3 -	25.498	44.846	45.444	1:55.788 (1)	77.33		16:29:34.423

Mini Miglia

RACE 14 - GRID (20 minutes) - AMENDED

ROW 10	19	1:52.134	177 Peter CREWES	20	1:52.319	149 Gary WARBURTON
ROW 9						
ROW 8						
ROW 7	13		21 Aaron SMITH			
ROW 6		1:55.356	11 20 Mark SIMS		1:55.788	12 42 Paul SIMMONDS
ROW 5	9	1:55.098	55 Michael GREEN	10	1:55.125	92 Jason PORTER
ROW 4		1:52.370	7 85 Sam SUMMERHAYES		1:54.076	8 22 James DUNKLEY
ROW 3	5	1:51.625	69 Tony LE MAY	6	1:51.915	29 Dave DREW
ROW 2		1:51.213	3 88 Daniel WHEELER		1:51.564	4 77 Tristen KNIGHT
ROW 1	1	1:49.656	23 Rupert DEETH	2	1:50.955	72 Robert HOWARD
		Pole				
						

Car 21 - Excluded from the results of the race - Permitted to start from back of Miglia Grid

Donington Park GP
Circuit Length = 2.4873 miles

These results are provisional until the conclusion of any judicial and technical matters.

Clerk Of Course :

Timekeeper :

Mini Miglia

RACE 14 - CLASSIFICATION

POS	NO	CL	PIC NAME	ENTRY	LAPS	TIME	GAP	DIFF	MPH	BEST	ON
1	21	Miglia	1 Aaron SMITH	Mini Miglia	11	20:27.479			80.13	1:50.357	7
2	72	Miglia	2 Robert HOWARD	Mini Miglia	11	20:29.851	2.372	2.372	79.97	1:50.394	7
3	88	Miglia	3 Daniel WHEELER	Mini Miglia	11	20:35.849	8.370	5.998	79.59	1:50.793	7
4	29	Miglia	4 Dave DREW	Mini Miglia	11	20:36.073	8.594	0.224	79.57	1:50.624	7
5	77	Miglia	5 Tristen KNIGHT	Mini Miglia	11	20:47.761	20.282	11.688	78.83	1:51.079	4
6	149	Libre	1 Gary WARBURTON	Rover Mini Libre 1300	11	20:53.283	25.804	5.522	78.48	1:51.680	4
7	20	Miglia	6 Mark SIMS	Mini Miglia	11	20:54.632	27.153	1.349	78.39	1:52.083	5
8	42	Miglia	7 Paul SIMMONDS	Mini Miglia	11	20:54.881	27.402	0.249	78.38	1:52.122	7
9	85	Miglia	8 Sam SUMMERHAYES	Mini Miglia	11	21:00.276	32.797	5.395	78.04	1:51.385	4
10	22	Miglia	9 James DUNKLEY	Mini Miglia	11	21:01.102	33.623	0.826	77.99	1:53.316	10
11	23	Miglia	10 Rupert DEETH	Mini Miglia	10	21:06.897	1 Lap	1 Lap	70.57	1:49.163	4
NOT CLASSIFIED											
DNF	177	Libre	Peter CREWES	Rover Britax Cooper S 1380	9	17:05.792	2 Laps	1 Lap	78.43	1:51.094	4
FASTEST LAP											
	23	Miglia	Rupert DEETH	Mini Miglia	4	1:49.163		82.02 mph		132.01 kph	
	177	Libre	Peter CREWES	Rover Britax Cooper S 1380	4	1:51.094		80.60 mph		129.71 kph	

Weather / Track : Bright / Dry

These results are provisional until the conclusion of any judicial and technical matters.

Donington Park GP

Circuit Length = 2.4873 miles

Start: 12:21 Flag 12:41 End: 12:42

Clerk Of Course :		Timekeeper :	
-------------------	--	--------------	--

Mini Miglia

RACE 14 - LAP CHART

LAP 1 @ 12:22:55.550			LAP 2 @ 12:24:45.983			LAP 3 @ 12:26:36.404			LAP 4 @ 12:28:25.567			LAP 5 @ 12:30:15.447		
NO	BEHIND	LAP TIME	NO	BEHIND	LAP TIME	NO	BEHIND	LAP TIME	NO	BEHIND	LAP TIME	NO	BEHIND	LAP TIME
23		1:53.926	23		1:50.433	23		1:50.421	23		1:49.163	23		1:49.880
88	1.235	1:55.161	88	2.686	1:51.884	88	5.397	1:53.132	21	7.311	1:50.719	21	8.404	1:50.973
72	1.880	1:55.806	72	3.111	1:51.664	21	5.755	1:52.327	72	8.249	1:51.309	72	8.935	1:50.566
29	2.548	1:56.474	29	3.645	1:51.530	72	6.103	1:53.413	88	8.496	1:52.262	88	9.602	1:50.986
21	3.089	1:57.015	21	3.849	1:51.193	29	6.441	1:53.217	29	9.025	1:51.747	29	10.023	1:50.878
77	4.489	1:58.415	77	6.055	1:51.999	77	7.756	1:52.122	77	9.672	1:51.079	77	12.502	1:52.710
85	5.274	1:59.200	85	6.611	1:51.770	85	8.270	1:52.080	85	10.492	1:51.385	85	13.403	1:52.791
22	7.393	2:01.319	42	9.723	1:52.440	42	11.925	1:52.623	42	15.902	1:53.140	42	19.283	1:53.261
42	7.716	2:01.642	20	11.110	1:53.393	149	14.164	1:53.036	149	16.681	1:51.680	149	19.605	1:52.804
20	8.150	2:02.076	149	11.549	1:52.773	20	14.918	1:54.229	177	18.043	1:51.094	177	19.992	1:51.829
149	9.209	2:03.135	177	12.481	1:53.185	177	16.112	1:54.052	20	18.584	1:52.829	20	20.787	1:52.083
177	9.729	2:03.655	22	12.647	1:55.687	22	16.551	1:54.325	22	20.846	1:53.458	22	25.069	1:54.103

Weather / Track : Bright / Dry

Mini Miglia

RACE 14 - LAP CHART

LAP 6 @ 12:32:05.895			LAP 7 @ 12:33:55.825			LAP 8 @ 12:35:51.758			LAP 9 @ 12:37:46.984			LAP 10 @ 12:39:38.043		
NO	BEHIND	LAP TIME	NO	BEHIND	LAP TIME	NO	BEHIND	LAP TIME	NO	BEHIND	LAP TIME	NO	BEHIND	LAP TIME
23		1:50.448	23		1:49.930	23		1:55.933	72		1:51.165	21		1:50.993
21	8.505	1:50.549	21	8.932	1:50.357	21	3.862	1:50.863	21	0.066	1:51.430	72	1.455	1:52.514
72	9.067	1:50.580	72	9.531	1:50.394	72	4.061	1:50.463	88	4.117	1:51.906	88	5.924	1:52.866
88	9.951	1:50.797	88	10.814	1:50.793	29	7.143	1:51.918	29	4.254	1:52.337	29	6.305	1:53.110
29	10.464	1:50.889	29	11.158	1:50.624	88	7.437	1:52.556	77	13.380	1:54.338	77	16.605	1:54.284
77	15.076	1:53.022	77	17.762	1:52.616	77	14.268	1:52.439	149	19.815	1:53.069	20	23.439	1:53.078
85	16.192	1:53.237	85	20.575	1:54.313	85	19.916	1:55.274	177	20.432	1:52.611	149	23.800	1:55.044
177	22.432	1:52.888	177	24.740	1:52.238	149	21.972	1:52.592	85	20.905	1:56.215	42	24.582	1:53.555
149	23.158	1:54.001	149	25.313	1:52.085	177	23.047	1:54.240	20	21.420	1:52.648	85	25.987	1:56.141
20	23.797	1:53.458	20	26.250	1:52.383	20	23.998	1:53.681	42	22.086	1:52.683	22	31.192	1:53.316
42	24.950	1:56.115	42	27.142	1:52.122	42	24.629	1:53.420	22	28.935	1:53.882			
22	28.915	1:54.294	22	32.651	1:53.666	22	30.279	1:53.561	23	31.122	2:26.348 P			

Weather / Track : Bright / Dry

Results can be found at www.tsl-timing.com

Page 2 of 3

Donington Park GP
 Circuit Length = 2.4873 miles
 Start: 12:21 Flag 12:41 End: 12:42

Printed - 12:44 Sunday, 04 June 2017

Mini Miglia

RACE 14 - LAP CHART

LAP 11 @ 12:41:29.103

NO	BEHIND	LAP TIME
21		1:51.060
72	2.372	1:51.977
88	8.370	1:53.506
29	8.594	1:53.349
77	20.282	1:54.737
149	25.804	1:53.064
20	27.153	1:54.774
42	27.402	1:53.880
85	32.797	1:57.870
22	33.623	1:53.491
23	1 Lap	3:50.415

Weather / Track : Bright / Dry

Results can be found at www.tsl-timing.com

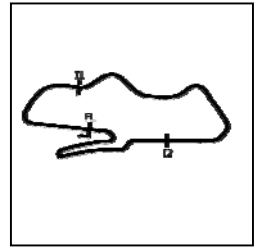
Page 3 of 3

Donington Park GP
Circuit Length = 2.4873 miles
Start: 12:21 Flag 12:41 End: 12:42

Printed - 12:44 Sunday, 04 June 2017

Mini Miglia

RACE 14 - SECTOR ANALYSIS



SECTOR 1 = FL to I1, SECTOR 2 = I1 to I2, SECTOR 3 = I2 to FL, DIFF = Difference To Personal Best Lap, P = Crossed Finish Line in Pit Lane, D = Time Disallowed

P1 21 Miglia Aaron SMITH			Mini Miglia				
IDEAL LAP TIME : 1:49.990		BEST LAP TIME : 1:50.357		DIFFERENCE : 0.367			
LAP	SECTOR 1	SECTOR 2	SECTOR 3	LAP TIME	MPH	DIFF	TIME OF DAY
1 -		44.797	42.600	1:57.015	76.52	6.658	12:22:58.639
2 -	23.965	43.513	43.715	1:51.193	80.53	0.836	12:24:49.832
3 -	24.244	44.032	44.051	1:52.327	79.71	1.970	12:26:42.159
4 -	24.442	43.729	42.548	1:50.719 (3)	80.87	0.362	12:28:32.878
5 -	24.386	43.782	42.805	1:50.973	80.69	0.616	12:30:23.851
6 -	24.313	43.633	42.603	1:50.549 (2)	80.99	0.192	12:32:14.400
7 -	24.292	43.477	42.588	1:50.357 (1)	81.14		12:34:04.757
8 -	24.203	43.706	42.954	1:50.863	80.77	0.506	12:35:55.620
9 -	24.468	43.773	43.189	1:51.430	80.35	1.073	12:37:47.050
10 -	24.241	44.030	42.722	1:50.993	80.67	0.636	12:39:38.043
11 -	24.401	43.647	43.012	1:51.060	80.62	0.703	12:41:29.103

P2 72 Miglia Robert HOWARD			Mini Miglia				
IDEAL LAP TIME : 1:50.148		BEST LAP TIME : 1:50.394		DIFFERENCE : 0.246			
LAP	SECTOR 1	SECTOR 2	SECTOR 3	LAP TIME	MPH	DIFF	TIME OF DAY
1 -		43.603	43.552	1:55.806	77.32	5.412	12:22:57.430
2 -	24.399	43.720	43.545	1:51.664	80.19	1.270	12:24:49.094
3 -	24.676	44.235	44.502	1:53.413	78.95	3.019	12:26:42.507
4 -	24.697	43.473	43.139	1:51.309	80.44	0.915	12:28:33.816
5 -	24.249	43.607	42.710	1:50.566 (3)	80.98	0.172	12:30:24.382
6 -	24.251	43.373	42.956	1:50.580	80.97	0.186	12:32:14.962
7 -	24.241	43.247	42.906	1:50.394 (1)	81.11		12:34:05.356
8 -	24.197	43.562	42.704	1:50.463 (2)	81.06	0.069	12:35:55.819
9 -	24.531	43.644	42.990	1:51.165	80.55	0.771	12:37:46.984
10 -	24.764	43.742	44.008	1:52.514	79.58	2.120	12:39:39.498
11 -	24.578	43.727	43.672	1:51.977	79.96	1.583	12:41:31.475

P3 88 Miglia Daniel WHEELER			Mini Miglia				
IDEAL LAP TIME : 1:50.331		BEST LAP TIME : 1:50.793		DIFFERENCE : 0.462			
LAP	SECTOR 1	SECTOR 2	SECTOR 3	LAP TIME	MPH	DIFF	TIME OF DAY
1 -		43.643	43.221	1:55.161	77.75	4.368	12:22:56.785
2 -	24.631	44.055	43.198	1:51.884	80.03	1.091	12:24:48.669
3 -	24.861	44.450	43.821	1:53.132	79.15	2.339	12:26:41.801
4 -	25.156	43.462	43.644	1:52.262	79.76	1.469	12:28:34.063
5 -	24.409	43.304	43.273	1:50.986 (3)	80.68	0.193	12:30:25.049
6 -	24.373	43.700	42.724	1:50.797 (2)	80.81	0.004	12:32:15.846
7 -	24.367	43.766	42.660	1:50.793 (1)	80.82		12:34:06.639
8 -	24.838	44.077	43.641	1:52.556	79.55	1.763	12:35:59.195
9 -	24.429	43.873	43.604	1:51.906	80.01	1.113	12:37:51.101
10 -	24.865	44.794	43.207	1:52.866	79.33	2.073	12:39:43.967
11 -	24.546	45.513	43.447	1:53.506	78.88	2.713	12:41:37.473

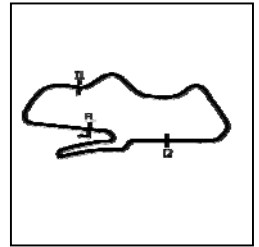
P4 29 Miglia Dave DREW			Mini Miglia				
IDEAL LAP TIME : 1:50.194		BEST LAP TIME : 1:50.624		DIFFERENCE : 0.430			
LAP	SECTOR 1	SECTOR 2	SECTOR 3	LAP TIME	MPH	DIFF	TIME OF DAY
1 -		43.946	43.664	1:56.474	76.87	5.850	12:22:58.098
2 -	24.352	43.504	43.674	1:51.530	80.28	0.906	12:24:49.628
3 -	24.697	44.168	44.352	1:53.217	79.09	2.593	12:26:42.845
4 -	24.495	43.869	43.383	1:51.747	80.13	1.123	12:28:34.592
5 -	24.399	43.538	42.941	1:50.878 (2)	80.75	0.254	12:30:25.470
6 -	24.271	43.711	42.907	1:50.889 (3)	80.75	0.265	12:32:16.359
7 -	24.201	43.540	42.883	1:50.624 (1)	80.94		12:34:06.983
8 -	24.587	44.046	43.285	1:51.918	80.00	1.294	12:35:58.901
9 -	24.491	44.034	43.812	1:52.337	79.71	1.713	12:37:51.238
10 -	24.917	44.685	43.508	1:53.110	79.16	2.486	12:39:44.348
11 -	24.305	46.555	42.489	1:53.349	78.99	2.725	12:41:37.697

Weather / Track : Bright / Dry

Donington Park GP
 Circuit Length = 2.4873 miles
 Start: 12:21 Flag 12:41 End: 12:42

Mini Miglia

RACE 14 - SECTOR ANALYSIS



SECTOR 1 = FL to I1, SECTOR 2 = I1 to I2, SECTOR 3 = I2 to FL, DIFF = Difference To Personal Best Lap, P = Crossed Finish Line in Pit Lane, D = Time Disallowed

P5 77 Miglia Tristen KNIGHT			Mini Miglia				
IDEAL LAP TIME : 1:51.035		BEST LAP TIME : 1:51.079		DIFFERENCE : 0.044			
LAP	SECTOR 1	SECTOR 2	SECTOR 3	LAP TIME	MPH	DIFF	TIME OF DAY
1 -		45.496	43.675	1:58.415	75.61	7.336	12:23:00.039
2 -	24.489	44.438	43.072	1:51.999 (2)	79.95	0.920	12:24:52.038
3 -	24.481	44.304	43.337	1:52.122 (3)	79.86	1.043	12:26:44.160
4 -	24.378	43.714	42.987	1:51.079 (1)	80.61		12:28:35.239
5 -	24.334	43.720	44.656	1:52.710	79.44	1.631	12:30:27.949
6 -	24.440	44.292	44.290	1:53.022	79.22	1.943	12:32:20.971
7 -	24.803	44.311	43.502	1:52.616	79.51	1.537	12:34:13.587
8 -	24.642	44.449	43.348	1:52.439	79.63	1.360	12:36:06.026
9 -	24.484	44.897	44.957	1:54.338	78.31	3.259	12:38:00.364
10 -	25.436	44.877	43.971	1:54.284	78.35	3.205	12:39:54.648
11 -	25.016	45.058	44.663	1:54.737	78.04	3.658	12:41:49.385

P6 149 Libre Gary WARBURTON			Rover Mini Libre 1300				
IDEAL LAP TIME : 1:51.023		BEST LAP TIME : 1:51.680		DIFFERENCE : 0.657			
LAP	SECTOR 1	SECTOR 2	SECTOR 3	LAP TIME	MPH	DIFF	TIME OF DAY
1 -		45.950	44.498	2:03.135	72.72	11.455	12:23:04.759
2 -	24.630	44.787	43.356	1:52.773	79.40	1.093	12:24:57.532
3 -	24.973	44.922	43.141	1:53.036	79.21	1.356	12:26:50.568
4 -	24.223	44.279	43.178	1:51.680 (1)	80.17		12:28:42.248
5 -	24.412	44.120	44.272	1:52.804	79.38	1.124	12:30:35.052
6 -	24.669	45.272	44.060	1:54.001	78.54	2.321	12:32:29.053
7 -	24.401	44.714	42.970	1:52.085 (2)	79.88	0.405	12:34:21.138
8 -	24.280	45.632	42.680	1:52.592 (3)	79.53	0.912	12:36:13.730
9 -	24.305	44.836	43.928	1:53.069	79.19	1.389	12:38:06.799
10 -	24.490	44.974	45.580	1:55.044	77.83	3.364	12:40:01.843
11 -	24.519	45.062	43.483	1:53.064	79.19	1.384	12:41:54.907

P7 20 Miglia Mark SIMS			Mini Miglia				
IDEAL LAP TIME : 1:51.570		BEST LAP TIME : 1:52.083		DIFFERENCE : 0.513			
LAP	SECTOR 1	SECTOR 2	SECTOR 3	LAP TIME	MPH	DIFF	TIME OF DAY
1 -		46.506	44.840	2:02.076	73.35	9.993	12:23:03.700
2 -	24.857	44.554	43.982	1:53.393	78.96	1.310	12:24:57.093
3 -	25.576	45.244	43.409	1:54.229	78.39	2.146	12:26:51.322
4 -	24.843	44.294	43.692	1:52.829	79.36	0.746	12:28:44.151
5 -	24.520	43.779	43.784	1:52.083 (1)	79.89		12:30:36.234
6 -	24.622	44.918	43.918	1:53.458	78.92	1.375	12:32:29.692
7 -	24.569	44.454	43.360	1:52.383 (2)	79.67	0.300	12:34:22.075
8 -	24.514	45.145	44.022	1:53.681	78.76	1.598	12:36:15.756
9 -	24.431	44.343	43.874	1:52.648 (3)	79.49	0.565	12:38:08.404
10 -	24.779	44.120	44.179	1:53.078	79.18	0.995	12:40:01.482
11 -	25.106	45.253	44.415	1:54.774	78.01	2.691	12:41:56.256

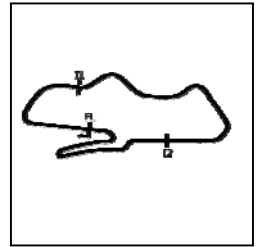
P8 42 Miglia Paul SIMMONDS			Mini Miglia				
IDEAL LAP TIME : 1:51.738		BEST LAP TIME : 1:52.122		DIFFERENCE : 0.384			
LAP	SECTOR 1	SECTOR 2	SECTOR 3	LAP TIME	MPH	DIFF	TIME OF DAY
1 -		46.593	44.535	2:01.642	73.61	9.520	12:23:03.266
2 -	24.699	44.565	43.176	1:52.440 (2)	79.63	0.318	12:24:55.706
3 -	24.512	44.483	43.628	1:52.623 (3)	79.50	0.501	12:26:48.329
4 -	24.749	44.643	43.748	1:53.140	79.14	1.018	12:28:41.469
5 -	24.804	44.558	43.899	1:53.261	79.06	1.139	12:30:34.730
6 -	25.181	45.506	45.428	1:56.115	77.11	3.993	12:32:30.845
7 -	24.494	44.598	43.030	1:52.122 (1)	79.86		12:34:22.967
8 -	24.479	44.388	44.553	1:53.420	78.94	1.298	12:36:16.387
9 -	24.320	44.701	43.662	1:52.683	79.46	0.561	12:38:09.070
10 -	24.825	44.767	43.963	1:53.555	78.85	1.433	12:40:02.625
11 -	24.700	44.755	44.425	1:53.880	78.63	1.758	12:41:56.505

Weather / Track : Bright / Dry

Donington Park GP
Circuit Length = 2.4873 miles
Start: 12:21 Flag 12:41 End: 12:42

Mini Miglia

RACE 14 - SECTOR ANALYSIS



SECTOR 1 = FL to I1, SECTOR 2 = I1 to I2, SECTOR 3 = I2 to FL, DIFF = Difference To Personal Best Lap, P = Crossed Finish Line in Pit Lane, D = Time Disallowed

P9 85 Miglia Sam SUMMERHAYES			Mini Miglia				
IDEAL LAP TIME : 1:50.983		BEST LAP TIME : 1:51.385		DIFFERENCE : 0.402			
LAP	SECTOR 1	SECTOR 2	SECTOR 3	LAP TIME	MPH	DIFF	TIME OF DAY
1 -		45.382	44.325	1:59.200	75.12	7.815	12:23:00.824
2 -	24.711	44.151	42.908	1:51.770 (2)	80.11	0.385	12:24:52.594
3 -	24.506	44.140	43.434	1:52.080 (3)	79.89	0.695	12:26:44.674
4 -	24.535	43.710	43.140	1:51.385 (1)	80.39		12:28:36.059
5 -	24.365	44.917	43.509	1:52.791	79.38	1.406	12:30:28.850
6 -	24.598	44.545	44.094	1:53.237	79.07	1.852	12:32:22.087
7 -	24.901	44.615	44.797	1:54.313	78.33	2.928	12:34:16.400
8 -	25.553	45.319	44.402	1:55.274	77.67	3.889	12:36:11.674
9 -	25.103	45.796	45.316	1:56.215	77.05	4.830	12:38:07.889
10 -	25.629	45.752	44.760	1:56.141	77.09	4.756	12:40:04.030
11 -	25.444	46.332	46.094	1:57.870	75.96	6.485	12:42:01.900

P10 22 Miglia James DUNKLEY			Mini Miglia				
IDEAL LAP TIME : 1:52.974		BEST LAP TIME : 1:53.316		DIFFERENCE : 0.342			
LAP	SECTOR 1	SECTOR 2	SECTOR 3	LAP TIME	MPH	DIFF	TIME OF DAY
1 -		46.706	44.341	2:01.319	73.80	8.003	12:23:02.943
2 -	25.272	44.840	45.575	1:55.687	77.40	2.371	12:24:58.630
3 -	25.166	45.513	43.646	1:54.325	78.32	1.009	12:26:52.955
4 -	24.964	44.495	43.999	1:53.458 (2)	78.92	0.142	12:28:46.413
5 -	25.598	44.523	43.982	1:54.103	78.47	0.787	12:30:40.516
6 -	25.749	44.551	43.994	1:54.294	78.34	0.978	12:32:34.810
7 -	25.290	44.631	43.745	1:53.666	78.77	0.350	12:34:28.476
8 -	25.266	44.581	43.714	1:53.561	78.85	0.245	12:36:22.037
9 -	25.311	44.592	43.979	1:53.882	78.62	0.566	12:38:15.919
10 -	25.256	44.527	43.533	1:53.316 (1)	79.02		12:40:09.235
11 -	24.946	44.761	43.784	1:53.491 (3)	78.90	0.175	12:42:02.726

P11 23 Miglia Rupert DEETH			Mini Miglia				
IDEAL LAP TIME : 1:49.161		BEST LAP TIME : 1:49.163		DIFFERENCE : 0.002			
LAP	SECTOR 1	SECTOR 2	SECTOR 3	LAP TIME	MPH	DIFF	TIME OF DAY
1 -		43.469	42.873	1:53.926	78.59	4.763	12:22:55.550
2 -	24.219	43.689	42.525	1:50.433	81.08	1.270	12:24:45.983
3 -	24.182	43.518	42.721	1:50.421	81.09	1.258	12:26:36.404
4 -	24.050	43.127	41.986	1:49.163 (1)	82.02		12:28:25.567
5 -	24.054	43.240	42.586	1:49.880 (2)	81.49	0.717	12:30:15.447
6 -	24.407	43.378	42.663	1:50.448	81.07	1.285	12:32:05.895
7 -	24.360	43.213	42.357	1:49.930 (3)	81.45	0.767	12:33:55.825
8 -	24.426	43.125	48.382	1:55.933	77.23	6.770	12:35:51.758
9 -	34.083	1:09.332	IN PIT	2:26.348 P	61.18	37.185	12:38:18.106
10 -	OUTLAP	53.970	58.625	3:50.415	38.86	2:01.252	12:42:08.521

P12 177 Libre Peter CREWES			Rover Britax Cooper S 1380				
IDEAL LAP TIME : 1:50.746		BEST LAP TIME : 1:51.094		DIFFERENCE : 0.348			
LAP	SECTOR 1	SECTOR 2	SECTOR 3	LAP TIME	MPH	DIFF	TIME OF DAY
1 -		45.482	45.787	2:03.655	72.41	12.561	12:23:05.279
2 -	25.191	44.265	43.729	1:53.185	79.11	2.091	12:24:58.464
3 -	24.888	45.614	43.550	1:54.052	78.51	2.958	12:26:52.516
4 -	24.472	43.819	42.803	1:51.094 (1)	80.60		12:28:43.610
5 -	24.217	44.418	43.194	1:51.829 (2)	80.07	0.735	12:30:35.439
6 -	24.895	44.996	42.997	1:52.888	79.32	1.794	12:32:28.327
7 -	24.302	45.098	42.838	1:52.238 (3)	79.78	1.144	12:34:20.565
8 -	24.343	46.628	43.269	1:54.240	78.38	3.146	12:36:14.805
9 -	24.124	44.117	44.370	1:52.611	79.51	1.517	12:38:07.416

Weather / Track : Bright / Dry

Donington Park GP
 Circuit Length = 2.4873 miles
 Start: 12:21 Flag 12:41 End: 12:42