



Dunlop Mini Se7en Challenge & Dunlop Mini Miglia Challenge

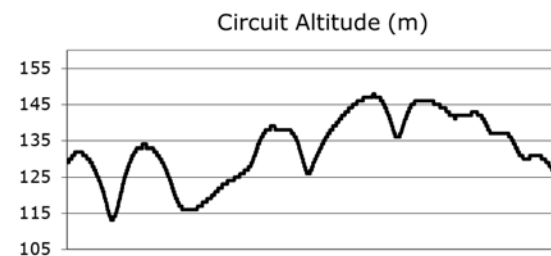
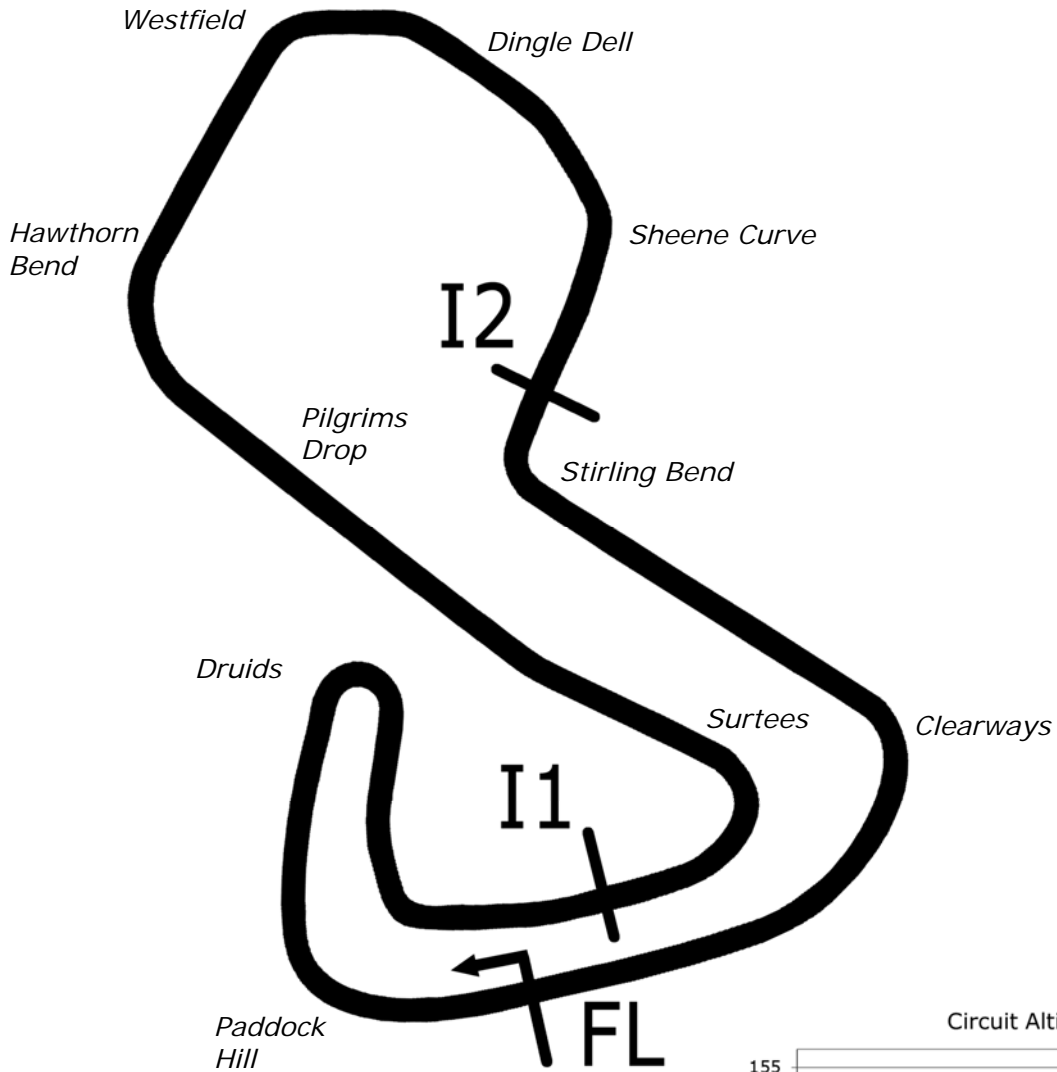
Brands Hatch GP

16th & 17th April 2016



Results Provided by Timing Solutions Ltd
www.tsl-timing.com

Brands Hatch GP



Length	2.4332 miles	3916.0 m	
FL		51.36032 N	0.26032 E
I1	1116m	51.35934 N	0.25955 E
I2	2928m	51.35532 N	0.26250 E
Pit Entry	3646m	51.35911 N	0.25743 E
Pit Exit	26m after FL	51.36027 N	0.26078 E
Pit Entry-Pit Exit 277m, 19.9s @50kph, 16.6s @60kph			

All results available at www.tsl-timing.com

Dunlop Mini 7 / Mini Miglia Championships supported by Mini Spares

QUALIFYING - RACE 7 - CLASSIFICATION - AMENDED

POS	NO	CL	PIC	NAME	ENTRY	TIME	ON	LAPS	GAP	DIFF	MPH
1	50*	MIG	1	Shayne DEEGAN	Mini Miglia	1:46.343	10	10			82.37
2	1	MIG	2	Kane ASTIN	Mini Miglia	1:46.683	9	9	0.340	0.340	82.11
3	23	MIG	3	Rupert DEETH	Mini Miglia	1:46.812	10	10	0.469	0.129	82.01
4	21	MIG	4	Aaron SMITH	Mini Miglia	1:46.829	3	10	0.486	0.017	81.99
5	88	MIG	5	Dan WHEELER	Mini Miglia	1:46.962	9	9	0.619	0.133	81.89
6	83	MIG	6	Colin PEACOCK	Mini Miglia	1:47.546	10	10	1.203	0.584	81.45
7	80*	MIG	7	Bill SOLLIS	Mini Miglia	1:47.580	10	10	1.237	0.034	81.42
8	53	MIG	8	Niven BURGE	Mini Miglia	1:48.400	10	10	2.057	0.820	80.81
9	85	MIG	9	Sam SUMMERHAYES	Mini Miglia	1:48.607	3	10	2.264	0.207	80.65
10	6	MIG	10	Tony LEMAY	Mini Miglia	1:48.829	3	9	2.486	0.222	80.49
11	72	MIG	11	Robert HOWARD	Mini Miglia	1:48.918	10	10	2.575	0.089	80.42
12	13	MIG	12	Phil HARVEY	Mini Miglia	1:49.421	10	10	3.078	0.503	80.05
13	4	MIG	13	James COULSON	Mini Miglia	1:49.478	10	10	3.135	0.057	80.01
14	77	MIG	14	Tristen KNIGHT	Mini Miglia	1:49.515	10	10	3.172	0.037	79.98
15	20	MIG	15	Mark SIMS	Mini Miglia	1:50.824	3	9	4.481	1.309	79.04
16	46	Min7	1	Max HUNTER	Mini 7	1:54.805	9	9	8.462	3.981	76.30
17	3	Min7	2	Ashley DAVIES	Mini 7	1:55.239	8	8	8.896	0.434	76.01
18	5*	Min7	3	Graeme DAVIS	Mini 7	1:55.440	8	8	9.097	0.201	75.88
19	9	Min7	4	Spencer WANSTALL	Mini 7	1:55.478	9	9	9.135	0.038	75.85
20	37	Min7	5	Gareth HUNT	Mini 7	1:55.669	8	9	9.326	0.191	75.73
21	24	Min7	6	Andrew DEVINY	Mini 7	1:55.774	9	9	9.431	0.105	75.66
22	122	INV	1	Dave USHER	Mini Miglia	1:56.007	2	2	9.664	0.233	75.51
23	10	Min7	7	Charlie BUDD	Mini 7	1:56.307	9	9	9.964	0.300	75.31
24	8	MIG	16	Bob HUMPHREYS	Mini Miglia	1:56.734	8	9	10.391	0.427	75.04
25	91	MIG	17	Gary Warburton	Mini Miglia	1:57.403	2	2	11.060	0.669	74.61
26	84	Min7	8	Robert PEARSON	Mini 7	1:57.472	9	9	11.129	0.069	74.56
27	49	Min7	9	Ross BILLISON	Mini 7	1:57.946	9	9	11.603	0.474	74.26
28	7	Min7	10	Kieren MCDONALD	Mini 7	1:58.316	9	9	11.973	0.370	74.03
29	2	Min7	11	Darren THOMAS	Mini 7	1:59.095	9	9	12.752	0.779	73.55
30	11	Min7	12	Tina COOPER	Mini 7	1:59.495	9	9	13.152	0.400	73.30
31	19	Min7	13	Tom SANDERSON	Mini 7	2:00.040	8	9	13.697	0.545	72.97
32	52	Min7	14	Nathan BURGE	Mini 7	2:00.688	9	9	14.345	0.648	72.58
33	47	Min7	15	Dan BUDD	Mini 7	2:00.891	2	9	14.548	0.203	72.46
34	27	Min7	16	Leon Oli WINDOW	Mini 7	2:00.982	9	9	14.639	0.091	72.40
35	785	Min7 S	1	Josh COLLINS	Mini 7 S Class	2:01.715	9	9	15.372	0.733	71.97
36	95	Min7	17	Julian PROCTOR	Mini 7	2:01.824	9	9	15.481	0.109	71.90
37	69	Min7	18	Steve TRENCH	Mini 7	2:02.012	8	9	15.669	0.188	71.79
38	38	Min7	19	Steven HOPPER	Mini 7	2:02.398	3	9	16.055	0.386	71.56
39	791	Min7 S	2	Shaun TARLTON	Mini 7 S Class	2:03.245	2	3	16.902	0.847	71.07
40	771	Min7 S	3	Julian AFLECK	Mini 7 S Class	2:04.132	9	9	17.789	0.887	70.56
41	28	Min7	20	Dom BURGER	Mini 7	2:06.485	9	9	20.142	2.353	69.25
42	792	Min7 S	4	Kevin O SHEA	Mini 7 S Class	2:09.044	9	9	22.701	2.559	67.88
43	54	Min7	21	Lewis FOX	Mini 7	2:10.172	2	4	23.829	1.128	67.29
44	63	Min7	22	David ROBINSON	Mini 7	2:11.609	9	9	25.266	1.437	66.55
45	18	Min7	23	Lewis SELBY	Mini 7	2:16.118	3	3	29.775	4.509	64.35
46	747	Min7 S	5	Kelvin EDGAR	Mini 7 S Class	2:17.398	2	2	31.055	1.280	63.75
47	723	Min7 S	6	James BULL	Mini 7 S Class	2:22.056	7	7	35.713	4.658	61.66
48	700	Min7 S	7	Justin COOPER	Mini 7 S Class			0			

Car 50 - Lap time disallowed, track limits
Cars 5 and 80 - Please fit a working transponder

Brands Hatch GP
Circuit Length = 2.4332 miles
Start: 17:54 Flag 18:14 End: 18:17

Weather / Track : Cloudy / Dry

These results are provisional until the conclusion of any judicial and technical matters.

Clerk Of Course :	Timekeeper :
-------------------	--------------

Dunlop Mini 7 / Mini Miglia Championships supported by Mini Spares

QUALIFYING - RACE 13 - 2ND FASTEST CLASSIFICATION

POS	NO	CL	PIC	NAME	ENTRY	TIME	ON	LAPS	GAP	DIFF	MPH
1	50*	MIG	1	Shayne DEEGAN	Mini Miglia	1:46.556	2	10			82.20
2	21	MIG	2	Aaron SMITH	Mini Miglia	1:47.002	10	10	0.446	0.446	81.86
3	1	MIG	3	Kane ASTIN	Mini Miglia	1:47.638	8	9	1.082	0.636	81.38
4	80*	MIG	4	Bill SOLLIS	Mini Miglia	1:47.703	2	10	1.147	0.065	81.33
5	23	MIG	5	Rupert DEETH	Mini Miglia	1:47.758	3	10	1.202	0.055	81.29
6	83	MIG	6	Colin PEACOCK	Mini Miglia	1:47.762	3	10	1.206	0.004	81.28
7	88	MIG	7	Dan WHEELER	Mini Miglia	1:48.499	8	9	1.943	0.737	80.73
8	72	MIG	8	Robert HOWARD	Mini Miglia	1:49.444	9	10	2.888	0.945	80.03
9	85	MIG	9	Sam SUMMERHAYES	Mini Miglia	1:49.651	9	10	3.095	0.207	79.88
10	53	MIG	10	Niven BURGE	Mini Miglia	1:50.121	2	10	3.565	0.470	79.54
11	4	MIG	11	James COULSON	Mini Miglia	1:50.851	3	10	4.295	0.730	79.02
12	77	MIG	12	Tristen KNIGHT	Mini Miglia	1:51.702	3	10	5.146	0.851	78.42
13	13	MIG	13	Phil HARVEY	Mini Miglia	1:52.467	8	10	5.911	0.765	77.88
14	20	MIG	14	Mark SIMS	Mini Miglia	1:53.045	9	9	6.489	0.578	77.48
15	6	MIG	15	Tony LEMAY	Mini Miglia	1:53.287	2	9	6.731	0.242	77.32
16	46	Min7	1	Max HUNTER	Mini 7	1:55.481	3	9	8.925	2.194	75.85
17	3	Min7	2	Ashley DAVIES	Mini 7	1:55.546	7	8	8.990	0.065	75.81
18	5*	Min7	3	Graeme DAVIS	Mini 7	1:56.831	7	8	10.275	1.285	74.97
19	37	Min7	4	Gareth HUNT	Mini 7	1:57.261	3	9	10.705	0.430	74.70
20	9	Min7	5	Spencer WANSTALL	Mini 7	1:57.309	8	9	10.753	0.048	74.67
21	8	MIG	16	Bob HUMPHREYS	Mini Miglia	1:57.824	9	9	11.268	0.515	74.34
22	10	Min7	6	Charlie BUDD	Mini 7	1:57.862	3	9	11.306	0.038	74.32
23	24	Min7	7	Andrew DEVINY	Mini 7	1:57.890	3	9	11.334	0.028	74.30
24	49	Min7	8	Ross BILLISON	Mini 7	1:58.634	2	9	12.078	0.744	73.83
25	7	Min7	9	Kieren MCDONALD	Mini 7	1:58.769	8	9	12.213	0.135	73.75
26	84	Min7	10	Robert PEARSON	Mini 7	1:58.772	8	9	12.216	0.003	73.75
27	11	Min7	11	Tina COOPER	Mini 7	2:01.177	8	9	14.621	2.405	72.28
28	47	Min7	12	Dan BUDD	Mini 7	2:01.222	8	9	14.666	0.045	72.26
29	2	Min7	13	Darren THOMAS	Mini 7	2:01.735	8	9	15.179	0.513	71.95
30	69	Min7	14	Steve TRENCH	Mini 7	2:02.527	9	9	15.971	0.792	71.49
31	19	Min7	15	Tom SANDERSON	Mini 7	2:02.649	3	9	16.093	0.122	71.42
32	27	Min7	16	Leon Oli WINDOW	Mini 7	2:03.253	8	9	16.697	0.604	71.07
33	52	Min7	17	Nathan BURGE	Mini 7	2:03.322	8	9	16.766	0.069	71.03
34	791	Min7 S	1	Shaun TARLTON	Mini 7 S Class	2:03.627	3	3	17.071	0.305	70.85
35	38	Min7	18	Steven HOPPER	Mini 7	2:03.648	2	9	17.092	0.021	70.84
36	95	Min7	19	Julian PROCTOR	Mini 7	2:03.712	3	9	17.156	0.064	70.80
37	785	Min7 S	2	Josh COLLINS	Mini 7 S Class	2:04.452	3	9	17.896	0.740	70.38
38	771	Min7 S	3	Julian AFLECK	Mini 7 S Class	2:04.527	8	9	17.971	0.075	70.34
39	28	Min7	20	Dom BURGER	Mini 7	2:09.863	7	9	23.307	5.336	67.45
40	792	Min7 S	4	Kevin O SHEA	Mini 7 S Class	2:10.895	8	9	24.339	1.032	66.92
41	63	Min7	21	David ROBINSON	Mini 7	2:13.374	7	9	26.818	2.479	65.67
42	18	Min7	22	Lewis SELBY	Mini 7	2:16.211	1	3	29.655	2.837	64.31
43	54	Min7	23	Lewis FOX	Mini 7	2:18.691	4	4	32.135	2.480	63.16
44	723	Min7 S	5	James BULL	Mini 7 S Class	2:28.253	2	7	41.697	9.562	59.08
45	747	Min7 S	6	Kelvin EDGAR	Mini 7 S Class			2			
46	700	Min7 S	7	Justin COOPER	Mini 7 S Class			0			
47	91	MIG	17	Gary WARBURTON	Mini Miglia			2			
48	122	INV	1	Dave USHER	Mini Miglia			2			

Car 50 - Lap time disallowed, track limits

Cars 5 and 80 - Please fit a working transponder

Brands Hatch GP

Circuit Length = 2.4332 miles

Start: 17:54 Flag 18:14 End: 18:17

Weather / Track : Cloudy / Dry

These results are provisional until the conclusion of any judicial and technical matters.

Clerk Of Course :	Timekeeper :
-------------------	--------------

Dunlop Mini 7 / Mini Miglia Championships supported by Mini Spares

QUALIFYING - RACE 7 - SECTOR ANALYSIS

SECTOR 1 = FL to I1, SECTOR 2 = I1 to I2, SECTOR 3 = I2 to FL, DIFF = Difference To Personal Best Lap

P1		50 MIG		Shayne DEEGAN		Mini Miglia				
IDEAL LAP TIME : 1:45.195		BEST LAP TIME : 1:46.343		DIFFERENCE : 1.148						
LAP	SECTOR 1	SECTOR 2		SECTOR 3		LAP TIME	MPH	DIFF	TIME OF DAY	
1 -	OUTLAP	69.1	51.834	75.6	25.963	106.6	2:01.343	72.19	15.000	17:56:27.667
2 -	33.379	85.9	47.561	80.3	25.616	104.3	1:46.556 (2)	82.20	0.213	17:58:14.223
3 -	32.900	87.2	48.585	83.1	25.473	105.8	1:46.958 (3)	81.89	0.615	18:00:01.181
4 -	33.220	87.9	47.295	82.3	28.205	72.9	1:48.720	80.57	2.377	18:01:49.901
5 -	42.618	54.6	1:00.761	62.3	32.512	70.5	2:15.891	64.46	29.548	18:04:05.792
6 -	43.647	51.2	1:21.762	51.5	45.490	43.1	2:50.899	51.25	1:04.556	18:06:56.691
7 -	55.116	45.2	1:27.029	42.1	38.649	94.9	3:00.794	48.45	1:14.451	18:09:57.485
8 -	35.686	87.8	49.841	80.9	25.750	105.3	1:51.277	78.72	4.934	18:11:48.762
9 -	32.743	87.2	47.037	85.8	25.863	106.0	1:45.643 D	82.91		18:13:34.405
10 -	32.685	87.0	48.082	83.9	25.576	104.2	1:46.343 (1)	82.37		18:15:20.748

P2		1 MIG		Kane ASTIN		Mini Miglia				
IDEAL LAP TIME : 1:46.547		BEST LAP TIME : 1:46.683		DIFFERENCE : 0.136						
LAP	SECTOR 1	SECTOR 2		SECTOR 3		LAP TIME	MPH	DIFF	TIME OF DAY	
1 -	OUTLAP	76.3	52.643	72.7	26.795	103.8	1:59.581	73.25	12.898	17:56:39.118
2 -	33.827	85.9	49.607	77.8	25.780	103.8	1:49.214 (3)	80.20	2.531	17:58:28.332
3 -	33.098	86.8	49.968	77.9	26.179	103.7	1:49.245	80.18	2.562	18:00:17.577
4 -	34.122	68.0	57.026	53.3	45.398	54.4	2:16.546	64.15	29.863	18:02:34.123
5 -	42.304	72.3	59.030	63.6	29.991	88.1	2:11.325	66.70	24.642	18:04:45.448
6 -	46.983	56.7	1:10.549	59.7	IN PIT		6:16.430 P	23.27	4:29.747	18:11:01.878
7 -	OUTLAP	83.3	49.192	77.6	26.391	102.6	1:54.309	76.63	7.626	18:12:56.187
8 -	33.067	86.0	48.331	80.1	26.240	103.5	1:47.638 (2)	81.38	0.955	18:14:43.825
9 -	33.071	86.0	47.700	79.3	25.912	105.3	1:46.683 (1)	82.11		18:16:30.508

P3		23 MIG		Rupert DEETH		Mini Miglia				
IDEAL LAP TIME : 1:46.688		BEST LAP TIME : 1:46.812		DIFFERENCE : 0.124						
LAP	SECTOR 1	SECTOR 2		SECTOR 3		LAP TIME	MPH	DIFF	TIME OF DAY	
1 -	OUTLAP	72.6	52.529	69.8	28.049	105.3	2:04.427	70.40	17.615	17:56:31.247
2 -	34.574	88.3	50.569	68.1	26.152	107.3	1:51.295	78.70	4.483	17:58:22.542
3 -	33.519	87.2	48.290	77.2	25.949	107.2	1:47.758 (2)	81.29	0.946	18:00:10.300
4 -	33.149	87.6	49.640	73.5	34.349	65.2	1:57.138	74.78	10.326	18:02:07.438
5 -	45.135	76.7	1:04.030	56.7	32.359	86.1	2:21.524	61.89	34.712	18:04:28.962
6 -	41.508	68.4	1:11.244	57.3	42.976	43.8	2:35.728	56.25	48.916	18:07:04.690
7 -	56.244	52.1	1:25.095	50.8	37.364	99.2	2:58.703	49.01	1:11.891	18:10:03.393
8 -	36.109	84.9	54.215	77.7	26.137	109.4	1:56.461	75.21	9.649	18:11:59.854
9 -	34.340	89.0	50.226	72.2	26.233	108.0	1:50.799 (3)	79.06	3.987	18:13:50.653
10 -	33.273	86.9	47.814	81.6	25.725	107.2	1:46.812 (1)	82.01		18:15:37.465

P4		21 MIG		Aaron SMITH		Mini Miglia				
IDEAL LAP TIME : 1:46.476		BEST LAP TIME : 1:46.829		DIFFERENCE : 0.353						
LAP	SECTOR 1	SECTOR 2		SECTOR 3		LAP TIME	MPH	DIFF	TIME OF DAY	
1 -	OUTLAP	78.2	50.846	73.1	27.310	101.8	1:57.842	74.33	11.013	17:56:45.885
2 -	33.774	86.3	51.240	77.5	26.686	102.7	1:51.700	78.42	4.871	17:58:37.585
3 -	33.010	86.5	47.809	81.0	26.010	103.7	1:46.829 (1)	81.99		18:00:24.414
4 -	33.775	67.2	56.273	45.9	49.098	46.8	2:19.146	62.95	32.317	18:02:43.560
5 -	46.953	48.4	1:10.807	53.3	41.951	57.0	2:39.711	54.84	52.882	18:05:23.271
6 -	47.213	57.8	1:08.626	44.0	39.162	65.9	2:35.001	56.51	48.172	18:07:58.272
7 -	45.176	60.8	1:09.167	47.5	28.494	104.2	2:22.837	61.32	36.008	18:10:21.109
8 -	35.387	86.0	49.749	63.8	27.449	106.6	1:52.585	77.80	5.756	18:12:13.694
9 -	34.609	83.8	50.532	80.0	26.235	104.2	1:51.376 (3)	78.65	4.547	18:14:05.070
10 -	33.453	85.9	47.892	80.8	25.657	105.5	1:47.002 (2)	81.86	0.173	18:15:52.072

P5		88 MIG		Dan WHEELER		Mini Miglia				
IDEAL LAP TIME : 1:46.962		BEST LAP TIME : 1:46.962		DIFFERENCE : 0.000						
LAP	SECTOR 1	SECTOR 2		SECTOR 3		LAP TIME	MPH	DIFF	TIME OF DAY	
1 -	OUTLAP	73.1	53.517	72.4	26.946	105.3	2:03.537	70.90	16.575	17:56:32.351

Weather / Track : Cloudy / Dry

Brands Hatch GP
Circuit Length = 2.4332 miles
Start: 17:54 Flag 18:14 End: 18:17

Dunlop Mini 7 / Mini Miglia Championships supported by Mini Spares

QUALIFYING - RACE 7 - SECTOR ANALYSIS

SECTOR 1 = FL to I1, SECTOR 2 = I1 to I2, SECTOR 3 = I2 to FL, DIFF = Difference To Personal Best Lap

LAP	SECTOR 1	SECTOR 2	SECTOR 3	LAP TIME	MPH	DIFF	TIME OF DAY
2 -	36.309	69.9	52.170	71.0	IN PIT	3:30.333 P	41.64 1:43.371 18:00:02.684
3 -	OUTLAP	83.4	53.650	58.3	36.798	66.5	2:07.279 68.82 20.317 18:02:09.963
4 -	44.180	74.2	1:03.471	57.1	32.907	82.5	2:20.558 62.32 33.596 18:04:30.521
5 -	41.608	63.9	1:10.548	56.8	44.093	43.2	2:36.249 56.06 49.287 18:07:06.770
6 -	56.525	49.0	1:23.316	48.6	35.998	103.0	2:55.839 49.81 1:08.877 18:10:02.609
7 -	36.490	84.9	52.672	70.0	26.333	105.8	1:55.495 (3) 75.84 8.533 18:11:58.104
8 -	33.749	86.8	48.941	75.6	25.809	105.5	1:48.499 (2) 80.73 1.537 18:13:46.603
9 -	33.298	88.0	47.997	78.5	25.667	107.3	1:46.962 (1) 81.89 18:15:33.565

P6 83 MIG Colin PEACOCK		Mini Miglia						
IDEAL LAP TIME : 1:47.381		BEST LAP TIME : 1:47.546		DIFFERENCE : 0.165				
LAP	SECTOR 1	SECTOR 2	SECTOR 3	LAP TIME	MPH	DIFF	TIME OF DAY	
1 -	OUTLAP	66.7	52.999	65.9	27.025	106.8	2:03.944 70.67 16.398 17:56:41.930	
2 -	34.195	87.4	48.567	80.9	26.125	105.3	1:48.887 80.44 1.341 17:58:30.817	
3 -	33.256	88.5	48.837	80.2	25.669	109.4	1:47.762 (2) 81.28 0.216 18:00:18.579	
4 -	33.788	62.7	57.070	51.4	45.425	54.9	2:16.283 64.27 28.737 18:02:34.862	
5 -	42.812	71.0	59.457	63.0	29.105	98.5	2:11.374 66.67 23.828 18:04:46.236	
6 -	46.814	52.1	1:13.984	62.1	32.391	74.1	2:33.189 57.18 45.643 18:07:19.425	
7 -	56.614	39.8	1:22.499	43.6	28.952	106.0	2:48.065 52.12 1:00.519 18:10:07.490	
8 -	34.203	82.4	54.432	69.0	26.813	106.5	1:55.448 75.87 7.902 18:12:02.938	
9 -	33.451	87.4	49.398	74.9	25.759	109.8	1:48.608 (3) 80.65 1.062 18:13:51.546	
10 -	33.358	87.6	48.630	82.5	25.558	108.2	1:47.546 (1) 81.45 18:15:39.092	

P7 80 MIG Bill SOLLIS		Mini Miglia						
IDEAL LAP TIME :		BEST LAP TIME : 1:47.580		DIFFERENCE :				
LAP	SECTOR 1	SECTOR 2	SECTOR 3	LAP TIME	MPH	DIFF	TIME OF DAY	
1 -	OUTLAP				2:01.263	72.23	13.683 17:56:27.563	
2 -					1:47.703 (2)	81.33	0.123 17:58:15.266	
3 -					1:48.779 (3)	80.52	1.199 18:00:04.045	
4 -					1:59.063	73.57	11.483 18:02:03.108	
5 -					2:12.609	66.05	25.029 18:04:15.717	
6 -					2:45.688	52.86	58.108 18:07:01.405	
7 -					2:59.734	48.73	1:12.154 18:10:01.139	
8 -					1:55.561	75.80	7.981 18:11:56.700	
9 -					1:48.824	80.49	1.244 18:13:45.524	
10 -					1:47.580 (1)	81.42	18:15:33.104	

P8 53 MIG Niven BURGE		Mini Miglia						
IDEAL LAP TIME : 1:48.400		BEST LAP TIME : 1:48.400		DIFFERENCE : 0.000				
LAP	SECTOR 1	SECTOR 2	SECTOR 3	LAP TIME	MPH	DIFF	TIME OF DAY	
1 -	OUTLAP	70.8	53.645	74.8	26.665	105.0	2:02.153 71.71 13.753 17:56:32.690	
2 -	33.994	85.7	50.143	70.9	25.984	106.0	1:50.121 (2) 79.54 1.721 17:58:22.811	
3 -	33.846	86.1	49.611	71.4	27.109	105.3	1:50.566 (3) 79.22 2.166 18:00:13.377	
4 -	33.928	76.0	53.297	55.2	34.962	79.8	2:02.187 71.69 13.787 18:02:15.564	
5 -	41.071	66.9	1:03.703	67.0	32.041	72.4	2:16.815 64.02 28.415 18:04:32.379	
6 -	41.307	66.8	1:10.997	58.2	43.550	43.8	2:35.854 56.20 47.454 18:07:08.233	
7 -	57.068	45.4	1:23.010	48.5	36.115	102.7	2:56.193 49.71 1:07.793 18:10:04.426	
8 -	35.386	86.0	54.324	77.8	26.029	108.2	1:55.739 75.68 7.339 18:12:00.165	
9 -	34.383	86.5	50.209	73.4	26.295	105.8	1:50.887 78.99 2.487 18:13:51.052	
10 -	33.476	86.9	49.315	79.1	25.609	106.8	1:48.400 (1) 80.81 18:15:39.452	

P9 85 MIG Sam SUMMERHAYES		Mini Miglia						
IDEAL LAP TIME : 1:47.934		BEST LAP TIME : 1:48.607		DIFFERENCE : 0.673				
LAP	SECTOR 1	SECTOR 2	SECTOR 3	LAP TIME	MPH	DIFF	TIME OF DAY	
1 -	OUTLAP	74.8	54.067	73.9	27.216	104.3	2:04.952 70.10 16.345 17:56:34.699	
2 -	34.658	77.4	49.548	78.3	25.936	105.1	1:50.142 (3) 79.53 1.535 17:58:24.841	
3 -	33.653	84.5	48.575	76.0	26.379	108.0	1:48.607 (1) 80.65 18:00:13.448	
4 -	34.691	78.3	53.136	54.6	35.614	84.7	2:03.441 70.96 14.834 18:02:16.889	
5 -	41.131	62.4	1:03.850	66.1	31.418	75.6	2:16.399 64.22 27.792 18:04:33.288	
6 -	41.635	67.7	1:11.121	58.3	43.182	44.9	2:35.938 56.17 47.331 18:07:09.226	

Weather / Track : Cloudy / Dry

Brands Hatch GP

Circuit Length = 2.4332 miles

Start: 17:54 Flag 18:14 End: 18:17

Dunlop Mini 7 / Mini Miglia Championships supported by Mini Spares

QUALIFYING - RACE 7 - SECTOR ANALYSIS

SECTOR 1 = FL to I1, SECTOR 2 = I1 to I2, SECTOR 3 = I2 to FL, DIFF = Difference To Personal Best Lap

7 -	57.153	44.8	1:22.936	45.1	35.338	105.1	2:55.427	49.93	1:06.820	18:10:04.653
8 -	35.833	87.8	55.184	77.7	25.775	106.6	1:56.792	75.00	8.185	18:12:01.445
9 -	33.584	88.5	50.252	66.8	25.815	109.1	1:49.651 (2)	79.88	1.044	18:13:51.096
10 -	34.410	88.8	50.359	67.3	26.360	105.6	1:51.129	78.82	2.522	18:15:42.225

P10		6 MIG		Tony LEMAY		Mini Miglia				
IDEAL LAP TIME : 1:48.829		BEST LAP TIME : 1:48.829		DIFFERENCE : 0.000						
LAP	SECTOR 1	SECTOR 2	SECTOR 3	LAP TIME	MPH	DIFF	TIME OF DAY			
1 -	OUTLAP	77.8	53.067	75.5	26.679	105.0	2:01.770	71.93	12.941	17:56:36.277
2 -	34.982	86.4	50.883	83.1	27.422	105.3	1:53.287 (2)	77.32	4.458	17:58:29.564
3 -	33.976	87.3	48.877	84.9	25.976	106.6	1:48.829 (1)	80.49		18:00:18.393
4 -	34.374	66.3	57.507	52.4	45.935	59.7	2:17.816	63.56	28.987	18:02:36.209
5 -	42.867	69.6	1:00.249	70.5	28.867	93.3	2:11.983	66.37	23.154	18:04:48.192
6 -	46.221	49.4	1:13.789	62.0	32.973	79.0	2:32.983	57.26	44.154	18:07:21.175
7 -	58.066	38.5	1:22.081	51.7	29.542	99.7	2:49.689	51.62	1:00.860	18:10:10.864
8 -	36.041	85.3	52.595	65.5	28.967	102.2	1:57.603	74.48	8.774	18:12:08.467
9 -	35.653	85.2	51.187	82.9	26.516	104.3	1:53.356 (3)	77.27	4.527	18:14:01.823

P11		72 MIG		Robert HOWARD		Mini Miglia				
IDEAL LAP TIME : 1:48.028		BEST LAP TIME : 1:48.918		DIFFERENCE : 0.890						
LAP	SECTOR 1	SECTOR 2	SECTOR 3	LAP TIME	MPH	DIFF	TIME OF DAY			
1 -	OUTLAP	69.9	52.778	69.2	26.990	103.7	2:02.850	71.30	13.932	17:56:30.682
2 -	34.839	86.2	50.414	76.1	26.544	104.8	1:51.797	78.35	2.879	17:58:22.479
3 -	34.513	88.0	48.842	73.2	26.953	105.5	1:50.308 (3)	79.41	1.390	18:00:12.787
4 -	34.010	82.2	52.995	55.9	34.714	82.8	2:01.719	71.96	12.801	18:02:14.506
5 -	40.676	71.9	1:03.787	56.2	32.735	75.6	2:17.198	63.84	28.280	18:04:31.704
6 -	41.206	64.3	1:10.678	58.5	43.730	46.2	2:35.614	56.29	46.696	18:07:07.318
7 -	56.636	50.7	1:23.710	51.2	35.369	105.5	2:55.715	49.85	1:06.797	18:10:03.033
8 -	36.328	81.9	53.865	77.1	26.400	106.8	1:56.593	75.13	7.675	18:11:59.626
9 -	34.040	86.4	49.202	79.1	26.202	106.0	1:49.444 (2)	80.03	0.526	18:13:49.070
10 -	33.282	89.8	49.732	78.4	25.904	107.0	1:48.918 (1)	80.42		18:15:37.988

P12		13 MIG		Phil HARVEY		Mini Miglia				
IDEAL LAP TIME : 1:49.168		BEST LAP TIME : 1:49.421		DIFFERENCE : 0.253						
LAP	SECTOR 1	SECTOR 2	SECTOR 3	LAP TIME	MPH	DIFF	TIME OF DAY			
1 -	OUTLAP	74.2	53.872	74.6	27.565	106.6	2:03.611	70.86	14.190	17:56:47.515
2 -	35.786	85.0	50.929	79.9	26.326	107.3	1:53.041	77.49	3.620	17:58:40.556
3 -	34.692	85.5	52.176	70.1	26.682	105.5	1:53.550	77.14	4.129	18:00:34.106
4 -	34.609	78.2	51.159	66.3	45.664	43.0	2:11.432	66.64	22.011	18:02:45.538
5 -	46.985	49.3	1:10.660	54.0	41.763	51.9	2:39.408	54.95	49.987	18:05:24.946
6 -	47.484	57.0	1:08.473	43.2	39.130	63.0	2:35.087	56.48	45.666	18:08:00.033
7 -	45.920	57.0	1:08.760	53.7	27.961	106.8	2:22.641	61.41	33.220	18:10:22.674
8 -	36.167	87.8	48.999	78.0	27.301	103.2	1:52.467 (2)	77.88	3.046	18:12:15.141
9 -	34.500	86.1	52.195	68.8	26.102	107.5	1:52.797 (3)	77.66	3.376	18:14:07.938
10 -	34.696	85.5	48.566	78.9	26.159	108.2	1:49.421 (1)	80.05		18:15:57.359

P13		4 MIG		James COULSON		Mini Miglia				
IDEAL LAP TIME : 1:48.066		BEST LAP TIME : 1:49.478		DIFFERENCE : 1.412						
LAP	SECTOR 1	SECTOR 2	SECTOR 3	LAP TIME	MPH	DIFF	TIME OF DAY			
1 -	OUTLAP	68.4	53.749	73.0	27.122	104.3	2:01.357	72.18	11.879	17:56:43.324
2 -	34.054	84.7	51.134	79.6	25.867	104.5	1:51.055 (3)	78.87	1.577	17:58:34.379
3 -	35.995	67.1	49.228	81.9	25.628	105.6	1:50.851 (2)	79.02	1.373	18:00:25.230
4 -	33.896	70.1	55.973	44.8	49.182	47.2	2:19.051	62.99	29.573	18:02:44.281
5 -	46.918	47.9	1:10.937	51.7	41.816	56.6	2:39.671	54.86	50.193	18:05:23.952
6 -	47.456	56.4	1:08.587	44.7	39.136	67.5	2:35.179	56.44	45.701	18:07:59.131
7 -	45.611	65.9	1:08.970	52.1	28.485	105.0	2:23.066	61.22	33.588	18:10:22.197
8 -	35.816	83.8	48.891	69.8	28.010	104.3	1:52.717	77.71	3.239	18:12:14.914
9 -	34.353	83.8	52.953	68.5	27.170	104.6	1:54.476	76.52	4.998	18:14:09.390
10 -	33.901	86.2	48.542	80.1	27.035	103.5	1:49.478 (1)	80.01		18:15:58.868

Weather / Track : Cloudy / Dry

Brands Hatch GP

Circuit Length = 2.4332 miles

Start: 17:54 Flag 18:14 End: 18:17

Dunlop Mini 7 / Mini Miglia Championships supported by Mini Spares

QUALIFYING - RACE 7 - SECTOR ANALYSIS

SECTOR 1 = FL to I1, SECTOR 2 = I1 to I2, SECTOR 3 = I2 to FL, DIFF = Difference To Personal Best Lap

P14 77 MIG Tristen KNIGHT			Mini Miglia									
IDEAL LAP TIME : 1:49.446			BEST LAP TIME : 1:49.515			DIFFERENCE : 0.069						
LAP	SECTOR 1	SECTOR 2	SECTOR 3	LAP TIME	MPH	DIFF	TIME OF DAY					
1 -	OUTLAP	75.3	54.907	65.4	28.504	101.3	2:05.543	69.77	16.028	17:56:51.959		
2 -	36.235	84.9	51.442	64.7	27.183	102.9	1:54.860	76.26	5.345	17:58:46.819		
3 -	34.194	86.3	50.704	72.7	26.804	102.9	1:51.702 (2)	78.42	2.187	18:00:38.521		
4 -	34.375	85.9	51.098	61.3	42.944	44.0	2:08.417	68.21	18.902	18:02:46.938		
5 -	46.667	51.0	1:10.937	52.7	41.387	51.1	2:38.991	55.09	49.476	18:05:25.929		
6 -	47.506	55.9	1:08.365	41.1	39.581	66.1	2:35.452	56.35	45.937	18:08:01.381		
7 -	45.672	56.2	1:08.310	56.2	27.827	105.8	2:21.809	61.77	32.294	18:10:23.190		
8 -	35.965	83.4	49.598	76.9	26.814	104.3	1:52.377 (3)	77.95	2.862	18:12:15.567		
9 -	34.346	84.3	52.811	69.8	27.020	105.5	1:54.177	76.72	4.662	18:14:09.744		
10 -	33.795	88.1	48.847	77.7	26.873	102.6	1:49.515 (1)	79.98		18:15:59.259		

P15 20 MIG Mark SIMS			Mini Miglia									
IDEAL LAP TIME : 1:50.824			BEST LAP TIME : 1:50.824			DIFFERENCE : 0.000						
LAP	SECTOR 1	SECTOR 2	SECTOR 3	LAP TIME	MPH	DIFF	TIME OF DAY					
1 -	OUTLAP	67.4	54.658	70.6	28.105	103.8	2:05.567	69.76	14.743	17:56:37.125		
2 -	36.653	82.6	50.893	72.7	27.565	103.7	1:55.111	76.09	4.287	17:58:32.236		
3 -	34.233	86.3	49.987	71.4	26.604	104.3	1:50.824 (1)	79.04		18:00:23.060		
4 -	34.891	69.7	55.838	48.3	47.476	52.0	2:18.205	63.38	27.381	18:02:41.265		
5 -	47.896	52.5	1:11.057	53.2	41.842	57.0	2:40.795	54.47	49.971	18:05:22.060		
6 -	47.288	61.5	1:08.729	49.6	39.459	65.8	2:35.476	56.34	44.652	18:07:57.536		
7 -	45.521	57.8	1:08.836	50.5	28.452	103.8	2:22.809	61.33	31.985	18:10:20.345		
8 -	35.004	85.8	50.502	68.0	27.569	104.6	1:53.075 (3)	77.46	2.251	18:12:13.420		
9 -	35.501	85.0	50.811	74.8	26.733	105.8	1:53.045 (2)	77.48	2.221	18:14:06.465		

P16 46 Min7 Max HUNTER			Mini 7									
IDEAL LAP TIME : 1:54.359			BEST LAP TIME : 1:54.805			DIFFERENCE : 0.446						
LAP	SECTOR 1	SECTOR 2	SECTOR 3	LAP TIME	MPH	DIFF	TIME OF DAY					
1 -	OUTLAP	72.3	54.920	67.3	28.452	94.7	2:05.545	69.77	10.740	17:57:08.475		
2 -	36.064	76.7	52.512	69.1	27.965	97.5	1:56.541 (3)	75.16	1.736	17:59:05.016		
3 -	35.705	78.3	52.189	70.7	27.587	96.0	1:55.481 (2)	75.85	0.676	18:01:00.497		
4 -	36.524	68.6	1:01.702	45.6	IN PIT		4:18.078 P	33.94	2:23.273	18:05:18.575		
5 -	OUTLAP	73.9	56.707	61.9	32.455	89.3	2:09.598	67.59	14.793	18:07:28.173		
6 -	52.033	40.4	1:22.631	58.3	28.966	97.1	2:43.630	53.53	48.825	18:10:11.803		
7 -	35.887	79.4	52.896	70.1	IN PIT		2:18.287 P	63.34	23.482	18:12:30.090		
8 -	OUTLAP	77.7	55.616	72.3	28.353	94.5	2:03.674	70.83	8.869	18:14:33.764		
9 -	35.763	78.1	51.067	72.1	27.975	94.2	1:54.805 (1)	76.30		18:16:28.569		

P17 3 Min7 Ashley DAVIES			Mini 7									
IDEAL LAP TIME : 1:55.138			BEST LAP TIME : 1:55.239			DIFFERENCE : 0.101						
LAP	SECTOR 1	SECTOR 2	SECTOR 3	LAP TIME	MPH	DIFF	TIME OF DAY					
1 -	OUTLAP	76.6	54.925	71.0	28.243	96.6	2:05.532	69.78	10.293	17:57:36.589		
2 -	39.579	77.5	53.430	74.8	27.961	94.1	2:00.970	72.41	5.731	17:59:37.559		
3 -	35.653	78.3	52.999	74.9	29.380	75.8	1:58.032 (3)	74.21	2.793	18:01:35.591		
4 -	40.307	73.6	57.453	64.2	40.019	61.3	2:17.779	63.57	22.540	18:03:53.370		
5 -	48.467	51.6	1:23.670	47.0	IN PIT		5:22.989 P	27.12	3:27.750	18:09:16.359		
6 -	OUTLAP	75.9	53.152	75.8	28.028	94.2	2:02.019	71.79	6.780	18:11:18.378		
7 -	35.733	77.9	51.886	75.0	27.927	94.2	1:55.546 (2)	75.81	0.307	18:13:13.924		
8 -	35.754	78.3	51.743	78.2	27.742	94.6	1:55.239 (1)	76.01		18:15:09.163		

P18 5 Min7 Graeme DAVIS			Mini 7								
IDEAL LAP TIME :			BEST LAP TIME : 1:55.440			DIFFERENCE :					
LAP	SECTOR 1	SECTOR 2	SECTOR 3	LAP TIME	MPH	DIFF	TIME OF DAY				
1 -				2:00.470	72.71	5.030	17:59:03.547				
2 -				1:57.723 (3)	74.41	2.283	18:01:01.270				
3 -				2:20.139	62.50	24.699	18:03:21.409				
4 -				3:15.391	44.83	1:19.951	18:06:36.800				

Weather / Track : Cloudy / Dry

Brands Hatch GP

Circuit Length = 2.4332 miles

Start: 17:54 Flag 18:14 End: 18:17

Dunlop Mini 7 / Mini Miglia Championships supported by Mini Spares

QUALIFYING - RACE 7 - SECTOR ANALYSIS

SECTOR 1 = FL to I1, SECTOR 2 = I1 to I2, SECTOR 3 = I2 to FL, DIFF = Difference To Personal Best Lap

5 -							3:17.000	44.46	1:21.560	18:09:53.800
6 -							2:00.787	72.52	5.347	18:11:54.587
7 -							1:56.831 (2)	74.97	1.391	18:13:51.418
8 -							1:55.440 (1)	75.88		18:15:46.858

P19 9 Min7 Spencer WANSTALL Mini 7										
IDEAL LAP TIME : 1:55.478			BEST LAP TIME : 1:55.478			DIFFERENCE : 0.000				
LAP	SECTOR 1	SECTOR 2	SECTOR 3	LAP TIME	MPH	DIFF	TIME OF DAY			
1 -	OUTLAP	75.1	54.712	63.9	30.262	91.9	2:06.402	69.30	10.924	17:57:06.123
2 -	37.116	77.7	53.622	66.4	28.577	98.2	1:59.315	73.41	3.837	17:59:05.438
3 -	36.163	80.1	54.106	72.8	28.752	96.6	1:59.021 (3)	73.59	3.543	18:01:04.459
4 -	36.201	65.4	1:01.502	47.2	40.989	59.9	2:18.692	63.16	23.214	18:03:23.151
5 -	52.526	43.2	1:35.053	40.9	47.256	47.0	3:14.835	44.96	1:19.357	18:06:37.986
6 -	59.305	46.6	1:29.236	47.3	47.084	77.3	3:15.625	44.77	1:20.147	18:09:53.611
7 -	37.000	78.3	56.296	69.9	28.691	95.1	2:01.987	71.80	6.509	18:11:55.598
8 -	36.025	79.2	52.519	72.6	28.765	97.8	1:57.309 (2)	74.67	1.831	18:13:52.907
9 -	35.673	77.4	52.111	75.1	27.694	95.3	1:55.478 (1)	75.85		18:15:48.385

P20 37 Min7 Gareth HUNT Mini 7										
IDEAL LAP TIME : 1:55.669			BEST LAP TIME : 1:55.669			DIFFERENCE : 0.000				
LAP	SECTOR 1	SECTOR 2	SECTOR 3	LAP TIME	MPH	DIFF	TIME OF DAY			
1 -	OUTLAP	73.9	56.696	63.6	29.999	92.0	2:08.985	67.91	13.316	17:57:05.360
2 -	37.178	77.2	54.009	72.0	28.203	95.4	1:59.390	73.37	3.721	17:59:04.750
3 -	36.617	78.5	52.754	72.9	27.890	96.5	1:57.261 (2)	74.70	1.592	18:01:02.011
4 -	37.252	59.1	1:02.059	50.9	40.950	63.5	2:20.261	62.45	24.592	18:03:22.272
5 -	51.941	44.3	1:35.672	38.6	47.928	48.0	3:15.541	44.79	1:19.872	18:06:37.813
6 -	58.314	43.9	1:29.552	44.9	47.162	72.9	3:15.028	44.91	1:19.359	18:09:52.841
7 -	37.733	76.5	53.961	75.2	27.919	94.1	1:59.613	73.23	3.944	18:11:52.454
8 -	35.936	76.6	51.967	79.3	27.766	96.1	1:55.669 (1)	75.73		18:13:48.123
9 -	36.119	77.1	53.207	76.0	28.174	95.8	1:57.500 (3)	74.55	1.831	18:15:45.623

P21 24 Min7 Andrew DEVINY Mini 7										
IDEAL LAP TIME : 1:55.774			BEST LAP TIME : 1:55.774			DIFFERENCE : 0.000				
LAP	SECTOR 1	SECTOR 2	SECTOR 3	LAP TIME	MPH	DIFF	TIME OF DAY			
1 -	OUTLAP	72.4	58.964	58.0	31.313	93.7	2:11.752	66.48	15.978	17:57:35.588
2 -	39.725	76.8	56.427	67.3	29.127	94.7	2:05.279	69.92	9.505	17:59:40.867
3 -	36.393	77.2	53.229	75.1	28.268	93.7	1:57.890 (2)	74.30	2.116	18:01:38.757
4 -	38.370	77.1	56.834	64.4	41.555	49.0	2:16.759	64.05	20.985	18:03:55.516
5 -	46.945	46.4	1:23.693	48.2	44.725	54.2	2:55.363	49.95	59.589	18:06:50.879
6 -	56.327	41.8	1:26.779	48.3	41.848	72.7	3:04.954	47.36	1:09.180	18:09:55.833
7 -	38.954	75.7	53.693	69.2	28.154	96.4	2:00.801	72.51	5.027	18:11:56.634
8 -	36.607	79.0	54.533	72.6	28.154	95.1	1:59.294 (3)	73.43	3.520	18:13:55.928
9 -	36.206	78.1	51.665	75.0	27.903	94.9	1:55.774 (1)	75.66		18:15:51.702

P22 122 INV Dave USHER Mini Miglia										
IDEAL LAP TIME : 1:54.735			BEST LAP TIME : 1:56.007			DIFFERENCE : 1.272				
LAP	SECTOR 1	SECTOR 2	SECTOR 3	LAP TIME	MPH	DIFF	TIME OF DAY			
1 -	OUTLAP	74.6	56.019	65.9	29.044	103.8	2:07.428	68.74	11.421	17:56:43.571
2 -	36.010	78.9	52.830	72.4	27.167	106.0	1:56.007 (1)	75.51		17:58:39.578

P23 10 Min7 Charlie BUDD Mini 7										
IDEAL LAP TIME : 1:56.307			BEST LAP TIME : 1:56.307			DIFFERENCE : 0.000				
LAP	SECTOR 1	SECTOR 2	SECTOR 3	LAP TIME	MPH	DIFF	TIME OF DAY			
1 -	OUTLAP	73.8	57.430	59.5	29.773	93.3	2:09.063	67.87	12.756	17:57:02.915
2 -	37.247	77.3	53.347	69.4	28.537	94.2	1:59.131 (3)	73.53	2.824	17:59:02.046
3 -	36.353	77.9	52.833	70.0	28.676	93.9	1:57.862 (2)	74.32	1.555	18:00:59.908
4 -	37.776	66.9	1:01.746	45.1	40.970	62.1	2:20.492	62.35	24.185	18:03:20.400
5 -	51.814	48.1	1:35.292	38.2	48.065	49.9	3:15.171	44.88	1:18.864	18:06:35.571
6 -	58.046	42.6	1:30.428	42.8	47.918	74.2	3:16.392	44.60	1:20.085	18:09:51.963

Weather / Track : Cloudy / Dry

Brands Hatch GP
Circuit Length = 2.4332 miles
Start: 17:54 Flag 18:14 End: 18:17

Dunlop Mini 7 / Mini Miglia Championships supported by Mini Spares

QUALIFYING - RACE 7 - SECTOR ANALYSIS

SECTOR 1 = FL to I1, SECTOR 2 = I1 to I2, SECTOR 3 = I2 to FL, DIFF = Difference To Personal Best Lap

7 -	40.693	76.7	54.942	68.5	28.525	96.6	2:04.160	70.55	7.853	18:11:56.123
8 -	36.503	79.5	55.548	62.3	28.156	97.8	2:00.207	72.87	3.900	18:13:56.330
9 -	36.267	79.3	51.886	73.5	28.154	96.1	1:56.307 (1)	75.31		18:15:52.637

P24		8 MIG		Bob HUMPHREYS		Mini Miglia				
IDEAL LAP TIME : 1:56.134		BEST LAP TIME : 1:56.734		DIFFERENCE : 0.600						
LAP	SECTOR 1	SECTOR 2	SECTOR 3	LAP TIME	MPH	DIFF	TIME OF DAY			
1 -	OUTLAP	77.7	58.442	62.1	29.051	97.9	2:09.600	67.59	12.866	17:56:46.957
2 -	37.983	80.0	54.212	62.4	29.174	97.9	2:01.369	72.17	4.635	17:58:48.326
3 -	36.764	81.4	56.172	55.9	28.614	97.5	2:01.550	72.06	4.816	18:00:49.876
4 -	37.984	67.6	1:10.233	44.2	41.309	58.6	2:29.526	58.58	32.792	18:03:19.402
5 -	52.059	48.6	1:35.220	38.8	48.324	47.2	3:15.603	44.78	1:18.869	18:06:35.005
6 -	57.370	42.5	1:31.036	42.3	44.734	59.5	3:13.140	45.35	1:16.406	18:09:48.145
7 -	38.154	79.2	53.566	63.6	29.055	96.5	2:00.775 (3)	72.53	4.041	18:11:48.920
8 -	35.531	80.9	52.708	65.4	28.495	97.1	1:56.734 (1)	75.04		18:13:45.654
9 -	36.134	81.8	53.795	70.2	27.895	100.3	1:57.824 (2)	74.34	1.090	18:15:43.478

P25		91 MIG		Gary WARBURTON		Mini Miglia				
IDEAL LAP TIME : 1:56.341		BEST LAP TIME : 1:57.403		DIFFERENCE : 1.062						
LAP	SECTOR 1	SECTOR 2	SECTOR 3	LAP TIME	MPH	DIFF	TIME OF DAY			
1 -	OUTLAP	79.4	55.453	66.6	29.375	102.2	2:07.906	68.48	10.503	17:56:41.113
2 -	36.011	85.1	53.796	68.5	27.596	105.1	1:57.403 (1)	74.61		17:58:38.516

P26		84 Min7		Robert PEARSON		Mini 7				
IDEAL LAP TIME : 1:56.932		BEST LAP TIME : 1:57.472		DIFFERENCE : 0.540						
LAP	SECTOR 1	SECTOR 2	SECTOR 3	LAP TIME	MPH	DIFF	TIME OF DAY			
1 -	OUTLAP	69.9	1:03.900	51.1	33.211	90.8	2:19.955	62.59	22.483	17:57:35.389
2 -	41.867	76.0	55.207	70.2	29.174	96.4	2:06.248	69.38	8.776	17:59:41.637
3 -	36.442	77.6	54.930	71.5	29.604	90.0	2:00.976 (3)	72.40	3.504	18:01:42.613
4 -	39.669	72.9	58.039	60.7	37.416	49.8	2:15.124	64.82	17.652	18:03:57.737
5 -	46.242	45.0	1:23.377	47.7	45.085	53.8	2:54.704	50.14	57.232	18:06:52.441
6 -	56.013	42.7	1:26.999	47.6	41.039	75.5	3:04.051	47.59	1:06.579	18:09:56.492
7 -	39.004	71.7	55.895	66.1	28.669	95.4	2:03.568	70.89	6.096	18:12:00.060
8 -	36.656	78.6	53.819	73.9	28.297	96.4	1:58.772 (2)	73.75	1.300	18:13:58.832
9 -	36.029	77.7	52.606	76.4	28.837	94.2	1:57.472 (1)	74.56		18:15:56.304

P27		49 Min7		Ross BILLISON		Mini 7				
IDEAL LAP TIME : 1:57.860		BEST LAP TIME : 1:57.946		DIFFERENCE : 0.086						
LAP	SECTOR 1	SECTOR 2	SECTOR 3	LAP TIME	MPH	DIFF	TIME OF DAY			
1 -	OUTLAP	71.9	56.768	59.4	29.485	93.4	2:10.308	67.22	12.362	17:57:11.034
2 -	36.179	78.1	53.240	74.2	29.215	94.9	1:58.634 (2)	73.83	0.688	17:59:09.668
3 -	37.030	78.5	54.248	69.6	28.769	94.5	2:00.047 (3)	72.97	2.101	18:01:09.715
4 -	39.560	58.6	1:17.361	48.2	41.083	59.4	2:38.004	55.44	40.058	18:03:47.719
5 -	50.045	52.2	1:23.176	46.5	46.036	47.4	2:59.257	48.86	1:01.311	18:06:46.976
6 -	57.354	45.5	1:25.653	44.2	44.513	75.5	3:07.520	46.71	1:09.574	18:09:54.496
7 -	38.425	76.2	1:04.690	62.6	33.409	94.7	2:16.524	64.16	18.578	18:12:11.020
8 -	39.782	67.7	53.981	61.3	28.795	97.8	2:02.558	71.47	4.612	18:14:13.578
9 -	36.265	76.8	53.154	69.3	28.527	95.3	1:57.946 (1)	74.26		18:16:11.524

P28		7 Min7		Kieren MCDONALD		Mini 7				
IDEAL LAP TIME : 1:58.003		BEST LAP TIME : 1:58.316		DIFFERENCE : 0.313						
LAP	SECTOR 1	SECTOR 2	SECTOR 3	LAP TIME	MPH	DIFF	TIME OF DAY			
1 -	OUTLAP	69.3	58.273	69.7	29.300	92.8	2:10.534	67.10	12.218	17:57:16.315
2 -	36.995	74.9	54.774	71.0	30.095	90.0	2:01.864	71.88	3.548	17:59:18.179
3 -	37.555	75.2	54.616	70.1	30.689	90.0	2:02.860	71.29	4.544	18:01:21.039
4 -	40.057	67.3	1:08.684	50.4	42.002	55.7	2:30.743	58.11	32.427	18:03:51.782
5 -	48.661	51.1	1:23.445	49.7	IN PIT		4:22.995 P	33.30	2:24.679	18:08:14.777
6 -	OUTLAP	60.6	1:07.603	60.0	31.022	90.3	2:23.437	61.07	25.121	18:10:38.214
7 -	36.759	75.0	53.382	72.7	29.106	90.6	1:59.247 (3)	73.45	0.931	18:12:37.461

Weather / Track : Cloudy / Dry

Brands Hatch GP

Circuit Length = 2.4332 miles

Start: 17:54 Flag 18:14 End: 18:17

Dunlop Mini 7 / Mini Miglia Championships supported by Mini Spares

QUALIFYING - RACE 7 - SECTOR ANALYSIS

SECTOR 1 = FL to I1, SECTOR 2 = I1 to I2, SECTOR 3 = I2 to FL, DIFF = Difference To Personal Best Lap

8 -	36.408	75.3	52.875	73.0	29.486	92.0	1:58.769 (2)	73.75	0.453	18:14:36.230
9 -	36.306	75.3	53.188	74.8	28.822	91.8	1:58.316 (1)	74.03		18:16:34.546

P29 2 Min7 Darren THOMAS										
Mini 7										
IDEAL LAP TIME : 1:59.095 BEST LAP TIME : 1:59.095 DIFFERENCE : 0.000										
LAP	SECTOR 1	SECTOR 2	SECTOR 3	LAP TIME	MPH	DIFF	TIME OF DAY			
1 -	OUTLAP	67.8	1:01.789	60.6	31.275	92.5	2:16.714	64.07	17.619	17:57:29.994
2 -	37.884	76.7	1:15.580	65.0	29.628	95.1	2:23.092	61.21	23.997	17:59:53.086
3 -	37.954	71.5	57.082	62.3	35.812	66.9	2:10.848	66.94	11.753	18:02:03.934
4 -	44.450	70.0	1:01.490	62.9	31.332	92.4	2:17.272	63.81	18.177	18:04:21.206
5 -	39.482	76.6	1:17.467	51.8	44.063	44.5	2:41.012	54.40	41.917	18:07:02.218
6 -	55.775	58.1	1:24.186	47.7	39.509	79.6	2:59.470	48.80	1:00.375	18:10:01.688
7 -	39.453	77.5	57.371	63.1	30.213	95.4	2:07.037 (3)	68.95	7.942	18:12:08.725
8 -	37.406	78.2	55.040	70.8	29.289	93.7	2:01.735 (2)	71.95	2.640	18:14:10.460
9 -	35.904	79.4	54.021	69.3	29.170	94.7	1:59.095 (1)	73.55		18:16:09.555

P30 11 Min7 Tina COOPER										
Mini 7										
IDEAL LAP TIME : 1:59.014 BEST LAP TIME : 1:59.495 DIFFERENCE : 0.481										
LAP	SECTOR 1	SECTOR 2	SECTOR 3	LAP TIME	MPH	DIFF	TIME OF DAY			
1 -	OUTLAP	73.2	59.381	64.0	31.695	92.3	2:15.276	64.75	15.781	17:57:05.922
2 -	39.246	76.7	54.505	73.6	29.562	93.0	2:03.313	71.03	3.818	17:59:09.235
3 -	37.389	76.9	55.754	71.3	29.733	93.2	2:02.876 (3)	71.29	3.381	18:01:12.111
4 -	38.951	67.1	1:16.381	49.8	41.542	55.5	2:36.874	55.83	37.379	18:03:48.985
5 -	49.571	51.9	1:23.117	46.4	46.241	50.3	2:58.929	48.95	59.434	18:06:47.914
6 -	57.299	43.6	1:25.583	43.2	44.319	72.9	3:07.201	46.79	1:07.706	18:09:55.115
7 -	40.114	77.0	54.898	76.0	28.700	94.9	2:03.712	70.80	4.217	18:11:58.827
8 -	37.824	77.4	54.687	73.1	28.666	95.4	2:01.177 (2)	72.28	1.682	18:14:00.004
9 -	36.943	77.4	53.405	74.1	29.147	95.5	1:59.495 (1)	73.30		18:15:59.499

P31 19 Min7 Tom SANDERSON										
Mini 7										
IDEAL LAP TIME : 1:59.857 BEST LAP TIME : 2:00.040 DIFFERENCE : 0.183										
LAP	SECTOR 1	SECTOR 2	SECTOR 3	LAP TIME	MPH	DIFF	TIME OF DAY			
1 -	OUTLAP	71.6	1:00.071	69.3	29.665	91.0	2:12.015	66.35	11.975	17:57:39.897
2 -	39.256	74.4	57.803	69.3	29.241	91.9	2:06.300	69.35	6.260	17:59:46.197
3 -	36.639	76.4	55.266	71.6	30.744	81.4	2:02.649 (2)	71.42	2.609	18:01:48.846
4 -	41.673	69.0	1:01.655	59.4	31.914	70.6	2:15.242	64.77	15.202	18:04:04.088
5 -	44.490	44.2	1:21.841	54.3	45.590	48.1	2:51.921	50.95	51.881	18:06:56.009
6 -	55.194	42.9	1:26.973	44.3	41.223	76.0	3:03.390	47.76	1:03.350	18:09:59.399
7 -	38.702	76.6	58.972	66.7	29.638	92.5	2:07.312	68.80	7.272	18:12:06.711
8 -	36.822	77.1	54.492	75.2	28.726	93.2	2:00.040 (1)	72.97		18:14:06.751
9 -	36.667	77.0	58.197	61.7	29.328	93.0	2:04.192 (3)	70.53	4.152	18:16:10.943

P32 52 Min7 Nathan BURGE										
Mini 7										
IDEAL LAP TIME : 2:00.688 BEST LAP TIME : 2:00.688 DIFFERENCE : 0.000										
LAP	SECTOR 1	SECTOR 2	SECTOR 3	LAP TIME	MPH	DIFF	TIME OF DAY			
1 -	OUTLAP	63.0	1:04.537	49.3	33.008	90.8	2:22.904	61.29	22.216	17:57:34.554
2 -	38.294	74.0	57.817	66.0	29.570	92.9	2:05.681	69.69	4.993	17:59:40.235
3 -	37.814	76.1	55.864	67.5	29.755	86.9	2:03.433 (3)	70.96	2.745	18:01:43.668
4 -	41.160	68.5	58.859	60.7	36.089	53.3	2:16.108	64.35	15.420	18:03:59.776
5 -	47.255	48.8	1:21.782	51.4	45.333	50.4	2:54.370	50.23	53.682	18:06:54.146
6 -	55.324	43.8	1:26.767	52.3	42.174	77.9	3:04.265	47.53	1:03.577	18:09:58.411
7 -	38.582	75.4	1:01.016	67.1	29.627	95.7	2:09.225	67.78	8.537	18:12:07.636
8 -	38.070	75.5	55.713	70.8	29.539	96.0	2:03.322 (2)	71.03	2.634	18:14:10.958
9 -	37.072	76.5	54.585	67.9	29.031	95.1	2:00.688 (1)	72.58		18:16:11.646

P33 47 Min7 Dan BUDD										
Mini 7										
IDEAL LAP TIME : 1:59.516 BEST LAP TIME : 2:00.891 DIFFERENCE : 1.375										
LAP	SECTOR 1	SECTOR 2	SECTOR 3	LAP TIME	MPH	DIFF	TIME OF DAY			
1 -	OUTLAP	72.9	57.503	64.5	30.576	91.6	2:10.182	67.28	9.291	17:57:05.289

Weather / Track : Cloudy / Dry

Brands Hatch GP

Circuit Length = 2.4332 miles

Start: 17:54 Flag 18:14 End: 18:17

Dunlop Mini 7 / Mini Miglia Championships supported by Mini Spares

QUALIFYING - RACE 7 - SECTOR ANALYSIS

SECTOR 1 = FL to I1, SECTOR 2 = I1 to I2, SECTOR 3 = I2 to FL, DIFF = Difference To Personal Best Lap

2 -	37.293	68.5	55.411	74.2	28.187	95.4	2:00.891 (1)	72.46			17:59:06.180
3 -	38.281	63.7	58.435	69.1	29.608	94.2	2:06.324	69.34	5.433		18:01:12.504
4 -	40.750	59.1	1:15.487	51.4	41.848	56.2	2:38.085	55.41	37.194		18:03:50.589
5 -	48.793	52.5	1:23.660	49.3	45.721	51.5	2:58.174	49.16	57.283		18:06:48.763
6 -	57.060	44.2	1:26.457	47.9	42.106	77.9	3:05.623	47.19	1:04.732		18:09:54.386
7 -	39.235	74.4	54.578	73.0	28.896	96.0	2:02.709 (3)	71.38	1.818		18:11:57.095
8 -	36.906	76.8	54.603	66.4	29.713	92.1	2:01.222 (2)	72.26	0.331		18:13:58.317
9 -	42.147	67.7	54.423	74.6	29.063	89.9	2:05.633	69.72	4.742		18:16:03.950

P34 27 Min7 Leon Oli WINDOW		Mini 7									
IDEAL LAP TIME : 2:00.982		BEST LAP TIME : 2:00.982				DIFFERENCE : 0.000					
LAP	SECTOR 1	SECTOR 2		SECTOR 3		LAP TIME	MPH	DIFF	TIME OF DAY		
1 -	OUTLAP	67.2	59.469	69.1	30.282	87.7	2:16.553	64.14	15.571	17:57:53.583	
2 -	44.873	68.4	1:01.125	69.5	30.797	86.4	2:16.795	64.03	15.813	18:00:10.378	
3 -	41.700	64.7	1:00.675	49.8	46.793	53.2	2:29.168	58.72	28.186	18:02:39.546	
4 -	48.555	52.3	1:09.916	51.4	42.953	55.2	2:41.424	54.26	40.442	18:05:20.970	
5 -	46.352	61.7	1:08.375	51.5	38.805	73.8	2:33.532	57.05	32.550	18:07:54.502	
6 -	46.108	55.2	1:06.987	55.0	31.474	91.9	2:24.569	60.59	23.587	18:10:19.071	
7 -	39.405	76.1	57.046	71.2	29.046	93.0	2:05.497 (3)	69.80	4.515	18:12:24.568	
8 -	38.223	75.7	55.218	65.4	29.812	92.9	2:03.253 (2)	71.07	2.271	18:14:27.821	
9 -	37.094	75.7	55.168	73.8	28.720	95.0	2:00.982 (1)	72.40		18:16:28.803	

P35 785 Min7 S Josh COLLINS		Mini 7 S Class									
IDEAL LAP TIME : 2:01.715		BEST LAP TIME : 2:01.715				DIFFERENCE : 0.000					
LAP	SECTOR 1	SECTOR 2		SECTOR 3		LAP TIME	MPH	DIFF	TIME OF DAY		
1 -	OUTLAP	68.6	1:00.022	57.0	33.117	82.0	2:16.427	64.20	14.712	17:57:36.945	
2 -	42.671	73.0	58.571	60.3	29.792	92.0	2:11.034	66.85	9.319	17:59:47.979	
3 -	37.530	75.5	56.270	69.4	30.652	73.1	2:04.452 (2)	70.38	2.737	18:01:52.431	
4 -	43.977	62.1	1:02.911	54.0	33.445	83.0	2:20.333	62.42	18.618	18:04:12.764	
5 -	42.533	57.4	1:20.598	48.0	43.619	47.0	2:46.750	52.53	45.035	18:06:59.514	
6 -	56.673	52.4	1:24.505	47.3	40.266	79.2	3:01.444	48.27	59.729	18:10:00.958	
7 -	41.007	75.1	56.981	63.4	30.276	95.7	2:08.264	68.29	6.549	18:12:09.222	
8 -	37.855	73.9	57.280	64.9	29.331	91.9	2:04.466 (3)	70.37	2.751	18:14:13.688	
9 -	37.490	76.7	55.028	66.7	29.197	90.5	2:01.715 (1)	71.97		18:16:15.403	

P36 95 Min7 Julian PROCTOR		Mini 7									
IDEAL LAP TIME : 2:01.742		BEST LAP TIME : 2:01.824				DIFFERENCE : 0.082					
LAP	SECTOR 1	SECTOR 2		SECTOR 3		LAP TIME	MPH	DIFF	TIME OF DAY		
1 -	OUTLAP	69.8	1:01.001	51.1	33.257	91.1	2:18.835	63.09	17.011	17:57:35.852	
2 -	42.283	74.8	59.145	67.1	30.559	92.6	2:11.987	66.36	10.163	17:59:47.839	
3 -	37.275	75.7	55.579	73.0	30.858	75.5	2:03.712 (2)	70.80	1.888	18:01:51.551	
4 -	43.594	62.7	1:03.020	56.4	33.212	83.3	2:19.826	62.64	18.002	18:04:11.377	
5 -	41.425	66.9	1:19.831	51.3	44.855	46.5	2:46.111	52.73	44.287	18:06:57.488	
6 -	55.827	50.1	1:26.216	46.7	40.404	77.4	3:02.447	48.01	1:00.623	18:09:59.935	
7 -	38.492	76.7	59.540	64.3	30.772	92.8	2:08.804	68.00	6.980	18:12:08.739	
8 -	38.128	76.5	56.970	74.3	29.470	93.4	2:04.568 (3)	70.32	2.744	18:14:13.307	
9 -	37.177	76.6	55.095	70.7	29.552	93.2	2:01.824 (1)	71.90		18:16:15.131	

P37 69 Min7 Steve TRENCH		Mini 7									
IDEAL LAP TIME : 2:01.578		BEST LAP TIME : 2:02.012				DIFFERENCE : 0.434					
LAP	SECTOR 1	SECTOR 2		SECTOR 3		LAP TIME	MPH	DIFF	TIME OF DAY		
1 -	OUTLAP	63.6	1:04.636	50.1	34.351	89.2	2:25.091	60.37	23.079	17:57:35.575	
2 -	39.587	76.3	56.317	66.8	29.904	95.4	2:05.808	69.62	3.796	17:59:41.383	
3 -	37.567	77.1	55.825	69.9	30.553	90.6	2:03.945 (3)	70.67	1.933	18:01:45.328	
4 -	40.157	67.5	59.477	59.9	35.423	53.0	2:15.057	64.86	13.045	18:04:00.385	
5 -	47.124	47.5	1:21.797	52.1	45.515	51.3	2:54.436	50.21	52.424	18:06:54.821	
6 -	55.246	41.5	1:26.869	49.2	41.964	79.3	3:04.079	47.58	1:02.067	18:09:58.900	
7 -	38.777	77.5	58.723	63.5	29.840	93.0	2:07.340	68.79	5.328	18:12:06.240	
8 -	36.984	76.1	55.810	67.7	29.218	95.1	2:02.012 (1)	71.79		18:14:08.252	
9 -	37.695	76.6	55.376	70.6	29.456	94.2	2:02.527 (2)	71.49	0.515	18:16:10.779	

Weather / Track : Cloudy / Dry

Brands Hatch GP

Circuit Length = 2.4332 miles

Start: 17:54 Flag 18:14 End: 18:17

Dunlop Mini 7 / Mini Miglia Championships supported by Mini Spares

QUALIFYING - RACE 7 - SECTOR ANALYSIS

SECTOR 1 = FL to I1, SECTOR 2 = I1 to I2, SECTOR 3 = I2 to FL, DIFF = Difference To Personal Best Lap

P38 38 Min7 Steven HOPPER		Mini 7									
IDEAL LAP TIME : 2:01.397		BEST LAP TIME : 2:02.398					DIFFERENCE : 1.001				
LAP	SECTOR 1	SECTOR 2			SECTOR 3		LAP TIME	MPH	DIFF	TIME OF DAY	
1 -	OUTLAP	69.3	58.075	67.5	29.581	90.5	2:11.759	66.48	9.361	17:57:15.896	
2 -	38.387	74.3	56.134	73.0	29.127	90.9	2:03.648 (2)	70.84	1.250	17:59:19.544	
3 -	37.557	73.9	55.593	70.1	29.248	90.3	2:02.398 (1)	71.56		18:01:21.942	
4 -	42.954	70.0	1:05.563	48.3	42.029	57.5	2:30.546	58.18	28.148	18:03:52.488	
5 -	48.635	50.7	1:23.609	48.1	44.890	56.2	2:57.134	49.45	54.736	18:06:49.622	
6 -	56.978	42.8	1:26.447	48.7	42.675	72.0	3:06.100	47.07	1:03.702	18:09:55.722	
7 -	40.685	73.1	59.540	68.1	30.502	92.1	2:10.727	67.00	8.329	18:12:06.449	
8 -	42.724	71.0	1:00.291	56.1	30.434	92.6	2:13.449	65.64	11.051	18:14:19.898	
9 -	38.540	74.9	54.713	68.9	30.441	89.3	2:03.694 (3)	70.81	1.296	18:16:23.592	

P39 791 Min7 S Shaun TARLTON		Mini 7 S Class									
IDEAL LAP TIME : 2:02.620		BEST LAP TIME : 2:03.245					DIFFERENCE : 0.625				
LAP	SECTOR 1	SECTOR 2			SECTOR 3		LAP TIME	MPH	DIFF	TIME OF DAY	
1 -	OUTLAP	71.5	57.950	65.6	30.546	91.9	2:13.104	65.81	9.859	17:57:11.658	
2 -	37.032	74.9	55.042	73.0	31.171	87.0	2:03.245 (1)	71.07		17:59:14.903	
3 -	37.179	75.4	55.737	67.9	30.711	88.3	2:03.627 (2)	70.85	0.382	18:01:18.530	

P40 771 Min7 S Julian AFLECK		Mini 7 S Class									
IDEAL LAP TIME : 2:01.761		BEST LAP TIME : 2:04.132					DIFFERENCE : 2.371				
LAP	SECTOR 1	SECTOR 2			SECTOR 3		LAP TIME	MPH	DIFF	TIME OF DAY	
1 -	OUTLAP	70.7	58.481	67.8	30.291	87.7	2:11.836	66.44	7.704	17:57:56.286	
2 -	41.766	70.1	59.007	71.1	29.247	90.4	2:10.020	67.37	5.888	18:00:06.306	
3 -	39.872	71.6	57.106	46.3	40.062	59.9	2:17.040	63.92	12.908	18:02:23.346	
4 -	44.477	69.1	59.532	63.9	32.810	73.1	2:16.819	64.02	12.687	18:04:40.165	
5 -	51.201	52.7	1:03.100	61.9	37.120	45.8	2:31.421	57.85	27.289	18:07:11.586	
6 -	56.067	44.9	1:22.851	41.6	38.199	88.0	2:57.117	49.45	52.985	18:10:08.703	
7 -	38.661	74.3	57.397	69.3	29.995	89.8	2:06.053 (3)	69.49	1.921	18:12:14.756	
8 -	38.788	73.9	55.793	70.1	29.946	88.5	2:04.527 (2)	70.34	0.395	18:14:19.283	
9 -	37.944	73.6	54.570	74.3	31.618	88.4	2:04.132 (1)	70.56		18:16:23.415	

P41 28 Min7 Dom BURGER		Mini 7									
IDEAL LAP TIME : 2:05.131		BEST LAP TIME : 2:06.485					DIFFERENCE : 1.354				
LAP	SECTOR 1	SECTOR 2			SECTOR 3		LAP TIME	MPH	DIFF	TIME OF DAY	
1 -	OUTLAP	66.8	1:02.429	59.7	33.836	78.3	2:23.413	61.08	16.928	17:57:53.015	
2 -	44.231	66.9	1:01.686	58.6	31.312	92.5	2:17.229	63.83	10.744	18:00:10.244	
3 -	41.165	68.4	1:00.817	51.9	46.237	49.4	2:28.219	59.10	21.734	18:02:38.463	
4 -	49.118	51.6	1:09.736	50.2	41.742	58.6	2:40.596	54.54	34.111	18:05:19.059	
5 -	47.592	58.3	1:08.413	49.7	38.264	71.2	2:34.269	56.78	27.784	18:07:53.328	
6 -	46.056	59.9	1:07.573	56.5	31.836	92.9	2:25.465	60.21	18.980	18:10:18.793	
7 -	41.575	75.4	57.829	61.7	30.459	93.3	2:09.863 (2)	67.45	3.378	18:12:28.656	
8 -	38.321	76.5	59.293	60.4	33.163	86.8	2:10.777 (3)	66.98	4.292	18:14:39.433	
9 -	39.675	75.9	56.541	62.6	30.269	93.0	2:06.485 (1)	69.25		18:16:45.918	

P42 792 Min7 S Kevin O SHEA		Mini 7 S Class									
IDEAL LAP TIME : 2:09.044		BEST LAP TIME : 2:09.044					DIFFERENCE : 0.000				
LAP	SECTOR 1	SECTOR 2			SECTOR 3		LAP TIME	MPH	DIFF	TIME OF DAY	
1 -	OUTLAP	64.2	1:07.108	52.3	34.188	84.5	2:27.349	59.44	18.305	17:57:34.671	
2 -	44.260	70.1	1:01.848	60.4	31.470	88.4	2:17.578	63.67	8.534	17:59:52.249	
3 -	40.125	71.7	59.945	62.0	33.816	70.6	2:13.886	65.42	4.842	18:02:06.135	
4 -	45.522	66.3	1:04.055	61.2	32.449	87.9	2:22.026	61.67	12.982	18:04:28.161	
5 -	41.918	67.8	1:10.837	51.2	43.120	45.8	2:35.875	56.19	26.831	18:07:04.036	
6 -	56.404	51.7	1:24.772	48.3	39.556	83.6	3:00.732	48.46	51.688	18:10:04.768	
7 -	40.695	72.7	1:00.216	61.3	32.616	90.5	2:13.527 (3)	65.60	4.483	18:12:18.295	
8 -	39.883	72.8	59.494	64.1	31.518	88.5	2:10.895 (2)	66.92	1.851	18:14:29.190	
9 -	38.802	73.2	59.297	62.6	30.945	89.8	2:09.044 (1)	67.88		18:16:38.234	

Weather / Track : Cloudy / Dry

Brands Hatch GP

Circuit Length = 2.4332 miles

Start: 17:54 Flag 18:14 End: 18:17

Dunlop Mini 7 / Mini Miglia Championships supported by Mini Spares

QUALIFYING - RACE 7 - SECTOR ANALYSIS

SECTOR 1 = FL to I1, SECTOR 2 = I1 to I2, SECTOR 3 = I2 to FL, DIFF = Difference To Personal Best Lap

P43		54 Min7		Lewis FOX		Mini7				
IDEAL LAP TIME : 2:09.060		BEST LAP TIME : 2:10.172		DIFFERENCE : 1.112						
LAP	SECTOR 1	SECTOR 2	SECTOR 3	LAP TIME	MPH	DIFF	TIME OF DAY			
1 -	OUTLAP	64.1	1:03.845	62.0	31.206	89.5	2:20.514	62.34	10.342	17:57:46.859
2 -	39.154	74.8	58.700	63.7	32.318	81.1	2:10.172 (1)	67.29		17:59:57.031
3 -	40.792	65.4	1:03.965	46.0	36.352	77.9	2:21.109 (3)	62.07	10.937	18:02:18.140
4 -	41.595	65.9	1:03.831	57.8	33.265	80.4	2:18.691 (2)	63.16	8.519	18:04:36.831

P44		63 Min7		David ROBINSON		Mini 7				
IDEAL LAP TIME : 2:11.532		BEST LAP TIME : 2:11.609		DIFFERENCE : 0.077						
LAP	SECTOR 1	SECTOR 2	SECTOR 3	LAP TIME	MPH	DIFF	TIME OF DAY			
1 -	OUTLAP	62.7	1:04.643	50.9	34.155	87.7	2:26.131	59.94	14.522	17:57:35.105
2 -	42.151	72.1	1:00.064	56.2	32.254	89.4	2:14.469 (3)	65.14	2.860	17:59:49.574
3 -	41.282	70.7	1:00.287	62.3	34.211	71.6	2:15.780	64.51	4.171	18:02:05.354
4 -	44.772	67.7	1:03.764	60.5	32.628	87.1	2:21.164	62.05	9.555	18:04:26.518
5 -	42.559	69.9	1:10.646	51.4	43.607	45.3	2:36.812	55.86	25.203	18:07:03.330
6 -	56.350	55.3	1:24.116	51.4	39.126	86.3	2:59.592	48.77	47.983	18:10:02.922
7 -	41.679	71.3	1:00.152	65.7	31.543	83.4	2:13.374 (2)	65.67	1.765	18:12:16.296
8 -	46.920	61.9	1:02.390	60.8	31.563	89.3	2:20.873	62.18	9.264	18:14:37.169
9 -	40.603	71.3	1:00.141	65.9	30.865	88.0	2:11.609 (1)	66.55		18:16:48.778

P45		18 Min7		Lewis SELBY		Mini 7				
IDEAL LAP TIME : 2:11.527		BEST LAP TIME : 2:16.118		DIFFERENCE : 4.591						
LAP	SECTOR 1	SECTOR 2	SECTOR 3	LAP TIME	MPH	DIFF	TIME OF DAY			
1 -			53.9	34.217	71.5		2:16.211 (2)	64.31	0.093	17:59:52.841
2 -	40.121		1:09.546	44.3	40.056	62.4	2:29.723 (3)	58.50	13.605	18:02:22.564
3 -	42.598		59.765	66.1	33.755	72.3	2:16.118 (1)	64.35		18:04:38.682

P46		747 Min7 S		Kelvin EDGAR		Mini 7 S Class				
IDEAL LAP TIME : 2:06.592		BEST LAP TIME : 2:17.398		DIFFERENCE : 10.806						
LAP	SECTOR 1	SECTOR 2	SECTOR 3	LAP TIME	MPH	DIFF	TIME OF DAY			
1 -	OUTLAP	68.7	58.714	65.3	31.664	84.0	2:13.612	65.56		17:57:11.239
2 -	38.374	74.8	1:09.288	72.3	29.736	87.8	2:17.398 (1)	63.75		17:59:28.637

P47		723 Min7 S		James BULL		Mini 7 S Class				
IDEAL LAP TIME : 2:22.056		BEST LAP TIME : 2:22.056		DIFFERENCE : 0.000						
LAP	SECTOR 1	SECTOR 2	SECTOR 3	LAP TIME	MPH	DIFF	TIME OF DAY			
1 -	OUTLAP	64.7	1:06.372	56.2	35.123	81.6	2:30.011	58.39	7.955	17:57:52.177
2 -	45.274	63.8	1:07.595	56.8	35.384	81.1	2:28.253 (2)	59.08	6.197	18:00:20.430
3 -	43.695	59.0	1:08.788	45.8	44.570	59.0	2:37.053	55.77	14.997	18:02:57.483
4 -	52.096	59.6	1:11.617	48.7	37.386	73.1	2:41.099	54.37	19.043	18:05:38.582
5 -	46.590	60.1	1:10.921	55.0	36.555	79.0	2:34.066	56.85	12.010	18:08:12.648
6 -	46.580	60.5	1:07.570	58.2	35.802	82.5	2:29.952 (3)	58.41	7.896	18:10:42.600
7 -	42.943	65.2	1:05.152	59.1	33.961	77.6	2:22.056 (1)	61.66		18:13:04.656

Dunlop Mini 7 / Mini Miglia Championships supported by Mini Spares

QUALIFYING - RACE 7 - BEST SECTORS

SECTOR 1			SECTOR 2			SECTOR 3			IDEAL / BEST COMPARISON						
POS	NO	NAME	TIME	NO	NAME	TIME	NO	NAME	TIME	POS	NO	NAME	IDEAL	BEST	DIFF
													PERFECT LAP	1:45.195	
1	50	DEEGAN	32.685	50	DEEGAN	47.037	50	DEEGAN	25.473	1	50	DEEGAN	1:45.195	1:46.343	1.148
2	21	SMITH	33.010	1	ASTIN	47.700	83	PEACOCK	25.558	2	21	SMITH	1:46.476	1:46.829	0.353
3	1	ASTIN	33.067	21	SMITH	47.809	53	BURGE	25.609	3	1	ASTIN	1:46.547	1:46.683	0.136
4	23	DEETH	33.149	23	DEETH	47.814	4	COULSON	25.628	4	23	DEETH	1:46.688	1:46.812	0.124
5	83	PEACOCK	33.256	88	WHEELER	47.997	21	SMITH	25.657	5	88	WHEELER	1:46.962	1:46.962	0.000
6	72	HOWARD	33.282	4	COULSON	48.542	88	WHEELER	25.667	6	83	PEACOCK	1:47.381	1:47.546	0.165
7	88	WHEELER	33.298	13	HARVEY	48.566	23	DEETH	25.725	7	85	SUMMERHAYES	1:47.934	1:48.607	0.673
8	53	BURGE	33.476	83	PEACOCK	48.567	85	SUMMERHAYES	25.775	8	72	HOWARD	1:48.028	1:48.918	0.890
9	85	SUMMERHAYES	33.584	85	SUMMERHAYES	48.575	1	ASTIN	25.780	9	4	COULSON	1:48.066	1:49.478	1.412
10	77	KNIGHT	33.795	72	HOWARD	48.842	72	HOWARD	25.904	10	53	BURGE	1:48.400	1:48.400	0.000
11	4	COULSON	33.896	77	KNIGHT	48.847	6	LEMAY	25.976	11	6	LEMAY	1:48.829	1:48.829	0.000
12	6	LEMAY	33.976	6	LEMAY	48.877	13	HARVEY	26.102	12	13	HARVEY	1:49.168	1:49.421	0.253
13	20	SIMS	34.233	53	BURGE	49.315	20	SIMS	26.604	13	77	KNIGHT	1:49.446	1:49.515	0.069
14	13	HARVEY	34.500	20	SIMS	49.987	77	KNIGHT	26.804	14	20	SIMS	1:50.824	1:50.824	0.000
15	122	USHER	34.738	46	HUNTER	51.067	122	USHER	27.167	15	46	HUNTER	1:54.359	1:54.805	0.446
16	91	WARBURTON	34.949	24	DEVINY	51.665	46	HUNTER	27.587	16	122	USHER	1:54.735	1:56.007	1.272
17	8	HUMPHREYS	35.531	3	DAVIES	51.743	91	WARBURTON	27.596	17	3	DAVIES	1:55.138	1:55.239	0.101
18	3	DAVIES	35.653	10	BUDD	51.886	9	WANSTALL	27.694	18	9	WANSTALL	1:55.478	1:55.478	0.000
19	9	WANSTALL	35.673	37	HUNT	51.967	3	DAVIES	27.742	19	37	HUNT	1:55.669	1:55.669	0.000
20	46	HUNTER	35.705	9	WANSTALL	52.111	37	HUNT	27.766	20	24	DEVINY	1:55.774	1:55.774	0.000
21	2	THOMAS	35.904	84	PEARSON	52.606	8	HUMPHREYS	27.895	21	8	HUMPHREYS	1:56.134	1:56.734	0.600
22	37	HUNT	35.936	8	HUMPHREYS	52.708	24	DEVINY	27.903	22	10	BUDD	1:56.307	1:56.307	0.000
23	84	PEARSON	36.029	122	USHER	52.830	10	BUDD	28.154	23	91	WARBURTON	1:56.341	1:57.403	1.062
24	49	BILLISON	36.179	7	MCDONALD	52.875	47	BUDD	28.187	24	84	PEARSON	1:56.932	1:57.472	0.540
25	24	DEVINY	36.206	49	BILLISON	53.154	84	PEARSON	28.297	25	49	BILLISON	1:57.860	1:57.946	0.086
26	10	BUDD	36.267	11	COOPER	53.405	49	BILLISON	28.527	26	7	MCDONALD	1:58.003	1:58.316	0.313
27	7	MCDONALD	36.306	91	WARBURTON	53.796	11	COOPER	28.666	27	11	COOPER	1:59.014	1:59.495	0.481
28	19	SANDERSON	36.639	2	THOMAS	54.021	27	WINDOW	28.720	28	2	THOMAS	1:59.095	1:59.095	0.000
29	47	BUDD	36.906	47	BUDD	54.423	19	SANDERSON	28.726	29	47	BUDD	1:59.516	2:00.891	1.375
30	11	COOPER	36.943	19	SANDERSON	54.492	7	MCDONALD	28.822	30	19	SANDERSON	1:59.857	2:00.040	0.183
31	69	TRENCH	36.984	771	AFLECK	54.570	52	BURGE	29.031	31	52	BURGE	2:00.688	2:00.688	0.000
32	791	TARLTON	37.032	52	BURGE	54.585	38	HOPPER	29.127	32	27	WINDOW	2:00.982	2:00.982	0.000
33	52	BURGE	37.072	38	HOPPER	54.713	2	THOMAS	29.170	33	38	HOPPER	2:01.397	2:02.398	1.001
34	27	WINDOW	37.094	785	COLLINS	55.028	785	COLLINS	29.197	34	69	TRENCH	2:01.578	2:02.012	0.434
35	95	PROCTOR	37.177	791	TARLTON	55.042	69	TRENCH	29.218	35	785	COLLINS	2:01.715	2:01.715	0.000
36	785	COLLINS	37.490	95	PROCTOR	55.095	771	AFLECK	29.247	36	95	PROCTOR	2:01.742	2:01.824	0.082
37	38	HOPPER	37.557	27	WINDOW	55.168	95	PROCTOR	29.470	37	771	AFLECK	2:01.761	2:04.132	2.371
38	771	AFLECK	37.944	69	TRENCH	55.376	747	EDGAR	29.736	38	791	TARLTON	2:02.620	2:03.245	0.625
39	747	EDGAR	38.142	28	BURGER	56.541	28	BURGER	30.269	39	28	BURGER	2:05.131	2:06.485	1.354
40	28	BURGER	38.321	54	FOX	58.700	791	TARLTON	30.546	40	747	EDGAR	2:06.592	2:17.398	10.806
41	792	SHEA	38.802	747	EDGAR	58.714	63	ROBINSON	30.865	41	792	SHEA	2:09.044	2:09.044	0.000
42	54	FOX	39.154	792	SHEA	59.297	792	SHEA	30.945	42	54	FOX	2:09.060	2:10.172	1.112
43	18	SELBY	40.121	18	SELBY	59.765	54	FOX	31.206	43	18	SELBY	2:11.527	2:16.118	4.591
44	63	ROBINSON	40.603	63	ROBINSON	1:00.064	18	SELBY	31.641	44	63	ROBINSON	2:11.532	2:11.609	0.077
45	723	BULL	42.943	723	BULL	1:05.152	723	BULL	33.961	45	723	BULL	2:22.056	2:22.056	0.000
46										46	5	DAVIS		1:55.440	
47										47	80	SOLLIS		1:47.580	
48															

Weather / Track : Cloudy / Dry

Brands Hatch GP

Circuit Length = 2.4332 miles

Start: 17:54 Flag 18:14 End: 18:17

Results can be found at www.tsl-timing.com

Printed - 09:42 Sunday, 17 April 2016

Dunlop Mini 7 / Mini Miglia Championships supported by Mini Spares

QUALIFYING - RACE 7 - BEST SPEEDS

POS	INTERMEDIATE 1			INTERMEDIATE 2			FINISH LINE		
	NO	NAME	MPH	NO	NAME	MPH	NO	NAME	MPH
1	72	HOWARD	89.8	50	DEEGAN	85.8	83	PEACOCK	109.8
2	23	DEETH	89.0	6	LEMAY	84.9	23	DEETH	109.4
3	85	SUMMERHAYES	88.8	83	PEACOCK	82.5	85	SUMMERHAYES	109.1
4	83	PEACOCK	88.5	4	COULSON	81.9	13	HARVEY	108.2
5	77	KNIGHT	88.1	23	DEETH	81.6	53	BURGE	108.2
6	88	WHEELER	88.0	21	SMITH	81.0	88	WHEELER	107.3
7	6	LEMAY	88.0	1	ASTIN	80.1	72	HOWARD	107.0
8	50	DEEGAN	87.9	13	HARVEY	79.9	21	SMITH	106.6
9	13	HARVEY	87.8	37	HUNT	79.3	50	DEEGAN	106.6
10	122	USHER	87.3	53	BURGE	79.1	6	LEMAY	106.6
11	53	BURGE	86.9	72	HOWARD	79.1	122	USHER	106.0
12	1	ASTIN	86.8	88	WHEELER	78.5	20	SIMS	105.8
13	21	SMITH	86.5	85	SUMMERHAYES	78.3	77	KNIGHT	105.8
14	20	SIMS	86.3	3	DAVIES	78.2	4	COULSON	105.6
15	4	COULSON	86.2	77	KNIGHT	77.7	1	ASTIN	105.3
16	91	WARBURTON	85.1	84	PEARSON	76.4	91	WARBURTON	105.1
17	8	HUMPHREYS	81.8	11	COOPER	76.0	8	HUMPHREYS	100.3
18	9	WANSTALL	80.1	19	SANDERSON	75.2	9	WANSTALL	98.2
19	10	BUDD	79.5	9	WANSTALL	75.1	10	BUDD	97.8
20	2	THOMAS	79.4	24	DEVINY	75.1	49	BILLISON	97.8
21	46	HUNTER	79.4	20	SIMS	74.8	46	HUNTER	97.5
22	24	DEVINY	79.0	7	MCDONALD	74.8	3	DAVIES	96.6
23	84	PEARSON	78.6	47	BUDD	74.6	37	HUNT	96.5
24	37	HUNT	78.5	95	PROCTOR	74.3	24	DEVINY	96.4
25	49	BILLISON	78.5	771	AFLECK	74.3	84	PEARSON	96.4
26	3	DAVIES	78.3	49	BILLISON	74.2	47	BUDD	96.0
27	69	TRENCH	77.5	27	WINDOW	73.8	52	BURGE	96.0
28	11	COOPER	77.4	10	BUDD	73.5	785	COLLINS	95.7
29	19	SANDERSON	77.1	38	HOPPER	73.0	11	COOPER	95.5
30	47	BUDD	76.8	791	TARLTON	73.0	69	TRENCH	95.4
31	95	PROCTOR	76.7	122	USHER	72.4	2	THOMAS	95.4
32	785	COLLINS	76.7	46	HUNTER	72.3	27	WINDOW	95.0
33	28	BURGER	76.5	747	EDGAR	72.3	95	PROCTOR	93.4
34	52	BURGE	76.5	2	THOMAS	70.8	28	BURGER	93.3
35	27	WINDOW	76.1	52	BURGE	70.8	19	SANDERSON	93.2
36	791	TARLTON	75.4	69	TRENCH	70.6	7	MCDONALD	92.8
37	7	MCDONALD	75.3	8	HUMPHREYS	70.2	38	HOPPER	92.6
38	38	HOPPER	74.9	785	COLLINS	69.4	791	TARLTON	91.9
39	747	EDGAR	74.8	91	WARBURTON	68.5	792	SHEA	90.5
40	54	FOX	74.8	18	SELBY	66.1	771	AFLECK	90.4
41	771	AFLECK	74.3	63	ROBINSON	65.9	54	FOX	89.5
42	792	SHEA	73.2	792	SHEA	64.1	63	ROBINSON	89.4
43	63	ROBINSON	72.1	54	FOX	63.7	747	EDGAR	87.8
44	723	BULL	65.2	28	BURGER	62.6	18	SELBY	85.3
45	700	COOPER	52.9	723	BULL	59.1	723	BULL	82.5
46									
47									
48									

Weather / Track : Cloudy / Dry

Brands Hatch GP

Circuit Length = 2.4332 miles

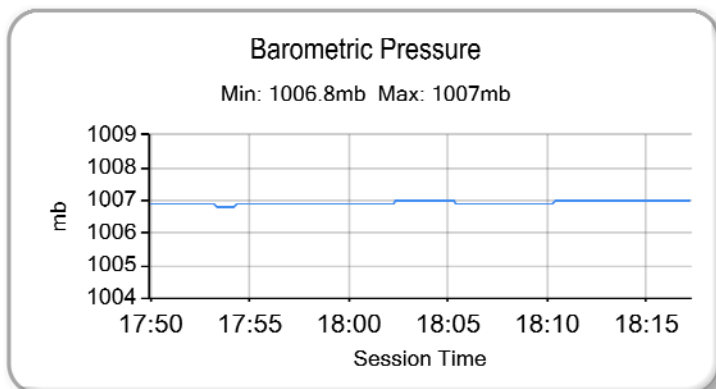
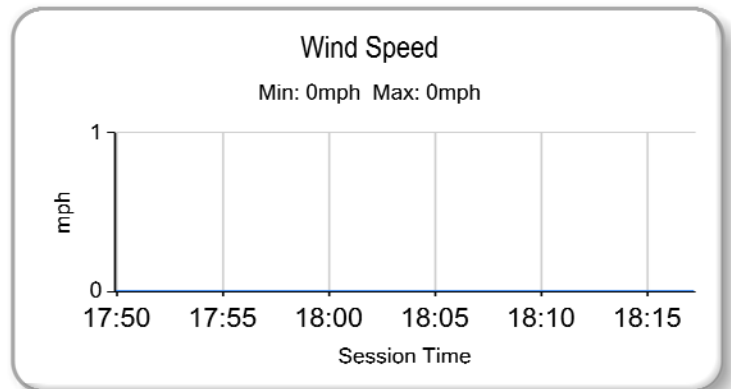
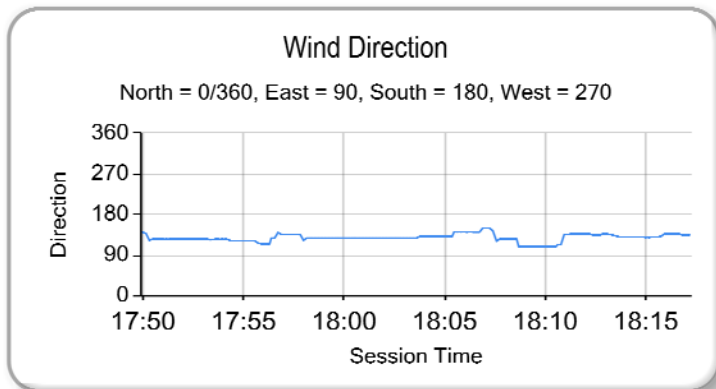
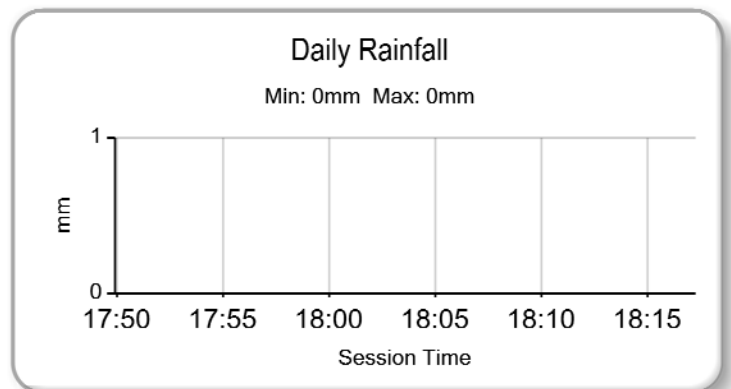
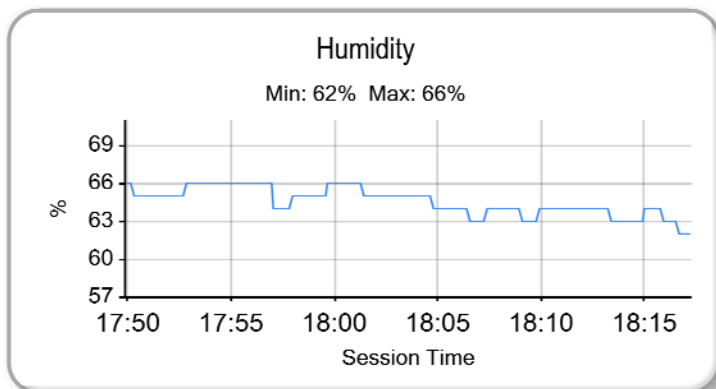
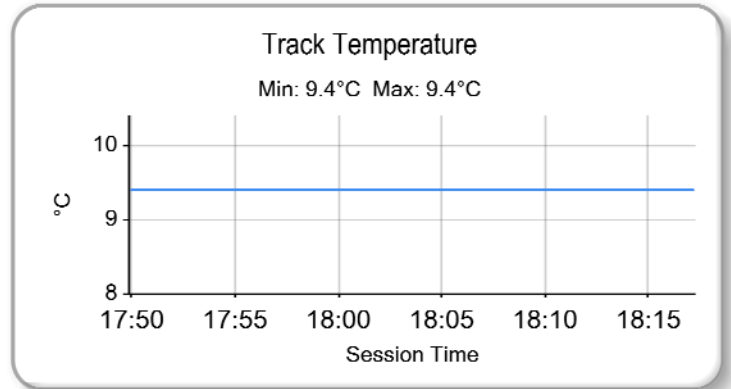
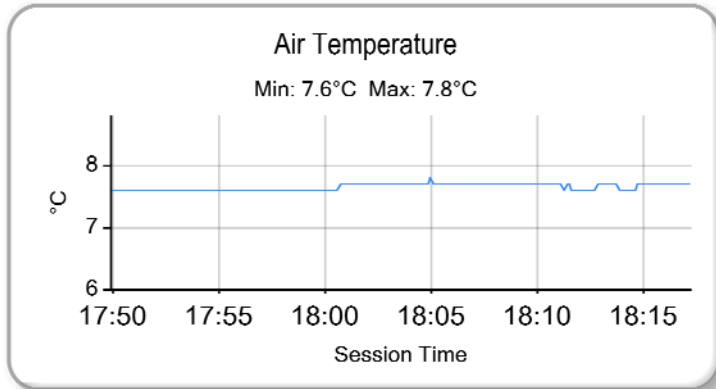
Start: 17:54 Flag 18:14 End: 18:17

Results can be found at www.tsl-timing.com

Printed - 09:42 Sunday, 17 April 2016

Dunlop Mini 7 / Mini Miglia Championships supported by Mini Spares

QUALIFYING - RACE 7 - WEATHER CONDITIONS



Weather / Track : Cloudy / Dry


Results can be found at www.tsl-timing.com

Brands Hatch GP
Circuit Length = 2.4332 miles
Start: 17:54 Flag 18:14 End: 18:17

Printed - 18:48 Saturday, 16 April 2016

Dunlop Mini 7 / Mini Miglia Championships supported by Mini Spares

RACE 7 - GRID (20 minutes) - AMENDED 2

ROW 25	49	723 James BULL				
ROW 24		47	18 Lewis SELBY		48	747 Kelvin EDGAR
ROW 23	45	54 Lewis FOX		46	63 David ROBINSON	
ROW 22		43	28 Dom BURGER		44	792 Kevin O SHEA
ROW 21	41	791 Shaun TARTLTON		42	771 Julian AFLECK	
ROW 20		39	69 Steve TRENCH		40	38 Steven HOPPER
ROW 19	37	785 Josh COLLINS		38	95 Julian PROCTOR	
ROW 18		35	47 Dan BUDD		36	27 Leon Oli WINDOW
ROW 17	33	19 Tom SANDERSON		34	52 Nathan BURGE	
ROW 16		31	2 Darren THOMAS		32	11 Tina COOPER
ROW 15	29	49 Ross BILLISON		30	7 Kieren MCDONALD	
ROW 14		27	10 Charlie BUDD		28	84 Robert PEARSON
ROW 13	25	37 Gareth HUNT		26	24 Andrew DEVINY	
ROW 12		23	5 Graeme DAVIS		24	9 Spencer WANSTALL
ROW 11	21	46 Max HUNTER		22	3 Ashley DAVIES	
ROW 10						
ROW 9	17	91 Gary WARBURTON				
ROW 8		15	20 Mark SIMS		16	8 Bob HUMPHREYS
ROW 7	13	4 James COULSON		14	77 Tristen KNIGHT	
ROW 6		11	72 Robert HOWARD		12	13 Phil HARVEY
ROW 5	9	85 Sam SUMMERHAYES		10	6 Tony LEMAY	
ROW 4		7	80 Bill SOLLIS		8	53 Niven BURGE
ROW 3	5	88 Dan WHEELER		6	83 Colin PEACOCK	
ROW 2		3	23 Rupert DEETH		4	21 Aaron SMITH
ROW 1	1	50 Shayne DEEGAN		2	1 Kane ASTIN	
		Pole				
						

Reserves 122

Brands Hatch GP
Circuit Length = 2.4332 miles

These results are provisional until the conclusion of any judicial and technical matters.

Clerk Of Course :

Timekeeper :

Dunlop Mini 7 / Mini Miglia Championships supported by Mini Spares

RACE 13 - GRID (20 minutes)

ROW 25	49	747 Kelvin EDGAR	
ROW 24		47 54 Lewis FOX	48 723 James BULL
ROW 23	45	63 David ROBINSON	46 18 Lewis SELBY
ROW 22		43 28 Dom BURGER	44 792 Kevin O SHEA
ROW 21	41	785 Josh COLLINS	42 771 Julian AFLECK
ROW 20		39 38 Steven HOPPER	40 95 Julian PROCTOR
ROW 19	37	52 Nathan BURGE	38 791 Shaun TARLTON
ROW 18		35 19 Tom SANDERSON	36 27 Leon Oli WINDOW
ROW 17	33	2 Darren THOMAS	34 69 Steve TRENCH
ROW 16		31 11 Tina COOPER	32 47 Dan BUDD
ROW 15	29	7 Kieren MCDONALD	30 84 Robert PEARSON
ROW 14		27 24 Andrew DEVINY	28 49 Ross BILLISON
ROW 13	25	9 Spencer WANSTALL	26 10 Charlie BUDD
ROW 12		23 5 Graeme DAVIS	24 37 Gareth HUNT
ROW 11	21	46 Max HUNTER	22 3 Ashley DAVIES
ROW 10			
ROW 9	17	700 Justin COOPER	
ROW 8		15 6 Tony LEMAY	16 8 Bob HUMPHREYS
ROW 7	13	13 Phil HARVEY	14 20 Mark SIMS
ROW 6		11 4 James COULSON	12 77 Tristen KNIGHT
ROW 5	9	85 Sam SUMMERHAYES	10 53 Niven BURGE
ROW 4		7 88 Dan WHEELER	8 72 Robert HOWARD
ROW 3	5	23 Rupert DEETH	6 83 Colin PEACOCK
ROW 2		3 1 Kane ASTIN	4 80 Bill SOLLIS
ROW 1	1	50 Shayne DEEGAN	2 21 Aaron SMITH
		Pole	

Reserves 91 and 122

Brands Hatch GP
Circuit Length = 2.4332 miles

These results are provisional until the conclusion of any judicial and technical matters.

Clerk Of Course :	Timekeeper :
-------------------	--------------

Dunlop Mini 7 / Mini Miglia Championships supported by Mini Spares

RACE 7 - CLASSIFICATION

POS	NO	CL	PIC NAME	ENTRY	LAPS	TIME	GAP	DIFF	MPH	BEST	ON
1	50	MIG	1 Shayne DEEGAN	Mini Miglia	10	17:40.103			82.63	1:44.463	4
2	1	MIG	2 Kane ASTIN	Mini Miglia	10	17:49.512	9.409	9.409	81.90	1:45.067	2
3	23	MIG	3 Rupert DEETH	Mini Miglia	10	17:51.916	11.813	2.404	81.72	1:45.570	3
4	21	MIG	4 Aaron SMITH	Mini Miglia	10	17:53.212	13.109	1.296	81.62	1:45.611	2
5	80	MIG	5 Bill SOLLIS	Mini Miglia	10	18:04.472	24.369	11.260	80.77	1:45.945	2
6	83	MIG	6 Colin PEACOCK	Mini Miglia	10	18:10.894	30.791	6.422	80.29	1:46.876	4
7	88	MIG	7 Dan WHEELER	Mini Miglia	10	18:10.922	30.819	0.028	80.29	1:45.962	2
8	72	MIG	8 Robert HOWARD	Mini Miglia	10	18:11.529	31.426	0.607	80.25	1:46.852	2
9	4	MIG	9 James COULSON	Mini Miglia	10	18:11.540	31.437	0.011	80.25	1:47.404	4
10	6	MIG	10 Tony LEMAY	Mini Miglia	10	18:12.442	32.339	0.902	80.18	1:46.844	4
11	13	MIG	11 Phil HARVEY	Mini Miglia	10	18:12.563	32.460	0.121	80.17	1:46.540	3
12	77	MIG	12 Tristen KNIGHT	Mini Miglia	10	18:12.988	32.885	0.425	80.14	1:46.685	10
13	20	MIG	13 Mark SIMS	Mini Miglia	10	18:14.078	33.975	1.090	80.06	1:47.173	4
14	85	MIG	14 Sam SUMMERHAYES	Mini Miglia	10	18:14.414	34.311	0.336	80.04	1:47.016	2
15	3	Min7	1 Ashley DAVIES	Mini 7	10	19:24.803	1:44.700	1:10.389	75.20	1:54.088	9
16	46	Min7	2 Max HUNTER	Mini 7	10	19:25.914	1:45.811	1.111	75.13	1:53.194	4
17	8	MIG	15 Bob HUMPHREYS	Mini Miglia	10	19:26.598	1:46.495	0.684	75.08	1:53.984	9
18	9	Min7	3 Spencer WANSTALL	Mini 7	9	17:48.783	1 Lap	1 Lap	73.76	1:55.132	2
19	5	Min7	4 Graeme DAVIS	Mini 7	9	17:49.415	1 Lap	0.632	73.72	1:55.517	9
20	37	Min7	5 Gareth HUNT	Mini 7	9	17:50.404	1 Lap	0.989	73.65	1:55.266	5
21	84	Min7	6 Robert PEARSON	Mini 7	9	17:50.864	1 Lap	0.460	73.62	1:55.163	6
22	52	Min7	7 Nathan BURGE	Mini 7	9	17:51.097	1 Lap	0.233	73.60	1:55.683	9
23	24	Min7	8 Andrew DEVINY	Mini 7	9	17:54.058	1 Lap	2.961	73.40	1:55.163	2
24	7	Min7	9 Kieren MCDONALD	Mini 7	9	17:58.410	1 Lap	4.352	73.10	1:56.431	8
25	10	Min7	10 Charlie BUDD	Mini 7	9	18:06.565	1 Lap	8.155	72.55	1:56.059	4
26	47	Min7	11 Dan BUDD	Mini 7	9	18:11.267	1 Lap	4.702	72.24	1:56.172	2
27	791	Min7 S	1 Shaun TARLTON	Mini 7 S Class	9	18:26.212	1 Lap	14.945	71.26	1:58.570	5
28	11	Min7	12 Tina COOPER	Mini 7	9	18:28.821	1 Lap	2.609	71.10	1:59.952	3
29	27	Min7	13 Leon Oli WINDOW	Mini 7	9	18:33.779	1 Lap	4.958	70.78	1:59.067	3
30	95*	Min7	14 Julian PROCTOR	Mini 7	9	18:37.703	1 Lap	3.924	70.53	2:00.073	8
31	38	Min7	15 Steven HOPPER	Mini 7	9	18:53.431	1 Lap	15.728	69.55	2:00.416	5
32	771	Min7 S	2 Julian AFLECK	Mini 7 S Class	9	19:05.513	1 Lap	12.082	68.82	2:03.155	7
33	28	Min7	16 Dom BURGER	Mini 7	9	19:07.509	1 Lap	1.996	68.70	2:01.683	9
34	792	Min7 S	3 Kevin O SHEA	Mini 7 S Class	9	19:24.105	1 Lap	16.596	67.72	2:05.230	6

NOT CLASSIFIED

DNF	53	MIG	Niven BURGE	Mini Miglia	8	14:43.641	2 Laps	1 Lap	79.30	1:46.986	4
DNF	122	INV	Dave USHER	Mini Miglia	8	15:25.157	2 Laps	41.516	75.74	1:52.701	8
DNF	69	Min7	Steve TRENCH	Mini 7	8	16:26.764	2 Laps	1:01.607	71.01	1:58.124	4
DNF	19	Min7	Tom SANDERSON	Mini 7	5	10:13.324	5 Laps	3 Laps	71.41	1:56.078	2
DNF	785	Min7 S	Josh COLLINS	Mini 7 S Class	5	10:31.582	5 Laps	18.258	69.34	2:00.312	2
DNF	747	Min7 S	Kelvin EDGAR	Mini 7 S Class	3	6:41.584	7 Laps	2 Laps	65.43	2:03.330	3
DNF	2	Min7	Darren THOMAS	Mini 7	1	2:21.740	9 Laps	2 Laps	61.80	2:21.740	1
DNF	54	Min7	Lewis FOX	Mini 7	1	2:30.364	9 Laps	8.624	58.25	2:30.364	1
DNF	63	Min7	David ROBINSON	Mini 7	1	2:37.230	9 Laps	6.866	55.71	2:37.230	1
DNF	723	Min7 S	James BULL	Mini 7 S Class	1	2:38.885	9 Laps	1.655	55.13	2:38.885	1
DNF	91	MIG	Gary WARBURTON	Mini Miglia	0						

FASTEST LAP

50	MIG	Shayne DEEGAN	Mini Miglia	4	1:44.463	83.85 mph	134.95 kph
122	INV	Dave USHER	Mini Miglia	8	1:52.701	77.72 mph	125.08 kph
46	Min7	Max HUNTER	Mini 7	4	1:53.194	77.38 mph	124.54 kph
791	Min7 S	Shaun TARLTON	Mini 7 S Class	5	1:58.570	73.87 mph	118.89 kph

Car 95 - Transponder not working

Weather / Track : Bright / Dry

These results are provisional until the conclusion of any judicial and technical matters.

Brands Hatch GP

Circuit Length = 2.4332 miles

Start: 12:21 Flag 12:39 End: 12:41

Clerk Of Course :	Timekeeper :
-------------------	--------------

Dunlop Mini 7 / Mini Miglia Championships supported by Mini Spares

RACE 7 - SECTOR ANALYSIS

SECTOR 1 = FL to I1, SECTOR 2 = I1 to I2, SECTOR 3 = I2 to FL, DIFF = Difference To Personal Best Lap

P1 50 MIG Shayne DEEGAN											
IDEAL LAP TIME : 1:44.356		BEST LAP TIME : 1:44.463		DIFFERENCE : 0.107							
LAP	SECTOR 1	SECTOR 2	SECTOR 3	LAP TIME	MPH	DIFF	TIME OF DAY				
1 -		87.4	47.126	83.7	25.666	104.8	1:53.010	77.51	8.547	12:23:14.787	
2 -	32.478	87.8	46.584	83.9	25.492	105.0	1:44.554 (3)	83.78	0.091	12:24:59.341	
3 -	32.522	87.8	46.582	84.5	25.398	105.1	1:44.502 (2)	83.82	0.039	12:26:43.843	
4 -	32.419	88.0	46.613	87.1	25.431	105.0	1:44.463 (1)	83.85		12:28:28.306	
5 -	32.540	88.4	46.539	86.3	26.233	103.4	1:45.312	83.17	0.849	12:30:13.618	
6 -	32.730	89.1	46.852	84.4	25.458	105.8	1:45.040	83.39	0.577	12:31:58.658	
7 -	32.711	89.7	47.489	80.7	25.880	104.6	1:46.080	82.57	1.617	12:33:44.738	
8 -	32.727	89.3	46.797	84.7	25.608	104.5	1:45.132	83.32	0.669	12:35:29.870	
9 -	32.608	89.7	47.222	83.9	26.234	104.0	1:46.064	82.59	1.601	12:37:15.934	
10 -	33.099	88.3	47.081	83.6	25.766	103.8	1:45.946	82.68	1.483	12:39:01.880	

P2 1 MIG Kane ASTIN											
IDEAL LAP TIME : 1:44.949		BEST LAP TIME : 1:45.067		DIFFERENCE : 0.118							
LAP	SECTOR 1	SECTOR 2	SECTOR 3	LAP TIME	MPH	DIFF	TIME OF DAY				
1 -		86.7	47.600	81.7	25.467	106.1	1:53.493	77.18	8.426	12:23:15.270	
2 -	32.861	87.0	46.725	83.8	25.481	105.1	1:45.067 (1)	83.37		12:25:00.337	
3 -	32.993	87.3	46.866	82.0	25.543	103.0	1:45.402 (2)	83.10	0.335	12:26:45.739	
4 -	32.832	87.6	47.172	84.6	25.630	103.5	1:45.634 (3)	82.92	0.567	12:28:31.373	
5 -	32.975	87.3	47.619	85.1	25.715	104.0	1:46.309	82.39	1.242	12:30:17.682	
6 -	32.769	87.7	47.984	86.8	25.949	103.5	1:46.702	82.09	1.635	12:32:04.384	
7 -	33.324	87.4	48.356	80.7	25.791	104.5	1:47.471	81.50	2.404	12:33:51.855	
8 -	32.929	88.3	48.076	84.2	25.685	103.7	1:46.690	82.10	1.623	12:35:38.545	
9 -	32.757	88.3	47.626	84.2	25.815	104.8	1:46.198	82.48	1.131	12:37:24.743	
10 -	32.851	88.1	47.714	81.1	25.981	105.6	1:46.546	82.21	1.479	12:39:11.289	

P3 23 MIG Rupert DEETH											
IDEAL LAP TIME : 1:45.266		BEST LAP TIME : 1:45.570		DIFFERENCE : 0.304							
LAP	SECTOR 1	SECTOR 2	SECTOR 3	LAP TIME	MPH	DIFF	TIME OF DAY				
1 -		85.0	48.087	79.1	26.207	109.1	1:54.894	76.24	9.324	12:23:16.671	
2 -	33.252	89.1	47.191	82.8	25.490	107.5	1:45.933 (2)	82.69	0.363	12:25:02.604	
3 -	33.211	88.8	46.808	84.0	25.551	107.0	1:45.570 (1)	82.97		12:26:48.174	
4 -	33.135	88.5	47.155	82.3	25.685	106.6	1:45.975	82.65	0.405	12:28:34.149	
5 -	33.039	87.9	47.315	80.2	25.812	107.2	1:46.166	82.51	0.596	12:30:20.315	
6 -	33.049	88.3	48.437	80.2	26.065	107.0	1:47.551	81.44	1.981	12:32:07.866	
7 -	32.968	88.6	47.403	80.7	25.888	107.0	1:46.259	82.43	0.689	12:33:54.125	
8 -	33.030	89.5	48.080	80.2	25.914	106.5	1:47.024	81.84	1.454	12:35:41.149	
9 -	33.056	89.5	47.602	85.2	25.917	107.3	1:46.575	82.19	1.005	12:37:27.724	
10 -	33.019	88.3	47.308	79.5	25.642	107.8	1:45.969 (3)	82.66	0.399	12:39:13.693	

P4 21 MIG Aaron SMITH											
IDEAL LAP TIME : 1:45.611		BEST LAP TIME : 1:45.611		DIFFERENCE : 0.000							
LAP	SECTOR 1	SECTOR 2	SECTOR 3	LAP TIME	MPH	DIFF	TIME OF DAY				
1 -		86.7	47.975	83.9	26.104	104.2	1:54.855	76.26	9.244	12:23:16.632	
2 -	32.961	86.3	47.049	82.7	25.601	104.0	1:45.611 (1)	82.94		12:25:02.243	
3 -	33.247	86.8	47.316	79.6	25.713	106.6	1:46.276	82.42	0.665	12:26:48.519	
4 -	32.968	87.7	47.129	78.0	25.881	105.6	1:45.978 (2)	82.65	0.367	12:28:34.497	
5 -	33.068	87.0	47.443	80.9	25.658	106.3	1:46.169 (3)	82.50	0.558	12:30:20.666	
6 -	33.232	87.7	48.049	78.4	26.135	106.5	1:47.416	81.55	1.805	12:32:08.082	
7 -	33.162	88.5	47.237	83.1	25.849	105.3	1:46.248	82.44	0.637	12:33:54.330	
8 -	33.163	88.7	47.888	78.3	26.070	106.3	1:47.121	81.77	1.510	12:35:41.451	
9 -	33.091	88.7	47.482	82.0	25.910	107.3	1:46.483	82.26	0.872	12:37:27.934	
10 -	33.405	88.0	47.364	83.6	26.286	103.7	1:47.055	81.82	1.444	12:39:14.989	

P5 80 MIG Bill SOLLIS											
IDEAL LAP TIME : 1:45.945		BEST LAP TIME : 1:45.945		DIFFERENCE : 0.000							
LAP	SECTOR 1	SECTOR 2	SECTOR 3	LAP TIME	MPH	DIFF	TIME OF DAY				

Weather / Track : Bright / Dry

Brands Hatch GP
Circuit Length = 2.4332 miles
Start: 12:21 Flag 12:39 End: 12:41

Dunlop Mini 7 / Mini Miglia Championships supported by Mini Spares

RACE 7 - SECTOR ANALYSIS

SECTOR 1 = FL to I1, SECTOR 2 = I1 to I2, SECTOR 3 = I2 to FL, DIFF = Difference To Personal Best Lap

1 -		87.6	48.857	78.3	25.428	110.5	1:56.353	75.28	10.408	12:23:18.130
2 -	33.136	89.8	47.430	85.2	25.379	106.8	1:45.945 (1)	82.68		12:25:04.075
3 -	33.703	88.7	47.601	77.1	25.603	108.5	1:46.907 (3)	81.93	0.962	12:26:50.982
4 -	33.817	88.8	47.820	78.5	25.882	105.3	1:47.519	81.47	1.574	12:28:38.501
5 -	33.702	87.9	49.121	76.7	25.878	105.5	1:48.701	80.58	2.756	12:30:27.202
6 -	33.558	87.4	48.201	81.3	26.140	104.6	1:47.899	81.18	1.954	12:32:15.101
7 -	33.462	87.8	48.892	83.9	26.004	104.0	1:48.358	80.84	2.413	12:34:03.459
8 -	33.576	87.2	48.600	83.9	26.279	104.0	1:48.455	80.76	2.510	12:35:51.914
9 -	33.286	88.5	48.462	83.5	25.806	104.5	1:47.554	81.44	1.609	12:37:39.468
10 -	33.235	88.6	47.549	79.6	25.997	105.0	1:46.781 (2)	82.03	0.836	12:39:26.249

P6 83 MIG Colin PEACOCK			Mini Miglia							
IDEAL LAP TIME : 1:46.325		BEST LAP TIME : 1:46.876		DIFFERENCE : 0.551						
LAP	SECTOR 1	SECTOR 2	SECTOR 3	LAP TIME	MPH	DIFF	TIME OF DAY			
1 -	86.7	48.896	80.1	25.426	110.9	1:56.132	75.42	9.256	12:23:17.909	
2 -	33.243	89.3	48.698	80.9	25.485	110.9	1:47.426 (3)	81.54	0.550	12:25:05.335
3 -	34.213	89.1	48.049	80.8	25.706	107.3	1:47.968	81.13	1.092	12:26:53.303
4 -	33.436	89.2	47.656	81.5	25.784	106.6	1:46.876 (1)	81.96		12:28:40.179
5 -	33.519	87.8	48.195	76.6	25.689	108.5	1:47.403 (2)	81.56	0.527	12:30:27.582
6 -	33.899	85.3	49.240	78.0	26.142	109.1	1:49.281	80.15	2.405	12:32:16.863
7 -	33.707	86.5	49.088	79.1	25.710	107.3	1:48.505	80.73	1.629	12:34:05.368
8 -	33.703	88.1	49.104	79.3	26.423	106.1	1:49.230	80.19	2.354	12:35:54.598
9 -	33.578	88.3	50.232	76.0	26.069	107.7	1:49.879	79.72	3.003	12:37:44.477
10 -	33.710	87.7	48.561	78.8	25.923	103.5	1:48.194	80.96	1.318	12:39:32.671

P7 88 MIG Dan WHEELER			Mini Miglia							
IDEAL LAP TIME : 1:45.962		BEST LAP TIME : 1:45.962		DIFFERENCE : 0.000						
LAP	SECTOR 1	SECTOR 2	SECTOR 3	LAP TIME	MPH	DIFF	TIME OF DAY			
1 -	86.0	48.872	80.4	25.556	108.4	1:55.974	75.53	10.012	12:23:17.751	
2 -	32.889	88.4	47.526	80.3	25.547	106.5	1:45.962 (1)	82.66		12:25:03.713
3 -	33.505	88.0	48.010	77.5	25.695	106.5	1:47.210 (2)	81.70	1.248	12:26:50.923
4 -	33.129	87.6	48.393	78.3	25.890	104.6	1:47.412 (3)	81.55	1.450	12:28:38.335
5 -	33.740	87.1	48.934	78.2	26.079	105.0	1:48.753	80.54	2.791	12:30:27.088
6 -	34.238	86.7	49.148	77.8	26.259	105.5	1:49.645	79.89	3.683	12:32:16.733
7 -	33.690	87.2	48.891	77.6	25.947	106.0	1:48.528	80.71	2.566	12:34:05.261
8 -	33.602	87.1	49.087	78.5	26.485	105.1	1:49.174	80.23	3.212	12:35:54.435
9 -	33.535	87.0	49.929	78.0	26.361	103.5	1:49.825	79.76	3.863	12:37:44.260
10 -	33.592	87.2	48.649	76.5	26.198	103.5	1:48.439	80.78	2.477	12:39:32.699

P8 72 MIG Robert HOWARD			Mini Miglia							
IDEAL LAP TIME : 1:46.516		BEST LAP TIME : 1:46.852		DIFFERENCE : 0.336						
LAP	SECTOR 1	SECTOR 2	SECTOR 3	LAP TIME	MPH	DIFF	TIME OF DAY			
1 -	86.7	49.152	77.3	25.547	109.2	1:57.359	74.64	10.507	12:23:19.136	
2 -	33.358	89.9	47.982	80.1	25.512	110.3	1:46.852 (1)	81.98		12:25:05.988
3 -	34.325	89.9	48.495	80.0	25.765	108.2	1:48.585	80.67	1.733	12:26:54.573
4 -	33.100	88.8	48.308	80.0	25.763	107.0	1:47.171 (2)	81.73	0.319	12:28:41.744
5 -	33.170	89.8	50.039	82.8	26.127	105.8	1:49.336	80.11	2.484	12:30:31.080
6 -	33.342	89.5	48.440	77.0	26.413	108.2	1:48.195	80.96	1.343	12:32:19.275
7 -	33.022	88.7	49.054	79.5	25.658	107.7	1:47.734 (3)	81.30	0.882	12:34:07.009
8 -	33.658	89.7	48.100	76.7	26.035	108.9	1:47.793	81.26	0.941	12:35:54.802
9 -	33.955	90.0	49.362	75.8	26.208	105.1	1:49.525	79.98	2.673	12:37:44.327
10 -	34.171	88.6	48.844	79.8	25.964	108.2	1:48.979	80.38	2.127	12:39:33.306

P9 4 MIG James COULSON			Mini Miglia							
IDEAL LAP TIME : 1:46.230		BEST LAP TIME : 1:47.404		DIFFERENCE : 1.174						
LAP	SECTOR 1	SECTOR 2	SECTOR 3	LAP TIME	MPH	DIFF	TIME OF DAY			
1 -	87.2	49.786	76.1	25.787	108.5	1:58.809	73.72	11.405	12:23:20.586	
2 -	33.575	87.2	47.993	77.2	26.007	108.5	1:47.575 (2)	81.43	0.171	12:25:08.161
3 -	34.801	87.2	47.656	81.9	25.408	108.4	1:47.865	81.21	0.461	12:26:56.026
4 -	33.547	88.4	47.954	79.7	25.903	107.7	1:47.404 (1)	81.55		12:28:43.430

Weather / Track : Bright / Dry

Brands Hatch GP

Circuit Length = 2.4332 miles

Start: 12:21 Flag 12:39 End: 12:41

Dunlop Mini 7 / Mini Miglia Championships supported by Mini Spares

RACE 7 - SECTOR ANALYSIS

SECTOR 1 = FL to I1, SECTOR 2 = I1 to I2, SECTOR 3 = I2 to FL, DIFF = Difference To Personal Best Lap

5 -	33.237	88.3	48.827	82.4	26.190	106.5	1:48.254	80.91	0.850	12:30:31.684
6 -	33.166	88.7	48.338	73.3	26.097	108.5	1:47.601 (3)	81.41	0.197	12:32:19.285
7 -	33.358	87.8	49.142	81.3	25.755	106.3	1:48.255	80.91	0.851	12:34:07.540
8 -	33.435	88.6	48.230	75.6	26.571	105.8	1:48.236	80.93	0.832	12:35:55.776
9 -	33.205	89.3	49.656	74.8	26.281	107.2	1:49.142	80.26	1.738	12:37:44.918
10 -	33.847	88.3	48.729	77.2	25.823	108.2	1:48.399	80.81	0.995	12:39:33.317

P10 6 MIG Tony LEMAY			Mini Miglia							
IDEAL LAP TIME : 1:46.712			BEST LAP TIME : 1:46.844			DIFFERENCE : 0.132				

LAP	SECTOR 1	SECTOR 2	SECTOR 3	LAP TIME	MPH	DIFF	TIME OF DAY			
1 -	87.9	48.804	80.7	25.493	109.4	1:56.735	75.03	9.891	12:23:18.512	
2 -	33.484	88.7	48.029	82.3	25.573	110.5	1:47.086 (2)	81.80	0.242	12:25:05.598
3 -	34.340	90.0	48.436	83.2	25.438	108.4	1:48.214	80.94	1.370	12:26:53.812
4 -	33.616	89.4	47.903	86.2	25.325	109.1	1:46.844 (1)	81.98		12:28:40.656
5 -	33.713	88.7	49.093	83.8	26.000	105.1	1:48.806	80.50	1.962	12:30:29.462
6 -	33.982	87.0	48.284	83.1	25.963	106.5	1:48.229	80.93	1.385	12:32:17.691
7 -	34.140	82.3	49.306	81.1	25.818	105.1	1:49.264	80.17	2.420	12:34:06.955
8 -	34.472	88.6	48.390	81.4	26.383	106.5	1:49.245	80.18	2.401	12:35:56.200
9 -	33.706	88.8	49.050	76.4	27.085	105.8	1:49.841	79.75	2.997	12:37:46.041
10 -	33.583	87.2	48.896	85.1	25.699	107.8	1:48.178 (3)	80.97	1.334	12:39:34.219

P11 13 MIG Phil HARVEY			Mini Miglia							
IDEAL LAP TIME : 1:46.303			BEST LAP TIME : 1:46.540			DIFFERENCE : 0.237				

LAP	SECTOR 1	SECTOR 2	SECTOR 3	LAP TIME	MPH	DIFF	TIME OF DAY			
1 -	86.2	49.349	81.2	26.064	109.4	2:00.048	72.96	13.508	12:23:21.825	
2 -	33.738	87.2	48.317	83.4	26.172	107.5	1:48.227	80.93	1.687	12:25:10.052
3 -	33.615	89.2	47.659	85.3	25.266	111.2	1:46.540 (1)	82.22		12:26:56.592
4 -	33.378	89.3	48.181	82.2	25.390	108.9	1:46.949 (2)	81.90	0.409	12:28:43.541
5 -	33.963	90.1	49.178	76.0	25.749	109.6	1:48.890	80.44	2.350	12:30:32.431
6 -	33.764	89.4	48.202	75.7	25.667	111.6	1:47.633 (3)	81.38	1.093	12:32:20.064
7 -	33.955	87.1	48.907	72.3	26.491	106.8	1:49.353	80.10	2.813	12:34:09.417
8 -	34.155	88.6	48.366	77.6	25.622	107.8	1:48.143	81.00	1.603	12:35:57.560
9 -	34.924	84.4	47.814	81.1	26.393	107.8	1:49.131	80.26	2.591	12:37:46.691
10 -	33.642	89.9	48.576	82.6	25.431	108.2	1:47.649	81.37	1.109	12:39:34.340

P12 77 MIG Tristen KNIGHT			Mini Miglia							
IDEAL LAP TIME : 1:46.654			BEST LAP TIME : 1:46.685			DIFFERENCE : 0.031				

LAP	SECTOR 1	SECTOR 2	SECTOR 3	LAP TIME	MPH	DIFF	TIME OF DAY			
1 -	79.7	49.956	75.0	26.134	106.3	1:59.571	73.26	12.886	12:23:21.348	
2 -	33.567	88.3	48.656	78.3	26.682	106.1	1:48.905	80.43	2.220	12:25:10.253
3 -	34.345	88.7	47.983	79.8	25.783	104.5	1:48.111	81.02	1.426	12:26:58.364
4 -	33.405	88.0	47.952	83.9	25.682	105.1	1:47.039 (2)	81.83	0.354	12:28:45.403
5 -	33.339	88.0	48.704	79.7	25.685	106.5	1:47.728	81.31	1.043	12:30:33.131
6 -	33.194	88.4	48.505	78.9	26.014	106.0	1:47.713 (3)	81.32	1.028	12:32:20.844
7 -	33.454	89.8	48.844	72.5	27.065	104.5	1:49.363	80.09	2.678	12:34:10.207
8 -	33.530	86.9	48.382	76.1	26.181	105.1	1:48.093	81.03	1.408	12:35:58.300
9 -	33.709	86.1	48.715	75.9	27.356	104.2	1:49.780	79.79	3.095	12:37:48.080
10 -	33.225	87.9	47.831	80.2	25.629	107.0	1:46.685 (1)	82.10		12:39:34.765

P13 20 MIG Mark SIMS			Mini Miglia							
IDEAL LAP TIME : 1:47.031			BEST LAP TIME : 1:47.173			DIFFERENCE : 0.142				

LAP	SECTOR 1	SECTOR 2	SECTOR 3	LAP TIME	MPH	DIFF	TIME OF DAY			
1 -	87.7	49.552	76.6	26.002	107.3	1:58.628	73.84	11.455	12:23:20.405	
2 -	33.593	87.4	48.012	77.5	26.046	108.0	1:47.651 (2)	81.37	0.478	12:25:08.056
3 -	33.634	88.1	48.201	81.5	26.015	107.2	1:47.850	81.22	0.677	12:26:55.906
4 -	33.443	89.1	48.006	78.8	25.724	107.5	1:47.173 (1)	81.73		12:28:43.079
5 -	33.410	89.0	49.663	76.7	26.000	108.5	1:49.073	80.31	1.900	12:30:32.152
6 -	33.609	89.0	48.018	72.6	26.118	109.6	1:47.745	81.30	0.572	12:32:19.897
7 -	33.709	87.7	48.855	70.7	27.056	104.6	1:49.620	79.91	2.447	12:34:09.517
8 -	33.922	87.7	49.119	75.9	26.121	106.0	1:49.162	80.24	1.989	12:35:58.679

Weather / Track : Bright / Dry

Brands Hatch GP

Circuit Length = 2.4332 miles

Start: 12:21 Flag 12:39 End: 12:41

Dunlop Mini 7 / Mini Miglia Championships supported by Mini Spares

RACE 7 - SECTOR ANALYSIS

SECTOR 1 = FL to I1, SECTOR 2 = I1 to I2, SECTOR 3 = I2 to FL, DIFF = Difference To Personal Best Lap

9 -	34.379	87.7	48.373	79.6	26.735	105.1	1:49.487	80.00	2.314	12:37:48.166
10 -	33.751	88.5	47.897	81.5	26.041	106.0	1:47.689 (3)	81.34	0.516	12:39:35.855

P14 85 MIG Sam SUMMERHAYES		Mini Miglia								
IDEAL LAP TIME : 1:46.774		BEST LAP TIME : 1:47.016			DIFFERENCE : 0.242					
LAP	SECTOR 1	SECTOR 2	SECTOR 3	LAP TIME	MPH	DIFF	TIME OF DAY			
1 -		89.0	49.648	76.4	25.580	108.5	1:57.702	74.42	10.686	12:23:19.479
2 -	33.506	88.7	47.934	81.6	25.576	107.8	1:47.016 (1)	81.85		12:25:06.495
3 -	34.757	82.4	48.173	81.6	25.584	107.7	1:48.514	80.72	1.498	12:26:55.009
4 -	33.728	87.3	47.965	78.9	25.713	107.0	1:47.406 (2)	81.55	0.390	12:28:42.415
5 -	33.264	88.4	49.760	77.5	26.455	107.7	1:49.479	80.01	2.463	12:30:31.894
6 -	33.428	88.5	48.141	74.3	26.103	108.5	1:47.672	81.35	0.656	12:32:19.566
7 -	33.691	87.9	48.870	75.8	25.846	106.3	1:48.407	80.80	1.391	12:34:07.973
8 -	33.670	88.0	48.419	76.2	26.312	103.8	1:48.401	80.80	1.385	12:35:56.374
9 -	33.984	88.7	48.954	72.0	29.380	106.0	1:52.318	77.99	5.302	12:37:48.692
10 -	33.746	87.8	47.975	79.5	25.778	105.3	1:47.499 (3)	81.48	0.483	12:39:36.191

P15 3 Min7 Ashley DAVIES		Mini 7								
IDEAL LAP TIME : 1:53.848		BEST LAP TIME : 1:54.088			DIFFERENCE : 0.240					
LAP	SECTOR 1	SECTOR 2	SECTOR 3	LAP TIME	MPH	DIFF	TIME OF DAY			
1 -		79.3	51.756	77.2	27.850	94.9	2:16.010	64.40	21.922	12:23:37.787
2 -	35.329	79.0	51.567	76.7	27.718	95.5	1:54.614	76.42	0.526	12:25:32.401
3 -	35.389	78.9	51.096	79.0	27.790	95.7	1:54.275	76.65	0.187	12:27:26.676
4 -	35.705	78.5	50.961	79.0	27.635	95.0	1:54.301	76.63	0.213	12:29:20.977
5 -	35.430	79.0	50.985	79.1	27.861	95.5	1:54.276	76.65	0.188	12:31:15.253
6 -	35.436	79.5	51.298	78.7	27.723	95.0	1:54.457	76.53	0.369	12:33:09.710
7 -	35.365	79.2	51.047	79.7	27.993	94.6	1:54.405	76.56	0.317	12:35:04.115
8 -	35.474	78.9	50.974	79.6	27.749	94.1	1:54.197 (3)	76.70	0.109	12:36:58.312
9 -	35.284	78.9	50.929	78.6	27.875	94.7	1:54.088 (1)	76.78		12:38:52.400
10 -	35.338	79.2	51.039	77.5	27.803	96.1	1:54.180 (2)	76.71	0.092	12:40:46.580

P16 46 Min7 Max HUNTER		Mini 7								
IDEAL LAP TIME : 1:53.095		BEST LAP TIME : 1:53.194			DIFFERENCE : 0.099					
LAP	SECTOR 1	SECTOR 2	SECTOR 3	LAP TIME	MPH	DIFF	TIME OF DAY			
1 -		79.6	52.210	75.5	27.475	96.2	2:18.445	63.27	25.251	12:23:40.222
2 -	35.659	78.0	50.732	77.2	27.627	95.4	1:54.018 (3)	76.82	0.824	12:25:34.240
3 -	35.690	78.5	50.462	75.4	27.889	95.1	1:54.041	76.81	0.847	12:27:28.281
4 -	35.189	79.0	50.561	79.3	27.444	96.0	1:53.194 (1)	77.38		12:29:21.475
5 -	35.647	78.8	50.991	78.3	27.506	96.1	1:54.144	76.74	0.950	12:31:15.619
6 -	35.360	78.5	51.302	75.8	27.579	96.5	1:54.241	76.67	1.047	12:33:09.860
7 -	35.689	79.4	50.859	77.4	27.892	95.7	1:54.440	76.54	1.246	12:35:04.300
8 -	35.666	79.2	50.906	76.6	27.775	95.1	1:54.347	76.60	1.153	12:36:58.647
9 -	35.497	78.6	50.887	77.0	27.600	96.4	1:53.984 (2)	76.85	0.790	12:38:52.631
10 -	35.952	78.3	51.409	80.1	27.699	95.4	1:55.060	76.13	1.866	12:40:47.691

P17 8 MIG Bob HUMPHREYS		Mini Miglia								
IDEAL LAP TIME : 1:53.345		BEST LAP TIME : 1:53.984			DIFFERENCE : 0.639					
LAP	SECTOR 1	SECTOR 2	SECTOR 3	LAP TIME	MPH	DIFF	TIME OF DAY			
1 -		80.9	53.031	66.3	28.073	98.8	2:07.313	68.80	13.329	12:23:29.090
2 -	35.666	82.5	52.873	67.9	27.918	99.2	1:56.457	75.21	2.473	12:25:25.547
3 -	35.946	82.3	52.185	68.1	27.890	99.2	1:56.021	75.50	2.037	12:27:21.568
4 -	35.600	82.0	51.984	68.2	28.024	97.8	1:55.608	75.77	1.624	12:29:17.176
5 -	35.571	81.5	52.851	65.4	28.156	97.2	1:56.578	75.14	2.594	12:31:13.754
6 -	35.727	81.7	53.837	69.5	27.460	99.5	1:57.024	74.85	3.040	12:33:10.778
7 -	35.449	82.7	51.494	71.5	27.626	99.1	1:54.569 (3)	76.45	0.585	12:35:05.347
8 -	35.081	79.7	52.323	74.8	27.643	97.8	1:55.047	76.14	1.063	12:37:00.394
9 -	35.290	82.6	50.966	70.5	27.728	97.9	1:53.984 (1)	76.85		12:38:54.378
10 -	35.076	82.4	51.618	72.9	27.303	100.4	1:53.997 (2)	76.84	0.013	12:40:48.375

Weather / Track : Bright / Dry

Brands Hatch GP

Circuit Length = 2.4332 miles

Start: 12:21 Flag 12:39 End: 12:41

Dunlop Mini 7 / Mini Miglia Championships supported by Mini Spares

RACE 7 - SECTOR ANALYSIS

SECTOR 1 = FL to I1, SECTOR 2 = I1 to I2, SECTOR 3 = I2 to FL, DIFF = Difference To Personal Best Lap

P18		9 Min7		Spencer WANSTALL		Mini 7				
IDEAL LAP TIME : 1:54.270		BEST LAP TIME : 1:55.132		DIFFERENCE : 0.862						
LAP	SECTOR 1	SECTOR 2	SECTOR 3	LAP TIME	MPH	DIFF	TIME OF DAY			
1 -		80.3	52.328	73.1	27.779	98.2	2:18.936	63.04	23.804	12:23:40.713
2 -	36.138	77.6	51.247	75.7	27.747	100.0	1:55.132 (1)	76.08		12:25:35.845
3 -	36.647	79.7	52.280	76.0	27.966	97.6	1:56.893	74.93	1.761	12:27:32.738
4 -	37.246	75.0	52.504	73.9	27.680	97.1	1:57.430	74.59	2.298	12:29:30.168
5 -	35.343	79.8	51.839	73.1	27.954	98.5	1:55.136 (2)	76.08	0.004	12:31:25.304
6 -	36.701	77.5	51.530	74.4	28.371	97.1	1:56.602	75.12	1.470	12:33:21.906
7 -	36.611	77.6	52.315	76.1	27.925	98.1	1:56.851	74.96	1.719	12:35:18.757
8 -	35.816	78.5	52.381	75.1	28.217	95.3	1:56.414	75.24	1.282	12:37:15.171
9 -	35.722	79.1	51.549	76.0	28.118	96.0	1:55.389 (3)	75.91	0.257	12:39:10.560

P19		5 Min7		Graeme DAVIS		Mini 7				
IDEAL LAP TIME : 1:55.450		BEST LAP TIME : 1:55.517		DIFFERENCE : 0.067						
LAP	SECTOR 1	SECTOR 2	SECTOR 3	LAP TIME	MPH	DIFF	TIME OF DAY			
1 -		79.7	52.176	71.6	28.335	96.2	2:17.972	63.48	22.455	12:23:39.749
2 -	36.017	77.6	51.959	76.0	28.001	98.3	1:55.977 (2)	75.53	0.460	12:25:35.726
3 -	36.475	78.4	52.240	75.3	28.196	97.2	1:56.911	74.92	1.394	12:27:32.637
4 -	35.984	78.2	52.381	73.1	28.102	95.5	1:56.467	75.21	0.950	12:29:29.104
5 -	35.970	78.6	52.007	76.0	28.043	95.7	1:56.020 (3)	75.50	0.503	12:31:25.124
6 -	36.215	78.1	52.022	75.4	28.446	95.8	1:56.683	75.07	1.166	12:33:21.807
7 -	35.863	78.3	52.755	75.4	28.180	94.9	1:56.798	74.99	1.281	12:35:18.605
8 -	36.267	79.5	52.866	78.2	27.937	97.2	1:57.070	74.82	1.553	12:37:15.675
9 -	35.930	79.5	51.740	75.1	27.847	97.5	1:55.517 (1)	75.83		12:39:11.192

P20		37 Min7		Gareth HUNT		Mini 7				
IDEAL LAP TIME : 1:55.049		BEST LAP TIME : 1:55.266		DIFFERENCE : 0.217						
LAP	SECTOR 1	SECTOR 2	SECTOR 3	LAP TIME	MPH	DIFF	TIME OF DAY			
1 -		78.3	52.564	74.8	27.873	94.5	2:18.516	63.24	23.250	12:23:40.293
2 -	36.721	76.6	52.077	76.8	27.795	96.5	1:56.593	75.13	1.327	12:25:36.886
3 -	37.549	72.3	52.676	77.3	27.627	96.2	1:57.852	74.32	2.586	12:27:34.738
4 -	35.922	77.7	52.444	76.7	27.518	97.6	1:55.884 (2)	75.59	0.618	12:29:30.622
5 -	35.931	77.9	51.681	78.2	27.654	97.2	1:55.266 (1)	75.99		12:31:25.888
6 -	36.814	78.8	51.643	77.8	28.005	96.1	1:56.462	75.21	1.196	12:33:22.350
7 -	36.508	78.8	52.768	79.7	28.226	95.3	1:57.502	74.55	2.236	12:35:19.852
8 -	35.888	78.4	52.476	77.9	28.025	96.2	1:56.389	75.26	1.123	12:37:16.241
9 -	36.128	78.3	51.722	76.1	28.090	97.8	1:55.940 (3)	75.55	0.674	12:39:12.181

P21		84 Min7		Robert PEARSON		Mini 7				
IDEAL LAP TIME : 1:55.022		BEST LAP TIME : 1:55.163		DIFFERENCE : 0.141						
LAP	SECTOR 1	SECTOR 2	SECTOR 3	LAP TIME	MPH	DIFF	TIME OF DAY			
1 -		79.4	52.939	67.9	28.179	96.5	2:20.176	62.49	25.013	12:23:41.953
2 -	35.890	78.2	51.765	74.7	28.103	96.8	1:55.758 (3)	75.67	0.595	12:25:37.711
3 -	36.175	78.2	53.558	74.5	27.933	96.8	1:57.666	74.44	2.503	12:27:35.377
4 -	35.701	77.4	52.643	73.5	27.890	97.1	1:56.234	75.36	1.071	12:29:31.611
5 -	35.757	79.1	52.211	76.0	28.120	96.0	1:56.088	75.45	0.925	12:31:27.699
6 -	35.547	78.4	51.585	75.5	28.031	96.6	1:55.163 (1)	76.06		12:33:22.862
7 -	36.123	78.0	52.915	73.7	28.052	97.8	1:57.090	74.81	1.927	12:35:19.952
8 -	35.988	78.8	52.488	74.6	28.628	95.5	1:57.104	74.80	1.941	12:37:17.056
9 -	35.637	78.8	51.844	76.3	28.104	97.2	1:55.585 (2)	75.78	0.422	12:39:12.641

P22		52 Min7		Nathan BURGE		Mini 7				
IDEAL LAP TIME : 1:55.260		BEST LAP TIME : 1:55.683		DIFFERENCE : 0.423						
LAP	SECTOR 1	SECTOR 2	SECTOR 3	LAP TIME	MPH	DIFF	TIME OF DAY			
1 -		76.9	52.676	71.6	28.344	95.4	2:21.146	62.06	25.463	12:23:42.923
2 -	36.267	78.0	52.299	76.3	28.061	96.2	1:56.627	75.10	0.944	12:25:39.550
3 -	35.977	77.8	52.105	73.5	28.122	97.2	1:56.204	75.38	0.521	12:27:35.754
4 -	36.013	76.3	52.306	74.2	28.064	97.1	1:56.383	75.26	0.700	12:29:32.137

Weather / Track : Bright / Dry

Brands Hatch GP

Circuit Length = 2.4332 miles

Start: 12:21 Flag 12:39 End: 12:41

Dunlop Mini 7 / Mini Miglia Championships supported by Mini Spares

RACE 7 - SECTOR ANALYSIS

SECTOR 1 = FL to I1, SECTOR 2 = I1 to I2, SECTOR 3 = I2 to FL, DIFF = Difference To Personal Best Lap

5 -	36.045	77.6	51.897	74.3	27.858	96.5	1:55.800 (2)	75.64	0.117	12:31:27.937
6 -	36.343	76.8	51.592	75.5	27.963	96.0	1:55.898 (3)	75.58	0.215	12:33:23.835
7 -	35.843	77.7	52.910	75.1	27.872	96.6	1:56.625	75.11	0.942	12:35:20.460
8 -	35.810	79.3	52.362	72.3	28.559	96.2	1:56.731	75.04	1.048	12:37:17.191
9 -	35.842	79.0	51.794	75.6	28.047	98.8	1:55.683 (1)	75.72		12:39:12.874

P23 24 Min7 Andrew DEVINY										
Mini 7										
IDEAL LAP TIME : 1:54.417 BEST LAP TIME : 1:55.163 DIFFERENCE : 0.746										
LAP	SECTOR 1		SECTOR 2		SECTOR 3		LAP TIME	MPH	DIFF	TIME OF DAY
1 -		76.2	52.419	72.6	27.931	95.3	2:21.346	61.97	26.183	12:23:43.123
2 -	36.247	79.4	51.380	76.0	27.536	96.9	1:55.163 (1)	76.06		12:25:38.286
3 -	35.984	78.4	51.934	78.9	27.436	96.0	1:55.354	75.93	0.191	12:27:33.640
4 -	36.625	77.4	53.044	74.2	27.533	98.5	1:57.202	74.74	2.039	12:29:30.842
5 -	36.052	79.3	51.771	74.6	27.514	97.6	1:55.337 (3)	75.94	0.174	12:31:26.179
6 -	36.297	79.3	51.240	75.1	28.454	95.5	1:55.991	75.52	0.828	12:33:22.170
7 -	36.340	78.3	53.442	79.4	31.718	78.8	2:01.500	72.09	6.337	12:35:23.670
8 -	36.503	77.3	52.442	77.5	27.949	94.6	1:56.894	74.93	1.731	12:37:20.564
9 -	35.741	78.0	51.315	77.8	28.215	96.1	1:55.271 (2)	75.99	0.108	12:39:15.835

P24 7 Min7 Kieren MCDONALD										
Mini 7										
IDEAL LAP TIME : 1:55.779 BEST LAP TIME : 1:56.431 DIFFERENCE : 0.652										
LAP	SECTOR 1		SECTOR 2		SECTOR 3		LAP TIME	MPH	DIFF	TIME OF DAY
1 -		75.9	52.596	69.5	29.212	91.9	2:21.497	61.90	25.066	12:23:43.274
2 -	36.636	75.1	52.794	74.3	27.974	95.0	1:57.404	74.61	0.973	12:25:40.678
3 -	36.446	76.6	52.872	73.9	28.851	91.5	1:58.169	74.12	1.738	12:27:38.847
4 -	36.482	74.9	52.803	77.3	28.433	91.8	1:57.718	74.41	1.287	12:29:36.565
5 -	36.217	75.7	52.540	75.1	28.456	92.4	1:57.213	74.73	0.782	12:31:33.778
6 -	36.043	75.7	52.077	76.6	28.364	91.6	1:56.484 (2)	75.20	0.053	12:33:30.262
7 -	36.245	76.2	51.916	77.4	28.452	91.3	1:56.613 (3)	75.11	0.182	12:35:26.875
8 -	36.198	76.5	51.762	75.8	28.471	92.9	1:56.431 (1)	75.23		12:37:23.306
9 -	36.420	76.4	52.005	77.0	28.456	91.8	1:56.881	74.94	0.450	12:39:20.187

P25 10 Min7 Charlie BUDD										
Mini 7										
IDEAL LAP TIME : 1:55.742 BEST LAP TIME : 1:56.059 DIFFERENCE : 0.317										
LAP	SECTOR 1		SECTOR 2		SECTOR 3		LAP TIME	MPH	DIFF	TIME OF DAY
1 -		79.6	53.622	70.7	28.435	96.1	2:28.187	59.11	32.128	12:23:49.964
2 -	37.612	77.6	53.195	75.9	28.106	97.6	1:58.913	73.66	2.854	12:25:48.877
3 -	36.425	77.7	52.340	70.2	28.283	94.7	1:57.048	74.83	0.989	12:27:45.925
4 -	36.351	77.6	51.838	75.1	27.870	95.4	1:56.059 (1)	75.47		12:29:41.984
5 -	36.132	79.3	53.694	70.1	28.338	96.1	1:58.164	74.13	2.105	12:31:40.148
6 -	36.784	78.4	52.080	71.4	28.161	93.7	1:57.025 (3)	74.85	0.966	12:33:37.173
7 -	36.034	78.9	52.139	75.2	28.088	94.5	1:56.261 (2)	75.34	0.202	12:35:33.434
8 -	36.096	78.2	52.606	66.9	28.640	95.1	1:57.342	74.65	1.283	12:37:30.776
9 -	36.233	77.9	52.624	68.1	28.709	92.4	1:57.566	74.50	1.507	12:39:28.342

P26 47 Min7 Dan BUDD										
Mini 7										
IDEAL LAP TIME : 1:56.144 BEST LAP TIME : 1:56.172 DIFFERENCE : 0.028										
LAP	SECTOR 1		SECTOR 2		SECTOR 3		LAP TIME	MPH	DIFF	TIME OF DAY
1 -		75.5	53.508	76.1	27.576	97.6	2:22.026	61.67	25.854	12:23:43.803
2 -	36.050	79.1	52.518	78.5	27.604	97.3	1:56.172 (1)	75.40		12:25:39.975
3 -	36.050	78.5	53.673	76.4	29.478	90.3	1:59.201	73.48	3.029	12:27:39.176
4 -	39.169	67.4	53.534	75.0	28.237	94.9	2:00.940	72.43	4.768	12:29:40.116
5 -	36.751	77.6	54.498	75.4	28.509	93.8	1:59.758	73.14	3.586	12:31:39.874
6 -	37.044	74.6	53.312	73.5	28.607	93.4	1:58.963	73.63	2.791	12:33:38.837
7 -	36.283	78.3	52.972	70.6	28.534	93.3	1:57.789 (2)	74.36	1.617	12:35:36.626
8 -	36.639	78.3	53.008	75.1	28.741	93.5	1:58.388	73.99	2.216	12:37:35.014
9 -	36.366	77.3	52.925	76.8	28.739	92.5	1:58.030 (3)	74.21	1.858	12:39:33.044

Weather / Track : Bright / Dry

Brands Hatch GP

Circuit Length = 2.4332 miles

Start: 12:21 Flag 12:39 End: 12:41

Dunlop Mini 7 / Mini Miglia Championships supported by Mini Spares

RACE 7 - SECTOR ANALYSIS

SECTOR 1 = FL to I1, SECTOR 2 = I1 to I2, SECTOR 3 = I2 to FL, DIFF = Difference To Personal Best Lap

P27 791 Min7 S Shaun TARLTON			Mini 7 S Class							
IDEAL LAP TIME : 1:58.395			BEST LAP TIME : 1:58.570			DIFFERENCE : 0.175				
LAP	SECTOR 1	SECTOR 2	SECTOR 3	LAP TIME	MPH	DIFF	TIME OF DAY			
1 -		76.4	55.416	73.5	29.284	93.4	2:27.333	59.45	28.763	12:23:49.110
2 -	36.928	75.8	54.697	70.7	29.809	94.5	2:01.434	72.13	2.864	12:25:50.544
3 -	37.124	77.3	54.345	73.4	28.571	95.5	2:00.040	72.97	1.470	12:27:50.584
4 -	37.118	77.0	54.067	73.0	28.718	93.0	1:59.903	73.05	1.333	12:29:50.487
5 -	36.281	76.5	53.620	75.8	28.669	92.9	1:58.570 (1)	73.87		12:31:49.057
6 -	36.327	76.9	53.691	68.5	28.762	95.0	1:58.780 (2)	73.74	0.210	12:33:47.837
7 -	36.721	77.0	54.559	72.6	28.494	95.8	1:59.774	73.13	1.204	12:35:47.611
8 -	36.464	76.8	54.162	66.5	30.574	94.9	2:01.200	72.27	2.630	12:37:48.811
9 -	36.427	76.5	53.804	71.1	28.947	92.4	1:59.178 (3)	73.50	0.608	12:39:47.989

P28 11 Min7 Tina COOPER			Mini 7							
IDEAL LAP TIME : 1:59.022			BEST LAP TIME : 1:59.952			DIFFERENCE : 0.930				
LAP	SECTOR 1	SECTOR 2	SECTOR 3	LAP TIME	MPH	DIFF	TIME OF DAY			
1 -		75.5	53.989	72.1	29.157	94.5	2:24.563	60.59	24.611	12:23:46.340
2 -	37.170	76.6	53.968	75.7	28.981	93.5	2:00.119 (3)	72.92	0.167	12:25:46.459
3 -	37.261	77.1	53.588	76.0	29.103	94.7	1:59.952 (1)	73.02		12:27:46.411
4 -	37.969	75.6	53.369	77.4	28.813	92.9	2:00.151	72.90	0.199	12:29:46.562
5 -	37.637	74.5	53.495	77.2	29.116	92.8	2:00.248	72.84	0.296	12:31:46.810
6 -	37.373	77.8	54.050	73.1	29.142	93.0	2:00.565	72.65	0.613	12:33:47.375
7 -	36.949	78.2	54.104	75.6	28.970	93.9	2:00.023 (2)	72.98	0.071	12:35:47.398
8 -	37.228	78.2	55.466	73.5	30.118	94.3	2:02.812	71.32	2.860	12:37:50.210
9 -	36.840	78.3	54.645	77.1	28.903	93.8	2:00.388	72.76	0.436	12:39:50.598

P29 27 Min7 Leon Oli WINDOW			Mini 7							
IDEAL LAP TIME : 1:58.267			BEST LAP TIME : 1:59.067			DIFFERENCE : 0.800				
LAP	SECTOR 1	SECTOR 2	SECTOR 3	LAP TIME	MPH	DIFF	TIME OF DAY			
1 -		76.9	54.747	76.5	28.949	95.1	2:25.766	60.09	26.699	12:23:47.543
2 -	36.824	74.8	54.376	76.6	28.829	94.1	2:00.029	72.98	0.962	12:25:47.572
3 -	36.614	77.1	53.864	75.6	28.589	96.0	1:59.067 (1)	73.57		12:27:46.639
4 -	37.308	75.3	54.210	78.0	30.557	94.3	2:02.075	71.75	3.008	12:29:48.714
5 -	36.591	75.2	54.345	77.1	29.724	94.3	2:00.660	72.59	1.593	12:31:49.374
6 -	36.408	77.9	54.117	61.8	28.996	94.3	1:59.521	73.29	0.454	12:33:48.895
7 -	36.344	75.6	54.690	77.8	36.849	93.9	2:07.883	68.49	8.816	12:35:56.778
8 -	36.919	75.9	53.334	77.7	29.119	93.3	1:59.372 (2)	73.38	0.305	12:37:56.150
9 -	36.921	75.4	53.568	75.4	28.917	93.3	1:59.406 (3)	73.36	0.339	12:39:55.556

P30 95 Min7 Julian PROCTOR			Mini 7							
IDEAL LAP TIME :			BEST LAP TIME : 2:00.073			DIFFERENCE :				
LAP	SECTOR 1	SECTOR 2	SECTOR 3	LAP TIME	MPH	DIFF	TIME OF DAY			
1 -							2:25.221	60.32	25.148	12:23:46.998
2 -							2:01.237 (3)	72.25	1.164	12:25:48.235
3 -							2:01.865	71.88	1.792	12:27:50.100
4 -							2:02.036	71.78	1.963	12:29:52.136
5 -							2:01.214 (2)	72.26	1.141	12:31:53.350
6 -							2:03.120	71.14	3.047	12:33:56.470
7 -							2:01.563	72.06	1.490	12:35:58.033
8 -							2:00.073 (1)	72.95		12:37:58.106
9 -							2:01.374	72.17	1.301	12:39:59.480

P31 38 Min7 Steven HOPPER			Mini 7							
IDEAL LAP TIME : 1:59.283			BEST LAP TIME : 2:00.416			DIFFERENCE : 1.133				
LAP	SECTOR 1	SECTOR 2	SECTOR 3	LAP TIME	MPH	DIFF	TIME OF DAY			
1 -		75.8	55.281	75.0	29.536	92.8	2:28.051	59.16	27.635	12:23:49.828
2 -	37.135	75.6	54.389	77.4	29.022	92.9	2:00.546 (3)	72.66	0.130	12:25:50.374
3 -	36.782	75.6	1:09.435	75.7	28.405	92.4	2:14.622	65.06	14.206	12:28:04.996
4 -	37.618	75.5	55.104	68.6	29.567	92.6	2:02.289	71.63	1.873	12:30:07.285

Weather / Track : Bright / Dry

Brands Hatch GP

Circuit Length = 2.4332 miles

Start: 12:21 Flag 12:39 End: 12:41

Dunlop Mini 7 / Mini Miglia Championships supported by Mini Spares

RACE 7 - SECTOR ANALYSIS

SECTOR 1 = FL to I1, SECTOR 2 = I1 to I2, SECTOR 3 = I2 to FL, DIFF = Difference To Personal Best Lap

5 -	36.958	74.9	54.209	71.4	29.249	91.3	2:00.416 (1)	72.74			12:32:07.701
6 -	36.924	75.8	57.384	63.1	30.535	91.3	2:04.843	70.16	4.427		12:34:12.544
7 -	37.292	75.4	54.101	76.1	29.114	90.8	2:00.507 (2)	72.69	0.091		12:36:13.051
8 -	37.258	74.8	54.855	74.3	29.162	90.1	2:01.275	72.23	0.859		12:38:14.326
9 -	37.542	74.9	54.096	76.5	29.244	87.2	2:00.882	72.46	0.466		12:40:15.208

P32 771 Min7 S Julian AFLECK										
Mini 7 S Class										
IDEAL LAP TIME : 2:02.397 BEST LAP TIME : 2:03.155 DIFFERENCE : 0.758										
LAP	SECTOR 1		SECTOR 2		SECTOR 3		LAP TIME	MPH	DIFF	TIME OF DAY
1 -		73.8	57.499	70.4	30.655	89.2	2:33.526	57.05	30.371	12:23:55.303
2 -	39.425	74.0	56.541	72.0	29.321	91.5	2:05.287	69.91	2.132	12:26:00.590
3 -	38.063	74.7	55.321	71.4	29.992	90.9	2:03.376 (3)	71.00	0.221	12:28:03.966
4 -	38.245	74.3	55.148	69.1	29.839	89.7	2:03.232 (2)	71.08	0.077	12:30:07.198
5 -	38.077	74.3	57.143	63.0	29.447	90.3	2:04.667	70.26	1.512	12:32:11.865
6 -	39.731	63.4	55.565	69.4	30.072	89.3	2:05.368	69.87	2.213	12:34:17.233
7 -	37.975	74.1	55.101	70.4	30.079	89.0	2:03.155 (1)	71.12		12:36:20.388
8 -	38.212	73.9	55.411	69.3	29.817	88.8	2:03.440	70.96	0.285	12:38:23.828
9 -	38.080	73.8	55.348	69.1	30.034	83.2	2:03.462	70.95	0.307	12:40:27.290

P33 28 Min7 Dom BURGER										
Mini 7										
IDEAL LAP TIME : 2:01.683 BEST LAP TIME : 2:01.683 DIFFERENCE : 0.000										
LAP	SECTOR 1		SECTOR 2		SECTOR 3		LAP TIME	MPH	DIFF	TIME OF DAY
1 -		69.9	56.728	68.5	29.817	95.5	2:34.053	56.86	32.370	12:23:55.830
2 -	39.235	67.1	57.139	68.1	29.496	95.3	2:05.870	69.59	4.187	12:26:01.700
3 -	42.565	73.1	55.773	67.3	29.559	94.1	2:07.897	68.49	6.214	12:28:09.597
4 -	38.631	69.5	56.321	72.2	30.243	93.2	2:05.195	69.96	3.512	12:30:14.792
5 -	38.100	77.6	56.117	60.5	30.038	94.9	2:04.255	70.49	2.572	12:32:19.047
6 -	38.417	77.0	55.943	67.8	29.380	93.4	2:03.740	70.79	2.057	12:34:22.787
7 -	37.972	76.2	55.296	67.6	29.277	93.0	2:02.545 (3)	71.48	0.862	12:36:25.332
8 -	38.067	77.1	55.049	70.8	29.155	92.9	2:02.271 (2)	71.64	0.588	12:38:27.603
9 -	37.726	77.9	54.826	73.9	29.131	92.9	2:01.683 (1)	71.98		12:40:29.286

P34 792 Min7 S Kevin O SHEA										
Mini 7 S Class										
IDEAL LAP TIME : 2:05.012 BEST LAP TIME : 2:05.230 DIFFERENCE : 0.218										
LAP	SECTOR 1		SECTOR 2		SECTOR 3		LAP TIME	MPH	DIFF	TIME OF DAY
1 -		73.7	58.256	67.9	30.516	88.5	2:33.044	57.23	27.814	12:23:54.821
2 -	39.005	71.7	58.457	65.2	30.688	89.7	2:08.150	68.35	2.920	12:26:02.971
3 -	39.106	72.6	56.853	67.8	30.090	89.0	2:06.049	69.49	0.819	12:28:09.020
4 -	38.774	72.7	56.776	68.3	30.954	89.7	2:06.504	69.24	1.274	12:30:15.524
5 -	38.574	74.3	58.109	59.3	31.552	88.4	2:08.235	68.31	3.005	12:32:23.759
6 -	38.730	74.3	56.411	67.4	30.089	88.6	2:05.230 (1)	69.95		12:34:28.989
7 -	38.640	73.0	56.936	67.5	30.420	87.8	2:05.996	69.52	0.766	12:36:34.985
8 -	38.544	72.7	56.601	66.9	30.280	88.4	2:05.425 (2)	69.84	0.195	12:38:40.410
9 -	38.760	72.3	56.655	64.0	30.057	88.7	2:05.472 (3)	69.81	0.242	12:40:45.882

P35 53 MIG Niven BURGE										
Mini Miglia										
IDEAL LAP TIME : 1:46.623 BEST LAP TIME : 1:46.986 DIFFERENCE : 0.363										
LAP	SECTOR 1		SECTOR 2		SECTOR 3		LAP TIME	MPH	DIFF	TIME OF DAY
1 -		86.7	48.757	79.4	25.713	105.3	1:55.539	75.81	8.553	12:23:17.316
2 -	33.210	85.1	48.625	82.2	26.013	104.6	1:47.848 (2)	81.22	0.862	12:25:05.164
3 -	34.012	86.3	48.757	80.8	25.548	107.0	1:48.317	80.87	1.331	12:26:53.481
4 -	33.456	87.4	47.865	80.0	25.665	106.1	1:46.986 (1)	81.87		12:28:40.467
5 -	33.458	85.7	59.899	79.7	25.923	102.4	1:59.280	73.43	12.294	12:30:39.747
6 -	33.278	84.7	48.846	83.0	25.883	102.1	1:48.007 (3)	81.10	1.021	12:32:27.754
7 -	33.843	82.8	49.208	81.0	26.048	101.2	1:49.099	80.29	2.113	12:34:16.853
8 -	33.216	84.9	48.711	82.4	26.638	98.9	1:48.565	80.68	1.579	12:36:05.418

Weather / Track : Bright / Dry

Brands Hatch GP

Circuit Length = 2.4332 miles

Start: 12:21 Flag 12:39 End: 12:41

Dunlop Mini 7 / Mini Miglia Championships supported by Mini Spares

RACE 7 - SECTOR ANALYSIS

SECTOR 1 = FL to I1, SECTOR 2 = I1 to I2, SECTOR 3 = I2 to FL, DIFF = Difference To Personal Best Lap

P36 122 INV Dave USHER		Mini Miglia								
IDEAL LAP TIME : 1:52.259		BEST LAP TIME : 1:52.701			DIFFERENCE : 0.442					
LAP	SECTOR 1	SECTOR 2	SECTOR 3	LAP TIME	MPH	DIFF	TIME OF DAY			
1 -		82.3	52.948	69.1	27.455	104.5	2:05.970	69.53	13.269	12:23:27.747
2 -	35.090	82.7	53.190	73.2	27.280	103.7	1:55.560	75.80	2.859	12:25:23.307
3 -	36.219	84.6	52.500	71.2	27.309	102.9	1:56.028	75.49	3.327	12:27:19.335
4 -	35.029	86.8	51.628	72.1	27.107	102.9	1:53.764	77.00	1.063	12:29:13.099
5 -	35.441	85.2	52.385	72.3	26.987	102.6	1:54.813	76.29	2.112	12:31:07.912
6 -	34.904	85.4	51.417	75.2	26.983	102.9	1:53.304 (3)	77.31	0.603	12:33:01.216
7 -	34.799	85.5	51.441	73.8	26.777	102.2	1:53.017 (2)	77.50	0.316	12:34:54.233
8 -	34.811	86.5	51.023	73.8	26.867	102.9	1:52.701 (1)	77.72		12:36:46.934

P37 69 Min7 Steve TRENCH		Mini 7								
IDEAL LAP TIME : 1:57.572		BEST LAP TIME : 1:58.124			DIFFERENCE : 0.552					
LAP	SECTOR 1	SECTOR 2	SECTOR 3	LAP TIME	MPH	DIFF	TIME OF DAY			
1 -		77.7	54.744	71.0	29.820	94.3	2:28.232	59.09	30.108	12:23:50.009
2 -	37.401	78.3	54.416	71.3	28.748	95.0	2:00.565	72.65	2.441	12:25:50.574
3 -	37.462	79.3	53.176	73.2	28.927	94.7	1:59.565 (3)	73.26	1.441	12:27:50.139
4 -	36.526	76.7	52.951	74.8	28.647	94.2	1:58.124 (1)	74.15		12:29:48.263
5 -	36.194	77.4	54.155	73.1	28.427	96.5	1:58.776 (2)	73.75	0.652	12:31:47.039
6 -	36.631	76.8	53.704	71.8	29.386	93.7	1:59.721	73.16	1.597	12:33:46.760
7 -	36.720	77.5	54.023	73.5	28.912	92.9	1:59.655	73.20	1.531	12:35:46.415
8 -	36.930	76.8	54.412	67.5	30.784	95.3	2:02.126	71.72	4.002	12:37:48.541

P38 19 Min7 Tom SANDERSON		Mini 7								
IDEAL LAP TIME : 1:56.078		BEST LAP TIME : 1:56.078			DIFFERENCE : 0.000					
LAP	SECTOR 1	SECTOR 2	SECTOR 3	LAP TIME	MPH	DIFF	TIME OF DAY			
1 -		75.8	53.674	74.2	28.008	95.1	2:22.923	61.29	26.845	12:23:44.700
2 -	35.981	78.1	52.268	74.4	27.829	96.9	1:56.078 (1)	75.46		12:25:40.778
3 -	36.577	78.6	52.824	70.7	28.808	91.4	1:58.209 (3)	74.10	2.131	12:27:38.987
4 -	36.782	74.8	53.114	75.3	28.535	91.4	1:58.431	73.96	2.353	12:29:37.418
5 -	36.467	76.0	52.683	75.1	28.533	92.1	1:57.683 (2)	74.43	1.605	12:31:35.101

P39 785 Min7 S Josh COLLINS		Mini 7 S Class								
IDEAL LAP TIME : 1:59.511		BEST LAP TIME : 2:00.312			DIFFERENCE : 0.801					
LAP	SECTOR 1	SECTOR 2	SECTOR 3	LAP TIME	MPH	DIFF	TIME OF DAY			
1 -		75.4	54.726	72.9	29.269	95.0	2:28.699	58.90	28.387	12:23:50.476
2 -	37.350	76.0	54.297	71.0	28.665	95.7	2:00.312 (1)	72.80		12:25:50.788
3 -	37.528	78.4	54.036	71.9	28.878	93.8	2:00.442 (2)	72.73	0.130	12:27:51.230
4 -	36.810	76.6	55.191	68.7	29.076	93.4	2:01.077	72.34	0.765	12:29:52.307
5 -	36.881	76.1	55.305	72.0	28.866	94.1	2:01.052 (3)	72.36	0.740	12:31:53.359

P40 747 Min7 S Kelvin EDGAR		Mini 7 S Class								
IDEAL LAP TIME : 2:03.009		BEST LAP TIME : 2:03.330			DIFFERENCE : 0.321					
LAP	SECTOR 1	SECTOR 2	SECTOR 3	LAP TIME	MPH	DIFF	TIME OF DAY			
1 -		74.3	57.321	69.1	30.214	91.4	2:33.557 (3)	57.04	30.227	12:23:55.334
2 -	38.826	73.7	56.307	73.1	29.564	91.1	2:04.697 (2)	70.24	1.367	12:26:00.031
3 -	37.883	74.0	55.671	74.3	29.776	89.4	2:03.330 (1)	71.02		12:28:03.361

P41 2 Min7 Darren THOMAS		Mini 7								
IDEAL LAP TIME :		BEST LAP TIME : 2:21.740			DIFFERENCE :					
LAP	SECTOR 1	SECTOR 2	SECTOR 3	LAP TIME	MPH	DIFF	TIME OF DAY			
1 -		78.9	53.180	70.5	30.030	86.1	2:21.740 (1)	61.80		12:23:43.517

P42 54 Min7 Lewis FOX		Mini 7								
IDEAL LAP TIME : 2:02.689		BEST LAP TIME : 2:30.364			DIFFERENCE : 27.675					
LAP	SECTOR 1	SECTOR 2	SECTOR 3	LAP TIME	MPH	DIFF	TIME OF DAY			

Weather / Track : Bright / Dry

Brands Hatch GP
Circuit Length = 2.4332 miles
Start: 12:21 Flag 12:39 End: 12:41

Dunlop Mini 7 / Mini Miglia Championships supported by Mini Spares

RACE 7 - SECTOR ANALYSIS

SECTOR 1 = FL to I1, SECTOR 2 = I1 to I2, SECTOR 3 = I2 to FL, DIFF = Difference To Personal Best Lap

1 - 76.2 55.953 70.2 28.990 93.5 2:30.364 (1) 58.25 12:23:52.141

P43 63 Min7 David ROBINSON		Mini 7						
IDEAL LAP TIME : 2:11.737		BEST LAP TIME : 2:37.230		DIFFERENCE : 25.493				
LAP	SECTOR 1	SECTOR 2	SECTOR 3	LAP TIME	MPH	DIFF	TIME OF DAY	
1 -	72.6	59.720	65.6	30.714	90.8	2:37.230 (1)	55.71	12:23:59.007

P44 723 Min7 S James BULL		Mini 7 S Class						
IDEAL LAP TIME :		BEST LAP TIME : 2:38.885		DIFFERENCE :				
LAP	SECTOR 1	SECTOR 2	SECTOR 3	LAP TIME	MPH	DIFF	TIME OF DAY	
1 -	66.9	59.393	66.7	31.578	81.0	2:38.885 (1)	55.13	12:24:00.662

Dunlop Mini 7 / Mini Miglia Championships supported by Mini Spares

RACE 7 - BEST SECTORS

SECTOR 1			SECTOR 2			SECTOR 3			IDEAL / BEST COMPARISON						
POS	NO	NAME	TIME	NO	NAME	TIME	NO	NAME	TIME	POS	NO	NAME	IDEAL	BEST	DIFF
1	50	DEEGAN	32.419	50	DEEGAN	46.539	13	HARVEY	25.266	1	50	DEEGAN	1:44.356	1:44.463	0.107
2	1	ASTIN	32.757	1	ASTIN	46.725	6	LEMAY	25.325	2	1	ASTIN	1:44.949	1:45.067	0.118
3	88	WHEELER	32.889	23	DEETH	46.808	80	SOLLIS	25.379	3	23	DEETH	1:45.266	1:45.570	0.304
4	21	SMITH	32.961	21	SMITH	47.049	50	DEEGAN	25.398	4	21	SMITH	1:45.611	1:45.611	0.000
5	23	DEETH	32.968	80	SOLLIS	47.430	4	COULSON	25.408	5	80	SOLLIS	1:45.945	1:45.945	0.000
6	72	HOWARD	33.022	88	WHEELER	47.526	83	PEACOCK	25.426	6	88	WHEELER	1:45.962	1:45.962	0.000
7	80	SOLLIS	33.136	4	COULSON	47.656	1	ASTIN	25.467	7	4	COULSON	1:46.230	1:47.404	1.174
8	4	COULSON	33.166	83	PEACOCK	47.656	23	DEETH	25.490	8	13	HARVEY	1:46.303	1:46.540	0.237
9	77	KNIGHT	33.194	13	HARVEY	47.659	72	HOWARD	25.512	9	83	PEACOCK	1:46.325	1:46.876	0.551
10	53	BURGE	33.210	77	KNIGHT	47.831	88	WHEELER	25.547	10	72	HOWARD	1:46.516	1:46.852	0.336
11	83	PEACOCK	33.243	53	BURGE	47.865	53	BURGE	25.548	11	53	BURGE	1:46.623	1:46.986	0.363
12	85	SUMMERHAYES	33.264	20	SIMS	47.897	85	SUMMERHAYES	25.576	12	77	KNIGHT	1:46.654	1:46.685	0.031
13	13	HARVEY	33.378	6	LEMAY	47.903	21	SMITH	25.601	13	6	LEMAY	1:46.712	1:46.844	0.132
14	20	SIMS	33.410	85	SUMMERHAYES	47.934	77	KNIGHT	25.629	14	85	SUMMERHAYES	1:46.774	1:47.016	0.242
15	6	LEMAY	33.484	72	HOWARD	47.982	20	SIMS	25.724	15	20	SIMS	1:47.031	1:47.173	0.142
16	122	USHER	34.459	46	HUNTER	50.462	122	USHER	26.777	16	122	USHER	1:52.259	1:52.701	0.442
17	8	HUMPHREYS	35.076	3	DAVIES	50.929	8	HUMPHREYS	27.303	17	46	HUNTER	1:53.095	1:53.194	0.099
18	46	HUNTER	35.189	8	HUMPHREYS	50.966	24	DEVINY	27.436	18	8	HUMPHREYS	1:53.345	1:53.984	0.639
19	3	DAVIES	35.284	122	USHER	51.023	46	HUNTER	27.444	19	3	DAVIES	1:53.848	1:54.088	0.240
20	9	WANSTALL	35.343	24	DEVINY	51.240	37	HUNT	27.518	20	9	WANSTALL	1:54.270	1:55.132	0.862
21	84	PEARSON	35.547	9	WANSTALL	51.247	47	BUDD	27.576	21	24	DEVINY	1:54.417	1:55.163	0.746
22	24	DEVINY	35.741	84	PEARSON	51.585	3	DAVIES	27.635	22	84	PEARSON	1:55.022	1:55.163	0.141
23	52	BURGE	35.810	52	BURGE	51.592	9	WANSTALL	27.680	23	37	HUNT	1:55.049	1:55.266	0.217
24	5	DAVIS	35.863	37	HUNT	51.643	19	SANDERSON	27.829	24	52	BURGE	1:55.260	1:55.683	0.423
25	37	HUNT	35.888	5	DAVIS	51.740	5	DAVIS	27.847	25	5	DAVIS	1:55.450	1:55.517	0.067
26	19	SANDERSON	35.981	7	MCDONALD	51.762	52	BURGE	27.858	26	10	BUDD	1:55.742	1:56.059	0.317
27	10	BUDD	36.034	10	BUDD	51.838	10	BUDD	27.870	27	7	MCDONALD	1:55.779	1:56.431	0.652
28	7	MCDONALD	36.043	19	SANDERSON	52.268	84	PEARSON	27.890	28	19	SANDERSON	1:56.078	1:56.078	0.000
29	47	BUDD	36.050	47	BUDD	52.518	7	MCDONALD	27.974	29	47	BUDD	1:56.144	1:56.172	0.028
30	69	TRENCH	36.194	69	TRENCH	52.951	38	HOPPER	28.405	30	69	TRENCH	1:57.572	1:58.124	0.552
31	791	TARLTON	36.281	2	THOMAS	53.180	69	TRENCH	28.427	31	27	WINDOW	1:58.267	1:59.067	0.800
32	27	WINDOW	36.344	27	WINDOW	53.334	791	TARLTON	28.494	32	791	TARLTON	1:58.395	1:58.570	0.175
33	38	HOPPER	36.782	11	COOPER	53.369	27	WINDOW	28.589	33	11	COOPER	1:59.022	1:59.952	0.930
34	785	COLLINS	36.810	791	TARLTON	53.620	785	COLLINS	28.665	34	38	HOPPER	1:59.283	2:00.416	1.133
35	11	COOPER	36.840	785	COLLINS	54.036	11	COOPER	28.813	35	785	COLLINS	1:59.511	2:00.312	0.801
36	28	BURGER	37.726	38	HOPPER	54.096	54	FOX	28.990	36	28	BURGER	2:01.683	2:01.683	0.000
37	54	FOX	37.746	28	BURGER	54.826	28	BURGER	29.131	37	771	AFLECK	2:02.397	2:03.155	0.758
38	747	EDGAR	37.774	771	AFLECK	55.101	771	AFLECK	29.321	38	54	FOX	2:02.689	2:30.364	27.675
39	771	AFLECK	37.975	747	EDGAR	55.671	747	EDGAR	29.564	39	747	EDGAR	2:03.009	2:03.330	0.321
40	792	SHEA	38.544	54	FOX	55.953	2	THOMAS	30.030	40	792	SHEA	2:05.012	2:05.230	0.218
41	63	ROBINSON	41.303	792	SHEA	56.411	792	SHEA	30.057	41	63	ROBINSON	2:11.737	2:37.230	25.493
42				723	BULL	59.393	63	ROBINSON	30.714	42	723	BULL		2:38.885	
43				63	ROBINSON	59.720	723	BULL	31.578	43	95	PROCTOR		2:00.073	
44										44	2	THOMAS		2:21.740	
45															

PERFECT LAP 1:44.224

Weather / Track : Bright / Dry

Brands Hatch GP

Circuit Length = 2.4332 miles

Start: 12:21 Flag 12:39 End: 12:41

Results can be found at www.tsl-timing.com

Printed - 12:42 Sunday, 17 April 2016

Dunlop Mini 7 / Mini Miglia Championships supported by Mini Spares

RACE 7 - BEST SPEEDS

POS	INTERMEDIATE 1			INTERMEDIATE 2			FINISH LINE		
	NO	NAME	MPH	NO	NAME	MPH	NO	NAME	MPH
1	13	HARVEY	90.1	50	DEEGAN	87.1	13	HARVEY	111.6
2	72	HOWARD	90.0	1	ASTIN	86.8	83	PEACOCK	110.9
3	6	LEMAY	90.0	6	LEMAY	86.2	80	SOLLIS	110.5
4	77	KNIGHT	89.8	13	HARVEY	85.3	6	LEMAY	110.5
5	80	SOLLIS	89.8	23	DEETH	85.2	72	HOWARD	110.3
6	50	DEEGAN	89.7	80	SOLLIS	85.2	20	SIMS	109.6
7	23	DEETH	89.5	21	SMITH	83.9	23	DEETH	109.1
8	4	COULSON	89.3	77	KNIGHT	83.9	4	COULSON	108.5
9	83	PEACOCK	89.3	53	BURGE	83.0	85	SUMMERHAYES	108.5
10	20	SIMS	89.1	72	HOWARD	82.8	88	WHEELER	108.4
11	85	SUMMERHAYES	89.0	4	COULSON	82.4	21	SMITH	107.3
12	21	SMITH	88.7	85	SUMMERHAYES	81.6	53	BURGE	107.0
13	88	WHEELER	88.4	20	SIMS	81.5	77	KNIGHT	107.0
14	1	ASTIN	88.3	83	PEACOCK	81.5	1	ASTIN	106.1
15	53	BURGE	87.4	88	WHEELER	80.4	50	DEEGAN	105.8
16	122	USHER	87.2	46	HUNTER	80.1	122	USHER	104.5
17	8	HUMPHREYS	82.7	3	DAVIES	79.7	8	HUMPHREYS	100.4
18	9	WANSTALL	80.3	37	HUNT	79.7	9	WANSTALL	100.0
19	5	DAVIS	79.7	24	DEVINY	79.4	52	BURGE	98.8
20	10	BUDD	79.6	47	BUDD	78.5	24	DEVINY	98.5
21	46	HUNTER	79.6	5	DAVIS	78.2	5	DAVIS	98.3
22	3	DAVIES	79.5	27	WINDOW	78.0	37	HUNT	97.8
23	24	DEVINY	79.4	7	MCDONALD	77.4	84	PEARSON	97.8
24	84	PEARSON	79.4	38	HOPPER	77.4	10	BUDD	97.6
25	52	BURGE	79.3	122	USHER	77.4	47	BUDD	97.6
26	69	TRENCH	79.3	11	COOPER	77.4	19	SANDERSON	96.9
27	47	BUDD	79.1	52	BURGE	76.3	46	HUNTER	96.5
28	2	THOMAS	78.9	84	PEARSON	76.3	69	TRENCH	96.5
29	37	HUNT	78.8	9	WANSTALL	76.1	3	DAVIES	96.1
30	19	SANDERSON	78.6	10	BUDD	75.9	27	WINDOW	96.0
31	785	COLLINS	78.4	791	TARLTON	75.8	791	TARLTON	95.8
32	11	COOPER	78.3	19	SANDERSON	75.3	785	COLLINS	95.7
33	27	WINDOW	77.9	8	HUMPHREYS	74.8	28	BURGER	95.5
34	28	BURGER	77.9	69	TRENCH	74.8	7	MCDONALD	95.0
35	791	TARLTON	77.3	747	EDGAR	74.3	11	COOPER	94.7
36	7	MCDONALD	76.6	28	BURGER	73.9	54	FOX	93.5
37	54	FOX	76.6	785	COLLINS	72.9	38	HOPPER	92.9
38	38	HOPPER	75.8	771	AFLECK	72.0	771	AFLECK	91.5
39	771	AFLECK	74.7	2	THOMAS	70.5	747	EDGAR	91.4
40	747	EDGAR	74.3	54	FOX	70.2	63	ROBINSON	90.8
41	792	SHEA	74.3	792	SHEA	68.3	792	SHEA	89.7
42	63	ROBINSON	72.6	723	BULL	66.7	2	THOMAS	86.1
43	723	BULL	66.9	63	ROBINSON	65.6	723	BULL	81.0
44									
45									

Weather / Track : Bright / Dry

Brands Hatch GP

Circuit Length = 2.4332 miles

Start: 12:21 Flag 12:39 End: 12:41

Results can be found at www.tsl-timing.com

Printed - 12:43 Sunday, 17 April 2016

Dunlop Mini 7 / Mini Miglia Championships supported by Mini Spares

RACE 7 - LAP CHART

LAP 1 @ 12:23:14.787			LAP 2 @ 12:24:59.341			LAP 3 @ 12:26:43.843			LAP 4 @ 12:28:28.306			LAP 5 @ 12:30:13.618		
NO	BEHIND	LAP TIME	NO	BEHIND	LAP TIME	NO	BEHIND	LAP TIME	NO	BEHIND	LAP TIME	NO	BEHIND	LAP TIME
50		1:53.010	50		1:44.554	50		1:44.502	50		1:44.463	50		1:45.312
1	0.483	1:53.493	1	0.996	1:45.067	1	1.896	1:45.402	1	3.067	1:45.634	28	1 Lap	2:05.195
21	1.845	1:54.855	21	2.902	1:45.611	23	4.331	1:45.570	23	5.843	1:45.975	792	1 Lap	2:06.504
23	1.884	1:54.894	23	3.263	1:45.933	21	4.676	1:46.276	21	6.191	1:45.978	1	4.064	1:46.309
53	2.529	1:55.539	88	4.372	1:45.962	88	7.080	1:47.210	88	10.029	1:47.412	23	6.697	1:46.166
88	2.964	1:55.974	80	4.734	1:45.945	80	7.139	1:46.907	80	10.195	1:47.519	21	7.048	1:46.169
83	3.122	1:56.132	53	5.823	1:47.848	83	9.460	1:47.968	83	11.873	1:46.876	88	13.470	1:48.753
80	3.343	1:56.353	83	5.994	1:47.426	53	9.638	1:48.317	53	12.161	1:46.986	80	13.584	1:48.701
6	3.725	1:56.735	6	6.257	1:47.086	6	9.969	1:48.214	6	12.350	1:46.844	83	13.964	1:47.403
72	4.349	1:57.359	72	6.647	1:46.852	72	10.730	1:48.585	72	13.438	1:47.171	6	15.844	1:48.806
85	4.692	1:57.702	85	7.154	1:47.016	85	11.166	1:48.514	85	14.109	1:47.406	72	17.462	1:49.336
20	5.618	1:58.628	20	8.715	1:47.651	20	12.063	1:47.850	20	14.773	1:47.173	4	18.066	1:48.254
4	5.799	1:58.809	4	8.820	1:47.575	4	12.183	1:47.865	4	15.124	1:47.404	85	18.276	1:49.479
77	6.561	1:59.571	13	10.711	1:48.227	13	12.749	1:46.540	13	15.235	1:46.949	20	18.534	1:49.073
13	7.038	2:00.048	77	10.912	1:48.905	77	14.521	1:48.111	77	17.097	1:47.039	13	18.813	1:48.890
122	12.960	2:05.970	122	23.966	1:55.560	122	35.492	1:56.028	122	44.793	1:53.764	77	19.513	1:47.728
8	14.303	2:07.313	8	26.206	1:56.457	8	37.725	1:56.021	8	48.870	1:55.608	53	26.129	1:59.280
3	23.000	2:16.010	3	33.060	1:54.614	3	42.833	1:54.275	3	52.671	1:54.301	122	54.294	1:54.813
5	24.962	2:17.972	46	34.899	1:54.018	46	44.438	1:54.041	46	53.169	1:53.194	8	1:00.136	1:56.578
46	25.435	2:18.445	5	36.385	1:55.977	5	48.794	1:56.911	5	1:00.798	1:56.467	3	1:01.635	1:54.276
37	25.506	2:18.516	9	36.504	1:55.132	9	48.895	1:56.893	9	1:01.862	1:57.430	46	1:02.001	1:54.144
9	25.926	2:18.936	37	37.545	1:56.593	24	49.797	1:55.354	37	1:02.316	1:55.884	5	1:11.506	1:56.020
84	27.166	2:20.176	84	38.370	1:55.758	37	50.895	1:57.852	24	1:02.536	1:57.202	9	1:11.686	1:55.136
52	28.136	2:21.146	24	38.945	1:55.163	84	51.534	1:57.666	84	1:03.305	1:56.234	37	1:12.270	1:55.266
24	28.336	2:21.346	52	40.209	1:56.627	52	51.911	1:56.204	52	1:03.831	1:56.383	24	1:12.561	1:55.337
7	28.487	2:21.497	47	40.634	1:56.172	7	55.004	1:58.169	7	1:08.259	1:57.718	84	1:14.081	1:56.088
2	28.730	2:21.740	7	41.337	1:57.404	19	55.144	1:58.209	19	1:09.112	1:58.431	52	1:14.319	1:55.800
47	29.016	2:22.026	19	41.437	1:56.078	47	55.333	1:59.201	47	1:11.810	2:00.940	7	1:20.160	1:57.213
19	29.913	2:22.923	11	47.118	2:00.119	10	1:02.082	1:57.048	10	1:13.678	1:56.059	19	1:21.483	1:57.683
11	31.553	2:24.563	27	48.231	2:00.029	11	1:02.568	1:59.952	11	1:18.256	2:00.151	47	1:26.256	1:59.758
95	32.211	2:25.221	95	48.894	2:01.237	27	1:02.796	1:59.067	69	1:19.957	1:58.124	10	1:26.530	1:58.164
27	32.756	2:25.766	10	49.536	1:58.913	95	1:06.257	2:01.865	27	1:20.408	2:02.075	11	1:33.192	2:00.248
791	34.323	2:27.333	38	51.033	2:00.546	69	1:06.296	1:59.565	791	1:22.181	1:59.903	69	1:33.421	1:58.776
38	35.041	2:28.051	791	51.203	2:01.434	791	1:06.741	2:00.040	95	1:23.830	2:02.036	791	1:35.439	1:58.570
10	35.177	2:28.187	69	51.233	2:00.565	785	1:07.387	2:00.442	785	1:24.001	2:01.077	27	1:35.756	2:00.660
69	35.222	2:28.232	785	51.447	2:00.312	747	1:19.518	2:03.330	771	1:38.892	2:03.232	95	1:39.732	2:01.214
785	35.689	2:28.699	747	1:00.690	2:04.697	771	1:20.123	2:03.376	38	1:38.979	2:02.289	785	1:39.741	2:01.052
54	37.354	2:30.364	771	1:01.249	2:05.287	38	1:21.153	2:14.622						
792	40.034	2:33.044	28	1:02.359	2:05.870	792	1:25.177	2:06.049						
771	40.516	2:33.526	792	1:03.630	2:08.150	28	1:25.754	2:07.897						
747	40.547	2:33.557												
28	41.043	2:34.053												
63	44.220	2:37.230												
723	45.875	2:38.885												

Weather / Track : Bright / Dry

Brands Hatch GP

Circuit Length = 2.4332 miles

Start: 12:21 Flag 12:39 End: 12:41

Dunlop Mini 7 / Mini Miglia Championships supported by Mini Spares

RACE 7 - LAP CHART

LAP 6 @ 12:31:58.658			LAP 7 @ 12:33:44.738			LAP 8 @ 12:35:29.870			LAP 9 @ 12:37:15.934			LAP 10 @ 12:39:01.880		
NO	BEHIND	LAP TIME	NO	BEHIND	LAP TIME	NO	BEHIND	LAP TIME	NO	BEHIND	LAP TIME	NO	BEHIND	LAP TIME
50		1:45.040	50		1:46.080	50		1:45.132	50		1:46.064	50		1:45.946
1	5.726	1:46.702	69	1 Lap	1:59.721	10	1 Lap	1:56.261	37	1 Lap	1:56.389	9	1 Lap	1:55.389
38	1 Lap	2:00.416	11	1 Lap	2:00.565	47	1 Lap	1:57.789	84	1 Lap	1:57.104	5	1 Lap	1:55.517
23	9.208	1:47.551	791	1 Lap	1:58.780	1	8.675	1:46.690	52	1 Lap	1:56.731	1	9.409	1:46.546
21	9.424	1:47.416	27	1 Lap	1:59.521	23	11.279	1:47.024	24	1 Lap	1:56.894	37	1 Lap	1:55.940
771	1 Lap	2:04.667	1	7.117	1:47.471	21	11.581	1:47.121	7	1 Lap	1:56.431	84	1 Lap	1:55.585
80	16.443	1:47.899	23	9.387	1:46.259	69	1 Lap	1:59.655	1	8.809	1:46.198	52	1 Lap	1:55.683
88	18.075	1:49.645	21	9.592	1:46.248	11	1 Lap	2:00.023	23	11.790	1:46.575	23	11.813	1:45.969
83	18.205	1:49.281	95	1 Lap	2:03.120	791	1 Lap	1:59.774	21	12.000	1:46.483	21	13.109	1:47.055
6	19.033	1:48.229	80	18.721	1:48.358	80	22.044	1:48.455	10	1 Lap	1:57.342	24	1 Lap	1:55.271
28	1 Lap	2:04.255	88	20.523	1:48.528	88	24.565	1:49.174	47	1 Lap	1:58.388	7	1 Lap	1:56.881
72	20.617	1:48.195	83	20.630	1:48.505	83	24.728	1:49.230	80	23.534	1:47.554	80	24.369	1:46.781
4	20.627	1:47.601	6	22.217	1:49.264	72	24.932	1:47.793	88	28.326	1:49.825	10	1 Lap	1:57.566
85	20.908	1:47.672	72	22.271	1:47.734	4	25.906	1:48.236	72	28.393	1:49.525	83	30.791	1:48.194
20	21.239	1:47.745	4	22.802	1:48.255	6	26.330	1:49.245	83	28.543	1:49.879	88	30.819	1:48.439
13	21.406	1:47.633	85	23.235	1:48.407	85	26.504	1:48.401	4	28.984	1:49.142	47	1 Lap	1:58.030
77	22.186	1:47.713	13	24.679	1:49.353	27	1 Lap	2:07.883	6	30.107	1:49.841	72	31.426	1:48.979
792	1 Lap	2:08.235	20	24.779	1:49.620	13	27.690	1:48.143	13	30.757	1:49.131	4	31.437	1:48.399
53	29.096	1:48.007	77	25.469	1:49.363	95	1 Lap	2:01.563	77	32.146	1:49.780	6	32.339	1:48.178
122	1:02.558	1:53.304	38	1 Lap	2:04.843	77	28.430	1:48.093	20	32.232	1:49.487	13	32.460	1:47.649
3	1:11.052	1:54.457	53	32.115	1:49.099	20	28.809	1:49.162	69	1 Lap	2:02.126	77	32.885	1:46.685
46	1:11.202	1:54.241	771	1 Lap	2:05.368	53	35.548	1:48.565	85	32.758	1:52.318	20	33.975	1:47.689
8	1:12.120	1:57.024	28	1 Lap	2:03.740	38	1 Lap	2:00.507	791	1 Lap	2:01.200	85	34.311	1:47.499
5	1:23.149	1:56.683	792	1 Lap	2:05.230	771	1 Lap	2:03.155	11	1 Lap	2:02.812	791	1 Lap	1:59.178
9	1:23.248	1:56.602	122	1:09.495	1:53.017	28	1 Lap	2:02.545	27	1 Lap	1:59.372	11	1 Lap	2:00.388
24	1:23.512	1:55.991	3	1:19.377	1:54.405	792	1 Lap	2:05.996	95	1 Lap	2:00.073	27	1 Lap	1:59.406
37	1:23.692	1:56.462	46	1:19.562	1:54.440	122	1:17.064	1:52.701	38	1 Lap	2:01.275	95	1 Lap	2:01.374
84	1:24.204	1:55.163	8	1:20.609	1:54.569	3	1:28.442	1:54.197	771	1 Lap	2:03.440	38	1 Lap	2:00.882
52	1:25.177	1:55.898	5	1:33.867	1:56.798	46	1:28.777	1:54.347	28	1 Lap	2:02.271	771	1 Lap	2:03.462
7	1:31.604	1:56.484	9	1:34.019	1:56.851	8	1:30.524	1:55.047	792	1 Lap	2:05.425	28	1 Lap	2:01.683
10	1:38.515	1:57.025	37	1:35.114	1:57.502	9	1:45.301	1:56.414	3	1:36.466	1:54.088	792	1 Lap	2:05.472
47	1:40.179	1:58.963	84	1:35.214	1:57.090	5	1:45.805	1:57.070	46	1:36.697	1:53.984	3	1:44.700	1:54.180
			52	1:35.722	1:56.625				8	1:38.444	1:53.984	46	1:45.811	1:55.060
			24	1:38.932	2:01.500							8	1:46.495	1:53.997
			7	1:42.137	1:56.613									

Weather / Track : Bright / Dry

Brands Hatch GP

Circuit Length = 2.4332 miles

Start: 12:21 Flag 12:39 End: 12:41

Dunlop Mini 7 / Mini Miglia Championships supported by Mini Spares

RACE 7 - POSITION CHART

No	Name	Lap Pos	Lap											
			1	2	3	4	5	6	7	8	9	10		
50	DEEGAN	1	50	50	50	50	50	50	50	50	50	50	50	50
1	ASTIN	2	1	1	1	1	1	1	1	1	1	1	1	1
23	DEETH	3	21	21	23	23	23	23	23	23	23	23	23	23
21	SMITH	4	23	23	21	21	21	21	21	21	21	21	21	21
88	WHEELER	5	53	88	88	88	88	88	80	80	80	80	80	80
83	PEACOCK	6	88	80	80	80	80	88	88	88	88	88	88	83
80	SOLLIS	7	83	53	83	83	83	83	83	83	83	72	88	
53	BURGE	8	80	83	53	53	6	6	6	6	72	83	72	
85	SUMMERHAYES	9	6	6	6	6	72	72	72	4	4	4		
6	LEMAY	10	72	72	72	72	4	4	4	6	6	6		
72	HOWARD	11	85	85	85	85	85	85	85	85	13	13		
13	HARVEY	12	20	20	20	20	20	20	13	13	77	77		
4	COULSON	13	4	4	4	4	13	13	20	77	20	20		
77	KNIGHT	14	77	13	13	13	77	77	77	20	85	85		
20	SIMS	15	13	77	77	77	53	53	53	53	3	3		
8	HUMPHREYS	16	122	122	122	122	122	122	122	122	46	46		
91	WARBURTON	17	8	8	8	8	8	3	3	3	8	8		
46	HUNTER	18	3	3	3	3	3	46	46	46	9			
3	DAVIES	19	5	46	46	46	46	8	8	8	5			
5	DAVIS	20	46	5	5	5	5	5	5	9	37			
9	WANSTALL	21	37	9	9	9	9	9	9	5	84			
37	HUNT	22	9	37	24	37	37	24	37	37	52			
24	DEVINY	23	84	84	37	24	24	37	84	84	24			
10	BUDD	24	52	24	84	84	84	84	52	52	7			
84	PEARSON	25	24	52	52	52	52	52	24	24	10			
7	MCDONALD	26	7	47	7	7	7	7	7	7	47			
2	THOMAS	27	2	7	19	19	19	10	10	10	791			
11	COOPER	28	47	19	47	47	47	47	47	47	11			
19	SANDERSON	29	19	11	10	10	10	69	69	69	27			
52	BURGE	30	11	27	11	11	11	11	11	791	95			
47	BUDD	31	95	95	27	69	69	791	791	11	38			
27	WINDOW	32	27	10	95	27	791	27	27	27	771			
785	COLLINS	33	791	38	69	791	27	95	95	95	28			
95	PROCTOR	34	38	791	791	95	95	38	38	38	792			
69	TRENCH	35	10	69	785	785	785	771	771	771				
38	HOPPER	36	69	785	747	771	38	28	28	28				
791	TARLTON	37	785	747	771	38	771	792	792	792				
771	AFLECK	38	54	771	38	28	28							
28	BURGER	39	792	28	792	792	792							
792	SHEA	40	771	792	28									
54	FOX	41	747											
63	ROBINSON	42	28											
747	EDGAR	43	63											
723	BULL	44	723											

Weather / Track : Bright / Dry

Dunlop Mini 7 / Mini Miglia Championships supported by Mini Spares

RACE 7 - POSITION CHART

No	Name	Lap	1	2	3	4	5	6	7	8	9	10
		Pos										
122	USHER	45										

Weather / Track : Bright / Dry

Results can be found at www.tsl-timing.com

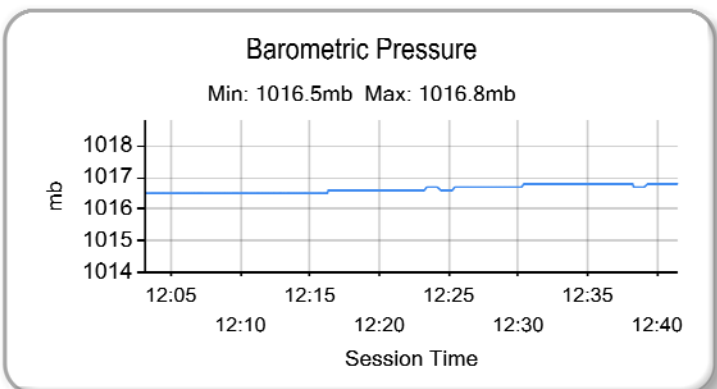
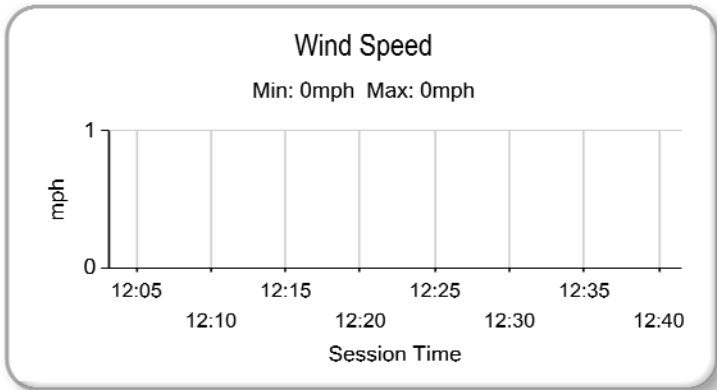
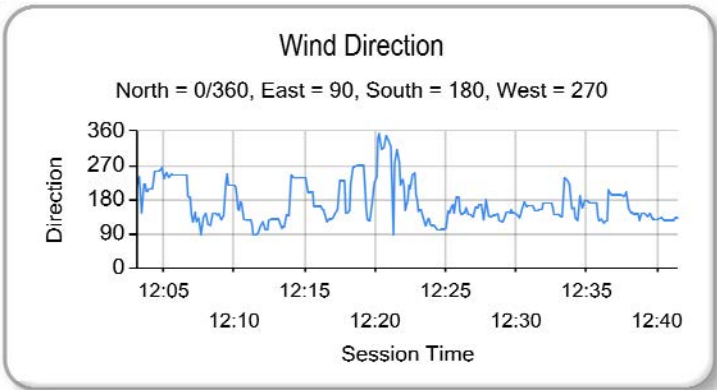
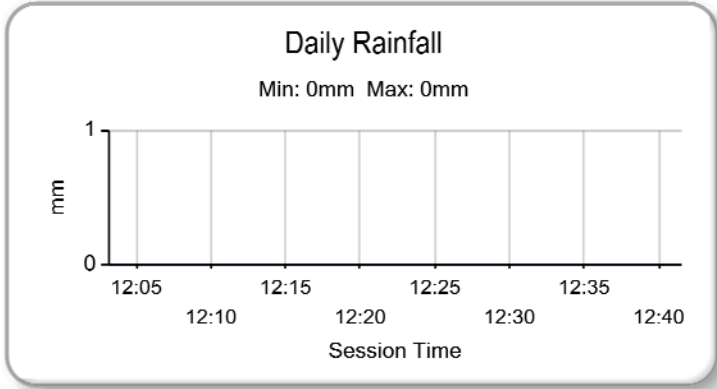
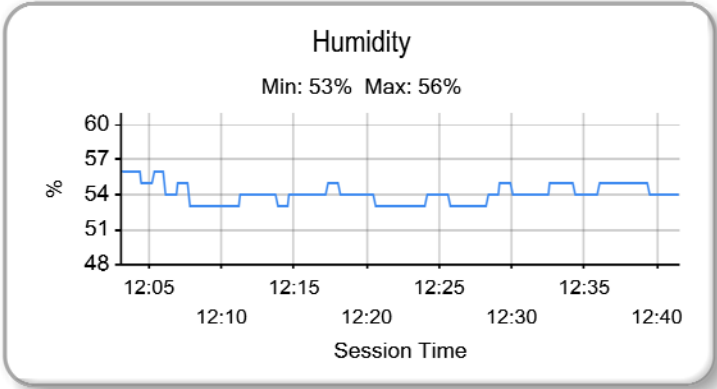
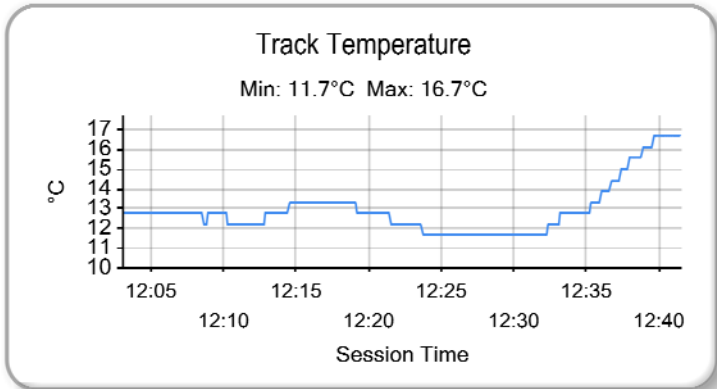
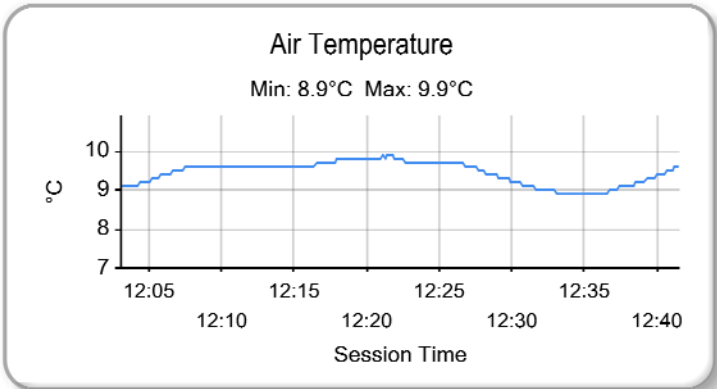
Page 2 of 2

Brands Hatch GP
Circuit Length = 2.4332 miles
Start: 12:21 Flag 12:39 End: 12:41

Printed - 12:44 Sunday, 17 April 2016

Dunlop Mini 7 / Mini Miglia Championships supported by Mini Spares

RACE 7 - WEATHER CONDITIONS



Weather / Track : Bright / Dry

Results can be found at www.tsl-timing.com

Brands Hatch GP
Circuit Length = 2.4332 miles
Start: 12:21 Flag 12:39 End: 12:41

Printed - 12:47 Sunday, 17 April 2016

Dunlop Mini 7 / Mini Miglia Championships supported by Mini Spares

RACE 13 - CLASSIFICATION

POS	NO	CL	PIC NAME	ENTRY	LAPS	TIME	GAP	DIFF	MPH	BEST	ON
1	80	MIG	1 Bill SOLLIS	Mini Miglia	8	14:49.625			78.77	1:45.667	5
2	23	MIG	2 Rupert DEETH	Mini Miglia	8	14:50.414	0.789	0.789	78.70	1:45.242	5
3	1	MIG	3 Kane ASTIN	Mini Miglia	8	14:51.251	1.626	0.837	78.62	1:45.630	5
4	21	MIG	4 Aaron SMITH	Mini Miglia	8	14:52.589	2.964	1.338	78.51	1:46.204	5
5	83	MIG	5 Colin PEACOCK	Mini Miglia	8	14:53.503	3.878	0.914	78.43	1:45.839	5
6	88	MIG	6 Dan WHEELER	Mini Miglia	8	14:58.502	8.877	4.999	77.99	1:47.229	3
7	77	MIG	7 Tristen KNIGHT	Mini Miglia	8	14:59.774	10.149	1.272	77.88	1:46.546	5
8	85	MIG	8 Sam SUMMERHAYES	Mini Miglia	8	15:00.517	10.892	0.743	77.82	1:47.073	5
9	6	MIG	9 Tony LEMAY	Mini Miglia	8	15:01.888	12.263	1.371	77.70	1:46.675	5
10	13	MIG	10 Phil HARVEY	Mini Miglia	8	15:02.175	12.550	0.287	77.67	1:46.844	6
11	20	MIG	11 Mark SIMS	Mini Miglia	8	15:02.962	13.337	0.787	77.60	1:46.653	6
12	8	MIG	12 Bob HUMPHREYS	Mini Miglia	8	15:52.771	1:03.146	49.809	73.55	1:55.264	2
13	3	Min7	1 Ashley DAVIES	Mini 7	8	15:53.642	1:04.017	0.871	73.48	1:53.785	6
14	46	Min7	2 Max HUNTER	Mini 7	8	15:54.273	1:04.648	0.631	73.43	1:53.700	6
15	24	Min7	3 Andrew DEVINY	Mini 7	8	15:54.738	1:05.113	0.465	73.40	1:55.213	6
16	5	Min7	4 Graeme DAVIS	Mini 7	8	16:04.200	1:14.575	9.462	72.68	1:56.384	6
17	2	Min7	5 Darren THOMAS	Mini 7	8	16:06.304	1:16.679	2.104	72.52	1:54.020	3
18	10	Min7	6 Charlie BUDD	Mini 7	8	16:06.610	1:16.985	0.306	72.49	1:55.754	5
19	9	Min7	7 Spencer WANSTALL	Mini 7	8	16:07.381	1:17.756	0.771	72.44	1:55.985	2
20	7	Min7	8 Kieren MCDONALD	Mini 7	8	16:08.569	1:18.944	1.188	72.35	1:55.363	4
21	37	Min7	9 Gareth HUNT	Mini 7	8	16:09.159	1:19.534	0.590	72.30	1:55.778	6
22	84	Min7	10 Robert PEARSON	Mini 7	8	16:10.657	1:21.032	1.498	72.19	1:55.326	5
23	47	Min7	11 Dan BUDD	Mini 7	8	16:22.666	1:33.041	12.009	71.31	1:56.374	4
24	91	MIG	13 Gary WARBURTON	Mini Miglia	8	16:23.094	1:33.469	0.428	71.28	1:55.317	5
25	69	Min7	12 Steve TRENCH	Mini 7	8	16:55.774	2:06.149	32.680	68.99	1:58.154	2
26	52	Min7	13 Nathan BURGE	Mini 7	8	16:56.889	2:07.264	1.115	68.91	1:57.166	6
27	791	Min7 S	1 Shaun TARTLTON	Mini 7 S Class	8	16:57.444	2:07.819	0.555	68.87	1:58.558	6
28	785	Min7 S	2 Josh COLLINS	Mini 7 S Class	7	14:54.100	1 Lap	1 Lap	68.58	1:59.176	3
29	95	Min7	14 Julian PROCTOR	Mini 7	7	14:55.032	1 Lap	0.932	68.51	1:59.929	4
30	11	Min7	15 Tina COOPER	Mini 7	7	14:56.106	1 Lap	1.074	68.42	1:59.643	4
31	38	Min7	16 Steven HOPPER	Mini 7	7	14:57.232	1 Lap	1.126	68.34	1:59.508	6
32	28	Min7	17 Dom BURGER	Mini 7	7	15:29.662	1 Lap	32.430	65.95	2:03.263	4
33	54	Min7	18 Lewis FOX	Mini 7	7	15:31.674	1 Lap	2.012	65.81	2:03.156	4

NOT CLASSIFIED

DNF	72	MIG	Robert HOWARD	Mini Miglia	5	9:07.635	3 Laps	2 Laps	79.97	1:47.036	5
DNF	771	Min7 S	Julian AFLECK	Mini 7 S Class	5	10:33.325	3 Laps	1:25.690	69.15	2:00.278	4
DNF	63	Min7	David ROBINSON	Mini 7	4	10:02.630	4 Laps	1 Lap	58.14	2:23.285	2
DNF	49	Min7	Ross BILLISON	Mini 7	2	4:19.419	6 Laps	2 Laps	67.53	1:57.885	2
DNF	27	Min7	Leon Oli WINDOW	Mini 7	2	4:28.226	6 Laps		65.31	2:01.331	2
DNF	50	MIG	Shayne DEEGAN	Mini Miglia	0						
DNF	4	MIG	James COULSON	Mini Miglia	0						
DNF	792	Min7 S	Kevin O SHEA	Mini 7 S Class	0						

FASTEST LAP

23	MIG	Rupert DEETH	Mini Miglia	5	1:45.242	83.23 mph	133.95 kph
46	Min7	Max HUNTER	Mini 7	6	1:53.700	77.04 mph	123.98 kph
791	Min7 S	Shaun TARTLTON	Mini 7 S Class	6	1:58.558	73.88 mph	118.90 kph

Weather / Track : Cloudy / Dry

These results are provisional until the conclusion of any judicial and technical matters.

Brands Hatch GP

Circuit Length = 2.4332 miles

Start: 17:44 Flag 17:59 End: 18:04

Clerk Of Course :	Timekeeper :
-------------------	--------------

Dunlop Mini 7 / Mini Miglia Championships supported by Mini Spares

RACE 13 - SECTOR ANALYSIS

SECTOR 1 = FL to I1, SECTOR 2 = I1 to I2, SECTOR 3 = I2 to FL, DIFF = Difference To Personal Best Lap

P1		80 MIG		Bill SOLLIS		Mini Miglia				
IDEAL LAP TIME : 1:45.542		BEST LAP TIME : 1:45.667		DIFFERENCE : 0.125						
LAP	SECTOR 1		SECTOR 2		SECTOR 3		LAP TIME	MPH	DIFF	TIME OF DAY
1 -		88.1	47.860	83.0	25.381	105.8	1:53.268	77.33	7.601	17:46:07.359
2 -	34.177	87.6	47.502	83.7	25.692	106.0	1:47.371	81.58	1.704	17:47:54.730
3 -	33.721	88.0	47.744	85.7	25.697	107.0	1:47.162	81.74	1.495	17:49:41.892
4 -	33.363	87.3	47.439	86.0	25.623	105.8	1:46.425 (2)	82.31	0.758	17:51:28.317
5 -	33.142	87.8	47.068	86.3	25.457	105.8	1:45.667 (1)	82.90		17:53:13.984
6 -	33.229	87.1	49.010	84.9	25.454	107.2	1:47.693	81.34	2.026	17:55:01.677
7 -	33.093	87.8	47.205	87.6	26.229	105.1	1:46.527 (3)	82.23	0.860	17:56:48.204
8 -	33.213	88.0	51.818	55.7	50.481	48.2	2:15.512	64.64	29.845	17:59:03.716

P2		23 MIG		Rupert DEETH		Mini Miglia				
IDEAL LAP TIME : 1:45.119		BEST LAP TIME : 1:45.242		DIFFERENCE : 0.123						
LAP	SECTOR 1		SECTOR 2		SECTOR 3		LAP TIME	MPH	DIFF	TIME OF DAY
1 -		88.0	48.088	81.1	25.316	109.4	1:54.604	76.43	9.362	17:46:08.695
2 -	33.918	89.3	47.948	78.8	25.513	109.1	1:47.379	81.57	2.137	17:47:56.074
3 -	33.645	89.2	47.472	79.5	25.353	109.6	1:46.470 (2)	82.27	1.228	17:49:42.544
4 -	33.472	87.8	48.129	82.8	25.198	110.1	1:46.799 (3)	82.02	1.557	17:51:29.343
5 -	32.834	90.0	47.195	84.2	25.213	110.3	1:45.242 (1)	83.23		17:53:14.585
6 -	33.137	90.3	49.151	83.3	25.096	110.0	1:47.384	81.57	2.142	17:55:01.969
7 -	33.442	89.8	47.189	84.4	26.195	107.3	1:46.826	82.00	1.584	17:56:48.795
8 -	32.966	91.1	52.428	58.5	50.316	49.7	2:15.710	64.54	30.468	17:59:04.505

P3		1 MIG		Kane ASTIN		Mini Miglia				
IDEAL LAP TIME : 1:45.375		BEST LAP TIME : 1:45.630		DIFFERENCE : 0.255						
LAP	SECTOR 1		SECTOR 2		SECTOR 3		LAP TIME	MPH	DIFF	TIME OF DAY
1 -		88.0	47.803	82.9	25.409	107.7	1:53.554	77.14	7.924	17:46:07.645
2 -	34.287	89.1	47.603	84.5	25.438	102.7	1:47.328	81.61	1.698	17:47:54.973
3 -	33.742	89.0	47.973	85.7	25.520	105.3	1:47.235	81.68	1.605	17:49:42.208
4 -	33.396	83.6	47.717	89.7	25.189	107.5	1:46.302 (2)	82.40	0.672	17:51:28.510
5 -	33.139	85.8	47.337	88.1	25.154	107.5	1:45.630 (1)	82.92		17:53:14.140
6 -	33.238	89.0	49.052	85.3	25.526	108.9	1:47.816	81.24	2.186	17:55:01.956
7 -	33.049	89.5	47.172	80.5	26.683	104.5	1:46.904 (3)	81.94	1.274	17:56:48.860
8 -	33.281	89.9	52.445	59.8	50.756	48.2	2:16.482	64.18	30.852	17:59:05.342

P4		21 MIG		Aaron SMITH		Mini Miglia				
IDEAL LAP TIME : 1:45.471		BEST LAP TIME : 1:46.204		DIFFERENCE : 0.733						
LAP	SECTOR 1		SECTOR 2		SECTOR 3		LAP TIME	MPH	DIFF	TIME OF DAY
1 -		85.4	47.884	81.9	25.892	102.9	1:53.536	77.15	7.332	17:46:07.627
2 -	34.108	87.7	47.559	82.5	25.563	105.8	1:47.230	81.69	1.026	17:47:54.857
3 -	33.717	88.1	47.908	85.9	25.581	104.8	1:47.206	81.71	1.002	17:49:42.063
4 -	33.386	86.9	48.145	83.5	25.421	106.3	1:46.952 (3)	81.90	0.748	17:51:29.015
5 -	32.890	88.6	47.666	84.3	25.648	106.5	1:46.204 (1)	82.48		17:53:15.219
6 -	33.077	88.3	48.780	82.5	25.413	107.0	1:47.270	81.66	1.066	17:55:02.489
7 -	33.127	89.1	47.168	83.3	26.119	107.0	1:46.414 (2)	82.31	0.210	17:56:48.903
8 -	33.651	88.3	53.575	56.3	50.551	45.6	2:17.777	63.57	31.573	17:59:06.680

P5		83 MIG		Colin PEACOCK		Mini Miglia				
IDEAL LAP TIME : 1:45.666		BEST LAP TIME : 1:45.839		DIFFERENCE : 0.173						
LAP	SECTOR 1		SECTOR 2		SECTOR 3		LAP TIME	MPH	DIFF	TIME OF DAY
1 -		87.8	47.748	84.2	25.485	108.2	1:54.037	76.81	8.198	17:46:08.128
2 -	34.340	89.0	47.876	82.5	25.679	107.0	1:47.895	81.18	2.056	17:47:56.023
3 -	34.076	89.5	47.599	80.9	25.654	107.7	1:47.329	81.61	1.490	17:49:43.352
4 -	33.031	89.4	48.188	80.2	25.491	108.9	1:46.710 (3)	82.09	0.871	17:51:30.062
5 -	32.897	89.1	47.462	83.8	25.480	108.2	1:45.839 (1)	82.76		17:53:15.901
6 -	32.881	89.3	48.816	79.8	25.590	108.2	1:47.287	81.64	1.448	17:55:03.188
7 -	32.968	89.5	47.305	85.4	25.749	108.7	1:46.022 (2)	82.62	0.183	17:56:49.210
8 -	33.743	89.0	53.817	54.5	50.824	44.0	2:18.384	63.30	32.545	17:59:07.594

Brands Hatch GP

Circuit Length = 2.4332 miles

Start: 17:44 Flag 17:59 End: 18:04

Weather / Track : Cloudy / Dry

Dunlop Mini 7 / Mini Miglia Championships supported by Mini Spares

RACE 13 - SECTOR ANALYSIS

SECTOR 1 = FL to I1, SECTOR 2 = I1 to I2, SECTOR 3 = I2 to FL, DIFF = Difference To Personal Best Lap

P6 88 MIG Dan WHEELER		Mini Miglia								
IDEAL LAP TIME : 1:47.075		BEST LAP TIME : 1:47.229			DIFFERENCE : 0.154					
LAP	SECTOR 1	SECTOR 2		SECTOR 3		LAP TIME	MPH	DIFF	TIME OF DAY	
1 -		86.9	48.606	77.4	25.635	105.3	1:56.130	75.43	8.901	17:46:10.221
2 -	33.587	87.9	48.579	76.8	25.798	106.1	1:47.964	81.13	0.735	17:47:58.185
3 -	33.394	87.7	48.161	79.4	25.674	106.1	1:47.229 (1)	81.69		17:49:45.414
4 -	33.456	87.6	48.531	78.8	25.789	105.6	1:47.776 (3)	81.27	0.547	17:51:33.190
5 -	33.279	87.6	48.368	77.3	25.804	105.1	1:47.451 (2)	81.52	0.222	17:53:20.641
6 -	33.565	87.0	48.379	75.7	26.352	105.3	1:48.296	80.88	1.067	17:55:08.937
7 -	33.459	87.7	48.964	76.6	26.053	105.5	1:48.476	80.75	1.247	17:56:57.413
8 -	34.047	86.4	55.423	72.0	45.710	42.3	2:15.180	64.80	27.951	17:59:12.593

P7 77 MIG Tristen KNIGHT		Mini Miglia								
IDEAL LAP TIME : 1:46.487		BEST LAP TIME : 1:46.546			DIFFERENCE : 0.059					
LAP	SECTOR 1	SECTOR 2		SECTOR 3		LAP TIME	MPH	DIFF	TIME OF DAY	
1 -		85.7	49.121	76.3	25.522	106.8	1:56.992	74.87	10.446	17:46:11.083
2 -	34.136	88.1	48.665	74.8	25.764	108.7	1:48.565	80.68	2.019	17:47:59.648
3 -	34.044	87.3	48.452	75.4	25.595	106.1	1:48.091	81.04	1.545	17:49:47.739
4 -	33.496	87.7	49.066	81.3	25.502	106.5	1:48.064 (3)	81.06	1.518	17:51:35.803
5 -	33.060	89.4	47.925	75.8	25.561	108.0	1:46.546 (1)	82.21		17:53:22.349
6 -	33.110	89.1	48.421	76.8	25.950	104.3	1:47.481 (2)	81.50	0.935	17:55:09.830
7 -	33.171	88.8	48.991	77.9	25.929	107.3	1:48.091	81.04	1.545	17:56:57.921
8 -	33.708	86.1	59.724	72.7	42.512	40.1	2:15.944	64.43	29.398	17:59:13.865

P8 85 MIG Sam SUMMERHAYES		Mini Miglia								
IDEAL LAP TIME : 1:46.816		BEST LAP TIME : 1:47.073			DIFFERENCE : 0.257					
LAP	SECTOR 1	SECTOR 2		SECTOR 3		LAP TIME	MPH	DIFF	TIME OF DAY	
1 -		87.3	48.474	75.3	25.520	107.3	1:56.312	75.31	9.239	17:46:10.403
2 -	34.428	88.3	48.757	77.3	25.840	108.4	1:49.025	80.34	1.952	17:47:59.428
3 -	34.036	89.2	48.294	76.3	25.490	108.0	1:47.820	81.24	0.747	17:49:47.248
4 -	33.924	86.9	48.108	80.3	25.539	109.1	1:47.571 (3)	81.43	0.498	17:51:34.819
5 -	33.651	89.0	48.018	78.0	25.404	109.4	1:47.073 (1)	81.81		17:53:21.892
6 -	33.394	89.2	48.112	78.1	25.741	106.8	1:47.247 (2)	81.67	0.174	17:55:09.139
7 -	33.568	89.0	48.855	77.3	25.964	107.8	1:48.387	80.82	1.314	17:56:57.526
8 -	34.500	87.8	57.111	73.5	45.471	39.2	2:17.082	63.90	30.009	17:59:14.608

P9 6 MIG Tony LEMAY		Mini Miglia								
IDEAL LAP TIME : 1:46.321		BEST LAP TIME : 1:46.675			DIFFERENCE : 0.354					
LAP	SECTOR 1	SECTOR 2		SECTOR 3		LAP TIME	MPH	DIFF	TIME OF DAY	
1 -		87.4	49.354	80.8	25.781	108.4	1:58.197	74.11	11.522	17:46:12.288
2 -	34.221	88.4	47.967	79.0	25.859	110.3	1:48.047	81.07	1.372	17:48:00.335
3 -	34.195	89.7	48.095	83.6	25.379	108.2	1:47.669 (3)	81.35	0.994	17:49:48.004
4 -	33.676	89.7	49.467	82.5	25.469	107.5	1:48.612	80.65	1.937	17:51:36.616
5 -	33.330	88.8	47.785	85.3	25.560	107.7	1:46.675 (1)	82.11		17:53:23.291
6 -	33.157	89.3	48.376	77.7	25.992	106.5	1:47.525 (2)	81.46	0.850	17:55:10.816
7 -	34.173	89.1	48.264	87.3	25.581	107.0	1:48.018	81.09	1.343	17:56:58.834
8 -	33.545	88.4	1:00.534	72.3	43.066	32.3	2:17.145	63.87	30.470	17:59:15.979

P10 13 MIG Phil HARVEY		Mini Miglia								
IDEAL LAP TIME : 1:46.844		BEST LAP TIME : 1:46.844			DIFFERENCE : 0.000					
LAP	SECTOR 1	SECTOR 2		SECTOR 3		LAP TIME	MPH	DIFF	TIME OF DAY	
1 -		87.2	49.718	86.1	25.524	111.1	1:58.694	73.80	11.850	17:46:12.785
2 -	34.313	89.4	48.433	84.9	25.487	110.3	1:48.233	80.93	1.389	17:48:01.018
3 -	33.905	89.4	48.892	86.8	25.353	108.9	1:48.150	80.99	1.306	17:49:49.168
4 -	33.764	89.9	49.303	80.1	25.348	111.2	1:48.415	80.79	1.571	17:51:37.583
5 -	33.856	90.5	48.370	85.2	25.361	108.5	1:47.587 (2)	81.42	0.743	17:53:25.170
6 -	33.489	88.3	48.156	82.8	25.199	109.6	1:46.844 (1)	81.98		17:55:12.014
7 -	34.081	89.3	48.544	83.3	25.362	110.9	1:47.987 (3)	81.11	1.143	17:57:00.001

Brands Hatch GP

Circuit Length = 2.4332 miles

Start: 17:44 Flag 17:59 End: 18:04

Weather / Track : Cloudy / Dry

Dunlop Mini 7 / Mini Miglia Championships supported by Mini Spares

RACE 13 - SECTOR ANALYSIS

SECTOR 1 = FL to I1, SECTOR 2 = I1 to I2, SECTOR 3 = I2 to FL, DIFF = Difference To Personal Best Lap

8 - 33.760 88.7 1:00.496 72.7 42.009 34.3 2:16.265 64.28 29.421 17:59:16.266

P11 20 MIG Mark SIMS			Mini Miglia								
IDEAL LAP TIME : 1:46.474			BEST LAP TIME : 1:46.653			DIFFERENCE : 0.179					
LAP	SECTOR 1	SECTOR 2	SECTOR 3	LAP TIME	MPH	DIFF	TIME OF DAY				
1 -	86.7	49.193	76.4	26.006	106.8	1:57.962	74.25	11.309	17:46:12.053		
2 -	33.834	88.0	48.386	76.7	25.912	109.1	1:48.132 (3)	81.01	1.479	17:48:00.185	
3 -	34.061	89.0	48.820	82.9	25.808	107.5	1:48.689	80.59	2.036	17:49:48.874	
4 -	33.364	88.8	49.588	79.6	25.689	108.0	1:48.641	80.63	1.988	17:51:37.515	
5 -	33.731	87.9	47.663	83.1	25.584	107.2	1:46.978 (2)	81.88	0.325	17:53:24.493	
6 -	33.227	87.8	47.782	80.0	25.644	108.4	1:46.653 (1)	82.13		17:55:11.146	
7 -	34.363	88.1	48.448	81.6	25.714	107.7	1:48.525	80.71	1.872	17:55:59.671	
8 -	33.361	88.1	1:03.027	61.9	40.994	34.1	2:17.382	63.76	30.729	17:59:17.053	

P12 8 MIG Bob HUMPHREYS			Mini Miglia								
IDEAL LAP TIME : 1:53.231			BEST LAP TIME : 1:55.264			DIFFERENCE : 2.033					
LAP	SECTOR 1	SECTOR 2	SECTOR 3	LAP TIME	MPH	DIFF	TIME OF DAY				
1 -	83.8	50.831	76.6	27.342	100.3	2:02.328	71.60	7.064	17:46:16.419		
2 -	35.609	82.4	52.035	70.7	27.620	99.1	1:55.264 (1)	75.99		17:48:11.683	
3 -	36.780	80.4	51.878	75.0	27.324	98.6	1:55.982	75.52	0.718	17:50:07.665	
4 -	36.733	81.7	51.495	75.2	27.369	98.1	1:55.597 (3)	75.77	0.333	17:52:03.262	
5 -	35.458	81.6	53.550	74.2	27.574	98.1	1:56.582	75.13	1.318	17:53:59.844	
6 -	35.510	81.5	52.348	78.3	27.423	98.3	1:55.281 (2)	75.98	0.017	17:55:55.125	
7 -	35.076	81.0	52.368	76.5	30.857	80.6	1:58.301	74.04	3.037	17:57:53.426	
8 -	40.976	78.7	58.149	58.1	34.311	72.9	2:13.436	65.64	18.172	18:00:06.862	

P13 3 Min7 Ashley DAVIES			Mini 7								
IDEAL LAP TIME : 1:53.094			BEST LAP TIME : 1:53.785			DIFFERENCE : 0.691					
LAP	SECTOR 1	SECTOR 2	SECTOR 3	LAP TIME	MPH	DIFF	TIME OF DAY				
1 -	79.1	50.858	76.3	27.325	98.3	2:15.475	64.66	21.690	17:46:29.566		
2 -	36.593	80.4	51.440	73.4	27.570	91.9	1:55.603	75.77	1.818	17:48:25.169	
3 -	36.021	80.3	51.179	77.6	27.287	98.1	1:54.487 (3)	76.51	0.702	17:50:19.656	
4 -	36.025	80.2	51.385	79.1	27.368	96.6	1:54.778	76.31	0.993	17:52:14.434	
5 -	35.720	79.2	50.828	79.5	27.698	95.0	1:54.246 (2)	76.67	0.461	17:54:08.680	
6 -	35.346	78.5	50.742	76.1	27.697	95.5	1:53.785 (1)	76.98		17:56:02.465	
7 -	35.065	79.1	50.908	78.9	31.548	74.9	1:57.521	74.53	3.736	17:57:59.986	
8 -	40.065	72.4	56.809	69.3	30.873	76.4	2:07.747	68.57	13.962	18:00:07.733	

P14 46 Min7 Max HUNTER			Mini 7								
IDEAL LAP TIME : 1:53.397			BEST LAP TIME : 1:53.700			DIFFERENCE : 0.303					
LAP	SECTOR 1	SECTOR 2	SECTOR 3	LAP TIME	MPH	DIFF	TIME OF DAY				
1 -	77.8	50.803	77.6	27.485	94.7	2:15.306	64.74	21.606	17:46:29.397		
2 -	36.576	78.1	51.212	69.3	27.859	94.1	1:55.647	75.74	1.947	17:48:25.044	
3 -	36.061	77.4	51.000	78.3	27.495	111.8	1:54.556 (3)	76.46	0.856	17:50:19.600	
4 -	35.989	77.8	51.269	79.0	27.660	93.3	1:54.918	76.22	1.218	17:52:14.518	
5 -	35.861	77.4	50.924	79.0	27.762	96.1	1:54.547 (2)	76.47	0.847	17:54:09.065	
6 -	35.357	79.1	50.602	73.4	27.741	96.9	1:53.700 (1)	77.04		17:56:02.765	
7 -	35.310	78.9	50.849	80.3	31.663	72.7	1:57.822	74.34	4.122	17:58:00.587	
8 -	39.907	74.2	57.139	66.8	30.731	86.3	2:07.777	68.55	14.077	18:00:08.364	

P15 24 Min7 Andrew DEVINY			Mini 7								
IDEAL LAP TIME : 1:54.851			BEST LAP TIME : 1:55.213			DIFFERENCE : 0.362					
LAP	SECTOR 1	SECTOR 2	SECTOR 3	LAP TIME	MPH	DIFF	TIME OF DAY				
1 -	79.4	51.458	75.4	27.871	97.6	2:17.666	63.63	22.453	17:46:31.757		
2 -	36.825	79.3	52.237	76.1	28.497	95.1	1:57.559	74.51	2.346	17:48:29.316	
3 -	36.129	79.6	52.304	79.6	29.255	95.1	1:57.688	74.43	2.475	17:50:27.004	
4 -	36.147	78.3	52.135	80.1	27.854	98.3	1:56.136	75.42	0.923	17:52:23.140	
5 -	36.675	79.5	51.106	80.7	27.764	95.0	1:55.545 (2)	75.81	0.332	17:54:18.685	
6 -	36.398	78.3	51.114	78.6	27.701	94.7	1:55.213 (1)	76.03		17:56:13.898	

Weather / Track : Cloudy / Dry

Brands Hatch GP

Circuit Length = 2.4332 miles

Start: 17:44 Flag 17:59 End: 18:04

Dunlop Mini 7 / Mini Miglia Championships supported by Mini Spares

RACE 13 - SECTOR ANALYSIS

SECTOR 1 = FL to I1, SECTOR 2 = I1 to I2, SECTOR 3 = I2 to FL, DIFF = Difference To Personal Best Lap

7 -	36.044	77.4	51.707	80.4	27.999	94.5	1:55.750	(3)	75.67	0.537	17:58:09.648
8 -	36.282	78.0	52.690	76.2	30.209	90.1	1:59.181		73.50	3.968	18:00:08.829

P16 5 Min7 Graeme DAVIS											
Mini 7											
IDEAL LAP TIME : 1:55.317 BEST LAP TIME : 1:56.384 DIFFERENCE : 1.067											
LAP	SECTOR 1		SECTOR 2		SECTOR 3		LAP TIME	MPH	DIFF	TIME OF DAY	
1 -		79.1	51.591	78.3	27.964	97.3	2:17.545	63.68	21.161	17:46:31.636	
2 -	36.803	78.9	52.169	74.7	28.363	96.0	1:57.335	74.65	0.951	17:48:28.971	
3 -	36.098	78.8	52.594	78.1	28.469	96.1	1:57.161	74.76	0.777	17:50:26.132	
4 -	36.147	77.9	52.589	74.4	28.164	96.0	1:56.900	(3)	74.93	0.516	17:52:23.032
5 -	36.503	77.7	52.361	79.7	27.628	98.2	1:56.492	(2)	75.19	0.108	17:54:19.524
6 -	36.164	78.9	52.479	78.3	27.741	97.2	1:56.384	(1)	75.26		17:56:15.908
7 -	36.458	77.9	52.131	77.4	31.657	92.0	2:00.246		72.84	3.862	17:58:16.154
8 -	38.288	78.0	54.828	70.3	29.021	95.5	2:02.137		71.72	5.753	18:00:18.291

P17 2 Min7 Darren THOMAS											
Mini 7											
IDEAL LAP TIME : 1:53.891 BEST LAP TIME : 1:54.020 DIFFERENCE : 0.129											
LAP	SECTOR 1		SECTOR 2		SECTOR 3		LAP TIME	MPH	DIFF	TIME OF DAY	
1 -		79.4	53.983	75.4	27.700	98.1	2:23.047	61.23	29.027	17:46:37.138	
2 -	35.619	78.2	53.119	75.2	27.544	98.5	1:56.282	75.33	2.262	17:48:33.420	
3 -	35.267	80.3	51.080	77.8	27.673	100.6	1:54.020	(1)	76.82		17:50:27.440
4 -	36.187	79.4	52.398	77.7	27.709	99.1	1:56.294	75.32	2.274	17:52:23.734	
5 -	35.935	79.0	52.449	78.9	27.771	99.7	1:56.155	(2)	75.41	2.135	17:54:19.889
6 -	36.110	79.7	52.415	74.9	27.696	99.7	1:56.221	(3)	75.37	2.201	17:56:16.110
7 -	36.460	78.2	52.217	72.7	32.149	91.9	2:00.826		72.49	6.806	17:58:16.936
8 -	38.170	77.4	54.733	70.1	30.556	96.6	2:03.459		70.95	9.439	18:00:20.395

P18 10 Min7 Charlie BUDD											
Mini 7											
IDEAL LAP TIME : 1:55.172 BEST LAP TIME : 1:55.754 DIFFERENCE : 0.582											
LAP	SECTOR 1		SECTOR 2		SECTOR 3		LAP TIME	MPH	DIFF	TIME OF DAY	
1 -		79.7	52.558	74.0	27.663	98.3	2:19.941	62.59	24.187	17:46:34.032	
2 -	36.408	78.1	51.681	74.6	27.859	97.6	1:55.948	(3)	75.54	0.194	17:48:29.980
3 -	36.700	76.6	52.259	71.0	28.480	98.8	1:57.439	74.59	1.685	17:50:27.419	
4 -	36.249	78.2	53.323	71.8	27.980	98.3	1:57.552	74.51	1.798	17:52:24.971	
5 -	36.311	79.2	51.751	73.9	27.692	98.1	1:55.754	(1)	75.67		17:54:20.725
6 -	35.828	80.1	52.212	72.8	27.807	98.6	1:55.847	(2)	75.61	0.093	17:56:16.572
7 -	36.206	71.8	52.385	69.5	32.957	86.3	2:01.548		72.06	5.794	17:58:18.120
8 -	37.547	75.5	54.680	65.7	30.354	97.6	2:02.581		71.46	6.827	18:00:20.701

P19 9 Min7 Spencer WANSTALL											
Mini 7											
IDEAL LAP TIME : 1:55.040 BEST LAP TIME : 1:55.985 DIFFERENCE : 0.945											
LAP	SECTOR 1		SECTOR 2		SECTOR 3		LAP TIME	MPH	DIFF	TIME OF DAY	
1 -		77.7	53.081	73.5	27.533	100.1	2:20.043	62.55	24.058	17:46:34.134	
2 -	36.413	79.1	51.661	74.4	27.911	96.4	1:55.985	(1)	75.52		17:48:30.119
3 -	36.337	80.6	52.096	74.0	28.616	98.1	1:57.049	74.83	1.064	17:50:27.168	
4 -	35.888	78.1	52.680	78.1	27.523	100.0	1:56.091	(2)	75.45	0.106	17:52:23.259
5 -	36.715	79.5	52.432	73.9	27.654	99.8	1:56.801	(3)	74.99	0.816	17:54:20.060
6 -	36.257	78.8	52.857	69.2	28.098	97.3	1:57.212	74.73	1.227	17:56:17.272	
7 -	35.856	78.6	52.319	68.7	33.706	77.4	2:01.881		71.87	5.896	17:58:19.153
8 -	36.994	79.5	54.816	68.7	30.509	93.9	2:02.319		71.61	6.334	18:00:21.472

P20 7 Min7 Kieren MCDONALD											
Mini 7											
IDEAL LAP TIME : 1:55.140 BEST LAP TIME : 1:55.363 DIFFERENCE : 0.223											
LAP	SECTOR 1		SECTOR 2		SECTOR 3		LAP TIME	MPH	DIFF	TIME OF DAY	
1 -		77.0	53.226	76.0	27.972	96.1	2:21.788	61.78	26.425	17:46:35.879	
2 -	36.839	73.1	53.406	75.4	28.205	95.3	1:58.450	73.95	3.087	17:48:34.329	
3 -	36.069	77.3	51.604	77.7	27.931	94.3	1:55.604	(2)	75.77	0.241	17:50:29.933
4 -	35.753	77.3	51.456	73.1	28.154	96.9	1:55.363	(1)	75.93		17:52:25.296
5 -	35.802	77.4	52.107	76.0	28.033	96.4	1:55.942	(3)	75.55	0.579	17:54:21.238

Weather / Track : Cloudy / Dry

Brands Hatch GP

Circuit Length = 2.4332 miles

Start: 17:44 Flag 17:59 End: 18:04

Dunlop Mini 7 / Mini Miglia Championships supported by Mini Spares

RACE 13 - SECTOR ANALYSIS

SECTOR 1 = FL to I1, SECTOR 2 = I1 to I2, SECTOR 3 = I2 to FL, DIFF = Difference To Personal Best Lap

6 -	35.797	77.9	52.387	73.2	28.208	97.1	1:56.392	75.26	1.029	17:56:17.630
7 -	36.111	76.6	51.994	73.2	33.803	79.4	2:01.908	71.85	6.545	17:58:19.538
8 -	37.734	76.5	54.644	69.1	30.744	94.3	2:03.122	71.14	7.759	18:00:22.660

P21 37 Min7 Gareth HUNT		Mini 7								
IDEAL LAP TIME : 1:55.177		BEST LAP TIME : 1:55.778			DIFFERENCE : 0.601					
LAP	SECTOR 1	SECTOR 2	SECTOR 3	LAP TIME	MPH	DIFF	TIME OF DAY			
1 -	78.0	51.982	77.4	27.773	96.0	2:18.686	63.16	22.908	17:46:32.777	
2 -	36.122	78.7	52.277	76.2	28.118	93.8	1:56.517 (2)	75.18	0.739	17:48:29.294
3 -	36.917	78.1	52.135	76.6	28.853	95.0	1:57.905	74.29	2.127	17:50:27.199
4 -	36.705	79.3	52.654	78.1	27.918	96.8	1:57.277 (3)	74.69	1.499	17:52:24.476
5 -	35.790	78.4	54.015	76.6	27.675	98.5	1:57.480	74.56	1.702	17:54:21.956
6 -	35.917	78.6	52.456	78.9	27.405	98.1	1:55.778 (1)	75.66	17:56:17.734	
7 -	36.031	78.7	52.371	77.7	34.306	80.1	2:02.708	71.38	6.930	17:58:20.442
8 -	37.226	78.1	54.994	66.8	30.588	94.5	2:02.808	71.32	7.030	18:00:23.250

P22 84 Min7 Robert PEARSON		Mini 7								
IDEAL LAP TIME : 1:55.057		BEST LAP TIME : 1:55.326			DIFFERENCE : 0.269					
LAP	SECTOR 1	SECTOR 2	SECTOR 3	LAP TIME	MPH	DIFF	TIME OF DAY			
1 -	78.1	55.545	74.7	28.220	96.2	2:24.083	60.79	28.757	17:46:38.174	
2 -	36.442	78.0	52.718	76.1	27.948	97.6	1:57.108	74.80	1.782	17:48:35.282
3 -	35.501	78.8	52.249	76.0	28.019	96.4	1:55.769 (3)	75.66	0.443	17:50:31.051
4 -	35.585	79.0	51.951	78.2	27.866	96.8	1:55.402 (2)	75.90	0.076	17:52:26.453
5 -	35.447	79.3	52.220	76.4	27.659	98.3	1:55.326 (1)	75.95	17:54:21.779	
6 -	35.467	79.4	53.381	76.5	27.810	97.5	1:56.658	75.08	1.332	17:56:18.437
7 -	35.649	79.1	52.536	76.0	34.964	72.6	2:03.149	71.13	7.823	17:58:21.586
8 -	37.696	78.1	54.159	70.0	31.307	92.8	2:03.162	71.12	7.836	18:00:24.748

P23 47 Min7 Dan BUDD		Mini 7								
IDEAL LAP TIME : 1:55.928		BEST LAP TIME : 1:56.374			DIFFERENCE : 0.446					
LAP	SECTOR 1	SECTOR 2	SECTOR 3	LAP TIME	MPH	DIFF	TIME OF DAY			
1 -	78.4	54.400	77.3	27.690	98.6	2:22.060	61.66	25.686	17:46:36.151	
2 -	37.122	78.7	53.592	76.7	27.713	97.6	1:58.427	73.96	2.053	17:48:34.578
3 -	37.959	75.4	52.183	78.1	28.084	95.4	1:58.226	74.09	1.852	17:50:32.804
4 -	36.055	78.5	52.396	76.0	27.923	95.1	1:56.374 (1)	75.27	17:52:29.178	
5 -	36.440	77.9	52.450	76.7	28.137	94.5	1:57.027 (2)	74.85	0.653	17:54:26.205
6 -	36.280	77.6	52.892	76.6	28.849	92.4	1:58.021 (3)	74.22	1.647	17:56:24.226
7 -	36.460	76.4	53.521	68.5	32.572	82.1	2:02.553	71.47	6.179	17:58:26.779
8 -	40.286	72.2	58.473	64.2	31.219	84.7	2:09.978	67.39	13.604	18:00:36.757

P24 91 MIG Gary WARBURTON		Mini Miglia								
IDEAL LAP TIME : 1:55.143		BEST LAP TIME : 1:55.317			DIFFERENCE : 0.174					
LAP	SECTOR 1	SECTOR 2	SECTOR 3	LAP TIME	MPH	DIFF	TIME OF DAY			
1 -	84.4	54.130	72.7	27.487	102.2	2:07.632	68.63	12.315	17:46:21.723	
2 -	35.866	80.1	1:22.156	72.7	27.629	102.7	2:25.651	60.14	30.334	17:48:47.374
3 -	35.686	74.3	53.266	71.6	27.196	105.0	1:56.148 (2)	75.41	0.831	17:50:43.522
4 -	35.938	75.0	52.957	77.8	27.321	103.5	1:56.216 (3)	75.37	0.899	17:52:39.738
5 -	35.353	78.5	52.720	69.9	27.244	102.2	1:55.317 (1)	75.96	17:54:35.055	
6 -	35.227	82.5	54.216	72.1	27.360	102.7	1:56.803	74.99	1.486	17:56:31.858
7 -	35.677	82.1	53.920	68.6	28.998	93.4	1:58.595	73.86	3.278	17:58:30.453
8 -	37.792	77.7	57.761	63.2	31.179	82.2	2:06.732	69.12	11.415	18:00:37.185

P25 69 Min7 Steve TRENCH		Mini 7								
IDEAL LAP TIME : 1:57.516		BEST LAP TIME : 1:58.154			DIFFERENCE : 0.638					
LAP	SECTOR 1	SECTOR 2	SECTOR 3	LAP TIME	MPH	DIFF	TIME OF DAY			
1 -	78.3	55.339	72.0	28.660	95.3	2:25.135	60.35	26.981	17:46:39.226	
2 -	36.391	77.6	53.222	75.8	28.541	95.8	1:58.154 (1)	74.13	17:48:37.380	
3 -	36.357	78.3	52.618	74.8	29.389	93.4	1:58.364 (2)	74.00	0.210	17:50:35.744
4 -	36.732	77.2	53.807	74.5	28.842	93.9	1:59.381	73.37	1.227	17:52:35.125

Weather / Track : Cloudy / Dry

Brands Hatch GP

Circuit Length = 2.4332 miles

Start: 17:44 Flag 17:59 End: 18:04

Dunlop Mini 7 / Mini Miglia Championships supported by Mini Spares

RACE 13 - SECTOR ANALYSIS

SECTOR 1 = FL to I1, SECTOR 2 = I1 to I2, SECTOR 3 = I2 to FL, DIFF = Difference To Personal Best Lap

5 -	36.828	76.5	53.780	76.5	28.674	93.8	1:59.282 (3)	73.43	1.128	17:54:34.407
6 -	37.427	76.9	53.779	75.0	28.795	95.0	2:00.001	72.99	1.847	17:56:34.408
7 -	36.370	77.4	59.372	52.5	36.580	73.3	2:12.322	66.20	14.168	17:58:46.730
8 -	42.786	62.0	1:05.916	55.3	34.433	74.0	2:23.135	61.19	24.981	18:01:09.865

P26 52 Min7 Nathan BURGE		Mini 7								
IDEAL LAP TIME : 1:57.090		BEST LAP TIME : 1:57.166								
		DIFFERENCE : 0.076								
LAP	SECTOR 1	SECTOR 2	SECTOR 3	LAP TIME	MPH	DIFF	TIME OF DAY			
1 -	75.6	54.410	69.6	29.125	94.7	2:28.495	58.99	31.329	17:46:42.586	
2 -	36.654	77.5	53.842	72.2	28.778	95.8	1:59.274	73.44	2.108	17:48:41.860
3 -	37.257	77.1	53.712	76.2	28.619	93.3	1:59.588	73.25	2.422	17:50:41.448
4 -	36.085	76.4	52.560	77.4	28.613	94.5	1:57.258 (2)	74.70	0.092	17:52:38.706
5 -	36.054	77.3	54.012	70.0	28.643	96.2	1:58.709 (3)	73.79	1.543	17:54:37.415
6 -	36.130	76.4	52.502	74.9	28.534	95.5	1:57.166 (1)	74.76		17:56:34.581
7 -	36.402	77.1	1:00.068	54.7	36.155	74.3	2:12.625	66.04	15.459	17:58:47.206
8 -	43.103	65.5	1:06.130	55.8	34.541	74.3	2:23.774	60.92	26.608	18:01:10.980

P27 791 Min7 S Shaun TARLTON		Mini 7 S Class								
IDEAL LAP TIME : 1:57.907		BEST LAP TIME : 1:58.558								
		DIFFERENCE : 0.651								
LAP	SECTOR 1	SECTOR 2	SECTOR 3	LAP TIME	MPH	DIFF	TIME OF DAY			
1 -	76.2	54.693	71.7	28.654	94.1	2:25.911	60.03	27.353	17:46:40.002	
2 -	36.783	76.3	53.899	74.2	28.519	93.2	1:59.201 (3)	73.48	0.643	17:48:39.203
3 -	36.568	76.9	53.807	75.2	28.749	93.0	1:59.124 (2)	73.53	0.566	17:50:38.327
4 -	36.949	75.8	53.955	75.9	28.507	93.2	1:59.411	73.35	0.853	17:52:37.738
5 -	36.713	76.0	54.137	71.2	28.775	94.1	1:59.625	73.22	1.067	17:54:37.363
6 -	36.686	77.3	53.390	75.5	28.482	94.3	1:58.558 (1)	73.88		17:56:35.921
7 -	36.035	77.0	1:00.334	59.7	35.570	72.7	2:11.939	66.39	13.381	17:58:47.860
8 -	43.003	64.2	1:06.329	55.7	34.343	72.2	2:23.675	60.96	25.117	18:01:11.535

P28 785 Min7 S Josh COLLINS		Mini 7 S Class								
IDEAL LAP TIME : 1:58.659		BEST LAP TIME : 1:59.176								
		DIFFERENCE : 0.517								
LAP	SECTOR 1	SECTOR 2	SECTOR 3	LAP TIME	MPH	DIFF	TIME OF DAY			
1 -	74.9	54.484	70.7	29.482	92.3	2:29.272	58.68	30.096	17:46:43.363	
2 -	37.888	74.1	54.265	70.4	28.711	92.3	2:00.864	72.47	1.688	17:48:44.227
3 -	37.279	76.3	53.469	77.2	28.428	95.1	1:59.176 (1)	73.50		17:50:43.403
4 -	37.204	76.0	53.680	74.3	28.549	95.0	1:59.433 (2)	73.34	0.257	17:52:42.836
5 -	37.541	70.4	54.331	74.3	28.693	94.9	2:00.565	72.65	1.389	17:54:43.401
6 -	37.190	75.6	53.616	74.8	29.212	92.6	2:00.018 (3)	72.98	0.842	17:56:43.419
7 -	36.762	75.9	57.925	55.8	50.085	43.7	2:24.772	60.50	25.596	17:59:08.191

P29 95 Min7 Julian PROCTOR		Mini 7								
IDEAL LAP TIME : 1:59.457		BEST LAP TIME : 1:59.929								
		DIFFERENCE : 0.472								
LAP	SECTOR 1	SECTOR 2	SECTOR 3	LAP TIME	MPH	DIFF	TIME OF DAY			
1 -	76.6	55.391	74.3	28.943	95.0	2:27.281	59.47	27.352	17:46:41.372	
2 -	36.750	76.8	54.528	75.5	29.030	85.8	2:00.308 (2)	72.81	0.379	17:48:41.680
3 -	37.738	77.6	54.540	77.4	28.526	94.1	2:00.804 (3)	72.51	0.875	17:50:42.484
4 -	36.613	76.7	54.783	77.5	28.533	93.9	1:59.929 (1)	73.04		17:52:42.413
5 -	37.060	75.0	54.877	76.8	28.916	92.3	2:00.853	72.48	0.924	17:54:43.266
6 -	36.954	75.9	55.056	72.7	28.990	93.7	2:01.000	72.39	1.071	17:56:44.266
7 -	36.403	75.7	59.729	55.9	48.725	48.0	2:24.857	60.47	24.928	17:59:09.123

P30 11 Min7 Tina COOPER		Mini 7								
IDEAL LAP TIME : 1:59.323		BEST LAP TIME : 1:59.643								
		DIFFERENCE : 0.320								
LAP	SECTOR 1	SECTOR 2	SECTOR 3	LAP TIME	MPH	DIFF	TIME OF DAY			
1 -	74.2	55.120	74.3	29.623	94.7	2:28.760	58.88	29.117	17:46:42.851	
2 -	38.039	77.4	54.187	74.8	28.908	94.6	2:01.134	72.31	1.491	17:48:43.985
3 -	37.072	77.6	54.893	75.1	28.987	95.4	2:00.952	72.42	1.309	17:50:44.937
4 -	36.826	77.4	53.770	75.0	29.047	94.5	1:59.643 (1)	73.21		17:52:44.580
5 -	36.995	77.8	53.874	75.5	28.782	95.1	1:59.651 (2)	73.21	0.008	17:54:44.231

Weather / Track : Cloudy / Dry

Brands Hatch GP

Circuit Length = 2.4332 miles

Start: 17:44 Flag 17:59 End: 18:04

Dunlop Mini 7 / Mini Miglia Championships supported by Mini Spares

RACE 13 - SECTOR ANALYSIS

SECTOR 1 = FL to I1, SECTOR 2 = I1 to I2, SECTOR 3 = I2 to FL, DIFF = Difference To Personal Best Lap

6 -	36.771	77.9	54.580	72.6	28.982	96.1	2:00.333 (3)	72.79	0.690	17:56:44.564
7 -	36.787	76.1	59.578	52.7	49.268	46.9	2:25.633	60.15	25.990	17:59:10.197

P31	38 Min7	Steven HOPPER	Mini 7							
IDEAL LAP TIME : 1:58.965		BEST LAP TIME : 1:59.508		DIFFERENCE : 0.543						
LAP	SECTOR 1	SECTOR 2	SECTOR 3	LAP TIME	MPH	DIFF	TIME OF DAY			
1 -	74.3	54.661	74.3	29.121	94.5	2:27.671	59.31	28.163	17:46:41.762	
2 -	37.240	76.6	53.891	71.0	28.948	93.3	2:00.079 (3)	72.95	0.571	17:48:41.841
3 -	37.037	75.5	53.638	77.9	29.090	91.3	1:59.765 (2)	73.14	0.257	17:50:41.606
4 -	36.998	75.8	54.525	76.3	28.584	92.8	2:00.107	72.93	0.599	17:52:41.713
5 -	38.394	73.6	57.964	76.5	28.813	92.9	2:05.171	69.98	5.663	17:54:46.884
6 -	37.386	75.5	53.383	75.6	28.739	93.4	1:59.508 (1)	73.29	17:56:46.392	
7 -	38.172	76.9	56.991	58.7	49.768	44.2	2:24.931	60.44	25.423	17:59:11.323

P32	28 Min7	Dom BURGER	Mini 7							
IDEAL LAP TIME : 2:03.263		BEST LAP TIME : 2:03.263		DIFFERENCE : 0.000						
LAP	SECTOR 1	SECTOR 2	SECTOR 3	LAP TIME	MPH	DIFF	TIME OF DAY			
1 -	73.2	57.898	71.7	29.603	94.1	2:34.767	56.60	31.504	17:46:48.858	
2 -	39.280	68.1	59.271	66.3	29.741	93.4	2:08.292	68.28	5.029	17:48:57.150
3 -	38.844	76.6	55.951	71.2	29.158	94.1	2:03.953 (2)	70.67	0.690	17:51:01.103
4 -	38.407	76.6	55.775	70.5	29.081	93.8	2:03.263 (1)	71.06	17:53:04.366	
5 -	39.004	74.6	57.220	69.0	29.206	95.3	2:05.430 (3)	69.83	2.167	17:55:09.796
6 -	39.395	75.6	58.424	63.0	30.113	93.3	2:07.932	68.47	4.669	17:57:17.728
7 -	41.984	58.6	1:08.056	52.8	35.985	75.0	2:26.025	59.98	22.762	17:59:43.753

P33	54 Min7	Lewis FOX	Mini 7							
IDEAL LAP TIME : 2:02.772		BEST LAP TIME : 2:03.156		DIFFERENCE : 0.384						
LAP	SECTOR 1	SECTOR 2	SECTOR 3	LAP TIME	MPH	DIFF	TIME OF DAY			
1 -	74.0	57.635	68.2	29.390	89.5	2:34.931	56.54	31.775	17:46:49.022	
2 -	40.463	69.6	58.517	65.5	29.846	89.9	2:08.826	67.99	5.670	17:48:57.848
3 -	39.055	75.2	56.082	69.9	29.095	92.4	2:04.232 (2)	70.51	1.076	17:51:02.080
4 -	38.770	73.9	55.484	70.1	28.902	93.5	2:03.156 (1)	71.12	17:53:05.236	
5 -	38.839	73.1	58.610	56.2	32.553	89.5	2:10.002	67.38	6.846	17:55:15.238
6 -	38.386	71.8	57.752	65.4	29.737	91.0	2:05.875 (3)	69.59	2.719	17:57:21.113
7 -	39.373	58.6	1:08.304	54.0	36.975	71.1	2:24.652	60.55	21.496	17:59:45.765

P34	72 MIG	Robert HOWARD	Mini Miglia							
IDEAL LAP TIME : 1:46.855		BEST LAP TIME : 1:47.036		DIFFERENCE : 0.181						
LAP	SECTOR 1	SECTOR 2	SECTOR 3	LAP TIME	MPH	DIFF	TIME OF DAY			
1 -	89.2	48.616	81.6	26.186	105.0	1:56.302	75.31	9.266	17:46:10.393	
2 -	34.115	88.7	48.691	79.4	26.010	107.5	1:48.816	80.50	1.780	17:47:59.209
3 -	33.781	89.7	48.377	83.1	25.719	107.8	1:47.877 (3)	81.20	0.841	17:49:47.086
4 -	33.419	89.0	48.528	81.8	25.657	108.4	1:47.604 (2)	81.40	0.568	17:51:34.690
5 -	33.373	89.2	48.086	85.2	25.577	108.4	1:47.036 (1)	81.84	17:53:21.726	

P35	771 Min7 S	Julian AFLECK	Mini 7 S Class							
IDEAL LAP TIME : 1:59.527		BEST LAP TIME : 2:00.278		DIFFERENCE : 0.751						
LAP	SECTOR 1	SECTOR 2	SECTOR 3	LAP TIME	MPH	DIFF	TIME OF DAY			
1 -	74.1	54.623	72.2	28.929	93.3	2:29.540	58.57	29.262	17:46:43.631	
2 -	38.564	74.4	54.054	72.1	28.746	92.8	2:01.364	72.17	1.086	17:48:44.995
3 -	37.662	75.4	54.218	73.9	28.985	93.3	2:00.865 (2)	72.47	0.587	17:50:45.860
4 -	37.201	74.8	53.580	75.8	29.497	90.6	2:00.278 (1)	72.82	17:52:46.138	
5 -	37.553	74.4	54.932	76.0	28.793	92.6	2:01.278 (3)	72.22	1.000	17:54:47.416

P36	63 Min7	David ROBINSON	Mini 7							
IDEAL LAP TIME : 2:14.652		BEST LAP TIME : 2:23.285		DIFFERENCE : 8.633						
LAP	SECTOR 1	SECTOR 2	SECTOR 3	LAP TIME	MPH	DIFF	TIME OF DAY			
1 -	70.7	59.610	66.3	32.105	87.2	2:40.334	54.63	17.049	17:46:54.425	

Weather / Track : Cloudy / Dry

Brands Hatch GP
Circuit Length = 2.4332 miles
Start: 17:44 Flag 17:59 End: 18:04

Dunlop Mini 7 / Mini Miglia Championships supported by Mini Spares

RACE 13 - SECTOR ANALYSIS

SECTOR 1 = FL to I1, SECTOR 2 = I1 to I2, SECTOR 3 = I2 to FL, DIFF = Difference To Personal Best Lap

2 -	42.937	66.3	1:05.808	57.8	34.540	77.6	2:23.285 (1)	61.13		17:49:17.710
3 -	45.439	65.0	1:10.932	55.3	35.274	80.5	2:31.645 (3)	57.76	8.360	17:51:49.355
4 -	46.554	58.2	1:05.844	56.6	34.968	78.6	2:27.366 (2)	59.44	4.081	17:54:16.721

P37 49 Min7 Ross BILLISON

Mini 7

IDEAL LAP TIME : 1:57.848

BEST LAP TIME : 1:57.885

DIFFERENCE : 0.037

LAP	SECTOR 1	SECTOR 2	SECTOR 3	LAP TIME	MPH	DIFF	TIME OF DAY		
1 -	77.4	53.787	71.6	28.290	96.0	2:21.534 (2)	61.89	23.649	17:46:35.625
2 -	36.937	76.1	52.621	76.2	28.327	94.7	1:57.885 (1)	74.30	17:48:33.510

P38 27 Min7 Leon Oli WINDOW

Mini 7

IDEAL LAP TIME : 1:59.191

BEST LAP TIME : 2:01.331

DIFFERENCE : 2.140

LAP	SECTOR 1	SECTOR 2	SECTOR 3	LAP TIME	MPH	DIFF	TIME OF DAY		
1 -	77.6	55.748	73.1	29.162	94.9	2:26.895 (2)	59.63	25.564	17:46:40.986
2 -	36.548	78.0	53.481	75.4	31.302	56.2	2:01.331 (1)	72.19	17:48:42.317

Dunlop Mini 7 / Mini Miglia Championships supported by Mini Spares

RACE 13 - BEST SECTORS

SECTOR 1			SECTOR 2			SECTOR 3			IDEAL / BEST COMPARISON						
POS	NO	NAME	TIME	NO	NAME	TIME	NO	NAME	TIME	POS	NO	NAME	IDEAL	BEST	DIFF
													PERFECT LAP	1:44.998	
1	23	DEETH	32.834	80	SOLLIS	47.068	23	DEETH	25.096	1	23	DEETH	1:45.119	1:45.242	0.123
2	83	PEACOCK	32.881	21	SMITH	47.168	1	ASTIN	25.154	2	1	ASTIN	1:45.375	1:45.630	0.255
3	21	SMITH	32.890	1	ASTIN	47.172	13	HARVEY	25.199	3	21	SMITH	1:45.471	1:46.204	0.733
4	1	ASTIN	33.049	23	DEETH	47.189	6	LEMAY	25.379	4	80	SOLLIS	1:45.542	1:45.667	0.125
5	77	KNIGHT	33.060	83	PEACOCK	47.305	80	SOLLIS	25.381	5	83	PEACOCK	1:45.666	1:45.839	0.173
6	80	SOLLIS	33.093	20	SIMS	47.663	85	SUMMERHAYES	25.404	6	6	LEMAY	1:46.321	1:46.675	0.354
7	6	LEMAY	33.157	6	LEMAY	47.785	21	SMITH	25.413	7	20	SIMS	1:46.474	1:46.653	0.179
8	72	HOWARD	33.192	77	KNIGHT	47.925	83	PEACOCK	25.480	8	77	KNIGHT	1:46.487	1:46.546	0.059
9	20	SIMS	33.227	85	SUMMERHAYES	48.018	77	KNIGHT	25.502	9	85	SUMMERHAYES	1:46.816	1:47.073	0.257
10	88	WHEELER	33.279	72	HOWARD	48.086	72	HOWARD	25.577	10	13	HARVEY	1:46.844	1:46.844	0.000
11	85	SUMMERHAYES	33.394	13	HARVEY	48.156	20	SIMS	25.584	11	72	HOWARD	1:46.855	1:47.036	0.181
12	13	HARVEY	33.489	88	WHEELER	48.161	88	WHEELER	25.635	12	88	WHEELER	1:47.075	1:47.229	0.154
13	3	DAVIES	35.065	46	HUNTER	50.602	91	WARBURTON	27.196	13	3	DAVIES	1:53.094	1:53.785	0.691
14	8	HUMPHREYS	35.076	3	DAVIES	50.742	3	DAVIES	27.287	14	8	HUMPHREYS	1:53.231	1:55.264	2.033
15	91	WARBURTON	35.227	8	HUMPHREYS	50.831	8	HUMPHREYS	27.324	15	46	HUNTER	1:53.397	1:53.700	0.303
16	2	THOMAS	35.267	2	THOMAS	51.080	37	HUNT	27.405	16	2	THOMAS	1:53.891	1:54.020	0.129
17	46	HUNTER	35.310	24	DEVINY	51.106	46	HUNTER	27.485	17	24	DEVINY	1:54.851	1:55.213	0.362
18	84	PEARSON	35.447	7	MCDONALD	51.456	9	WANSTALL	27.523	18	9	WANSTALL	1:55.040	1:55.985	0.945
19	7	MCDONALD	35.753	5	DAVIS	51.591	2	THOMAS	27.544	19	84	PEARSON	1:55.057	1:55.326	0.269
20	37	HUNT	35.790	9	WANSTALL	51.661	5	DAVIS	27.628	20	7	MCDONALD	1:55.140	1:55.363	0.223
21	10	BUDD	35.828	10	BUDD	51.681	84	PEARSON	27.659	21	91	WARBURTON	1:55.143	1:55.317	0.174
22	9	WANSTALL	35.856	84	PEARSON	51.951	10	BUDD	27.663	22	10	BUDD	1:55.172	1:55.754	0.582
23	791	TARLTON	36.035	37	HUNT	51.982	47	BUDD	27.690	23	37	HUNT	1:55.177	1:55.778	0.601
24	24	DEVINY	36.044	47	BUDD	52.183	24	DEVINY	27.701	24	5	DAVIS	1:55.317	1:56.384	1.067
25	52	BURGE	36.054	52	BURGE	52.502	7	MCDONALD	27.931	25	47	BUDD	1:55.928	1:56.374	0.446
26	47	BUDD	36.055	69	TRENCH	52.618	49	BILLISON	28.290	26	52	BURGE	1:57.090	1:57.166	0.076
27	5	DAVIS	36.098	49	BILLISON	52.621	785	COLLINS	28.428	27	69	TRENCH	1:57.516	1:58.154	0.638
28	69	TRENCH	36.357	91	WARBURTON	52.720	791	TARLTON	28.482	28	49	BILLISON	1:57.848	1:57.885	0.037
29	95	PROCTOR	36.403	38	HOPPER	53.383	95	PROCTOR	28.526	29	791	TARLTON	1:57.907	1:58.558	0.651
30	27	WINDOW	36.548	791	TARLTON	53.390	52	BURGE	28.534	30	785	COLLINS	1:58.659	1:59.176	0.517
31	785	COLLINS	36.762	785	COLLINS	53.469	69	TRENCH	28.541	31	38	HOPPER	1:58.965	1:59.508	0.543
32	11	COOPER	36.771	27	WINDOW	53.481	38	HOPPER	28.584	32	27	WINDOW	1:59.191	2:01.331	2.140
33	49	BILLISON	36.937	771	AFLECK	53.580	771	AFLECK	28.746	33	11	COOPER	1:59.323	1:59.643	0.320
34	38	HOPPER	36.998	11	COOPER	53.770	11	COOPER	28.782	34	95	PROCTOR	1:59.457	1:59.929	0.472
35	771	AFLECK	37.201	95	PROCTOR	54.528	54	FOX	28.902	35	771	AFLECK	1:59.527	2:00.278	0.751
36	54	FOX	38.386	54	FOX	55.484	28	BURGER	29.081	36	54	FOX	2:02.772	2:03.156	0.384
37	28	BURGER	38.407	28	BURGER	55.775	27	WINDOW	29.162	37	28	BURGER	2:03.263	2:03.263	0.000
38	63	ROBINSON	42.937	792	SHEA	58.675	63	ROBINSON	32.105	38	63	ROBINSON	2:14.652	2:23.285	8.633
39				63	ROBINSON	59.610									
40															
41															

Weather / Track : Cloudy / Dry

Results can be found at www.tsl-timing.com

Brands Hatch GP

Circuit Length = 2.4332 miles

Start: 17:44 Flag 17:59 End: 18:04

Printed - 18:10 Sunday, 17 April 2016

Dunlop Mini 7 / Mini Miglia Championships supported by Mini Spares

RACE 13 - BEST SPEEDS

POS	INTERMEDIATE 1			INTERMEDIATE 2			FINISH LINE		
	NO	NAME	MPH	NO	NAME	MPH	NO	NAME	MPH
1	23	DEETH	91.1	1	ASTIN	89.7	46	HUNTER	111.8
2	13	HARVEY	90.5	80	SOLLIS	87.6	13	HARVEY	111.2
3	1	ASTIN	89.9	6	LEMAY	87.3	23	DEETH	110.3
4	72	HOWARD	89.7	13	HARVEY	86.8	6	LEMAY	110.3
5	6	LEMAY	89.7	21	SMITH	85.9	85	SUMMERHAYES	109.4
6	83	PEACOCK	89.5	83	PEACOCK	85.4	20	SIMS	109.1
7	77	KNIGHT	89.4	72	HOWARD	85.2	1	ASTIN	108.9
8	85	SUMMERHAYES	89.2	23	DEETH	84.4	83	PEACOCK	108.9
9	21	SMITH	89.1	20	SIMS	83.1	77	KNIGHT	108.7
10	20	SIMS	89.0	77	KNIGHT	81.3	72	HOWARD	108.4
11	80	SOLLIS	88.1	24	DEVINY	80.7	80	SOLLIS	107.2
12	88	WHEELER	87.9	85	SUMMERHAYES	80.3	21	SMITH	107.0
13	91	WARBURTON	84.4	46	HUNTER	80.3	88	WHEELER	106.1
14	8	HUMPHREYS	83.8	5	DAVIS	79.7	91	WARBURTON	105.0
15	9	WANSTALL	80.6	3	DAVIES	79.5	2	THOMAS	100.6
16	3	DAVIES	80.4	88	WHEELER	79.4	8	HUMPHREYS	100.3
17	2	THOMAS	80.3	2	THOMAS	78.9	9	WANSTALL	100.1
18	10	BUDD	80.1	37	HUNT	78.9	10	BUDD	98.8
19	24	DEVINY	79.6	8	HUMPHREYS	78.3	47	BUDD	98.6
20	84	PEARSON	79.4	84	PEARSON	78.2	37	HUNT	98.5
21	37	HUNT	79.3	9	WANSTALL	78.1	3	DAVIES	98.3
22	5	DAVIS	79.1	47	BUDD	78.1	24	DEVINY	98.3
23	46	HUNTER	79.1	38	HOPPER	77.9	84	PEARSON	98.3
24	47	BUDD	78.7	91	WARBURTON	77.8	5	DAVIS	98.2
25	69	TRENCH	78.3	7	MCDONALD	77.7	7	MCDONALD	97.1
26	27	WINDOW	78.0	95	PROCTOR	77.5	52	BURGE	96.2
27	7	MCDONALD	77.9	52	BURGE	77.4	11	COOPER	96.1
28	11	COOPER	77.9	785	COLLINS	77.2	49	BILLISON	96.0
29	95	PROCTOR	77.6	69	TRENCH	76.5	69	TRENCH	95.8
30	52	BURGE	77.5	49	BILLISON	76.2	28	BURGER	95.3
31	49	BILLISON	77.4	771	AFLECK	76.0	785	COLLINS	95.1
32	791	TARLTON	77.3	791	TARLTON	75.9	95	PROCTOR	95.0
33	38	HOPPER	76.9	11	COOPER	75.5	27	WINDOW	94.9
34	28	BURGER	76.6	27	WINDOW	75.4	38	HOPPER	94.5
35	785	COLLINS	76.3	10	BUDD	74.6	791	TARLTON	94.3
36	771	AFLECK	75.4	28	BURGER	71.7	54	FOX	93.5
37	54	FOX	75.2	54	FOX	70.1	771	AFLECK	93.3
38	792	SHEA	72.3	63	ROBINSON	66.3	63	ROBINSON	87.2
39	63	ROBINSON	70.7	792	SHEA	64.6			
40									
41									

Weather / Track : Cloudy / Dry

Results can be found at www.tsl-timing.com

Brands Hatch GP

Circuit Length = 2.4332 miles

Start: 17:44 Flag 17:59 End: 18:04

Printed - 18:12 Sunday, 17 April 2016

Dunlop Mini 7 / Mini Miglia Championships supported by Mini Spares

RACE 13 - LAP CHART

LAP 1 @ 17:46:07.359			LAP 2 @ 17:47:54.730			LAP 3 @ 17:49:41.892			LAP 4 @ 17:51:28.317			LAP 5 @ 17:53:13.984		
NO	BEHIND	LAP TIME	NO	BEHIND	LAP TIME	NO	BEHIND	LAP TIME	NO	BEHIND	LAP TIME	NO	BEHIND	LAP TIME
80		1:53.268	80		1:47.371	80		1:47.162	80		1:46.425	80		1:45.667
21	0.268	1:53.536	21	0.127	1:47.230	21	0.171	1:47.206	1	0.193	1:46.302	1	0.156	1:45.630
1	0.286	1:53.554	1	0.243	1:47.328	1	0.316	1:47.235	21	0.698	1:46.952	23	0.601	1:45.242
83	0.769	1:54.037	83	1.293	1:47.895	23	0.652	1:46.470	23	1.026	1:46.799	21	1.235	1:46.204
23	1.336	1:54.604	23	1.344	1:47.379	83	1.460	1:47.329	83	1.745	1:46.710	83	1.917	1:45.839
88	2.862	1:56.130	88	3.455	1:47.964	88	3.522	1:47.229	88	4.873	1:47.776	88	6.657	1:47.451
72	3.034	1:56.302	72	4.479	1:48.816	72	5.194	1:47.877	72	6.373	1:47.604	72	7.742	1:47.036
85	3.044	1:56.312	85	4.698	1:49.025	85	5.356	1:47.820	85	6.502	1:47.571	85	7.908	1:47.073
77	3.724	1:56.992	77	4.918	1:48.565	77	5.847	1:48.091	77	7.486	1:48.064	77	8.365	1:46.546
20	4.694	1:57.962	20	5.455	1:48.132	6	6.112	1:47.669	6	8.299	1:48.612	6	9.307	1:46.675
6	4.929	1:58.197	6	5.605	1:48.047	20	6.982	1:48.689	20	9.198	1:48.641	20	10.509	1:46.978
13	5.426	1:58.694	13	6.288	1:48.233	13	7.276	1:48.150	13	9.266	1:48.415	13	11.186	1:47.587
8	9.060	2:02.328	8	16.953	1:55.264	8	25.773	1:55.982	63	1 Lap	2:31.645	8	45.860	1:56.582
91	14.364	2:07.632	46	30.314	1:55.647	46	37.708	1:54.556	8	34.945	1:55.597	3	54.696	1:54.246
46	22.038	2:15.306	3	30.439	1:55.603	3	37.764	1:54.487	3	46.117	1:54.778	46	55.081	1:54.547
3	22.207	2:15.475	5	34.241	1:57.335	5	44.240	1:57.161	46	46.201	1:54.918	63	1 Lap	2:27.366
5	24.277	2:17.545	37	34.564	1:56.517	24	45.112	1:57.688	5	54.715	1:56.900	24	1:04.701	1:55.545
24	24.398	2:17.666	24	34.586	1:57.559	9	45.276	1:57.049	24	54.823	1:56.136	5	1:05.540	1:56.492
37	25.418	2:18.686	10	35.250	1:55.948	37	45.307	1:57.905	9	54.942	1:56.091	2	1:05.905	1:56.155
10	26.673	2:19.941	9	35.389	1:55.985	10	45.527	1:57.439	2	55.417	1:56.294	9	1:06.076	1:56.801
9	26.775	2:20.043	2	38.690	1:56.282	2	45.548	1:54.020	37	56.159	1:57.277	10	1:06.741	1:55.754
49	28.266	2:21.534	49	38.780	1:57.885	7	48.041	1:55.604	10	56.654	1:57.552	7	1:07.254	1:55.942
7	28.520	2:21.788	7	39.599	1:58.450	84	49.159	1:55.769	7	56.979	1:55.363	84	1:07.795	1:55.326
47	28.792	2:22.060	47	39.848	1:58.427	47	50.912	1:58.226	84	58.136	1:55.402	37	1:07.972	1:57.480
2	29.779	2:23.047	84	40.552	1:57.108	69	53.852	1:58.364	47	1:00.861	1:56.374	47	1:12.221	1:57.027
84	30.815	2:24.083	69	42.650	1:58.154	791	56.435	1:59.124	69	1:06.808	1:59.381	69	1:20.423	1:59.282
69	31.867	2:25.135	791	44.473	1:59.201	52	59.556	1:59.588	791	1:09.421	1:59.411	91	1:21.071	1:55.317
791	32.643	2:25.911	95	46.950	2:00.308	38	59.714	1:59.765	52	1:10.389	1:57.258	791	1:23.379	1:59.625
27	33.627	2:26.895	38	47.111	2:00.079	95	1:00.592	2:00.804	91	1:11.421	1:56.216	52	1:23.431	1:58.709
95	34.013	2:27.281	52	47.130	1:59.274	785	1:01.511	1:59.176	38	1:13.396	2:00.107	95	1:29.282	2:00.853
38	34.403	2:27.671	27	47.587	2:01.331	91	1:01.630	1:56.148	95	1:14.096	1:59.929	785	1:29.417	2:00.565
52	35.227	2:28.495	11	49.255	2:01.134	11	1:03.045	2:00.952	785	1:14.519	1:59.433	11	1:30.247	1:59.651
11	35.492	2:28.760	785	49.497	2:00.864	771	1:03.968	2:00.865	11	1:16.263	1:59.643	38	1:32.900	2:05.171
785	36.004	2:29.272	771	50.265	2:01.364	28	1:19.211	2:03.953	771	1:17.821	2:00.278	771	1:33.432	2:01.278
771	36.272	2:29.540	91	52.644	2:25.651	54	1:20.188	2:04.232	28	1:36.049	2:03.263			
28	41.499	2:34.767	28	1:02.420	2:08.292				54	1:36.919	2:03.156			
54	41.663	2:34.931	54	1:03.118	2:08.826									
63	47.066	2:40.334	63	1:22.980	2:23.285									

Weather / Track : Cloudy / Dry

Brands Hatch GP

Circuit Length = 2.4332 miles

Start: 17:44 Flag 17:59 End: 18:04

Dunlop Mini 7 / Mini Miglia Championships supported by Mini Spares

RACE 13 - LAP CHART

LAP 6 @ 17:55:01.677			LAP 7 @ 17:56:48.204			LAP 8 @ 17:59:03.716		
NO	BEHIND	LAP TIME	NO	BEHIND	LAP TIME	NO	BEHIND	LAP TIME
80		1:47.693	80		1:46.527	80		2:15.512
1	0.279	1:47.816	23	0.591	1:46.826	23	0.789	2:15.710
23	0.292	1:47.384	1	0.656	1:46.904	1	1.626	2:16.482
21	0.812	1:47.270	21	0.699	1:46.414	21	2.964	2:17.777
83	1.511	1:47.287	83	1.006	1:46.022	83	3.878	2:18.384
88	7.260	1:48.296	88	9.209	1:48.476	785	1 Lap	2:24.772
85	7.462	1:47.247	85	9.322	1:48.387	95	1 Lap	2:24.857
28	1 Lap	2:05.430	77	9.717	1:48.091	11	1 Lap	2:25.633
77	8.153	1:47.481	6	10.630	1:48.018	38	1 Lap	2:24.931
6	9.139	1:47.525	20	11.467	1:48.525	88	8.877	2:15.180
20	9.469	1:46.653	13	11.797	1:47.987	77	10.149	2:15.944
13	10.337	1:46.844	28	1 Lap	2:07.932	85	10.892	2:17.082
54	1 Lap	2:10.002	54	1 Lap	2:05.875	6	12.263	2:17.145
8	53.448	1:55.281	8	1:05.222	1:58.301	13	12.550	2:16.265
3	1:00.788	1:53.785	3	1:11.782	1:57.521	20	13.337	2:17.382
46	1:01.088	1:53.700	46	1:12.383	1:57.822	28	1 Lap	2:26.025
24	1:12.221	1:55.213	24	1:21.444	1:55.750	54	1 Lap	2:24.652
5	1:14.231	1:56.384	5	1:27.950	2:00.246	8	1:03.146	2:13.436
2	1:14.433	1:56.221	2	1:28.732	2:00.826	3	1:04.017	2:07.747
10	1:14.895	1:55.847	10	1:29.916	2:01.548	46	1:04.648	2:07.777
9	1:15.595	1:57.212	9	1:30.949	2:01.881	24	1:05.113	1:59.181
7	1:15.953	1:56.392	7	1:31.334	2:01.908	5	1:14.575	2:02.137
37	1:16.057	1:55.778	37	1:32.238	2:02.708	2	1:16.679	2:03.459
84	1:16.760	1:56.658	84	1:33.382	2:03.149	10	1:16.985	2:02.581
47	1:22.549	1:58.021	47	1:38.575	2:02.553	9	1:17.756	2:02.319
91	1:30.181	1:56.803	91	1:42.249	1:58.595	7	1:18.944	2:03.122
69	1:32.731	2:00.001	69	1:58.526	2:12.322	37	1:19.534	2:02.808
52	1:32.904	1:57.166	52	1:59.002	2:12.625	84	1:21.032	2:03.162
791	1:34.244	1:58.558	791	1:59.656	2:11.939	47	1:33.041	2:09.978
785	1:41.742	2:00.018				91	1:33.469	2:06.732
95	1:42.589	2:01.000				69	2:06.149	2:23.135
11	1:42.887	2:00.333				52	2:07.264	2:23.774
38	1:44.715	1:59.508				791	2:07.819	2:23.675

Weather / Track : Cloudy / Dry

Dunlop Mini 7 / Mini Miglia Championships supported by Mini Spares

RACE 13 - POSITION CHART

No	Name	Lap Pos								
			1	2	3	4	5	6	7	8
50	DEEGAN	1	80	80	80	80	80	80	80	80
21	SMITH	2	21	21	21	1	1	1	23	23
1	ASTIN	3	1	1	1	21	23	23	1	1
80	SOLLIS	4	83	83	23	23	21	21	21	21
23	DEETH	5	23	23	83	83	83	83	83	83
83	PEACOCK	6	88	88	88	88	88	88	88	88
88	WHEELER	7	72	72	72	72	72	85	85	77
72	HOWARD	8	85	85	85	85	85	77	77	85
85	SUMMERHAYES	9	77	77	77	77	77	6	6	6
4	COULSON	10	20	20	6	6	6	20	20	13
77	KNIGHT	11	6	6	20	20	20	13	13	20
13	HARVEY	12	13	13	13	13	13	8	8	8
20	SIMS	13	8	8	8	8	8	3	3	3
6	LEMAY	14	91	46	46	3	3	46	46	46
8	HUMPHREYS	15	46	3	3	46	46	24	24	24
46	HUNTER	16	3	5	5	5	24	5	5	5
3	DAVIES	17	5	37	24	24	5	2	2	2
5	DAVIS	18	24	24	9	9	2	10	10	10
37	HUNT	19	37	10	37	2	9	9	9	9
9	WANSTALL	20	10	9	10	37	10	7	7	7
10	BUDD	21	9	2	2	10	7	37	37	37
24	DEVINY	22	49	49	7	7	84	84	84	84
49	BILLISON	23	7	7	84	84	37	47	47	47
7	MCDONALD	24	47	47	47	47	47	91	91	91
84	PEARSON	25	2	84	69	69	69	69	69	69
11	COOPER	26	84	69	791	791	91	52	52	52
47	BUDD	27	69	791	52	52	791	791	791	791
2	THOMAS	28	791	95	38	91	52	785	785	785
69	TRENCH	29	27	38	95	38	95	95	95	95
27	WINDOW	30	95	52	785	95	785	11	11	11
52	BURGE	31	38	27	91	785	11	38	38	38
791	TARLTON	32	52	11	11	11	38	28	28	28
38	HOPPER	33	11	785	771	771	771	54	54	54
95	PROCTOR	34	785	771	28	28	28			
785	COLLINS	35	771	91	54	54	54			
771	AFLECK	36	28	28	63	63				
28	BURGER	37	54	54						
792	SHEA	38	63	63						
63	ROBINSON	39								
54	FOX	40								
91	WARBURTON	41								

Weather / Track : Cloudy / Dry

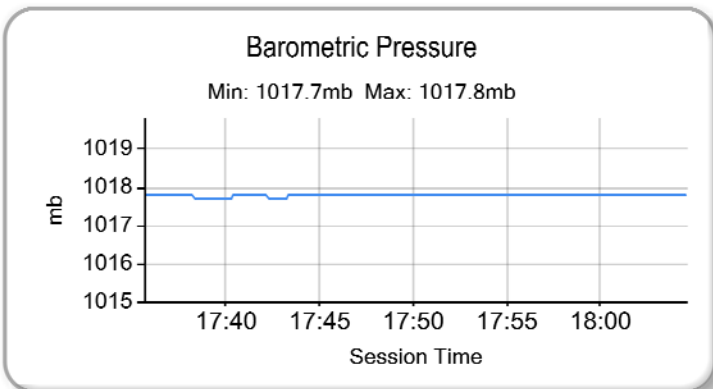
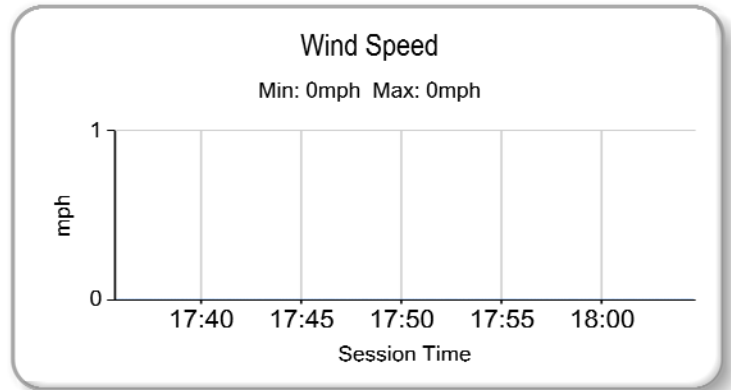
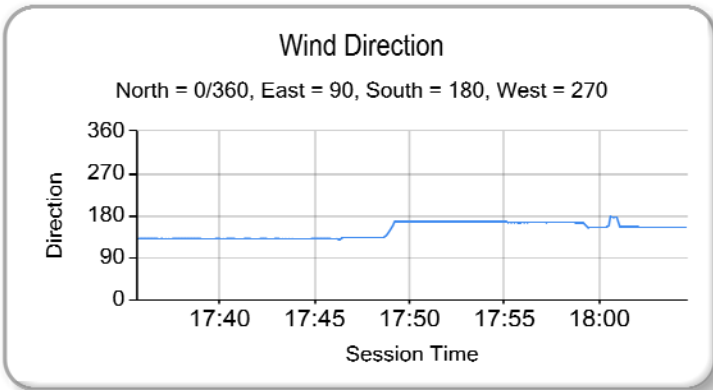
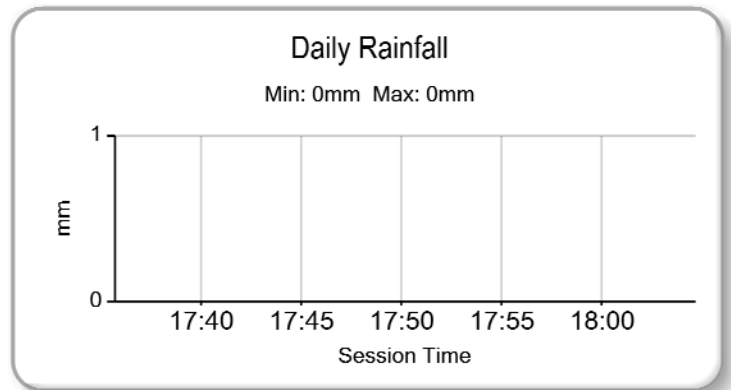
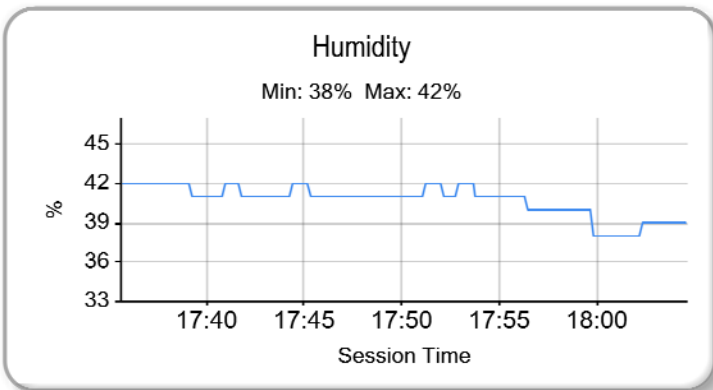
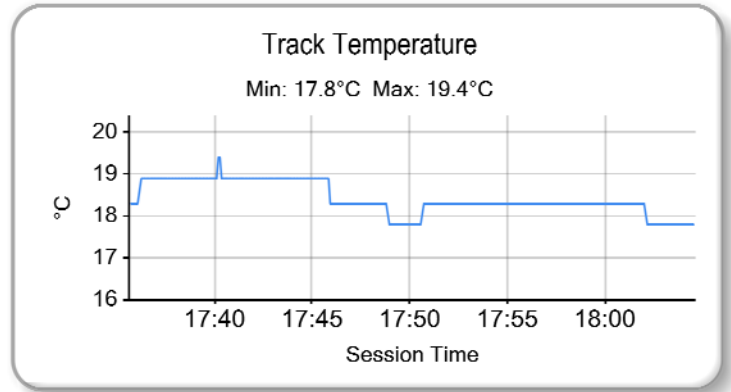
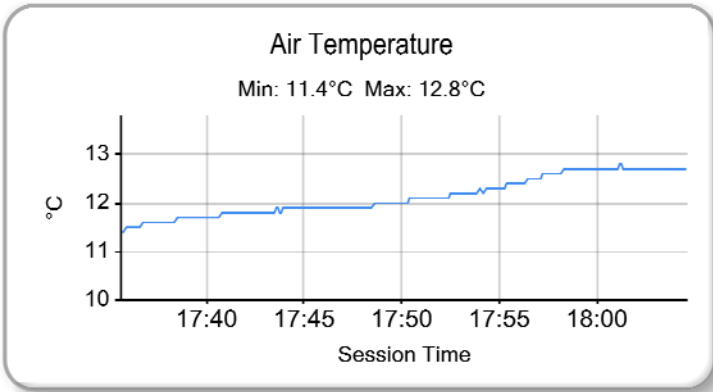
Brands Hatch GP
 Circuit Length = 2.4332 miles
 Start: 17:44 Flag 17:59 End: 18:04

Results can be found at www.tsl-timing.com

Printed - 18:13 Sunday, 17 April 2016

Dunlop Mini 7 / Mini Miglia Championships supported by Mini Spares

RACE 13 - WEATHER CONDITIONS



Weather / Track : Cloudy / Dry

Results can be found at www.tsl-timing.com

Brands Hatch GP
Circuit Length = 2.4332 miles
Start: 17:44 Flag 17:59 End: 18:04

Printed - 18:13 Sunday, 17 April 2016