



# BARC / DUNLOP NATIONAL CHAMPIONSHIP RACE MEETING

Croft

24<sup>th</sup> / 25<sup>th</sup> September 2011



Results Provided by Timing Solutions Ltd

[www.tsl-timing.com](http://www.tsl-timing.com)

# Dunlop Production Touring Car Trophy

## QUALIFYING - RACE 1 - CLASSIFICATION

POS	NO	CL	NAME	ENTRY	TIME	ON	LAPS	GAP	DIFF	MPH
1	5	A	<b>Gary DUCKMAN</b>	Seat Leon	<b>1:32.718</b>	9	10			82.50
2	2	A	<b>Thomas CARNABY</b>	Vauxhall Astra VXR	<b>1:33.183</b>	6	9	<b>0.465</b>	0.465	82.09
3	6	A	<b>Josh COOK</b>	Renault Megane	<b>1:33.540</b>	9	10	<b>0.822</b>	0.357	81.78
4	3	A	<b>Rob SMITH</b>	BMW 330D E90	<b>1:33.788</b>	5	9	<b>1.070</b>	0.248	81.56
5	1	A	<b>Adrian CHURCHILL</b>	Vauxhall Astra VXR	<b>1:33.868</b>	8	9	<b>1.150</b>	0.080	81.49
6	15	A	<b>Joseph GIRLING</b>	Vauxhall Astra	<b>1:34.067</b>	5	6	<b>1.349</b>	0.199	81.32
7	7	A	<b>Ryan BENSLEY</b>	Vauxhall Astra VXR	<b>1:35.115</b>	6	11	<b>2.397</b>	1.048	80.42
8	9	A	<b>Dan MALONE</b>	Seat Leon Cupra	<b>1:36.663</b>	6	6	<b>3.945</b>	1.548	79.14
9	28	A	<b>Steve JOHNSON</b>	Vauxhall Astra VXR	<b>1:36.684</b>	9	11	<b>3.966</b>	0.021	79.12
10	8	A	<b>Kevin GEORGE</b>	Vauxhall Astra	<b>1:36.949</b>	7	9	<b>4.231</b>	0.265	78.90
11	14	A	<b>Joe MCMILLIAN</b>	Seat Leon	<b>1:39.382</b>	6	7	<b>6.664</b>	2.433	76.97
12	35	B	<b>Phil BOLAND</b>	Skoda Fabia	<b>1:46.972</b>	5	6	<b>14.254</b>	7.590	71.51

Weather / Track : Cloudy / Dry

These results are provisional until the conclusion of any judicial and technical matters.

Croft

Circuit Length = 2.1250 miles

Start: 09:30 End: 09:51

Clerk of Course :

Timekeeper :

# Dunlop Production Touring Car Trophy

## QUALIFYING - RACE 1 - LAP ANALYSIS

<b>1</b>	<b>Adrian CHURCHILL</b>		A Vauxhall Astra VXR				
1 -	1:39.249	+ 5.381	9:33:40.349	6 -	1:34.114	+ 0.246	9:41:35.789
2 -	1:36.112	+ 2.244	9:35:16.461	7 -	1:34.112	+ 0.244	9:43:09.901
3 -	1:35.288	+ 1.420	9:36:51.749	8 -	<b>1:33.868</b>		<b>9:44:43.769</b>
4 -	1:35.529	+ 1.661	9:38:27.278	9 -	1:34.458	+ 0.590	9:46:18.227
5 -	1:34.397	+ 0.529	9:40:01.675				
<b>2</b>	<b>Thomas CARNABY</b>		A Vauxhall Astra VXR				
1 -	1:37.805	+ 4.622	9:34:56.012	6 -	<b>1:33.183</b>		<b>9:46:40.052</b>
2 -	1:34.258	+ 1.075	9:36:30.270	7 -	1:43.634	+ 10.451	9:48:23.686
3 -	1:36.291	+ 3.108	9:38:06.561	8 -	1:33.851	+ 0.668	9:49:57.537
4 -	5:26.715	+ 3:53.532	9:43:33.276	9 -	1:33.430	+ 0.247	9:51:30.967
5 -	1:33.593	+ 0.410	9:45:06.869				
<b>3</b>	<b>Rob SMITH</b>		A BMW 330D E90				
1 -	1:54.392	+ 20.604	9:34:15.677	6 -	5:47.484	+ 4:13.696	9:46:36.481
2 -	1:50.427	+ 16.639	9:36:06.104	7 -	1:48.389	+ 14.601	9:48:24.870
3 -	1:34.782	+ 0.994	9:37:40.886	8 -	1:34.294	+ 0.506	9:49:59.164
4 -	1:34.323	+ 0.535	9:39:15.209	9 -	1:34.332	+ 0.544	9:51:33.496
5 -	<b>1:33.788</b>		<b>9:40:48.997</b>				
<b>5</b>	<b>Gary DUCKMAN</b>		A Seat Leon				
1 -	1:46.637	+ 13.919	9:34:13.309	6 -	1:34.348	+ 1.630	9:42:11.663
2 -	1:39.798	+ 7.080	9:35:53.107	7 -	1:45.543	+ 12.825	9:43:57.206
3 -	1:34.770	+ 2.052	9:37:27.877	8 -	1:32.845	+ 0.127	9:45:30.051
4 -	1:35.061	+ 2.343	9:39:02.938	9 -	<b>1:32.718</b>		<b>9:47:02.769</b>
5 -	1:34.377	+ 1.659	9:40:37.315	10 -	1:49.764	+ 17.046	9:48:52.533
<b>6</b>	<b>Josh COOK</b>		A Renault Megane				
1 -	1:40.294	+ 6.754	9:33:49.657	6 -	1:34.745	+ 1.205	9:41:43.617
2 -	1:35.305	+ 1.765	9:35:24.962	7 -	1:34.524	+ 0.984	9:43:18.141
3 -	1:33.783	+ 0.243	9:36:58.745	8 -	1:34.101	+ 0.561	9:44:52.242
4 -	1:35.335	+ 1.795	9:38:34.080	9 -	<b>1:33.540</b>		<b>9:46:25.782</b>
5 -	1:34.792	+ 1.252	9:40:08.872	10 -	4:07.382	+ 2:33.842	9:50:33.164
<b>7</b>	<b>Ryan BENSLEY</b>		A Vauxhall Astra VXR				
1 -	1:45.508	+ 10.393	9:34:05.714	7 -	1:37.280	+ 2.165	9:43:51.088
2 -	1:39.651	+ 4.536	9:35:45.365	8 -	1:36.040	+ 0.925	9:45:27.128
3 -	1:37.500	+ 2.385	9:37:22.865	9 -	1:35.412	+ 0.297	9:47:02.540
4 -	1:37.134	+ 2.019	9:38:59.999	10 -	1:37.961	+ 2.846	9:48:40.501
5 -	1:38.694	+ 3.579	9:40:38.693	11 -	1:35.766	+ 0.651	9:50:16.267
6 -	<b>1:35.115</b>		<b>9:42:13.808</b>				
<b>8</b>	<b>Kevin GEORGE</b>		A Vauxhall Astra				
1 -	1:53.092	+ 16.143	9:34:10.478	6 -	1:37.482	+ 0.533	9:42:41.490
2 -	1:48.828	+ 11.879	9:35:59.306	7 -	<b>1:36.949</b>		<b>9:44:18.439</b>
3 -	1:44.857	+ 7.908	9:37:44.163	8 -	1:38.644	+ 1.695	9:45:57.083
4 -	1:41.222	+ 4.273	9:39:25.385	9 -	1:37.142	+ 0.193	9:47:34.225
5 -	1:38.623	+ 1.674	9:41:04.008				
<b>9</b>	<b>Dan MALONE</b>		A Seat Leon Cupra				
1 -	1:47.300	+ 10.637	9:38:24.855	4 -	6:01.300	+ 4:24.637	9:48:04.321
2 -	1:41.159	+ 4.496	9:40:06.014	5 -	1:40.954	+ 4.291	9:49:45.275
3 -	1:57.007	+ 20.344	9:42:03.021	6 -	<b>1:36.663</b>		<b>9:51:21.938</b>
<b>14</b>	<b>Joe MCMILLIAN</b>		A Seat Leon				
1 -	1:47.072	+ 7.690	9:34:15.136	5 -	1:39.876	+ 0.494	9:47:37.656
2 -	1:42.012	+ 2.630	9:35:57.148	6 -	<b>1:39.382</b>		<b>9:49:17.038</b>
3 -	8:18.227	+ 6:38.845	9:44:15.375	7 -	1:39.600	+ 0.218	9:50:56.638
4 -	1:42.405	+ 3.023	9:45:57.780				

Weather / Track : Cloudy / Dry

Croft  
Circuit Length = 2.1250 miles  
Start: 09:30 End: 09:51

**Dunlop Production Touring Car Trophy**  
**QUALIFYING - RACE 1 - LAP ANALYSIS**


<b>15</b>	<b>Joseph GIRLING</b>			A Vauxhall Astra			
1 -	1:48.216	+ 14.149	9:38:08.882	4 -	1:34.844	+ 0.777	9:46:04.822
2 -	4:46.931	+ 3:12.864	9:42:55.813	5 -	<b>1:34.067</b>		<b>9:47:38.889</b>
3 -	1:34.165	+ 0.098	9:44:29.978	6 -	1:34.848	+ 0.781	9:49:13.737
<b>28</b>	<b>Steve JOHNSON</b>			A Vauxhall Astra VXR			
1 -	1:57.054	+ 20.370	9:34:23.209	7 -	1:37.028	+ 0.344	9:44:22.773
2 -	1:45.059	+ 8.375	9:36:08.268	8 -	1:49.457	+ 12.773	9:46:12.230
3 -	1:42.084	+ 5.400	9:37:50.352	9 -	<b>1:36.684</b>		<b>9:47:48.914</b>
4 -	1:39.044	+ 2.360	9:39:29.396	10 -	1:36.754	+ 0.070	9:49:25.668
5 -	1:38.222	+ 1.538	9:41:07.618	11 -	1:37.697	+ 1.013	9:51:03.365
6 -	1:38.127	+ 1.443	9:42:45.745				
<b>35</b>	<b>Phil BOLAND</b>			B Skoda Fabia			
1 -	1:49.327	+ 2.355	9:34:25.329	4 -	1:47.905	+ 0.933	9:39:49.494
2 -	1:47.716	+ 0.744	9:36:13.045	5 -	<b>1:46.972</b>		<b>9:41:36.466</b>
3 -	1:48.544	+ 1.572	9:38:01.589	6 -	1:47.469	+ 0.497	9:43:23.935

Weather / Track : Cloudy / Dry

Croft  
 Circuit Length = 2.1250 miles  
 Start: 09:30 End: 09:51

# Dunlop Production Touring Car Trophy

## RACE 1 - GRID

ROW 6	14	1:39.382 Joe MCMILLIAN	35	1:46.972 Phil BOLAND
ROW 5	28	1:36.684 Steve JOHNSON	8	1:36.949 Kevin GEORGE
ROW 4	7	1:35.115 Ryan BENSLEY	9	1:36.663 Dan MALONE
ROW 3	1	1:33.868 Adrian CHURCHILL	15	1:34.067 Joseph GIRLING
ROW 2	6	1:33.540 Josh COOK	3	1:33.788 Rob SMITH
ROW 1	5	1:32.718 Gary DUCKMAN	2	1:33.183 Thomas CARNABY
<b>Pole</b>				
				

Croft  
Circuit Length = 2.1250 miles

**These results are provisional until the conclusion of any judicial and technical matters.**

Clerk of Course :		Timekeeper :
-------------------	--	--------------

# Dunlop Mini Se7en Challenge

## QUALIFYING - RACE 2 - CLASSIFICATION

POS	NO	CL	NAME	ENTRY	TIME	ON	LAPS	GAP	DIFF	MPH
1	2		Andrew DEVINY	Mini Seven	1:46.371	4	8			71.91
2	46		Max HUNTER	Mini Seven	1:47.032	4	7	0.661	0.661	71.47
3	35		Paul SPARK	Mini Seven	1:47.088	6	7	0.717	0.056	71.43
4	6		James COULSON	Mini Seven	1:47.581	5	8	1.210	0.493	71.11
5	5		Graeme DAVIS	Mini Seven	1:47.723	3	8	1.352	0.142	71.01
6	8		Gareth HUNT	Mini Seven	1:49.084	4	7	2.713	1.361	70.13
7	77		Tristen KNIGHT	Mini Seven	1:49.104	5	7	2.733	0.020	70.11
8	36		Damon ASTIN	Mini Seven	1:49.253	7	7	2.882	0.149	70.02
9	28		Jabez DYER	Mini Seven	1:49.594	4	7	3.223	0.341	69.80
10	9		Darren THOMAS	Mini Seven	1:49.719	5	6	3.348	0.125	69.72
11	87		Ashley DAVIES	Mini Seven	1:49.799	7	7	3.428	0.080	69.67
12	91		Julian AFFLECK	Mini Seven	1:50.382	3	7	4.011	0.583	69.30
13	88		Kieren MCDONALD	Mini Seven	1:51.135	5	7	4.764	0.753	68.83
14	38		Steven HOPPER	Mini Seven	1:51.321	4	7	4.950	0.186	68.72
15	44		Adam SMITH	Mini Seven	1:51.354	5	7	4.983	0.033	68.70
16	95		Julian PROCTOR	Mini Seven	1:52.390	7	7	6.019	1.036	68.06
17	60		Malcom KEAT	Mini Se7en	1:52.551	5	7	6.180	0.161	67.97
18	25		Mike RAYNER	Mini Seven	1:52.679	6	7	6.308	0.128	67.89
19	69		Steve TRENCH	Mini Seven	1:53.690	7	7	7.319	1.011	67.28
20	92		Kevin O'SHEA	Mini Seven	1:56.738	7	7	10.367	3.048	65.53
21	63		David ROBINSON	Mini Seven		0	0			

Weather / Track : Sunny / Dry

These results are provisional until the conclusion of any judicial and technical matters.

Croft

Circuit Length = 2.1250 miles

Start: 09:58 End: 10:15

Clerk of Course :

Timekeeper :

## Dunlop Mini Se7en Challenge

### QUALIFYING - RACE 2 - LAP ANALYSIS

<b>2</b>	<b>Andrew DEVINY</b>			Mini Seven			
1 -	1:47.372	+ 1.001	10:02:27.788	5 -	1:46.990	+ 0.619	10:09:34.696
2 -	1:46.956	+ 0.585	10:04:14.744	6 -	1:47.627	+ 1.256	10:11:22.323
3 -	1:46.591	+ 0.220	10:06:01.335	7 -	1:46.675	+ 0.304	10:13:08.998
4 -	<b>1:46.371</b>		<b>10:07:47.706</b>	8 -	2:11.527	+ 25.156	10:15:20.525
<b>5</b>	<b>Graeme DAVIS</b>			Mini Seven			
1 -	1:55.443	+ 7.720	10:02:30.114	5 -	1:47.826	+ 0.103	10:09:41.805
2 -	1:47.915	+ 0.192	10:04:18.029	6 -	1:48.449	+ 0.726	10:11:30.254
3 -	<b>1:47.723</b>		<b>10:06:05.752</b>	7 -	1:50.830	+ 3.107	10:13:21.084
4 -	1:48.227	+ 0.504	10:07:53.979	8 -	1:48.049	+ 0.326	10:15:09.133
<b>6</b>	<b>James COULSON</b>			Mini Seven			
1 -	1:50.747	+ 3.166	10:02:33.096	5 -	<b>1:47.581</b>		<b>10:09:44.078</b>
2 -	1:48.106	+ 0.525	10:04:21.202	6 -	1:47.736	+ 0.155	10:11:31.814
3 -	1:47.688	+ 0.107	10:06:08.890	7 -	1:47.767	+ 0.186	10:13:19.581
4 -	1:47.607	+ 0.026	10:07:56.497	8 -	1:48.429	+ 0.848	10:15:08.010
<b>8</b>	<b>Gareth HUNT</b>			Mini Seven			
1 -	1:51.026	+ 1.942	10:02:55.500	5 -	1:49.391	+ 0.307	10:10:13.234
2 -	1:49.904	+ 0.820	10:04:45.404	6 -	1:50.158	+ 1.074	10:12:03.392
3 -	1:49.355	+ 0.271	10:06:34.759	7 -	1:49.978	+ 0.894	10:13:53.370
4 -	<b>1:49.084</b>		<b>10:08:23.843</b>				
<b>9</b>	<b>Darren THOMAS</b>			Mini Seven			
1 -	1:53.172	+ 3.453	10:02:34.744	4 -	1:50.107	+ 0.388	10:08:05.151
2 -	1:50.334	+ 0.615	10:04:25.078	5 -	<b>1:49.719</b>		<b>10:09:54.870</b>
3 -	1:49.966	+ 0.247	10:06:15.044	6 -	1:50.495	+ 0.776	10:11:45.365
<b>25</b>	<b>Mike RAYNER</b>			Mini Seven			
1 -	2:07.383	+ 14.704	10:03:18.712	5 -	1:55.025	+ 2.346	10:11:02.377
2 -	2:00.710	+ 8.031	10:05:19.422	6 -	<b>1:52.679</b>		<b>10:12:55.056</b>
3 -	1:54.669	+ 1.990	10:07:14.091	7 -	1:53.113	+ 0.434	10:14:48.169
4 -	1:53.261	+ 0.582	10:09:07.352				
<b>28</b>	<b>Jabez DYER</b>			Mini Seven			
1 -	1:54.410	+ 4.816	10:02:51.957	5 -	1:51.202	+ 1.608	10:10:14.468
2 -	1:51.379	+ 1.785	10:04:43.336	6 -	1:50.717	+ 1.123	10:12:05.185
3 -	1:50.336	+ 0.742	10:06:33.672	7 -	1:50.844	+ 1.250	10:13:56.029
4 -	<b>1:49.594</b>		<b>10:08:23.266</b>				
<b>35</b>	<b>Paul SPARK</b>			Mini Seven			
1 -	1:53.431	+ 6.343	10:03:14.784	5 -	1:48.043	+ 0.955	10:10:26.484
2 -	1:47.969	+ 0.881	10:05:02.753	6 -	<b>1:47.088</b>		<b>10:12:13.572</b>
3 -	1:47.832	+ 0.744	10:06:50.585	7 -	2:03.210	+ 16.122	10:14:16.782
4 -	1:47.856	+ 0.768	10:08:38.441				
<b>36</b>	<b>Damon ASTIN</b>			Mini Seven			
1 -	1:59.813	+ 10.560	10:03:18.915	5 -	1:49.303	+ 0.050	10:10:42.942
2 -	1:53.049	+ 3.796	10:05:11.964	6 -	1:50.352	+ 1.099	10:12:33.294
3 -	1:50.811	+ 1.558	10:07:02.775	7 -	<b>1:49.253</b>		<b>10:14:22.547</b>
4 -	1:50.864	+ 1.611	10:08:53.639				
<b>38</b>	<b>Steven HOPPER</b>			Mini Seven			
1 -	1:56.246	+ 4.925	10:02:58.540	5 -	1:51.948	+ 0.627	10:10:27.122
2 -	1:53.328	+ 2.007	10:04:51.868	6 -	1:52.283	+ 0.962	10:12:19.405
3 -	1:51.985	+ 0.664	10:06:43.853	7 -	2:06.478	+ 15.157	10:14:25.883
4 -	<b>1:51.321</b>		<b>10:08:35.174</b>				
<b>44</b>	<b>Adam SMITH</b>			Mini Seven			
1 -	1:52.092	+ 0.738	10:03:03.235	5 -	<b>1:51.354</b>		<b>10:10:32.185</b>

Weather / Track : Sunny / Dry

Croft  
Circuit Length = 2.1250 miles  
Start: 09:58 End: 10:15

## Dunlop Mini Se7en Challenge

### QUALIFYING - RACE 2 - LAP ANALYSIS

2 -	1:53.887	+ 2.533	10:04:57.122	6 -	1:51.890	+ 0.536	10:12:24.075
3 -	1:51.416	+ 0.062	10:06:48.538	7 -	1:52.284	+ 0.930	10:14:16.359
4 -	1:52.293	+ 0.939	10:08:40.831				
<b>46</b>	<b>Max HUNTER</b>			Mini Seven			
1 -	1:48.187	+ 1.155	10:02:49.383	5 -	1:47.279	+ 0.247	10:10:04.907
2 -	1:52.963	+ 5.931	10:04:42.346	6 -	1:52.765	+ 5.733	10:11:57.672
3 -	1:48.250	+ 1.218	10:06:30.596	7 -	1:47.173	+ 0.141	10:13:44.845
4 -	<b>1:47.032</b>		<b>10:08:17.628</b>				
<b>60</b>	<b>Malcom KEAT</b>			Mini Se7en			
1 -	1:54.904	+ 2.353	10:02:39.154	5 -	<b>1:52.551</b>		<b>10:10:23.239</b>
2 -	2:02.580	+ 10.029	10:04:41.734	6 -	1:56.772	+ 4.221	10:12:20.011
3 -	1:55.531	+ 2.980	10:06:37.265	7 -	1:53.826	+ 1.275	10:14:13.837
4 -	1:53.423	+ 0.872	10:08:30.688				
<b>63</b>	<b>David ROBINSON</b>			Mini Seven			
<b>69</b>	<b>Steve TRENCH</b>			Mini Seven			
1 -	2:01.933	+ 8.243	10:03:21.045	5 -	1:55.447	+ 1.757	10:11:00.746
2 -	1:56.169	+ 2.479	10:05:17.214	6 -	1:56.191	+ 2.501	10:12:56.937
3 -	1:53.841	+ 0.151	10:07:11.055	7 -	<b>1:53.690</b>		<b>10:14:50.627</b>
4 -	1:54.244	+ 0.554	10:09:05.299				
<b>77</b>	<b>Tristen KNIGHT</b>			Mini Seven			
1 -	1:55.714	+ 6.610	10:03:15.491	5 -	<b>1:49.104</b>		<b>10:10:34.602</b>
2 -	1:50.272	+ 1.168	10:05:05.763	6 -	1:49.967	+ 0.863	10:12:24.569
3 -	1:49.826	+ 0.722	10:06:55.589	7 -	1:49.942	+ 0.838	10:14:14.511
4 -	1:49.909	+ 0.805	10:08:45.498				
<b>87</b>	<b>Ashley DAVIES</b>			Mini Seven			
1 -	2:00.829	+ 11.030	10:03:21.397	5 -	1:51.297	+ 1.498	10:10:49.989
2 -	1:54.996	+ 5.197	10:05:16.393	6 -	1:50.290	+ 0.491	10:12:40.279
3 -	1:51.658	+ 1.859	10:07:08.051	7 -	<b>1:49.799</b>		<b>10:14:30.078</b>
4 -	1:50.641	+ 0.842	10:08:58.692				
<b>88</b>	<b>Kieren MCDONALD</b>			Mini Seven			
1 -	1:53.261	+ 2.126	10:02:56.675	5 -	<b>1:51.135</b>		<b>10:10:25.273</b>
2 -	1:53.049	+ 1.914	10:04:49.724	6 -	1:52.113	+ 0.978	10:12:17.386
3 -	1:52.364	+ 1.229	10:06:42.088	7 -	1:52.446	+ 1.311	10:14:09.832
4 -	1:52.050	+ 0.915	10:08:34.138				
<b>91</b>	<b>Julian AFFLECK</b>			Mini Seven			
1 -	2:02.619	+ 12.237	10:03:18.505	5 -	1:51.108	+ 0.726	10:10:43.280
2 -	1:51.944	+ 1.562	10:05:10.449	6 -	1:59.152	+ 8.770	10:12:42.432
3 -	<b>1:50.382</b>		<b>10:07:00.831</b>	7 -	1:58.670	+ 8.288	10:14:41.102
4 -	1:51.341	+ 0.959	10:08:52.172				
<b>92</b>	<b>Kevin O'SHEA</b>			Mini Seven			
1 -	2:01.884	+ 5.146	10:02:58.597	5 -	1:57.090	+ 0.352	10:10:51.766
2 -	1:58.274	+ 1.536	10:04:56.871	6 -	1:57.038	+ 0.300	10:12:48.804
3 -	1:57.126	+ 0.388	10:06:53.997	7 -	<b>1:56.738</b>		<b>10:14:45.542</b>
4 -	2:00.679	+ 3.941	10:08:54.676				
<b>95</b>	<b>Julian PROCTOR</b>			Mini Seven			
1 -	2:04.701	+ 12.311	10:03:20.649	5 -	1:54.071	+ 1.681	10:11:09.639
2 -	2:03.211	+ 10.821	10:05:23.860	6 -	1:52.858	+ 0.468	10:13:02.497
3 -	1:56.950	+ 4.560	10:07:20.810	7 -	<b>1:52.390</b>		<b>10:14:54.887</b>
4 -	1:54.758	+ 2.368	10:09:15.568				

Weather / Track : Sunny / Dry

Croft  
Circuit Length = 2.1250 miles  
Start: 09:58 End: 10:15



# Dunlop Mini Se7en Challenge

## RACE 2 - GRID

ROW 11	63 David ROBINSON		
ROW 10	1:53.690 69 Steve TRENCH		1:56.738 92 Kevin O'SHEA
ROW 9	1:52.551 60 Malcom KEAT	1:52.679 25 Mike RAYNER	
ROW 8	1:51.354 44 Adam SMITH		1:52.390 95 Julian PROCTOR
ROW 7	1:51.135 88 Kieren MCDONALD	1:51.321 38 Steven HOPPER	
ROW 6	1:49.799 87 Ashley DAVIES		1:50.382 91 Julian AFFLECK
ROW 5	1:49.594 28 Jabez DYER	1:49.719 9 Darren THOMAS	
ROW 4	1:49.104 77 Tristen KNIGHT		1:49.253 36 Damon ASTIN
ROW 3	1:47.723 5 Graeme DAVIS	1:49.084 8 Gareth HUNT	
ROW 2	1:47.088 35 Paul SPARK		1:47.581 6 James COULSON
ROW 1	1:46.371 2 Andrew DEVINY	1:47.032 46 Max HUNTER	

**Pole**

Croft  
Circuit Length = 2.1250 miles

**These results are provisional until the conclusion of any judicial and technical matters.**

Clerk of Course :		Timekeeper :
-------------------	--	--------------

# Dunlop Mini Se7en Challenge

## RACE 10 - GRID

ROW 11	63	David ROBINSON		
ROW 10		1:53.841	69	Steve TRENCH
				1:57.038
			92	Kevin O'SHEA
ROW 9	1:53.113	25	Mike RAYNER	
		1:53.423	60	Malcom KEAT
ROW 8		1:52.050	88	Kieren MCDONALD
				1:52.858
			95	Julian PROCTOR
ROW 7	1:51.416	44	Adam SMITH	
		1:51.948	38	Steven HOPPER
ROW 6		1:50.336	28	Jabez DYER
				1:51.108
			91	Julian AFFLECK
ROW 5	1:49.966	9	Darren THOMAS	
		1:50.290	87	Ashley DAVIES
ROW 4		1:49.355	8	Gareth HUNT
				1:49.826
			77	Tristen KNIGHT
ROW 3	1:47.832	35	Paul SPARK	
		1:49.303	36	Damon ASTIN
ROW 2		1:47.607	6	James COULSON
				1:47.826
			5	Graeme DAVIS
ROW 1	1:46.591	2	Andrew DEVINY	
		1:47.173	46	Max HUNTER
<b>Pole</b>				

Croft  
Circuit Length = 2.1250 miles

**These results are provisional until the conclusion of any judicial and technical matters.**

Clerk of Course :		Timekeeper :
-------------------	--	--------------

# Intersteps Championship

## QUALIFYING - RACE 3 - CLASSIFICATION

POS	NO	CL	NAME	NAT	ENTRY	TIME	ON	LAPS	GAP	DIFF	MPH
1	1		<b>Patryk SZCZEBINSKI</b>	POL	Mygale FB08 - Falcon Motorsport	<b>1:23.515</b>	9	9			91.60
2	11		<b>Jake DENNIS</b>	GBR	Mygale FB08 - Fortec Motorsport	<b>1:23.577</b>	8	9	<b>0.062</b>	0.062	91.53
3	12		<b>Ed JONES</b>	GBR	Mygale FB08 - Fortec Motorsport	<b>1:23.593</b>	8	9	<b>0.078</b>	0.016	91.51
4	54		<b>James PEACE</b>	GBR	Mygale FB08 - MGR Motaworld	<b>1:23.778</b>	8	9	<b>0.263</b>	0.185	91.31
5	10		<b>Alex WALKER</b>	GBR	Mygale FB08 - Fortec Motorsport	<b>1:24.120</b>	9	9	<b>0.605</b>	0.342	90.94
6	16		<b>Sarah MOORE</b>	GBR	Mygale FB08 - Tockwith Motorsport	<b>1:24.336</b>	7	7	<b>0.821</b>	0.216	90.70
7	3		<b>Jake DALTON</b>	GBR	Mygale FB08 - Falcon Motorsport	<b>1:24.809</b>	9	9	<b>1.294</b>	0.473	90.20
8	2		<b>James NUTBROWN</b>	GBR	Mygale FB08 - Falcon Motorsport	<b>1:25.716</b>	8	9	<b>2.201</b>	0.907	89.24
9	17		<b>Jake JACKSON</b>	GBR	Mygale FB08 - Tockwith Motorsport	<b>1:28.023</b>	8	9	<b>4.508</b>	2.307	86.91

**CAR 1 - TRANSPONDER NOT WORKING - FIX OR YOU WILL BE IGNORED IN THE RACE**

**Weather / Track : Sunny / Dry**

**These results are provisional until the conclusion of any judicial and technical matters.**

Croft

Circuit Length = 2.1250 miles

Start: 10:20 End: 10:52

Clerk of Course :

Timekeeper :

# Intersteps Championship

## QUALIFYING - RACE 11 - CLASSIFICATION

POS	NO	CL	NAME	NAT	ENTRY	TIME	ON	LAPS	GAP	DIFF	MPH
1	1		<b>Patryk SZCZEBINSKI</b>	POL	Mygale FB08 - Falcon Motorsport	<b>1:22.932</b>	6	8			92.24
2	11		<b>Jake DENNIS</b>	GBR	Mygale FB08 - Fortec Motorsport	<b>1:23.104</b>	6	7	<b>0.172</b>	0.172	92.05
3	12		<b>Ed JONES</b>	GBR	Mygale FB08 - Fortec Motorsport	<b>1:23.363</b>	5	8	<b>0.431</b>	0.259	91.76
4	54		<b>James PEACE</b>	GBR	Mygale FB08 - MGR Motaworld	<b>1:23.397</b>	8	8	<b>0.465</b>	0.034	91.73
5	3		<b>Jake DALTON</b>	GBR	Mygale FB08 - Falcon Motorsport	<b>1:23.944</b>	8	9	<b>1.012</b>	0.547	91.13
6	16		<b>Sarah MOORE</b>	GBR	Mygale FB08 - Tockwith Motorsport	<b>1:23.988</b>	1	7	<b>1.056</b>	0.044	91.08
7	10		<b>Alex WALKER</b>	GBR	Mygale FB08 - Fortec Motorsport	<b>1:23.995</b>	1	2	<b>1.063</b>	0.007	91.07
8	2		<b>James NUTBROWN</b>	GBR	Mygale FB08 - Falcon Motorsport	<b>1:24.772</b>	6	8	<b>1.840</b>	0.777	90.24
9	17		<b>Jake JACKSON</b>	GBR	Mygale FB08 - Tockwith Motorsport	<b>1:28.085</b>	2	9	<b>5.153</b>	3.313	86.84

**CAR 1 - TRANSPONDER NOT WORKING - FIX OR YOU WILL BE IGNORED IN THE RACE**

**Weather / Track : Sunny / Dry**

**These results are provisional until the conclusion of any judicial and technical matters.**

Croft

Circuit Length = 2.1250 miles

Start: 10:35 End: 10:52

Clerk of Course :

Timekeeper :

# Intersteps Championship

## QUALIFYING - RACE 3, 11 & 18 - LAP ANALYSIS

<b>1</b>	<b>Patryk SZCZEBINSKI (POL)</b>			Mygale FB08 - Falcon Motorsport			
1 -	1:42.106	+ 19.174	10:24:56.788	10 -	1:23.405	+ 0.473	10:37:51.686
2 -	1:33.659	+ 10.727	10:26:30.447	11 -	5:07.078	+ 3:44.146	10:42:58.764
3 -	1:26.874	+ 3.942	10:27:57.321	12 -	1:31.232	+ 8.300	10:44:29.996
4 -	1:24.997	+ 2.065	10:29:22.318	13 -	1:27.303	+ 4.371	10:45:57.299
5 -	1:24.079	+ 1.147	10:30:46.397	14 -	1:23.208	+ 0.276	10:47:20.507
6 -	1:23.966	+ 1.034	10:32:10.363	15 -	<b>1:22.932</b>		<b>10:48:43.439</b>
7 -	1:23.556	+ 0.624	10:33:33.919	16 -	1:40.292	+ 17.360	10:50:23.731
8 -	1:30.847	+ 7.915	10:35:04.766	17 -	1:23.267	+ 0.335	10:51:46.998
9 -	1:23.515	+ 0.583	10:36:28.281				
<b>2</b>	<b>James NUTBROWN (GBR)</b>			Mygale FB08 - Falcon Motorsport			
1 -	1:44.440	+ 19.668	10:25:00.994	10 -	1:26.228	+ 1.456	10:38:11.283
2 -	1:33.654	+ 8.882	10:26:34.648	11 -	1:25.823	+ 1.051	10:39:37.106
3 -	1:30.213	+ 5.441	10:28:04.861	12 -	4:50.674	+ 3:25.902	10:44:27.780
4 -	1:28.244	+ 3.472	10:29:33.105	13 -	1:32.175	+ 7.403	10:45:59.955
5 -	1:27.073	+ 2.301	10:31:00.178	14 -	1:26.696	+ 1.924	10:47:26.651
6 -	1:26.633	+ 1.861	10:32:26.811	15 -	<b>1:24.772</b>		<b>10:48:51.423</b>
7 -	1:26.366	+ 1.594	10:33:53.177	16 -	1:26.890	+ 2.118	10:50:18.313
8 -	1:25.716	+ 0.944	10:35:18.893	17 -	1:25.346	+ 0.574	10:51:43.659
9 -	1:26.162	+ 1.390	10:36:45.055				
<b>3</b>	<b>Jake DALTON (GBR)</b>			Mygale FB08 - Falcon Motorsport			
1 -	1:38.852	+ 14.908	10:24:14.490	10 -	4:34.893	+ 3:10.949	10:40:21.147
2 -	1:29.946	+ 6.002	10:25:44.436	11 -	1:26.668	+ 2.724	10:41:47.815
3 -	1:28.204	+ 4.260	10:27:12.640	12 -	1:25.067	+ 1.123	10:43:12.882
4 -	1:26.800	+ 2.856	10:28:39.440	13 -	1:24.996	+ 1.052	10:44:37.878
5 -	1:25.698	+ 1.754	10:30:05.138	14 -	1:25.174	+ 1.230	10:46:03.052
6 -	1:25.125	+ 1.181	10:31:30.263	15 -	1:24.329	+ 0.385	10:47:27.381
7 -	1:25.882	+ 1.938	10:32:56.145	16 -	1:27.793	+ 3.849	10:48:55.174
8 -	1:25.300	+ 1.356	10:34:21.445	17 -	<b>1:23.944</b>		<b>10:50:19.118</b>
9 -	1:24.809	+ 0.865	10:35:46.254	18 -	1:31.109	+ 7.165	10:51:50.227
<b>10</b>	<b>Alex WALKER (GBR)</b>			Mygale FB08 - Fortec Motorsport			
1 -	1:29.508	+ 5.513	10:24:26.315	7 -	1:24.442	+ 0.447	10:33:03.839
2 -	1:30.993	+ 6.998	10:25:57.308	8 -	1:24.354	+ 0.359	10:34:28.193
3 -	1:26.834	+ 2.839	10:27:24.142	9 -	1:24.120	+ 0.125	10:35:52.313
4 -	1:25.865	+ 1.870	10:28:50.007	10 -	<b>1:23.995</b>		<b>10:37:16.308</b>
5 -	1:24.987	+ 0.992	10:30:14.994	11 -	3:45.106	+ 2:21.111	10:41:01.414
6 -	1:24.403	+ 0.408	10:31:39.397				
<b>11</b>	<b>Jake DENNIS (GBR)</b>			Mygale FB08 - Fortec Motorsport			
1 -	1:33.166	+ 10.062	10:25:26.329	9 -	1:23.729	+ 0.625	10:36:55.089
2 -	1:29.286	+ 6.182	10:26:55.615	10 -	1:23.409	+ 0.305	10:38:18.498
3 -	1:26.213	+ 3.109	10:28:21.828	11 -	5:53.984	+ 4:30.880	10:44:12.482
4 -	1:24.673	+ 1.569	10:29:46.501	12 -	1:57.668	+ 34.564	10:46:10.150
5 -	1:23.708	+ 0.604	10:31:10.209	13 -	1:30.136	+ 7.032	10:47:40.286
6 -	1:23.690	+ 0.586	10:32:33.899	14 -	1:23.247	+ 0.143	10:49:03.533
7 -	1:33.884	+ 10.780	10:34:07.783	15 -	<b>1:23.104</b>		<b>10:50:26.637</b>
8 -	1:23.577	+ 0.473	10:35:31.360	16 -	1:23.174	+ 0.070	10:51:49.811
<b>12</b>	<b>Ed JONES (GBR)</b>			Mygale FB08 - Fortec Motorsport			
1 -	1:35.112	+ 11.749	10:24:32.110	10 -	1:23.532	+ 0.169	10:37:18.837
2 -	1:27.753	+ 4.390	10:25:59.863	11 -	5:15.411	+ 3:52.048	10:42:34.248
3 -	1:27.316	+ 3.953	10:27:27.179	12 -	1:24.980	+ 1.617	10:43:59.228
4 -	1:25.255	+ 1.892	10:28:52.434	13 -	1:24.795	+ 1.432	10:45:24.023
5 -	1:24.221	+ 0.858	10:30:16.655	14 -	<b>1:23.363</b>		<b>10:46:47.386</b>
6 -	1:24.602	+ 1.239	10:31:41.257	15 -	1:23.469	+ 0.106	10:48:10.855
7 -	1:23.888	+ 0.525	10:33:05.145	16 -	1:23.447	+ 0.084	10:49:34.302
8 -	1:23.593	+ 0.230	10:34:28.738	17 -	1:23.420	+ 0.057	10:50:57.722
9 -	1:26.567	+ 3.204	10:35:55.305				

CAR 1 - TRANSPONDER NOT WORKING - FIX OR YOU WILL BE IGNORED IN THE RACE

Weather / Track : Sunny / Dry

Croft  
Circuit Length = 2.1250 miles  
Start: 10:20 End: 10:52

# Intersteps Championship

## QUALIFYING - RACE 3, 11 & 18 - LAP ANALYSIS

<b>16 Sarah MOORE (GBR)</b>		Mygale FB08 - Tockwith Motorsport					
1 -	1:29.929	+ 5.941	10:24:28.288	<b>8 -</b>	<b>1:23.988</b>	<b>10:38:22.663</b>	
2 -	1:30.829	+ 6.841	10:25:59.117	9 -	1:24.439	+ 0.451	10:39:47.102
3 -	1:27.849	+ 3.861	10:27:26.966	10 -	1:24.149	+ 0.161	10:41:11.251
4 -	1:27.443	+ 3.455	10:28:54.409	11 -	4:34.267	+ 3:10.279	10:45:45.518
5 -	5:14.820	+ 3:50.832	10:34:09.229	12 -	1:24.662	+ 0.674	10:47:10.180
6 -	1:25.110	+ 1.122	10:35:34.339	13 -	1:25.764	+ 1.776	10:48:35.944
7 -	1:24.336	+ 0.348	10:36:58.675	14 -	1:24.809	+ 0.821	10:50:00.753
<b>17 Jake JACKSON (GBR)</b>		Mygale FB08 - Tockwith Motorsport					
1 -	1:35.992	+ 7.969	10:24:29.641	10 -	1:29.139	+ 1.116	10:37:53.758
2 -	1:32.157	+ 4.134	10:26:01.798	11 -	1:28.085	+ 0.062	10:39:21.843
3 -	1:29.993	+ 1.970	10:27:31.791	12 -	1:35.388	+ 7.365	10:40:57.231
4 -	1:28.298	+ 0.275	10:29:00.089	13 -	1:29.071	+ 1.048	10:42:26.302
5 -	1:29.632	+ 1.609	10:30:29.721	14 -	1:30.756	+ 2.733	10:43:57.058
6 -	1:28.817	+ 0.794	10:31:58.538	15 -	1:30.301	+ 2.278	10:45:27.359
7 -	1:29.939	+ 1.916	10:33:28.477	16 -	1:29.141	+ 1.118	10:46:56.500
8 -	<b>1:28.023</b>		<b>10:34:56.500</b>	17 -	1:28.790	+ 0.767	10:48:25.290
9 -	1:28.119	+ 0.096	10:36:24.619	18 -	1:28.396	+ 0.373	10:49:53.686
<b>54 James PEACE (GBR)</b>		Mygale FB08 - MGR Motaworld					
1 -	1:42.561	+ 19.164	10:24:36.908	10 -	1:24.139	+ 0.742	10:37:29.353
2 -	1:27.778	+ 4.381	10:26:04.686	11 -	1:23.880	+ 0.483	10:38:53.233
3 -	1:25.714	+ 2.317	10:27:30.400	12 -	5:26.449	+ 4:03.052	10:44:19.682
4 -	1:26.175	+ 2.778	10:28:56.575	13 -	1:27.039	+ 3.642	10:45:46.721
5 -	1:24.629	+ 1.232	10:30:21.204	14 -	1:24.355	+ 0.958	10:47:11.076
6 -	1:24.623	+ 1.226	10:31:45.827	15 -	1:24.190	+ 0.793	10:48:35.266
7 -	1:24.287	+ 0.890	10:33:10.114	16 -	1:32.956	+ 9.559	10:50:08.222
8 -	1:23.778	+ 0.381	10:34:33.892	17 -	<b>1:23.397</b>		<b>10:51:31.619</b>
9 -	1:31.322	+ 7.925	10:36:05.214				


CAR 1 - TRANSPONDER NOT WORKING - FIX OR YOU WILL BE IGNORED IN THE RACE

Weather / Track : Sunny / Dry

Croft  
Circuit Length = 2.1250 miles  
Start: 10:20 End: 10:52

# Intersteps Championship

## RACE 3 - GRID

ROW 5	1:28.023 17 Jake JACKSON	1:25.716 2 James NUTBROWN
ROW 4	1:24.809 3 Jake DALTON	1:24.336 16 Sarah MOORE
ROW 3	1:24.120 10 Alex WALKER	1:23.778 54 James PEACE
ROW 2	1:23.593 12 Ed JONES	1:23.577 11 Jake DENNIS
ROW 1	1:23.515 1 Patryk SZCZEBINSKI	
<b>Pole</b>		
		


Croft  
Circuit Length = 2.1250 miles

**These results are provisional until the conclusion of any judicial and technical matters.**

Clerk of Course :		Timekeeper :
-------------------	--	--------------

# Intersteps Championship

## RACE 11 - GRID

ROW 5	1:28.085 17 Jake JACKSON	1:24.772 2 James NUTBROWN
ROW 4	1:23.995 10 Alex WALKER	1:23.988 16 Sarah MOORE
ROW 3	1:23.944 3 Jake DALTON	1:23.397 54 James PEACE
ROW 2	1:23.363 12 Ed JONES	1:23.104 11 Jake DENNIS
ROW 1	1:22.932 1 Patryk SZCZEBINSKI	
<b>Pole</b>		
		

Croft  
Circuit Length = 2.1250 miles


**These results are provisional until the conclusion of any judicial and technical matters.**

Clerk of Course :		Timekeeper :
-------------------	--	--------------



# Intersteps Championship

## RACE 18 - GRID

ROW 5	1:28.119 17 Jake JACKSON	1:25.716 2 James NUTBROWN
ROW 4	1:24.809 3 Jake DALTON	1:24.354 10 Alex WALKER
ROW 3	1:24.336 16 Sarah MOORE	1:23.880 54 James PEACE
ROW 2	1:23.447 12 Ed JONES	1:23.267 1 Patryk SZCZEBINSKI
ROW 1	1:23.247 11 Jake DENNIS	
<b>Pole</b>		
		

Croft  
Circuit Length = 2.1250 miles

**These results are provisional until the conclusion of any judicial and technical matters.**

Clerk of Course :		Timekeeper :
-------------------	--	--------------

# Dunlop Mini Miglia Championship

## QUALIFYING - RACE 4 - CLASSIFICATION

POS	NO	CL	NAME	ENTRY	TIME	ON	LAPS	GAP	DIFF	MPH
1	20		Endaf OWENS	Mini Miglia	1:37.510	3	5			78.45
2	11		Kane ASTIN	Mini Miglia	1:38.000	8	8	0.490	0.490	78.06
3	3		Dave DREW	Mini Miglia	1:38.200	5	5	0.690	0.200	77.90
4	1		Paul THOMPSON	Mini Miglia	1:38.244	6	8	0.734	0.044	77.86
5	7		Sarah MUNNS	Mini Miglia	1:38.780	6	8	1.270	0.536	77.44
6	23		Rupert DEETH	Mini Miglia	1:39.059	7	8	1.549	0.279	77.22
7	69		Tony LEMAY	Mini Miglia	1:39.159	3	8	1.649	0.100	77.14
8	21		Aaron SMITH	Mini Miglia	1:39.254	4	8	1.744	0.095	77.07
9	42		Paul SIMMONDS	Mini Miglia	1:39.682	6	8	2.172	0.428	76.74
10	8		Mark SIMS	Mini Miglia	1:40.106	6	8	2.596	0.424	76.41
11	13		Phil HARVEY	Mini Miglia	1:41.059	6	8	3.549	0.953	75.69
12	97		Andrew WILSON	Mini Miglia	1:43.800	3	7	6.290	2.741	73.70
13	15		Gordon POCOCK	Mini Miglia	1:43.978	3	3	6.468	0.178	73.57

**CAR 97 - TRANSPONDER NOT WORKING - FIX OR YOU WILL BE IGNORED IN THE RACE**

Weather / Track : Cloudy / Dry

These results are provisional until the conclusion of any judicial and technical matters.

Croft

Circuit Length = 2.1250 miles

Start: 10:57 End: 11:14

Clerk of Course :		Timekeeper :
-------------------	--	--------------

# Dunlop Mini Miglia Championship

## QUALIFYING - RACE 4 - LAP ANALYSIS

<b>1</b>	<b>Paul THOMPSON</b>						Mini Miglia	
1 -	1:42.690	+ 4.446	11:01:45.153	5 -	1:38.294	+ 0.050	11:08:22.941	
2 -	1:40.980	+ 2.736	11:03:26.133	6 -	<b>1:38.244</b>		<b>11:10:01.185</b>	
3 -	1:39.726	+ 1.482	11:05:05.859	7 -	1:39.304	+ 1.060	11:11:40.489	
4 -	1:38.788	+ 0.544	11:06:44.647	8 -	1:38.394	+ 0.150	11:13:18.883	
<b>2</b>	<b>Colin PEACOCK</b>						Mini Miglia	
<b>3</b>	<b>Dave DREW</b>						Mini Miglia	
1 -	6:58.942	+ 5:20.742	11:07:53.800	4 -	1:38.584	+ 0.384	11:12:50.475	
2 -	1:39.603	+ 1.403	11:09:33.403	5 -	<b>1:38.200</b>		<b>11:14:28.675</b>	
3 -	1:38.488	+ 0.288	11:11:11.891					
<b>7</b>	<b>Sarah MUNNS</b>						Mini Miglia	
1 -	1:40.765	+ 1.985	11:01:20.222	5 -	1:39.122	+ 0.342	11:08:01.534	
2 -	1:42.432	+ 3.652	11:03:02.654	6 -	<b>1:38.780</b>		<b>11:09:40.314</b>	
3 -	1:40.326	+ 1.546	11:04:42.980	7 -	1:38.812	+ 0.032	11:11:19.126	
4 -	1:39.432	+ 0.652	11:06:22.412	8 -	1:45.921	+ 7.141	11:13:05.047	
<b>8</b>	<b>Mark SIMS</b>						Mini Miglia	
1 -	1:42.858	+ 2.752	11:01:35.259	5 -	1:40.761	+ 0.655	11:08:18.814	
2 -	1:41.964	+ 1.858	11:03:17.223	6 -	<b>1:40.106</b>		<b>11:09:58.920</b>	
3 -	1:40.224	+ 0.118	11:04:57.447	7 -	1:41.255	+ 1.149	11:11:40.175	
4 -	1:40.606	+ 0.500	11:06:38.053	8 -	1:40.384	+ 0.278	11:13:20.559	
<b>11</b>	<b>Kane ASTIN</b>						Mini Miglia	
1 -	1:42.874	+ 4.874	11:01:31.820	5 -	1:38.806	+ 0.806	11:08:08.513	
2 -	1:39.495	+ 1.495	11:03:11.315	6 -	1:38.920	+ 0.920	11:09:47.433	
3 -	1:39.365	+ 1.365	11:04:50.680	7 -	1:38.249	+ 0.249	11:11:25.682	
4 -	1:39.027	+ 1.027	11:06:29.707	8 -	<b>1:38.000</b>		<b>11:13:03.682</b>	
<b>13</b>	<b>Phil HARVEY</b>						Mini Miglia	
1 -	1:46.015	+ 4.956	11:02:00.323	5 -	1:41.426	+ 0.367	11:08:53.586	
2 -	1:46.934	+ 5.875	11:03:47.257	6 -	<b>1:41.059</b>		<b>11:10:34.645</b>	
3 -	1:43.159	+ 2.100	11:05:30.416	7 -	1:42.832	+ 1.773	11:12:17.477	
4 -	1:41.744	+ 0.685	11:07:12.160	8 -	1:41.567	+ 0.508	11:13:59.044	
<b>15</b>	<b>Gordon POCOCK</b>						Mini Miglia	
1 -	1:52.174	+ 8.196	11:02:13.920	3 -	<b>1:43.978</b>		<b>11:05:45.644</b>	
2 -	1:47.746	+ 3.768	11:04:01.666					
<b>20</b>	<b>Endaf OWENS</b>						Mini Miglia	
1 -	5:19.418	+ 3:41.908	11:05:01.442	4 -	1:37.984	+ 0.474	11:09:54.758	
2 -	1:37.822	+ 0.312	11:06:39.264	5 -	1:37.752	+ 0.242	11:11:32.510	
3 -	<b>1:37.510</b>		<b>11:08:16.774</b>					
<b>21</b>	<b>Aaron SMITH</b>						Mini Miglia	
1 -	1:45.263	+ 6.009	11:01:52.985	5 -	1:39.648	+ 0.394	11:08:33.608	
2 -	1:42.377	+ 3.123	11:03:35.362	6 -	1:39.673	+ 0.419	11:10:13.281	
3 -	1:39.344	+ 0.090	11:05:14.706	7 -	1:39.915	+ 0.661	11:11:53.196	
4 -	<b>1:39.254</b>		<b>11:06:53.960</b>	8 -	1:39.731	+ 0.477	11:13:32.927	
<b>23</b>	<b>Rupert DEETH</b>						Mini Miglia	
1 -	1:50.423	+ 11.364	11:01:34.258	5 -	1:40.272	+ 1.213	11:08:22.021	
2 -	1:41.646	+ 2.587	11:03:15.904	6 -	1:40.286	+ 1.227	11:10:02.307	
3 -	1:46.354	+ 7.295	11:05:02.258	7 -	<b>1:39.059</b>		<b>11:11:41.366</b>	
4 -	1:39.491	+ 0.432	11:06:41.749	8 -	1:39.624	+ 0.565	11:13:20.990	

CAR 97 - TRANSPONDER NOT WORKING - FIX OR YOU WILL BE IGNORED IN THE RACE

Weather / Track : Cloudy / Dry

Croft  
Circuit Length = 2.1250 miles  
Start: 10:57 End: 11:14

**Dunlop Mini Miglia Championship**  
**QUALIFYING - RACE 4 - LAP ANALYSIS**

<b>42</b>	<b>Paul SIMMONDS</b>			Mini Miglia			
1 -	1:43.106	+ 3.424	11:01:56.164	5 -	1:40.193	+ 0.511	11:08:37.460
2 -	1:41.138	+ 1.456	11:03:37.302	6 -	<b>1:39.682</b>		<b>11:10:17.142</b>
3 -	1:39.913	+ 0.231	11:05:17.215	7 -	1:40.024	+ 0.342	11:11:57.166
4 -	1:40.052	+ 0.370	11:06:57.267	8 -	1:39.927	+ 0.245	11:13:37.093
<b>69</b>	<b>Tony LEMAY</b>			Mini Miglia			
1 -	1:43.424	+ 4.265	11:01:43.156	5 -	1:39.832	+ 0.673	11:08:41.138
2 -	1:59.152	+ 19.993	11:03:42.308	6 -	1:39.711	+ 0.552	11:10:20.849
3 -	<b>1:39.159</b>		<b>11:05:21.467</b>	7 -	1:39.501	+ 0.342	11:12:00.350
4 -	1:39.839	+ 0.680	11:07:01.306	8 -	1:39.313	+ 0.154	11:13:39.663
<b>97</b>	<b>Andrew WILSON</b>			Mini Miglia			
1 -	1:51.397	+ 7.597	11:01:50.476	5 -	1:44.387	+ 0.587	11:08:49.301
2 -	1:46.825	+ 3.025	11:03:37.301	6 -	1:44.272	+ 0.472	11:10:33.573
3 -	<b>1:43.800</b>		<b>11:05:21.101</b>	7 -	1:44.818	+ 1.018	11:12:18.391
4 -	1:43.813	+ 0.013	11:07:04.914				


**CAR 97 - TRANSPONDER NOT WORKING - FIX OR YOU WILL BE IGNORED IN THE RACE**

Weather / Track : Cloudy / Dry

Croft  
 Circuit Length = 2.1250 miles  
 Start: 10:57 End: 11:14

# Dunlop Mini Miglia Championship

## RACE 4 - GRID

ROW 7	1:43.978 15 Gordon POCOCK		
ROW 6		1:41.059 13 Phil HARVEY	1:43.800 97 Andrew WILSON
ROW 5	1:39.682 42 Paul SIMMONDS		1:40.106 8 Mark SIMS
ROW 4		1:39.159 69 Tony LEMAY	1:39.254 21 Aaron SMITH
ROW 3	1:38.780 7 Sarah MUNNS		1:39.059 23 Rupert DEETH
ROW 2		1:38.200 3 Dave DREW	1:38.244 1 Paul THOMPSON
ROW 1	1:37.510 20 Endaf OWENS		1:38.000 11 Kane ASTIN
<b>Pole</b>			
			


Croft  
Circuit Length = 2.1250 miles

**These results are provisional until the conclusion of any judicial and technical matters.**

Clerk of Course :		Timekeeper :
-------------------	--	--------------

# Dunlop Mini Miglia Championship

## RACE 13 - GRID

ROW 7	1:47.746 15 Gordon POCOCK		
ROW 6		1:41.426 13 Phil HARVEY	1:43.813 97 Andrew WILSON
ROW 5	1:39.913 42 Paul SIMMONDS		1:40.224 8 Mark SIMS
ROW 4		1:39.344 21 Aaron SMITH	1:39.491 23 Rupert DEETH
ROW 3	1:38.812 7 Sarah MUNNS		1:39.313 69 Tony LEMAY
ROW 2		1:38.294 1 Paul THOMPSON	1:38.488 3 Dave DREW
ROW 1	1:37.752 20 Endaf OWENS		1:38.249 11 Kane ASTIN
<b>Pole</b>			
			

Croft  
Circuit Length = 2.1250 miles

**These results are provisional until the conclusion of any judicial and technical matters.**

Clerk of Course :		Timekeeper :
-------------------	--	--------------

# DDMC Northern Saloon & Sportscar Championship (Classes A & E)

## QUALIFYING - RACE 5 - CLASSIFICATION

POS	NO	CL	NAME	ENTRY	TIME	ON	LAPS	GAP	DIFF	MPH
1	90	A2	Jeff WILSON	Lotus Elise	1:24.189	5	6			90.86
2	50	A2	Bill ADDISON	Caterham R400 Superlight	1:28.559	2	8	4.370	4.370	86.38
3	65	A1	Andy ROBINSON	Ford Falcon	1:28.692	7	9	4.503	0.133	86.25
4	28	A1	Sam ARRENBORG	Caterham R400	1:30.833	6	9	6.644	2.141	84.22
5	54	A1	Andrew MORRISON	Seat Leon Cupra	1:32.100	5	6	7.911	1.267	83.06
6	8	A1	David BOTTERILL	Porsche 944 turbo	1:33.528	6	9	9.339	1.428	81.79
7	91	A2	Stuart CARR	Caterham	1:34.310	3	8	10.121	0.782	81.11
8	40	A2	Neil CLAXTON	Suzuki SC100	1:35.283	4	4	11.094	0.973	80.28
9	61	E1	Chris EVANS	Caterham R400	1:35.331	5	8	11.142	0.048	80.24
10	88	A1	Jim SEMPLE	MMS RS200	1:35.411	4	9	11.222	0.080	80.18
11	22	E1	Simon MAYNE	Fisher Fury	1:35.942	5	8	11.753	0.531	79.73
12	7	E1	Phil MORRIS	Caterham 7	1:36.494	6	8	12.305	0.552	79.28
13	43	E3	Alex RAE	Ginetta G20	1:36.742	7	8	12.553	0.248	79.07
14	97	A1	Andrew WILSON	Austin Mini 1275 GT	1:36.751	5	5	12.562	0.009	79.06
15	77	E3	Mark LEYBOURNE	Westfield SEiW	1:36.920	5	8	12.731	0.169	78.93
16	24	E2	Alan MCPHERSON	Ford Formula 27	1:37.230	4	6	13.041	0.310	78.68
17	58	A1	Chris WHITELEY	Seat Cupra R	1:38.123	3	3	13.934	0.893	77.96
18	51	E3	Martyn LIGHTFOOT	Raw Striker	1:39.287	4	8	15.098	1.164	77.05
19	6	E1	James HAMILL	Teppirain Saturn	1:39.545	2	8	15.356	0.258	76.85
20	3	A1	Martin LOFTHOUSE	Triumph TR8	1:41.284	7	8	17.095	1.739	75.53
21	59	E1	John STEPHENS	Ginetta G20	1:46.890	4	8	22.701	5.606	71.56
22	36	A2	Clinton EWEN	Austin Mini		0	0			

CAR 97 - TRANSPONDER NOT WORKING - FIX OR YOU WILL BE IGNORED IN THE RACE

Weather / Track : Cloudy / Dry

These results are provisional until the conclusion of any judicial and technical matters.

Croft

Circuit Length = 2.1250 miles

Start: 11:19 End: 11:36

Clerk of Course :		Timekeeper :
-------------------	--	--------------

**DDMC Northern Saloon & Sportscar Championship (Classes A & E)**  
**QUALIFYING - RACE 5 - LAP ANALYSIS**

<b>3</b>	<b>Martin LOFTHOUSE</b>		A1 Triumph TR8				
1 -	1:51.438	+ 10.154	11:23:30.505	5 -	1:43.095	+ 1.811	11:30:28.198
2 -	1:46.297	+ 5.013	11:25:16.802	6 -	1:41.962	+ 0.678	11:32:10.160
3 -	1:44.756	+ 3.472	11:27:01.558	7 -	<b>1:41.284</b>		<b>11:33:51.444</b>
4 -	1:43.545	+ 2.261	11:28:45.103	8 -	1:42.805	+ 1.521	11:35:34.249
<b>6</b>	<b>James HAMILL</b>		E1 Tepptirain Saturn				
1 -	1:46.304	+ 6.759	11:23:27.319	5 -	1:40.208	+ 0.663	11:30:08.464
2 -	<b>1:39.545</b>		<b>11:25:06.864</b>	6 -	1:39.989	+ 0.444	11:31:48.453
3 -	1:41.100	+ 1.555	11:26:47.964	7 -	1:41.550	+ 2.005	11:33:30.003
4 -	1:40.292	+ 0.747	11:28:28.256	8 -	1:40.629	+ 1.084	11:35:10.632
<b>7</b>	<b>Phil MORRIS</b>		E1 Caterham 7				
1 -	1:41.729	+ 5.235	11:22:42.605	5 -	1:36.505	+ 0.011	11:29:13.313
2 -	1:36.851	+ 0.357	11:24:19.456	6 -	<b>1:36.494</b>		<b>11:30:49.807</b>
3 -	1:40.382	+ 3.888	11:25:59.838	7 -	1:36.919	+ 0.425	11:32:26.726
4 -	1:36.970	+ 0.476	11:27:36.808	8 -	1:37.307	+ 0.813	11:34:04.033
<b>8</b>	<b>David BOTTERILL</b>		A1 Porsche 944 turbo				
1 -	1:38.729	+ 5.201	11:22:49.931	6 -	<b>1:33.528</b>		<b>11:30:43.202</b>
2 -	1:35.752	+ 2.224	11:24:25.683	7 -	1:34.290	+ 0.762	11:32:17.492
3 -	1:34.169	+ 0.641	11:25:59.852	8 -	1:34.866	+ 1.338	11:33:52.358
4 -	1:35.226	+ 1.698	11:27:35.078	9 -	1:35.270	+ 1.742	11:35:27.628
5 -	1:34.596	+ 1.068	11:29:09.674				
<b>22</b>	<b>Simon MAYNE</b>		E1 Fisher Fury				
1 -	1:43.601	+ 7.659	11:22:51.672	5 -	<b>1:35.942</b>		<b>11:29:25.029</b>
2 -	1:40.833	+ 4.891	11:24:32.505	6 -	1:36.947	+ 1.005	11:31:01.976
3 -	1:39.308	+ 3.366	11:26:11.813	7 -	1:37.415	+ 1.473	11:32:39.391
4 -	1:37.274	+ 1.332	11:27:49.087	8 -	1:36.294	+ 0.352	11:34:15.685
<b>24</b>	<b>Alan MCPHERSON</b>		E2 Ford Formula 27				
1 -	1:42.513	+ 5.283	11:22:54.935	4 -	<b>1:37.230</b>		<b>11:27:52.314</b>
2 -	1:41.178	+ 3.948	11:24:36.113	5 -	1:37.425	+ 0.195	11:29:29.739
3 -	1:38.971	+ 1.741	11:26:15.084	6 -	1:39.166	+ 1.936	11:31:08.905
<b>28</b>	<b>Sam ARRENBURG</b>		A1 Caterham R400				
1 -	1:37.472	+ 6.639	11:22:54.105	6 -	<b>1:30.833</b>		<b>11:30:36.137</b>
2 -	1:33.839	+ 3.006	11:24:27.944	7 -	1:31.826	+ 0.993	11:32:07.963
3 -	1:32.682	+ 1.849	11:26:00.626	8 -	1:31.914	+ 1.081	11:33:39.877
4 -	1:32.536	+ 1.703	11:27:33.162	9 -	1:31.782	+ 0.949	11:35:11.659
5 -	1:32.142	+ 1.309	11:29:05.304				
<b>36</b>	<b>Clinton EWEN</b>		A2 Austin Mini				
<b>40</b>	<b>Neil CLAXTON</b>		A2 Suzuki SC100				
1 -	1:43.248	+ 7.965	11:23:24.348	3 -	1:35.487	+ 0.204	11:26:36.790
2 -	1:36.955	+ 1.672	11:25:01.303	4 -	<b>1:35.283</b>		<b>11:28:12.073</b>
<b>43</b>	<b>Alex RAE</b>		E3 Ginetta G20				
1 -	1:43.182	+ 6.440	11:22:48.411	5 -	1:38.029	+ 1.287	11:29:21.939
2 -	1:39.968	+ 3.226	11:24:28.379	6 -	1:38.398	+ 1.656	11:31:00.337
3 -	1:37.143	+ 0.401	11:26:05.522	7 -	<b>1:36.742</b>		<b>11:32:37.079</b>
4 -	1:38.388	+ 1.646	11:27:43.910	8 -	1:38.591	+ 1.849	11:34:15.670
<b>50</b>	<b>Bill ADDISON</b>		A2 Caterham R400 Superlight				
1 -	1:32.041	+ 3.482	11:22:29.630	5 -	1:30.156	+ 1.597	11:28:41.791
2 -	<b>1:28.559</b>		<b>11:23:58.189</b>	6 -	1:30.366	+ 1.807	11:30:12.157
3 -	1:43.050	+ 14.491	11:25:41.239	7 -	1:30.330	+ 1.771	11:31:42.487
4 -	1:30.396	+ 1.837	11:27:11.635	8 -	1:30.106	+ 1.547	11:33:12.593

CAR 97 - TRANSPONDER NOT WORKING - FIX OR YOU WILL BE IGNORED IN THE RACE

Weather / Track : Cloudy / Dry

Croft  
Circuit Length = 2.1250 miles  
Start: 11:19 End: 11:36



**DDMC Northern Saloon & Sportscar Championship (Classes A & E)**  
**QUALIFYING - RACE 5 - LAP ANALYSIS**

<b>51</b>	<b>Martyn LIGHTFOOT</b>		E3 Raw Striker				
1 -	1:46.545	+ 7.258	11:23:13.295	5 -	1:44.198	+ 4.911	11:29:58.406
2 -	1:40.983	+ 1.696	11:24:54.278	6 -	1:47.163	+ 7.876	11:31:45.569
3 -	1:40.643	+ 1.356	11:26:34.921	7 -	1:52.564	+ 13.277	11:33:38.133
4 -	<b>1:39.287</b>		<b>11:28:14.208</b>	8 -	1:48.610	+ 9.323	11:35:26.743
<b>54</b>	<b>Andrew MORRISON</b>		A1 Seat Leon Cupra				
1 -	1:38.879	+ 6.779	11:22:49.434	4 -	1:34.485	+ 2.385	11:27:31.560
2 -	1:34.551	+ 2.451	11:24:23.985	5 -	<b>1:32.100</b>		<b>11:29:03.660</b>
3 -	1:33.090	+ 0.990	11:25:57.075	6 -	1:32.263	+ 0.163	11:30:35.923
<b>58</b>	<b>Chris WHITELEY</b>		A1 Seat Cupra R				
1 -	1:48.028	+ 9.905	11:27:31.995	3 -	<b>1:38.123</b>		<b>11:30:50.675</b>
2 -	1:40.557	+ 2.434	11:29:12.552				
<b>59</b>	<b>John STEPHENS</b>		E1 Ginetta G20				
1 -	1:49.718	+ 2.828	11:23:15.563	5 -	1:47.999	+ 1.109	11:30:26.018
2 -	1:47.892	+ 1.002	11:25:03.455	6 -	1:49.414	+ 2.524	11:32:15.432
3 -	1:47.674	+ 0.784	11:26:51.129	7 -	1:47.376	+ 0.486	11:34:02.808
4 -	<b>1:46.890</b>		<b>11:28:38.019</b>	8 -	1:49.015	+ 2.125	11:35:51.823
<b>61</b>	<b>Chris EVANS</b>		E1 Caterham R400				
1 -	1:39.579	+ 4.248	11:22:40.728	5 -	<b>1:35.331</b>		<b>11:29:31.891</b>
2 -	2:03.024	+ 27.693	11:24:43.752	6 -	1:35.506	+ 0.175	11:31:07.397
3 -	1:36.815	+ 1.484	11:26:20.567	7 -	1:35.430	+ 0.099	11:32:42.827
4 -	1:35.993	+ 0.662	11:27:56.560	8 -	1:36.212	+ 0.881	11:34:19.039
<b>65</b>	<b>Andy ROBINSON</b>		A1 Ford Falcon				
1 -	1:41.212	+ 12.520	11:22:43.156	6 -	1:35.564	+ 6.872	11:30:20.369
2 -	1:32.766	+ 4.074	11:24:15.922	7 -	<b>1:28.692</b>		<b>11:31:49.061</b>
3 -	1:29.050	+ 0.358	11:25:44.972	8 -	1:35.690	+ 6.998	11:33:24.751
4 -	1:29.400	+ 0.708	11:27:14.372	9 -	1:29.654	+ 0.962	11:34:54.405
5 -	1:30.433	+ 1.741	11:28:44.805				
<b>77</b>	<b>Mark LEYBOURNE</b>		E3 Westfield SEiW				
1 -	1:40.256	+ 3.336	11:23:06.922	5 -	<b>1:36.920</b>		<b>11:29:36.967</b>
2 -	1:38.218	+ 1.298	11:24:45.140	6 -	1:38.297	+ 1.377	11:31:15.264
3 -	1:37.257	+ 0.337	11:26:22.397	7 -	1:37.872	+ 0.952	11:32:53.136
4 -	1:37.650	+ 0.730	11:28:00.047	8 -	1:39.263	+ 2.343	11:34:32.399
<b>88</b>	<b>Jim SEMPLE</b>		A1 MMS RS200				
1 -	1:42.516	+ 7.105	11:22:55.550	6 -	1:35.665	+ 0.254	11:30:53.734
2 -	1:35.504	+ 0.093	11:24:31.054	7 -	1:37.479	+ 2.068	11:32:31.213
3 -	1:35.777	+ 0.366	11:26:06.831	8 -	1:36.828	+ 1.417	11:34:08.041
4 -	<b>1:35.411</b>		<b>11:27:42.242</b>	9 -	1:36.640	+ 1.229	11:35:44.681
5 -	1:35.827	+ 0.416	11:29:18.069				
<b>90</b>	<b>Jeff WILSON</b>		A2 Lotus Elise				
1 -	1:35.303	+ 11.114	11:23:02.389	4 -	1:29.481	+ 5.292	11:27:29.461
2 -	1:28.881	+ 4.692	11:24:31.270	5 -	<b>1:24.189</b>		<b>11:28:53.650</b>
3 -	1:28.710	+ 4.521	11:25:59.980	6 -	5:37.706	+ 4:13.517	11:34:31.356
<b>91</b>	<b>Stuart CARR</b>		A2 Caterham				
1 -	1:46.125	+ 11.815	11:22:52.087	5 -	1:35.681	+ 1.371	11:29:22.409
2 -	1:40.838	+ 6.528	11:24:32.925	6 -	1:35.185	+ 0.875	11:30:57.594
3 -	<b>1:34.310</b>		<b>11:26:07.235</b>	7 -	1:36.138	+ 1.828	11:32:33.732
4 -	1:39.493	+ 5.183	11:27:46.728	8 -	1:38.067	+ 3.757	11:34:11.799
<b>97</b>	<b>Andrew WILSON</b>		A1 Austin Mini 1275 GT				
1 -	1:42.466	+ 5.715	11:23:03.348	4 -	1:37.988	+ 1.237	11:27:58.492
2 -	1:38.892	+ 2.141	11:24:42.240	5 -	<b>1:36.751</b>		<b>11:29:35.243</b>

CAR 97 - TRANSPONDER NOT WORKING - FIX OR YOU WILL BE IGNORED IN THE RACE

Weather / Track : Cloudy / Dry

Croft  
 Circuit Length = 2.1250 miles  
 Start: 11:19 End: 11:36

**DDMC Northern Saloon & Sportscar Championship (Classes A & E)**  
**QUALIFYING - RACE 5 - LAP ANALYSIS**

3 -	1:38.264	+ 1.513	11:26:20.504			
-----	----------	---------	--------------	--	--	--

**CAR 97 - TRANSPONDER NOT WORKING - FIX OR YOU WILL BE IGNORED IN THE RACE**

**Weather / Track : Cloudy / Dry**

Croft  
Circuit Length = 2.1250 miles  
Start: 11:19 End: 11:36

# DDMC Northern Saloon & Sports-car Championship (Classes A & E)

## RACE 5 - GRID

ROW 11	1:46.890 59   John STEPHENS	36   Clinton EWEN
ROW 10	1:39.545 6   James HAMILL	1:41.284 3   Martin LOFTHOUSE
ROW 9	1:38.123 58   Chris WHITELEY	1:39.287 51   Martyn LIGHTFOOT
ROW 8	1:36.920 77   Mark LEYBOURNE	1:37.230 24   Alan MCPHERSON
ROW 7	1:36.742 43   Alex RAE	1:36.751 97   Andrew WILSON
ROW 6	1:35.942 22   Simon MAYNE	1:36.494 7   Phil MORRIS
ROW 5	1:35.331 61   Chris EVANS	1:35.411 88   Jim SEMPLE
ROW 4	1:34.310 91   Stuart CARR	1:35.283 40   Neil CLAXTON
ROW 3	1:32.100 54   Andrew MORRISON	1:33.528 8   David BOTTERILL
ROW 2	1:28.692 65   Andy ROBINSON	1:30.833 28   Sam ARRENBURG
ROW 1	1:24.189 90   Jeff WILSON	1:28.559 50   Bill ADDISON

**Pole**



Croft  
Circuit Length = 2.1250 miles

**These results are provisional until the conclusion of any judicial and technical matters.**

Clerk of Course :		Timekeeper :
-------------------	--	--------------

# DDMC Northern Saloon & Sports-car Championship (Classes A & E)

## RACE 14 - GRID

ROW 11	1:47.376 59   John STEPHENS	36   Clinton EWEN
ROW 10	1:40.643 51   Martyn LIGHTFOOT	1:41.962 3   Martin LOFTHOUSE
ROW 9	1:39.989 6   James HAMILL	1:40.557 58   Chris WHITELEY
ROW 8	1:37.425 24   Alan MCPHERSON	1:37.988 97   Andrew WILSON
ROW 7	1:37.143 43   Alex RAE	1:37.257 77   Mark LEYBOURNE
ROW 6	1:36.294 22   Simon MAYNE	1:36.505 7   Phil MORRIS
ROW 5	1:35.487 40   Neil CLAXTON	1:35.504 88   Jim SEMPLE
ROW 4	1:35.185 91   Stuart CARR	1:35.430 61   Chris EVANS
ROW 3	1:32.263 54   Andrew MORRISON	1:34.169 8   David BOTTERILL
ROW 2	1:30.106 50   Bill ADDISON	1:31.782 28   Sam ARRENBURG
ROW 1	1:28.710 90   Jeff WILSON	1:29.050 65   Andy ROBINSON

**Pole**



Croft  
Circuit Length = 2.1250 miles

**These results are provisional until the conclusion of any judicial and technical matters.**

Clerk of Course :		Timekeeper :
-------------------	--	--------------

# Scottish Legends Cars Championship

## QUALIFYING - RACE 6 - CLASSIFICATION

POS	NO	CL	NAME	ENTRY	TIME	ON	LAPS	GAP	DIFF	MPH
1	72		<b>Glenn BURTENSHAW</b>	Legend 34 Ford Coupe	<b>1:40.857</b>	2	8			75.85
2	32		<b>Peter MORTON</b>	Legend chevy coupe	<b>1:41.059</b>	6	7	<b>0.202</b>	0.202	75.69
3	18		<b>Ross MICKEL</b>	Chevrolet Legend Sedan	<b>1:41.117</b>	7	8	<b>0.260</b>	0.058	75.65
4	3		<b>Ross MARSHALL</b>	Legend Ford Coupe	<b>1:41.205</b>	1	6	<b>0.348</b>	0.088	75.59
5	6		<b>David HUNTER</b>	Ford Legend	<b>1:41.240</b>	2	8	<b>0.383</b>	0.035	75.56
6	03		<b>John MARSHALL</b>	Legend Ford Coupe	<b>1:41.436</b>	2	4	<b>0.579</b>	0.196	75.41
7	22		<b>Benjamin MASON</b>	Ford Legend Sedan	<b>1:41.651</b>	2	7	<b>0.794</b>	0.215	75.25
8	69		<b>Gerard MCCOSH</b>	Legend 34 Ford Coupe	<b>1:41.936</b>	8	8	<b>1.079</b>	0.285	75.04
9	7		<b>Carol BROWN</b>	Legend Coupe	<b>1:42.191</b>	2	6	<b>1.334</b>	0.255	74.86
10	9		<b>Paul O'BRIEN</b>	Legend Ford Sedan	<b>1:42.589</b>	1	2	<b>1.732</b>	0.398	74.57
11	77		<b>Robin WEBB</b>	Legend Chevy Sedan	<b>1:43.832</b>	7	8	<b>2.975</b>	1.243	73.67
12	99		<b>Robbie BURGOYNE</b>	Legend	<b>1:43.905</b>	2	8	<b>3.048</b>	0.073	73.62
13	46		<b>Colin ATKINSON</b>	Ford Legend Coupe	<b>1:43.977</b>	7	7	<b>3.120</b>	0.072	73.57
14	26		<b>Scott HYNDS</b>	Ford coupe	<b>1:44.188</b>	8	8	<b>3.331</b>	0.211	73.42
15	45		<b>Giuseppe PALAZZO</b>	Legend 37 Ford Sedan	<b>1:44.987</b>	6	8	<b>4.130</b>	0.799	72.86
16	50		<b>Paul MCKAY</b>	Legend 34 Coupe	<b>1:45.618</b>	6	8	<b>4.761</b>	0.631	72.43
17	38		<b>Enrico PALAZZO</b>	Ford Legend Coupe	<b>1:45.651</b>	4	7	<b>4.794</b>	0.033	72.40
18	88		<b>Jeff PRITCHARD</b>	Legend Sedan	<b>1:45.939</b>	4	5	<b>5.082</b>	0.288	72.21
19	27		<b>Chris HYNDS</b>	Legend Sedan	<b>1:46.199</b>	4	4	<b>5.342</b>	0.260	72.03
20	17		<b>Billy WAIT</b>	Ford Legend Sedan	<b>1:48.301</b>	2	3	<b>7.444</b>	2.102	70.63
21	62		<b>Kevin KETTLEWELL</b>	Legend Sedan	<b>1:49.647</b>	2	7	<b>8.790</b>	1.346	69.77
22	74		<b>Robert KING</b>	Legend	<b>1:53.959</b>	3	5	<b>13.102</b>	4.312	67.13
23	25		<b>Patrick HYNDS</b>	Ford Coupe	<b>1:54.433</b>	1	5	<b>13.576</b>	0.474	66.85
24	80		<b>Kevan FEARNLEY</b>	Legend Sedan	<b>1:54.812</b>	7	7	<b>13.955</b>	0.379	66.63

Weather / Track : Cloudy / Dry  
 These results are provisional until the conclusion of any judicial and technical matters.

Croft  
 Circuit Length = 2.1250 miles  
 Start: 11:43 End: 12:00

Clerk of Course :	Timekeeper :
-------------------	--------------

# Scottish Legends Cars Championship

## QUALIFYING - RACE 6 - LAP ANALYSIS

<b>3</b>	<b>Ross MARSHALL</b>		Legend Ford Coupe				
1 -	1:41.205		11:46:52.129	4 -	1:41.848	+ 0.643	11:51:59.658
2 -	1:42.972	+ 1.767	11:48:35.101	5 -	1:42.611	+ 1.406	11:53:42.269
3 -	1:42.709	+ 1.504	11:50:17.810	6 -	1:42.127	+ 0.922	11:55:24.396
<b>03</b>	<b>John MARSHALL</b>		Legend Ford Coupe				
1 -	1:41.666	+ 0.230	11:46:39.594	3 -	1:42.458	+ 1.022	11:50:03.488
2 -	1:41.436		11:48:21.030	4 -	1:45.855	+ 4.419	11:51:49.343
<b>6</b>	<b>David HUNTER</b>		Ford Legend				
1 -	1:41.915	+ 0.675	11:46:40.939	5 -	1:51.744	+ 10.504	11:53:41.900
2 -	1:41.240		11:48:22.179	6 -	1:43.237	+ 1.997	11:55:25.137
3 -	1:44.251	+ 3.011	11:50:06.430	7 -	1:44.039	+ 2.799	11:57:09.176
4 -	1:43.726	+ 2.486	11:51:50.156	8 -	1:44.361	+ 3.121	11:58:53.537
<b>7</b>	<b>Carol BROWN</b>		Legend Coupe				
1 -	1:42.683	+ 0.492	11:46:38.344	4 -	1:44.316	+ 2.125	11:51:48.199
2 -	1:42.191		11:48:20.535	5 -	1:46.305	+ 4.114	11:53:34.504
3 -	1:43.348	+ 1.157	11:50:03.883	6 -	1:42.693	+ 0.502	11:55:17.197
<b>9</b>	<b>Paul O'BRIEN</b>		Legend Ford Sedan				
1 -	1:42.589		11:46:38.979	2 -	1:42.739	+ 0.150	11:48:21.718
<b>17</b>	<b>Billy WAIT</b>		Ford Legend Sedan				
1 -	1:51.477	+ 3.176	11:47:34.122	3 -	1:54.267	+ 5.966	11:51:16.690
2 -	1:48.301		11:49:22.423				
<b>18</b>	<b>Ross MICKEL</b>		Chevrolet Legend Sedan				
1 -	1:45.285	+ 4.168	11:46:45.100	5 -	1:41.485	+ 0.368	11:53:35.202
2 -	1:42.215	+ 1.098	11:48:27.315	6 -	1:43.696	+ 2.579	11:55:18.898
3 -	1:43.902	+ 2.785	11:50:11.217	7 -	1:41.117		11:57:00.015
4 -	1:42.500	+ 1.383	11:51:53.717	8 -	1:41.376	+ 0.259	11:58:41.391
<b>22</b>	<b>Benjamin MASON</b>		Ford Legend Sedan				
1 -	1:42.275	+ 0.624	11:46:59.936	5 -	1:42.263	+ 0.612	11:53:49.000
2 -	1:41.651		11:48:41.587	6 -	1:41.957	+ 0.306	11:55:30.957
3 -	1:42.903	+ 1.252	11:50:24.490	7 -	1:41.876	+ 0.225	11:57:12.833
4 -	1:42.247	+ 0.596	11:52:06.737				
<b>25</b>	<b>Patrick HYNDS</b>		Ford Coupe				
1 -	1:54.433		11:47:21.711	4 -	1:58.353	+ 3.920	11:57:30.750
2 -	6:10.808	+ 4:16.375	11:53:32.519	5 -	2:11.360	+ 16.927	11:59:42.110
3 -	1:59.878	+ 5.445	11:55:32.397				
<b>26</b>	<b>Scott HYNDS</b>		Ford coupe				
1 -	1:49.123	+ 4.935	11:47:27.891	5 -	1:44.822	+ 0.634	11:54:30.837
2 -	1:45.623	+ 1.435	11:49:13.514	6 -	1:45.507	+ 1.319	11:56:16.344
3 -	1:45.285	+ 1.097	11:50:58.799	7 -	1:44.637	+ 0.449	11:58:00.981
4 -	1:47.216	+ 3.028	11:52:46.015	8 -	1:44.188		11:59:45.169
<b>27</b>	<b>Chris HYNDS</b>		Legend Sedan				
1 -	1:49.249	+ 3.050	11:47:39.223	3 -	1:47.613	+ 1.414	11:51:14.800
2 -	1:47.964	+ 1.765	11:49:27.187	4 -	1:46.199		11:53:00.999
<b>32</b>	<b>Peter MORTON</b>		Legend chevy coupe				
1 -	1:45.622	+ 4.563	11:47:12.506	5 -	1:42.132	+ 1.073	11:53:59.459
2 -	1:42.361	+ 1.302	11:48:54.867	6 -	1:41.059		11:55:40.518
3 -	1:41.388	+ 0.329	11:50:36.255	7 -	1:41.283	+ 0.224	11:57:21.801
4 -	1:41.072	+ 0.013	11:52:17.327				

Weather / Track : Cloudy / Dry

Croft  
Circuit Length = 2.1250 miles  
Start: 11:43 End: 12:00

**Scottish Legends Cars Championship**  
**QUALIFYING - RACE 6 - LAP ANALYSIS**

<b>38</b>	<b>Enrico PALAZZO</b>			Ford Legend Coupe			
1 -	1:47.374	+ 1.723	11:47:16.101	5 -	1:45.683	+ 0.032	11:54:21.999
2 -	1:47.081	+ 1.430	11:49:03.182	6 -	1:56.267	+ 10.616	11:56:18.266
3 -	1:47.483	+ 1.832	11:50:50.665	7 -	2:12.836	+ 27.185	11:58:31.102
4 -	<b>1:45.651</b>		<b>11:52:36.316</b>				
<b>45</b>	<b>Giuseppe PALAZZO</b>			Legend 37 Ford Sedan			
1 -	1:49.482	+ 4.495	11:47:18.811	5 -	1:45.148	+ 0.161	11:54:25.904
2 -	1:49.098	+ 4.111	11:49:07.909	6 -	<b>1:44.987</b>		<b>11:56:10.891</b>
3 -	1:46.767	+ 1.780	11:50:54.676	7 -	1:46.437	+ 1.450	11:57:57.328
4 -	1:46.080	+ 1.093	11:52:40.756	8 -	1:48.485	+ 3.498	11:59:45.813
<b>46</b>	<b>Colin ATKINSON</b>			Ford Legend Coupe			
1 -	1:47.675	+ 3.698	11:47:11.339	5 -	1:44.621	+ 0.644	11:54:10.588
2 -	1:44.052	+ 0.075	11:48:55.391	6 -	1:45.224	+ 1.247	11:55:55.812
3 -	1:44.246	+ 0.269	11:50:39.637	7 -	<b>1:43.977</b>		<b>11:57:39.789</b>
4 -	1:46.330	+ 2.353	11:52:25.967				
<b>50</b>	<b>Paul MCKAY</b>			Legend 34 Coupe			
1 -	1:50.145	+ 4.527	11:47:12.629	5 -	1:47.922	+ 2.304	11:54:24.044
2 -	1:48.072	+ 2.454	11:49:00.701	6 -	<b>1:45.618</b>		<b>11:56:09.662</b>
3 -	1:48.221	+ 2.603	11:50:48.922	7 -	1:47.473	+ 1.855	11:57:57.135
4 -	1:47.200	+ 1.582	11:52:36.122	8 -	1:50.033	+ 4.415	11:59:47.168
<b>62</b>	<b>Kevin KETTLEWELL</b>			Legend Sedan			
1 -	1:50.305	+ 0.658	11:47:13.210	5 -	1:50.391	+ 0.744	11:54:33.726
2 -	<b>1:49.647</b>		<b>11:49:02.857</b>	6 -	1:50.912	+ 1.265	11:56:24.638
3 -	1:50.484	+ 0.837	11:50:53.341	7 -	1:52.645	+ 2.998	11:58:17.283
4 -	1:49.994	+ 0.347	11:52:43.335				
<b>69</b>	<b>Gerard MCCOSH</b>			Legend 34 Ford Coupe			
1 -	1:43.680	+ 1.744	11:46:37.239	5 -	1:43.744	+ 1.808	11:53:32.535
2 -	1:43.058	+ 1.122	11:48:20.297	6 -	1:43.693	+ 1.757	11:55:16.228
3 -	1:43.934	+ 1.998	11:50:04.231	7 -	1:42.745	+ 0.809	11:56:58.973
4 -	1:44.560	+ 2.624	11:51:48.791	8 -	<b>1:41.936</b>		<b>11:58:40.909</b>
<b>72</b>	<b>Glenn BURTEISHAW</b>			Legend 34 Ford Coupe			
1 -	1:42.217	+ 1.360	11:46:42.687	5 -	1:43.657	+ 2.800	11:53:34.756
2 -	<b>1:40.857</b>		<b>11:48:23.544</b>	6 -	1:43.579	+ 2.722	11:55:18.335
3 -	1:44.732	+ 3.875	11:50:08.276	7 -	1:42.574	+ 1.717	11:57:00.909
4 -	1:42.823	+ 1.966	11:51:51.099	8 -	1:43.857	+ 3.000	11:58:44.766
<b>74</b>	<b>Robert KING</b>			Legend			
1 -	1:56.396	+ 2.437	11:49:00.123	4 -	1:59.026	+ 5.067	11:54:50.841
2 -	1:57.733	+ 3.774	11:50:57.856	5 -	1:54.937	+ 0.978	11:56:45.778
3 -	<b>1:53.959</b>		<b>11:52:51.815</b>				
<b>77</b>	<b>Robin WEBB</b>			Legend Chevy Sedan			
1 -	1:47.656	+ 3.824	11:47:10.944	5 -	1:44.317	+ 0.485	11:54:12.580
2 -	1:47.560	+ 3.728	11:48:58.504	6 -	1:46.519	+ 2.687	11:55:59.099
3 -	1:44.872	+ 1.040	11:50:43.376	7 -	<b>1:43.832</b>		<b>11:57:42.931</b>
4 -	1:44.887	+ 1.055	11:52:28.263	8 -	1:57.923	+ 14.091	11:59:40.854
<b>80</b>	<b>Kevan FEARNLEY</b>			Legend Sedan			
1 -	2:04.965	+ 10.153	11:47:57.850	5 -	1:58.258	+ 3.446	11:56:01.797
2 -	2:03.014	+ 8.202	11:50:00.864	6 -	1:57.559	+ 2.747	11:57:59.356
3 -	2:01.562	+ 6.750	11:52:02.426	7 -	<b>1:54.812</b>		<b>11:59:54.168</b>
4 -	2:01.113	+ 6.301	11:54:03.539				
<b>88</b>	<b>Jeff PRITCHARD</b>			Legend Sedan			
1 -	1:55.263	+ 9.324	11:47:43.360	4 -	<b>1:45.939</b>		<b>11:53:03.257</b>

Weather / Track : Cloudy / Dry

Croft  
Circuit Length = 2.1250 miles  
Start: 11:43 End: 12:00

**Scottish Legends Cars Championship**  
**QUALIFYING - RACE 6 - LAP ANALYSIS**

2 -	1:47.282	+ 1.343	11:49:30.642	5 -	4:12.632	+ 2:26.693	11:57:15.889
3 -	1:46.676	+ 0.737	11:51:17.318				
<b>99</b>	<b>Robbie BURGOYNE</b>			Legend			
1 -	1:48.727	+ 4.822	11:47:12.411	5 -	1:44.760	+ 0.855	11:54:10.456
2 -	<b>1:43.905</b>		<b>11:48:56.316</b>	6 -	1:45.074	+ 1.169	11:55:55.530
3 -	1:43.960	+ 0.055	11:50:40.276	7 -	1:44.597	+ 0.692	11:57:40.127
4 -	1:45.420	+ 1.515	11:52:25.696	8 -	1:55.001	+ 11.096	11:59:35.128

Weather / Track : Cloudy / Dry

Croft  
 Circuit Length = 2.1250 miles  
 Start: 11:43 End: 12:00



# Lackford Engineering Austin Healey Club Race Championship

## QUALIFYING - RACE 7 - CLASSIFICATION

POS	NO	CL	NAME	ENTRY	TIME	ON	LAPS	GAP	DIFF	MPH
1	1	B	David SMITHIES	Austin Healey 3000	1:41.242	6	8			75.56
2	27	D	Neil CAMERON	Austin Healey Arkley Sprite	1:44.025	8	8	2.783	2.783	73.54
3	9	E	Patrick HARRIS	Austin Healey Sprite	1:45.644	6	8	4.402	1.619	72.41
4	64	B	Adrian BALL	Austin Healey 3	1:45.946	6	8	4.704	0.302	72.20
5	26	D	Brian BEDFORD	Austin Healey SPRITE	1:47.332	6	8	6.090	1.386	71.27
6	11	G	Tony WILSON-SPRATT	WSM Sprite Sprint	1:47.877	7	7	6.635	0.545	70.91
7	12	E	Drew CAMERON	Austin Healey Frogeye Sprite		0	0			

Weather / Track : Cloudy / Dry

These results are provisional until the conclusion of any judicial and technical matters.

Croft

Circuit Length = 2.1250 miles

Start: 12:08 End: 12:25

Clerk of Course :

Timekeeper :

**Lackford Engineering Austin Healey Club Race Championship**  
**QUALIFYING - RACE 7 - LAP ANALYSIS**


<b>1</b>	<b>David SMITHIES</b>		<b>B Austin Healey 3000</b>				
1 -	1:45.926	+ 4.684	12:12:03.693	5 -	1:41.280	+ 0.038	12:18:51.023
2 -	1:42.050	+ 0.808	12:13:45.743	6 -	<b>1:41.242</b>		<b>12:20:32.265</b>
3 -	1:41.638	+ 0.396	12:15:27.381	7 -	1:41.446	+ 0.204	12:22:13.711
4 -	1:42.362	+ 1.120	12:17:09.743	8 -	1:42.964	+ 1.722	12:23:56.675
<b>9</b>	<b>Patrick HARRIS</b>		<b>E Austin Healey Sprite</b>				
1 -	1:53.770	+ 8.126	12:12:13.235	5 -	1:45.756	+ 0.112	12:19:22.175
2 -	1:48.983	+ 3.339	12:14:02.218	6 -	<b>1:45.644</b>		<b>12:21:07.819</b>
3 -	1:47.615	+ 1.971	12:15:49.833	7 -	1:46.365	+ 0.721	12:22:54.184
4 -	1:46.586	+ 0.942	12:17:36.419	8 -	1:46.230	+ 0.586	12:24:40.414
<b>11</b>	<b>Tony WILSON-SPRATT</b>		<b>G WSM Sprite Sprint</b>				
1 -	1:54.436	+ 6.559	12:12:28.263	5 -	1:49.566	+ 1.689	12:19:47.217
2 -	1:49.602	+ 1.725	12:14:17.865	6 -	1:48.694	+ 0.817	12:21:35.911
3 -	1:49.463	+ 1.586	12:16:07.328	7 -	<b>1:47.877</b>		<b>12:23:23.788</b>
4 -	1:50.323	+ 2.446	12:17:57.651				
<b>12</b>	<b>Drew CAMERON</b>		<b>E Austin Healey Frogeye Sprite</b>				
<b>26</b>	<b>Brian BEDFORD</b>		<b>D Austin Healey SPRITE</b>				
1 -	1:55.705	+ 8.373	12:12:18.398	5 -	1:54.568	+ 7.236	12:19:41.693
2 -	1:50.952	+ 3.620	12:14:09.350	6 -	<b>1:47.332</b>		<b>12:21:29.025</b>
3 -	1:49.285	+ 1.953	12:15:58.635	7 -	1:48.206	+ 0.874	12:23:17.231
4 -	1:48.490	+ 1.158	12:17:47.125	8 -	1:47.533	+ 0.201	12:25:04.764
<b>27</b>	<b>Neil CAMERON</b>		<b>D Austin Healey Arkley Sprite</b>				
1 -	1:54.162	+ 10.137	12:12:27.320	5 -	1:47.316	+ 3.291	12:19:36.221
2 -	1:48.071	+ 4.046	12:14:15.391	6 -	1:45.302	+ 1.277	12:21:21.523
3 -	1:46.933	+ 2.908	12:16:02.324	7 -	1:44.564	+ 0.539	12:23:06.087
4 -	1:46.581	+ 2.556	12:17:48.905	8 -	<b>1:44.025</b>		<b>12:24:50.112</b>
<b>64</b>	<b>Adrian BALL</b>		<b>B Austin Healey 3</b>				
1 -	1:48.646	+ 2.700	12:12:11.276	5 -	1:46.370	+ 0.424	12:19:21.372
2 -	1:48.673	+ 2.727	12:13:59.949	6 -	<b>1:45.946</b>		<b>12:21:07.318</b>
3 -	1:47.951	+ 2.005	12:15:47.900	7 -	1:46.586	+ 0.640	12:22:53.904
4 -	1:47.102	+ 1.156	12:17:35.002	8 -	1:46.323	+ 0.377	12:24:40.227

Weather / Track : Cloudy / Dry

Croft  
 Circuit Length = 2.1250 miles  
 Start: 12:08 End: 12:25

# Lackford Engineering Austin Healey Club Race Championship

## RACE 7 - GRID

ROW 4	12	Drew CAMERON	
ROW 3	26	1:47.332 Brian BEDFORD	11 1:47.877 Tony WILSON-SPRATT
ROW 2	9	1:45.644 Patrick HARRIS	64 1:45.946 Adrian BALL
ROW 1	1	1:41.242 David SMITHIES	27 1:44.025 Neil CAMERON
<b>Pole</b>			
			


Croft  
Circuit Length = 2.1250 miles

**These results are provisional until the conclusion of any judicial and technical matters.**

Clerk of Course :		Timekeeper :

# Lackford Engineering Austin Healey Club Race Championship

## RACE 15 - GRID

ROW 4	12	Drew CAMERON	
ROW 3	26	1:47.533 Brian BEDFORD	11 1:48.694 Tony WILSON-SPRATT
ROW 2	9	1:45.756 Patrick HARRIS	64 1:46.323 Adrian BALL
ROW 1	1	1:41.280 David SMITHIES	27 1:44.564 Neil CAMERON
<b>Pole</b>			
			

Croft  
Circuit Length = 2.1250 miles

**These results are provisional until the conclusion of any judicial and technical matters.**

Clerk of Course :		Timekeeper :
-------------------	--	--------------

# DDMC Northern Saloon & Sportscar Championship (Classes B, C, D & H)

## QUALIFYING - RACE 8 - CLASSIFICATION

POS	NO	CL	NAME	ENTRY	TIME	ON	LAPS	GAP	DIFF	MPH
1	44	B	Michael CUTT	BMW M3	1:34.559	2	9			80.90
2	21	B	Ken HALL	Austin Rover Metro	1:35.983	9	9	1.424	1.424	79.70
3	15	C	David COX	Peugeot 205 gti	1:36.834	2	6	2.275	0.851	79.00
4	70	B	Mark ARMSTRONG	Subaru Imprezza	1:37.124	3	8	2.565	0.290	78.76
5	49	B	Mike WILLIAMSON	Mitsubishi EVO4	1:37.208	4	8	2.649	0.084	78.69
6	53	D	Jason SOUTH	Peugeot 205 TMSport	1:38.059	4	8	3.500	0.851	78.01
7	46	B	IAN HUMPIISH	Volkswagen Beetle RSi	1:38.242	2	8	3.683	0.183	77.86
8	67	D	Peter DIXON	Honda Civic 1.6VT	1:38.320	3	8	3.761	0.078	77.80
9	1	D	Paul MOSS	Citroen Saxo	1:38.393	5	9	3.834	0.073	77.75
10	89	B	Stephen KELL	Ford Sierra XR4	1:38.601	2	7	4.042	0.208	77.58
11	2	B	Daniel IRVING	Mazda MX5	1:38.989	4	8	4.430	0.388	77.28
12	65	D	Andy ROBINSON	Ford Fiesta XR2	1:39.181	4	8	4.622	0.192	77.13
13	55	D	Daniel MCKAY	Ford Fiesta MK2 XR2	1:40.556	2	4	5.997	1.375	76.07
14	17	D	Simon GIBSON	Honda Integra	1:40.660	5	7	6.101	0.104	75.99
15	11	D	Martin ADDISON	Peugeot 106 Rallye	1:41.310	5	8	6.751	0.650	75.51
16	16	D	Michael STARKEY	Ford Fiesta XR2	1:41.527	5	8	6.968	0.217	75.35
17	32	D	Simon BAKER	Ford Fiesta	1:43.434	3	8	8.875	1.907	73.96
18	5	D	Terry WRIGHT	Rover 25	1:44.905	7	8	10.346	1.471	72.92
19	35	D	Ian BLACKLIN	Ford Fiesta	1:45.057	4	7	10.498	0.152	72.81
20	69	D	Stephen THOMPSON	Ford Fiesta XRST	1:45.486	2	4	10.927	0.429	72.52
21	81	B	Chris SNELL	Mitsubishi Evo 6 RS	1:46.425	4	7	11.866	0.939	71.88
22	42	B	David HEWITSON	Toyota Surpra	1:49.147	6	7	14.588	2.722	70.08
23	34	D	Michael STANLEY	Ford Fiesta	1:50.401	5	7	15.842	1.254	69.29
24	68	D	Steven CRAGGS	Ford Fiesta	1:50.488	1	1	15.929	0.087	69.23

Weather / Track : Cloudy / Dry  
 These results are provisional until the conclusion of any judicial and technical matters.

Croft  
 Circuit Length = 2.1250 miles  
 Start: 12:30 End: 12:47

Clerk of Course :	Timekeeper :
-------------------	--------------

**DDMC Northern Saloon & Sportscar Championship (Classes B, C, D & H)**  
**QUALIFYING - RACE 8 - LAP ANALYSIS**

<b>1</b>	<b>Paul MOSS</b>		<b>D Citroen Saxo</b>				
1 -	1:39.351	+ 0.958	12:33:27.746	6 -	1:38.912	+ 0.519	12:41:41.176
2 -	1:38.728	+ 0.335	12:35:06.474	7 -	1:39.518	+ 1.125	12:43:20.694
3 -	1:38.728	+ 0.335	12:36:45.202	8 -	1:39.493	+ 1.100	12:45:00.187
4 -	1:38.669	+ 0.276	12:38:23.871	9 -	1:39.713	+ 1.320	12:46:39.900
5 -	<b>1:38.393</b>		<b>12:40:02.264</b>				
<b>2</b>	<b>Daniel IRVING</b>		<b>B Mazda MX5</b>				
1 -	1:44.056	+ 5.067	12:34:11.688	5 -	1:40.141	+ 1.152	12:40:54.706
2 -	1:44.473	+ 5.484	12:35:56.161	6 -	1:40.221	+ 1.232	12:42:34.927
3 -	1:39.415	+ 0.426	12:37:35.576	7 -	1:39.831	+ 0.842	12:44:14.758
4 -	<b>1:38.989</b>		<b>12:39:14.565</b>	8 -	1:45.517	+ 6.528	12:46:00.275
<b>5</b>	<b>Terry WRIGHT</b>		<b>D Rover 25</b>				
1 -	1:48.149	+ 3.244	12:33:57.400	5 -	1:45.720	+ 0.815	12:40:58.732
2 -	1:45.434	+ 0.529	12:35:42.834	6 -	1:46.946	+ 2.041	12:42:45.678
3 -	1:45.212	+ 0.307	12:37:28.046	7 -	<b>1:44.905</b>		<b>12:44:30.583</b>
4 -	1:44.966	+ 0.061	12:39:13.012	8 -	1:46.682	+ 1.777	12:46:17.265
<b>11</b>	<b>Martin ADDISON</b>		<b>D Peugeot 106 Rallye</b>				
1 -	1:42.860	+ 1.550	12:34:15.417	5 -	<b>1:41.310</b>		<b>12:41:08.781</b>
2 -	1:41.965	+ 0.655	12:35:57.382	6 -	1:42.017	+ 0.707	12:42:50.798
3 -	1:41.921	+ 0.611	12:37:39.303	7 -	1:43.077	+ 1.767	12:44:33.875
4 -	1:48.168	+ 6.858	12:39:27.471	8 -	1:41.939	+ 0.629	12:46:15.814
<b>15</b>	<b>David COX</b>		<b>C Peugeot 205 gti</b>				
1 -	1:39.755	+ 2.921	12:33:26.709	4 -	1:36.958	+ 0.124	12:38:17.739
2 -	<b>1:36.834</b>		<b>12:35:03.543</b>	5 -	1:37.115	+ 0.281	12:39:54.854
3 -	1:37.238	+ 0.404	12:36:40.781	6 -	1:37.989	+ 1.155	12:41:32.843
<b>16</b>	<b>Michael STARKEY</b>		<b>D Ford Fiesta XR2</b>				
1 -	1:42.974	+ 1.447	12:33:42.646	5 -	<b>1:41.527</b>		<b>12:40:29.833</b>
2 -	1:42.107	+ 0.580	12:35:24.753	6 -	1:44.307	+ 2.780	12:42:14.140
3 -	1:41.668	+ 0.141	12:37:06.421	7 -	1:42.266	+ 0.739	12:43:56.406
4 -	1:41.885	+ 0.358	12:38:48.306	8 -	1:41.867	+ 0.340	12:45:38.273
<b>17</b>	<b>Simon GIBSON</b>		<b>D Honda Integra</b>				
1 -	1:42.799	+ 2.139	12:34:26.129	5 -	<b>1:40.660</b>		<b>12:41:32.552</b>
2 -	2:04.186	+ 23.526	12:36:30.315	6 -	1:44.449	+ 3.789	12:43:17.001
3 -	1:40.722	+ 0.062	12:38:11.037	7 -	1:40.705	+ 0.045	12:44:57.706
4 -	1:40.855	+ 0.195	12:39:51.892				
<b>21</b>	<b>Ken HALL</b>		<b>B Austin Rover Metro</b>				
1 -	1:37.749	+ 1.766	12:33:34.665	6 -	1:36.919	+ 0.936	12:41:44.617
2 -	1:37.808	+ 1.825	12:35:12.473	7 -	1:36.615	+ 0.632	12:43:21.232
3 -	1:37.602	+ 1.619	12:36:50.075	8 -	1:36.644	+ 0.661	12:44:57.876
4 -	1:39.151	+ 3.168	12:38:29.226	9 -	<b>1:35.983</b>		<b>12:46:33.859</b>
5 -	1:38.472	+ 2.489	12:40:07.698				
<b>32</b>	<b>Simon BAKER</b>		<b>D Ford Fiesta</b>				
1 -	1:48.842	+ 5.408	12:33:56.110	5 -	1:44.197	+ 0.763	12:40:53.353
2 -	1:46.021	+ 2.587	12:35:42.131	6 -	1:44.833	+ 1.399	12:42:38.186
3 -	<b>1:43.434</b>		<b>12:37:25.565</b>	7 -	1:43.651	+ 0.217	12:44:21.837
4 -	1:43.591	+ 0.157	12:39:09.156	8 -	1:45.199	+ 1.765	12:46:07.036
<b>34</b>	<b>Michael STANLEY</b>		<b>D Ford Fiesta</b>				
1 -	2:15.849	+ 25.448	12:34:43.296	5 -	<b>1:50.401</b>		<b>12:42:07.692</b>
2 -	1:51.802	+ 1.401	12:36:35.098	6 -	1:50.689	+ 0.288	12:43:58.381
3 -	1:51.354	+ 0.953	12:38:26.452	7 -	1:51.707	+ 1.306	12:45:50.088
4 -	1:50.839	+ 0.438	12:40:17.291				

Weather / Track : Cloudy / Dry

Croft  
 Circuit Length = 2.1250 miles  
 Start: 12:30 End: 12:47

**DDMC Northern Saloon & Sportscar Championship (Classes B, C, D & H)**  
**QUALIFYING - RACE 8 - LAP ANALYSIS**

<b>35</b>	<b>Ian BLACKLIN</b>		<b>D Ford Fiesta</b>				
1 -	1:51.522	+ 6.465	12:34:06.929	5 -	1:47.212	+ 2.155	12:41:15.421
2 -	1:47.456	+ 2.399	12:35:54.385	6 -	1:47.596	+ 2.539	12:43:03.017
3 -	1:48.767	+ 3.710	12:37:43.152	7 -	1:54.182	+ 9.125	12:44:57.199
4 -	<b>1:45.057</b>		<b>12:39:28.209</b>				
<b>42</b>	<b>David HEWITSON</b>		<b>B Toyota Surpra</b>				
1 -	1:56.924	+ 7.777	12:34:50.962	5 -	1:53.009	+ 3.862	12:42:22.639
2 -	1:55.911	+ 6.764	12:36:46.873	6 -	<b>1:49.147</b>		<b>12:44:11.786</b>
3 -	1:51.888	+ 2.741	12:38:38.761	7 -	1:49.771	+ 0.624	12:46:01.557
4 -	1:50.869	+ 1.722	12:40:29.630				
<b>44</b>	<b>Michael CUTT</b>		<b>B BMW M3</b>				
1 -	1:35.403	+ 0.844	12:33:20.058	6 -	1:36.171	+ 1.612	12:41:19.245
2 -	<b>1:34.559</b>		<b>12:34:54.617</b>	7 -	1:35.192	+ 0.633	12:42:54.437
3 -	1:38.053	+ 3.494	12:36:32.670	8 -	1:36.690	+ 2.131	12:44:31.127
4 -	1:35.260	+ 0.701	12:38:07.930	9 -	1:36.894	+ 2.335	12:46:08.021
5 -	1:35.144	+ 0.585	12:39:43.074				
<b>46</b>	<b>IAN HUMPIHSH</b>		<b>B Volkswagen Beetle RSi</b>				
1 -	1:38.507	+ 0.265	12:33:29.507	5 -	1:38.825	+ 0.583	12:40:05.800
2 -	<b>1:38.242</b>		<b>12:35:07.749</b>	6 -	1:44.157	+ 5.915	12:41:49.957
3 -	1:39.264	+ 1.022	12:36:47.013	7 -	1:38.516	+ 0.274	12:43:28.473
4 -	1:39.962	+ 1.720	12:38:26.975	8 -	1:47.748	+ 9.506	12:45:16.221
<b>49</b>	<b>Mike WILLIAMSON</b>		<b>B Mitsubishi EVO4</b>				
1 -	1:41.415	+ 4.207	12:34:02.479	5 -	1:37.488	+ 0.280	12:40:33.365
2 -	1:38.512	+ 1.304	12:35:40.991	6 -	1:38.042	+ 0.834	12:42:11.407
3 -	1:37.678	+ 0.470	12:37:18.669	7 -	1:38.164	+ 0.956	12:43:49.571
4 -	<b>1:37.208</b>		<b>12:38:55.877</b>	8 -	1:37.893	+ 0.685	12:45:27.464
<b>53</b>	<b>Jason SOUTH</b>		<b>D Peugeot 205 TMSport</b>				
1 -	1:47.851	+ 9.792	12:34:21.606	5 -	1:38.455	+ 0.396	12:40:57.713
2 -	1:39.104	+ 1.045	12:36:00.710	6 -	1:39.099	+ 1.040	12:42:36.812
3 -	1:40.489	+ 2.430	12:37:41.199	7 -	1:38.576	+ 0.517	12:44:15.388
4 -	<b>1:38.059</b>		<b>12:39:19.258</b>	8 -	1:39.462	+ 1.403	12:45:54.850
<b>55</b>	<b>Daniel MCKAY</b>		<b>D Ford Fiesta MK2 XR2</b>				
1 -	1:42.549	+ 1.993	12:34:22.011	3 -	1:40.584	+ 0.028	12:37:43.151
2 -	<b>1:40.556</b>		<b>12:36:02.567</b>	4 -	1:41.747	+ 1.191	12:39:24.898
<b>65</b>	<b>Andy ROBINSON</b>		<b>D Ford Fiesta XR2</b>				
1 -	1:40.294	+ 1.113	12:33:56.087	5 -	1:40.789	+ 1.608	12:40:37.378
2 -	1:40.445	+ 1.264	12:35:36.532	6 -	1:42.262	+ 3.081	12:42:19.640
3 -	1:40.876	+ 1.695	12:37:17.408	7 -	1:39.554	+ 0.373	12:43:59.194
4 -	<b>1:39.181</b>		<b>12:38:56.589</b>	8 -	1:41.578	+ 2.397	12:45:40.772
<b>67</b>	<b>Peter DIXON</b>		<b>D Honda Civic 1.6VT</b>				
1 -	1:40.655	+ 2.335	12:34:48.823	5 -	1:38.465	+ 0.145	12:41:28.480
2 -	1:39.841	+ 1.521	12:36:28.664	6 -	1:44.183	+ 5.863	12:43:12.663
3 -	<b>1:38.320</b>		<b>12:38:06.984</b>	7 -	1:40.404	+ 2.084	12:44:53.067
4 -	1:43.031	+ 4.711	12:39:50.015	8 -	1:38.455	+ 0.135	12:46:31.522
<b>68</b>	<b>Steven CRAGGS</b>		<b>D Ford Fiesta</b>				
1 -	<b>1:50.488</b>		<b>12:34:22.617</b>				
<b>69</b>	<b>Stephen THOMPSON</b>		<b>D Ford Fiesta XRST</b>				
1 -	1:47.559	+ 2.073	12:34:25.102	3 -	1:54.073	+ 8.587	12:38:04.661
2 -	<b>1:45.486</b>		<b>12:36:10.588</b>	4 -	1:48.515	+ 3.029	12:39:53.176

Weather / Track : Cloudy / Dry

Croft  
 Circuit Length = 2.1250 miles  
 Start: 12:30 End: 12:47

**DDMC Northern Saloon & Sportscar Championship (Classes B, C, D & H)**  
**QUALIFYING - RACE 8 - LAP ANALYSIS**

<b>70</b>	<b>Mark ARMSTRONG</b>		<b>B Subaru Imprezza</b>				
1 -	1:39.227	+ 2.103	12:33:59.246	5 -	1:37.342	+ 0.218	12:40:29.996
2 -	1:38.150	+ 1.026	12:35:37.396	6 -	1:39.855	+ 2.731	12:42:09.851
3 -	<b>1:37.124</b>		<b>12:37:14.520</b>	7 -	1:40.884	+ 3.760	12:43:50.735
4 -	1:38.134	+ 1.010	12:38:52.654	8 -	1:38.286	+ 1.162	12:45:29.021
<b>81</b>	<b>Chris SNELL</b>		<b>B Mitsubishi Evo 6 RS</b>				
1 -	1:50.957	+ 4.532	12:34:09.764	5 -	1:46.674	+ 0.249	12:41:27.537
2 -	1:48.828	+ 2.403	12:35:58.592	6 -	1:59.735	+ 13.310	12:43:27.272
3 -	1:55.846	+ 9.421	12:37:54.438	7 -	2:02.989	+ 16.564	12:45:30.261
4 -	<b>1:46.425</b>		<b>12:39:40.863</b>				
<b>89</b>	<b>Stephen KELL</b>		<b>B Ford Sierra XR4</b>				
1 -	1:40.762	+ 2.161	12:34:05.161	5 -	1:40.772	+ 2.171	12:40:43.498
2 -	<b>1:38.601</b>		<b>12:35:43.762</b>	6 -	2:00.763	+ 22.162	12:42:44.261
3 -	1:39.121	+ 0.520	12:37:22.883	7 -	1:39.501	+ 0.900	12:44:23.762
4 -	1:39.843	+ 1.242	12:39:02.726				

Weather / Track : Cloudy / Dry

Croft  
 Circuit Length = 2.1250 miles  
 Start: 12:30 End: 12:47



# DDMC Northern Saloon & Sports-car Championship (Classes B, C, D & H)

## RACE 8 - GRID

ROW 12	1:50.401 34 Michael STANLEY	1:50.488 68 Steven CRAGGS
ROW 11	1:46.425 81 Chris SNELL	1:49.147 42 David HEWITSON
ROW 10	1:45.057 35 Ian BLACKLIN	1:45.486 69 Stephen THOMPSON
ROW 9	1:43.434 32 Simon BAKER	1:44.905 5 Terry WRIGHT
ROW 8	1:41.310 11 Martin ADDISON	1:41.527 16 Michael STARKEY
ROW 7	1:40.556 55 Daniel MCKAY	1:40.660 17 Simon GIBSON
ROW 6	1:38.989 2 Daniel IRVING	1:39.181 65 Andy ROBINSON
ROW 5	1:38.393 1 Paul MOSS	1:38.601 89 Stephen KELL
ROW 4	1:38.242 46 IAN HUMPIISH	1:38.320 67 Peter DIXON
ROW 3	1:37.208 49 Mike WILLIAMSON	1:38.059 53 Jason SOUTH
ROW 2	1:36.834 15 David COX	1:37.124 70 Mark ARMSTRONG
ROW 1	1:34.559 44 Michael CUTT	1:35.983 21 Ken HALL

**Pole**




Croft  
Circuit Length = 2.1250 miles

**These results are provisional until the conclusion of any judicial and technical matters.**

Clerk of Course :		Timekeeper :
-------------------	--	--------------

# DDMC Northern Saloon & Sports-car Championship (Classes B, C, D & H)

## RACE 19 - GRID

ROW 12	1:50.689 34 Michael STANLEY	68 Steven CRAGGS
ROW 11	1:47.559 69 Stephen THOMPSON	1:49.771 42 David HEWITSON
ROW 10	1:46.674 81 Chris SNELL	1:47.212 35 Ian BLACKLIN
ROW 9	1:43.591 32 Simon BAKER	1:44.966 5 Terry WRIGHT
ROW 8	1:41.668 16 Michael STARKEY	1:41.921 11 Martin ADDISON
ROW 7	1:40.584 55 Daniel MCKAY	1:40.705 17 Simon GIBSON
ROW 6	1:39.415 2 Daniel IRVING	1:39.554 65 Andy ROBINSON
ROW 5	1:38.669 1 Paul MOSS	1:39.121 89 Stephen KELL
ROW 4	1:38.455 67 Peter DIXON	1:38.507 46 IAN HUMPIISH
ROW 3	1:37.488 49 Mike WILLIAMSON	1:38.455 53 Jason SOUTH
ROW 2	1:36.958 15 David COX	1:37.342 70 Mark ARMSTRONG
ROW 1	1:35.144 44 Michael CUTT	1:36.615 21 Ken HALL
<b>Pole</b>		
		

Croft  
Circuit Length = 2.1250 miles

**These results are provisional until the conclusion of any judicial and technical matters.**

Clerk of Course :		Timekeeper :
-------------------	--	--------------

# Dunlop Production Touring Car Trophy

## RACE 1 - CLASSIFICATION

POS	NO	CL	NAME	ENTRY	LAPS	TIME	GAP	DIFF	MPH	BEST	ON
1	6	A	Josh COOK	Renault Megane	13	20:37.939			80.33	1:33.548	4
2	1	A	Adrian CHURCHILL	Vauxhall Astra VXR	13	20:43.387	5.448	5.448	79.98	1:34.163	2
3	2	A	Thomas CARNABY	Vauxhall Astra VXR	13	20:46.308	8.369	2.921	79.79	1:34.300	2
4	3	A	Rob SMITH	BMW 330D E90	13	20:47.092	9.153	0.784	79.74	1:34.112	2
5	15	A	Joseph GIRLING	Vauxhall Astra	13	20:47.235	9.296	0.143	79.73	1:33.996	5
6	9	A	Dan MALONE	Seat Leon Cupra	13	20:47.399	9.460	0.164	79.72	1:33.627	8
7	8	A	Kevin GEORGE	Vauxhall Astra	13	21:02.414	24.475	15.015	78.77	1:35.540	9
8	14	A	Joe MCMILLIAN	Seat Leon	13	21:09.147	31.208	6.733	78.36	1:35.483	7
9	28	A	Steve JOHNSON	Vauxhall Astra VXR	13	21:18.756	40.817	9.609	77.77	1:35.534	4
10	35	B	Phil BOLAND	Skoda Fabia	12	21:38.902	1 lap	1 lap	70.67	1:46.388	4

### NOT CLASSIFIED

DNF	7	A	Ryan BENSLEY	Vauxhall Astra VXR	10	18:16.342	3 laps	2 laps	69.77	1:35.089	6
DNF	5	A	Gary DUCKMAN	Seat Leon	3	4:54.126	10 laps	7 laps	78.02	1:34.076	2

### FASTEST LAP

6	A	Josh COOK	Renault Megane	4	1:33.548	81.77 mph	131.60 kph
35	B	Phil BOLAND	Skoda Fabia	4	1:46.388	71.90 mph	115.72 kph

Weather / Track : Cloudy / Dry

These results are provisional until the conclusion of any judicial and technical matters.

Croft

Circuit Length = 2.1250 miles

Start: 14:02 End: 14:23

Clerk of Course :

Timekeeper :

# Dunlop Production Touring Car Trophy

## RACE 1 - LAP CHART

Lap 1			Lap 2			Lap 3			Lap 4			Lap 5		
No	Behind	Laptime	No	Behind	Laptime	No	Behind	Laptime	No	Behind	Laptime	No	Behind	Laptime
3		1:42.325	3		1:34.112	6		1:33.737	6		1:33.548	6		1:33.642
6	0.404	1:42.729	6	0.450	1:34.158	3	1.472	1:35.659	3	2.883	1:34.959	3	4.699	1:35.458
5	0.696	1:43.021	5	0.660	1:34.076	2	2.525	1:35.294	1	4.518	1:34.838	1	5.207	1:34.331
2	1.230	1:43.555	2	1.418	1:34.300	1	3.228	1:35.574	15	5.782	1:34.749	15	6.136	1:33.996
1	1.790	1:44.115	1	1.841	1:34.163	5	3.502	1:37.029	2	6.017	1:37.040	2	6.943	1:34.568
15	2.117	1:44.442	15	2.893	1:34.888	15	4.581	1:35.875	7	7.538	1:35.948	7	10.176	1:36.280
7	3.008	1:45.333	7	4.216	1:35.320	7	5.138	1:35.109	9	7.740	1:35.527	9	10.805	1:36.707
9	3.443	1:45.768	9	4.367	1:35.036	9	5.761	1:35.581	28	9.544	1:35.534	28	12.964	1:37.062
28	4.377	1:46.702	28	5.844	1:35.579	28	7.558	1:35.901	8	11.109	1:35.860	8	13.112	1:35.645
8	5.089	1:47.414	8	7.268	1:36.291	8	8.797	1:35.716	14	17.289	1:37.241	14	20.079	1:36.432
14	6.134	1:48.459	14	10.509	1:38.487	14	13.596	1:37.274	35	52.608	1:46.388	35	1:06.146	1:47.180
35	13.418	1:55.743	35	26.639	1:47.333	35	39.768	1:47.316						

Weather / Track : Cloudy / Dry

Croft  
 Circuit Length = 2.1250 miles  
 Start: 14:02 End: 14:23

# Dunlop Production Touring Car Trophy

## RACE 1 - LAP CHART

Lap 6			Lap 7			Lap 8			Lap 9			Lap 10		
No	Behind	Laptime	No	Behind	Laptime	No	Behind	Laptime	No	Behind	Laptime	No	Behind	Laptime
6		1:34.495	6		1:34.351	6		1:35.072	6		1:34.297	6		1:35.413
3	5.550	1:35.346	3	6.049	1:34.850	3	6.442	1:35.465	3	7.754	1:35.609	1	7.436	1:34.800
1	5.829	1:35.117	1	6.314	1:34.836	1	6.620	1:35.378	1	8.049	1:35.726	3	7.960	1:35.619
15	6.469	1:34.828	15	7.211	1:35.093	15	7.899	1:35.760	15	8.728	1:35.126	2	8.958	1:35.086
2	6.929	1:34.481	2	8.057	1:35.479	2	8.628	1:35.643	2	9.285	1:34.954	15	9.079	1:35.764
7	10.770	1:35.089	9	10.847	1:34.389	9	9.402	1:33.627	9	9.767	1:34.662	9	11.051	1:36.697
9	10.809	1:34.499	7	12.481	1:36.062	7	13.233	1:35.824	35	1 LAP	1:50.897	7	15.395	1:36.626
28	16.802	1:38.333	8	19.084	1:36.378	8	19.792	1:35.780	7	14.182	1:35.246	8	21.817	1:36.195
8	17.057	1:38.440	28	21.125	1:38.674	28	24.982	1:38.929	8	21.035	1:35.540	35	1 LAP	1:48.612
14	21.355	1:35.771	14	22.487	1:35.483	14	25.104	1:37.689	14	26.783	1:35.976	14	27.347	1:35.977
35	1:18.233	1:46.582	35	1:30.804	1:46.922				28	28.916	1:38.231	28	31.507	1:38.004

Weather / Track : Cloudy / Dry

Croft  
Circuit Length = 2.1250 miles  
Start: 14:02 End: 14:23

# Dunlop Production Touring Car Trophy

## RACE 1 - LAP CHART

Lap 11			Lap 12			Lap 13		
No	Behind	Laptime	No	Behind	Laptime	No	Behind	Laptime
6		1:34.010	6		1:35.830	6		1:36.657
1	7.952	1:34.526	1	7.065	1:34.943	1	5.448	1:35.040
3	9.248	1:35.298	3	8.981	1:35.563	2	8.369	1:35.266
2	9.963	1:35.015	2	9.760	1:35.627	3	9.153	1:36.829
15	10.477	1:35.408	15	10.304	1:35.657	15	9.296	1:35.649
9	11.045	1:34.004	9	10.795	1:35.580	9	9.460	1:35.322
8	23.615	1:35.808	8	23.902	1:36.117	8	24.475	1:37.230
14	29.696	1:36.359	14	31.616	1:37.750	14	31.208	1:36.249
28	35.501	1:38.004	28	37.850	1:38.179	28	40.817	1:39.624
35	1 LAP	1:48.004	35	1 LAP	1:46.937	35	1 LAP	1:46.988

Weather / Track : Cloudy / Dry


Croft  
 Circuit Length = 2.1250 miles  
 Start: 14:02 End: 14:23

# Dunlop Production Touring Car Trophy

## RACE 9 - GRID

ROW 6	7 Ryan BENSLEY	5 Gary DUCKMAN
ROW 5	28 Steve JOHNSON	35 Phil BOLAND
ROW 4	8 Kevin GEORGE	14 Joe MCMILLIAN
ROW 3	15 Joseph GIRLING	9 Dan MALONE
ROW 2	2 Thomas CARNABY	3 Rob SMITH
ROW 1	6 Josh COOK	1 Adrian CHURCHILL

**Pole**



Croft  
Circuit Length = 2.1250 miles

**These results are provisional until the conclusion of any judicial and technical matters.**

Clerk of Course :		Timekeeper :
-------------------	--	--------------

# Dunlop Mini Se7en Challenge

## RACE 2 - CLASSIFICATION

POS	NO	CL	NAME	ENTRY	LAPS	TIME	GAP	DIFF	MPH	BEST	ON
1	2		Andrew DEVINY	Mini Seven	10	17:59.429			70.87	1:46.308	4
2	35		Paul SPARK	Mini Seven	10	18:02.283	2.854	2.854	70.68	1:46.652	3
3	6		James COULSON	Mini Seven	10	18:03.006	3.577	0.723	70.63	1:46.748	4
4	46		Max HUNTER	Mini Seven	10	18:04.484	5.055	1.478	70.54	1:46.473	3
5	8		Gareth HUNT	Mini Seven	10	18:22.189	22.760	17.705	69.40	1:48.913	2
6	36		Damon ASTIN	Mini Seven	10	18:23.655	24.226	1.466	69.31	1:48.459	7
7	87		Ashley DAVIES	Mini Seven	10	18:24.426	24.997	0.771	69.26	1:48.768	6
8	9		Darren THOMAS	Mini Seven	10	18:37.323	37.894	12.897	68.46	1:48.565	7
9	28		Jabez DYER	Mini Seven	10	18:38.497	39.068	1.174	68.39	1:50.057	3
10	91		Julian AFFLECK	Mini Seven	10	18:39.383	39.954	0.886	68.34	1:50.179	2
11	88		Kieren MCDONALD	Mini Seven	10	18:42.172	42.743	2.789	68.17	1:50.170	4
12	44		Adam SMITH	Mini Seven	10	18:51.770	52.341	9.598	67.59	1:51.269	2
13	38		Steven HOPPER	Mini Seven	10	18:57.113	57.684	5.343	67.27	1:50.787	4
14	25		Mike RAYNER	Mini Seven	10	19:07.619	1:08.190	10.506	66.66	1:52.404	2
15	69		Steve TRENCH	Mini Seven	10	19:08.134	1:08.705	0.515	66.63	1:52.682	10
16	92		Kevin O'SHEA	Mini Seven	10	19:57.510	1:58.081	49.376	63.88	1:56.567	2
NOT CLASSIFIED											
DNF	60		Malcom KEAT	Mini Se7en	7	13:24.081	3 laps	3 laps	66.59	1:51.380	2
DNF	95		Julian PROCTOR	Mini Seven	4	7:38.134	6 laps	3 laps	66.79	1:51.114	2
DNF	63		David ROBINSON	Mini Seven	3	6:00.675	7 laps	1 lap	63.63	1:55.398	3
DNF	5		Graeme DAVIS	Mini Seven	3	12:12.399	7 laps	3:50.773	31.33	1:46.827	2
DNF	77		Tristen KNIGHT	Mini Seven	1	4:37.046	9 laps	2 laps	27.61		
FASTEST LAP											
	2		Andrew DEVINY	Mini Seven	4	1:46.308			71.96 mph	115.81 kph	

Weather / Track : Cloudy / Dry

These results are provisional until the conclusion of any judicial and technical matters.

Croft

Circuit Length = 2.1250 miles

Start: 14:41 End: 15:01

Clerk of Course :		Timekeeper :
-------------------	--	--------------



# Dunlop Mini Se7en Challenge

## RACE 2 - LAP CHART

Lap 1			Lap 2			Lap 3			Lap 4			Lap 5		
No	Behind	Laptime	No	Behind	Laptime	No	Behind	Laptime	No	Behind	Laptime	No	Behind	Laptime
2		1:53.330	2		1:46.838	2		1:47.044	2		1:46.308	2		1:47.380
35	0.670	1:54.000	46	1.269	1:46.962	46	0.698	1:46.473	46	1.211	1:46.821	46	1.325	1:47.494
46	1.145	1:54.475	35	1.613	1:47.781	35	1.221	1:46.652	35	1.569	1:46.656	35	1.710	1:47.521
6	1.729	1:55.059	6	1.959	1:47.068	6	1.739	1:46.824	6	2.179	1:46.748	6	2.223	1:47.424
5	2.554	1:55.884	5	2.543	1:46.827	8	9.175	1:50.377	8	12.250	1:49.383	8	14.184	1:49.314
8	3.767	1:57.097	8	5.842	1:48.913	36	10.208	1:49.810	9	12.951	1:48.868	9	14.638	1:49.067
36	4.921	1:58.251	36	7.442	1:49.359	9	10.391	1:49.541	36	13.954	1:50.054	36	15.328	1:48.754
77	5.506	1:58.836	9	7.894	1:48.744	87	12.204	1:49.622	87	14.875	1:48.979	87	16.402	1:48.907
9	5.988	1:59.318	87	9.626	1:49.928	28	14.695	1:50.057	28	18.859	1:50.472	28	22.184	1:50.705
87	6.536	1:59.866	28	11.682	1:50.442	88	15.496	1:50.333	88	19.358	1:50.170	88	23.057	1:51.079
28	8.078	2:01.408	88	12.207	1:50.497	91	16.069	1:50.544	91	20.052	1:50.291	91	23.512	1:50.840
88	8.548	2:01.878	91	12.569	1:50.179	44	19.268	1:52.055	44	24.517	1:51.557	44	30.171	1:53.034
91	9.228	2:02.558	95	14.044	1:51.114	95	19.398	1:52.398	95	24.614	1:51.524	60	31.453	1:53.136
95	9.768	2:03.098	44	14.257	1:51.269	60	20.354	1:51.577	60	25.697	1:51.651	38	32.076	1:51.727
44	9.826	2:03.156	60	15.821	1:51.380	38	23.250	1:51.213	38	27.729	1:50.787	69	40.068	1:54.627
60	11.279	2:04.609	38	19.081	1:53.051	69	25.727	1:53.219	69	32.821	1:53.402	25	40.626	1:54.254
69	12.426	2:05.756	69	19.552	1:53.964	25	26.406	1:53.359	25	33.752	1:53.654	5	2 LAPS	6:08.737 P
38	12.868	2:06.198	25	20.091	1:52.404	63	33.463	1:55.398	92	48.886	1:58.525	92	1:00.371	1:58.865
25	14.525	2:07.855	63	25.109	1:56.590	92	36.669	1:57.433						
63	15.357	2:08.687	92	26.280	1:56.567									
92	16.551	2:09.881												

Weather / Track : Cloudy / Dry

Croft  
Circuit Length = 2.1250 miles  
Start: 14:41 End: 15:01

# Dunlop Mini Se7en Challenge

## RACE 2 - LAP CHART

Lap 6			Lap 7			Lap 8			Lap 9			Lap 10		
No	Behind	Laptime	No	Behind	Laptime	No	Behind	Laptime	No	Behind	Laptime	No	Behind	Laptime
2		1:47.208	2		1:47.367	2		1:47.514	2		1:48.115	2		1:48.325
46	1.630	1:47.513	46	1.741	1:47.478	46	1.730	1:47.503	35	2.147	1:48.214	35	2.854	1:49.032
35	1.971	1:47.469	35	2.013	1:47.409	35	2.048	1:47.549	46	2.407	1:48.792	6	3.577	1:48.885
6	2.617	1:47.602	6	2.569	1:47.319	6	2.649	1:47.594	6	3.017	1:48.483	46	5.055	1:50.973
8	15.895	1:48.919	8	17.914	1:49.386	8	19.804	1:49.404	8	21.405	1:49.716	8	22.760	1:49.680
36	17.577	1:49.457	36	18.669	1:48.459	36	20.294	1:49.139	36	22.167	1:49.988	36	24.226	1:50.384
87	17.962	1:48.768	87	19.663	1:49.068	87	21.248	1:49.099	87	22.841	1:49.708	87	24.997	1:50.481
28	25.769	1:50.793	28	28.927	1:50.525	9	32.652	1:50.720	9	35.081	1:50.544	9	37.894	1:51.138
91	27.375	1:51.071	9	29.446	1:48.565	28	33.662	1:52.249	28	36.214	1:50.667	28	39.068	1:51.179
9	28.248	2:00.818	91	30.600	1:50.592	91	34.278	1:51.192	91	36.886	1:50.723	91	39.954	1:51.393
88	29.395	1:53.546	88	32.531	1:50.503	88	36.580	1:51.563	88	39.746	1:51.281	88	42.743	1:51.322
44	34.711	1:51.748	44	39.117	1:51.773	44	43.895	1:52.292	44	47.963	1:52.183	44	52.341	1:52.703
38	37.103	1:52.235	38	41.352	1:51.616	38	46.232	1:52.394	38	51.153	1:53.036	38	57.684	1:54.856
60	37.693	1:53.448	60	48.606	1:58.280	25	58.533	1:52.596	25	1:03.804	1:53.386	25	1:08.190	1:52.711
69	47.126	1:54.266	25	53.451	1:52.450	69	59.608	1:53.106	69	1:04.348	1:52.855	69	1:08.705	1:52.682
25	48.368	1:54.950	69	54.016	1:54.257	92	1:36.148	2:00.064	92	1:47.236	1:59.203	92	1:58.081	1:59.170
92	1:12.688	1:59.525	92	1:23.598	1:58.277									

Weather / Track : Cloudy / Dry

Croft  
Circuit Length = 2.1250 miles  
Start: 14:41 End: 15:01

# Intersteps Championship

## RACE 3 - CLASSIFICATION

POS	NO	CL	NAME	NAT	ENTRY	LAPS	TIME	GAP	DIFF	MPH	BEST	ON
1	11		<b>Jake DENNIS</b>	GBR	Mygale FB08 - Fortec Motorsport	13	20:55.070			79.23	1:23.428	11
2	1		<b>Patryk SZCZEBINSKI</b>	POL	Mygale FB08 - Falcon Motorsport	13	20:55.815	<b>0.745</b>	0.745	79.19	1:23.177	11
3	54		<b>James PEACE</b>	GBR	Mygale FB08 - MGR Motaworld	13	20:59.968	<b>4.898</b>	4.153	78.93	1:23.677	8
4	12		<b>Ed JONES</b>	GBR	Mygale FB08 - Fortec Motorsport	13	21:00.494	<b>5.424</b>	0.526	78.89	1:23.835	9
5	10		<b>Alex WALKER</b>	GBR	Mygale FB08 - Fortec Motorsport	13	21:03.527	<b>8.457</b>	3.033	78.70	1:23.818	12
6	3		<b>Jake DALTON</b>	GBR	Mygale FB08 - Falcon Motorsport	13	21:12.201	<b>17.131</b>	8.674	78.17	1:24.698	6
7	16		<b>Sarah MOORE</b>	GBR	Mygale FB08 - Tockwith Motorsport	13	21:13.323	<b>18.253</b>	1.122	78.10	1:24.399	6
8	17		<b>Jake JACKSON</b>	GBR	Mygale FB08 - Tockwith Motorsport	13	21:45.535	<b>50.465</b>	32.212	76.17	1:27.894	13

### NOT CLASSIFIED

<i>DNF</i> 2			<b>James NUTBROWN</b>	GBR	Mygale FB08 - Falcon Motorsport	0						
--------------	--	--	-----------------------	-----	---------------------------------	---	--	--	--	--	--	--

### FASTEST LAP

1			<b>Patryk SZCZEBINSKI</b>	POL	Mygale FB08 - Falcon Motorsport	11	1:23.177			91.97 mph	148.01 kph	
---	--	--	---------------------------	-----	---------------------------------	----	----------	--	--	-----------	------------	--

Weather / Track : Cloudy / Dry

These results are provisional until the conclusion of any judicial and technical matters.

Croft

Circuit Length = 2.1250 miles

Start: 15:18 End: 15:39

Clerk of Course :

Timekeeper :

**Intersteps Championship**  
**RACE 3 - LAP CHART**

Lap 1			Lap 2			Lap 3			Lap 4			Lap 5		
No	Behind	Laptime	No	Behind	Laptime	No	Behind	Laptime	No	Behind	Laptime	No	Behind	Laptime
1		1:31.583	1		2:45.952	1		2:39.464	1		1:24.708	1		1:24.112
11	1.436	1:33.019	11	1.713	2:46.229	11	0.505	2:38.256	11	0.445	1:24.648	11	0.407	1:24.074
12	2.311	1:33.894	12	2.766	2:46.407	12	1.189	2:37.887	12	1.722	1:25.241	54	2.517	1:24.674
54	3.190	1:34.773	54	3.777	2:46.539	54	1.808	2:37.495	54	1.955	1:24.855	12	3.042	1:25.432
10	3.783	1:35.366	10	4.762	2:46.931	10	2.470	2:37.172	10	3.423	1:25.661	10	4.075	1:24.764
3	6.031	1:37.614	3	5.710	2:45.631	3	2.874	2:36.628	3	4.566	1:26.400	3	5.444	1:24.990
17	7.051	1:38.634	17	6.566	2:45.467	17	3.917	2:36.815	16	5.464	1:26.096	16	6.316	1:24.964
16	10.241	1:41.824	16	7.009	2:42.720	16	4.076	2:36.531	17	8.381	1:29.172	17	12.380	1:28.111

Weather / Track : Cloudy / Dry

Croft  
 Circuit Length = 2.1250 miles  
 Start: 15:18 End: 15:39

**Intersteps Championship**  
**RACE 3 - LAP CHART**

Lap 6			Lap 7			Lap 8			Lap 9			Lap 10		
No	Behind	Laptime	No	Behind	Laptime	No	Behind	Laptime	No	Behind	Laptime	No	Behind	Laptime
1		1:23.666	11		1:23.593	11		1:23.453	11		1:23.630	11		1:23.621
11	0.379	1:23.638	1	1.254	1:25.226	1	1.247	1:23.446	1	1.271	1:23.654	1	1.454	1:23.804
54	2.876	1:24.025	54	2.875	1:23.971	54	3.099	1:23.677	54	3.224	1:23.755	54	3.330	1:23.727
12	3.558	1:24.182	12	3.580	1:23.994	12	3.981	1:23.854	12	4.186	1:23.835	12	4.406	1:23.841
10	4.906	1:24.497	10	4.985	1:24.051	10	5.690	1:24.158	10	5.894	1:23.834	10	6.559	1:24.286
3	6.476	1:24.698	3	7.735	1:25.231	3	9.995	1:25.713	3	11.387	1:25.022	3	12.755	1:24.989
16	7.049	1:24.399	16	7.847	1:24.770	16	10.320	1:25.926	16	12.084	1:25.394	16	13.366	1:24.903
17	17.218	1:28.504	17	22.605	1:29.359	17	27.786	1:28.634	17	32.091	1:27.935	17	37.212	1:28.742

Weather / Track : Cloudy / Dry

Croft  
 Circuit Length = 2.1250 miles  
 Start: 15:18 End: 15:39

**Intersteps Championship**  
**RACE 3 - LAP CHART**

Lap 11			Lap 12			Lap 13		
No	Behind	Laptime	No	Behind	Laptime	No	Behind	Laptime
11		1:23.428	11		1:23.692	11		1:23.789
1	1.203	1:23.177	1	0.930	1:23.419	1	0.745	1:23.604
54	3.928	1:24.026	54	4.275	1:24.039	54	4.898	1:24.412
12	4.916	1:23.938	12	5.073	1:23.849	12	5.424	1:24.140
10	7.174	1:24.043	10	7.300	1:23.818	10	8.457	1:24.946
3	14.107	1:24.780	3	15.734	1:25.319	3	17.131	1:25.186
16	15.487	1:25.549	16	16.994	1:25.199	16	18.253	1:25.048
17	41.853	1:28.069	17	46.360	1:28.199	17	50.465	1:27.894

Weather / Track : Cloudy / Dry

Croft  
 Circuit Length = 2.1250 miles  
 Start: 15:18 End: 15:39

# Dunlop Mini Miglia Championship

## RACE 4 - CLASSIFICATION

POS	NO	CL	NAME	ENTRY	LAPS	TIME	GAP	DIFF	MPH	BEST	ON
1	20		Endaf OWENS	Mini Miglia	10	16:24.463			77.70	1:37.129	7
2	3		Dave DREW	Mini Miglia	10	16:25.065	0.602	0.602	77.66	1:37.100	7
3	2		Colin PEACOCK	Mini Miglia	10	16:29.102	4.639	4.037	77.34	1:37.120	7
4	1		Paul THOMPSON	Mini Miglia	10	16:31.917	7.454	2.815	77.12	1:37.632	2
5	21		Aaron SMITH	Mini Miglia	10	16:32.162	7.699	0.245	77.10	1:37.892	9
6	7		Sarah MUNNS	Mini Miglia	10	16:33.130	8.667	0.968	77.03	1:37.727	2
7	8		Mark SIMS	Mini Miglia	10	16:35.682	11.219	2.552	76.83	1:38.302	8
8	69		Tony LEMAY	Mini Miglia	10	16:36.652	12.189	0.970	76.75	1:37.898	4
9	42		Paul SIMMONDS	Mini Miglia	10	16:47.171	22.708	10.519	75.95	1:38.875	2
10	15		Gordon POCOCK	Mini Miglia	10	17:09.468	45.005	22.297	74.31	1:40.892	9

### NOT CLASSIFIED

DNF	11		Kane ASTIN	Mini Miglia	8	13:14.524	2 laps	2 laps	77.02	1:37.575	7
DNF	13		Phil HARVEY	Mini Miglia	8	14:44.615	2 laps	1:30.091	69.18	1:41.974	4
DNF	97		Andrew WILSON	Mini Miglia	5	10:31.584	5 laps	3 laps	60.56	1:43.391	5

### FASTEST LAP

3			Dave DREW	Mini Miglia	7	1:37.100		78.78 mph		126.79 kph	
---	--	--	-----------	-------------	---	----------	--	-----------	--	------------	--

**CAR 97 - TRANSPONDER NOT WORKING - FIX OR YOU WILL BE IGNORED IN THE SECOND RACE**

Car 13 - Transponder stopped working, please rectify.

Weather / Track : Cloudy / Dry

These results are provisional until the conclusion of any judicial and technical matters.

Croft

Circuit Length = 2.1250 miles

Start: 15:51 End: 16:09

Clerk of Course :		Timekeeper :	
-------------------	--	--------------	--

# Dunlop Mini Miglia Championship

## RACE 4 - LAP CHART

Lap 1			Lap 2			Lap 3			Lap 4			Lap 5		
No	Behind	Laptime	No	Behind	Laptime	No	Behind	Laptime	No	Behind	Laptime	No	Behind	Laptime
20		1:43.652	20		1:38.289	20		1:38.037	20		1:38.417	20		1:38.162
11	0.472	1:44.124	11	0.492	1:38.309	11	0.248	1:37.793	11	0.511	1:38.680	11	0.291	1:37.942
7	1.277	1:44.929	7	0.715	1:37.727	3	0.467	1:37.266	3	0.859	1:38.809	3	0.666	1:37.969
3	1.722	1:45.374	3	1.238	1:37.805	7	1.028	1:38.350	1	1.540	1:38.294	7	2.030	1:38.562
21	2.279	1:45.931	1	2.013	1:37.632	1	1.663	1:37.687	7	1.630	1:39.019	2	2.056	1:37.955
1	2.670	1:46.322	21	2.461	1:38.471	2	2.812	1:37.668	2	2.263	1:37.868	1	2.501	1:39.123
69	2.998	1:46.650	69	2.911	1:38.202	21	3.287	1:38.863	69	2.779	1:37.898	69	3.217	1:38.600
2	3.232	1:46.884	2	3.181	1:38.238	69	3.298	1:38.424	21	3.242	1:38.372	21	3.454	1:38.374
8	3.860	1:47.512	8	4.005	1:38.434	8	4.294	1:38.326	8	4.492	1:38.615	8	4.708	1:38.378
42	4.695	1:48.347	42	5.281	1:38.875	42	6.209	1:38.965	42	7.088	1:39.296	42	9.154	1:40.228
97	6.220	1:49.872	13	11.885	1:43.487	13	15.972	1:42.124	13	19.529	1:41.974	13	23.377	1:42.010
13	6.687	1:50.339	97	12.887	1:44.956	15	16.470	1:40.979	15	19.840	1:41.787	15	23.839	1:42.161
15	7.317	1:50.969	15	13.528	1:44.500	97	18.641	1:43.791	97	24.061	1:43.837	97	29.290	1:43.391

**CAR 97 - TRANSPONDER NOT WORKING - FIX OR YOU WILL BE IGNORED IN THE SECOND RACE**  
**Car 13 - Transponder stopped working, please rectify.**  
**Weather / Track : Cloudy / Dry**

Croft  
Circuit Length = 2.1250 miles  
Start: 15:51 End: 16:09



# Dunlop Mini Miglia Championship

## RACE 4 - LAP CHART

Lap 6			Lap 7			Lap 8			Lap 9			Lap 10		
No	Behind	Laptime	No	Behind	Laptime	No	Behind	Laptime	No	Behind	Laptime	No	Behind	Laptime
20		1:38.318	20		1:37.129	20		1:37.442	20		1:37.428	20		1:37.589
3	0.729	1:38.381	3	0.700	1:37.100	3	0.495	1:37.237	3	0.508	1:37.441	3	0.602	1:37.683
2	1.572	1:37.834	2	1.563	1:37.120	2	1.713	1:37.592	2	2.827	1:38.542	2	4.639	1:39.401
7	2.352	1:38.640	7	3.675	1:38.452	7	4.906	1:38.673	1	6.591	1:38.335	1	7.454	1:38.452
1	2.774	1:38.591	1	4.032	1:38.387	11	5.078	1:37.942	21	7.048	1:37.892	21	7.699	1:38.240
69	3.759	1:38.860	11	4.578	1:37.575	1	5.684	1:39.094	7	7.817	1:40.339	7	8.667	1:38.439
11	4.132	1:42.159	69	5.298	1:38.668	69	6.244	1:38.388	8	9.019	1:39.042	8	11.219	1:39.789
21	4.575	1:39.439	21	5.793	1:38.347	21	6.584	1:38.233	69	9.535	1:40.719	69	12.189	1:40.243
8	5.371	1:38.981	8	6.545	1:38.303	8	7.405	1:38.302	42	17.816	1:39.395	42	22.708	1:42.481
42	10.619	1:39.783	42	13.335	1:39.845	42	15.849	1:39.956	15	41.436	1:40.892	15	45.005	1:41.158
13	27.337	1:42.278	15	34.293	1:43.605	15	37.972	1:41.121						
15	27.817	1:42.296	13	37.909	1:47.701	13	1:35.169	2:34.702						

**CAR 97 - TRANSPONDER NOT WORKING - FIX OR YOU WILL BE IGNORED IN THE SECOND RACE**  
**Car 13 - Transponder stopped working, please rectify.**  
**Weather / Track : Cloudy / Dry**

Croft  
 Circuit Length = 2.1250 miles  
 Start: 15:51 End: 16:09

# DDMC Northern Saloon & Sportscar Championship (Classes A & E)

## RACE 5 - CLASSIFICATION

POS	NO	CL	NAME	ENTRY	LAPS	TIME	GAP	DIFF	MPH	BEST	ON
1	65	A1	Andy ROBINSON	Ford Falcon	11	16:33.025			84.74	1:28.801	11
2	50	A2	Bill ADDISON	Caterham R400 Superlight	11	16:34.389	1.364	1.364	84.62	1:28.753	2
3	28	E1	Sam ARRENERG	Caterham R400	11	17:22.725	49.700	48.336	80.70	1:30.002	3
4	54	A1	Andrew MORRISON	Seat Leon Cupra	11	17:27.859	54.834	5.134	80.30	1:33.170	6
5	8	A1	David BOTTERILL	Porsche 944 turbo	11	17:32.269	59.244	4.410	79.97	1:34.766	6
6	91	A2	Stuart CARR	Caterham	11	17:54.953	1:21.928	22.684	78.28	1:34.826	2
7	88	A1	Jim SEMPLE	MMS RS200	11	17:57.702	1:24.677	2.749	78.08	1:35.978	4
8	97	A1	Andrew WILSON	Austin Mini 1275 GT	11	17:58.891	1:25.866	1.189	77.99	1:36.325	10
9	7	E1	Phil MORRIS	Caterham 7	11	17:59.418	1:26.393	0.527	77.95	1:35.984	2
10	24	E2	Alan MCPHERSON	Ford Formula 27	11	17:59.710	1:26.685	0.292	77.93	1:36.219	7
11	22	E1	Simon MAYNE	Fisher Fury	11	17:59.787	1:26.762	0.077	77.93	1:35.422	8
12	77	E3	Mark LEYBOURNE	Westfield SEiW	11	18:01.556	1:28.531	1.769	77.80	1:36.856	11
13	43	E3	Alex RAE	Ginetta G20	11	18:08.924	1:35.899	7.368	77.27	1:37.160	8
14	58	A1	Chris WHITELEY	Seat Cupra R	10	16:45.887	1 lap	1 lap	76.05	1:37.506	3
15	40	A2	Neil CLAXTON	Suzuki SC100	10	16:59.143	1 lap	13.256	75.06	1:35.744	5
16	51	E3	Martyn LIGHTFOOT	Raw Striker	10	17:13.057	1 lap	13.914	74.05	1:39.152	9
17	6	E1	James HAMILL	Tepptirain Saturn	10	17:13.578	1 lap	0.521	74.01	1:39.537	10
18	90	A2	Jeff WILSON	Lotus Elise	10	17:23.763	1 lap	10.185	73.29	1:26.031	2
19	3	A1	Martin LOFTHOUSE	Triumph TR8	10	17:32.319	1 lap	8.556	72.69	1:41.882	9
20	59	E1	John STEPHENS	Ginetta G20	9	17:10.474	2 laps	1 lap	66.81	1:46.043	2

### NOT CLASSIFIED

DNF	61	E1	Chris EVANS	Caterham R400	5	10:23.505	6 laps	4 laps	61.34	1:34.882	3
DNF	36	A2	Clinton EWEN	Austin Mini	4	9:05.700	7 laps	1 lap	56.07	1:43.239	2

### FASTEST LAP

90	A2	Jeff WILSON	Lotus Elise	2	1:26.031	88.92 mph	143.10 kph
65	A1	Andy ROBINSON	Ford Falcon	11	1:28.801	86.14 mph	138.64 kph
28	E1	Sam ARRENERG	Caterham R400	3	1:30.002	84.99 mph	136.79 kph
24	E2	Alan MCPHERSON	Ford Formula 27	7	1:36.219	79.50 mph	127.95 kph
77	E3	Mark LEYBOURNE	Westfield SEiW	11	1:36.856	78.98 mph	127.11 kph

Weather / Track : Cloudy / Dry

These results are provisional until the conclusion of any judicial and technical matters.

Croft

Circuit Length = 2.1250 miles

Start: 16:22 End: 16:41

Clerk of Course :

Timekeeper :

# DDMC Northern Saloon & Sportscar Championship (Classes A & E)

## RACE 5 - LAP CHART

Lap 1			Lap 2			Lap 3			Lap 4			Lap 5		
No	Behind	Laptime	No	Behind	Laptime	No	Behind	Laptime	No	Behind	Laptime	No	Behind	Laptime
90		1:32.013	90		1:26.031	90		1:27.609	90		1:29.217	90		1:31.142
50	1.779	1:33.792	50	4.501	1:28.753	50	6.001	1:29.109	50	5.712	1:28.928	50	4.320	1:29.750
65	5.508	1:37.521	65	9.422	1:29.945	65	11.272	1:29.459	65	11.804	1:29.749	65	9.934	1:29.272
28	6.273	1:38.286	28	10.737	1:30.495	28	13.130	1:30.002	28	14.574	1:30.661	28	13.889	1:30.457
8	8.432	1:40.445	8	17.334	1:34.933	8	24.606	1:34.881	8	31.385	1:35.996	8	35.396	1:35.153
54	10.136	1:42.149	54	17.745	1:33.640	54	25.304	1:35.168	54	32.190	1:36.103	54	35.926	1:34.878
91	10.540	1:42.553	91	19.335	1:34.826	91	28.086	1:36.360	91	35.543	1:36.674	91	41.930	1:37.529
88	11.802	1:43.815	88	23.372	1:37.601	7	33.948	1:37.144	88	41.420	1:35.978	40	47.075	1:35.744
77	13.907	1:45.920	7	24.413	1:35.984	88	34.659	1:38.896	40	42.473	1:36.975	88	48.002	1:37.724
7	14.460	1:46.473	40	25.711	1:36.954	40	34.715	1:36.613	7	43.471	1:38.740	97	49.271	1:36.674
40	14.788	1:46.801	77	25.787	1:37.911	77	35.757	1:37.579	97	43.739	1:36.777	7	50.332	1:38.003
97	15.825	1:47.838	97	26.770	1:36.976	97	36.179	1:37.018	77	45.549	1:39.009	77	51.838	1:37.431
24	15.994	1:48.007	24	27.792	1:37.829	24	37.455	1:37.272	24	45.678	1:37.440	24	52.169	1:37.633
22	16.119	1:48.132	22	28.502	1:38.414	22	37.695	1:36.802	22	45.969	1:37.491	22	52.418	1:37.591
43	17.340	1:49.353	43	29.585	1:38.276	43	39.185	1:37.209	61	46.585	1:35.462	43	55.690	1:38.117
61	22.508	1:54.521	61	33.067	1:36.590	61	40.340	1:34.882	43	48.715	1:38.747	58	1:02.660	1:38.107
58	23.937	1:55.950	58	36.709	1:38.803	58	46.606	1:37.506	58	55.695	1:38.306	61	1:07.650	1:52.207
3	24.014	1:56.027	3	41.674	1:43.691	36	58.327	1:43.960	36	1:13.670	1:44.560	6	1:24.170	1:41.227
36	24.768	1:56.781	36	41.976	1:43.239	51	59.823	1:44.518	6	1:14.085	1:43.024	51	1:24.608	1:41.238
51	24.821	1:56.834	6	42.345	1:43.195	6	1:00.278	1:45.542	51	1:14.512	1:43.906			
6	25.181	1:57.194	51	42.914	1:44.124	3	1:08.973	1:54.908	3	1:22.222	1:42.466			
59	30.328	2:02.341	59	50.340	1:46.043	59	1:10.325	1:47.594	59	1:28.268	1:47.160			

Weather / Track : Cloudy / Dry

Croft  
Circuit Length = 2.1250 miles  
Start: 16:22 End: 16:41

# DDMC Northern Saloon & Sportscar Championship (Classes A & E)

## RACE 5 - LAP CHART

Lap 6			Lap 7			Lap 8			Lap 9			Lap 10		
No	Behind	Laptime	No	Behind	Laptime	No	Behind	Laptime	No	Behind	Laptime	No	Behind	Laptime
90		1:32.336	90		1:32.400	50		1:32.093	50		1:29.561	50		1:30.720
3	1 LAP	1:42.474	50	0.885	1:31.130	65	1.342	1:29.752	65	0.956	1:29.175	65	0.217	1:29.981
50	2.155	1:30.171	6	1 LAP	1:41.759	6	1 LAP	1:40.032	40	1 LAP	1:45.787	58	1 LAP	1:39.904
65	7.198	1:29.600	51	1 LAP	1:42.915	51	1 LAP	1:40.461	6	1 LAP	1:41.598	40	1 LAP	1:41.523
28	12.785	1:31.232	65	4.568	1:29.770	3	1 LAP	1:42.464	51	1 LAP	1:39.950	51	1 LAP	1:39.152
59	1 LAP	1:51.238	28	11.580	1:31.195	54	39.590	1:34.808	3	1 LAP	1:42.106	6	1 LAP	1:40.470
54	36.760	1:33.170	3	1 LAP	1:43.527	28	39.936	2:01.334 P	28	44.255	1:33.880	3	1 LAP	1:41.882
8	37.826	1:34.766	59	1 LAP	1:46.725	8	42.202	1:34.832	54	44.430	1:34.401	28	45.749	1:32.214
91	46.851	1:37.257	54	37.760	1:33.400	59	1 LAP	1:48.518	8	48.239	1:35.598	54	47.567	1:33.857
88	53.511	1:37.845	8	40.348	1:34.922	91	58.656	1:38.356	90	1 LAP	3:53.571 P	8	52.535	1:35.016
97	54.384	1:37.449	91	53.278	1:38.827	88	1:01.958	1:36.755	59	1 LAP	1:46.799	90	1 LAP	1:32.338
7	54.925	1:36.929	88	58.181	1:37.070	7	1:03.485	1:36.934	91	1:06.193	1:37.098	91	1:12.271	1:36.798
77	56.760	1:37.258	97	59.077	1:37.093	97	1:03.781	1:37.682	88	1:09.277	1:36.880	88	1:16.390	1:37.833
24	56.786	1:36.953	7	59.529	1:37.004	24	1:04.097	1:36.470	97	1:11.784	1:37.564	97	1:17.389	1:36.325
22	57.702	1:37.620	24	1:00.605	1:36.219	22	1:04.427	1:35.422	7	1:12.196	1:38.272	7	1:18.001	1:36.525
43	1:00.837	1:37.483	77	1:01.932	1:37.572	77	1:06.006	1:37.052	24	1:12.502	1:37.966	24	1:18.306	1:36.524
58	1:11.056	1:40.732	22	1:01.983	1:36.681	43	1:09.936	1:37.160	22	1:12.946	1:38.080	22	1:18.483	1:36.257
40	1:11.179	1:56.440	43	1:05.754	1:37.317	58	1:22.351	1:37.940	77	1:13.855	1:37.410	77	1:20.693	1:37.558
			58	1:17.389	1:38.733				43	1:19.490	1:39.115	43	1:27.211	1:38.441
			40	1:20.247	1:41.468									

Weather / Track : Cloudy / Dry

Croft  
Circuit Length = 2.1250 miles  
Start: 16:22 End: 16:41

**DDMC Northern Saloon & Sportscar Championship (Classes A & E)**  
**RACE 5 - LAP CHART**

Lap 11		
No	Behind	Laptime
65		1:28.801
50	1.364	1:30.382
58	1 LAP	1:39.906
40	1 LAP	1:40.838
59	2 LAPS	2:34.056
51	1 LAP	1:39.959
6	1 LAP	1:39.537
28	49.700	1:32.969
90	1 LAP	1:27.106
54	54.834	1:36.285
8	59.244	1:35.727
3	1 LAP	1:42.774
91	1:21.928	1:38.675
88	1:24.677	1:37.305
97	1:25.866	1:37.495
7	1:26.393	1:37.410
24	1:26.685	1:37.397
22	1:26.762	1:37.297
77	1:28.531	1:36.856
43	1:35.899	1:37.706

**Weather / Track : Cloudy / Dry**

Croft  
Circuit Length = 2.1250 miles  
Start: 16:22 End: 16:41

# Scottish Legends Cars Championship

## RACE 6 - CLASSIFICATION

POS	NO	CL	NAME	ENTRY	LAPS	TIME	GAP	DIFF	MPH	BEST	ON
1	18		Ross MICKEL	Chevrolet Legend Sedan	8	16:01.845			63.62	1:40.409	6
2	32		Peter MORTON	Legend chevy coupe	8	16:01.976	0.131	0.131	63.61	1:39.280	7
3	3		Ross MARSHALL	Legend Ford Coupe	8	16:03.522	1.677	1.546	63.51	1:38.962	7
4	99		Robbie BURGOYNE	Legend	8	16:04.006	2.161	0.484	63.48	1:40.463	7
5	69		Gerard MCCOSH	Legend 34 Ford Coupe	8	16:04.846	3.001	0.840	63.43	1:40.097	6
6	22		Benjamin MASON	Ford Legend Sedan	8	16:09.702	7.857	4.856	63.11	1:40.304	7
7	03		John MARSHALL	Legend Ford Coupe	8	16:11.519	9.674	1.817	62.99	1:40.754	6
8	26		Scott HYNDS	Ford coupe	8	16:11.783	9.938	0.264	62.97	1:41.211	7
9	77		Robin WEBB	Legend Chevy Sedan	8	16:12.664	10.819	0.881	62.92	1:42.220	7
10	72		Glenn BURTENSHAW	Legend 34 Ford Coupe	8	16:14.425	12.580	1.761	62.80	1:40.359	7
11	88		Jeff PRITCHARD	Legend Sedan	8	16:21.570	19.725	7.145	62.34	1:44.165	7
12	50		Paul MCKAY	Legend 34 Coupe	8	16:21.974	20.129	0.404	62.32	1:43.933	8
13	38		Enrico PALAZZO	Ford Legend Coupe	8	16:22.326	20.481	0.352	62.30	1:43.044	8
14	45		Giuseppe PALAZZO	Legend 37 Ford Sedan	8	16:23.841	21.996	1.515	62.20	1:43.273	7
15	82		David ALLAN	Legend Coupe	8	16:25.642	23.797	1.801	62.09	1:43.151	7
16	17		Billy WAIT	Ford Legend Sedan	8	16:35.013	33.168	9.371	61.50	1:46.178	6
17	74		Robert KING	Legend	8	16:43.330	41.485	8.317	60.99	1:48.831	2
18	25		Patrick HYNDS	Ford Coupe	8	16:48.220	46.375	4.890	60.70	1:49.823	7
19	80		Kevan FEARNLEY	Legend Sedan	8	16:49.642	47.797	1.422	60.61	1:51.853	7
NOT CLASSIFIED											
DNF	6		David HUNTER	Ford Legend	7	14:21.636	1 lap	1 lap	62.15	1:40.212	7
DNF	9		Paul O'BRIEN	Legend Ford Sedan	5	12:45.342	3 laps	2 laps	49.97	1:40.582	2
DNF	62		Kevin KETTLEWELL	Legend Sedan	3	5:33.138	5 laps	2 laps	68.89	1:47.619	3
DNF	7		Carol BROWN	Legend Coupe	1	1:49.184	7 laps	2 laps	70.06		
DNF	46		Colin ATKINSON	Ford Legend Coupe	1	1:49.224	7 laps	0.040	70.04		
DNF	27		Chris HYNDS	Legend Sedan	0						
FASTEST LAP											
	3		Ross MARSHALL	Legend Ford Coupe	7	1:38.962		77.30 mph		124.40 kph	

Weather / Track : Cloudy / Dry

These results are provisional until the conclusion of any judicial and technical matters.

Croft

Circuit Length = 2.1250 miles

Start: 16:49 End: 17:06

Clerk of Course :

Timekeeper :

# Scottish Legends Cars Championship

## RACE 6 - LAP CHART

Lap 1			Lap 2			Lap 3			Lap 4			Lap 5		
No	Behind	Laptime	No	Behind	Laptime	No	Behind	Laptime	No	Behind	Laptime	No	Behind	Laptime
18		1:44.328	18		1:41.018	18		1:50.236	18		2:53.745	18		2:50.224
72	0.524	1:44.852	72	0.268	1:40.762	72	0.902	1:50.870	72	2.298	2:55.141	72	0.560	2:48.486
6	1.118	1:45.446	6	0.782	1:40.682	6	1.311	1:50.765	6	2.702	2:55.136	6	0.934	2:48.456
9	1.439	1:45.767	9	1.003	1:40.582	9	2.599	1:51.832	9	3.577	2:54.723	9	1.624	2:48.271
03	2.222	1:46.550	99	5.641	1:41.902	99	3.279	1:47.874	99	4.187	2:54.653	99	1.919	2:47.956
22	2.516	1:46.844	69	5.946	1:41.276	69	5.411	1:49.701	69	5.823	2:54.157	69	3.199	2:47.600
99	4.757	1:49.085	26	7.204	1:42.015	26	8.127	1:51.159	26	6.644	2:52.262	26	3.544	2:47.124
7	4.856	1:49.184	32	8.861	1:40.951	32	8.562	1:49.937	32	7.488	2:52.671	32	3.822	2:46.558
46	4.896	1:49.224	77	10.599	1:44.058	3	9.108	1:47.139	3	8.156	2:52.793	3	4.455	2:46.523
69	5.688	1:50.016	3	12.205	1:41.970	77	10.084	1:49.721	77	9.734	2:53.395	77	5.236	2:45.726
26	6.207	1:50.535	45	13.211	1:45.647	03	10.487	1:46.960	03	11.084	2:54.342	03	5.636	2:44.776
77	7.559	1:51.887	88	13.579	1:45.379	45	11.874	1:48.899	45	12.299	2:54.170	45	6.709	2:44.634
38	7.905	1:52.233	03	13.763	1:52.559	22	12.287	1:47.746	22	13.073	2:54.531	22	6.985	2:44.136
45	8.582	1:52.910	50	14.654	1:45.497	88	13.251	1:49.908	88	13.979	2:54.473	88	8.080	2:44.325
32	8.928	1:53.256	22	14.777	1:53.279	50	13.835	1:49.417	50	14.427	2:54.337	50	8.818	2:44.615
88	9.218	1:53.546	82	16.729	1:45.009	82	14.627	1:48.134	82	15.214	2:54.332	82	9.178	2:44.188
50	10.175	1:54.503	38	19.382	1:52.495	38	16.129	1:46.983	38	15.592	2:53.208	38	10.245	2:44.877
3	11.253	1:55.581	62	20.173	1:48.409	62	17.556	1:47.619	17	17.517	2:53.546	17	11.061	2:43.768
82	12.738	1:57.066	17	20.677	1:48.062	17	17.716	1:47.275	74	18.077	2:41.053	74	12.268	2:44.415
62	12.782	1:57.110	74	23.786	1:48.831	74	30.769	1:57.219	80	19.130	2:33.496	80	13.645	2:44.739
17	13.633	1:57.961	25	31.879	1:56.653	80	39.379	1:57.565	25	20.241	2:33.311	25	14.918	2:44.901
74	15.973	2:00.301	80	32.050	1:54.367	25	40.675	1:59.032						
25	16.244	2:00.572												
80	18.701	2:03.029												

Weather / Track : Cloudy / Dry

Croft  
Circuit Length = 2.1250 miles  
Start: 16:49 End: 17:06

# Scottish Legends Cars Championship

## RACE 6 - LAP CHART

Lap 6			Lap 7			Lap 8		
No	Behind	Laptime	No	Behind	Laptime	No	Behind	Laptime
18		1:40.409	18		1:40.787	18		1:41.098
72	1.058	1:40.907	72	0.630	1:40.359	32	0.131	1:39.631
6	1.464	1:40.939	6	0.889	1:40.212	3	1.677	1:40.245
99	2.196	1:40.686	32	1.598	1:39.280	99	2.161	1:41.387
69	2.887	1:40.097	99	1.872	1:40.463	69	3.001	1:41.722
32	3.105	1:39.692	69	2.377	1:40.277	22	7.857	1:42.001
3	4.355	1:40.309	3	2.530	1:38.962	03	9.674	1:44.216
26	5.631	1:42.496	26	6.055	1:41.211	26	9.938	1:44.981
03	5.981	1:40.754	03	6.556	1:41.362	77	10.819	1:42.682
22	7.437	1:40.861	22	6.954	1:40.304	72	12.580	1:53.048
77	7.802	1:42.975	77	9.235	1:42.220	88	19.725	1:44.416
50	12.872	1:44.463	88	16.407	1:44.165	50	20.129	1:43.933
88	13.029	1:45.358	50	17.294	1:45.209	38	20.481	1:43.044
38	16.182	1:46.346	38	18.535	1:43.140	45	21.996	1:43.276
17	16.830	1:46.178	45	19.818	1:43.273	82	23.797	1:43.940
45	17.332	1:51.032	82	20.955	1:43.151	17	33.168	1:51.173
82	18.591	1:49.822	17	23.093	1:47.050	74	41.485	1:51.590
74	21.819	1:49.960	74	30.993	1:49.961	25	46.375	1:53.474
25	24.963	1:50.454	25	33.999	1:49.823	80	47.797	1:52.703
80	25.126	1:51.890	80	36.192	1:51.853			

Weather / Track : Cloudy / Dry

Croft  
Circuit Length = 2.1250 miles  
Start: 16:49 End: 17:06



# Lackford Engineering Austin Healey Club Race Championship

## RACE 7 - CLASSIFICATION

POS	NO	CL	NAME	ENTRY	LAPS	TIME	GAP	DIFF	MPH	BEST	ON
1	1	B	David SMITHIES	Austin Healey 3000	12	20:34.990			74.33	1:40.420	3
2	64	B	Adrian BALL	Austin Healey 3	12	21:14.319	39.329	39.329	72.03	1:44.879	7
3	9	E	Patrick HARRIS	Austin Healey Sprite	12	21:14.606	39.616	0.287	72.02	1:43.659	12
4	27	D	Neil CAMERON	Austin Healey Arkley Sprite	12	21:25.051	50.061	10.445	71.43	1:43.403	9
5	26	D	Brian BEDFORD	Austin Healey SPRITE	12	21:41.231	1:06.241	16.180	70.54	1:44.817	7
6	11	G	Tony WILSON-SPRATT	WSM Sprite Sprint	12	22:31.141	1:56.151	49.910	67.94	1:48.810	2

### NOT CLASSIFIED

DNF	12	E	Drew CAMERON	Austin Healey Frogeye Sprite	0						
-----	----	---	--------------	------------------------------	---	--	--	--	--	--	--

### FASTEST LAP

1	B	David SMITHIES	Austin Healey 3000	3	1:40.420	76.18 mph	122.60 kph
27	D	Neil CAMERON	Austin Healey Arkley Sprite	9	1:43.403	73.98 mph	119.06 kph
9	E	Patrick HARRIS	Austin Healey Sprite	12	1:43.659	73.80 mph	118.77 kph
11	G	Tony WILSON-SPRATT	WSM Sprite Sprint	2	1:48.810	70.30 mph	113.14 kph

Weather / Track : Cloudy / Dry

These results are provisional until the conclusion of any judicial and technical matters.

Croft

Circuit Length = 2.1250 miles

Start: 17:19 End: 17:42

Clerk of Course :

Timekeeper :

**Lackford Engineering Austin Healey Club Race Championship**  
**RACE 7 - LAP CHART**

Lap 1			Lap 2			Lap 3			Lap 4			Lap 5		
No	Behind	Laptime	No	Behind	Laptime	No	Behind	Laptime	No	Behind	Laptime	No	Behind	Laptime
1		1:50.163	1		1:42.874	1		1:40.420	1		1:41.055	1		1:41.101
64	4.331	1:54.494	64	7.233	1:45.776	64	12.666	1:45.853	64	17.688	1:46.077	64	22.082	1:45.495
11	7.045	1:57.208	26	12.019	1:47.612	26	17.424	1:45.825	26	21.857	1:45.488	26	26.021	1:45.265
26	7.281	1:57.444	11	12.981	1:48.810	9	18.501	1:45.917	9	22.503	1:45.057	9	26.269	1:44.867
9	10.360	2:00.523	9	13.004	1:45.518	11	22.333	1:49.772	11	30.589	1:49.311	27	35.114	1:45.372
27	15.396	2:05.559	27	19.051	1:46.529	27	24.524	1:45.893	27	30.843	1:47.374	11	41.395	1:51.907

Weather / Track : Cloudy / Dry

Croft  
 Circuit Length = 2.1250 miles  
 Start: 17:19 End: 17:42

**Lackford Engineering Austin Healey Club Race Championship  
RACE 7 - LAP CHART**

Lap 6			Lap 7			Lap 8			Lap 9			Lap 10		
No	Behind	Laptime	No	Behind	Laptime	No	Behind	Laptime	No	Behind	Laptime	No	Behind	Laptime
1		1:42.096	1		1:43.086	1		1:41.245	1		1:41.392	1		1:41.793
64	25.647	1:45.661	64	27.440	1:44.879	64	31.597	1:45.402	64	35.554	1:45.349	64	38.666	1:44.905
9	28.949	1:44.776	26	30.700	1:44.817	9	36.052	1:46.474	9	39.677	1:45.017	9	42.055	1:44.171
26	28.969	1:45.044	9	30.823	1:44.960	26	39.644	1:50.189	26	43.515	1:45.263	26	46.714	1:44.992
27	38.382	1:45.364	27	39.702	1:44.406	27	42.899	1:44.442	27	44.910	1:43.403	27	47.115	1:43.998
11	55.063	1:55.764	11	1:06.110	1:54.133	11	1:16.143	1:51.278	11	1:26.779	1:52.028	11	1:36.285	1:51.299

Weather / Track : Cloudy / Dry

Croft  
Circuit Length = 2.1250 miles  
Start: 17:19 End: 17:42

**Lackford Engineering Austin Healey Club Race Championship  
RACE 7 - LAP CHART**

Lap 11			Lap 12		
No	Behind	Laptime	No	Behind	Laptime
1		1:41.601	1		1:48.164
64	42.570	1:45.505	64	39.329	1:44.923
9	44.121	1:43.667	9	39.616	1:43.659
27	52.021	1:46.507	27	50.061	1:46.204
26	1:05.959	2:00.846	26	1:06.241	1:48.446
11	1:47.609	1:52.925	11	1:56.151	1:56.706

**Weather / Track : Cloudy / Dry**

Croft  
Circuit Length = 2.1250 miles  
Start: 17:19 End: 17:42

# DDMC Northern Saloon & Sportscar Championship (Classes B, C, D & H)

## RACE 8 - CLASSIFICATION

POS	NO	CL	NAME	ENTRY	LAPS	TIME	GAP	DIFF	MPH	BEST	ON
1	44	B	Michael CUTT	BMW M3	11	17:48.264			78.77	1:34.505	2
2	21	B	Ken HALL	Austin Rover Metro	11	18:10.807	22.543	22.543	77.14	1:36.476	2
3	49	B	Mike WILLIAMSON	Mitsubishi EVO4	11	18:16.817	28.553	6.010	76.72	1:37.544	3
4	70	B	Mark ARMSTRONG	Subaru Imprezza	11	18:22.626	34.362	5.809	76.31	1:37.965	6
5	1	D	Paul MOSS	Citroen Saxo	11	18:25.247	36.983	2.621	76.13	1:38.536	2
6	53	D	Jason SOUTH	Peugeot 205 TMSport	11	18:26.203	37.939	0.956	76.07	1:38.483	2
7	67	D	Peter DIXON	Honda Civic 1.6VT	11	18:26.596	38.332	0.393	76.04	1:37.489	3
8	65	D	Andy ROBINSON	Ford Fiesta XR2	11	18:34.045	45.781	7.449	75.53	1:39.724	7
9	2	B	Daniel IRVING	Mazda MX5	11	18:46.947	58.683	12.902	74.67	1:39.524	2
10	11	D	Martin ADDISON	Peugeot 106 Rallye	11	18:57.037	1:08.773	10.090	74.00	1:41.008	4
11	16	D	Michael STARKEY	Ford Fiesta XR2	11	18:59.403	1:11.139	2.366	73.85	1:41.140	3
12	89	B	Stephen KELL	Ford Sierra XR4	11	19:05.835	1:17.571	6.432	73.44	1:41.325	3
13	55	D	Daniel MCKAY	Ford Fiesta MK2 XR2	11	19:08.017	1:19.753	2.182	73.30	1:40.582	3
14	81	B	Chris SNELL	Mitsubishi Evo 6 RS	11	19:33.366	1:45.102	25.349	71.71	1:40.345	4
15	69	D	Stephen THOMPSON	Ford Fiesta XRST	10	17:50.436	1 lap	1 lap	71.46	1:43.497	4
16	42	B	David HEWITSON	Toyota Surpra	10	18:13.546	1 lap	23.110	69.95	1:45.901	4
17	68	D	Steven CRAGGS	Ford Fiesta	10	18:45.586	1 lap	32.040	67.96	1:49.350	3
18	34	D	Michael STANLEY	Ford Fiesta	10	19:09.284	1 lap	23.698	66.56	1:50.103	2

### NOT CLASSIFIED

DNF	17	D	Simon GIBSON	Honda Integra	8	13:44.782	3 laps	2 laps	74.20	1:40.485	2
DNF	35	D	Ian BLACKLIN	Ford Fiesta	7	12:27.639	4 laps	1 lap	71.62	1:44.129	4
DNF	46	B	IAN HUMPIHSH	Volkswagen Beetle RSi	5	8:29.287	6 laps	2 laps	75.10	1:38.782	4
DNF	15	C	David COX	Peugeot 205 gti	4	6:38.128	7 laps	1 lap	76.86	1:36.552	4
DNF	5	D	Terry WRIGHT	Rover 25	3	7:15.957	8 laps	1 lap	52.64	1:43.651	3
DNF	32	D	Simon BAKER	Ford Fiesta	2	3:42.797	9 laps	1 lap	68.67	1:44.840	2

### FASTEST LAP

44	B	Michael CUTT	BMW M3	2	1:34.505	80.94 mph	130.27 kph
15	C	David COX	Peugeot 205 gti	4	1:36.552	79.23 mph	127.51 kph
67	D	Peter DIXON	Honda Civic 1.6VT	3	1:37.489	78.47 mph	126.28 kph

Weather / Track : Cloudy / Dry

These results are provisional until the conclusion of any judicial and technical matters.

Croft

Circuit Length = 2.1250 miles

Start: 17:53 End: 18:13

Clerk of Course :

Timekeeper :

# DDMC Northern Saloon & Sportscar Championship (Classes B, C, D & H)

## RACE 8 - LAP CHART

Lap 1			Lap 2			Lap 3			Lap 4			Lap 5		
No	Behind	Laptime	No	Behind	Laptime	No	Behind	Laptime	No	Behind	Laptime	No	Behind	Laptime
44		1:39.938	44		1:34.505	44		1:34.657	44		1:35.879	44		1:36.332
21	0.802	1:40.740	21	2.773	1:36.476	21	5.332	1:37.216	21	7.071	1:37.618	21	8.231	1:37.492
70	2.624	1:42.562	70	7.224	1:39.105	49	10.122	1:37.544	49	12.458	1:38.215	49	14.345	1:38.219
49	3.306	1:43.244	49	7.235	1:38.434	70	12.097	1:39.530	15	13.149	1:36.552	70	16.327	1:38.298
89	5.904	1:45.842	15	8.818	1:37.025	15	12.476	1:38.315	70	14.361	1:38.143	1	22.023	1:39.604
15	6.298	1:46.236	1	11.014	1:38.536	1	15.147	1:38.790	1	18.751	1:39.483	53	23.008	1:39.635
1	6.983	1:46.921	53	11.926	1:38.483	53	16.274	1:39.005	67	18.865	1:38.225	67	23.240	1:40.707
53	7.948	1:47.886	89	13.557	1:42.158	67	16.519	1:37.489	53	19.705	1:39.310	46	27.976	1:41.174
67	8.083	1:48.021	67	13.687	1:40.109	89	20.225	1:41.325	46	23.134	1:38.782	65	29.886	1:40.057
46	8.089	1:48.027	46	13.884	1:40.300	46	20.231	1:41.004	65	26.161	1:40.391	2	34.536	1:43.168
65	9.781	1:49.719	65	15.232	1:39.956	65	21.649	1:41.074	89	26.615	1:42.269	89	35.209	1:44.926
17	10.224	1:50.162	2	16.046	1:39.524	2	21.948	1:40.559	2	27.700	1:41.631	17	35.875	1:43.684
2	11.027	1:50.965	17	16.204	1:40.485	17	23.415	1:41.868	17	28.523	1:40.987	11	36.630	1:42.106
11	12.027	1:51.965	11	19.009	1:41.487	11	25.727	1:41.375	11	30.856	1:41.008	16	37.574	1:42.240
16	12.682	1:52.620	16	19.736	1:41.559	16	26.219	1:41.140	16	31.666	1:41.326	81	42.894	1:44.816
81	15.048	1:54.986	81	22.989	1:42.446	81	29.944	1:41.612	81	34.410	1:40.345	55	43.125	1:43.092
5	16.556	1:56.494	55	25.328	1:41.621	55	31.253	1:40.582	55	36.365	1:40.991	35	56.099	1:45.992
32	18.019	1:57.957	5	26.787	1:44.736	5	35.781	1:43.651	35	46.439	1:44.129	69	57.217	1:45.962
55	18.212	1:58.150	32	28.354	1:44.840	35	38.189	1:44.162	69	47.587	1:43.497	42	1:09.235	1:47.833
35	18.471	1:58.409	35	28.684	1:44.718	69	39.969	1:44.891	42	57.734	1:45.901	68	1:23.031	1:53.614
69	19.051	1:58.989	69	29.735	1:45.189	42	47.712	1:46.877	68	1:05.749	1:50.018	34	1:26.734	1:52.028
68	20.715	2:00.653	42	35.492	1:48.429	68	51.610	1:49.350	34	1:11.038	1:50.959			
42	21.568	2:01.506	68	36.917	1:50.707	34	55.958	1:50.348						
34	24.669	2:04.607	34	40.267	1:50.103									

Weather / Track : Cloudy / Dry

Croft  
Circuit Length = 2.1250 miles  
Start: 17:53 End: 18:13

# DDMC Northern Saloon & Sportscar Championship (Classes B, C, D & H)

## RACE 8 - LAP CHART

Lap 6			Lap 7			Lap 8			Lap 9			Lap 10		
No	Behind	Laptime	No	Behind	Laptime	No	Behind	Laptime	No	Behind	Laptime	No	Behind	Laptime
44		1:37.136	44		1:38.358	44		1:37.166	44		1:37.161	44		1:38.787
21	11.677	1:40.582	34	1 LAP	1:53.269	68	1 LAP	1:50.990	42	1 LAP	1:47.776	42	1 LAP	1:49.425
49	15.982	1:38.773	21	12.833	1:39.514	21	19.048	1:43.381	21	18.744	1:36.857	21	20.761	1:40.804
70	17.156	1:37.965	49	16.257	1:38.633	49	19.051	1:39.960	49	21.388	1:39.498	49	23.500	1:40.899
1	24.597	1:39.710	70	18.494	1:39.696	70	21.259	1:39.931	70	25.646	1:41.548	70	31.108	1:44.249
53	25.316	1:39.444	1	26.181	1:39.942	34	1 LAP	1:57.215	68	1 LAP	1:52.109	53	34.215	1:41.833
67	25.860	1:39.756	53	26.615	1:39.657	1	27.940	1:38.925	1	29.936	1:39.157	1	34.338	1:43.189
65	32.739	1:39.989	67	27.068	1:39.566	53	28.826	1:39.377	53	31.169	1:39.504	67	35.068	1:42.641
2	37.692	1:40.292	65	34.105	1:39.724	67	29.319	1:39.417	67	31.214	1:39.056	65	43.852	1:42.289
89	39.898	1:41.825	2	39.870	1:40.536	65	37.100	1:40.161	65	40.350	1:40.411	68	1 LAP	1:55.627
11	40.854	1:41.360	11	45.322	1:42.826	2	43.592	1:40.888	34	1 LAP	1:55.887	2	55.120	1:46.547
17	40.998	1:42.259	17	45.460	1:42.820	11	50.504	1:42.348	2	47.360	1:40.929	34	1 LAP	1:58.587
16	43.042	1:42.604	16	47.056	1:42.372	17	50.811	1:42.517	11	57.587	1:44.244	11	1:03.239	1:44.439
55	49.555	1:43.566	89	48.824	1:47.284	16	52.068	1:42.178	16	59.935	1:45.028	16	1:05.333	1:44.185
81	49.657	1:43.899	81	54.179	1:42.880	89	55.422	1:43.764	89	1:03.999	1:45.738	89	1:11.209	1:45.997
35	1:04.547	1:45.584	55	55.379	1:44.182	81	58.552	1:41.539	55	1:09.818	1:46.416	55	1:14.137	1:43.106
69	1:06.210	1:46.129	35	1:10.834	1:44.645	55	1:00.563	1:42.350	81	1:11.205	1:49.814	81	1:27.873	1:55.455
42	1:20.621	1:48.522	69	1:12.226	1:44.374	69	1:18.596	1:43.536	69	1:30.876	1:49.441			
68	1:36.933	1:51.038	42	1:30.061	1:47.798									

Weather / Track : Cloudy / Dry

Croft  
Circuit Length = 2.1250 miles  
Start: 17:53 End: 18:13

# DDMC Northern Saloon & Sportscar Championship (Classes B, C, D & H)

## RACE 8 - LAP CHART

Lap 11		
No	Behind	Laptime
44		1:38.345
69	1 LAP	1:48.428
21	22.543	1:40.127
42	1 LAP	1:49.479
49	28.553	1:43.398
70	34.362	1:41.599
1	36.983	1:40.990
53	37.939	1:42.069
67	38.332	1:41.609
65	45.781	1:40.274
68	1 LAP	1:51.480
2	58.683	1:41.908
11	1:08.773	1:43.879
16	1:11.139	1:44.151
89	1:17.571	1:44.707
55	1:19.753	1:43.961
34	1 LAP	1:56.281
81	1:45.102	1:55.574

Weather / Track : Cloudy / Dry

Croft  
Circuit Length = 2.1250 miles  
Start: 17:53 End: 18:13



# Dunlop Production Touring Car Trophy

## RACE 9 - CLASSIFICATION

POS	NO	CL	NAME	ENTRY	LAPS	TIME	GAP	DIFF	MPH	BEST	ON
1	6	A	Josh COOK	Renault Megane	13	20:43.022			80.00	1:33.760	7
2	3	A	Rob SMITH	BMW 330D E90	13	20:46.952	3.930	3.930	79.75	1:34.670	5
3	1	A	Adrian CHURCHILL	Vauxhall Astra VXR	13	20:47.210	4.188	0.258	79.73	1:34.302	10
4	15	A	Joseph GIRLING	Vauxhall Astra	13	20:51.492	8.470	4.282	79.46	1:34.317	6
5	14	A	Joe MCMILLIAN	Seat Leon	13	21:00.206	17.184	8.714	78.91	1:35.301	4
6	8	A	Kevin GEORGE	Vauxhall Astra	13	21:00.672	17.650	0.466	78.88	1:35.135	4
7	7	A	Ryan BENSLEY	Vauxhall Astra VXR	13	21:13.828	30.806	13.156	78.07	1:35.591	4
8	9	A	Dan MALONE	Seat Leon Cupra	13	22:13.534	1:30.512	59.706	74.57	1:33.826	3
9	28	A	Steve JOHNSON	Vauxhall Astra VXR	13	22:24.342	1:41.320	10.808	73.97	1:35.335	4
10	2	A	Thomas CARNABY	Vauxhall Astra VXR	12	21:29.569	1 lap	1 lap	71.18	1:34.788	3
11	35	B	Phil BOLAND	Skoda Fabia	12	22:12.868	1 lap	2:48.826	68.87	1:46.912	6
NOT CLASSIFIED											
DNF	5	A	Gary DUCKMAN	Seat Leon	4	6:33.118	9 laps	8 laps	77.84	1:34.116	3
FASTEST LAP											
6	A	Josh COOK	Renault Megane	7	1:33.760			81.59 mph		131.31 kph	
35	B	Phil BOLAND	Skoda Fabia	6	1:46.912			71.55 mph		115.15 kph	

Weather / Track : Cloudy / Dry  
 These results are provisional until the conclusion of any judicial and technical matters.

Croft  
 Circuit Length = 2.1250 miles  
 Start: 12:02 End: 12:25

Clerk of Course :		Timekeeper :
-------------------	--	--------------

# Dunlop Production Touring Car Trophy

## RACE 9 - LAP CHART

Lap 1			Lap 2			Lap 3			Lap 4			Lap 5		
No	Behind	Laptime	No	Behind	Laptime	No	Behind	Laptime	No	Behind	Laptime	No	Behind	Laptime
6		1:40.362	6		1:34.167	6		1:33.875	6		1:33.863	6		1:34.092
3	2.263	1:42.625	3	2.886	1:34.790	3	3.831	1:34.820	3	5.054	1:35.086	3	5.632	1:34.670
1	2.662	1:43.024	1	3.229	1:34.734	1	4.150	1:34.796	1	5.226	1:34.939	9	5.739	1:34.097
9	3.273	1:43.635	9	4.785	1:35.679	9	4.736	1:33.826	9	5.734	1:34.861	1	6.999	1:35.865
28	5.942	1:46.304	2	8.459	1:36.112	2	9.372	1:34.788	5	10.851	1:35.172	14	14.980	1:35.686
2	6.514	1:46.876	28	9.246	1:37.471	5	9.542	1:34.116	2	11.377	1:35.868	15	15.630	1:35.916
14	6.711	1:47.073	5	9.301	1:36.417	28	11.751	1:36.380	28	13.223	1:35.335	2	16.301	1:39.016
5	7.051	1:47.413	14	9.731	1:37.187	14	11.948	1:36.092	14	13.386	1:35.301	8	16.993	1:36.408
15	7.478	1:47.840	15	10.180	1:36.869	15	12.490	1:36.185	15	13.806	1:35.179	7	19.673	1:37.576
8	7.973	1:48.335	8	10.764	1:36.958	8	13.405	1:36.516	8	14.677	1:35.135	28	24.975	1:45.844
7	9.325	1:49.687	7	12.118	1:36.960	7	14.461	1:36.218	7	16.189	1:35.591	35	1:11.676	1:47.271
35	17.720	1:58.082	35	30.858	1:47.305	35	44.906	1:47.923	35	58.497	1:47.454			

Weather / Track : Cloudy / Dry

Croft  
Circuit Length = 2.1250 miles  
Start: 12:02 End: 12:25

# Dunlop Production Touring Car Trophy

## RACE 9 - LAP CHART

Lap 6			Lap 7			Lap 8			Lap 9			Lap 10		
No	Behind	Laptime	No	Behind	Laptime	No	Behind	Laptime	No	Behind	Laptime	No	Behind	Laptime
6		1:34.750	6		1:33.760	6		1:34.197	6		1:36.280	6		1:36.932
9	6.359	1:35.370	9	6.508	1:33.909	35	1 LAP	1:48.376	3	8.141	1:34.943	3	6.424	1:35.215
3	6.397	1:35.515	3	8.025	1:35.388	3	9.478	1:35.650	1	9.423	1:35.326	1	6.793	1:34.302
1	8.209	1:35.960	1	9.552	1:35.103	1	10.377	1:35.022	15	16.358	1:35.563	15	13.903	1:34.477
15	15.197	1:34.317	15	16.375	1:34.938	9	14.150	1:41.839	9	17.579	1:39.709	2	17.570	1:35.736
14	16.444	1:36.214	2	18.273	1:35.206	15	17.075	1:34.897	2	18.766	1:35.467	14	17.854	1:35.334
2	16.827	1:35.276	14	18.600	1:35.916	2	19.579	1:35.503	14	19.452	1:35.864	8	18.363	1:35.558
8	18.050	1:35.807	8	19.511	1:35.221	14	19.868	1:35.465	8	19.737	1:35.178	7	28.217	1:37.292
7	21.368	1:36.445	7	24.145	1:36.537	8	20.839	1:35.525	7	27.857	1:38.022	9	33.029	1:52.382
28	1:13.137	2:22.912 P	28	1:17.990	1:38.613	7	26.115	1:36.167	35	1 LAP	2:04.574	35	1 LAP	1:57.933
35	1:23.838	1:46.912				28	1:22.688	1:38.895	28	1:24.248	1:37.840	28	1:25.513	1:38.197

Weather / Track : Cloudy / Dry

Croft  
Circuit Length = 2.1250 miles  
Start: 12:02 End: 12:25

# Dunlop Production Touring Car Trophy

## RACE 9 - LAP CHART


Lap 11			Lap 12			Lap 13		
No	Behind	Laptime	No	Behind	Laptime	No	Behind	Laptime
6		1:36.212	6		1:36.694	6		1:37.838
3	6.152	1:35.940	3	5.939	1:36.481	3	3.930	1:35.829
1	6.321	1:35.740	1	6.153	1:36.526	1	4.188	1:35.873
15	12.952	1:35.261	15	11.287	1:35.029	15	8.470	1:35.021
2	18.226	1:36.868	2	18.858	1:37.326	14	17.184	1:35.632
14	18.479	1:36.837	14	19.390	1:37.605	8	17.650	1:35.724
8	18.883	1:36.732	8	19.764	1:37.575	7	30.806	1:39.399
7	28.998	1:36.993	7	29.245	1:36.941	35	1 LAP	1:47.802
9	52.092	1:55.275	9	1:16.091	2:00.693	9	1:30.512	1:52.259
35	1 LAP	1:51.074	35	1 LAP	1:48.162	28	1:41.320	1:44.228
28	1:30.841	1:41.540	28	1:34.930	1:40.783			

Weather / Track : Cloudy / Dry

Croft  
 Circuit Length = 2.1250 miles  
 Start: 12:02 End: 12:25

# Dunlop Production Touring Car Trophy

## RACE 17 - GRID

ROW 6	35 Phil BOLAND	5 Gary DUCKMAN
ROW 5	28 Steve JOHNSON	2 Thomas CARNABY
ROW 4	7 Ryan BENSLEY	9 Dan MALONE
ROW 3	14 Joe MCMILLIAN	8 Kevin GEORGE
ROW 2	3 Rob SMITH	6 Josh COOK
ROW 1	15 Joseph GIRLING	1 Adrian CHURCHILL
<b>Pole</b>		
		

Croft  
Circuit Length = 2.1250 miles

**These results are provisional until the conclusion of any judicial and technical matters.**

Clerk of Course :		Timekeeper :
-------------------	--	--------------

# Dunlop Mini Se7en Challenge

## RACE 10 - CLASSIFICATION

POS	NO	CL	NAME	ENTRY	LAPS	TIME	GAP	DIFF	MPH	BEST	ON
1	35		Paul SPARK	Mini Seven	10	18:04.672			70.52	1:46.796	3
2	6		James COULSON	Mini Seven	10	18:06.521	1.849	1.849	70.40	1:47.017	3
3	5		Graeme DAVIS	Mini Seven	10	18:08.864	4.192	2.343	70.25	1:47.298	7
4	46		Max HUNTER	Mini Seven	10	18:10.739	6.067	1.875	70.13	1:46.937	2
5	87		Ashley DAVIES	Mini Seven	10	18:25.858	21.186	15.119	69.17	1:48.316	2
6	9		Darren THOMAS	Mini Seven	10	18:26.681	22.009	0.823	69.12	1:48.323	5
7	8		Gareth HUNT	Mini Seven	10	18:28.661	23.989	1.980	69.00	1:48.732	4
8	36		Damon ASTIN	Mini Seven	10	18:29.100	24.428	0.439	68.97	1:48.297	2
9	91		Julian AFFLECK	Mini Seven	10	18:35.871	31.199	6.771	68.55	1:49.520	3
10	95		Julian PROCTOR	Mini Seven	10	18:42.166	37.494	6.295	68.17	1:50.088	2
11	88		Kieren MCDONALD	Mini Seven	10	18:45.807	41.135	3.641	67.95	1:49.929	3
12	2		Andrew DEVINY	Mini Seven	10	18:47.310	42.638	1.503	67.86	1:46.645	3
13	28		Jabez DYER	Mini Seven	10	18:48.758	44.086	1.448	67.77	1:50.791	2
14	25		Mike RAYNER	Mini Seven	10	19:01.364	56.692	12.606	67.02	1:51.402	5
15	38		Steven HOPPER	Mini Seven	10	19:02.751	58.079	1.387	66.94	1:51.317	3
16	69		Steve TRENCH	Mini Seven	10	19:49.336	1:44.664	46.585	64.32	1:52.987	2
17	92		Kevin O'SHEA	Mini Seven	10	19:56.977	1:52.305	7.641	63.91	1:56.286	6
NOT CLASSIFIED											
DNF	63		David ROBINSON	Mini Seven	6	13:41.330	4 laps	4 laps	55.88	1:55.300	6
DNF	44		Adam SMITH	Mini Seven	3	8:07.998	7 laps	3 laps	47.02	1:50.986	2
FASTEST LAP											
	2		Andrew DEVINY	Mini Seven	3	1:46.645		71.73 mph		115.44 kph	

Weather / Track : Cloudy / Dry

These results are provisional until the conclusion of any judicial and technical matters.

Croft

Circuit Length = 2.1250 miles

Start: 12:37 End: 12:57

Clerk of Course :		Timekeeper :
-------------------	--	--------------

# Dunlop Mini Se7en Challenge

## RACE 10 - LAP CHART

Lap 1			Lap 2			Lap 3			Lap 4			Lap 5		
No	Behind	Laptime	No	Behind	Laptime	No	Behind	Laptime	No	Behind	Laptime	No	Behind	Laptime
46		1:54.518	46		1:46.937	2		1:46.645	2		1:47.338	2		1:47.596
2	0.452	1:54.970	2	0.490	1:46.975	46	0.392	1:47.527	46	0.407	1:47.353	46	0.307	1:47.496
6	0.862	1:55.380	6	1.037	1:47.112	6	0.919	1:47.017	6	0.735	1:47.154	6	1.318	1:48.179
5	1.395	1:55.913	35	1.969	1:47.300	35	1.630	1:46.796	35	1.223	1:46.931	35	1.574	1:47.947
35	1.606	1:56.124	5	1.969	1:47.511	5	2.645	1:47.811	5	2.882	1:47.575	5	2.876	1:47.590
36	2.503	1:57.021	36	3.863	1:48.297	36	5.394	1:48.666	36	7.455	1:49.399	36	8.556	1:48.697
87	2.867	1:57.385	87	4.246	1:48.316	87	5.647	1:48.536	87	7.806	1:49.497	9	9.007	1:48.323
9	3.392	1:57.910	9	5.385	1:48.930	9	6.843	1:48.593	9	8.280	1:48.775	87	9.728	1:49.518
8	3.684	1:58.202	8	5.730	1:48.983	8	7.391	1:48.796	8	8.785	1:48.732	8	10.264	1:49.075
91	4.558	1:59.076	91	7.498	1:49.877	91	9.883	1:49.520	91	12.878	1:50.333	91	15.400	1:50.118
95	5.224	1:59.742	95	8.375	1:50.088	95	11.414	1:50.174	95	14.450	1:50.374	95	17.371	1:50.517
88	5.743	2:00.261	88	9.286	1:50.480	88	12.080	1:49.929	88	16.101	1:51.359	88	19.286	1:50.781
44	6.745	2:01.263	44	10.794	1:50.986	44	15.282	1:51.623	28	19.749	1:51.350	28	23.713	1:51.560
28	7.999	2:02.517	28	11.853	1:50.791	28	15.737	1:51.019	38	21.862	1:51.689	38	26.520	1:52.254
38	8.913	2:03.431	38	13.329	1:51.353	38	17.511	1:51.317	25	24.975	1:52.391	25	28.781	1:51.402
25	9.859	2:04.377	25	15.116	1:52.194	25	19.922	1:51.941	69	30.027	1:55.004	69	37.974	1:55.543
69	10.360	2:04.878	69	16.410	1:52.987	69	22.361	1:53.086	63	41.447	1:56.787	63	49.972	1:56.121
63	13.405	2:07.923	63	22.994	1:56.526	63	31.998	1:56.139	92	45.003	1:57.161	92	53.993	1:56.586
92	14.778	2:09.296	92	25.152	1:57.311	92	35.180	1:57.163						

Weather / Track : Cloudy / Dry

Croft  
Circuit Length = 2.1250 miles  
Start: 12:37 End: 12:57

# Dunlop Mini Se7en Challenge

## RACE 10 - LAP CHART

Lap 6			Lap 7			Lap 8			Lap 9			Lap 10		
No	Behind	Laptime	No	Behind	Laptime	No	Behind	Laptime	No	Behind	Laptime	No	Behind	Laptime
2		1:47.115	2		1:47.110	2		1:47.676	46		1:48.241	35		1:50.039
46	0.442	1:47.250	46	0.436	1:47.104	46	0.075	1:47.315	2	0.384	1:48.700	6	1.849	1:51.531
35	1.638	1:47.179	35	1.788	1:47.260	35	1.472	1:47.360	35	0.892	1:47.736	5	4.192	1:51.024
6	2.252	1:48.049	6	2.268	1:47.126	6	1.767	1:47.175	6	1.249	1:47.798	46	6.067	1:56.998
5	4.026	1:48.265	5	4.214	1:47.298	5	4.048	1:47.510	5	4.099	1:48.367	87	21.186	1:52.776
9	11.513	1:49.621	9	14.502	1:50.099	9	16.699	1:49.873	9	18.836	1:50.453	9	22.009	1:54.104
8	12.052	1:48.903	8	15.456	1:50.514	87	17.521	1:49.142	87	19.341	1:50.136	8	23.989	1:54.755
87	12.744	1:50.131	87	16.055	1:50.421	8	18.201	1:50.421	8	20.165	1:50.280	36	24.428	1:55.191
36	13.022	1:51.581	36	16.209	1:50.297	36	18.578	1:50.045	36	20.168	1:49.906	91	31.199	1:54.748
91	18.475	1:50.190	91	22.035	1:50.670	91	24.590	1:50.231	91	27.382	1:51.108	95	37.494	1:56.955
95	20.946	1:50.690	95	24.268	1:50.432	95	27.911	1:51.319	95	31.470	1:51.875	88	41.135	1:55.684
88	22.963	1:50.792	88	26.513	1:50.660	88	31.076	1:52.239	88	36.382	1:53.622	2	42.638	2:33.185
28	27.811	1:51.213	28	32.071	1:51.370	28	35.505	1:51.110	28	40.245	1:53.056	28	44.086	1:54.772
38	31.982	1:52.577	38	38.330	1:53.458	38	42.600	1:51.946	38	48.661	1:54.377	25	56.692	1:57.797
25	33.260	1:51.594	25	39.629	1:53.479	25	44.039	1:52.086	25	49.826	1:54.103	38	58.079	2:00.349
69	50.264	1:59.405	69	1:01.587	1:58.433	69	1:12.130	1:58.219	69	1:27.287	2:03.473	69	1:44.664	2:08.308
63	58.157	1:55.300	92	1:13.446	1:57.392	92	1:25.027	1:59.257	92	1:37.346	2:00.635	92	1:52.305	2:05.890
92	1:03.164	1:56.286												

Weather / Track : Cloudy / Dry

Croft  
Circuit Length = 2.1250 miles  
Start: 12:37 End: 12:57



# Intersteps Championship

## RACE 11 - CLASSIFICATION

POS	NO	CL	NAME	NAT	ENTRY	LAPS	TIME	GAP	DIFF	MPH	BEST	ON
1	1		<b>Patryk SZCZEBINSKI</b>	POL	Mygale FB08 - Falcon Motorsport	13	20:17.254			81.70	1:31.030	13
2	11		<b>Jake DENNIS</b>	GBR	Mygale FB08 - Fortec Motorsport	13	20:20.988	<b>3.734</b>	3.734	81.45	1:31.128	12
3	12		<b>Ed JONES</b>	GBR	Mygale FB08 - Fortec Motorsport	13	20:35.727	<b>18.473</b>	14.739	80.47	1:32.526	12
4	54		<b>James PEACE</b>	GBR	Mygale FB08 - MGR Motaworld	13	20:36.562	<b>19.308</b>	0.835	80.42	1:31.886	13
5	3		<b>Jake DALTON</b>	GBR	Mygale FB08 - Falcon Motorsport	13	20:40.739	<b>23.485</b>	4.177	80.15	1:32.504	13
6	10		<b>Alex WALKER</b>	GBR	Mygale FB08 - Fortec Motorsport	13	20:52.071	<b>34.817</b>	11.332	79.42	1:34.147	13
7	17		<b>Jake JACKSON</b>	GBR	Mygale FB08 - Tockwith Motorsport	13	21:10.635	<b>53.381</b>	18.564	78.26	1:35.054	13
8	2		<b>James NUTBROWN</b>	GBR	Mygale FB08 - Falcon Motorsport	12	22:43.495	<b>1 lap</b>	1 lap	67.32	1:46.836	11

### NOT CLASSIFIED

<i>DNF</i>	16		<b>Sarah MOORE</b>	GBR	Mygale FB08 - Tockwith Motorsport	7	12:18.640	<b>6 laps</b>	5 laps	72.49	1:43.877	5
------------	----	--	--------------------	-----	-----------------------------------	---	-----------	---------------	--------	-------	----------	---

### FASTEST LAP

1			<b>Patryk SZCZEBINSKI</b>	POL	Mygale FB08 - Falcon Motorsport	13	1:31.030			84.03 mph	135.24 kph	
---	--	--	---------------------------	-----	---------------------------------	----	----------	--	--	-----------	------------	--

Weather / Track : Cloudy / Damp

These results are provisional until the conclusion of any judicial and technical matters.

Croft

Circuit Length = 2.1250 miles

Start: 13:13 End: 13:36

Clerk of Course :

Timekeeper :

# Intersteps Championship

## RACE 11 - LAP CHART

Lap 1			Lap 2			Lap 3			Lap 4			Lap 5		
No	Behind	Laptime	No	Behind	Laptime	No	Behind	Laptime	No	Behind	Laptime	No	Behind	Laptime
1		1:41.652	1		1:36.919	1		1:35.396	1		1:34.412	1		1:33.886
11	0.863	1:42.515	11	0.474	1:36.530	11	0.779	1:35.701	11	1.024	1:34.657	11	1.404	1:34.266
12	3.797	1:45.449	12	3.929	1:37.051	12	4.577	1:36.044	12	5.401	1:35.236	12	5.839	1:34.324
54	3.810	1:45.462	54	4.944	1:38.053	54	5.473	1:35.925	54	6.082	1:35.021	54	6.654	1:34.458
3	4.778	1:46.430	3	5.613	1:37.754	3	6.469	1:36.252	3	7.617	1:35.560	3	8.467	1:34.736
10	5.364	1:47.016	10	7.880	1:39.435	10	8.722	1:36.238	10	10.628	1:36.318	10	12.600	1:35.858
17	6.855	1:48.507	17	9.584	1:39.648	17	11.809	1:37.621	17	15.071	1:37.674	17	18.311	1:37.126
16	11.600	1:53.252	16	19.485	1:44.804	16	28.322	1:44.233	16	38.165	1:44.255	16	48.156	1:43.877
2	15.378	1:57.030	2	26.624	1:48.165	2	39.466	1:48.238	2	54.390	1:49.336	2	1:16.444	1:55.940

Weather / Track : Cloudy / Damp

Croft  
 Circuit Length = 2.1250 miles  
 Start: 13:13 End: 13:36

**Intersteps Championship**  
**RACE 11 - LAP CHART**

Lap 6			Lap 7			Lap 8			Lap 9			Lap 10		
No	Behind	Laptime	No	Behind	Laptime	No	Behind	Laptime	No	Behind	Laptime	No	Behind	Laptime
1		1:33.286	1		1:32.560	1		1:32.308	1		1:32.066	1		1:31.313
11	1.124	1:33.006	2	1 LAP	1:49.558	11	1.034	1:32.479	11	0.986	1:32.018	11	1.024	1:31.351
12	6.604	1:34.051	11	0.863	1:32.299	12	9.861	1:34.205	12	11.535	1:33.740	12	13.706	1:33.484
54	7.042	1:33.674	12	7.964	1:33.920	54	13.595	1:34.372	54	14.668	1:33.139	54	15.971	1:32.616
3	9.890	1:34.709	54	11.531	1:37.049	3	14.532	1:34.512	3	16.740	1:34.274	3	18.766	1:33.339
10	14.459	1:35.145	3	12.328	1:34.998	10	19.394	1:34.790	10	22.561	1:35.233	10	25.690	1:34.442
17	21.974	1:36.949	10	16.912	1:35.013	2	1 LAP	1:53.508	17	35.466	1:37.454	17	40.899	1:36.746
16	58.940	1:44.070	17	25.863	1:36.449	17	30.078	1:36.523	2	1 LAP	1:50.699	2	1 LAP	1:47.927
			16	1:10.529	1:44.149									

Weather / Track : Cloudy / Damp

Croft  
 Circuit Length = 2.1250 miles  
 Start: 13:13 End: 13:36

**Intersteps Championship**  
**RACE 11 - LAP CHART**

Lap 11			Lap 12			Lap 13		
No	Behind	Laptime	No	Behind	Laptime	No	Behind	Laptime
1		1:31.392	1		1:31.034	1		1:31.030
11	0.901	1:31.269	11	0.995	1:31.128	11	3.734	1:33.769
12	15.147	1:32.833	12	16.639	1:32.526	12	18.473	1:32.864
54	17.380	1:32.801	54	18.452	1:32.106	54	19.308	1:31.886
3	20.383	1:33.009	3	22.011	1:32.662	3	23.485	1:32.504
10	28.565	1:34.267	10	31.700	1:34.169	10	34.817	1:34.147
17	45.016	1:35.509	17	49.357	1:35.375	17	53.381	1:35.054
2	1 LAP	1:49.050	2	1 LAP	1:46.836	2	1 LAP	2:27.208

Weather / Track : Cloudy / Damp

Croft  
 Circuit Length = 2.1250 miles  
 Start: 13:13 End: 13:36

# Scottish Legends Cars Championship

## RACE 12 - CLASSIFICATION

POS	NO	CL	NAME	ENTRY	LAPS	TIME	GAP	DIFF	MPH	BEST	ON
1	3		<b>Ross MARSHALL</b>	Legend Ford Coupe	6	11:43.365			65.25	1:54.079	6
2	99		<b>Robbie BURGOYNE</b>	Legend	6	11:43.525	<b>0.160</b>	0.160	65.24	1:53.658	6
3	18		<b>Ross MICKEL</b>	Chevrolet Legend Sedan	6	11:45.133	<b>1.768</b>	1.608	65.09	1:52.140	5
4	26		<b>Scott HYNDS</b>	Ford coupe	6	11:45.567	<b>2.202</b>	0.434	65.05	1:52.432	6
5	03		<b>John MARSHALL</b>	Legend Ford Coupe	6	11:51.044	<b>7.679</b>	5.477	64.55	1:54.470	6
6	7		<b>Carol BROWN</b>	Legend Coupe	6	11:51.612	<b>8.247</b>	0.568	64.50	1:54.291	6
7	9		<b>Paul O'BRIEN</b>	Legend Ford Sedan	6	11:52.028	<b>8.663</b>	0.416	64.46	1:53.758	5
8	46		<b>Colin ATKINSON</b>	Ford Legend Coupe	6	11:54.372	<b>11.007</b>	2.344	64.25	1:54.684	6
9	32		<b>Peter MORTON</b>	Legend chevy coupe	6	11:54.617	<b>11.252</b>	0.245	64.23	1:52.005	6
10	22		<b>Benjamin MASON</b>	Ford Legend Sedan	6	11:55.121	<b>11.756</b>	0.504	64.18	1:51.872	6
11	6		<b>David HUNTER</b>	Ford Legend	6	11:59.964	<b>16.599</b>	4.843	63.75	1:54.795	6
12	69		<b>Gerard MCCOSH</b>	Legend 34 Ford Coupe	6	12:00.315	<b>16.950</b>	0.351	63.72	1:53.628	5
13	72		<b>Glenn BURTENSRAW</b>	Legend 34 Ford Coupe	6	12:00.762	<b>17.397</b>	0.447	63.68	1:53.940	6
14	45		<b>Giuseppe PALAZZO</b>	Legend 37 Ford Sedan	6	12:08.679	<b>25.314</b>	7.917	62.99	1:54.856	6
15	38		<b>Enrico PALAZZO</b>	Ford Legend Coupe	6	12:09.427	<b>26.062</b>	0.748	62.92	1:55.465	6
16	62		<b>Kevin KETTLEWELL</b>	Legend Sedan	6	12:11.271	<b>27.906</b>	1.844	62.76	1:55.279	6
17	88		<b>Jeff PRITCHARD</b>	Legend Sedan	6	12:12.322	<b>28.957</b>	1.051	62.67	1:56.130	5
18	82		<b>David ALLAN</b>	Legend Coupe	6	12:22.150	<b>38.785</b>	9.828	61.84	1:57.804	6
19	50		<b>Paul MCKAY</b>	Legend 34 Coupe	6	12:25.740	<b>42.375</b>	3.590	61.55	1:58.139	6
20	77		<b>Robin WEBB</b>	Legend Chevy Sedan	6	12:26.155	<b>42.790</b>	0.415	61.51	1:58.198	6
21	25		<b>Patrick HYNDS</b>	Ford Coupe	6	12:59.440	<b>1:16.075</b>	33.285	58.88	2:03.786	6
22	74		<b>Robert KING</b>	Legend	6	13:09.965	<b>1:26.600</b>	10.525	58.10	2:04.549	6
23	80		<b>Kevan FEARNLEY</b>	Legend Sedan	6	13:20.879	<b>1:37.514</b>	10.914	57.31	2:07.459	6

### NOT CLASSIFIED

<i>DNF</i> 27	<b>Chris HYNDS</b>	Legend Sedan	1	2:10.657	<b>5 laps</b>	5 laps	58.55
<i>DNF</i> 17	<b>Billy WAIT</b>	Ford Legend Sedan	0				

### FASTEST LAP

22	<b>Benjamin MASON</b>	Ford Legend Sedan	6	1:51.872	68.38 mph	110.05 kph
----	-----------------------	-------------------	---	----------	-----------	------------

Weather / Track : Cloudy / Drying

These results are provisional until the conclusion of any judicial and technical matters.

Croft

Circuit Length = 2.1250 miles

Start: 13:45 End: 13:59

Clerk of Course :

Timekeeper :

# Scottish Legends Cars Championship

## RACE 12 - LAP CHART

Lap 1			Lap 2			Lap 3			Lap 4			Lap 5		
No	Behind	Laptime	No	Behind	Laptime	No	Behind	Laptime	No	Behind	Laptime	No	Behind	Laptime
99		2:01.520	99		1:59.016	99		1:58.047	3		1:55.681	3		1:54.358
7	3.647	2:05.167	3	2.222	1:57.162	3	0.664	1:56.489	99	0.079	1:56.424	99	0.581	1:54.860
3	4.076	2:05.596	26	4.961	1:58.831	26	4.373	1:57.459	18	4.519	1:54.527	18	2.301	1:52.140
26	5.146	2:06.666	7	5.470	2:00.839	7	5.791	1:58.368	26	5.103	1:57.075	26	3.849	1:53.104
03	5.247	2:06.767	03	6.524	2:00.293	03	6.292	1:57.815	03	6.748	1:56.801	03	7.288	1:54.898
46	7.193	2:08.713	46	7.791	1:59.614	18	6.337	1:55.637	7	7.434	1:57.988	7	8.035	1:54.959
38	7.863	2:09.383	18	8.747	1:58.091	46	8.353	1:58.609	46	8.739	1:56.731	9	8.383	1:53.758
9	8.083	2:09.603	9	9.262	2:00.195	9	9.130	1:57.915	9	8.983	1:56.198	46	10.402	1:56.021
72	8.682	2:10.202	72	12.840	2:03.174	6	14.399	1:58.907	32	14.451	1:55.323	32	13.326	1:53.233
27	9.137	2:10.657	38	13.408	2:04.561	72	15.357	2:00.564	6	15.444	1:57.390	22	13.963	1:52.006
6	9.463	2:10.983	6	13.539	2:03.092	32	15.473	1:59.435	22	16.315	1:56.335	6	15.883	1:54.797
18	9.672	2:11.192	22	13.823	2:02.071	22	16.325	2:00.549	72	17.199	1:58.187	69	16.588	1:53.628
69	10.519	2:12.039	32	14.085	2:01.980	69	17.530	2:00.894	69	17.318	1:56.133	72	17.536	1:54.695
62	10.653	2:12.173	69	14.683	2:03.180	38	17.958	2:02.597	38	20.927	1:59.314	45	24.537	1:57.461
22	10.768	2:12.288	45	16.294	2:02.608	45	18.111	1:59.864	45	21.434	1:59.668	38	24.676	1:58.107
32	11.121	2:12.641	62	17.274	2:05.637	62	18.652	1:59.425	62	22.337	2:00.030	62	26.706	1:58.727
45	12.702	2:14.222	88	19.954	2:06.084	88	22.093	2:00.186	88	25.087	1:59.339	88	26.859	1:56.130
88	12.886	2:14.406	50	21.440	2:05.643	82	26.697	2:02.769	82	30.559	2:00.207	82	35.060	1:58.859
50	14.813	2:16.333	82	21.975	2:05.950	50	27.713	2:04.320	50	32.785	2:01.417	50	38.315	1:59.888
82	15.041	2:16.561	77	23.686	2:05.263	77	27.974	2:02.335	77	33.579	2:01.950	77	38.671	1:59.450
77	17.439	2:18.959	25	33.017	2:12.198	25	45.585	2:10.615	25	56.413	2:07.173	25	1:06.368	2:04.313
25	19.835	2:21.355	74	39.606	2:13.521	74	52.231	2:10.672	74	1:04.217	2:08.331	74	1:16.130	2:06.271
74	25.101	2:26.621	80	42.669	2:14.615	80	56.266	2:11.644	80	1:10.262	2:10.341	80	1:24.134	2:08.230
80	27.070	2:28.590												

Weather / Track : Cloudy / Drying

Croft  
Circuit Length = 2.1250 miles  
Start: 13:45 End: 13:59

# Scottish Legends Cars Championship

## RACE 12 - LAP CHART

Lap 6		
No	Behind	Laptime
3		1:54.079
99	0.160	1:53.658
18	1.768	1:53.546
26	2.202	1:52.432
03	7.679	1:54.470
7	8.247	1:54.291
9	8.663	1:54.359
46	11.007	1:54.684
32	11.252	1:52.005
22	11.756	1:51.872
6	16.599	1:54.795
69	16.950	1:54.441
72	17.397	1:53.940
45	25.314	1:54.856
38	26.062	1:55.465
62	27.906	1:55.279
88	28.957	1:56.177
82	38.785	1:57.804
50	42.375	1:58.139
77	42.790	1:58.198
25	1:16.075	2:03.786
74	1:26.600	2:04.549
80	1:37.514	2:07.459

Weather / Track : Cloudy / Drying

Croft  
Circuit Length = 2.1250 miles  
Start: 13:45 End: 13:59

# Dunlop Mini Miglia Championship

## RACE 13 - CLASSIFICATION

POS	NO	CL	NAME	ENTRY	LAPS	TIME	GAP	DIFF	MPH	BEST	ON
1	20		<b>Endaf OWENS</b>	Mini Miglia	10	16:40.733			76.44	1:38.060	10
2	11		<b>Kane ASTIN</b>	Mini Miglia	10	16:41.479	<b>0.746</b>	0.746	76.38	1:38.374	9
3	21		<b>Aaron SMITH</b>	Mini Miglia	10	16:54.008	<b>13.275</b>	12.529	75.44	1:39.021	8
4	3		<b>Dave DREW</b>	Mini Miglia	10	16:54.106	<b>13.373</b>	0.098	75.43	1:38.412	6
5	69		<b>Tony LEMAY</b>	Mini Miglia	10	16:54.620	<b>13.887</b>	0.514	75.39	1:39.140	8
6	1		<b>Paul THOMPSON</b>	Mini Miglia	10	16:55.025	<b>14.292</b>	0.405	75.36	1:38.602	8
7	2		<b>Colin PEACOCK</b>	Mini Miglia	10	16:55.449	<b>14.716</b>	0.424	75.33	1:38.708	10
8	7		<b>Sarah MUNNS</b>	Mini Miglia	10	17:02.221	<b>21.488</b>	6.772	74.83	1:40.058	10
9	23		<b>Rupert DEETH</b>	Mini Miglia	10	17:02.778	<b>22.045</b>	0.557	74.79	1:40.299	8
10	8		<b>Mark SIMS</b>	Mini Miglia	10	17:03.284	<b>22.551</b>	0.506	74.76	1:39.962	8
11	42		<b>Paul SIMMONDS</b>	Mini Miglia	10	17:15.179	<b>34.446</b>	11.895	73.90	1:41.078	9
12	13		<b>Phil HARVEY</b>	Mini Miglia	10	17:16.686	<b>35.953</b>	1.507	73.79	1:41.196	9
NOT CLASSIFIED											
DNF	15		<b>Gordon POCOCK</b>	Mini Miglia	1	4:06.296	<b>9 laps</b>	9 laps	31.06		
FASTEST LAP											
	20		<b>Endaf OWENS</b>	Mini Miglia	10	1:38.060		78.01 mph		125.55 kph	

Weather / Track : Cloudy / Dry

These results are provisional until the conclusion of any judicial and technical matters.

Croft

Circuit Length = 2.1250 miles

Start: 14:13 End: 14:30

Clerk of Course :		Timekeeper :
-------------------	--	--------------



# Dunlop Mini Miglia Championship

## RACE 13 - LAP CHART

Lap 1			Lap 2			Lap 3			Lap 4			Lap 5		
No	Behind	Laptime	No	Behind	Laptime	No	Behind	Laptime	No	Behind	Laptime	No	Behind	Laptime
11		1:46.876	11		1:40.360	11		1:40.861	20		1:39.342	20		1:39.913
20	0.671	1:47.547	20	0.665	1:40.354	20	0.329	1:40.525	11	0.226	1:39.897	11	0.235	1:39.922
3	2.588	1:49.464	3	3.942	1:41.714	3	4.149	1:41.068	69	6.326	1:41.223	21	7.807	1:41.021
69	3.439	1:50.315	69	5.032	1:41.953	21	4.510	1:39.986	21	6.699	1:41.860	69	7.932	1:41.519
7	4.079	1:50.955	21	5.385	1:41.268	69	4.774	1:40.603	3	9.936	1:45.458	3	10.449	1:40.426
21	4.477	1:51.353	7	7.097	1:43.378	23	8.442	1:41.404	23	10.785	1:42.014	1	11.192	1:39.861
23	4.701	1:51.577	23	7.899	1:43.558	7	9.099	1:42.863	1	11.244	1:41.746	23	11.924	1:41.052
1	5.423	1:52.299	1	8.430	1:43.367	1	9.169	1:41.600	7	11.798	1:42.370	2	12.433	1:40.015
8	6.322	1:53.198	8	8.952	1:42.990	2	9.500	1:40.994	2	12.331	1:42.502	7	13.328	1:41.443
2	6.852	1:53.728	2	9.367	1:42.875	8	10.250	1:42.159	8	12.886	1:42.307	8	13.905	1:40.932
42	8.037	1:54.913	13	11.568	1:43.356	13	13.072	1:42.365	13	15.421	1:42.020	13	17.281	1:41.773
13	8.572	1:55.448	42	12.043	1:44.366	42	13.531	1:42.349	42	16.185	1:42.325	42	17.722	1:41.450
15	13.287	2:00.163												

Weather / Track : Cloudy / Dry

Croft  
 Circuit Length = 2.1250 miles  
 Start: 14:13 End: 14:30

# Dunlop Mini Miglia Championship

## RACE 13 - LAP CHART

Lap 6			Lap 7			Lap 8			Lap 9			Lap 10		
No	Behind	Laptime	No	Behind	Laptime	No	Behind	Laptime	No	Behind	Laptime	No	Behind	Laptime
20		1:39.595	20		1:38.435	20		1:38.594	20		1:38.368	20		1:38.060
11	0.427	1:39.787	11	0.542	1:38.550	11	0.391	1:38.443	11	0.397	1:38.374	11	0.746	1:38.409
21	7.911	1:39.699	21	9.793	1:40.317	21	10.220	1:39.021	21	10.967	1:39.115	21	13.275	1:40.368
69	8.340	1:40.003	69	10.218	1:40.313	69	10.764	1:39.140	3	12.088	1:39.313	3	13.373	1:39.345
3	9.266	1:38.412	3	10.603	1:39.772	3	11.143	1:39.134	69	12.323	1:39.927	69	13.887	1:39.624
1	11.229	1:39.632	1	11.955	1:39.161	1	11.963	1:38.602	1	12.685	1:39.090	1	14.292	1:39.667
2	12.482	1:39.644	2	13.259	1:39.212	2	13.382	1:38.717	2	14.068	1:39.054	2	14.716	1:38.708
23	13.552	1:41.223	23	15.689	1:40.572	23	17.394	1:40.299	23	19.467	1:40.441	7	21.488	1:40.058
7	13.854	1:40.121	7	16.225	1:40.806	7	17.715	1:40.084	7	19.490	1:40.143	23	22.045	1:40.638
8	14.942	1:40.632	8	16.830	1:40.323	8	18.198	1:39.962	8	20.146	1:40.316	8	22.551	1:40.465
13	20.914	1:43.228	13	25.101	1:42.622	42	28.499	1:41.815	42	31.209	1:41.078	42	34.446	1:41.297
42	21.019	1:42.892	42	25.278	1:42.694	13	29.646	1:43.139	13	32.474	1:41.196	13	35.953	1:41.539

Weather / Track : Cloudy / Dry

Croft  
 Circuit Length = 2.1250 miles  
 Start: 14:13 End: 14:30

# DDMC Northern Saloon & Sportscar Championship (Classes A & E)

## RACE 14 - CLASSIFICATION

POS	NO	CL	NAME	ENTRY	LAPS	TIME	GAP	DIFF	MPH	BEST	ON
1	90	A2	Jeff WILSON	Lotus Elise	12	17:31.309			87.32	1:25.246	6
2	65	A1	Andy ROBINSON	Ford Falcon	12	18:08.745	37.436	37.436	84.31	1:28.685	7
3	50	A2	Bill ADDISON	Caterham R400 Superlight	12	18:13.004	41.695	4.259	83.98	1:28.868	2
4	28	E1	Sam ARREBERG	Caterham R400	12	18:13.302	41.993	0.298	83.96	1:29.391	7
5	54	A1	Andrew MORRISON	Seat Leon Cupra	11	17:34.874	1 lap	1 lap	79.77	1:34.063	8
6	91	A2	Stuart CARR	Caterham	11	17:52.171	1 lap	17.297	78.48	1:35.784	5
7	40	A2	Neil CLAXTON	Suzuki SC100	11	17:56.010	1 lap	3.839	78.20	1:35.705	10
8	7	E1	Phil MORRIS	Caterham 7	11	17:56.395	1 lap	0.385	78.17	1:35.759	5
9	8	A1	David BOTTERILL	Porsche 944 turbo	11	18:00.997	1 lap	4.602	77.84	1:35.617	8
10	58	A1	Chris WHITELEY	Seat Cupra R	11	18:12.159	1 lap	11.162	77.05	1:36.532	6
11	77	E3	Mark LEYBOURNE	Westfield SEiW	11	18:13.153	1 lap	0.994	76.98	1:37.347	4
12	24	E2	Alan MCPHERSON	Ford Formula 27	11	18:15.480	1 lap	2.327	76.81	1:37.384	9
13	3	A1	Martin LOFTHOUSE	Triumph TR8	11	18:35.034	1 lap	19.554	75.46	1:39.179	10
14	22	E1	Simon MAYNE	Fisher Fury	11	18:35.038	1 lap	0.004	75.46	1:38.995	11
15	51	E3	Martyn LIGHTFOOT	Raw Striker	11	18:44.136	1 lap	9.098	74.85	1:38.733	5
16	88	A1	Jim SEMPLE	MMS RS200	11	18:48.127	1 lap	3.991	74.59	1:38.138	2
17	6	E1	James HAMILL	Tepptirain Saturn	11	18:48.746	1 lap	0.619	74.55	1:39.756	7
18	36	A2	Clinton EWEN	Austin Mini	11	19:02.470	1 lap	13.724	73.65	1:41.767	11
19	59	E1	John STEPHENS	Ginetta G20	10	18:31.142	2 laps	1 lap	68.84	1:47.244	6
20	43	E3	Alex RAE	Ginetta G20	9	18:47.216	3 laps	1 lap	61.08	1:40.513	9

### FASTEST LAP

90	A2	Jeff WILSON	Lotus Elise	6	1:25.246	89.74 mph	144.42 kph
65	A1	Andy ROBINSON	Ford Falcon	7	1:28.685	86.26 mph	138.82 kph
28	E1	Sam ARREBERG	Caterham R400	7	1:29.391	85.58 mph	137.72 kph
77	E3	Mark LEYBOURNE	Westfield SEiW	4	1:37.347	78.58 mph	126.47 kph
24	E2	Alan MCPHERSON	Ford Formula 27	9	1:37.384	78.55 mph	126.42 kph

Weather / Track : Sunny / Dry

These results are provisional until the conclusion of any judicial and technical matters.

Croft

Circuit Length = 2.1250 miles

Start: 14:45 End: 15:05

Clerk of Course :

Timekeeper :

# DDMC Northern Saloon & Sportscar Championship (Classes A & E)

## RACE 14 - LAP CHART

Lap 1			Lap 2			Lap 3			Lap 4			Lap 5		
No	Behind	Laptime	No	Behind	Laptime	No	Behind	Laptime	No	Behind	Laptime	No	Behind	Laptime
90		1:32.698	90		1:26.091	90		1:26.848	90		1:25.630	90		1:25.255
50	2.548	1:35.246	50	5.325	1:28.868	50	9.618	1:31.141	50	14.066	1:30.078	59	1 LAP	1:49.597
28	4.855	1:37.553	28	9.284	1:30.520	28	12.494	1:30.058	28	16.686	1:29.822	50	18.587	1:29.776
65	7.097	1:39.795	65	11.611	1:30.605	65	15.180	1:30.417	65	18.965	1:29.415	28	21.182	1:29.751
88	10.246	1:42.944	88	22.293	1:38.138	54	32.404	1:36.376	54	40.931	1:34.157	65	23.251	1:29.541
8	12.229	1:44.927	54	22.876	1:35.995	88	34.026	1:38.581	8	44.554	1:36.061	54	50.513	1:34.837
54	12.972	1:45.670	8	23.123	1:36.985	8	34.123	1:37.848	91	45.136	1:36.123	8	55.330	1:36.031
91	13.060	1:45.758	91	23.502	1:36.533	91	34.643	1:37.989	43	2 LAPS	4:45.637	91	55.665	1:35.784
7	14.962	1:47.660	7	25.779	1:36.908	7	35.972	1:37.041	7	47.734	1:37.392	7	58.238	1:35.759
40	15.836	1:48.534	40	26.477	1:36.732	40	36.673	1:37.044	40	47.996	1:36.953	40	59.253	1:36.512
77	16.042	1:48.740	24	27.782	1:37.677	24	40.022	1:39.088	88	49.758	1:41.362	77	1:06.933	1:39.578
24	16.196	1:48.894	77	29.039	1:39.088	77	40.893	1:38.702	77	52.610	1:37.347	24	1:07.779	1:39.298
3	18.585	1:51.283	58	33.717	1:39.781	58	45.825	1:38.956	24	53.736	1:39.344	43	2 LAPS	1:46.411
22	19.544	1:52.242	3	34.592	1:42.098	3	49.825	1:42.081	58	57.080	1:36.885	58	1:08.624	1:36.799
58	20.027	1:52.725	22	34.885	1:41.432	22	50.042	1:42.005	3	1:04.467	1:40.272	88	1:11.176	1:46.673
43	20.126	1:52.824	6	35.889	1:40.152	6	51.192	1:42.151	22	1:04.666	1:40.254	3	1:19.085	1:39.873
6	21.828	1:54.526	51	37.703	1:40.771	51	51.668	1:40.813	6	1:05.918	1:40.356	22	1:19.512	1:40.101
36	22.671	1:55.369	36	39.461	1:42.881	36	55.865	1:43.252	51	1:06.409	1:40.371	51	1:19.887	1:38.733
51	23.023	1:55.721	59	50.966	1:49.235	59	1:12.596	1:48.478	36	1:13.031	1:42.796	6	1:20.601	1:39.938
59	27.822	2:00.520												

Weather / Track : Sunny / Dry

Croft  
Circuit Length = 2.1250 miles  
Start: 14:45 End: 15:05

# DDMC Northern Saloon & Sportscar Championship (Classes A & E)

## RACE 14 - LAP CHART

Lap 6			Lap 7			Lap 8			Lap 9			Lap 10		
No	Behind	Laptime	No	Behind	Laptime	No	Behind	Laptime	No	Behind	Laptime	No	Behind	Laptime
90		1:25.246	90		1:27.730	90		1:28.127	90		1:26.688	90		1:28.434
36	1 LAP	1:42.209	88	1 LAP	1:41.838	58	1 LAP	1:37.303	7	1 LAP	1:36.206	8	1 LAP	1:36.138
50	23.415	1:30.074	43	3 LAPS	1:46.855	77	1 LAP	1:38.528	40	1 LAP	1:36.381	91	1 LAP	1:37.286
28	25.438	1:29.502	3	1 LAP	1:40.946	24	1 LAP	1:39.581	58	1 LAP	1:37.097	7	1 LAP	1:36.398
65	27.348	1:29.343	22	1 LAP	1:40.579	88	1 LAP	1:43.627	77	1 LAP	1:37.647	40	1 LAP	1:35.927
59	1 LAP	1:52.171	51	1 LAP	1:41.539	43	3 LAPS	1:43.119	24	1 LAP	1:37.590	59	2 LAPS	1:52.561
54	1:00.033	1:34.766	6	1 LAP	1:40.990	3	1 LAP	1:39.589	3	1 LAP	1:40.108	58	1 LAP	1:39.532
8	1:05.987	1:35.903	36	1 LAP	1:42.500	22	1 LAP	1:39.857	22	1 LAP	1:39.820	77	1 LAP	1:38.070
91	1:06.223	1:35.804	50	26.088	1:30.403	6	1 LAP	1:39.756	65	33.460	1:30.174	24	1 LAP	1:37.384
40	1:10.793	1:36.786	28	27.099	1:29.391	51	1 LAP	1:41.249	88	1 LAP	1:44.691	65	35.752	1:30.726
7	1:10.807	1:37.815	65	28.303	1:28.685	50	28.701	1:30.740	43	3 LAPS	1:43.415	50	37.862	1:32.097
58	1:19.910	1:36.532	59	1 LAP	1:47.244	28	29.831	1:30.859	50	34.199	1:32.186	28	38.244	1:31.865
77	1:20.619	1:38.932	54	1:06.972	1:34.669	65	29.974	1:29.798	28	34.813	1:31.670	3	1 LAP	1:40.130
24	1:21.307	1:38.774	8	1:14.215	1:35.958	36	1 LAP	1:44.928	6	1 LAP	1:42.309	22	1 LAP	1:40.421
			91	1:15.076	1:36.583	54	1:12.908	1:34.063	51	1 LAP	1:41.629	51	1 LAP	1:42.812
			7	1:20.031	1:36.954	59	1 LAP	1:48.804	36	1 LAP	1:42.286	88	1 LAP	1:46.670
			40	1:20.712	1:37.649	8	1:21.705	1:35.617	54	1:21.694	1:35.474	43	3 LAPS	1:46.945
						91	1:23.279	1:36.330				6	1 LAP	1:45.850
												36	1 LAP	1:42.366
												54	1:27.968	1:34.708

Weather / Track : Sunny / Dry

Croft  
Circuit Length = 2.1250 miles  
Start: 14:45 End: 15:05

**DDMC Northern Saloon & Sportscar Championship (Classes A & E)**  
**RACE 14 - LAP CHART**

Lap 11			Lap 12		
No	Behind	Laptime	No	Behind	Laptime
90		1:28.146	90		1:30.416
91	1 LAP	1:36.864	54	1 LAP	1:34.159
40	1 LAP	1:35.705	91	1 LAP	1:37.117
7	1 LAP	1:37.642	40	1 LAP	1:37.787
8	1 LAP	1:45.162	7	1 LAP	1:36.620
58	1 LAP	1:37.900	8	1 LAP	1:40.367
77	1 LAP	1:38.152	65	37.436	1:30.440
24	1 LAP	1:37.845	58	1 LAP	1:38.649
65	37.412	1:29.806	50	41.695	1:31.994
59	2 LAPS	1:50.614	77	1 LAP	1:38.369
50	40.117	1:30.401	28	41.993	1:31.899
28	40.510	1:30.412	24	1 LAP	1:40.005
3	1 LAP	1:39.179	59	2 LAPS	1:51.918
22	1 LAP	1:39.332	3	1 LAP	1:39.475
51	1 LAP	1:39.663	22	1 LAP	1:38.995
88	1 LAP	1:41.948	51	1 LAP	1:40.835
43	3 LAPS	1:41.497	43	3 LAPS	1:40.513
6	1 LAP	1:41.114	88	1 LAP	1:41.655
36	1 LAP	1:42.116	6	1 LAP	1:41.604
			36	1 LAP	1:41.767

Weather / Track : Sunny / Dry

Croft  
 Circuit Length = 2.1250 miles  
 Start: 14:45 End: 15:05

# Lackford Engineering Austin Healey Club Race Championship

## RACE 15 - CLASSIFICATION

POS	NO	CL	NAME	ENTRY	LAPS	TIME	GAP	DIFF	MPH	BEST	ON
1	1	B	David SMITHIES	Austin Healey 3000	12	21:07.306			72.43	1:42.427	3
2	9	E	Patrick HARRIS	Austin Healey Sprite	12	21:07.780	0.474	0.474	72.41	1:43.845	8
3	64	B	Adrian BALL	Austin Healey 3	12	21:22.107	14.801	14.327	71.60	1:45.524	7
4	26	D	Brian BEDFORD	Austin Healey SPRITE	12	21:32.631	25.325	10.524	71.01	1:45.563	12
5	11	G	Tony WILSON-SPRATT	WSM Sprite Sprint	11	22:04.037	1 lap	1 lap	63.55	1:49.854	4
NOT CLASSIFIED											
DNF	12	E	Drew CAMERON	Austin Healey Frogeye Sprite	3	5:21.416	9 laps	8 laps	71.40	1:43.198	3
FASTEST LAP											
1	B	David SMITHIES	Austin Healey 3000	3	1:42.427	74.68 mph	120.19 kph				
12	E	Drew CAMERON	Austin Healey Frogeye Sprite	3	1:43.198	74.13 mph	119.30 kph				
26	D	Brian BEDFORD	Austin Healey SPRITE	12	1:45.563	72.46 mph	116.62 kph				
11	G	Tony WILSON-SPRATT	WSM Sprite Sprint	4	1:49.854	69.63 mph	112.07 kph				

Weather / Track : Sunny / Dry  
 These results are provisional until the conclusion of any judicial and technical matters.

Croft  
 Circuit Length = 2.1250 miles  
 Start: 15:15 End: 15:37

Clerk of Course :		Timekeeper :
-------------------	--	--------------

**Lackford Engineering Austin Healey Club Race Championship**  
**RACE 15 - LAP CHART**

Lap 1			Lap 2			Lap 3			Lap 4			Lap 5		
No	Behind	Laptime	No	Behind	Laptime	No	Behind	Laptime	No	Behind	Laptime	No	Behind	Laptime
9		1:51.827	9		1:46.221	12		1:43.198	1		1:44.999	1		1:44.966
64	0.042	1:51.869	12	0.170	1:45.474	1	0.442	1:42.427	9	2.677	1:45.296	9	2.486	1:44.775
12	0.917	1:52.744	1	1.383	1:43.977	9	2.822	1:46.190	64	5.880	1:45.865	64	6.975	1:46.061
1	3.627	1:55.454	64	2.766	1:48.945	64	5.456	1:46.058	26	12.601	1:46.872	26	14.905	1:47.270
11	5.815	1:57.642	26	7.932	1:47.816	26	11.170	1:46.606	11	22.402	1:49.854			
26	6.337	1:58.164	11	10.130	1:50.536	11	17.989	1:51.227						

Weather / Track : Sunny / Dry

Croft  
 Circuit Length = 2.1250 miles  
 Start: 15:15 End: 15:37



# Lackford Engineering Austin Healey Club Race Championship

## RACE 15 - LAP CHART

Lap 6			Lap 7			Lap 8			Lap 9			Lap 10		
No	Behind	Laptime	No	Behind	Laptime	No	Behind	Laptime	No	Behind	Laptime	No	Behind	Laptime
1		1:43.323	1		1:45.419	1		1:45.327	1		1:43.147	1		1:44.557
9	4.526	1:45.363	9	4.109	1:45.002	9	2.627	1:43.845	9	3.483	1:44.003	9	4.215	1:45.289
64	9.577	1:45.925	64	9.682	1:45.524	64	10.012	1:45.657	64	13.445	1:46.580	64	15.136	1:46.248
26	18.850	1:47.268	26	20.541	1:47.110	26	21.969	1:46.755	26	25.004	1:46.182	26	27.034	1:46.587
11	1 LAP	3:29.409	11	1 LAP	1:51.798	11	1 LAP	1:50.588	11	1 LAP	1:50.916	11	1 LAP	1:50.436

Weather / Track : Sunny / Dry

Croft  
 Circuit Length = 2.1250 miles  
 Start: 15:15 End: 15:37

**Lackford Engineering Austin Healey Club Race Championship  
RACE 15 - LAP CHART**

Lap 11			Lap 12		
No	Behind	Laptime	No	Behind	Laptime
1		1:44.913	1		1:48.797
9	4.721	1:45.419	9	0.474	1:44.550
64	16.886	1:46.663	64	14.801	1:46.712
26	28.559	1:46.438	26	25.325	1:45.563
11	1 LAP	1:51.693	11	1 LAP	1:49.938

**Weather / Track : Sunny / Dry**

Croft  
Circuit Length = 2.1250 miles  
Start: 15:15 End: 15:37

# Scottish Legends Cars Championship

## RACE 16 - CLASSIFICATION

POS	NO	CL	NAME	ENTRY	LAPS	TIME	GAP	DIFF	MPH	BEST	ON
1	3		Ross MARSHALL	Legend Ford Coupe	8	13:31.105			75.45	1:39.649	7
2	32		Peter MORTON	Legend chevy coupe	8	13:33.759	2.654	2.654	75.20	1:39.241	7
3	7		Carol BROWN	Legend Coupe	8	13:35.158	4.053	1.399	75.07	1:40.276	6
4	6		David HUNTER	Ford Legend	8	13:35.615	4.510	0.457	75.03	1:40.306	6
5	22		Benjamin MASON	Ford Legend Sedan	8	13:35.711	4.606	0.096	75.02	1:40.181	4
6	99		Robbie BURGOYNE	Legend	8	13:39.194	8.089	3.483	74.70	1:40.324	6
7	18		Ross MICKEL	Chevrolet Legend Sedan	8	13:39.317	8.212	0.123	74.69	1:40.423	7
8	69		Gerard MCCOSH	Legend 34 Ford Coupe	8	13:40.231	9.126	0.914	74.61	1:40.119	7
9	46		Colin ATKINSON	Ford Legend Coupe	8	13:42.200	11.095	1.969	74.43	1:41.595	7
10	03		John MARSHALL	Legend Ford Coupe	8	13:43.975	12.870	1.775	74.27	1:40.316	6
11	38		Enrico PALAZZO	Ford Legend Coupe	8	13:50.651	19.546	6.676	73.67	1:42.462	5
12	72		Glenn BURTENSHAW	Legend 34 Ford Coupe	8	13:52.166	21.061	1.515	73.54	1:41.739	4
13	88		Jeff PRITCHARD	Legend Sedan	8	14:02.554	31.449	10.388	72.63	1:42.861	5
14	45		Giuseppe PALAZZO	Legend 37 Ford Sedan	8	14:02.715	31.610	0.161	72.62	1:43.425	7
15	74		Robert KING	Legend	8	14:35.196	1:04.091	32.481	69.92	1:47.182	8
16	80		Kevan FEARNLEY	Legend Sedan	8	15:18.299	1:47.194	43.103	66.64	1:49.949	8
17	25		Patrick HYNDS	Ford Coupe	7	13:59.108	1 lap	1 lap	63.81	1:55.078	2

### NOT CLASSIFIED

DNF	82		David ALLAN	Legend Coupe	5	10:41.937	3 laps	2 laps	59.58	1:42.478	2
DNF	50		Paul MCKAY	Legend 34 Coupe	4	7:04.463	4 laps	1 lap	72.09	1:43.947	2
DNF	26		Scott HYNDS	Ford coupe	2	3:33.185	6 laps	2 laps	71.76	1:43.556	2
DNF	17		Billy WAIT	Ford Legend Sedan	0						
DNF	62		Kevin KETTLEWELL	Legend Sedan	0						
DNF	77		Robin WEBB	Legend Chevy Sedan	0						
DQ	9		Paul O'BRIEN	Legend Ford Sedan	0						

### FASTEST LAP

32	Peter MORTON	Legend chevy coupe	7	1:39.241	77.08 mph	124.05 kph
----	--------------	--------------------	---	----------	-----------	------------

Car 9 excluded - Q.15.1 (k) - Failing to comply with Black / Orange flag.

Weather / Track : Sunny / Dry

These results are provisional until the conclusion of any judicial and technical matters.

Croft

Circuit Length = 2.1250 miles

Start: 16:00 End: 16:15

Clerk of Course :		Timekeeper :	
-------------------	--	--------------	--

# Scottish Legends Cars Championship

## RACE 16 - LAP CHART

Lap 1			Lap 2			Lap 3			Lap 4			Lap 5		
No	Behind	Laptime	No	Behind	Laptime	No	Behind	Laptime	No	Behind	Laptime	No	Behind	Laptime
6		1:44.653	6		1:41.836	6		1:41.604	6		1:41.724	3		1:41.376
7	1.220	1:45.873	7	0.687	1:41.303	7	0.327	1:41.244	7	0.232	1:41.629	7	0.765	1:42.280
46	1.642	1:46.295	46	2.095	1:42.289	3	2.345	1:40.006	3	0.371	1:39.750	6	1.056	1:42.803
38	2.681	1:47.334	22	3.431	1:41.293	22	3.096	1:41.269	22	1.553	1:40.181	22	1.299	1:41.493
9	3.402	1:48.055	9	3.469	1:41.903	46	3.563	1:43.072	46	4.194	1:42.355	32	2.703	1:39.890
22	3.974	1:48.627	3	3.943	1:41.366	9	4.410	1:42.545	99	4.474	1:41.616	99	3.875	1:41.148
99	4.085	1:48.738	99	4.268	1:42.019	99	4.582	1:41.918	32	4.560	1:41.108	46	4.688	1:42.241
3	4.413	1:49.066	18	4.700	1:41.704	18	5.002	1:41.906	9	5.354	1:42.668	18	4.943	1:40.976
69	4.624	1:49.277	69	5.014	1:42.226	32	5.176	1:40.620	18	5.714	1:42.436	9	5.538	1:41.931
18	4.832	1:49.485	32	6.160	1:41.784	69	6.186	1:42.776	69	6.261	1:41.799	69	6.032	1:41.518
26	4.976	1:49.629	38	6.590	1:45.745	38	8.453	1:43.467	03	8.976	1:41.696	03	7.941	1:40.712
03	5.215	1:49.868	26	6.696	1:43.556	03	9.004	1:43.581	38	9.365	1:42.636	38	10.080	1:42.462
32	6.212	1:50.865	03	7.027	1:43.648	72	9.928	1:44.337	72	9.943	1:41.739	72	10.440	1:42.244
72	6.306	1:50.959	72	7.195	1:42.725	50	12.170	1:44.828	82	13.644	1:42.850	82	15.126	1:43.229
50	6.835	1:51.488	50	8.946	1:43.947	82	12.518	1:43.071	50	14.646	1:44.200	45	17.463	1:44.150
45	7.193	1:51.846	45	9.722	1:44.365	45	13.178	1:45.060	45	15.060	1:43.606	88	18.090	1:42.861
82	10.409	1:55.062	82	11.051	1:42.478	88	15.532	1:43.929	88	16.976	1:43.168	74	41.363	1:47.433
88	11.993	1:56.646	88	13.207	1:43.050	74	28.980	1:48.366	74	35.677	1:48.421	80	1:11.558	1:55.440
74	16.403	2:01.056	74	22.218	1:47.651	80	45.700	1:54.585	80	57.865	1:53.889	25	1:25.243	2:02.921
25	17.432	2:02.085	25	30.674	1:55.078	25	45.930	1:56.860	25	1:04.069	1:59.863			
80	20.336	2:04.989	80	32.719	1:54.219									

Weather / Track : Sunny / Dry

Croft  
Circuit Length = 2.1250 miles  
Start: 16:00 End: 16:15

# Scottish Legends Cars Championship

## RACE 16 - LAP CHART

Lap 6			Lap 7			Lap 8		
No	Behind	Laptime	No	Behind	Laptime	No	Behind	Laptime
3		1:39.974	3		1:39.649	3		1:39.918
7	1.067	1:40.276	7	1.707	1:40.289	32	2.654	1:40.357
6	1.388	1:40.306	32	2.215	1:39.241	7	4.053	1:42.264
22	2.412	1:41.087	6	3.351	1:41.612	6	4.510	1:41.077
32	2.623	1:39.894	22	3.636	1:40.873	22	4.606	1:40.888
99	4.225	1:40.324	99	6.297	1:41.721	99	8.089	1:41.710
18	6.607	1:41.638	18	7.381	1:40.423	18	8.212	1:40.749
46	6.864	1:42.150	69	7.540	1:40.119	69	9.126	1:41.504
69	7.070	1:41.012	25	1 LAP	2:02.219	46	11.095	1:42.203
9	7.449	1:41.885	46	8.810	1:41.595	03	12.870	1:42.441
03	8.283	1:40.316	9	9.590	1:41.790	9	15.257	1:45.585
38	12.652	1:42.546	03	10.347	1:41.713	38	19.546	1:43.424
72	13.348	1:42.882	38	16.040	1:43.037	72	21.061	1:44.698
45	21.862	1:44.373	72	16.281	1:42.582	25	1 LAP	2:00.082
88	22.360	1:44.244	45	25.638	1:43.425	88	31.449	1:45.117
74	49.150	1:47.761	88	26.250	1:43.539	45	31.610	1:45.890
80	1:25.066	1:53.482	74	56.827	1:47.326	74	1:04.091	1:47.182
			80	1:37.163	1:51.746	80	1:47.194	1:49.949

Weather / Track : Sunny / Dry

Croft  
Circuit Length = 2.1250 miles  
Start: 16:00 End: 16:15

# Dunlop Production Touring Car Trophy

## RACE 17 - CLASSIFICATION

POS	NO	CL	NAME	ENTRY	LAPS	TIME	GAP	DIFF	MPH	BEST	ON
1	1	A	<b>Adrian CHURCHILL</b>	Vauxhall Astra VXR	13	20:39.902			80.20	1:34.078	3
2	15	A	<b>Joseph GIRLING</b>	Vauxhall Astra	13	20:40.220	<b>0.318</b>	0.318	80.18	1:34.261	2
3	14	A	<b>Joe MCMILLIAN</b>	Seat Leon	13	20:45.415	<b>5.513</b>	5.195	79.85	1:34.456	6
4	9	A	<b>Dan MALONE</b>	Seat Leon Cupra	13	20:50.987	<b>11.085</b>	5.572	79.49	1:34.760	4
5	3	A	<b>Rob SMITH</b>	BMW 330D E90	13	20:53.560	<b>13.658</b>	2.573	79.33	1:34.801	4
6	5	A	<b>Gary DUCKMAN</b>	Seat Leon	13	21:01.406	<b>21.504</b>	7.846	78.84	1:35.608	12
7	8	A	<b>Kevin GEORGE</b>	Vauxhall Astra	13	21:04.372	<b>24.470</b>	2.966	78.65	1:34.890	11
8	28	A	<b>Steve JOHNSON</b>	Vauxhall Astra VXR	13	21:12.691	<b>32.789</b>	8.319	78.14	1:36.144	7
9	7	A	<b>Ryan BENSLEY</b>	Vauxhall Astra VXR	13	21:13.222	<b>33.320</b>	0.531	78.10	1:36.228	8
10	35	B	<b>Phil BOLAND</b>	Skoda Fabia	12	21:59.153	<b>1 lap</b>	1 lap	69.59	1:47.423	2
NOT CLASSIFIED											
DNF	2	A	<b>Thomas CARNABY</b>	Vauxhall Astra VXR	11	17:45.137	<b>2 laps</b>	1 lap	79.00	1:34.813	4
FASTEST LAP											
1	A	<b>Adrian CHURCHILL</b>	Vauxhall Astra VXR	3	1:34.078	81.31 mph	130.86 kph				
35	B	<b>Phil BOLAND</b>	Skoda Fabia	2	1:47.423	71.21 mph	114.60 kph				

Weather / Track : Sunny / Dry

These results are provisional until the conclusion of any judicial and technical matters.

Croft

Circuit Length = 2.1250 miles

Start: 16:39 End: 17:01

Clerk of Course :		Timekeeper :
-------------------	--	--------------

# Dunlop Production Touring Car Trophy

## RACE 17 - LAP CHART

Lap 1			Lap 2			Lap 3			Lap 4			Lap 5		
No	Behind	Laptime	No	Behind	Laptime	No	Behind	Laptime	No	Behind	Laptime	No	Behind	Laptime
1		1:40.728	1		1:34.093	1		1:34.078	1		1:34.576	1		1:34.571
15	0.619	1:41.347	15	0.787	1:34.261	15	1.009	1:34.300	15	0.895	1:34.462	15	1.032	1:34.708
14	2.433	1:43.161	14	3.309	1:34.969	14	4.185	1:34.954	14	4.522	1:34.913	14	4.862	1:34.911
3	3.119	1:43.847	3	4.017	1:34.991	3	5.060	1:35.121	3	5.285	1:34.801	3	6.678	1:35.964
9	3.451	1:44.179	9	4.663	1:35.305	9	5.688	1:35.103	9	5.872	1:34.760	9	7.037	1:35.736
2	5.652	1:46.380	2	7.175	1:35.616	2	8.067	1:34.970	2	8.304	1:34.813	2	9.028	1:35.295
28	5.950	1:46.678	5	8.520	1:36.526	5	11.470	1:37.028	5	12.538	1:35.644	5	13.791	1:35.824
5	6.087	1:46.815	28	9.542	1:37.685	28	12.095	1:36.631	28	14.322	1:36.803	28	17.155	1:37.404
8	6.956	1:47.684	7	10.293	1:36.595	7	12.759	1:36.544	7	14.934	1:36.751	7	18.035	1:37.672
7	7.791	1:48.519	8	10.545	1:37.682	8	12.962	1:36.495	8	15.246	1:36.860	8	18.225	1:37.550
35	15.229	1:55.957	35	28.559	1:47.423	35	42.843	1:48.362	35	56.601	1:48.334	35	1:10.843	1:48.813

Weather / Track : Sunny / Dry

Croft  
 Circuit Length = 2.1250 miles  
 Start: 16:39 End: 17:01

# Dunlop Production Touring Car Trophy

## RACE 17 - LAP CHART

Lap 6			Lap 7			Lap 8			Lap 9			Lap 10		
No	Behind	Laptime	No	Behind	Laptime	No	Behind	Laptime	No	Behind	Laptime	No	Behind	Laptime
1		1:34.865	1		1:34.839	1		1:35.102	1		1:35.153	1		1:34.956
15	1.084	1:34.917	15	1.034	1:34.789	15	0.772	1:34.840	15	0.397	1:34.778	15	0.534	1:35.093
14	4.453	1:34.456	14	5.279	1:35.665	14	5.357	1:35.180	14	5.310	1:35.106	14	5.568	1:35.214
3	6.921	1:35.108	3	7.576	1:35.494	35	1 LAP	1:53.017	3	8.703	1:35.285	3	10.181	1:36.434
9	7.529	1:35.357	9	7.728	1:35.038	3	8.571	1:36.097	9	8.914	1:34.893	9	10.542	1:36.584
2	9.132	1:34.969	2	10.241	1:35.948	9	9.174	1:36.548	2	11.898	1:36.699	2	14.667	1:37.725
5	14.877	1:35.951	5	16.090	1:36.052	2	10.352	1:35.213	5	17.759	1:36.295	5	18.877	1:36.074
28	18.622	1:36.332	28	19.927	1:36.144	5	16.617	1:35.629	35	1 LAP	1:49.839	8	24.944	1:36.672
7	19.755	1:36.585	8	21.176	1:35.927	28	21.669	1:36.844	28	23.117	1:36.601	28	25.904	1:37.743
8	20.088	1:36.728	7	21.726	1:36.810	8	21.830	1:35.756	8	23.228	1:36.551	7	26.847	1:37.459
35	1:24.923	1:48.945				7	22.852	1:36.228	7	24.344	1:36.645	35	1 LAP	1:49.804

Weather / Track : Sunny / Dry

Croft  
 Circuit Length = 2.1250 miles  
 Start: 16:39 End: 17:01



**Dunlop Production Touring Car Trophy**  
**RACE 17 - LAP CHART**

Lap 11			Lap 12			Lap 13		
No	Behind	Laptime	No	Behind	Laptime	No	Behind	Laptime
1		1:35.367	1		1:35.184	1		1:36.390
15	0.372	1:35.205	15	0.408	1:35.220	15	0.318	1:36.300
14	5.574	1:35.373	14	5.867	1:35.477	14	5.513	1:36.036
3	11.955	1:37.141	9	12.339	1:35.333	9	11.085	1:35.136
9	12.190	1:37.015	3	13.430	1:36.659	3	13.658	1:36.618
2	16.809	1:37.509	5	19.743	1:35.608	5	21.504	1:38.151
5	19.319	1:35.809	8	25.213	1:35.930	8	24.470	1:35.647
8	24.467	1:34.890	28	31.015	1:38.092	28	32.789	1:38.164
28	28.107	1:37.570	7	31.895	1:38.640	7	33.320	1:37.815
7	28.439	1:36.959	35	1 LAP	1:50.664	35	1 LAP	1:49.587
35	1 LAP	1:48.408						

Weather / Track : Sunny / Dry

Croft  
 Circuit Length = 2.1250 miles  
 Start: 16:39 End: 17:01

# Intersteps Championship

## RACE 18 - CLASSIFICATION

POS	NO	CL	NAME	NAT	ENTRY	LAPS	TIME	GAP	DIFF	MPH	BEST	ON
1	11		<b>Jake DENNIS</b>	GBR	Mygale FB08 - Fortec Motorsport	15	20:54.685			91.45	1:22.841	14
2	1		<b>Patryk SZCZERBINSKI</b>	POL	Mygale FB08 - Falcon Motorsport	15	20:59.942	<b>5.257</b>	5.257	91.07	1:23.263	9
3	12		<b>Ed JONES</b>	GBR	Mygale FB08 - Fortec Motorsport	15	21:01.236	<b>6.551</b>	1.294	90.98	1:23.341	5
4	10		<b>Alex WALKER</b>	GBR	Mygale FB08 - Fortec Motorsport	15	21:13.045	<b>18.360</b>	11.809	90.13	1:23.944	13
5	3		<b>Jake DALTON</b>	GBR	Mygale FB08 - Falcon Motorsport	15	21:20.029	<b>25.344</b>	6.984	89.64	1:24.368	7
6	16		<b>Sarah MOORE</b>	GBR	Mygale FB08 - Tockwith Motorsport	15	21:26.480	<b>31.795</b>	6.451	89.19	1:24.728	4
7	2		<b>James NUTBROWN</b>	GBR	Mygale FB08 - Falcon Motorsport	15	21:27.620	<b>32.935</b>	1.140	89.11	1:24.753	3
8	17		<b>Jake JACKSON</b>	GBR	Mygale FB08 - Tockwith Motorsport	15	22:01.482	<b>1:06.797</b>	33.862	86.83	1:27.189	12
NOT CLASSIFIED												
<i>DNF</i>	54		<b>James PEACE</b>	GBR	Mygale FB08 - MGR Motaworld	7	9:57.797	<b>8 laps</b>	8 laps	89.58	1:24.013	5
FASTEST LAP												
	11		<b>Jake DENNIS</b>	GBR	Mygale FB08 - Fortec Motorsport	14	1:22.841			92.34 mph	148.61 kph	

Weather / Track : Sunny / Dry

These results are provisional until the conclusion of any judicial and technical matters.

Croft

Circuit Length = 2.1250 miles

Start: 17:16 End: 17:38

Clerk of Course :		Timekeeper :
-------------------	--	--------------

# Intersteps Championship

## RACE 18 - LAP CHART

Lap 1			Lap 2			Lap 3			Lap 4			Lap 5		
No	Behind	Laptime	No	Behind	Laptime	No	Behind	Laptime	No	Behind	Laptime	No	Behind	Laptime
11		1:28.442	11		1:23.343	11		1:23.212	11		1:22.953	11		1:22.980
1	0.874	1:29.316	1	1.275	1:23.744	1	1.537	1:23.474	1	2.264	1:23.680	1	2.673	1:23.389
12	1.689	1:30.131	12	2.415	1:24.069	12	2.789	1:23.586	12	3.247	1:23.411	12	3.608	1:23.341
54	2.421	1:30.863	54	3.798	1:24.720	54	4.732	1:24.146	54	6.253	1:24.474	54	7.286	1:24.013
10	2.739	1:31.181	10	3.994	1:24.598	10	5.043	1:24.261	10	6.606	1:24.516	10	7.573	1:23.947
16	3.924	1:32.366	16	5.977	1:25.396	16	7.807	1:25.042	16	9.582	1:24.728	16	11.645	1:25.043
2	4.556	1:32.998	2	6.573	1:25.360	2	8.114	1:24.753	3	10.553	1:24.797	3	12.144	1:24.571
3	5.529	1:33.971	3	7.332	1:25.146	3	8.709	1:24.589	2	10.796	1:25.635	2	12.878	1:25.062
17	7.216	1:35.658	17	11.762	1:27.889	17	16.035	1:27.485	17	20.336	1:27.254	17	24.788	1:27.432

Weather / Track : Sunny / Dry

Croft  
 Circuit Length = 2.1250 miles  
 Start: 17:16 End: 17:38

**Intersteps Championship**  
**RACE 18 - LAP CHART**

Lap 6			Lap 7			Lap 8			Lap 9			Lap 10		
No	Behind	Laptime	No	Behind	Laptime	No	Behind	Laptime	No	Behind	Laptime	No	Behind	Laptime
11		1:23.051	11		1:23.047	11		1:22.904	11		1:23.077	11		1:23.163
1	3.101	1:23.479	1	3.616	1:23.562	1	4.028	1:23.316	1	4.214	1:23.263	1	4.456	1:23.405
12	3.973	1:23.416	12	4.347	1:23.421	12	5.532	1:24.089	12	6.230	1:23.775	12	6.797	1:23.730
54	8.422	1:24.187	54	10.769	1:25.394	10	13.102	1:24.950	10	14.921	1:24.896	10	15.828	1:24.070
10	8.509	1:23.987	10	11.056	1:25.594	3	16.597	1:24.669	3	18.554	1:25.034	3	20.130	1:24.739
3	13.511	1:24.418	3	14.832	1:24.368	16	18.200	1:25.443	16	20.464	1:25.341	16	22.680	1:25.379
16	13.684	1:25.090	16	15.661	1:25.024	2	20.469	1:25.322	2	23.125	1:25.733	2	25.637	1:25.675
2	15.391	1:25.564	2	18.051	1:25.707	17	39.263	1:27.257	17	43.579	1:27.393	17	47.608	1:27.192
17	30.493	1:28.756	17	34.910	1:27.464									

Weather / Track : Sunny / Dry

Croft  
 Circuit Length = 2.1250 miles  
 Start: 17:16 End: 17:38

**Intersteps Championship**  
**RACE 18 - LAP CHART**

Lap 11			Lap 12			Lap 13			Lap 14			Lap 15		
No	Behind	Laptime	No	Behind	Laptime	No	Behind	Laptime	No	Behind	Laptime	No	Behind	Laptime
11		1:23.449	11		1:23.197	11		1:23.381	11		1:22.841	11		1:25.645
1	4.918	1:23.911	1	5.632	1:23.911	1	5.902	1:23.651	1	6.752	1:23.691	1	5.257	1:24.150
12	6.990	1:23.642	12	7.301	1:23.508	12	7.531	1:23.611	12	8.287	1:23.597	12	6.551	1:23.909
10	16.507	1:24.128	10	17.543	1:24.233	10	18.106	1:23.944	10	19.352	1:24.087	10	18.360	1:24.653
3	21.345	1:24.664	3	22.896	1:24.748	3	24.312	1:24.797	3	26.101	1:24.630	3	25.344	1:24.888
16	24.595	1:25.364	16	26.426	1:25.028	16	28.572	1:25.527	16	31.861	1:26.130	16	31.795	1:25.579
2	27.368	1:25.180	2	29.345	1:25.174	2	30.991	1:25.027	2	33.111	1:24.961	2	32.935	1:25.469
17	51.384	1:27.225	17	55.376	1:27.189	17	59.648	1:27.653	17	1:04.312	1:27.505	17	1:06.797	1:28.130

Weather / Track : Sunny / Dry

Croft  
 Circuit Length = 2.1250 miles  
 Start: 17:16 End: 17:38

# DDMC Northern Saloon & Sportscar Championship (Classes B, C, D & H)

## RACE 19 - CLASSIFICATION

POS	NO	CL	NAME	ENTRY	LAPS	TIME	GAP	DIFF	MPH	BEST	ON
1	44	B	Michael CUTT	BMW M3	11	17:41.630			79.26	1:34.396	4
2	49	B	Mike WILLIAMSON	Mitsubishi EVO4	11	18:02.920	21.290	21.290	77.70	1:36.962	11
3	21	B	Ken HALL	Austin Rover Metro	11	18:04.840	23.210	1.920	77.57	1:36.205	5
4	15	C	David COX	Peugeot 205 gti	11	18:16.972	35.342	12.132	76.71	1:37.611	4
5	70	B	Mark ARMSTRONG	Subaru Imprezza	11	18:20.298	38.668	3.326	76.48	1:38.146	5
6	1	D	Paul MOSS	Citroen Saxo	11	18:21.599	39.969	1.301	76.38	1:38.232	7
7	67	D	Peter DIXON	Honda Civic 1.6VT	11	18:21.970	40.340	0.371	76.36	1:37.689	5
8	53	D	Jason SOUTH	Peugeot 205 TMSport	11	18:24.389	42.759	2.419	76.19	1:38.259	7
9	46	B	Ian HUMPIISH	Volkswagen Beetle RSi	11	18:25.363	43.733	0.974	76.12	1:38.029	10
10	65	D	Andy ROBINSON	Ford Fiesta XR2	11	18:29.276	47.646	3.913	75.86	1:39.106	4
11	89	B	Stephen KELL	Ford Sierra XR4	11	18:52.047	1:10.417	22.771	74.33	1:40.351	2
12	11	D	Martin ADDISON	Peugeot 106 Rallye	11	18:57.653	1:16.023	5.606	73.96	1:41.427	6
13	16	D	Michael STARKEY	Ford Fiesta XR2	11	19:05.954	1:24.324	8.301	73.43	1:41.638	2
14	55	D	Daniel MCKAY	Ford Fiesta MK2 XR2	11	19:15.107	1:33.477	9.153	72.85	1:40.973	6
15	5	D	Terry WRIGHT	Rover 25	10	18:01.276	1 lap	1 lap	70.75	1:44.657	2
16	42	B	David HEWITSON	Toyota Surpra	10	18:15.750	1 lap	14.474	69.81	1:46.100	5
17	34	D	Michael STANLEY	Ford Fiesta	10	19:00.240	1 lap	44.490	67.09	1:50.943	4
18	2	B	Daniel IRVING	Mazda MX5	9	18:56.504	2 laps	1 lap	60.58	1:40.042	5

### NOT CLASSIFIED

DNF	68	D	Steven CRAGGS	Ford Fiesta	7	12:48.559	4 laps	2 laps	69.67	1:46.236	7
DNF	69	D	Stephen THOMPSON	Ford Fiesta XRST	1	1:55.451	10 laps	6 laps	66.26		
DNF	17	D	Simon GIBSON	Honda Integra	0						
DNF	81	B	Chris SNELL	Mitsubishi Evo 6 RS	0						

### FASTEST LAP

44	B	Michael CUTT	BMW M3	4	1:34.396	81.04 mph	130.42 kph
15	C	David COX	Peugeot 205 gti	4	1:37.611	78.37 mph	126.12 kph
67	D	Peter DIXON	Honda Civic 1.6VT	5	1:37.689	78.31 mph	126.02 kph

Weather / Track : Cloudy / Dry

These results are provisional until the conclusion of any judicial and technical matters.

Croft

Circuit Length = 2.1250 miles

Start: 17:49 End: 18:09

Clerk of Course :		Timekeeper :	
-------------------	--	--------------	--

# DDMC Northern Saloon & Sportscar Championship (Classes B, C, D & H)

## RACE 19 - LAP CHART

Lap 1			Lap 2			Lap 3			Lap 4			Lap 5		
No	Behind	Laptime	No	Behind	Laptime	No	Behind	Laptime	No	Behind	Laptime	No	Behind	Laptime
44		1:42.782	44		1:34.644	44		1:35.118	44		1:34.396	44		1:35.506
70	2.643	1:45.425	70	7.486	1:39.487	70	12.045	1:39.677	49	15.627	1:37.391	49	17.175	1:37.054
89	3.522	1:46.304	89	9.229	1:40.351	49	12.632	1:38.477	70	16.799	1:39.150	70	19.439	1:38.146
49	3.982	1:46.764	49	9.273	1:39.935	15	14.343	1:39.345	15	17.558	1:37.611	15	19.738	1:37.686
15	4.628	1:47.410	15	10.116	1:40.132	89	15.662	1:41.551	21	19.562	1:37.080	21	20.261	1:36.205
21	4.811	1:47.593	21	10.413	1:40.246	1	16.371	1:40.232	1	20.855	1:38.880	1	23.895	1:38.546
67	5.399	1:48.181	1	11.257	1:39.496	21	16.878	1:41.583	67	22.430	1:38.537	67	24.613	1:37.689
46	5.842	1:48.624	67	11.284	1:40.529	67	18.289	1:42.123	89	23.047	1:41.781	65	28.004	1:39.520
1	6.405	1:49.187	46	12.324	1:41.126	53	18.431	1:40.546	65	23.990	1:39.106	53	28.744	1:40.029
65	7.319	1:50.101	53	13.003	1:39.156	65	19.280	1:40.827	53	24.221	1:40.186	46	29.728	1:40.490
2	7.904	1:50.686	65	13.571	1:40.896	46	19.551	1:42.345	46	24.744	1:39.589	89	29.748	1:42.207
53	8.491	1:51.273	2	13.875	1:40.615	2	20.602	1:41.845	2	26.486	1:40.280	2	31.022	1:40.042
16	9.251	1:52.033	16	16.245	1:41.638	16	23.122	1:41.995	16	30.916	1:42.190	16	37.815	1:42.405
5	11.382	1:54.164	11	20.787	1:42.650	11	27.896	1:42.227	11	35.580	1:42.080	11	42.305	1:42.231
69	12.669	1:55.451	5	21.395	1:44.657	5	32.817	1:46.540	5	44.535	1:46.114	5	55.192	1:46.163
11	12.781	1:55.563	42	29.275	1:46.952	42	42.016	1:47.859	55	55.284	1:46.887	55	1:01.834	1:42.056
42	16.967	1:59.749	68	30.659	1:48.040	55	42.793	1:41.975	68	57.302	1:48.281	42	1:08.019	1:46.100
68	17.263	2:00.045	55	35.936	1:45.118	68	43.417	1:47.876	42	57.425	1:49.805	68	1:09.243	1:47.447
34	19.726	2:02.508	34	38.645	1:53.563	34	54.667	1:51.140	34	1:11.214	1:50.943	34	1:27.245	1:51.537
55	25.462	2:08.244												

Weather / Track : Cloudy / Dry

Croft  
Circuit Length = 2.1250 miles  
Start: 17:49 End: 18:09

# DDMC Northern Saloon & Sportscar Championship (Classes B, C, D & H)

## RACE 19 - LAP CHART

Lap 6			Lap 7			Lap 8			Lap 9			Lap 10		
No	Behind	Laptime	No	Behind	Laptime	No	Behind	Laptime	No	Behind	Laptime	No	Behind	Laptime
44		1:35.542	44		1:37.232	44		1:35.857	44		1:36.691	44		1:36.618
49	18.802	1:37.169	34	1 LAP	1:52.041	49	19.914	1:37.202	42	1 LAP	1:49.978	5	1 LAP	1:51.770
15	22.092	1:37.896	49	18.569	1:36.999	21	23.181	1:36.487	49	20.920	1:37.697	49	21.572	1:37.270
21	22.517	1:37.798	21	22.551	1:37.266	34	1 LAP	1:53.607	21	23.462	1:36.972	42	1 LAP	1:49.457
70	24.952	1:41.055	15	24.174	1:39.314	15	26.633	1:38.316	15	29.463	1:39.521	21	23.561	1:36.717
1	28.089	1:39.736	70	27.286	1:39.566	70	30.905	1:39.476	70	33.221	1:39.007	15	31.581	1:38.736
67	28.187	1:39.116	1	29.089	1:38.232	1	31.929	1:38.697	1	34.265	1:39.027	70	36.184	1:39.581
65	32.241	1:39.779	67	29.613	1:38.658	67	32.788	1:39.032	67	35.982	1:39.885	1	37.137	1:39.490
53	32.330	1:39.128	53	33.357	1:38.259	53	36.112	1:38.612	53	39.252	1:39.831	67	37.849	1:38.485
46	33.863	1:39.677	65	34.474	1:39.465	65	38.449	1:39.832	46	41.031	1:39.065	53	41.279	1:38.645
89	36.493	1:42.287	46	35.712	1:39.081	46	38.657	1:38.802	65	42.308	1:40.550	46	42.442	1:38.029
16	45.478	1:43.205	89	41.596	1:42.335	89	49.973	1:44.234	34	1 LAP	1:59.912	65	45.198	1:39.508
11	48.190	1:41.427	16	51.102	1:42.856	16	58.715	1:43.470	89	57.079	1:43.797	34	1 LAP	1:51.923
5	1:05.156	1:45.506	11	52.499	1:41.541	11	59.238	1:42.596	11	1:05.021	1:42.474	89	1:03.752	1:43.291
55	1:07.265	1:40.973	5	1:13.585	1:45.661	2	2 LAPS	5:20.049 P	16	1:05.668	1:43.644	11	1:10.339	1:41.936
42	1:22.114	1:49.637	55	1:14.220	1:44.187	55	1:19.951	1:41.588	2	2 LAPS	1:40.403	2	2 LAPS	1:40.816
68	1:24.335	1:50.634	42	1:31.824	1:46.942	5	1:23.002	1:45.274	55	1:24.710	1:41.450	16	1:14.281	1:45.231
			68	1:33.339	1:46.236							55	1:29.145	1:41.053

Weather / Track : Cloudy / Dry

Croft  
Circuit Length = 2.1250 miles  
Start: 17:49 End: 18:09



# DDMC Northern Saloon & Sportscar Championship (Classes B, C, D & H)

## RACE 19 - LAP CHART

Lap 11		
No	Behind	Laptime
44		1:37.244
5	1 LAP	1:55.427
49	21.290	1:36.962
21	23.210	1:36.893
42	1 LAP	1:49.271
15	35.342	1:41.005
70	38.668	1:39.728
1	39.969	1:40.076
67	40.340	1:39.735
53	42.759	1:38.724
46	43.733	1:38.535
65	47.646	1:39.692
89	1:10.417	1:43.909
2	2 LAPS	1:41.768
11	1:16.023	1:42.928
34	1 LAP	1:53.066
16	1:24.324	1:47.287
55	1:33.477	1:41.576

Weather / Track : Cloudy / Dry

Croft  
Circuit Length = 2.1250 miles  
Start: 17:49 End: 18:09