



7 GA 5 TRUCK CUP RACE MEETING

Thruxton

13th & 14th August 2011



Results Provided by Timing Solutions Ltd
www.tsl-timing.com

Intersteps Championship

FREE PRACTICE - CLASSIFICATION

POS	NO	CL	NAME	ENTRY	TIME	ON	LAPS	GAP	DIFF	MPH
1	1		Patryk SZCZEBINSKI	Mygale FB02 - Falcon Motorsport	1:20.946	9	9			104.78
2	54		James PEACE	Mygale FB02 - MGR Motaworld	1:20.968	5	6	0.022	0.022	104.75
3	11		Jake DENNIS	Mygale FB02 - Fortec Motorsport	1:21.512	5	8	0.566	0.544	104.05
4	12		Ed JONES	Mygale FB02 - Fortec Motorsport	1:21.961	7	7	1.015	0.449	103.48
5	10		Alex WALKER	Mygale FB02 - Fortec Motorsport	1:22.138	6	6	1.192	0.177	103.25
6	17		Jake JACKSON	Mygale FB02 - Tockwith Motorsport	1:22.768	8	9	1.822	0.630	102.47
7	16		Sarah MOORE	Mygale FB02 - Tockwith Motorsport	1:22.908	4	10	1.962	0.140	102.30
8	2		James NUTBROWN	Mygale FB02 - Falcon Motorsport	1:23.172	8	9	2.226	0.264	101.97
9	27		Corinna KAMPER	Mygale FB02 - Kamper Motorsport	1:24.718	8	8	3.772	1.546	100.11

Car 11 - Please fit timing transponder

Weather / Track : Cloudy / Wet

These results are provisional until the conclusion of any judicial and technical matters.

Thruxton

Circuit Length = 2.3560 miles

Start: 09:00 End: 09:16

Clerk of Course :		Timekeeper :
-------------------	--	--------------

Intersteps Championship

FREE PRACTICE - LAP ANALYSIS

1	Patryk SZCZERBINSKI (POL)		Mygale FB02 - Falcon Motorsport				
1 -	1:39.924	+ 18.978	9:03:56.368	6 -	1:23.543	+ 2.597	9:11:44.385
2 -	1:40.655	+ 19.709	9:05:37.023	7 -	1:21.544	+ 0.598	9:13:05.929
3 -	1:36.766	+ 15.820	9:07:13.789	8 -	1:28.092	+ 7.146	9:14:34.021
4 -	1:35.133	+ 14.187	9:08:48.922	9 -	1:20.946		9:15:54.967
5 -	1:31.920	+ 10.974	9:10:20.842				
2	James NUTBROWN (GBR)		Mygale FB02 - Falcon Motorsport				
1 -	1:40.427	+ 17.255	9:03:59.673	6 -	1:24.947	+ 1.775	9:11:33.276
2 -	1:35.853	+ 12.681	9:05:35.526	7 -	1:23.177	+ 0.005	9:12:56.453
3 -	1:36.100	+ 12.928	9:07:11.626	8 -	1:23.172		9:14:19.625
4 -	1:29.657	+ 6.485	9:08:41.283	9 -	1:23.197	+ 0.025	9:15:42.822
5 -	1:27.046	+ 3.874	9:10:08.329				
10	Alex WALKER (GBR)		Mygale FB02 - Fortec Motorsport				
1 -	1:35.519	+ 13.381	9:03:45.453	4 -	1:25.408	+ 3.270	9:08:04.349
2 -	1:28.516	+ 6.378	9:05:13.969	5 -	1:23.289	+ 1.151	9:09:27.638
3 -	1:24.972	+ 2.834	9:06:38.941	6 -	1:22.138		9:10:49.776
11	Jake DENNIS (GBR)		Mygale FB02 - Fortec Motorsport				
1 -	1:22.692	+ 1.180	9:04:41.860	5 -	1:21.512		9:10:08.980
2 -	1:21.741	+ 0.229	9:06:03.601	6 -	1:21.804	+ 0.292	9:11:30.784
3 -	1:22.333	+ 0.821	9:07:25.934	7 -	1:23.241	+ 1.729	9:12:54.025
4 -	1:21.534	+ 0.022	9:08:47.468	8 -	1:21.611	+ 0.099	9:14:15.636
12	Ed JONES (UAE)		Mygale FB02 - Fortec Motorsport				
1 -	1:28.620	+ 6.659	9:03:40.238	5 -	1:22.344	+ 0.383	9:09:12.582
2 -	1:24.320	+ 2.359	9:05:04.558	6 -	1:21.974	+ 0.013	9:10:34.556
3 -	1:23.109	+ 1.148	9:06:27.667	7 -	1:21.961		9:11:56.517
4 -	1:22.571	+ 0.610	9:07:50.238				
16	Sarah MOORE (GBR)		Mygale FB02 - Tockwith Motorsport				
1 -	1:28.076	+ 5.168	9:03:20.207	6 -	1:23.312	+ 0.404	9:10:18.186
2 -	1:25.327	+ 2.419	9:04:45.534	7 -	1:23.401	+ 0.493	9:11:41.587
3 -	1:23.466	+ 0.558	9:06:09.000	8 -	1:24.010	+ 1.102	9:13:05.597
4 -	1:22.908		9:07:31.908	9 -	1:23.177	+ 0.269	9:14:28.774
5 -	1:22.966	+ 0.058	9:08:54.874	10 -	1:23.397	+ 0.489	9:15:52.171
17	Jake JACKSON (GBR)		Mygale FB02 - Tockwith Motorsport				
1 -	1:29.268	+ 6.500	9:04:27.117	6 -	1:23.940	+ 1.172	9:11:35.334
2 -	1:26.658	+ 3.890	9:05:53.775	7 -	1:23.822	+ 1.054	9:12:59.156
3 -	1:25.649	+ 2.881	9:07:19.424	8 -	1:22.768		9:14:21.924
4 -	1:28.045	+ 5.277	9:08:47.469	9 -	1:23.347	+ 0.579	9:15:45.271
5 -	1:23.925	+ 1.157	9:10:11.394				
27	Corinna KAMPER (GBR)		Mygale FB02 - Kamper Motorsport				
1 -	1:31.066	+ 6.348	9:03:43.586	5 -	1:26.405	+ 1.687	9:09:31.599
2 -	1:28.886	+ 4.168	9:05:12.472	6 -	1:25.334	+ 0.616	9:10:56.933
3 -	1:26.300	+ 1.582	9:06:38.772	7 -	1:25.320	+ 0.602	9:12:22.253
4 -	1:26.422	+ 1.704	9:08:05.194	8 -	1:24.718		9:13:46.971
54	James PEACE (GBR)		Mygale FB02 - MGR Motaworld				
1 -	1:22.408	+ 1.440	9:04:40.189	4 -	1:21.882	+ 0.914	9:08:45.778
2 -	1:21.662	+ 0.694	9:06:01.851	5 -	1:20.968		9:10:06.746
3 -	1:22.045	+ 1.077	9:07:23.896	6 -	1:21.532	+ 0.564	9:11:28.278

Car 11 - Please fit timing transponder

Weather / Track : Cloudy / Wet

Thruxton

Circuit Length = 2.3560 miles

Start: 09:00 End: 09:16

Intersteps Championship

QUALIFYING - FIRST 15 MINUTES - CLASSIFICATION

POS	NO	CL	NAME	ENTRY	TIME	ON	LAPS	GAP	DIFF	MPH
1	12		Ed JONES	Mygale FB02	1:16.322	7	7			111.12
2	54		James PEACE	Mygale FB02	1:16.704	6	10	0.382	0.382	110.57
3	11		Jake DENNIS	Mygale FB02	1:16.719	5	7	0.397	0.015	110.55
4	1		Patryk SZCZEBINSKI	Mygale FB02	1:16.742	6	10	0.420	0.023	110.52
5	10		Alex WALKER	Mygale FB02	1:17.180	4	7	0.858	0.438	109.89
6	27		Corinna KAMPER	Mygale FB02	1:17.458	7	9	1.136	0.278	109.49
7	2		James NUTBROWN	Mygale FB02	1:17.549	9	10	1.227	0.091	109.37
8	16		Sarah MOORE	Mygale FB02	1:17.707	4	7	1.385	0.158	109.14
9	17		Jake JACKSON	Mygale FB02	1:18.521	6	9	2.199	0.814	108.01

Weather / Track : Cloudy / Dry

These results are provisional until the conclusion of any judicial and technical matters.

Thruxton

Circuit Length = 2.3560 miles

Start: 10:35 End: 11:07

Clerk of Course :

Timekeeper :

Intersteps Championship

QUALIFYING - SECOND 15 MINUTES - CLASSIFICATION

POS	NO	CL	NAME	ENTRY	TIME	ON	LAPS	GAP	DIFF	MPH
1	54		James PEACE	Mygale FB02	1:16.000	6	9			111.59
2	12		Ed JONES	Mygale FB02	1:16.306	5	9	0.306	0.306	111.15
3	11		Jake DENNIS	Mygale FB02	1:16.361	9	9	0.361	0.055	111.07
4	10		Alex WALKER	Mygale FB02	1:16.562	7	8	0.562	0.201	110.78
5	1		Patryk SZCZEBINSKI	Mygale FB02	1:16.682	8	9	0.682	0.120	110.60
6	2		James NUTBROWN	Mygale FB02	1:17.137	5	9	1.137	0.455	109.95
7	27		Corinna KAMPER	Mygale FB02	1:17.577	5	10	1.577	0.440	109.33
8	16		Sarah MOORE	Mygale FB02	1:17.628	9	9	1.628	0.051	109.25
9	17		Jake JACKSON	Mygale FB02	1:18.224	4	10	2.224	0.596	108.42

Weather / Track : Cloudy / Dry

These results are provisional until the conclusion of any judicial and technical matters.

Thruxton

Circuit Length = 2.3560 miles

Start: 10:49 End: 11:07

Clerk of Course :

Timekeeper :

Intersteps Championship

QUALIFYING - RACE 2 - LAP ANALYSIS

1	Patryk SZCZERBINSKI (POL)			Mygale FB02 - Falcon Motorsport			
1 -	1:22.622	+ 5.940	10:38:31.868	10 -	1:33.280	+ 16.598	10:50:39.697
2 -	1:17.823	+ 1.141	10:39:49.691	11 -	5:09.482	+ 3:52.800	10:55:49.179
3 -	1:17.407	+ 0.725	10:41:07.098	12 -	1:23.650	+ 6.968	10:57:12.829
4 -	1:26.180	+ 9.498	10:42:33.278	13 -	1:16.867	+ 0.185	10:58:29.696
5 -	1:17.329	+ 0.647	10:43:50.607	14 -	1:16.749	+ 0.067	10:59:46.445
6 -	1:16.742	+ 0.060	10:45:07.349	15 -	1:16.918	+ 0.236	11:01:03.363
7 -	1:24.792	+ 8.110	10:46:32.141	16 -	1:29.358	+ 12.676	11:02:32.721
8 -	1:17.077	+ 0.395	10:47:49.218	17 -	1:16.682		11:03:49.403
9 -	1:17.199	+ 0.517	10:49:06.417	18 -	1:21.445	+ 4.763	11:05:10.848
2	James NUTBROWN (GBR)			Mygale FB02 - Falcon Motorsport			
1 -	1:21.646	+ 4.509	10:38:29.320	11 -	4:46.634	+ 3:29.497	10:54:56.600
2 -	1:18.169	+ 1.032	10:39:47.489	12 -	1:19.995	+ 2.858	10:56:16.595
3 -	1:18.031	+ 0.894	10:41:05.520	13 -	1:17.728	+ 0.591	10:57:34.323
4 -	1:17.824	+ 0.687	10:42:23.344	14 -	1:17.316	+ 0.179	10:58:51.639
5 -	1:17.682	+ 0.545	10:43:41.026	15 -	1:17.137		11:00:08.776
6 -	1:18.136	+ 0.999	10:44:59.162	16 -	1:17.436	+ 0.299	11:01:26.212
7 -	1:17.646	+ 0.509	10:46:16.808	17 -	1:17.527	+ 0.390	11:02:43.739
8 -	1:17.669	+ 0.532	10:47:34.477	18 -	1:17.518	+ 0.381	11:04:01.257
9 -	1:17.549	+ 0.412	10:48:52.026	19 -	1:17.910	+ 0.773	11:05:19.167
10 -	1:17.940	+ 0.803	10:50:09.966				
10	Alex WALKER (GBR)			Mygale FB02 - Fortec Motorsport			
1 -	1:30.994	+ 14.432	10:43:07.123	8 -	1:19.877	+ 3.315	10:57:04.749
2 -	1:18.711	+ 2.149	10:44:25.834	9 -	1:38.999	+ 22.437	10:58:43.748
3 -	1:18.020	+ 1.458	10:45:43.854	10 -	1:17.515	+ 0.953	11:00:01.263
4 -	1:17.180	+ 0.618	10:47:01.034	11 -	1:17.039	+ 0.477	11:01:18.302
5 -	1:17.390	+ 0.828	10:48:18.424	12 -	1:16.799	+ 0.237	11:02:35.101
6 -	1:17.193	+ 0.631	10:49:35.617	13 -	1:16.562		11:03:51.663
7 -	6:09.255	+ 4:52.693	10:55:44.872	14 -	1:16.594	+ 0.032	11:05:08.257
11	Jake DENNIS (GBR)			Mygale FB02 - Fortec Motorsport			
1 -	1:24.483	+ 8.122	10:43:12.326	9 -	1:16.866	+ 0.505	10:57:45.413
2 -	1:17.545	+ 1.184	10:44:29.871	10 -	1:16.762	+ 0.401	10:59:02.175
3 -	1:16.955	+ 0.594	10:45:46.826	11 -	1:16.850	+ 0.489	11:00:19.025
4 -	1:16.787	+ 0.426	10:47:03.613	12 -	1:16.528	+ 0.167	11:01:35.553
5 -	1:16.719	+ 0.358	10:48:20.332	13 -	1:32.839	+ 16.478	11:03:08.392
6 -	1:17.008	+ 0.647	10:49:37.340	14 -	1:16.405	+ 0.044	11:04:24.797
7 -	5:26.272	+ 4:09.911	10:55:03.612	15 -	1:16.361		11:05:41.158
8 -	1:24.935	+ 8.574	10:56:28.547				
12	Ed JONES (UAE)			Mygale FB02 - Fortec Motorsport			
1 -	1:18.533	+ 2.227	10:42:28.748	9 -	1:17.312	+ 1.006	10:57:07.625
2 -	1:17.498	+ 1.192	10:43:46.246	10 -	1:32.588	+ 16.282	10:58:40.213
3 -	1:17.044	+ 0.738	10:45:03.290	11 -	1:16.427	+ 0.121	10:59:56.640
4 -	1:16.679	+ 0.373	10:46:19.969	12 -	1:16.306		11:01:12.946
5 -	1:16.420	+ 0.114	10:47:36.389	13 -	1:16.436	+ 0.130	11:02:29.382
6 -	1:16.625	+ 0.319	10:48:53.014	14 -	1:16.432	+ 0.126	11:03:45.814
7 -	1:16.322	+ 0.016	10:50:09.336	15 -	1:16.888	+ 0.582	11:05:02.702
8 -	5:40.977	+ 4:24.671	10:55:50.313	16 -	2:03.205	+ 46.899	11:07:05.907
16	Sarah MOORE (GBR)			Mygale FB02 - Tockwith Motorsport			
1 -	1:25.638	+ 8.010	10:38:49.500	9 -	1:18.377	+ 0.749	10:55:01.599
2 -	1:19.901	+ 2.273	10:40:09.401	10 -	1:18.234	+ 0.606	10:56:19.833
3 -	1:18.574	+ 0.946	10:41:27.975	11 -	1:17.967	+ 0.339	10:57:37.800
4 -	1:17.707	+ 0.079	10:42:45.682	12 -	1:17.955	+ 0.327	10:58:55.755
5 -	1:18.402	+ 0.774	10:44:04.084	13 -	4:25.324	+ 3:07.696	11:03:21.079
6 -	1:18.165	+ 0.537	10:45:22.249	14 -	1:18.033	+ 0.405	11:04:39.112
7 -	7:03.048	+ 5:45.420	10:52:25.297	15 -	1:17.628		11:05:56.740
8 -	1:17.925	+ 0.297	10:53:43.222				

Weather / Track : Cloudy / Dry

Thruxton
Circuit Length = 2.3560 miles
Start: 10:35 End: 11:07

Intersteps Championship

QUALIFYING - RACE 2 - LAP ANALYSIS


17		Jake JACKSON (GBR)			Mygale FB02 - Tockwith Motorsport		
1 -	1:21.829	+ 3.605	10:40:41.418	10 -	1:18.643	+ 0.419	10:55:29.797
2 -	1:19.551	+ 1.327	10:42:00.969	11 -	1:18.378	+ 0.154	10:56:48.175
3 -	1:18.779	+ 0.555	10:43:19.748	12 -	1:18.224		10:58:06.399
4 -	1:18.894	+ 0.670	10:44:38.642	13 -	1:19.521	+ 1.297	10:59:25.920
5 -	1:18.865	+ 0.641	10:45:57.507	14 -	1:22.470	+ 4.246	11:00:48.390
6 -	1:18.521	+ 0.297	10:47:16.028	15 -	1:20.252	+ 2.028	11:02:08.642
7 -	1:18.718	+ 0.494	10:48:34.746	16 -	1:19.074	+ 0.850	11:03:27.716
8 -	1:18.558	+ 0.334	10:49:53.304	17 -	1:18.310	+ 0.086	11:04:46.026
9 -	4:17.850	+ 2:59.626	10:54:11.154	18 -	1:18.702	+ 0.478	11:06:04.728
27		Corinna KAMPER (GBR)			Mygale FB02 - Kamper Motorsport		
1 -	1:22.588	+ 5.130	10:38:27.514	10 -	1:20.024	+ 2.566	10:54:08.283
2 -	1:20.442	+ 2.984	10:39:47.956	11 -	1:18.760	+ 1.302	10:55:27.043
3 -	1:18.885	+ 1.427	10:41:06.841	12 -	1:17.784	+ 0.326	10:56:44.827
4 -	1:18.591	+ 1.133	10:42:25.432	13 -	1:17.577	+ 0.119	10:58:02.404
5 -	1:18.056	+ 0.598	10:43:43.488	14 -	1:18.108	+ 0.650	10:59:20.512
6 -	1:18.075	+ 0.617	10:45:01.563	15 -	1:18.298	+ 0.840	11:00:38.810
7 -	1:17.458		10:46:19.021	16 -	1:18.161	+ 0.703	11:01:56.971
8 -	1:18.831	+ 1.373	10:47:37.852	17 -	1:18.187	+ 0.729	11:03:15.158
9 -	5:10.407	+ 3:52.949	10:52:48.259	18 -	1:17.759	+ 0.301	11:04:32.917
54		James PEACE (GBR)			Mygale FB02 - MGR Motaworld		
1 -	1:29.479	+ 13.479	10:38:58.113	10 -	1:17.054	+ 1.054	10:50:38.066
2 -	1:19.167	+ 3.167	10:40:17.280	11 -	5:43.562	+ 4:27.562	10:56:21.628
3 -	1:18.072	+ 2.072	10:41:35.352	12 -	1:29.513	+ 13.513	10:57:51.141
4 -	1:17.154	+ 1.154	10:42:52.506	13 -	1:25.984	+ 9.984	10:59:17.125
5 -	1:17.109	+ 1.109	10:44:09.615	14 -	1:16.407	+ 0.407	11:00:33.532
6 -	1:16.704	+ 0.704	10:45:26.319	15 -	1:16.000		11:01:49.532
7 -	1:16.995	+ 0.995	10:46:43.314	16 -	1:16.553	+ 0.553	11:03:06.085
8 -	1:16.720	+ 0.720	10:48:00.034	17 -	1:16.631	+ 0.631	11:04:22.716
9 -	1:20.978	+ 4.978	10:49:21.012	18 -	1:16.792	+ 0.792	11:05:39.508

Weather / Track : Cloudy / Dry

Thruxton
Circuit Length = 2.3560 miles
Start: 10:35 End: 11:07

Intersteps Championship

RACE 2 - GRID

ROW 5	17	1:18.521 Jake JACKSON			
ROW 4		2	1:17.549 James NUTBROWN	16	1:17.707 Sarah MOORE
ROW 3	10	1:17.180 Alex WALKER	27	1:17.458 Corinna KAMPER	
ROW 2		11	1:16.719 Jake DENNIS	1	1:16.742 Patryk SZCZERBINSKI
ROW 1	12	1:16.322 Ed JONES	54	1:16.704 James PEACE	
Pole					
					


Thrupton
Circuit Length = 2.3560 miles

These results are provisional until the conclusion of any judicial and technical matters.

Clerk of Course :		Timekeeper :
-------------------	--	--------------

Intersteps Championship

RACE 8 - GRID

ROW 5	17	1:18.224	Jake JACKSON				
ROW 4		27	1:17.577	Corinna KAMPER	16	1:17.628	Sarah MOORE
ROW 3	1	1:16.682	Patryk SZCZEBINSKI	2	1:17.137	James NUTBROWN	
ROW 2		11	1:16.361	Jake DENNIS	10	1:16.562	Alex WALKER
ROW 1	54	1:16.000	James PEACE	12	1:16.306	Ed JONES	
Pole							
							

Thruxton
Circuit Length = 2.3560 miles

These results are provisional until the conclusion of any judicial and technical matters.

Clerk of Course :		Timekeeper :
-------------------	--	--------------

Intersteps Championship

RACE 15 - GRID - AMENDED 2

ROW 5	17	1:18.378	Jake JACKSON	
ROW 4		27	1:17.759	Corinna KAMPER
		16	1:17.925	Sarah MOORE
ROW 3	1	1:16.749	Patryk SZCZEBINSKI	2
				1:17.316
ROW 2		54	1:16.407	James PEACE
		10	1:16.594	Alex WALKER
ROW 1	12	1:16.322	Ed JONES	11
				1:16.405
				Jake DENNIS
Pole				

Thrupton
Circuit Length = 2.3560 miles

These results are provisional until the conclusion of any judicial and technical matters.

Clerk of Course :		Timekeeper :
-------------------	--	--------------

Intersteps Championship

RACE 2 - CLASSIFICATION

POS	NO	CL	NAME	ENTRY	LAPS	TIME	GAP	DIFF	MPH	BEST	ON
1	54		James PEACE	Mygale FB02 - MGR Motaworld	16	20:38.415			109.57	1:16.534	6
2	11		Jake DENNIS	Mygale FB02 - Fortec Motorsport	16	20:41.146	2.731	2.731	109.33	1:16.746	4
3	12		Ed JONES	Mygale FB02 - Fortec Motorsport	16	20:44.692	6.277	3.546	109.02	1:16.707	8
4	1		Patryk SZCZEBINSKI	Mygale FB02 - Falcon Motorsport	16	20:48.033	9.618	3.341	108.73	1:17.094	6
5	10		Alex WALKER	Mygale FB02 - Fortec Motorsport	16	20:49.770	11.355	1.737	108.58	1:16.931	8
6	16		Sarah MOORE	Mygale FB02 - Tockwith Motorsport	16	21:00.201	21.786	10.431	107.68	1:17.356	5
7	2		James NUTBROWN	Mygale FB02 - Falcon Motorsport	16	21:02.355	23.940	2.154	107.50	1:17.428	4
8	27		Corinna KAMPER	Mygale FB02 - Kamper Motorsport	16	21:07.205	28.790	4.850	107.09	1:17.883	5
9	17		Jake JACKSON	Mygale FB02 - Tockwith Motorsport	16	21:13.966	35.551	6.761	106.52	1:18.508	5

FASTEST LAP

54	James PEACE	Mygale FB02 - MGR Motaworld	6	1:16.534	110.82 mph	178.34 kph
----	--------------------	-----------------------------	---	----------	------------	------------

Weather / Track : Bright / Dry
 These results are provisional until the conclusion of any judicial and technical matters.

Thruxton
 Circuit Length = 2.3560 miles
 Start: 14:43 End: 15:05

Clerk of Course :		Timekeeper :	
-------------------	--	--------------	--

Intersteps Championship
RACE 2 - LAP CHART

Lap 1			Lap 2			Lap 3			Lap 4			Lap 5		
No	Behind	Laptime	No	Behind	Laptime	No	Behind	Laptime	No	Behind	Laptime	No	Behind	Laptime
54		1:23.808	54		1:16.760	54		1:16.714	54		1:16.838	54		1:16.837
11	0.397	1:24.205	11	0.892	1:17.255	11	1.168	1:16.990	11	1.076	1:16.746	11	1.259	1:17.020
10	1.588	1:25.396	10	2.657	1:17.829	10	3.428	1:17.485	10	4.264	1:17.674	12	4.913	1:17.195
1	2.165	1:25.973	1	3.653	1:18.248	12	4.421	1:17.174	12	4.555	1:16.972	10	5.177	1:17.750
12	2.438	1:26.246	12	3.961	1:18.283	1	4.851	1:17.912	1	5.234	1:17.221	1	5.711	1:17.314
2	2.723	1:26.531	2	4.351	1:18.388	2	5.239	1:17.602	2	5.829	1:17.428	2	6.483	1:17.491
27	3.207	1:27.015	16	4.741	1:18.206	16	5.492	1:17.465	16	6.211	1:17.557	16	6.730	1:17.356
16	3.295	1:27.103	27	5.263	1:18.816	27	6.532	1:17.983	27	7.855	1:18.161	27	8.901	1:17.883
17	4.123	1:27.931	17	6.391	1:19.028	17	8.509	1:18.832	17	10.429	1:18.758	17	12.100	1:18.508

Weather / Track : Bright / Dry

Thruxton
 Circuit Length = 2.3560 miles
 Start: 14:43 End: 15:05

Intersteps Championship
RACE 2 - LAP CHART

Lap 6			Lap 7			Lap 8			Lap 9			Lap 10		
No	Behind	Laptime	No	Behind	Laptime	No	Behind	Laptime	No	Behind	Laptime	No	Behind	Laptime
54		1:16.534	54		1:17.040	54		1:16.748	54		1:17.308	54		1:16.710
11	1.748	1:17.023	11	2.034	1:17.326	11	2.425	1:17.139	11	2.116	1:16.999	11	2.502	1:17.096
12	5.358	1:16.979	12	5.348	1:17.030	12	5.307	1:16.707	12	5.010	1:17.011	12	5.476	1:17.176
10	5.826	1:17.183	10	5.747	1:16.961	10	5.930	1:16.931	10	6.482	1:17.860	10	8.051	1:17.643
1	6.271	1:17.094	1	6.630	1:17.399	1	7.207	1:17.325	1	7.118	1:17.219	10	8.473	1:18.701
2	7.947	1:17.998	2	8.974	1:18.067	2	10.321	1:18.095	16	11.169	1:18.078	16	12.082	1:17.623
16	8.040	1:17.844	16	9.126	1:18.126	16	10.399	1:18.021	2	11.902	1:18.889	2	14.182	1:18.990
27	10.585	1:18.218	27	11.831	1:18.286	27	13.473	1:18.390	27	14.786	1:18.621	27	16.526	1:18.450
17	14.509	1:18.943	17	16.179	1:18.710	17	18.664	1:19.233	17	20.794	1:19.438	17	23.500	1:19.416

Weather / Track : Bright / Dry

Thruxton
 Circuit Length = 2.3560 miles
 Start: 14:43 End: 15:05

Intersteps Championship
RACE 2 - LAP CHART

Lap 11			Lap 12			Lap 13			Lap 14			Lap 15		
No	Behind	Laptime	No	Behind	Laptime	No	Behind	Laptime	No	Behind	Laptime	No	Behind	Laptime
54		1:16.870	54		1:16.656	54		1:16.888	54		1:18.276	54		1:17.134
11	2.804	1:17.172	11	3.261	1:17.113	11	3.483	1:17.110	11	2.540	1:17.333	11	2.629	1:17.223
12	5.633	1:17.027	12	6.248	1:17.271	12	6.625	1:17.265	12	5.726	1:17.377	12	6.123	1:17.531
1	8.417	1:17.236	1	9.169	1:17.408	1	9.517	1:17.236	1	8.558	1:17.317	1	9.055	1:17.631
10	9.030	1:17.427	10	9.732	1:17.358	10	10.110	1:17.266	10	9.309	1:17.475	10	10.416	1:18.241
16	12.776	1:17.564	16	13.710	1:17.590	16	14.412	1:17.590	16	14.051	1:17.915	16	15.048	1:18.131
2	16.089	1:18.777	2	18.077	1:18.644	2	19.843	1:18.654	2	20.174	1:18.607	2	22.334	1:19.294
27	19.154	1:19.498	27	21.051	1:18.553	27	24.272	1:20.109	27	24.739	1:18.743	27	26.588	1:18.983
17	25.413	1:18.783	17	27.614	1:18.857	17	29.593	1:18.867	17	31.516	1:20.199	17	33.794	1:19.412

Weather / Track : Bright / Dry

Thruxton
 Circuit Length = 2.3560 miles
 Start: 14:43 End: 15:05

Intersteps Championship
RACE 2 - LAP CHART

Lap 16		
No	Behind	Laptime
54		1:17.294
11	2.731	1:17.396
12	6.277	1:17.448
1	9.618	1:17.857
10	11.355	1:18.233
16	21.786	1:24.032
2	23.940	1:18.900
27	28.790	1:19.496
17	35.551	1:19.051

Weather / Track : Bright / Dry

Thrupton
Circuit Length = 2.3560 miles
Start: 14:43 End: 15:05

Intersteps Championship

RACE 8 - CLASSIFICATION

POS	NO	CL	NAME	ENTRY	LAPS	TIME	GAP	DIFF	MPH	BEST	ON
1	54		James PEACE	Mygale FB02 - MGR Motaworld	16	20:44.277			109.06	1:17.123	3
2	11		Jake DENNIS	Mygale FB02 - Fortec Motorsport	16	20:52.470	8.193	8.193	108.34	1:17.200	3
3	12		Ed JONES	Mygale FB02 - Fortec Motorsport	16	21:00.344	16.067	7.874	107.67	1:17.182	3
4	10		Alex WALKER	Mygale FB02 - Fortec Motorsport	16	21:00.809	16.532	0.465	107.63	1:17.391	3
5	1		Patryk SZCZEBINSKI	Mygale FB02 - Falcon Motorsport	16	21:01.260	16.983	0.451	107.59	1:17.410	13
6	16		Sarah MOORE	Mygale FB02 - Tockwith Motorsport	16	21:01.595	17.318	0.335	107.56	1:17.719	7
7	27		Corinna KAMPER	Mygale FB02 - Kamper Motorsport	16	21:07.498	23.221	5.903	107.06	1:18.175	5
8	2		James NUTBROWN	Mygale FB02 - Falcon Motorsport	16	21:10.830	26.553	3.332	106.78	1:18.172	13
9	17		Jake JACKSON	Mygale FB02 - Tockwith Motorsport	16	21:19.347	35.070	8.517	106.07	1:18.796	5

FASTEST LAP

54	James PEACE	Mygale FB02 - MGR Motaworld	3	1:17.123	109.97 mph	176.98 kph
----	--------------------	-----------------------------	---	----------	------------	------------

Weather / Track : Bright / Dry
 These results are provisional until the conclusion of any judicial and technical matters.

Thruxton
 Circuit Length = 2.3560 miles
 Start: 11:24 End: 11:46

Clerk of Course :		Timekeeper :
-------------------	--	--------------

Intersteps Championship
RACE 8 - LAP CHART

Lap 1			Lap 2			Lap 3			Lap 4			Lap 5		
No	Behind	Laptime	No	Behind	Laptime	No	Behind	Laptime	No	Behind	Laptime	No	Behind	Laptime
54		1:22.374	54		1:17.243	54		1:17.123	54		1:17.305	54		1:17.285
11	0.997	1:23.371	12	1.699	1:17.551	12	1.758	1:17.182	11	2.643	1:17.811	11	3.918	1:18.560
12	1.391	1:23.765	11	2.060	1:18.306	11	2.137	1:17.200	10	2.923	1:17.576	10	4.185	1:18.547
10	1.880	1:24.254	10	2.384	1:17.747	10	2.652	1:17.391	1	7.958	1:18.545	1	9.324	1:18.651
1	3.242	1:25.616	2	5.109	1:18.946	2	6.388	1:18.402	16	9.345	1:18.942	16	10.261	1:18.201
2	3.406	1:25.780	1	5.469	1:19.470	1	6.718	1:18.372	2	9.413	1:20.330	12	11.316	1:17.891
16	3.688	1:26.062	27	6.450	1:19.106	16	7.708	1:17.809	12	10.710	1:26.257	2	11.873	1:19.745
27	4.587	1:26.961	16	7.022	1:20.577	27	8.417	1:19.090	27	11.253	1:20.141	27	12.143	1:18.175
17	5.322	1:27.696	17	7.527	1:19.448	17	9.673	1:19.269	17	11.840	1:19.472	17	13.351	1:18.796

Weather / Track : Bright / Dry

Thruxton
 Circuit Length = 2.3560 miles
 Start: 11:24 End: 11:46

Intersteps Championship
RACE 8 - LAP CHART

Lap 6			Lap 7			Lap 8			Lap 9			Lap 10		
No	Behind	Laptime	No	Behind	Laptime	No	Behind	Laptime	No	Behind	Laptime	No	Behind	Laptime
54		1:17.757	54		1:17.494	54		1:17.613	54		1:17.816	54		1:17.326
10	4.764	1:18.336	11	5.500	1:18.095	11	5.801	1:17.914	11	5.884	1:17.899	11	6.602	1:18.044
11	4.899	1:18.738	10	8.511	1:21.241	10	9.235	1:18.337	10	9.462	1:18.043	10	10.268	1:18.132
1	9.587	1:18.020	1	10.435	1:18.342	12	11.327	1:17.844	12	10.935	1:17.424	12	11.005	1:17.396
16	10.371	1:17.867	16	10.596	1:17.719	16	11.723	1:18.740	16	12.221	1:18.314	16	12.999	1:18.104
12	10.822	1:17.263	12	11.096	1:17.768	1	11.921	1:19.099	1	12.928	1:18.823	1	13.674	1:18.072
2	12.877	1:18.761	27	14.118	1:18.342	27	14.822	1:18.317	27	15.587	1:18.581	27	16.839	1:18.578
27	13.270	1:18.884	2	15.392	1:20.009	2	16.440	1:18.661	2	17.449	1:18.825	2	18.956	1:18.833
17	14.724	1:19.130	17	16.371	1:19.141	17	17.648	1:18.890	17	19.336	1:19.504	17	21.501	1:19.491

Weather / Track : Bright / Dry

Thruxton
 Circuit Length = 2.3560 miles
 Start: 11:24 End: 11:46

Intersteps Championship
RACE 8 - LAP CHART

Lap 11			Lap 12			Lap 13			Lap 14			Lap 15		
No	Behind	Laptime	No	Behind	Laptime	No	Behind	Laptime	No	Behind	Laptime	No	Behind	Laptime
54		1:17.196	54		1:17.776	54		1:17.625	54		1:17.609	54		1:17.449
11	7.169	1:17.763	11	7.204	1:17.811	11	7.231	1:17.652	11	7.478	1:17.856	11	7.821	1:17.792
12	11.348	1:17.539	12	11.929	1:18.357	10	12.686	1:18.049	12	15.120	1:19.863	12	15.424	1:17.753
10	11.611	1:18.539	10	12.262	1:18.427	12	12.866	1:18.562	1	15.554	1:19.039	10	16.314	1:18.127
16	13.757	1:17.954	16	13.958	1:17.977	1	14.124	1:17.410	10	15.636	1:20.559	1	16.429	1:18.324
1	14.321	1:17.843	1	14.339	1:17.794	16	14.761	1:18.428	16	15.934	1:18.782	16	16.663	1:18.178
27	18.218	1:18.575	27	19.030	1:18.588	27	19.806	1:18.401	27	20.790	1:18.593	27	21.852	1:18.511
2	20.175	1:18.415	2	20.920	1:18.521	2	21.467	1:18.172	2	22.767	1:18.909	2	24.431	1:19.113
17	24.253	1:19.948	17	25.937	1:19.460	17	28.410	1:20.098	17	31.026	1:20.225	17	33.113	1:19.536

Weather / Track : Bright / Dry

Thruxton
 Circuit Length = 2.3560 miles
 Start: 11:24 End: 11:46

Intersteps Championship
RACE 8 - LAP CHART

Lap 16		
No	Behind	Laptime
54		1:17.286
11	8.193	1:17.658
12	16.067	1:17.929
10	16.532	1:17.504
1	16.983	1:17.840
16	17.318	1:17.941
27	23.221	1:18.655
2	26.553	1:19.408
17	35.070	1:19.243

Weather / Track : Bright / Dry

Thruxton
Circuit Length = 2.3560 miles
Start: 11:24 End: 11:46

Intersteps Championship

RACE 15 - CLASSIFICATION

POS	NO	CL	NAME	ENTRY	LAPS	TIME	GAP	DIFF	MPH	BEST	ON
1	1		Patryk SZCZEBINSKI	Mygale FB02	16	20:45.583			108.94	1:17.092	14
2	11		Jake DENNIS	Mygale FB02	16	20:45.823	0.240	0.240	108.92	1:17.135	13
3	10		Alex WALKER	Mygale FB02	16	20:56.788	11.205	10.965	107.97	1:17.903	6
4	2		James NUTBROWN	Mygale FB02	16	21:03.407	17.824	6.619	107.41	1:18.060	4
5	16		Sarah MOORE	Mygale FB02	16	21:06.580	20.997	3.173	107.14	1:17.990	13
6	12		Ed JONES	Mygale FB02	16	21:24.655	39.072	18.075	105.63	1:18.305	5
7	17		Jake JACKSON	Mygale FB02	16	21:29.295	43.712	4.640	105.25	1:18.874	5
8	54		James PEACE	Mygale FB02	16	21:39.679	54.096	10.384	104.41	1:18.507	8
NOT CLASSIFIED											
<i>DNF</i>	27		Corinna KAMPER	Mygale FB02	1	1:27.130	15 laps	15 laps	97.34		
FASTEST LAP											
	1		Patryk SZCZEBINSKI	Mygale FB02	14	1:17.092			110.01 mph	177.05 kph	

Weather / Track : Bright / Dry
 These results are provisional until the conclusion of any judicial and technical matters.

Thruxton
 Circuit Length = 2.3560 miles
 Start: 16:08 End: 16:30

Clerk of Course :		Timekeeper :
-------------------	--	--------------

Intersteps Championship
RACE 15 - LAP CHART

Lap 1			Lap 2			Lap 3			Lap 4			Lap 5		
No	Behind	Laptime	No	Behind	Laptime	No	Behind	Laptime	No	Behind	Laptime	No	Behind	Laptime
11		1:23.793	11		1:17.871	11		1:17.618	11		1:17.827	1		1:17.422
1	1.001	1:24.794	1	0.865	1:17.735	1	0.854	1:17.607	1	0.482	1:17.455	11	0.237	1:18.141
10	1.313	1:25.106	10	1.426	1:17.984	10	2.026	1:18.218	10	2.350	1:18.151	10	2.419	1:17.973
2	2.206	1:25.999	2	2.799	1:18.464	2	3.360	1:18.179	2	3.593	1:18.060	2	4.031	1:18.342
27	3.337	1:27.130	16	7.663	1:21.798	16	8.782	1:18.737	16	9.361	1:18.406	16	9.895	1:18.438
16	3.736	1:27.529	17	8.052	1:21.442	17	9.549	1:19.115	17	10.761	1:19.039	17	11.731	1:18.874
17	4.481	1:28.274	12	21.964	1:18.998	12	22.896	1:18.550	12	23.481	1:18.412	12	23.882	1:18.305
12	20.837	1:44.630	54	24.822	1:19.798	54	26.708	1:19.504	54	27.914	1:19.033	54	29.337	1:19.327
54	22.895	1:46.688												

Weather / Track : Bright / Dry

Thrupton
 Circuit Length = 2.3560 miles
 Start: 16:08 End: 16:30

Intersteps Championship
RACE 15 - LAP CHART

Lap 6			Lap 7			Lap 8			Lap 9			Lap 10		
No	Behind	Laptime	No	Behind	Laptime	No	Behind	Laptime	No	Behind	Laptime	No	Behind	Laptime
1		1:17.499	1		1:17.439	1		1:17.194	1		1:17.389	1		1:17.339
11	0.299	1:17.561	11	0.413	1:17.553	11	0.520	1:17.301	11	0.604	1:17.473	11	0.564	1:17.299
10	2.823	1:17.903	10	3.475	1:18.091	10	4.307	1:18.026	10	5.041	1:18.123	10	5.828	1:18.126
2	5.067	1:18.535	2	5.859	1:18.231	2	7.169	1:18.504	2	8.311	1:18.531	2	9.461	1:18.489
16	10.762	1:18.366	16	11.504	1:18.181	16	12.768	1:18.458	16	13.771	1:18.392	16	14.700	1:18.268
17	13.571	1:19.339	17	15.548	1:19.416	17	18.376	1:20.022	17	20.996	1:20.009	17	23.135	1:19.478
12	25.404	1:19.021	12	27.013	1:19.048	12	28.351	1:18.532	12	29.620	1:18.658	12	30.761	1:18.480
54	31.233	1:19.395	54	32.741	1:18.947	54	34.054	1:18.507	54	35.745	1:19.080	54	37.833	1:19.427

Weather / Track : Bright / Dry

Thruxton
 Circuit Length = 2.3560 miles
 Start: 16:08 End: 16:30

Intersteps Championship
RACE 15 - LAP CHART

Lap 11			Lap 12			Lap 13			Lap 14			Lap 15		
No	Behind	Laptime	No	Behind	Laptime	No	Behind	Laptime	No	Behind	Laptime	No	Behind	Laptime
1		1:17.265	1		1:17.406	1		1:17.107	1		1:17.092	1		1:17.399
11	0.541	1:17.242	11	0.333	1:17.198	11	0.361	1:17.135	11	0.482	1:17.213	11	0.267	1:17.184
10	6.728	1:18.165	10	7.457	1:18.135	10	8.556	1:18.206	10	9.845	1:18.381	10	10.557	1:18.111
2	10.910	1:18.714	2	12.437	1:18.933	2	13.675	1:18.345	2	15.040	1:18.457	2	16.400	1:18.759
16	16.223	1:18.788	16	17.281	1:18.464	16	18.164	1:17.990	16	19.326	1:18.254	16	20.378	1:18.451
17	25.879	1:20.009	17	28.137	1:19.664	17	30.690	1:19.660	17	32.873	1:19.275	12	37.896	1:19.128
12	32.227	1:18.731	12	33.440	1:18.619	12	34.841	1:18.508	12	36.167	1:18.418	17	38.992	1:23.518
54	39.789	1:19.221	54	42.890	1:20.507	54	45.434	1:19.651	54	48.318	1:19.976	54	50.297	1:19.378

Weather / Track : Bright / Dry

Thruxton
 Circuit Length = 2.3560 miles
 Start: 16:08 End: 16:30

Intersteps Championship
RACE 15 - LAP CHART

Lap 16		
No	Behind	Laptime
1		1:17.441
11	0.240	1:17.414
10	11.205	1:18.089
2	17.824	1:18.865
16	20.997	1:18.060
12	39.072	1:18.617
17	43.712	1:22.161
54	54.096	1:21.240

Weather / Track : Bright / Dry

Thruxton
Circuit Length = 2.3560 miles
Start: 16:08 End: 16:30

Delphi British Truck Racing Association Championship

WARM UP - CLASSIFICATION

POS	NO	CL	NAME	ENTRY	TIME	ON	LAPS	GAP	DIFF	MPH
1	37	A	Terry GIBBON	TGS	1:41.736	3	4			83.36
2	69	A	David JENKINS	MAN TGA	1:43.847	3	5	2.111	2.111	81.67
3	33	A	Steve THOMAS	MAN TGX	1:46.131	6	7	4.395	2.284	79.91
4	95	A	Richard COLLETT	MAN TGA	1:46.335	1	1	4.599	0.204	79.76
5	54	B	Steven POWELL	Ford Cargo	1:46.682	7	7	4.946	0.347	79.50
6	55	A	Graham POWELL	E.R.F. E.C.X	1:47.013	4	6	5.277	0.331	79.25
7	25	B	Ben HORNE		1:48.272	2	3	6.536	1.259	78.33
8	79	A	Luke TAYLOR	Renault Premium	1:48.446	5	7	6.710	0.174	78.21
9	70	B	Brian BURT	Volvo White	1:48.972	4	5	7.236	0.526	77.83
10	90	B	Adam ATKINS	Volvo White Road Boss 11	1:50.745	6	6	9.009	1.773	76.58
11	11	B	David SMITH	Foden Alpha	1:51.130	3	5	9.394	0.385	76.32
12	10	B	Paul CLARK	Volvo FL10	1:51.748	6	6	10.012	0.618	75.89
13	58	B	Andy LOVENBURY		1:51.761	4	4	10.025	0.013	75.89
14	19	B	Trevor MARTIN	E.R.F. ES8	1:52.884	3	3	11.148	1.123	75.13
15	77	B	James AIKENHEAD	Ford Iveco	1:53.154	5	5	11.418	0.270	74.95
16	28	B	Jim BENNETT	Seddon Atkinson .	1:53.466	6	6	11.730	0.312	74.74
17	5	B	Adam BINT	Volvo White	1:54.425	6	6	12.689	0.959	74.12

Weather / Track : Cloudy / Damp
 These results are provisional until the conclusion of any judicial and technical matters.

Thruxton
 Circuit Length = 2.3560 miles
 Start: 09:25 End: 09:44

Clerk of Course :		Timekeeper :
-------------------	--	--------------

Delphi British Truck Racing Association Championship

WARM UP - LAP ANALYSIS

5	Adam BINT		B Volvo White - Bint Racing				
1 -	2:03.720	+ 9.295	9:30:56.053	4 -	1:56.611	+ 2.186	9:36:52.459
2 -	2:00.559	+ 6.134	9:32:56.612	5 -	1:54.658	+ 0.233	9:38:47.117
3 -	1:59.236	+ 4.811	9:34:55.848	6 -	1:54.425		9:40:41.542
10	Paul CLARK		B Volvo FL10 - Clark Racing				
1 -	2:00.166	+ 8.418	9:30:45.816	4 -	1:53.632	+ 1.884	9:36:35.236
2 -	1:59.135	+ 7.387	9:32:44.951	5 -	1:54.941	+ 3.193	9:38:30.177
3 -	1:56.653	+ 4.905	9:34:41.604	6 -	1:51.748		9:40:21.925
11	David SMITH		B Foden Alpha - DS Racing				
1 -	1:55.705	+ 4.575	9:30:18.744	4 -	1:59.051	+ 7.921	9:36:02.368
2 -	1:53.443	+ 2.313	9:32:12.187	5 -	4:47.587	+ 2:56.457	9:40:49.955
3 -	1:51.130		9:34:03.317				
19	Trevor MARTIN		B E.R.F. ES8 - Martins Motorsport				
1 -	1:54.426	+ 1.542	9:37:19.767	3 -	1:52.884		9:41:06.342
2 -	1:53.691	+ 0.807	9:39:13.458				
25	Ben HORNE		B				
1 -	5:36.705	+ 3:48.433	9:34:53.753	3 -	1:50.843	+ 2.571	9:38:32.868
2 -	1:48.272		9:36:42.025				
28	Jim BENNETT		B Seddon Atkinson . - Driver				
1 -	2:04.729	+ 11.263	9:30:54.759	4 -	1:57.647	+ 4.181	9:36:51.259
2 -	2:00.006	+ 6.540	9:32:54.765	5 -	1:54.844	+ 1.378	9:38:46.103
3 -	1:58.847	+ 5.381	9:34:53.612	6 -	1:53.466		9:40:39.569
33	Steve THOMAS		A MAN TGX - Team Thomas Racing				
1 -	1:53.014	+ 6.883	9:30:11.308	5 -	1:46.975	+ 0.844	9:37:33.327
2 -	1:54.016	+ 7.885	9:32:05.324	6 -	1:46.131		9:39:19.458
3 -	1:51.454	+ 5.323	9:33:56.778	7 -	1:47.516	+ 1.385	9:41:06.974
4 -	1:49.574	+ 3.443	9:35:46.352				
37	Terry GIBBON		A TGS - Driver				
1 -	5:36.696	+ 3:54.960	9:34:04.142	3 -	1:41.736		9:37:30.602
2 -	1:44.724	+ 2.988	9:35:48.866	4 -	3:26.039	+ 1:44.303	9:40:56.641
54	Steven POWELL		B Ford Cargo - Kensway Training Ltd				
1 -	1:50.504	+ 3.822	9:29:58.950	5 -	1:48.400	+ 1.718	9:37:13.717
2 -	1:48.961	+ 2.279	9:31:47.911	6 -	1:47.281	+ 0.599	9:39:00.998
3 -	1:49.219	+ 2.537	9:33:37.130	7 -	1:46.682		9:40:47.680
4 -	1:48.187	+ 1.505	9:35:25.317				
55	Graham POWELL		A E.R.F. E.C.X - Graham Powell				
1 -	1:55.363	+ 8.350	9:31:04.782	4 -	1:47.013		9:36:31.400
2 -	1:49.778	+ 2.765	9:32:54.560	5 -	1:53.255	+ 6.242	9:38:24.655
3 -	1:49.827	+ 2.814	9:34:44.387	6 -	2:07.291	+ 20.278	9:40:31.946
58	Andy LOVENBURY		B				
1 -	1:55.431	+ 3.670	9:31:20.624	3 -	1:59.905	+ 8.144	9:38:02.274
2 -	4:41.745	+ 2:49.984	9:36:02.369	4 -	1:51.761		9:39:54.035
69	David JENKINS		A MAN TGA - Jenkins Motorsport Developments				
1 -	1:45.091	+ 1.244	9:29:37.882	4 -	1:44.570	+ 0.723	9:34:50.483
2 -	1:44.184	+ 0.337	9:31:22.066	5 -	1:44.689	+ 0.842	9:36:35.172
3 -	1:43.847		9:33:05.913				
70	Brian BURT		B Volvo White - Team Burt Truck Racing				
1 -	1:54.478	+ 5.506	9:30:29.777	4 -	1:48.972		9:39:12.598

Weather / Track : Cloudy / Damp

Thruxton
Circuit Length = 2.3560 miles
Start: 09:25 End: 09:44

Delphi British Truck Racing Association Championship

WARM UP - LAP ANALYSIS

2 -	1:52.225	+ 3.253	9:32:22.002	5 -	1:49.742	+ 0.770	9:41:02.340
3 -	5:01.624	+ 3:12.652	9:37:23.626				
77	James AIKENHEAD		B		Ford Iveco - Driver		
1 -	1:58.014	+ 4.860	9:30:00.956	4 -	5:20.723	+ 3:27.569	9:39:12.508
2 -	1:53.793	+ 0.639	9:31:54.749	5 -	1:53.154		9:41:05.662
3 -	1:57.036	+ 3.882	9:33:51.785				
79	Luke TAYLOR		A		Renault Premium - TTX Motorsport		
1 -	1:51.711	+ 3.265	9:29:41.530	5 -	1:48.446		9:36:59.939
2 -	1:50.163	+ 1.717	9:31:31.693	6 -	1:48.481	+ 0.035	9:38:48.420
3 -	1:49.898	+ 1.452	9:33:21.591	7 -	1:49.984	+ 1.538	9:40:38.404
4 -	1:49.902	+ 1.456	9:35:11.493				
90	Adam ATKINS		B		Volvo White Road Boss 11 - Team Atkins		
1 -	1:54.245	+ 3.500	9:30:56.946	4 -	1:51.895	+ 1.150	9:36:36.385
2 -	1:56.550	+ 5.805	9:32:53.496	5 -	1:53.169	+ 2.424	9:38:29.554
3 -	1:50.994	+ 0.249	9:34:44.490	6 -	1:50.745		9:40:20.299
95	Richard COLLETT		A		MAN TGA - Driver		
1 -	1:46.335		9:30:47.976				

Weather / Track : Cloudy / Damp

Thruxton
Circuit Length = 2.3560 miles
Start: 09:25 End: 09:44

Delphi British Truck Racing Association Championship

QUALIFYING - CLASSIFICATION

POS	NO	CL	NAME	ENTRY	TIME	ON	LAPS	GAP	DIFF	MPH
1	69	A	David JENKINS	MAN TGA	1:39.653	2	5			85.11
2	95	A	Richard COLLETT	MAN TGA	1:39.951	1	2	0.298	0.298	84.85
3	37	A	Terry GIBBON	TGS	1:40.040	2	4	0.387	0.089	84.78
4	55	A	Graham POWELL	ERF ECX	1:42.053	2	8	2.400	2.013	83.10
5	79	A	Luke TAYLOR	Renault Premium	1:43.204	8	8	3.551	1.151	82.18
6	25	B	Ben HORNE	Volvo White Aerodyne	1:43.348	4	5	3.695	0.144	82.06
7	54	B	Steven POWELL	Ford Cargo	1:44.472	5	8	4.819	1.124	81.18
8	11	B	David SMITH	Foden Alpha	1:45.306	8	8	5.653	0.834	80.54
9	90	B	Adam ATKINS	Volvo White Road Boss 11	1:45.952	7	7	6.299	0.646	80.05
10	77	B	James AIKENHEAD	Ford Iveco	1:46.588	7	7	6.935	0.636	79.57
11	10	B	Paul CLARK	Volvo FL10	1:47.046	5	8	7.393	0.458	79.23
12	70	B	Brian BURT	Volvo White	1:47.809	1	8	8.156	0.763	78.67
13	19	B	Trevor MARTIN	E.R.F. ES8	1:47.943	5	8	8.290	0.134	78.57
14	58	B	Andy LOVENBURY	Sisu SL250	1:48.114	4	4	8.461	0.171	78.45
15	28	B	Jim BENNETT	Seddon Atkinson .	1:50.569	4	7	10.916	2.455	76.70
16	5	B	Adam BINT	Volvo White	1:55.120	1	3	15.467	4.551	73.67
17	33	A	Steve THOMAS	MAN TGX		0	0			

Weather / Track : Cloudy / Dry
 These results are provisional until the conclusion of any judicial and technical matters.

Thruxton
 Circuit Length = 2.3560 miles
 Start: 12:01 End: 12:18

Clerk of Course :		Timekeeper :
-------------------	--	--------------

Delphi British Truck Racing Association Championship

QUALIFYING - LAP ANALYSIS

5	Adam BINT		B Volvo White - Bint Racing				
1 -	1:55.120		12:05:53.788	3 -	1:55.654	+ 0.534	12:14:41.558
2 -	6:52.116	+ 4:56.996	12:12:45.904				
10	Paul CLARK		B Volvo FL10 - Clark Racing				
1 -	1:48.892	+ 1.846	12:05:15.529	5 -	1:47.046	+ 2.165	12:12:25.644
2 -	1:47.688	+ 0.642	12:07:03.217	6 -	1:49.211	+ 0.067	12:14:14.855
3 -	1:47.627	+ 0.581	12:08:50.844	7 -	1:47.113	+ 0.711	12:16:01.968
4 -	1:47.754	+ 0.708	12:10:38.598	8 -	1:47.757		12:17:49.725
11	David SMITH		B Foden Alpha - DS Racing				
1 -	1:46.039	+ 0.733	12:05:08.156	5 -	1:45.986	+ 0.680	12:12:12.956
2 -	1:46.260	+ 0.954	12:06:54.416	6 -	1:47.151	+ 1.845	12:14:00.107
3 -	1:46.691	+ 1.385	12:08:41.107	7 -	1:46.515	+ 1.209	12:15:46.622
4 -	1:45.863	+ 0.557	12:10:26.970	8 -	1:45.306		12:17:31.928
19	Trevor MARTIN		B E.R.F. ES8 - Martins Motorsport				
1 -	1:51.111	+ 3.168	12:05:11.595	5 -	1:47.943		12:12:28.182
2 -	1:49.430	+ 1.487	12:07:01.025	6 -	1:48.554	+ 0.611	12:14:16.736
3 -	1:51.049	+ 3.106	12:08:52.074	7 -	1:48.458	+ 0.515	12:16:05.194
4 -	1:48.165	+ 0.222	12:10:40.239	8 -	1:50.399	+ 2.456	12:17:55.593
25	Ben HORNE		B Volvo White Aerodyne				
1 -	1:45.936	+ 2.588	12:06:01.109	4 -	1:43.348		12:11:14.048
2 -	1:45.030	+ 1.682	12:07:46.139	5 -	1:44.322	+ 0.974	12:12:58.370
3 -	1:44.561	+ 1.213	12:09:30.700				
28	Jim BENNETT		B Seddon Atkinson . - Driver				
1 -	1:50.878	+ 0.309	12:05:50.642	5 -	1:51.127	+ 0.558	12:13:15.841
2 -	1:51.539	+ 0.970	12:07:42.181	6 -	1:51.153	+ 0.584	12:15:06.994
3 -	1:51.964	+ 1.395	12:09:34.145	7 -	1:50.620	+ 0.051	12:16:57.614
4 -	1:50.569		12:11:24.714				
33	Steve THOMAS		A MAN TGX - Team Thomas Racing				
37	Terry GIBBON		A TGS - Driver				
1 -	1:40.225	+ 0.185	12:05:11.408	3 -	1:46.184	+ 6.144	12:08:37.632
2 -	1:40.040		12:06:51.448	4 -	1:40.373	+ 0.333	12:10:18.005
54	Steven POWELL		B Ford Cargo - Kensway Training Ltd				
1 -	1:54.422	+ 9.950	12:05:33.350	5 -	1:44.472		12:12:32.791
2 -	1:44.674	+ 0.202	12:07:18.024	6 -	1:44.951	+ 0.479	12:14:17.742
3 -	1:44.759	+ 0.287	12:09:02.783	7 -	1:45.027	+ 0.555	12:16:02.769
4 -	1:45.536	+ 1.064	12:10:48.319	8 -	1:45.770	+ 1.298	12:17:48.539
55	Graham POWELL		A ERF ECX - Graham Powell				
1 -	1:43.904	+ 1.851	12:05:36.323	5 -	1:42.755	+ 0.702	12:12:26.483
2 -	1:42.053		12:07:18.376	6 -	1:43.209	+ 1.156	12:14:09.692
3 -	1:42.816	+ 0.763	12:09:01.192	7 -	1:43.587	+ 1.534	12:15:53.279
4 -	1:42.536	+ 0.483	12:10:43.728	8 -	1:42.950	+ 0.897	12:17:36.229
58	Andy LOVENBURY		B Sisu SL250				
1 -	1:49.056	+ 0.942	12:06:17.945	3 -	1:49.257	+ 1.143	12:09:56.068
2 -	1:48.866	+ 0.752	12:08:06.811	4 -	1:48.114		12:11:44.182
69	David JENKINS		A MAN TGA - Jenkins Motorsport Developments				
1 -	1:39.908	+ 0.255	12:04:42.528	4 -	1:39.961	+ 0.308	12:09:42.612
2 -	1:39.653		12:06:22.181	5 -	1:40.003	+ 0.350	12:11:22.615
3 -	1:40.470	+ 0.817	12:08:02.651				

Weather / Track : Cloudy / Dry

Thruxton
Circuit Length = 2.3560 miles
Start: 12:01 End: 12:18

Delphi British Truck Racing Association Championship

QUALIFYING - LAP ANALYSIS


70	Brian BURT		B Volvo White - Team Burt Truck Racing				
1 -	1:47.809		12:05:05.103	5 -	1:47.867	+ 0.058	12:12:18.643
2 -	1:47.957	+ 0.148	12:06:53.060	6 -	1:48.939	+ 1.130	12:14:07.582
3 -	1:49.018	+ 1.209	12:08:42.078	7 -	1:48.106	+ 0.297	12:15:55.688
4 -	1:48.698	+ 0.889	12:10:30.776	8 -	1:49.301	+ 1.492	12:17:44.989
77	James AIKENHEAD		B Ford Iveco - Driver				
1 -	1:49.345	+ 2.757	12:05:22.414	5 -	1:47.553	+ 0.965	12:12:36.943
2 -	1:50.203	+ 3.615	12:07:12.617	6 -	1:47.248	+ 0.660	12:14:24.191
3 -	1:48.577	+ 1.989	12:09:01.194	7 -	1:46.588		12:16:10.779
4 -	1:48.196	+ 1.608	12:10:49.390				
79	Luke TAYLOR		A Renault Premium - TTX Motorsport				
1 -	1:43.535	+ 0.331	12:05:22.935	5 -	1:44.812	+ 1.608	12:12:21.629
2 -	1:43.828	+ 0.624	12:07:06.763	6 -	1:45.211	+ 2.007	12:14:06.840
3 -	1:45.451	+ 2.247	12:08:52.214	7 -	1:44.366	+ 1.162	12:15:51.206
4 -	1:44.603	+ 1.399	12:10:36.817	8 -	1:43.204		12:17:34.410
90	Adam ATKINS		B Volvo White Road Boss 11 - Team Atkins				
1 -	1:46.763	+ 0.811	12:05:41.516	5 -	1:46.772	+ 0.820	12:12:47.759
2 -	1:46.443	+ 0.491	12:07:27.959	6 -	1:47.871	+ 1.919	12:14:35.630
3 -	1:46.463	+ 0.511	12:09:14.422	7 -	1:45.952		12:16:21.582
4 -	1:46.565	+ 0.613	12:11:00.987				
95	Richard COLLETT		A MAN TGA - Driver				
1 -	1:39.951		12:04:44.698	2 -	1:40.536	+ 0.585	12:06:25.234

Weather / Track : Cloudy / Dry

Thruxton
Circuit Length = 2.3560 miles
Start: 12:01 End: 12:18

Delphi British Truck Racing Association Championship

RACE 6 - GRID

ROW 9	33	Steve THOMAS		
ROW 8	28	1:50.569 Jim BENNETT	5	1:55.120 Adam BINT
ROW 7	19	1:47.943 Trevor MARTIN	58	1:48.114 Andy LOVENBURY
ROW 6	10	1:47.046 Paul CLARK	70	1:47.809 Brian BURT
ROW 5	90	1:45.952 Adam ATKINS	77	1:46.588 James AIKENHEAD
ROW 4	54	1:44.472 Steven POWELL	11	1:45.306 David SMITH
ROW 3	79	1:43.204 Luke TAYLOR	25	1:43.348 Ben HORNE
ROW 2	37	1:40.040 Terry GIBBON	55	1:42.053 Graham POWELL
ROW 1	69	1:39.653 David JENKINS	95	1:39.951 Richard COLLETT
Pole				
				

Thrupton
Circuit Length = 2.3560 miles

These results are provisional until the conclusion of any judicial and technical matters.

Clerk of Course :		Timekeeper :
-------------------	--	--------------

Delphi British Truck Racing Association Championship

RACE 6 - CLASSIFICATION

POS	NO	CL	NAME	ENTRY	LAPS	TIME	GAP	DIFF	MPH	BEST	ON
1	69	A	David JENKINS	MAN TGA	8	13:18.922			84.93	1:38.996	2
2	95	A	Richard COLLETT	MAN TGA	8	13:23.893	4.971	4.971	84.40	1:39.525	5
3	37	A	Terry GIBBON	TGS	8	13:26.027	7.105	2.134	84.18	1:39.486	3
4	55	A	Graham POWELL	ERF ECX	8	13:50.084	31.162	24.057	81.74	1:42.765	5
5	79	A	Luke TAYLOR	Renault Premium	8	13:54.063	35.141	3.979	81.35	1:43.126	7
6	33	A	Steve THOMAS	MAN TGX	8	13:54.504	35.582	0.441	81.30	1:41.946	4
7	54	B	Steven POWELL	Ford Cargo	8	14:12.354	53.432	17.850	79.60	1:45.283	3
8	90	B	Adam ATKINS	Volvo White Road Boss 11	8	14:23.012	1:04.090	10.658	78.62	1:46.783	7
9	77	B	James AIKENHEAD	Ford Iveco	8	14:25.159	1:06.237	2.147	78.42	1:46.192	5
10	70	B	Brian BURT	Volvo White	8	14:25.208	1:06.286	0.049	78.42	1:46.136	5
11	10	B	Paul CLARK	Volvo FL10	8	14:33.413	1:14.491	8.205	77.68	1:47.233	5
12	19	B	Trevor MARTIN	E.R.F. ES8	8	14:33.491	1:14.569	0.078	77.67	1:47.304	3
13	11	B	David SMITH	Foden Alpha	8	14:47.753	1:28.831	14.262	76.43	1:45.500	5
14	5	B	Adam BINT	Volvo White	8	14:47.940	1:29.018	0.187	76.41	1:47.976	8
15	28	B	Jim BENNETT	Seddon Atkinson .	8	14:51.062	1:32.140	3.122	76.14	1:48.779	8

NOT CLASSIFIED

DNF	25	A	Ben HORNE	Volvo White Aerodyne	4	7:20.172	4 laps	4 laps	77.07	1:44.492	3
-----	----	---	-----------	----------------------	---	----------	--------	--------	-------	----------	---

FASTEST LAP

69	A	David JENKINS	MAN TGA	2	1:38.996	85.67 mph	137.88 kph
54	B	Steven POWELL	Ford Cargo	3	1:45.283	80.55 mph	129.64 kph

Weather / Track : Cloudy / Dry
 These results are provisional until the conclusion of any judicial and technical matters.

Thruxton
 Circuit Length = 2.3560 miles
 Start: 17:06 End: 17:21

Clerk of Course :	Timekeeper :
-------------------	--------------

Delphi British Truck Racing Association Championship

RACE 6 - LAP CHART

Lap 1			Lap 2			Lap 3			Lap 4			Lap 5		
No	Behind	Laptime	No	Behind	Laptime	No	Behind	Laptime	No	Behind	Laptime	No	Behind	Laptime
69		1:40.871	69		1:38.996	69		1:39.546	69		1:39.514	69		1:39.954
37	1.666	1:42.537	37	3.237	1:40.567	37	3.177	1:39.486	37	3.716	1:40.053	37	3.496	1:39.734
95	2.021	1:42.892	95	3.608	1:40.583	95	4.409	1:40.347	95	4.678	1:39.783	95	4.249	1:39.525
79	5.109	1:45.980	79	10.883	1:44.770	55	14.967	1:43.360	55	19.000	1:43.547	55	21.811	1:42.765
55	5.308	1:46.179	55	11.153	1:44.841	79	15.992	1:44.655	79	20.719	1:44.241	79	24.739	1:43.974
54	8.363	1:49.234	54	15.220	1:45.853	54	20.957	1:45.283	33	23.937	1:41.946	33	26.954	1:42.971
90	11.053	1:51.924	33	18.159	1:44.013	33	21.505	1:42.892	54	27.258	1:45.815	54	33.670	1:46.366
77	12.757	1:53.628	90	19.514	1:47.457	90	27.725	1:47.757	90	35.273	1:47.062	90	42.961	1:47.642
33	13.142	1:54.013	77	22.536	1:48.775	77	30.988	1:47.998	77	38.560	1:47.086	77	44.798	1:46.192
10	14.921	1:55.792	10	24.093	1:48.168	10	32.004	1:47.457	70	39.522	1:46.758	70	45.704	1:46.136
70	15.191	1:56.062	70	24.587	1:48.392	70	32.278	1:47.237	10	40.253	1:47.763	10	47.532	1:47.233
19	16.458	1:57.329	19	25.254	1:47.792	19	33.012	1:47.304	19	41.028	1:47.530	11	48.087	1:45.500
5	18.966	1:59.837	11	27.834	1:46.473	11	33.937	1:45.649	25	41.245	1:45.129	19	50.569	1:49.495
11	20.357	2:01.228	25	30.684	1:45.298	25	35.630	1:44.492	11	42.541	1:48.118	28	1:04.438	1:50.974
28	21.171	2:02.042	5	32.038	1:52.068	5	43.492	1:51.000	5	52.573	1:48.595	5	1:04.757	1:52.138
25	24.382	2:05.253	28	32.772	1:50.597	28	43.957	1:50.731	28	53.418	1:48.975			

Weather / Track : Cloudy / Dry

Thruxton
Circuit Length = 2.3560 miles
Start: 17:06 End: 17:21

Delphi British Truck Racing Association Championship
RACE 6 - LAP CHART


Lap 6			Lap 7			Lap 8		
No	Behind	Laptime	No	Behind	Laptime	No	Behind	Laptime
69		1:39.692	69		1:39.563	69		1:40.786
37	3.747	1:39.943	37	4.861	1:40.677	95	4.971	1:40.457
95	4.396	1:39.839	95	5.300	1:40.467	37	7.105	1:43.030
55	25.036	1:42.917	55	28.511	1:43.038	55	31.162	1:43.437
79	29.163	1:44.116	79	32.726	1:43.126	79	35.141	1:43.201
33	29.979	1:42.717	33	33.473	1:43.057	33	35.582	1:42.895
54	40.066	1:46.088	54	47.024	1:46.521	54	53.432	1:47.194
90	50.422	1:47.153	90	57.642	1:46.783	90	1:04.090	1:47.234
77	51.766	1:46.660	77	58.499	1:46.296	77	1:06.237	1:48.524
70	52.613	1:46.601	70	59.759	1:46.709	70	1:06.286	1:47.313
11	54.857	1:46.462	10	1:04.408	1:48.234	10	1:14.491	1:50.869
10	55.737	1:47.897	11	1:04.972	1:49.678	19	1:14.569	1:48.638
19	58.972	1:48.095	19	1:06.717	1:47.308	11	1:28.831	2:04.645
5	1:13.198	1:48.133	5	1:21.828	1:48.193	5	1:29.018	1:47.976
28	1:13.959	1:49.213	28	1:24.147	1:49.751	28	1:32.140	1:48.779

Weather / Track : Cloudy / Dry

Thruxton
 Circuit Length = 2.3560 miles
 Start: 17:06 End: 17:21

Delphi British Truck Racing Association Championship

RACE 10 - GRID

ROW 9	58 Andy LOVENBURY	
ROW 8	28 Jim BENNETT	25 Ben HORNE
ROW 7	11 David SMITH	5 Adam BINT
ROW 6	10 Paul CLARK	19 Trevor MARTIN
ROW 5	77 James AIKENHEAD	70 Brian BURT
ROW 4	54 Steven POWELL	90 Adam ATKINS
ROW 3	79 Luke TAYLOR	33 Steve THOMAS
ROW 2	37 Terry GIBBON	55 Graham POWELL
ROW 1	69 David JENKINS	95 Richard COLLETT
Pole		
		

Thruxton
Circuit Length = 2.3560 miles

These results are provisional until the conclusion of any judicial and technical matters.

Clerk of Course :		Timekeeper :
-------------------	--	--------------

Delphi British Truck Racing Association Championship

RACE 10 - CLASSIFICATION

POS	NO	CL	NAME	ENTRY	LAPS	TIME	GAP	DIFF	MPH	BEST	ON
1	69	A	David JENKINS	MAN TGA	8	13:19.773			84.83	1:39.368	5
2	37	A	Terry GIBBON	TGS	8	13:23.497	3.724	3.724	84.44	1:39.195	2
3	95	A	Richard COLLETT	MAN TGA	8	13:31.909	12.136	8.412	83.57	1:40.424	2
4	33	A	Steve THOMAS	MAN TGX	8	13:53.300	33.527	21.391	81.42	1:42.284	5
5	55	A	Graham POWELL	ERF ECX	8	13:56.152	36.379	2.852	81.14	1:42.172	6
6	79	A	Luke TAYLOR	Renault Premium	8	14:00.709	40.936	4.557	80.70	1:42.998	5
7	25	A	Ben HORNE	Volvo White Aerodyne	8	14:06.731	46.958	6.022	80.13	1:44.206	3
8	54	B	Steven POWELL	Ford Cargo	8	14:12.162	52.389	5.431	79.62	1:45.624	7
9	11	B	David SMITH	Foden Alpha	8	14:18.780	59.007	6.618	79.01	1:46.136	4
10	70	B	Brian BURT	Volvo White	8	14:20.914	1:01.141	2.134	78.81	1:46.242	5
11	10	B	Paul CLARK	Volvo FL10	8	14:34.361	1:14.588	13.447	77.60	1:47.660	3
12	5	B	Adam BINT	Volvo White	8	14:38.269	1:18.496	3.908	77.25	1:47.988	8
13	90	B	Adam ATKINS	Volvo White Road Boss 11	8	14:41.215	1:21.442	2.946	76.99	1:48.449	3
14	19	B	Trevor MARTIN	E.R.F. ES8	8	14:42.304	1:22.531	1.089	76.90	1:47.556	5
15	28	B	Jim BENNETT	Seddon Atkinson .	8	14:50.048	1:30.275	7.744	76.23	1:49.303	8

FASTEST LAP

37	A	Terry GIBBON	TGS	2	1:39.195	85.50 mph	137.60 kph
54	B	Steven POWELL	Ford Cargo	7	1:45.624	80.29 mph	129.22 kph

Weather / Track : Bright / Dry
 These results are provisional until the conclusion of any judicial and technical matters.

Thruxton
 Circuit Length = 2.3560 miles
 Start: 12:33 End: 12:48

Clerk of Course :	Timekeeper :
-------------------	--------------

Delphi British Truck Racing Association Championship
RACE 10 - LAP CHART

Lap 1			Lap 2			Lap 3			Lap 4			Lap 5		
No	Behind	Laptime	No	Behind	Laptime	No	Behind	Laptime	No	Behind	Laptime	No	Behind	Laptime
69		1:40.580	69		1:39.527	69		1:39.674	69		1:39.683	69		1:39.368
95	1.694	1:42.274	37	1.935	1:39.195	37	1.984	1:39.723	37	2.280	1:39.979	37	3.344	1:40.432
37	2.267	1:42.847	95	2.591	1:40.424	95	4.078	1:41.161	95	6.274	1:41.879	95	7.717	1:40.811
79	7.829	1:48.409	79	12.462	1:44.160	79	16.610	1:43.822	79	20.525	1:43.598	79	24.155	1:42.998
33	8.083	1:48.663	33	13.190	1:44.634	33	18.054	1:44.538	33	21.569	1:43.198	33	24.485	1:42.284
54	9.328	1:49.908	54	16.009	1:46.208	25	21.502	1:44.206	55	27.578	1:42.778	55	30.484	1:42.274
70	10.816	1:51.396	25	16.970	1:44.701	54	22.991	1:46.656	25	28.279	1:46.460	25	33.345	1:44.434
25	11.796	1:52.376	70	18.433	1:47.144	55	24.483	1:43.199	54	29.775	1:46.467	54	36.193	1:45.786
90	11.965	1:52.545	11	20.184	1:46.727	70	26.108	1:47.349	70	32.801	1:46.376	70	39.675	1:46.242
11	12.984	1:53.564	55	20.958	1:43.645	11	27.439	1:46.929	11	33.892	1:46.136	11	40.704	1:46.180
10	14.057	1:54.637	90	21.441	1:49.003	90	30.216	1:48.449	90	39.851	1:49.318	10	50.005	1:49.129
19	14.236	1:54.816	19	23.080	1:48.371	10	32.015	1:47.660	10	40.244	1:47.912	90	51.490	1:51.007
5	15.566	1:56.146	10	24.029	1:49.499	5	34.582	1:48.566	19	43.505	1:48.355	19	51.693	1:47.556
55	16.840	1:57.420	5	25.690	1:49.651	19	34.833	1:51.427	5	45.556	1:50.657	5	54.363	1:48.175
28	18.426	1:59.006	28	29.668	1:50.769	28	39.640	1:49.646	28	50.117	1:50.160	28	1:01.411	1:50.662

Weather / Track : Bright / Dry

Thrupton
Circuit Length = 2.3560 miles
Start: 12:33 End: 12:48

Delphi British Truck Racing Association Championship

RACE 10 - LAP CHART


Lap 6			Lap 7			Lap 8		
No	Behind	Laptime	No	Behind	Laptime	No	Behind	Laptime
69		1:40.383	69		1:40.193	69		1:40.365
37	2.664	1:39.703	37	3.166	1:40.695	37	3.724	1:40.923
95	9.679	1:42.345	95	10.263	1:40.777	95	12.136	1:42.238
33	27.951	1:43.849	33	31.009	1:43.251	33	33.527	1:42.883
79	29.939	1:46.167	55	34.499	1:42.419	55	36.379	1:42.245
55	32.273	1:42.172	79	36.130	1:46.384	79	40.936	1:45.171
25	38.284	1:45.322	25	42.777	1:44.686	25	46.958	1:44.546
54	41.486	1:45.676	54	46.917	1:45.624	54	52.389	1:45.837
70	45.878	1:46.586	11	52.973	1:46.641	11	59.007	1:46.399
11	46.525	1:46.204	70	52.998	1:47.313	70	1:01.141	1:48.508
10	58.144	1:48.522	10	1:06.449	1:48.498	10	1:14.588	1:48.504
90	1:01.298	1:50.191	90	1:10.430	1:49.325	5	1:18.496	1:47.988
5	1:02.210	1:48.230	5	1:10.873	1:48.856	90	1:21.442	1:51.377
19	1:02.377	1:51.067	19	1:11.294	1:49.110	19	1:22.531	1:51.602
28	1:10.473	1:49.445	28	1:21.337	1:51.057	28	1:30.275	1:49.303

Weather / Track : Bright / Dry

Thruxton
 Circuit Length = 2.3560 miles
 Start: 12:33 End: 12:48

Delphi British Truck Racing Association Championship

RACE 13 - GRID

ROW 9	77 James AIKENHEAD	
ROW 8	28 Jim BENNETT	58 Andy LOVENBURY
ROW 7	90 Adam ATKINS	19 Trevor MARTIN
ROW 6	10 Paul CLARK	5 Adam BINT
ROW 5	11 David SMITH	70 Brian BURT
ROW 4	25 Ben HORNE	54 Steven POWELL
ROW 3	55 Graham POWELL	79 Luke TAYLOR
ROW 2	95 Richard COLLETT	33 Steve THOMAS
ROW 1	69 David JENKINS	37 Terry GIBBON
Pole		
		

Thruxton
Circuit Length = 2.3560 miles

These results are provisional until the conclusion of any judicial and technical matters.

Clerk of Course :		Timekeeper :
-------------------	--	--------------

Delphi British Truck Racing Association Championship

RACE 13 - CLASSIFICATION

POS	NO	CL	NAME	ENTRY	LAPS	TIME	GAP	DIFF	MPH	BEST	ON
1	69	A	David JENKINS	MAN TGA	8	13:24.535			84.33	1:39.460	2
2	37	A	Terry GIBBON	TGS	8	13:26.743	2.208	2.208	84.10	1:39.918	4
3	95	A	Richard COLLETT	MAN TGA	8	13:28.474	3.939	1.731	83.92	1:40.007	2
4	55	A	Graham POWELL	ERF ECX	8	13:46.033	21.498	17.559	82.14	1:41.502	5
5	33	A	Steve THOMAS	MAN TGX	8	13:51.347	26.812	5.314	81.61	1:41.854	5
6	79	A	Luke TAYLOR	Renault Premium	8	13:53.661	29.126	2.314	81.39	1:43.010	5
7	25	A	Ben HORNE	Volvo White Aerodyne	8	14:06.809	42.274	13.148	80.12	1:41.972	5
8	11	B	David SMITH	Foden Alpha	8	14:09.501	44.966	2.692	79.87	1:44.804	3
9	54	B	Steven POWELL	Ford Cargo	8	14:09.717	45.182	0.216	79.85	1:44.985	3
10	10	B	Paul CLARK	Volvo FL10	8	14:29.130	1:04.595	19.413	78.06	1:46.856	2
11	5	B	Adam BINT	Volvo White	8	14:41.734	1:17.199	12.604	76.95	1:46.757	4
12	19	B	Trevor MARTIN	E.R.F. ES8	8	14:53.015	1:28.480	11.281	75.98	1:48.262	3
NOT CLASSIFIED											
DNF	70	B	Brian BURT	Volvo White	6	11:01.588	2 laps	2 laps	76.92	1:46.685	2
DNF	77	B	James AIKENHEAD	Ford Iveco	1	1:54.984	7 laps	5 laps	73.76		
DNF	28	B	Jim BENNETT	Seddon Atkinson .	1	1:58.327	7 laps	3.343	71.67		
FASTEST LAP											
69	A	David JENKINS	MAN TGA		2	1:39.460		85.27 mph		137.23 kph	
11	B	David SMITH	Foden Alpha		3	1:44.804		80.92 mph		130.24 kph	

Weather / Track : Bright / Dry
 These results are provisional until the conclusion of any judicial and technical matters.

Thruxton
 Circuit Length = 2.3560 miles
 Start: 15:02 End: 15:17

Clerk of Course :	Timekeeper :
-------------------	--------------

Delphi British Truck Racing Association Championship
RACE 13 - LAP CHART

Lap 1			Lap 2			Lap 3			Lap 4			Lap 5		
No	Behind	Laptime	No	Behind	Laptime	No	Behind	Laptime	No	Behind	Laptime	No	Behind	Laptime
69		1:40.923	69		1:39.460	69		1:40.032	69		1:39.899	69		1:39.965
37	0.983	1:41.906	37	1.484	1:39.961	37	1.643	1:40.191	37	1.662	1:39.918	37	1.624	1:39.927
95	2.010	1:42.933	95	2.557	1:40.007	95	2.622	1:40.097	95	3.222	1:40.499	95	4.514	1:41.257
33	4.320	1:45.243	25	8.305	1:43.347	25	11.037	1:42.764	55	13.855	1:42.119	55	15.392	1:41.502
25	4.418	1:45.341	55	8.763	1:43.465	55	11.635	1:42.904	25	14.545	1:43.407	25	16.552	1:41.972
55	4.758	1:45.681	33	9.782	1:44.922	33	12.473	1:42.723	33	14.923	1:42.349	33	16.812	1:41.854
79	8.018	1:48.941	79	11.988	1:43.430	79	15.113	1:43.157	79	18.783	1:43.569	79	21.828	1:43.010
11	9.919	1:50.842	11	15.834	1:45.375	11	20.606	1:44.804	11	26.500	1:45.793	11	32.243	1:45.708
54	10.510	1:51.433	54	16.251	1:45.201	54	21.204	1:44.985	54	27.369	1:46.064	54	33.130	1:45.726
10	12.070	1:52.993	10	19.466	1:46.856	10	27.308	1:47.874	10	34.874	1:47.465	10	43.188	1:48.279
70	12.959	1:53.882	70	20.184	1:46.685	70	29.873	1:49.721	5	38.098	1:46.757	70	49.106	1:49.764
77	14.061	1:54.984	5	22.741	1:47.233	5	31.240	1:48.531	70	39.307	1:49.333	5	56.854	1:58.721
5	14.968	1:55.891	19	27.785	1:49.736	19	36.015	1:48.262	19	45.852	1:49.736	19	1:00.796	1:54.909
28	17.404	1:58.327												
19	17.509	1:58.432												

Weather / Track : Bright / Dry

Thruxton
 Circuit Length = 2.3560 miles
 Start: 15:02 End: 15:17

Delphi British Truck Racing Association Championship
RACE 13 - LAP CHART


Lap 6			Lap 7			Lap 8		
No	Behind	Laptime	No	Behind	Laptime	No	Behind	Laptime
69		1:40.357	69		1:41.567	69		1:42.332
37	4.042	1:42.775	37	3.465	1:40.990	37	2.208	1:41.075
95	4.901	1:40.744	95	4.468	1:41.134	95	3.939	1:41.803
55	17.918	1:42.883	55	19.563	1:43.212	55	21.498	1:44.267
79	25.274	1:43.803	33	26.515	1:42.554	33	26.812	1:42.629
33	25.528	1:49.073	79	27.985	1:44.278	79	29.126	1:43.473
25	29.930	1:53.735	25	38.244	1:49.881	25	42.274	1:46.362
11	37.758	1:45.872	11	41.863	1:45.672	11	44.966	1:45.435
54	37.951	1:45.178	54	42.293	1:45.909	54	45.182	1:45.221
10	50.958	1:48.127	10	57.477	1:48.086	10	1:04.595	1:49.450
70	1:00.952	1:52.203	5	1:12.235	1:48.200	5	1:17.199	1:47.296
5	1:05.602	1:49.105	19	1:22.462	1:49.264	19	1:28.480	1:48.350
19	1:14.765	1:54.326						

Weather / Track : Bright / Dry

Thruxton
 Circuit Length = 2.3560 miles
 Start: 15:02 End: 15:17

Thrupton Truck Cup Race

RACE 17 - GRID

ROW 8	25 Ben HORNE	
ROW 7	77 James AIKENHEAD	28 Jim BENNETT
ROW 6	19 Trevor MARTIN	70 Brian BURT
ROW 5	10 Paul CLARK	5 Adam BINT
ROW 4	11 David SMITH	54 Steven POWELL
ROW 3	33 Steve THOMAS	79 Luke TAYLOR
ROW 2	95 Richard COLLETT	55 Graham POWELL
ROW 1	69 David JENKINS	37 Terry GIBBON
Pole		
		

Thrupton
Circuit Length = 2.3560 miles

These results are provisional until the conclusion of any judicial and technical matters.

Clerk of Course :		Timekeeper :
-------------------	--	--------------

Thruxton Truck Cup Race

RACE 17 - CLASSIFICATION

POS	NO	CL	NAME	ENTRY	LAPS	TIME	GAP	DIFF	MPH	BEST	ON
1	37	A	Terry GIBBON	TGS	5	8:24.865			83.99	1:39.693	2
2	95	A	Richard COLLETT	MAN TGA	5	8:26.677	1.812	1.812	83.69	1:40.733	3
3	69	A	David JENKINS	MAN TGA	5	8:28.884	4.019	2.207	83.33	1:39.693	3
4	55	A	Graham POWELL	ERF ECX	5	8:30.958	6.093	2.074	82.99	1:41.451	2
5	33	A	Steve THOMAS	MAN TGX	5	8:32.245	7.380	1.287	82.78	1:41.409	4
6	79	A	Luke TAYLOR	Renault Premium	5	8:36.125	11.260	3.880	82.16	1:41.717	5
7	25	A	Ben HORNE	Volvo White Aerodyne	5	8:52.256	27.391	16.131	79.67	1:44.382	2
8	54	B	Steven POWELL	Ford Cargo	5	8:54.863	29.998	2.607	79.28	1:45.249	3
9	10	B	Paul CLARK	Volvo FL10	5	9:05.982	41.117	11.119	77.67	1:47.676	3
10	19	B	Trevor MARTIN	E.R.F. ES8	5	9:06.264	41.399	0.282	77.63	1:47.708	5
11	5	B	Adam BINT	Volvo White	5	9:09.427	44.562	3.163	77.18	1:46.427	5
NOT CLASSIFIED											
DNF	11	B	David SMITH	Foden Alpha	3	8:27.034	2 laps	2 laps	50.18	1:49.844	2
FASTEST LAP											
37	A	Terry GIBBON	TGS	2	1:39.693	85.07 mph	136.91 kph				
69	A	David JENKINS	MAN TGA	3	1:39.693	85.07 mph	136.91 kph				
54	B	Steven POWELL	Ford Cargo	3	1:45.249	80.58 mph	129.69 kph				

Weather / Track : Sunny / Dry
 These results are provisional until the conclusion of any judicial and technical matters.

Thruxton
 Circuit Length = 2.3560 miles
 Start: 17:23 End: 17:35

Clerk of Course :	Timekeeper :
-------------------	--------------

Thruxton Truck Cup Race
RACE 17 - LAP CHART

Lap 1			Lap 2			Lap 3			Lap 4			Lap 5		
No	Behind	Laptime	No	Behind	Laptime	No	Behind	Laptime	No	Behind	Laptime	No	Behind	Laptime
37		1:41.642	37		1:39.693	37		1:40.080	37		1:42.595	37		1:40.855
69	0.388	1:42.030	69	0.457	1:39.762	69	0.070	1:39.693	95	1.750	1:41.053	95	1.812	1:40.917
95	1.592	1:43.234	95	2.639	1:40.740	95	3.292	1:40.733	69	3.435	1:45.960	11	2 LAPS	4:43.942
55	2.410	1:44.052	55	4.168	1:41.451	55	5.746	1:41.658	55	5.189	1:42.038	69	4.019	1:41.439
33	3.423	1:45.065	33	5.704	1:41.974	33	7.538	1:41.914	33	6.352	1:41.409	55	6.093	1:41.759
79	5.615	1:47.257	79	8.353	1:42.431	79	10.848	1:42.575	79	10.398	1:42.145	33	7.380	1:41.883
54	8.914	1:50.556	25	14.951	1:44.382	25	19.357	1:44.486	25	22.264	1:45.502	79	11.260	1:41.717
25	10.262	1:51.904	54	15.838	1:46.617	54	21.007	1:45.249	54	24.674	1:46.262	25	27.391	1:45.982
11	11.606	1:53.248	10	20.584	1:48.402	10	28.180	1:47.676	10	34.006	1:48.421	54	29.998	1:46.179
10	11.875	1:53.517	19	20.981	1:48.407	19	29.199	1:48.298	19	34.546	1:47.942	10	41.117	1:47.966
19	12.267	1:53.909	11	21.757	1:49.844	5	32.773	1:50.025	5	38.990	1:48.812	19	41.399	1:47.708
5	14.999	1:56.641	5	22.828	1:47.522							5	44.562	1:46.427

Weather / Track : Sunny / Dry

Thruxton
 Circuit Length = 2.3560 miles
 Start: 17:23 End: 17:35

Pickup Truck Racing Championship

FREE PRACTICE - CLASSIFICATION

POS	NO	CL	NAME	ENTRY	TIME	ON	LAPS	GAP	DIFF	MPH
1	22		Nic GRINDROD	Pickup Truck	1:24.156	8	9			100.78
2	16		Steve DANCE	Pickup Truck	1:24.728	9	9	0.572	0.572	100.10
3	63		Phil WHITE	Pickup Truck	1:25.768	2	4	1.612	1.040	98.88
4	93		Michael SMITH	Pickup Truck	1:25.813	5	8	1.657	0.045	98.83
5	23		David LONGHURST	Pickup Truck	1:26.403	8	9	2.247	0.590	98.16
6	2		Dave BRIGGS	Pickup Truck	1:26.549	6	6	2.393	0.146	97.99
7	98		Anthony HAWKINS	Pickup Truck	1:27.435	5	7	3.279	0.886	97.00
8	8		David O'REGAN	Pickup Truck	1:27.537	9	9	3.381	0.102	96.89
9	41		Carl BOARDLEY	Pickup Truck	1:27.819	5	6	3.663	0.282	96.58
10	36		Nick WHITE	Pickup Truck	1:28.942	6	9	4.786	1.123	95.36
11	69		Lee ROGERS	Pickup Truck	1:29.375	3	4	5.219	0.433	94.89
12	37		Neil TRESSLER	Pickup Truck	1:30.322	3	6	6.166	0.947	93.90
13	7		Tony MUMFORD	Pickup Truck	1:31.141	6	7	6.985	0.819	93.05
14	33		Danny BROSANAN	Pickup Truck	1:34.645	6	7	10.489	3.504	89.61
15	20		Charlie WEAVER	Pickup Truck	1:34.801	2	4	10.645	0.156	89.46
16	12		Paul TOMPKINS	Pickup Truck	1:35.424	4	7	11.268	0.623	88.88

Trucks 7, 8, 33 - Please fit timing transponder

Weather / Track : Cloudy / Dry

These results are provisional until the conclusion of any judicial and technical matters.

Thruxton

Circuit Length = 2.3560 miles

Start: 09:48 End: 10:07

Clerk of Course :

Timekeeper :

Pickup Truck Racing Championship

FREE PRACTICE - LAP ANALYSIS

2	Dave BRIGGS Pickup Truck - Driver						
1 -	1:30.083	+ 3.534	9:52:21.679	4 -	1:27.136	+ 0.587	9:56:45.248
2 -	1:29.294	+ 2.745	9:53:50.973	5 -	6:45.767	+ 5:19.218	10:03:31.015
3 -	1:27.139	+ 0.590	9:55:18.112	6 -	1:26.549		10:04:57.564
7	Tony MUMFORD Pickup Truck - Driver						
1 -	1:37.073	+ 5.932	9:53:02.241	5 -	3:04.226	+ 1:33.085	10:00:44.920
2 -	1:33.585	+ 2.444	9:54:35.826	6 -	1:31.141		10:02:16.061
3 -	1:32.772	+ 1.631	9:56:08.598	7 -	1:34.060	+ 2.919	10:03:50.121
4 -	1:32.096	+ 0.955	9:57:40.694				
8	David O'REGAN Pickup Truck - John O'Regan Courier						
1 -	1:34.979	+ 7.442	9:52:50.830	6 -	1:30.401	+ 2.864	10:00:31.724
2 -	1:31.708	+ 4.171	9:54:22.538	7 -	1:29.421	+ 1.884	10:02:01.145
3 -	1:33.631	+ 6.094	9:55:56.169	8 -	1:30.157	+ 2.620	10:03:31.302
4 -	1:33.585	+ 6.048	9:57:29.754	9 -	1:27.537		10:04:58.839
5 -	1:31.569	+ 4.032	9:59:01.323				
12	Paul TOMPKINS Pickup Truck - Driver						
1 -	1:44.184	+ 8.760	9:52:47.416	5 -	1:48.628	+ 13.204	9:59:24.848
2 -	1:37.021	+ 1.597	9:54:24.437	6 -	1:38.299	+ 2.875	10:01:03.147
3 -	1:36.359	+ 0.935	9:56:00.796	7 -	1:39.621	+ 4.197	10:02:42.768
4 -	1:35.424		9:57:36.220				
16	Steve DANCE Pickup Truck - Total Tyres / Grabloader						
1 -	1:37.088	+ 12.360	9:53:01.151	6 -	1:28.303	+ 3.575	10:00:16.268
2 -	1:29.017	+ 4.289	9:54:30.168	7 -	1:25.289	+ 0.561	10:01:41.557
3 -	1:26.002	+ 1.274	9:55:56.170	8 -	1:24.755	+ 0.027	10:03:06.312
4 -	1:26.837	+ 2.109	9:57:23.007	9 -	1:24.728		10:04:31.040
5 -	1:24.958	+ 0.230	9:58:47.965				
20	Charlie WEAVER Pickup Truck - Weaver Brothers Roofing						
1 -	1:40.678	+ 5.877	9:52:57.771	3 -	4:51.654	+ 3:16.853	9:59:24.226
2 -	1:34.801		9:54:32.572	4 -	5:02.112	+ 3:27.311	10:04:26.338
22	Nic GRINDROD Pickup Truck - Viking Vauxhall						
1 -	1:29.380	+ 5.224	9:52:34.999	6 -	1:25.125	+ 0.969	9:59:42.615
2 -	1:26.419	+ 2.263	9:54:01.418	7 -	1:25.448	+ 1.292	10:01:08.063
3 -	1:25.949	+ 1.793	9:55:27.367	8 -	1:24.156		10:02:32.219
4 -	1:25.078	+ 0.922	9:56:52.445	9 -	1:25.004	+ 0.848	10:03:57.223
5 -	1:25.045	+ 0.889	9:58:17.490				
23	David LONGHURST Pickup Truck - West Park Contracting Ltd						
1 -	1:32.931	+ 6.528	9:52:29.277	6 -	1:27.703	+ 1.300	9:59:50.784
2 -	1:29.013	+ 2.610	9:53:58.290	7 -	1:26.939	+ 0.536	10:01:17.723
3 -	1:30.694	+ 4.291	9:55:28.984	8 -	1:26.403		10:02:44.126
4 -	1:27.463	+ 1.060	9:56:56.447	9 -	1:29.505	+ 3.102	10:04:13.631
5 -	1:26.634	+ 0.231	9:58:23.081				
33	Danny BROSANAN Pickup Truck - BC Auto Electrics						
1 -	1:38.739	+ 4.094	9:52:31.062	5 -	1:37.223	+ 2.578	9:59:02.373
2 -	1:39.932	+ 5.287	9:54:10.994	6 -	1:34.645		10:00:37.018
3 -	1:36.673	+ 2.028	9:55:47.667	7 -	1:37.719	+ 3.074	10:02:14.737
4 -	1:37.483	+ 2.838	9:57:25.150				
36	Nick WHITE Pickup Truck - Denham Car Centre						
1 -	1:36.429	+ 7.487	9:52:43.536	6 -	1:28.942		10:00:20.114
2 -	1:33.819	+ 4.877	9:54:17.355	7 -	1:29.176	+ 0.234	10:01:49.290
3 -	1:30.813	+ 1.871	9:55:48.168	8 -	1:29.310	+ 0.368	10:03:18.600
4 -	1:33.208	+ 4.266	9:57:21.376	9 -	1:29.175	+ 0.233	10:04:47.775
5 -	1:29.796	+ 0.854	9:58:51.172				

Trucks 7, 8, 33 - Please fit timing transponder

Weather / Track : Cloudy / Dry

Thruxton

Circuit Length = 2.3560 miles

Start: 09:48 End: 10:07

Pickup Truck Racing Championship

FREE PRACTICE - LAP ANALYSIS

37	Neil TRESSLER		Pickup Truck - Wizard Embroidery				
1 -	1:34.230	+ 3.908	9:52:30.065	4 -	1:31.188	+ 0.866	9:57:15.388
2 -	1:43.813	+ 13.491	9:54:13.878	5 -	1:31.734	+ 1.412	9:58:47.122
3 -	1:30.322		9:55:44.200	6 -	1:31.455	+ 1.133	10:00:18.577
41	Carl BOARDLEY		Pickup Truck - B&R Bodyworks				
1 -	1:33.890	+ 6.071	9:52:48.993	4 -	1:30.541	+ 2.722	9:57:19.475
2 -	1:30.672	+ 2.853	9:54:19.665	5 -	1:27.819		9:58:47.294
3 -	1:29.269	+ 1.450	9:55:48.934	6 -	4:22.833	+ 2:55.014	10:03:10.127
63	Phil WHITE		Pickup Truck - Pinks Gentlemans Club Windsor				
1 -	1:26.717	+ 0.949	9:52:20.383	3 -	1:25.798	+ 0.030	9:55:11.949
2 -	1:25.768		9:53:46.151	4 -	1:25.985	+ 0.217	9:56:37.934
69	Lee ROGERS		Pickup Truck - Vinnarry Property Design Solutions				
1 -	1:34.488	+ 5.113	9:52:24.955	3 -	1:29.375		9:55:24.583
2 -	1:30.253	+ 0.878	9:53:55.208	4 -	8:11.490	+ 6:42.115	10:03:36.073
93	Michael SMITH		Pickup Truck - Offshore Fuels				
1 -	1:33.376	+ 7.563	9:52:57.552	5 -	1:25.813		9:58:49.830
2 -	1:30.098	+ 4.285	9:54:27.650	6 -	1:26.883	+ 1.070	10:00:16.713
3 -	1:29.423	+ 3.610	9:55:57.073	7 -	1:26.374	+ 0.561	10:01:43.087
4 -	1:26.944	+ 1.131	9:57:24.017	8 -	1:26.333	+ 0.520	10:03:09.420
98	Anthony HAWKINS		Pickup Truck - Rockingham Motor Speedway				
1 -	1:33.875	+ 6.440	9:52:49.275	5 -	1:27.435		9:58:47.864
2 -	1:30.934	+ 3.499	9:54:20.209	6 -	1:28.593	+ 1.158	10:00:16.457
3 -	1:29.462	+ 2.027	9:55:49.671	7 -	1:27.775	+ 0.340	10:01:44.232
4 -	1:30.758	+ 3.323	9:57:20.429				

Trucks 7, 8, 33 - Please fit timing transponder

Weather / Track : Cloudy / Dry

Thruxton
Circuit Length = 2.3560 miles
Start: 09:48 End: 10:07

Pickup Truck Racing Championship

QUALIFYING - FIRST 10 MINUTES - CLASSIFICATION

POS	NO	CL	NAME	ENTRY	TIME	ON	LAPS	GAP	DIFF	MPH
1	22		Nic GRINDROD	Pickup Truck	1:24.438	1	6			100.44
2	93		Michael SMITH	Pickup Truck	1:24.794	2	6	0.356	0.356	100.02
3	63		Phil WHITE	Pickup Truck	1:24.801	2	6	0.363	0.007	100.01
4	16		Steve DANCE	Pickup Truck	1:24.977	3	6	0.539	0.176	99.81
5	41		Carl BOARDLEY	Pickup Truck	1:24.998	4	6	0.560	0.021	99.78
6	2		Dave BRIGGS	Pickup Truck	1:26.200	2	6	1.762	1.202	98.39
7	98		Anthony HAWKINS	Pickup Truck	1:26.669	6	6	2.231	0.469	97.86
8	69		Lee ROGERS	Pickup Truck	1:27.344	6	6	2.906	0.675	97.10
9	36		Nick WHITE	Pickup Truck	1:27.700	3	6	3.262	0.356	96.71
10	20		Charlie WEAVER	Pickup Truck	1:27.880	4	6	3.442	0.180	96.51
11	37		Neil TRESSLER	Pickup Truck	1:29.054	4	7	4.616	1.174	95.24
12	7		Tony MUMFORD	Pickup Truck	1:29.554	2	6	5.116	0.500	94.70
13	12		Paul TOMPKINS	Pickup Truck	1:30.667	1	5	6.229	1.113	93.54
14	8		David O'REGAN	Pickup Truck	1:30.922	1	4	6.484	0.255	93.28
15	33		Danny BROSANAN	Pickup Truck	1:32.576	3	6	8.138	1.654	91.61

Weather / Track : Cloudy / Dry
 These results are provisional until the conclusion of any judicial and technical matters.

Thrupton
 Circuit Length = 2.3560 miles
 Start: 17:28 End: 17:50

Clerk of Course :		Timekeeper :
-------------------	--	--------------

Pickup Truck Racing Championship
QUALIFYING - SECOND 10 MINUTES - CLASSIFICATION

POS	NO	CL	NAME	ENTRY	TIME	ON	LAPS	GAP	DIFF	MPH
1	22		Nic GRINDROD	Pickup Truck	1:25.013	1	6			99.76
2	41		Carl BOARDLEY	Pickup Truck	1:25.154	5	6	0.141	0.141	99.60
3	16		Steve DANCE	Pickup Truck	1:25.301	6	6	0.288	0.147	99.43
4	63		Phil WHITE	Pickup Truck	1:26.158	1	7	1.145	0.857	98.44
5	93		Michael SMITH	Pickup Truck	1:26.380	6	7	1.367	0.222	98.18
6	98		Anthony HAWKINS	Pickup Truck	1:26.735	3	3	1.722	0.355	97.78
7	2		Dave BRIGGS	Pickup Truck	1:27.070	6	6	2.057	0.335	97.41
8	69		Lee ROGERS	Pickup Truck	1:27.192	7	7	2.179	0.122	97.27
9	36		Nick WHITE	Pickup Truck	1:27.545	1	6	2.532	0.353	96.88
10	7		Tony MUMFORD	Pickup Truck	1:27.851	1	6	2.838	0.306	96.54
11	20		Charlie WEAVER	Pickup Truck	1:28.479	2	6	3.466	0.628	95.85
12	37		Neil TRESSLER	Pickup Truck	1:28.777	4	5	3.764	0.298	95.53
13	12		Paul TOMPKINS	Pickup Truck	1:30.427	1	7	5.414	1.650	93.79
14	33		Danny BROSANAN	Pickup Truck	1:35.046	2	2	10.033	4.619	89.23
15	8		David O'REGAN	Pickup Truck		0	1			

Weather / Track : Cloudy / Dry
 These results are provisional until the conclusion of any judicial and technical matters.

Thruxton
 Circuit Length = 2.3560 miles
 Start: 17:38 End: 17:50

Clerk of Course :		Timekeeper :
-------------------	--	--------------

Pickup Truck Racing Championship

QUALIFYING - LAP ANALYSIS

2	Dave BRIGGS						Pickup Truck - Driver		
1 -	1:27.630			17:32:11.086	7 -	1:29.901	+ 3.701	17:40:53.762	
2 -	1:26.200			17:33:37.286	8 -	1:27.369	+ 1.169	17:42:21.131	
3 -	1:26.857	+ 0.657		17:35:04.143	9 -	3:04.627 P	+ 1:38.427	17:45:25.758	
4 -	1:26.351	+ 0.151		17:36:30.494	10 -	1:35.830	+ 9.630	17:47:01.588	
5 -	1:26.638	+ 0.438		17:37:57.132	11 -	1:28.101	+ 1.901	17:48:29.689	
6 -	1:26.729	+ 0.529		17:39:23.861	12 -	1:27.070	+ 0.870	17:49:56.759	
7	Tony MUMFORD						Pickup Truck - Driver		
1 -	1:34.361	+ 6.510		17:32:00.190	7 -	1:27.851		17:41:18.860	
2 -	1:29.554	+ 1.703		17:33:29.744	8 -	1:29.187	+ 1.336	17:42:48.047	
3 -	1:29.659	+ 1.808		17:34:59.403	9 -	1:44.947	+ 17.096	17:44:32.994	
4 -	1:39.792	+ 11.941		17:36:39.195	10 -	1:32.692	+ 4.841	17:46:05.686	
5 -	1:40.113	+ 12.262		17:38:19.308	11 -	1:29.089	+ 1.238	17:47:34.775	
6 -	1:31.701	+ 3.850		17:39:51.009	12 -	1:29.574	+ 1.723	17:49:04.349	
8	David O'REGAN						Pickup Truck - John O'Regan Courier		
1 -	1:30.922			17:32:04.196	3 -	6:46.762 P	+ 5:15.840	17:40:37.917	
2 -	1:46.959	+ 16.037		17:33:51.155	4 -	1:46.231	+ 15.309	17:42:24.148	
12	Paul TOMPKINS						Pickup Truck - Driver		
1 -	1:30.667	+ 0.240		17:32:08.923	7 -	1:30.579	+ 0.152	17:42:28.249	
2 -	1:34.981	+ 4.554		17:33:43.904	8 -	1:30.712	+ 0.285	17:43:58.961	
3 -	1:32.507	+ 2.080		17:35:16.411	9 -	1:31.202	+ 0.775	17:45:30.163	
4 -	2:32.452 P	+ 1:02.025		17:37:48.863	10 -	1:30.829	+ 0.402	17:47:00.992	
5 -	1:38.380	+ 7.953		17:39:27.243	11 -	1:31.245	+ 0.818	17:48:32.237	
6 -	1:30.427			17:40:57.670	12 -	1:47.427 P	+ 17.000	17:50:19.664	
16	Steve DANCE						Pickup Truck - Total Tyres / Grabloader		
1 -	1:28.272	+ 3.295		17:32:34.239	7 -	1:25.857	+ 0.880	17:41:08.147	
2 -	1:25.215	+ 0.238		17:33:59.454	8 -	1:25.927	+ 0.950	17:42:34.074	
3 -	1:24.977			17:35:24.431	9 -	1:26.860	+ 1.883	17:44:00.934	
4 -	1:26.116	+ 1.139		17:36:50.547	10 -	1:26.431	+ 1.454	17:45:27.365	
5 -	1:26.682	+ 1.705		17:38:17.229	11 -	1:25.781	+ 0.804	17:46:53.146	
6 -	1:25.061	+ 0.084		17:39:42.290	12 -	1:25.301	+ 0.324	17:48:18.447	
20	Charlie WEAVER						Pickup Truck - Weaver Brothers Roofing		
1 -	1:31.402	+ 3.522		17:32:13.692	7 -	1:29.006	+ 1.126	17:41:08.108	
2 -	1:31.823	+ 3.943		17:33:45.515	8 -	1:28.479	+ 0.599	17:42:36.587	
3 -	1:29.817	+ 1.937		17:35:15.332	9 -	1:29.196	+ 1.316	17:44:05.783	
4 -	1:27.880			17:36:43.212	10 -	1:39.833	+ 11.953	17:45:45.616	
5 -	1:27.954	+ 0.074		17:38:11.166	11 -	1:28.828	+ 0.948	17:47:14.444	
6 -	1:27.936	+ 0.056		17:39:39.102	12 -	1:30.355	+ 2.475	17:48:44.799	
22	Nic GRINDROD						Pickup Truck - Viking Vauxhall		
1 -	1:24.438			17:32:14.176	7 -	1:25.013	+ 0.575	17:40:44.892	
2 -	1:25.779	+ 1.341		17:33:39.955	8 -	1:25.321	+ 0.883	17:42:10.213	
3 -	1:24.990	+ 0.552		17:35:04.945	9 -	2:42.044 P	+ 1:17.606	17:44:52.257	
4 -	1:24.753	+ 0.315		17:36:29.698	10 -	1:30.295	+ 5.857	17:46:22.552	
5 -	1:24.896	+ 0.458		17:37:54.594	11 -	1:25.279	+ 0.841	17:47:47.831	
6 -	1:25.285	+ 0.847		17:39:19.879	12 -	1:25.132	+ 0.694	17:49:12.963	
33	Danny BROSANAN						Pickup Truck - BC Auto Electrics		
1 -	1:36.372	+ 3.796		17:32:12.583	5 -	2:25.576 P	+ 53.000	17:39:17.382	
2 -	1:33.710	+ 1.134		17:33:46.293	6 -	1:38.751	+ 6.175	17:40:56.133	
3 -	1:32.576			17:35:18.869	7 -	1:35.046	+ 2.470	17:42:31.179	
4 -	1:32.937	+ 0.361		17:36:51.806					
36	Nick WHITE						Pickup Truck - Denham Car Centre		
1 -	1:29.241	+ 1.696		17:32:27.138	7 -	1:27.545		17:41:17.751	
2 -	1:28.369	+ 0.824		17:33:55.507	8 -	1:28.493	+ 0.948	17:42:46.244	

Weather / Track : Cloudy / Dry

Thrupton
Circuit Length = 2.3560 miles
Start: 17:28 End: 17:50

Pickup Truck Racing Championship

QUALIFYING - LAP ANALYSIS

3 -	1:27.700	+ 0.155	17:35:23.207	9 -	1:27.872	+ 0.327	17:44:14.116
4 -	1:28.735	+ 1.190	17:36:51.942	10 -	1:28.674	+ 1.129	17:45:42.790
5 -	1:29.027	+ 1.482	17:38:20.969	11 -	1:27.950	+ 0.405	17:47:10.740
6 -	1:29.237	+ 1.692	17:39:50.206	12 -	1:54.688	+ 27.143	17:49:05.428
37	Neil TRESSLER			Pickup Truck - Wizard Embroidery			
1 -	1:32.800	+ 4.023	17:32:05.952	7 -	1:37.125	+ 8.348	17:43:05.299
2 -	1:31.119	+ 2.342	17:33:37.071	8 -	1:30.298	+ 1.521	17:44:35.597
3 -	1:30.091	+ 1.314	17:35:07.162	9 -	1:29.840	+ 1.063	17:46:05.437
4 -	1:29.054	+ 0.277	17:36:36.216	10 -	1:28.777		17:47:34.214
5 -	1:31.296	+ 2.519	17:38:07.512	11 -	1:29.882	+ 1.105	17:49:04.096
6 -	3:20.662 P	+ 1:51.885	17:41:28.174				
41	Carl BOARDLEY			Pickup Truck - B&R Bodyworks			
1 -	1:27.024	+ 2.026	17:31:58.791	7 -	2:06.099 P	+ 41.101	17:41:27.639
2 -	1:25.176	+ 0.178	17:33:23.967	8 -	1:51.305	+ 26.307	17:43:18.944
3 -	1:41.730	+ 16.732	17:35:05.697	9 -	1:54.135	+ 29.137	17:45:13.079
4 -	1:24.998		17:36:30.695	10 -	1:32.175	+ 7.177	17:46:45.254
5 -	1:25.648	+ 0.650	17:37:56.343	11 -	1:25.154	+ 0.156	17:48:10.408
6 -	1:25.197	+ 0.199	17:39:21.540	12 -	1:25.802	+ 0.804	17:49:36.210
63	Phil WHITE			Pickup Truck - Pinks Gentlemans Club Windsor			
1 -	1:25.492	+ 0.691	17:32:23.040	8 -	1:26.810	+ 2.009	17:42:23.349
2 -	1:24.801		17:33:47.841	9 -	1:26.556	+ 1.755	17:43:49.905
3 -	1:25.684	+ 0.883	17:35:13.525	10 -	1:27.377	+ 2.576	17:45:17.282
4 -	1:25.288	+ 0.487	17:36:38.813	11 -	1:28.003	+ 3.202	17:46:45.285
5 -	1:25.895	+ 1.094	17:38:04.708	12 -	1:27.980	+ 3.179	17:48:13.265
6 -	1:25.673	+ 0.872	17:39:30.381	13 -	1:26.563	+ 1.762	17:49:39.828
7 -	1:26.158	+ 1.357	17:40:56.539				
69	Lee ROGERS			Pickup Truck - Vinnary Property Design Solutions			
1 -	1:28.944	+ 1.752	17:32:19.927	8 -	1:27.395	+ 0.203	17:42:37.069
2 -	1:27.931	+ 0.739	17:33:47.858	9 -	1:28.561	+ 1.369	17:44:05.630
3 -	1:28.851	+ 1.659	17:35:16.709	10 -	1:28.196	+ 1.004	17:45:33.826
4 -	1:28.053	+ 0.861	17:36:44.762	11 -	1:28.517	+ 1.325	17:47:02.343
5 -	1:29.767	+ 2.575	17:38:14.529	12 -	1:27.834	+ 0.642	17:48:30.177
6 -	1:27.344	+ 0.152	17:39:41.873	13 -	1:27.192		17:49:57.369
7 -	1:27.801	+ 0.609	17:41:09.674				
93	Michael SMITH			Pickup Truck - Offshore Fuels			
1 -	1:27.001	+ 2.207	17:32:23.683	8 -	1:27.011	+ 2.217	17:42:25.888
2 -	1:24.794		17:33:48.477	9 -	1:27.178	+ 2.384	17:43:53.066
3 -	1:25.909	+ 1.115	17:35:14.386	10 -	1:26.714	+ 1.920	17:45:19.780
4 -	1:25.567	+ 0.773	17:36:39.953	11 -	1:26.933	+ 2.139	17:46:46.713
5 -	1:26.381	+ 1.587	17:38:06.334	12 -	1:26.380	+ 1.586	17:48:13.093
6 -	1:26.006	+ 1.212	17:39:32.340	13 -	1:27.213	+ 2.419	17:49:40.306
7 -	1:26.537	+ 1.743	17:40:58.877				
98	Anthony HAWKINS			Pickup Truck - Rockingham Motor Speedway			
1 -	1:27.399	+ 0.730	17:32:08.241	6 -	1:26.669		17:39:24.228
2 -	1:27.029	+ 0.360	17:33:35.270	7 -	1:28.637	+ 1.968	17:40:52.865
3 -	1:26.838	+ 0.169	17:35:02.108	8 -	1:27.753	+ 1.084	17:42:20.618
4 -	1:27.365	+ 0.696	17:36:29.473	9 -	1:26.735	+ 0.066	17:43:47.353
5 -	1:28.086	+ 1.417	17:37:57.559				

Weather / Track : Cloudy / Dry

Thruxton
Circuit Length = 2.3560 miles
Start: 17:28 End: 17:50

Pickup Truck Racing Championship

RACE 9 - CLASSIFICATION

POS	NO	CL	NAME	ENTRY	LAPS	TIME	GAP	DIFF	MPH	BEST	ON
1	22		Nic GRINDROD	Pickup Truck	12	17:14.271			98.40	1:25.179	3
2	41		Carl BOARDLEY	Pickup Truck	12	17:14.537	0.266	0.266	98.38	1:25.191	11
3	93		Michael SMITH	Pickup Truck	12	17:20.529	6.258	5.992	97.81	1:25.375	3
4	16		Steve DANCE	Pickup Truck	12	17:27.606	13.335	7.077	97.15	1:25.324	8
5	63		Phil WHITE	Pickup Truck	12	17:36.154	21.883	8.548	96.36	1:25.559	4
6	98		Anthony HAWKINS	Pickup Truck	12	17:36.385	22.114	0.231	96.34	1:25.459	3
7	2		Dave BRIGGS	Pickup Truck	12	17:40.572	26.301	4.187	95.96	1:26.283	2
8	23		David LONGHURST	Pickup Truck	12	17:44.751	30.480	4.179	95.58	1:26.968	4
9	69		Lee ROGERS	Pickup Truck	12	17:54.936	40.665	10.185	94.68	1:27.853	3
10	37		Neil TRESSLER	Pickup Truck	12	18:03.790	49.519	8.854	93.91	1:29.147	6
11	20		Charlie WEAVER	Pickup Truck	12	18:04.112	49.841	0.322	93.88	1:28.100	2
12	12		Paul TOMPKINS	Pickup Truck	12	18:05.540	51.269	1.428	93.75	1:28.499	6
13	36		Nick WHITE	Pickup Truck	12	18:16.196	1:01.925	10.656	92.84	1:27.624	3
14	7		Tony MUMFORD	Pickup Truck	12	18:59.041	1:44.770	42.845	89.35	1:28.586	6
15	33		Danny BROSNAN	Pickup Truck	10	17:41.953	2 laps	2 laps	79.86	1:31.446	2
NOT CLASSIFIED											
DNF	8		David O'REGAN	Pickup Truck	8	12:38.712	4 laps	2 laps	89.43	1:27.242	3
FASTEST LAP											
	22		Nic GRINDROD	Pickup Truck	3	1:25.179			99.57 mph	160.24 kph	

Weather / Track : Bright / Dry
 These results are provisional until the conclusion of any judicial and technical matters.

Thruxton
 Circuit Length = 2.3560 miles
 Start: 11:58 End: 12:17

Clerk of Course :	Timekeeper :
-------------------	--------------

Pickup Truck Racing Championship

RACE 9 - LAP CHART

Lap 1			Lap 2			Lap 3			Lap 4			Lap 5		
No	Behind	Laptime	No	Behind	Laptime	No	Behind	Laptime	No	Behind	Laptime	No	Behind	Laptime
93		1:29.987	22		1:25.260	22		1:25.179	22		1:25.221	22		1:25.754
98	0.316	1:30.303	93	0.399	1:26.117	93	0.595	1:25.375	93	0.780	1:25.406	93	0.662	1:25.636
22	0.458	1:30.445	98	0.943	1:26.345	98	1.223	1:25.459	98	1.726	1:25.724	16	2.020	1:25.679
41	0.680	1:30.667	16	1.379	1:26.266	16	1.691	1:25.491	16	2.095	1:25.625	41	2.571	1:25.951
16	0.831	1:30.818	41	1.856	1:26.894	41	2.042	1:25.365	41	2.374	1:25.553	98	3.266	1:27.294
63	1.819	1:31.806	63	2.158	1:26.057	63	2.628	1:25.649	63	2.966	1:25.559	63	3.370	1:26.158
23	2.996	1:32.983	23	4.867	1:27.589	2	7.536	1:27.296	2	9.269	1:26.954	2	10.856	1:27.341
36	3.207	1:33.194	2	5.419	1:26.283	23	7.996	1:28.308	23	9.743	1:26.968	23	11.585	1:27.596
69	3.714	1:33.701	36	5.838	1:28.349	36	8.283	1:27.624	36	11.503	1:28.441	8	13.675	1:27.876
2	4.854	1:34.841	69	6.199	1:28.203	69	8.873	1:27.853	8	11.553	1:27.817	69	15.798	1:29.238
8	5.331	1:35.318	8	6.894	1:27.281	8	8.957	1:27.242	69	12.314	1:28.662	36	16.410	1:30.661
12	6.661	1:36.648	12	10.067	1:29.124	12	16.161	1:31.273	37	21.471	1:30.037	37	24.938	1:29.221
37	6.685	1:36.672	37	12.519	1:31.552	37	16.655	1:29.315	12	22.326	1:31.386	12	26.098	1:29.526
33	11.227	1:41.214	33	16.955	1:31.446	20	23.093	1:29.851	20	26.906	1:29.034	20	29.586	1:28.434
7	14.926	1:44.913	7	17.852	1:28.644	7	23.643	1:30.970	7	27.856	1:29.434	7	30.724	1:28.622
20	16.039	1:46.026	20	18.421	1:28.100	33	24.685	1:32.909				33	1 LAP	3:28.441

Weather / Track : Bright / Dry

Thruxton
 Circuit Length = 2.3560 miles
 Start: 11:58 End: 12:17

Pickup Truck Racing Championship

RACE 9 - LAP CHART

Lap 6			Lap 7			Lap 8			Lap 9			Lap 10		
No	Behind	Laptime	No	Behind	Laptime	No	Behind	Laptime	No	Behind	Laptime	No	Behind	Laptime
22		1:25.970	22		1:25.674	22		1:25.754	22		1:25.918	22		1:26.670
93	0.776	1:26.084	93	0.812	1:25.710	16	1.166	1:25.324	16	1.552	1:26.304	41	1.480	1:25.795
16	1.783	1:25.733	16	1.596	1:25.487	93	1.686	1:26.628	41	2.355	1:26.277	93	2.796	1:26.308
41	2.031	1:25.430	41	2.073	1:25.716	41	1.996	1:25.677	93	3.158	1:27.390	16	9.867	1:34.985
63	3.306	1:25.906	98	5.380	1:26.890	98	6.274	1:26.648	33	2 LAPS	1:37.182	33	2 LAPS	1:33.886
98	4.164	1:26.868	63	11.385	1:33.753	63	14.525	1:28.894	98	7.149	1:26.793	98	15.735	1:35.256
2	12.473	1:27.587	2	15.104	1:28.305	2	17.706	1:28.356	63	16.844	1:28.237	63	18.554	1:28.380
23	14.407	1:28.792	23	16.921	1:28.188	23	19.295	1:28.128	2	19.774	1:27.986	2	21.975	1:28.871
69	18.006	1:28.178	69	20.812	1:28.480	69	24.991	1:29.933	23	21.141	1:27.764	23	23.447	1:28.976
37	28.115	1:29.147	37	31.689	1:29.248	37	35.460	1:29.525	69	28.933	1:29.860	69	32.096	1:29.833
12	28.627	1:28.499	12	32.532	1:29.579	12	35.767	1:28.989	37	39.268	1:29.726	37	42.507	1:29.909
36	30.975	1:40.535	20	35.408	1:28.511	20	38.626	1:28.972	12	39.777	1:29.928	12	43.045	1:29.938
20	32.571	1:28.955	36	41.314	1:36.013	36	46.039	1:30.479	20	41.339	1:28.631	20	43.494	1:28.825
7	33.340	1:28.586	7	1:03.552	1:55.886	8	1:09.455	1:28.864	36	49.225	1:29.104	36	52.460	1:29.905
8	57.108	2:09.403	8	1:06.345	1:34.911	7	1:11.174	1:33.376	7	1:15.710	1:30.454	7	1:19.390	1:30.350
33	1 LAP	1:38.391	33	1 LAP	1:32.121									

Weather / Track : Bright / Dry

Thruxton
 Circuit Length = 2.3560 miles
 Start: 11:58 End: 12:17

Pickup Truck Racing Championship
RACE 9 - LAP CHART

Lap 11			Lap 12		
No	Behind	Laptime	No	Behind	Laptime
22		1:26.532	22		1:25.894
41	0.139	1:25.191	41	0.266	1:26.021
93	3.264	1:27.000	93	6.258	1:28.888
16	12.586	1:29.251	16	13.335	1:26.643
98	19.645	1:30.442	63	21.883	1:27.912
63	19.865	1:27.843	98	22.114	1:28.363
33	2 LAPS	1:34.654	2	26.301	1:28.461
2	23.734	1:28.291	33	2 LAPS	1:31.709
23	25.093	1:28.178	23	30.480	1:31.281
69	35.057	1:29.493	69	40.665	1:31.502
37	45.477	1:29.502	37	49.519	1:29.936
20	45.852	1:28.890	20	49.841	1:29.883
12	46.295	1:29.782	12	51.269	1:30.868
36	57.760	1:31.832	36	1:01.925	1:30.059
7	1:23.700	1:30.842	7	1:44.770	1:46.964

Weather / Track : Bright / Dry

Thruxton
 Circuit Length = 2.3560 miles
 Start: 11:58 End: 12:17

Pickup Truck Racing Championship

RACE 16 - CLASSIFICATION

POS	NO	CL	NAME	ENTRY	LAPS	TIME	GAP	DIFF	MPH	BEST	ON
1	22		Nic GRINDROD	Pickup Truck	12	17:19.827			97.88	1:25.182	4
2	41		Carl BOARDLEY	Pickup Truck	12	17:24.603	4.776	4.776	97.43	1:25.688	4
3	98		Anthony HAWKINS	Pickup Truck	12	17:33.769	13.942	9.166	96.58	1:26.291	5
4	93		Michael SMITH	Pickup Truck	12	17:42.215	22.388	8.446	95.81	1:26.129	5
5	8		David O'REGAN	Pickup Truck	12	17:42.714	22.887	0.499	95.77	1:26.432	4
6	63		Phil WHITE	Pickup Truck	12	17:46.063	26.236	3.349	95.47	1:25.433	3
7	23		David LONGHURST	Pickup Truck	12	17:57.845	38.018	11.782	94.42	1:27.640	4
8	12		Paul TOMPKINS	Pickup Truck	12	18:00.890	41.063	3.045	94.16	1:27.097	4
9	37		Neil TRESSLER	Pickup Truck	12	18:02.184	42.357	1.294	94.04	1:28.379	2
10	36		Nick WHITE	Pickup Truck	12	18:02.260	42.433	0.076	94.04	1:28.197	9
11	7		Tony MUMFORD	Pickup Truck	12	18:31.229	1:11.402	28.969	91.59	1:28.312	3
12	33		Danny BROSNAN	Pickup Truck	12	18:32.017	1:12.190	0.788	91.52	1:30.976	3
13	20		Charlie WEAVER	Pickup Truck	10	17:35.699	2 laps	2 laps	80.34	1:30.874	8
NOT CLASSIFIED											
DNC	16		Steve DANCE	Pickup Truck	8	17:23.539	4 laps	2 laps	65.02	1:25.792	5
DNF	69		Lee ROGERS	Pickup Truck	4	5:53.013	8 laps	4 laps	96.10	1:26.311	3
DQ	2		Dave BRIGGS	Pickup Truck	0						
FASTEST LAP											
	22		Nic GRINDROD	Pickup Truck	4	1:25.182			99.56 mph	160.24 kph	

Car 2 - Black flag

Weather / Track : Sunny / Dry

These results are provisional until the conclusion of any judicial and technical matters.

Thruxton

Circuit Length = 2.3560 miles

Start: 16:44 End: 17:03

Clerk of Course :	Timekeeper :
-------------------	--------------

Pickup Truck Racing Championship
RACE 16 - LAP CHART

Lap 1			Lap 2			Lap 3			Lap 4			Lap 5		
No	Behind	Laptime	No	Behind	Laptime	No	Behind	Laptime	No	Behind	Laptime	No	Behind	Laptime
16		1:30.876	16		1:27.014	16		1:25.866	22		1:25.182	22		1:25.228
98	0.022	1:30.898	41	0.463	1:26.812	22	0.465	1:25.689	16	0.385	1:26.032	16	0.949	1:25.792
41	0.665	1:31.541	22	0.642	1:26.869	41	0.700	1:26.103	41	0.741	1:25.688	41	1.218	1:25.705
69	0.708	1:31.584	98	1.361	1:28.353	93	1.919	1:26.322	93	2.726	1:26.454	93	3.627	1:26.129
22	0.787	1:31.663	93	1.463	1:27.165	69	2.356	1:26.311	69	3.610	1:26.901	98	4.770	1:26.291
93	1.312	1:32.188	69	1.911	1:28.217	98	2.726	1:27.231	98	3.707	1:26.628	63	5.892	1:26.661
12	1.742	1:32.618	12	2.260	1:27.532	12	3.608	1:27.214	63	4.459	1:25.604	8	9.551	1:29.216
8	3.803	1:34.679	8	4.193	1:27.404	63	4.502	1:25.433	12	5.058	1:27.097	12	14.211	1:34.381
23	4.769	1:35.645	63	4.935	1:26.491	8	4.778	1:26.451	8	5.563	1:26.432	23	19.442	1:29.555
63	5.458	1:36.334	23	5.617	1:27.862	37	10.057	1:28.481	37	14.567	1:30.157	37	20.516	1:31.177
37	6.077	1:36.953	37	7.442	1:28.379	7	10.390	1:28.312	23	15.115	1:27.640	7	20.891	1:30.507
7	6.599	1:37.475	7	7.944	1:28.359	23	13.122	1:33.371	7	15.612	1:30.869	36	21.716	1:29.709
36	6.839	1:37.715	36	9.617	1:29.792	36	13.407	1:29.656	36	17.235	1:29.475	33	36.788	1:36.666
33	8.429	1:39.305	33	14.135	1:32.720	33	19.245	1:30.976	33	25.350	1:31.752	20	1 LAP	1:32.656
20	31.587	2:02.463				20	1 LAP	2:57.973	20	1 LAP	1:38.691			

Car 2 - Black flag

Weather / Track : Sunny / Dry

Thruxton
 Circuit Length = 2.3560 miles
 Start: 16:44 End: 17:03

Pickup Truck Racing Championship
RACE 16 - LAP CHART

Lap 6			Lap 7			Lap 8			Lap 9			Lap 10		
No	Behind	Laptime	No	Behind	Laptime	No	Behind	Laptime	No	Behind	Laptime	No	Behind	Laptime
22		1:25.979	22		1:26.896	22		1:25.678	22		1:26.137	22		1:26.420
16	2.222	1:27.252	41	2.178	1:26.618	41	3.164	1:26.664	41	4.137	1:27.110	41	5.133	1:27.416
41	2.456	1:27.217	93	5.548	1:27.659	98	9.361	1:29.107	98	10.677	1:27.453	98	11.903	1:27.646
93	4.785	1:27.137	98	5.932	1:27.370	63	9.754	1:28.603	63	10.960	1:27.343	63	12.479	1:27.939
98	5.458	1:26.667	63	6.829	1:26.992	8	13.580	1:27.570	8	16.672	1:29.229	93	20.299	1:28.031
63	6.733	1:26.820	8	11.688	1:27.126	93	17.183	1:37.313	93	18.688	1:27.642	8	21.125	1:30.873
8	11.458	1:27.886	12	22.344	1:29.940	23	26.663	1:28.267	23	29.348	1:28.822	23	31.032	1:28.104
12	19.300	1:31.068	23	24.074	1:28.322	12	27.309	1:30.643	12	31.208	1:30.036	12	34.402	1:29.614
23	22.648	1:29.185	37	25.862	1:29.071	37	30.329	1:30.145	37	33.192	1:29.000	37	37.004	1:30.232
37	23.687	1:29.150	36	29.438	1:30.114	36	33.656	1:29.896	36	35.716	1:28.197	36	38.346	1:29.050
36	26.220	1:30.483	7	30.471	1:30.388	7	34.446	1:29.653	7	38.082	1:29.773	7	51.629	1:39.967
7	26.979	1:32.067	33	46.499	1:31.415	33	53.070	1:32.249	33	58.625	1:31.692	33	1:03.268	1:31.063
33	41.980	1:31.171	20	1 LAP	1:31.746	20	1 LAP	1:31.548	20	1 LAP	1:30.874	20	1 LAP	1:31.709
20	1 LAP	1:32.141												

Car 2 - Black flag

Weather / Track : Sunny / Dry

Thruxton
 Circuit Length = 2.3560 miles
 Start: 16:44 End: 17:03

Pickup Truck Racing Championship
RACE 16 - LAP CHART

Lap 11			Lap 12		
No	Behind	Laptime	No	Behind	Laptime
22		1:26.746	22		1:27.340
16	4 LAPS	7:09.912	16	4 LAPS	1:30.795
41	5.334	1:26.947	41	4.776	1:26.782
98	12.627	1:27.470	98	13.942	1:28.655
63	15.918	1:30.185	20	2 LAPS	1:45.898
93	21.486	1:27.933	93	22.388	1:28.242
8	22.320	1:27.941	8	22.887	1:27.907
23	33.183	1:28.897	63	26.236	1:37.658
12	37.568	1:29.912	23	38.018	1:32.175
37	39.732	1:29.474	12	41.063	1:30.835
36	40.268	1:28.668	37	42.357	1:29.965
7	1:04.167	1:39.284	36	42.433	1:29.505
33	1:08.022	1:31.500	7	1:11.402	1:34.575
			33	1:12.190	1:31.508

Car 2 - Black flag

Weather / Track : Sunny / Dry

Thruxton
 Circuit Length = 2.3560 miles
 Start: 16:44 End: 17:03

Autoglym Post Historic / Hammerite Grp 1 Touring Car Championship
QUALIFYING - RACE 1 - CLASSIFICATION

POS	NO	CL	NAME	ENTRY	TIME	ON	LAPS	GAP	DIFF	MPH
1	46	G	David HICKTON	Opel Ascona	1:30.670	8	9			93.54
2	6	G	Jim MCLOUGHLIN	Ford Capri	1:32.512	4	6	1.842	1.842	91.68
3	42	G	Jason CHRISTIE	Ford Escort RS2000	1:33.154	3	8	2.484	0.642	91.04
4	4	G	Tim SCOTT ANDREWS	Rover Vitesse	1:33.209	8	8	2.539	0.055	90.99
5	1	C	Steve CRIPPS	Ford Escort RS2000	1:33.296	8	8	2.626	0.087	90.91
6	55	A	David HOWARD	Jaguar XJ12	1:34.394	8	8	3.724	1.098	89.85
7	8	B	Riorden WELBY	Rover SD1	1:35.121	8	9	4.451	0.727	89.16
8	16	C	Mark LUCOCK	Ford Escort Mk 1 RS2000	1:35.212	8	9	4.542	0.091	89.08
9	49	C	Mark OSBORNE	Triumph Dolomite Sprint	1:35.926	8	8	5.256	0.714	88.41
10	76	B	Neil BRAY	Ford Capri	1:35.978	8	8	5.308	0.052	88.36
11	22	B	William JENKINS	BMW 3.0 CSL	1:36.482	7	8	5.812	0.504	87.90
12	37	G	Matthew IRONS	BMW 323	1:36.829	8	8	6.159	0.347	87.59
13	2	C	John WRIGHT	Ford Escort RS	1:36.997	6	8	6.327	0.168	87.44
14	3	G	James CHRISTIE	Hillman Avenger	1:37.123	7	8	6.453	0.126	87.32
15	69	G	Mark AISTRUP	Ford Escort RS	1:37.361	6	8	6.691	0.238	87.11
16	95	G	Len ALLGOOD	Ford Escort MK1	1:37.831	5	8	7.161	0.470	86.69
17	81	D	Andy JOHNSON	Volkswagen Golf	1:39.887	8	8	9.217	2.056	84.91
18	26	A	Allan WEYMAN	Chevrolet Camaro Z/28	1:41.356	3	5	10.686	1.469	83.68
19	57	C	David HALL	Vauxhall Firenza	1:43.211	7	7	12.541	1.855	82.17
20	80	D	George YOUNG	Ford Escort XR3	1:51.147	5	7	20.477	7.936	76.30

Car 6 - Please fit timing transponder

Weather / Track : Cloudy / Dry

These results are provisional until the conclusion of any judicial and technical matters.

Thruxton

Circuit Length = 2.3560 miles

Start: 10:12 End: 10:29

Clerk of Course :		Timekeeper :
-------------------	--	--------------

Autoglym Post Historic / Hammerite Grp 1 Touring Car Championship

QUALIFYING - RACE 1 - LAP ANALYSIS

1	Steve CRIPPS		C Ford Escort RS2000 - Driver				
1 -	1:39.994	+ 6.698	10:16:16.329	5 -	1:35.358	+ 2.062	10:22:41.434
2 -	1:36.865	+ 3.569	10:17:53.194	6 -	1:34.811	+ 1.515	10:24:16.245
3 -	1:36.022	+ 2.726	10:19:29.216	7 -	1:33.985	+ 0.689	10:25:50.230
4 -	1:36.860	+ 3.564	10:21:06.076	8 -	1:33.296		10:27:23.526
2	John WRIGHT		C Ford Escort RS - Driver				
1 -	1:42.589	+ 5.592	10:16:26.211	5 -	1:37.867	+ 0.870	10:23:05.845
2 -	1:41.412	+ 4.415	10:18:07.623	6 -	1:36.997		10:24:42.842
3 -	1:39.703	+ 2.706	10:19:47.326	7 -	1:38.131	+ 1.134	10:26:20.973
4 -	1:40.652	+ 3.655	10:21:27.978	8 -	1:38.538	+ 1.541	10:27:59.511
3	James CHRISTIE		G Hillman Avenger - Dollimore & Christie				
1 -	1:38.698	+ 1.575	10:16:55.687	5 -	1:39.007	+ 1.884	10:23:29.790
2 -	1:39.514	+ 2.391	10:18:35.201	6 -	1:37.518	+ 0.395	10:25:07.308
3 -	1:37.378	+ 0.255	10:20:12.579	7 -	1:37.123		10:26:44.431
4 -	1:38.204	+ 1.081	10:21:50.783	8 -	1:37.923	+ 0.800	10:28:22.354
4	Tim SCOTT ANDREWS		G Rover Vitesse - Historic Racing Ltd				
1 -	1:40.396	+ 7.187	10:16:22.230	5 -	1:34.509	+ 1.300	10:22:39.764
2 -	1:33.569	+ 0.360	10:17:55.799	6 -	1:35.072	+ 1.863	10:24:14.836
3 -	1:34.052	+ 0.843	10:19:29.851	7 -	1:33.788	+ 0.579	10:25:48.624
4 -	1:35.404	+ 2.195	10:21:05.255	8 -	1:33.209		10:27:21.833
6	Jim MCLOUGHLIN		G Ford Capri - Driver				
1 -	1:32.654	+ 0.142	10:15:30.860	4 -	1:32.512		10:23:39.974
2 -	1:32.702	+ 0.190	10:17:03.562	5 -	1:33.126	+ 0.614	10:25:13.100
3 -	5:03.900	+ 3:31.388	10:22:07.462	6 -	1:36.900	+ 4.388	10:26:50.000
8	Riorden WELBY		B Rover SD1 - Driver				
1 -	1:36.711	+ 1.590	10:15:47.478	6 -	1:35.269	+ 0.148	10:23:47.034
2 -	1:36.702	+ 1.581	10:17:24.180	7 -	1:35.415	+ 0.294	10:25:22.449
3 -	1:36.379	+ 1.258	10:19:00.559	8 -	1:35.121		10:26:57.570
4 -	1:36.077	+ 0.956	10:20:36.636	9 -	1:37.520	+ 2.399	10:28:35.090
5 -	1:35.129	+ 0.008	10:22:11.765				
16	Mark LUCOCK		C Ford Escort Mk 1 RS2000 - Driver				
1 -	1:37.631	+ 2.419	10:15:46.919	6 -	1:35.289	+ 0.077	10:23:46.084
2 -	1:36.596	+ 1.384	10:17:23.515	7 -	1:35.417	+ 0.205	10:25:21.501
3 -	1:35.947	+ 0.735	10:18:59.462	8 -	1:35.212		10:26:56.713
4 -	1:35.920	+ 0.708	10:20:35.382	9 -	1:36.492	+ 1.280	10:28:33.205
5 -	1:35.413	+ 0.201	10:22:10.795				
22	William JENKINS		B BMW 3.0 CSL - Driver				
1 -	1:46.680	+ 10.198	10:16:27.263	5 -	1:38.665	+ 2.183	10:23:07.566
2 -	1:40.906	+ 4.424	10:18:08.169	6 -	1:41.604	+ 5.122	10:24:49.170
3 -	1:42.550	+ 6.068	10:19:50.719	7 -	1:36.482		10:26:25.652
4 -	1:38.182	+ 1.700	10:21:28.901	8 -	1:37.959	+ 1.477	10:28:03.611
26	Allan WEYMAN		A Chevrolet Camaro Z/28 - Driver				
1 -	1:46.166	+ 4.810	10:16:41.876	4 -	1:41.379	+ 0.023	10:21:47.813
2 -	1:43.202	+ 1.846	10:18:25.078	5 -	1:43.323	+ 1.967	10:23:31.136
3 -	1:41.356		10:20:06.434				
37	Matthew IRONS		G BMW 323 - Driver				
1 -	1:43.009	+ 6.180	10:15:52.167	5 -	1:36.834	+ 0.005	10:22:22.485
2 -	1:38.432	+ 1.603	10:17:30.599	6 -	1:37.358	+ 0.529	10:23:59.843
3 -	1:37.493	+ 0.664	10:19:08.092	7 -	1:37.050	+ 0.221	10:25:36.893
4 -	1:37.559	+ 0.730	10:20:45.651	8 -	1:36.829		10:27:13.722

Car 6 - Please fit timing transponder

Weather / Track : Cloudy / Dry

Thruxton

Circuit Length = 2.3560 miles

Start: 10:12 End: 10:29

Autoglym Post Historic / Hammerite Grp 1 Touring Car Championship

QUALIFYING - RACE 1 - LAP ANALYSIS

42	Jason CHRISTIE		G Ford Escort RS2000 - Dollimore & Christie				
1 -	1:36.680	+ 3.526	10:16:46.461	5 -	1:37.378	+ 4.224	10:23:06.607
2 -	1:35.849	+ 2.695	10:18:22.310	6 -	2:10.712	+ 37.558	10:25:17.319
3 -	1:33.154		10:19:55.464	7 -	1:34.222	+ 1.068	10:26:51.541
4 -	1:33.765	+ 0.611	10:21:29.229	8 -	1:34.053	+ 0.899	10:28:25.594
46	David HICKTON		G Opel Ascona - Driver				
1 -	1:31.711	+ 1.041	10:15:34.700	6 -	1:31.507	+ 0.837	10:23:11.884
2 -	1:30.792	+ 0.122	10:17:05.492	7 -	2:17.993	+ 47.323	10:25:29.877
3 -	1:31.432	+ 0.762	10:18:36.924	8 -	1:30.670		10:27:00.547
4 -	1:31.490	+ 0.820	10:20:08.414	9 -	1:31.666	+ 0.996	10:28:32.213
5 -	1:31.963	+ 1.293	10:21:40.377				
49	Mark OSBORNE		C Triumph Dolomite Sprint - Driver				
1 -	1:38.539	+ 2.613	10:16:29.855	5 -	1:36.088	+ 0.162	10:23:03.812
2 -	1:38.767	+ 2.841	10:18:08.622	6 -	1:36.669	+ 0.743	10:24:40.481
3 -	1:40.180	+ 4.254	10:19:48.802	7 -	1:36.672	+ 0.746	10:26:17.153
4 -	1:38.922	+ 2.996	10:21:27.724	8 -	1:35.926		10:27:53.079
55	David HOWARD		A Jaguar XJ12 - Driver				
1 -	1:42.290	+ 7.896	10:16:17.469	5 -	1:36.019	+ 1.625	10:22:42.586
2 -	1:37.422	+ 3.028	10:17:54.891	6 -	1:34.807	+ 0.413	10:24:17.393
3 -	1:36.051	+ 1.657	10:19:30.942	7 -	1:36.146	+ 1.752	10:25:53.539
4 -	1:35.625	+ 1.231	10:21:06.567	8 -	1:34.394		10:27:27.933
57	David HALL		C Vauxhall Firenza - David Hall				
1 -	1:54.901	+ 11.690	10:16:45.067	5 -	1:44.354	+ 1.143	10:23:49.891
2 -	1:49.959	+ 6.748	10:18:35.026	6 -	1:43.542	+ 0.331	10:25:33.433
3 -	1:46.078	+ 2.867	10:20:21.104	7 -	1:43.211		10:27:16.644
4 -	1:44.433	+ 1.222	10:22:05.537				
69	Mark AISTRUP		G Ford Escort RS - Driver				
1 -	1:44.803	+ 7.442	10:16:28.126	5 -	1:37.965	+ 0.604	10:23:06.478
2 -	1:42.932	+ 5.571	10:18:11.058	6 -	1:37.361		10:24:43.839
3 -	1:38.195	+ 0.834	10:19:49.253	7 -	1:37.787	+ 0.426	10:26:21.626
4 -	1:39.260	+ 1.899	10:21:28.513	8 -	1:38.610	+ 1.249	10:28:00.236
76	Neil BRAY		B Ford Capri - Driver				
1 -	1:46.165	+ 10.187	10:16:25.590	5 -	1:36.581	+ 0.603	10:23:08.737
2 -	1:46.303	+ 10.325	10:18:11.893	6 -	1:37.809	+ 1.831	10:24:46.546
3 -	1:43.152	+ 7.174	10:19:55.045	7 -	1:36.684	+ 0.706	10:26:23.230
4 -	1:37.111	+ 1.133	10:21:32.156	8 -	1:35.978		10:27:59.208
80	George YOUNG		D Ford Escort XR3 - Young Racing				
1 -	1:55.291	+ 4.144	10:17:02.577	5 -	1:51.147		10:24:37.857
2 -	1:56.411	+ 5.264	10:18:58.988	6 -	1:59.242	+ 8.095	10:26:37.099
3 -	1:53.358	+ 2.211	10:20:52.346	7 -	2:06.561	+ 15.414	10:28:43.660
4 -	1:54.364	+ 3.217	10:22:46.710				
81	Andy JOHNSON		D Volkswagen Golf - SVG Motorsport				
1 -	1:47.224	+ 7.337	10:16:25.226	5 -	1:41.959	+ 2.072	10:23:20.252
2 -	1:49.845	+ 9.958	10:18:15.071	6 -	1:43.226	+ 3.339	10:25:03.478
3 -	1:42.393	+ 2.506	10:19:57.464	7 -	1:42.158	+ 2.271	10:26:45.636
4 -	1:40.829	+ 0.942	10:21:38.293	8 -	1:39.887		10:28:25.523
95	Len ALLGOOD		G Ford Escort MK1 - Driver				
1 -	1:43.789	+ 5.958	10:16:09.153	5 -	1:37.831		10:22:49.093
2 -	1:41.293	+ 3.462	10:17:50.446	6 -	1:38.731	+ 0.900	10:24:27.824
3 -	1:41.897	+ 4.066	10:19:32.343	7 -	1:37.901	+ 0.070	10:26:05.725
4 -	1:38.919	+ 1.088	10:21:11.262	8 -	1:38.634	+ 0.803	10:27:44.359

Car 6 - Please fit timing transponder

Weather / Track : Cloudy / Dry

Thruxton

Circuit Length = 2.3560 miles


Start: 10:12 End: 10:29

Autoglym Post Historic / Hammerite Grp 1 Touring Car Championship

RACE 1 - GRID

ROW 10	57	1:43.211 David HALL	80	1:51.147 George YOUNG
ROW 9	81	1:39.887 Andy JOHNSON	26	1:41.356 Allan WEYMAN
ROW 8	69	1:37.361 Mark AISTRUP	95	1:37.831 Len ALLGOOD
ROW 7	2	1:36.997 John WRIGHT	3	1:37.123 James CHRISTIE
ROW 6	22	1:36.482 William JENKINS	37	1:36.829 Matthew IRONS
ROW 5	49	1:35.926 Mark OSBORNE	76	1:35.978 Neil BRAY
ROW 4	8	1:35.121 Riorden WELBY	16	1:35.212 Mark LUCOCK
ROW 3	1	1:33.296 Steve CRIPPS	55	1:34.394 David HOWARD
ROW 2	42	1:33.154 Jason CHRISTIE	4	1:33.209 Tim SCOTT ANDREWS
ROW 1	46	1:30.670 David HICKTON	6	1:32.512 Jim MCLOUGHLIN

Pole



Thruxton
Circuit Length = 2.3560 miles

These results are provisional until the conclusion of any judicial and technical matters.

Clerk of Course :	Timekeeper :
-------------------	--------------

Autoglym Post Historic / Hammerite Grp 1 Touring Car Championship

RACE 1 - CLASSIFICATION

POS	NO	CL	NAME	ENTRY	LAPS	TIME	GAP	DIFF	MPH	BEST	ON
1	46	G	David HICKTON	Opel Ascona	14	21:32.104			91.89	1:30.688	10
2	6	G	Jim MCLOUGHLIN	Ford Capri	14	21:32.680	0.576	0.576	91.85	1:31.164	4
3	4	G	Tim SCOTT ANDREWS	Rover Vitesse	14	21:34.300	2.196	1.620	91.74	1:30.756	6
4	42	G	Jason CHRISTIE	Ford Escort RS2000	14	22:05.967	33.863	31.667	89.55	1:33.079	2
5	1	C	Steve CRIPPS	Ford Escort RS2000	14	22:07.127	35.023	1.160	89.47	1:33.287	7
6	8	B	Riorden WELBY	Rover SD1	14	22:07.611	35.507	0.484	89.44	1:33.428	7
7	16	C	Mark LUCOCK	Ford Escort Mk 1 RS2000	14	22:07.958	35.854	0.347	89.41	1:33.497	2
8	49	C	Mark OSBORNE	Triumph Dolomite Sprint	14	22:08.381	36.277	0.423	89.38	1:33.347	2
9	55	A	David HOWARD	Jaguar XJ12	14	22:08.766	36.662	0.385	89.36	1:33.400	9
10	76	B	Neil BRAY	Ford Capri	14	22:35.984	1:03.880	27.218	87.56	1:35.075	3
11	22	B	William JENKINS	BMW 3.0 CSL	14	22:50.193	1:18.089	14.209	86.66	1:36.590	14
12	2	C	John WRIGHT	Ford Escort RS	14	22:51.175	1:19.071	0.982	86.59	1:36.205	11
13	26	A	Allan WEYMAN	Chevrolet Camaro Z/28	13	21:40.454	1 lap	1 lap	84.78	1:37.446	6
14	95	G	Len ALLGOOD	Ford Escort MK1	13	21:44.371	1 lap	3.917	84.53	1:36.390	8
15	57	C	David HALL	Vauxhall Firenza	13	21:59.200	1 lap	14.829	83.58	1:39.562	5
16	81	D	Andy JOHNSON	Volkswagen Golf	13	22:38.124	1 lap	38.924	81.18	1:40.985	3
17	80	D	George YOUNG	Ford Escort XR3	13	22:39.490	1 lap	1.366	81.10	1:40.186	9

NOT CLASSIFIED

DNF	37	G	Matthew IRONS	BMW 323	7	11:33.400	7 laps	6 laps	85.62	1:37.022	7
DNF	69	G	Mark AISTRUP	Ford Escort RS	6	9:55.720	8 laps	1 lap	85.42	1:36.995	6
DNF	3	G	James CHRISTIE	Hillman Avenger	2	3:19.981	12 laps	4 laps	84.82	1:35.466	2

FASTEST LAP

46	G	David HICKTON	Opel Ascona	10	1:30.688	93.52 mph	150.51 kph
42	G	Jason CHRISTIE	Ford Escort RS2000	2	1:33.079	91.12 mph	146.64 kph
1	C	Steve CRIPPS	Ford Escort RS2000	7	1:33.287	90.91 mph	146.32 kph
49	C	Mark OSBORNE	Triumph Dolomite Sprint	2	1:33.347	90.86 mph	146.22 kph
55	A	David HOWARD	Jaguar XJ12	9	1:33.400	90.80 mph	146.14 kph
8	B	Riorden WELBY	Rover SD1	7	1:33.428	90.78 mph	146.09 kph
76	B	Neil BRAY	Ford Capri	3	1:35.075	89.20 mph	143.56 kph
80	D	George YOUNG	Ford Escort XR3	9	1:40.186	84.65 mph	136.24 kph

Car 95 - 10 Second penalty under C2.3 Gaining an unfair advantage

Weather / Track : Cloudy / Dry

These results are provisional until the conclusion of any judicial and technical matters.

Thruxton

Circuit Length = 2.3560 miles

Start: 14:06 End: 14:29

Clerk of Course :	Timekeeper :
-------------------	--------------

Autoglym Post Historic / Hammerite Grp 1 Touring Car Championship

RACE 1 - LAP CHART

Lap 1			Lap 2			Lap 3			Lap 4			Lap 5		
No	Behind	Laptime	No	Behind	Laptime	No	Behind	Laptime	No	Behind	Laptime	No	Behind	Laptime
6		1:36.912	6		1:31.399	6		1:31.817	6		1:31.164	6		1:31.591
46	0.589	1:37.501	46	0.571	1:31.381	46	0.725	1:31.971	4	1.378	1:31.574	4	1.584	1:31.797
4	1.247	1:38.159	4	1.307	1:31.459	4	0.968	1:31.478	46	1.934	1:32.373	46	3.203	1:32.860
42	3.027	1:39.939	42	4.707	1:33.079	42	6.410	1:33.520	42	8.952	1:33.706	42	11.045	1:33.684
16	4.149	1:41.061	16	6.247	1:33.497	16	8.556	1:34.126	16	11.910	1:34.518	16	15.013	1:34.465
8	4.411	1:41.323	1	6.977	1:33.815	1	8.897	1:33.737	1	12.139	1:34.406	1	15.601	1:35.282
1	4.561	1:41.473	8	7.320	1:34.308	8	9.538	1:34.035	8	12.666	1:34.292	55	15.976	1:34.452
55	5.223	1:42.135	55	7.926	1:34.102	55	10.554	1:34.445	55	13.115	1:33.725	8	16.958	1:35.883
76	6.852	1:43.764	49	8.860	1:33.347	49	11.028	1:33.985	49	14.154	1:34.290	49	17.334	1:34.771
49	6.912	1:43.824	76	11.459	1:36.006	76	14.717	1:35.075	76	19.121	1:35.568	76	23.331	1:35.801
3	7.603	1:44.515	3	11.670	1:35.466	22	21.646	1:38.307	22	28.739	1:38.257	22	34.354	1:37.206
22	9.023	1:45.935	22	15.156	1:37.532	37	23.041	1:39.047	2	29.450	1:37.475	2	35.321	1:37.462
37	9.842	1:46.754	37	15.811	1:37.368	2	23.139	1:38.159	69	30.023	1:37.597	69	35.842	1:37.410
2	10.816	1:47.728	2	16.797	1:37.380	69	23.590	1:38.098	37	30.567	1:38.690	37	36.228	1:37.252
69	11.258	1:48.170	69	17.309	1:37.450	26	29.925	1:39.361	95	37.210	1:37.969	95	42.926	1:37.307
26	11.259	1:48.171	26	22.381	1:42.521	95	30.405	1:38.665	26	37.989	1:39.228	26	44.987	1:38.589
57	12.595	1:49.507	57	23.541	1:42.345	57	32.819	1:41.095	57	42.303	1:40.648	57	50.274	1:39.562
95	13.407	1:50.319	95	23.557	1:41.549	81	33.913	1:40.985	81	46.804	1:44.055	81	1:01.159	1:45.946
81	14.338	1:51.250	81	24.745	1:41.806	80	44.866	1:45.039	80	57.078	1:43.376	80	1:08.638	1:43.151
80	17.989	1:54.901	80	31.644	1:45.054									

Car 95 - 10 Second penalty under C2.3 Gaining an unfair advantage

Weather / Track : Cloudy / Dry

Thruxton
Circuit Length = 2.3560 miles
Start: 14:06 End: 14:29

Autoglym Post Historic / Hammerite Grp 1 Touring Car Championship

RACE 1 - LAP CHART

Lap 6			Lap 7			Lap 8			Lap 9			Lap 10		
No	Behind	Laptime	No	Behind	Laptime	No	Behind	Laptime	No	Behind	Laptime	No	Behind	Laptime
6		1:31.441	6		1:31.307	6		1:31.694	6		1:31.416	6		1:32.078
4	0.899	1:30.756	4	0.737	1:31.145	4	0.618	1:31.575	4	1.742	1:32.540	4	0.559	1:30.895
46	3.337	1:31.575	46	3.876	1:31.846	46	4.121	1:31.939	46	4.603	1:31.898	46	3.213	1:30.688
42	14.365	1:34.761	42	17.966	1:34.908	42	20.685	1:34.413	81	1 LAP	1:44.438	81	1 LAP	1:42.204
1	17.085	1:33.513	1	19.065	1:33.287	1	21.019	1:33.648	80	1 LAP	1:43.569	80	1 LAP	1:40.186
16	18.669	1:34.509	8	21.336	1:33.428	8	23.989	1:34.347	1	24.075	1:34.472	1	25.653	1:33.656
55	18.951	1:34.416	16	21.491	1:34.129	16	24.779	1:34.982	42	24.441	1:35.172	42	25.993	1:33.630
8	19.215	1:33.698	55	22.297	1:34.653	49	25.615	1:33.991	8	26.914	1:34.341	8	28.825	1:33.989
49	20.062	1:34.169	49	23.318	1:34.563	55	26.440	1:35.837	16	27.511	1:34.148	16	29.071	1:33.638
76	28.821	1:36.931	76	33.990	1:36.476	76	38.160	1:35.864	49	27.834	1:33.635	49	29.801	1:34.045
22	40.069	1:37.156	22	45.650	1:36.888	22	51.311	1:37.355	55	28.424	1:33.400	55	30.469	1:34.123
2	40.961	1:37.081	2	47.328	1:37.674	2	52.796	1:37.162	76	42.798	1:36.054	76	47.853	1:37.133
69	41.396	1:36.995	37	47.769	1:37.022	95	58.454	1:36.390	22	57.495	1:37.600	22	1:02.470	1:37.053
37	42.054	1:37.267	95	53.758	1:36.694	26	1:05.406	1:38.795	2	58.932	1:37.552	2	1:03.348	1:36.494
95	48.371	1:36.886	26	58.305	1:38.620	57	1:16.992	1:40.278	95	1:03.862	1:36.824	95	1:12.328	1:40.544
26	50.992	1:37.446	57	1:08.408	1:40.351				26	1:13.168	1:39.178	26	1:21.461	1:40.371
57	59.364	1:40.531	81	1:25.758	1:43.426				57	1:27.136	1:41.560			
81	1:13.639	1:43.921	80	1:31.561	1:42.428									
80	1:20.440	1:43.243												

Car 95 - 10 Second penalty under C2.3 Gaining an unfair advantage

Weather / Track : Cloudy / Dry

Thruxton
Circuit Length = 2.3560 miles
Start: 14:06 End: 14:29

Autoglym Post Historic / Hammerite Grp 1 Touring Car Championship

RACE 1 - LAP CHART

Lap 11			Lap 12			Lap 13			Lap 14		
No	Behind	Laptime	No	Behind	Laptime	No	Behind	Laptime	No	Behind	Laptime
6		1:32.006	4		1:31.619	4		1:32.579	46		1:33.402
4	0.571	1:32.018	6	0.594	1:32.784	6	0.392	1:32.377	6	0.576	1:34.694
46	2.212	1:31.005	46	1.057	1:31.035	46	1.108	1:32.630	4	2.196	1:36.706
57	1 LAP	1:41.920	57	1 LAP	1:40.490	26	1 LAP	1:39.729	95	1 LAP	1:43.207
1	28.863	1:35.216	42	31.582	1:34.608	57	1 LAP	1:40.334	26	1 LAP	1:39.544
42	29.164	1:35.177	1	32.217	1:35.544	42	33.232	1:34.229	57	1 LAP	1:40.579
16	31.100	1:34.035	8	33.243	1:34.227	1	34.684	1:35.046	42	33.863	1:35.141
8	31.206	1:34.387	16	33.922	1:35.012	8	35.062	1:34.398	1	35.023	1:34.849
49	31.921	1:34.126	49	34.388	1:34.657	16	35.506	1:34.163	8	35.507	1:34.955
81	1 LAP	1:46.876	55	35.039	1:34.663	49	36.228	1:34.419	16	35.854	1:34.858
55	32.566	1:34.103	81	1 LAP	1:43.840	55	36.865	1:34.405	49	36.277	1:34.559
80	1 LAP	1:46.629	80	1 LAP	1:44.737	81	1 LAP	1:44.675	55	36.662	1:34.307
76	53.106	1:37.259	76	57.726	1:36.810	80	1 LAP	1:43.655	76	1:03.880	1:35.999
22	1:07.231	1:36.767	22	1:11.858	1:36.817	76	1:02.391	1:37.244	81	1 LAP	1:44.702
2	1:07.547	1:36.205	2	1:12.607	1:37.250	22	1:16.009	1:36.730	80	1 LAP	1:43.522
95	1:18.419	1:38.097	95	1:26.149	1:39.920	2	1:16.857	1:36.829	22	1:18.089	1:36.590
26	1:28.356	1:38.901							2	1:19.071	1:36.724

Car 95 - 10 Second penalty under C2.3 Gaining an unfair advantage

Weather / Track : Cloudy / Dry

Thrupton
Circuit Length = 2.3560 miles
Start: 14:06 End: 14:29

Mini Se7en Championship

QUALIFYING - RACE 4 - CLASSIFICATION - AMENDED

POS	NO	CL	NAME	ENTRY	TIME	ON	LAPS	GAP	DIFF	MPH
1	35		Paul SPARK	Mini saloon	1:38.323	5	8			86.26
2	8		Gareth HUNT	MINI Se7en	1:38.372	8	8	0.049	0.049	86.21
3	6		James COULSON	Mini 7	1:39.476	6	8	1.153	1.104	85.26
4	77		Tristen KNIGHT	Rover Mini Se7en	1:39.584	4	8	1.261	0.108	85.16
5	9		Darren THOMAS	Rover Mini 7	1:39.798	5	8	1.475	0.214	84.98
6	5		Graeme DAVIS	Mini Seven	1:40.234	2	8	1.911	0.436	84.61
7	91		Julian AFFLECK	MINI 7 S class	1:40.434	6	8	2.111	0.200	84.44
8	36		Damon ASTIN	MINI Seven	1:40.561	6	8	2.238	0.127	84.34
9	4		Ian DEVINY	Rover Mini	1:41.123	2	2	2.800	0.562	83.87
10	2		Andrew DEVINY	Mini Se7en	1:41.195	1	2	2.872	0.072	83.81
11	87		Ashley DAVIES	Mini mini seven	1:41.827	5	8	3.504	0.632	83.29
12	95		Julian PROCTOR	Mini saloon	1:41.913	5	6	3.590	0.086	83.22
13	69		Steve TRENCH	Mini seven	1:42.530	7	7	4.207	0.617	82.72
14	63		David ROBINSON	Rover Mini	1:43.094	7	8	4.771	0.564	82.27
15	57		Philip GILLIBRAND	Mini Se7en	1:44.183	4	7	5.860	1.089	81.41
16	26		Leon WIGHTMAN	Austin Mini Seven	1:44.916	4	8	6.593	0.733	80.84
17	94		Robert PAVEY	Mini Se7en S Class	1:45.813	1	3	7.490	0.897	80.15
18	28		Jabez DYER	Mini se7en	1:52.421	3	4	14.098	6.608	75.44
19	92		Kevin O'SHEA	Mini Se7en S Class	1:59.611	1	1	21.288	7.190	70.90
DQ	88		Kieren MCDONALD	MINI seven						

Car 88 qualifying times excluded for a technical infringement

Weather / Track : Cloudy / Dry

These results are provisional until the conclusion of any judicial and technical matters.

Thruxton

Circuit Length = 2.3560 miles

Start: 11:10 End: 11:27

Clerk of Course :

Timekeeper :

Mini Se7en Championship

QUALIFYING - RACE 4 - LAP ANALYSIS

2	Andrew DEVINY		Mini Se7en - Driver				
1 -	1:41.195		11:14:30.787	2 -	1:41.536	+ 0.341	11:16:12.323
4	Ian DEVINY		Rover Mini - Driver				
1 -	1:42.588	+ 1.465	11:14:53.353	2 -	1:41.123		11:16:34.476
5	Graeme DAVIS		Mini Seven - Rightline Motorsport / CMBA Comms				
1 -	1:41.319	+ 1.085	11:14:47.711	5 -	1:41.355	+ 1.121	11:21:30.734
2 -	1:40.234		11:16:27.945	6 -	1:40.502	+ 0.268	11:23:11.236
3 -	1:41.170	+ 0.936	11:18:09.115	7 -	1:40.745	+ 0.511	11:24:51.981
4 -	1:40.264	+ 0.030	11:19:49.379	8 -	1:40.763	+ 0.529	11:26:32.744
6	James COULSON		Mini 7 - Rightline Motorsport				
1 -	1:40.703	+ 1.227	11:14:42.947	5 -	1:39.933	+ 0.457	11:21:24.137
2 -	1:40.767	+ 1.291	11:16:23.714	6 -	1:39.476		11:23:03.613
3 -	1:40.292	+ 0.816	11:18:04.006	7 -	1:40.542	+ 1.066	11:24:44.155
4 -	1:40.198	+ 0.722	11:19:44.204	8 -	1:40.634	+ 1.158	11:26:24.789
8	Gareth HUNT		MINI Se7en - Driver				
1 -	1:41.068	+ 2.696	11:14:39.422	5 -	1:39.443	+ 1.071	11:21:20.611
2 -	1:40.114	+ 1.742	11:16:19.536	6 -	1:42.792	+ 4.420	11:23:03.403
3 -	1:41.458	+ 3.086	11:18:00.994	7 -	1:42.729	+ 4.357	11:24:46.132
4 -	1:40.174	+ 1.802	11:19:41.168	8 -	1:38.372		11:26:24.504
9	Darren THOMAS		Rover Mini 7 - British Motor Heritage Racing / Pitstop				
1 -	1:41.307	+ 1.509	11:14:40.361	5 -	1:39.798		11:21:21.750
2 -	1:40.597	+ 0.799	11:16:20.958	6 -	1:40.697	+ 0.899	11:23:02.447
3 -	1:40.297	+ 0.499	11:18:01.255	7 -	1:43.327	+ 3.529	11:24:45.774
4 -	1:40.697	+ 0.899	11:19:41.952	8 -	1:39.996	+ 0.198	11:26:25.770
26	Leon WIGHTMAN		Austin Mini Seven - Leon Wightman				
1 -	1:50.915	+ 5.999	11:14:58.415	5 -	1:45.116	+ 0.200	11:22:03.264
2 -	1:49.241	+ 4.325	11:16:47.656	6 -	1:45.147	+ 0.231	11:23:48.411
3 -	1:45.576	+ 0.660	11:18:33.232	7 -	1:44.943	+ 0.027	11:25:33.354
4 -	1:44.916		11:20:18.148	8 -	1:45.321	+ 0.405	11:27:18.675
28	Jabez DYER		Mini se7en - Driver				
1 -	1:52.504	+ 0.083	11:15:22.236	3 -	1:52.421		11:24:43.073
2 -	7:28.416	+ 5:35.995	11:22:50.652	4 -	1:58.600	+ 6.179	11:26:41.673
35	Paul SPARK		Mini saloon - Driver				
1 -	1:39.369	+ 1.046	11:14:58.175	5 -	1:38.323		11:21:34.549
2 -	1:39.218	+ 0.895	11:16:37.393	6 -	1:38.999	+ 0.676	11:23:13.548
3 -	1:39.605	+ 1.282	11:18:16.998	7 -	1:38.752	+ 0.429	11:24:52.300
4 -	1:39.228	+ 0.905	11:19:56.226	8 -	2:07.554	+ 29.231	11:26:59.854
36	Damon ASTIN		MINI Seven - SAB Ltd				
1 -	1:42.529	+ 1.968	11:14:29.795	5 -	1:46.029	+ 5.468	11:21:22.627
2 -	1:41.714	+ 1.153	11:16:11.509	6 -	1:40.561		11:23:03.188
3 -	1:43.194	+ 2.633	11:17:54.703	7 -	1:41.641	+ 1.080	11:24:44.829
4 -	1:41.895	+ 1.334	11:19:36.598	8 -	1:40.616	+ 0.055	11:26:25.445
57	Philip GILLIBRAND		Mini Se7en - Driver				
1 -	2:01.736	+ 17.553	11:15:32.762	5 -	1:44.457	+ 0.274	11:22:36.792
2 -	1:47.725	+ 3.542	11:17:20.487	6 -	1:47.783	+ 3.600	11:24:24.575
3 -	1:47.665	+ 3.482	11:19:08.152	7 -	1:46.474	+ 2.291	11:26:11.049
4 -	1:44.183		11:20:52.335				
63	David ROBINSON		Rover Mini - Driver				
1 -	1:46.673	+ 3.579	11:14:55.178	5 -	1:44.098	+ 1.004	11:21:54.437

Weather / Track : Cloudy / Dry

Thruxton
Circuit Length = 2.3560 miles
Start: 11:10 End: 11:27

Mini Se7en Championship

QUALIFYING - RACE 4 - LAP ANALYSIS


2 -	1:44.916	+ 1.822	11:16:40.094	6 -	1:44.764	+ 1.670	11:23:39.201
3 -	1:46.236	+ 3.142	11:18:26.330	7 -	1:43.094		11:25:22.295
4 -	1:44.009	+ 0.915	11:20:10.339	8 -	1:44.456	+ 1.362	11:27:06.751
69	Steve TRENCH			Mini seven - Driver			
1 -	1:55.533	+ 13.003	11:15:24.655	5 -	1:43.163	+ 0.633	11:22:20.571
2 -	1:45.426	+ 2.896	11:17:10.081	6 -	1:43.717	+ 1.187	11:24:04.288
3 -	1:43.467	+ 0.937	11:18:53.548	7 -	1:42.530		11:25:46.818
4 -	1:43.860	+ 1.330	11:20:37.408				
77	Tristen KNIGHT			Rover Mini Se7en - Bailey - Knight Racing			
1 -	1:44.400	+ 4.816	11:15:10.564	5 -	1:41.566	+ 1.982	11:21:53.406
2 -	1:41.743	+ 2.159	11:16:52.307	6 -	1:49.261	+ 9.677	11:23:42.667
3 -	1:39.949	+ 0.365	11:18:32.256	7 -	1:39.609	+ 0.025	11:25:22.276
4 -	1:39.584		11:20:11.840	8 -	1:40.597	+ 1.013	11:27:02.873
87	Ashley DAVIES			Mini mini seven - Driver			
1 -	1:45.604	+ 3.777	11:15:03.790	5 -	1:41.827		11:21:54.632
2 -	1:44.373	+ 2.546	11:16:48.163	6 -	1:43.492	+ 1.665	11:23:38.124
3 -	1:42.713	+ 0.886	11:18:30.876	7 -	1:43.136	+ 1.309	11:25:21.260
4 -	1:41.929	+ 0.102	11:20:12.805	8 -	1:42.424	+ 0.597	11:27:03.684
88	Kieren MCDONALD			MINI seven - Kieren McDonald			
1 -	1:45.166	+ 2.645	11:14:58.779	5 -	1:45.211	+ 2.690	11:21:57.547
2 -	1:45.515	+ 2.994	11:16:44.294	6 -	1:43.110	+ 0.589	11:23:40.657
3 -	1:43.104	+ 0.583	11:18:27.398	7 -	1:42.521		11:25:23.178
4 -	1:44.938	+ 2.417	11:20:12.336	8 -	1:44.104	+ 1.583	11:27:07.282
91	Julian AFFLECK			MINI 7 S class - Driver			
1 -	1:43.018	+ 2.584	11:14:49.925	5 -	1:41.839	+ 1.405	11:21:35.022
2 -	1:41.332	+ 0.898	11:16:31.257	6 -	1:40.434		11:23:15.456
3 -	1:40.639	+ 0.205	11:18:11.896	7 -	1:58.944	+ 18.510	11:25:14.400
4 -	1:41.287	+ 0.853	11:19:53.183	8 -	1:55.188	+ 14.754	11:27:09.588
92	Kevin O'SHEA			Mini Se7en S Class - Driver			
1 -	1:59.611		11:15:27.467				
94	Robert PAVEY			Mini Se7en S Class - Driver			
1 -	1:45.813		11:14:56.368	3 -	9:35.021	+ 7:49.208	11:26:28.338
2 -	1:56.949	+ 11.136	11:16:53.317				
95	Julian PROCTOR			Mini saloon - The arc-angels/guessworks racing			
1 -	1:43.719	+ 1.806	11:14:43.744	4 -	1:43.641	+ 1.728	11:19:54.729
2 -	1:43.180	+ 1.267	11:16:26.924	5 -	1:41.913		11:21:36.642
3 -	1:44.164	+ 2.251	11:18:11.088	6 -	1:42.060	+ 0.147	11:23:18.702

Weather / Track : Cloudy / Dry

Thruxton
Circuit Length = 2.3560 miles
Start: 11:10 End: 11:27

Mini Se7en Championship

RACE 4 - GRID - AMENDED

ROW 11	88 Kieren MCDONALD 10 Second Delay		
ROW 10		92 Kevin O'SHEA 1:59.611	
ROW 9	94 Robert PAVEY 1:45.813		28 Jabez DYER 1:52.421
ROW 8		57 Philip GILLIBRAND 1:44.183	26 Leon WIGHTMAN 1:44.916
ROW 7	69 Steve TRENCH 1:42.530		63 David ROBINSON 1:43.094
ROW 6		87 Ashley DAVIES 1:41.827	95 Julian PROCTOR 1:41.913
ROW 5	4 Ian DEVINY 1:41.123		2 Andrew DEVINY 1:41.195
ROW 4		91 Julian AFFLECK 1:40.434	36 Damon ASTIN 1:40.561
ROW 3	9 Darren THOMAS 1:39.798		5 Graeme DAVIS 1:40.234
ROW 2		6 James COULSON 1:39.476	77 Tristen KNIGHT 1:39.584
ROW 1	35 Paul SPARK 1:38.323		8 Gareth HUNT 1:38.372
Pole			
			


Thruxton
Circuit Length = 2.3560 miles

These results are provisional until the conclusion of any judicial and technical matters.

Clerk of Course :		Timekeeper :
-------------------	--	--------------

Mini Se7en Championship

RACE 12 - GRID - AMENDED

ROW 11	88 Kieren MCDONALD 10 Second Delay		
ROW 10		92 Kevin O'SHEA	
ROW 9	1:52.504 28 Jabez DYER		1:56.949 94 Robert PAVEY
ROW 8		1:44.457 57 Philip GILLIBRAND	1:44.943 26 Leon WIGHTMAN
ROW 7	1:43.163 69 Steve TRENCH		1:44.009 63 David ROBINSON
ROW 6		1:42.060 95 Julian PROCTOR	1:42.588 4 Ian DEVINY
ROW 5	1:41.536 2 Andrew DEVINY		1:41.929 87 Ashley DAVIES
ROW 4		1:40.616 36 Damon ASTIN	1:40.639 91 Julian AFFLECK
ROW 3	1:39.996 9 Darren THOMAS		1:40.264 5 Graeme DAVIS
ROW 2		1:39.609 77 Tristen KNIGHT	1:39.933 6 James COULSON
ROW 1	1:38.752 35 Paul SPARK		1:39.443 8 Gareth HUNT
Pole			
			

Thruxton
Circuit Length = 2.3560 miles

These results are provisional until the conclusion of any judicial and technical matters.

Clerk of Course :		Timekeeper :
-------------------	--	--------------

Mini Se7en Championship

RACE 4 - CLASSIFICATION

POS	NO	CL	NAME	ENTRY	LAPS	TIME	GAP	DIFF	MPH	BEST	ON
1	35		Paul SPARK	Mini saloon	10	16:49.053			84.05	1:39.691	2
2	2		Andrew DEVINY	Mini Se7en	10	16:49.579	0.526	0.526	84.01	1:38.808	3
3	36		Damon ASTIN	MINI Seven	10	16:49.847	0.794	0.268	83.98	1:38.903	3
4	9		Darren THOMAS	Rover Mini 7	10	16:50.090	1.037	0.243	83.96	1:38.703	3
5	6		James COULSON	Mini 7	10	16:50.631	1.578	0.541	83.92	1:39.613	5
6	8		Gareth HUNT	MINI Se7en	10	16:54.501	5.448	3.870	83.60	1:39.713	3
7	5		Graeme DAVIS	Mini Seven	10	16:55.034	5.981	0.533	83.55	1:39.449	4
8	91		Julian AFFLECK	MINI 7 S class	10	16:57.898	8.845	2.864	83.32	1:39.882	3
9	95		Julian PROCTOR	Mini saloon	10	17:09.064	20.011	11.166	82.42	1:40.966	4
10	87		Ashley DAVIES	Mini mini seven	10	17:09.359	20.306	0.295	82.39	1:40.489	3
11	28		Jabez DYER	Mini se7en	10	17:19.234	30.181	9.875	81.61	1:41.941	9
12	63		David ROBINSON	Rover Mini	10	17:20.720	31.667	1.486	81.49	1:41.873	8
13	69		Steve TRENCH	Mini seven	10	17:20.919	31.866	0.199	81.48	1:41.500	3
14	94		Robert PAVEY	Mini Se7en S Class	10	17:44.557	55.504	23.638	79.67	1:44.408	2
15	26		Leon WIGHTMAN	Austin Mini Seven	10	17:47.326	58.273	2.769	79.46	1:44.969	2
16	57		Philip GILLIBRAND	Mini Se7en	10	17:51.530	1:02.477	4.204	79.15	1:43.347	9
17	88		Kieren MCDONALD	MINI seven	10	18:01.016	1:11.963	9.486	78.45	1:43.673	2

NOT CLASSIFIED

DNF	77		Tristen KNIGHT	Rover Mini Se7en	5	9:26.198	5 laps	5 laps	74.89	1:39.633	2
-----	----	--	----------------	------------------	---	----------	--------	--------	-------	----------	---

FASTEST LAP

	9		Darren THOMAS	Rover Mini 7	3	1:38.703			85.93 mph	138.29 kph	
--	---	--	---------------	--------------	---	----------	--	--	-----------	------------	--

Weather / Track : Cloudy / Dry

These results are provisional until the conclusion of any judicial and technical matters.

Thruxton

Circuit Length = 2.3560 miles

Start: 15:57 End: 16:15

Clerk of Course :		Timekeeper :	
-------------------	--	--------------	--

Mini Se7en Championship

RACE 4 - LAP CHART

Lap 1			Lap 2			Lap 3			Lap 4			Lap 5		
No	Behind	Laptime	No	Behind	Laptime	No	Behind	Laptime	No	Behind	Laptime	No	Behind	Laptime
8		1:46.020	8		1:39.886	8		1:39.713	8		1:39.941	35		1:39.804
35	0.368	1:46.388	35	0.173	1:39.691	35	0.541	1:40.081	35	0.312	1:39.712	8	0.112	1:40.228
6	1.101	1:47.121	5	1.630	1:39.696	5	1.586	1:39.669	5	1.094	1:39.449	5	0.666	1:39.688
5	1.820	1:47.840	6	1.876	1:40.661	6	2.028	1:39.865	9	1.830	1:39.257	9	0.870	1:39.156
77	2.306	1:48.326	77	2.053	1:39.633	77	2.399	1:40.059	6	2.223	1:40.136	6	1.720	1:39.613
2	3.125	1:49.145	9	3.524	1:40.137	9	2.514	1:38.703	2	3.291	1:40.124	2	3.371	1:40.196
36	3.220	1:49.240	2	4.013	1:40.774	2	3.108	1:38.808	36	3.840	1:40.310	36	3.575	1:39.851
9	3.273	1:49.293	36	4.281	1:40.947	36	3.471	1:38.903	91	5.463	1:40.115	91	5.725	1:40.378
91	3.470	1:49.490	91	5.120	1:41.536	91	5.289	1:39.882	87	8.561	1:42.255	95	10.910	1:42.259
87	4.263	1:50.283	87	5.471	1:41.094	87	6.247	1:40.489	77	8.577	1:46.119	87	11.012	1:42.567
95	5.018	1:51.038	95	6.283	1:41.151	95	7.742	1:41.172	95	8.767	1:40.966	28	18.896	1:42.861
69	5.504	1:51.524	69	7.223	1:41.605	69	9.010	1:41.500	69	11.423	1:42.354	69	20.803	1:49.496
63	6.533	1:52.553	28	10.771	1:43.881	28	13.662	1:42.604	28	16.151	1:42.430	63	21.590	1:44.447
28	6.776	1:52.796	63	11.050	1:44.403	63	14.338	1:43.001	63	17.259	1:42.862	94	31.476	1:45.374
26	8.409	1:54.429	94	13.441	1:44.408	94	19.657	1:45.929	57	25.751	1:45.486	26	31.971	1:45.645
94	8.919	1:54.939	26	13.492	1:44.969	57	20.206	1:45.828	94	26.218	1:46.502	88	43.151	1:46.856
57	9.624	1:55.644	57	14.091	1:44.353	26	20.744	1:46.965	26	26.442	1:45.639	57	46.443	2:00.808
88	24.066	2:10.086	88	27.853	1:43.673	88	32.341	1:44.201	88	36.411	1:44.011	77	1:00.522	2:32.061

Weather / Track : Cloudy / Dry

Thruxton
Circuit Length = 2.3560 miles
Start: 15:57 End: 16:15

Mini Se7en Championship

RACE 4 - LAP CHART

Lap 6			Lap 7			Lap 8			Lap 9			Lap 10		
No	Behind	Laptime	No	Behind	Laptime	No	Behind	Laptime	No	Behind	Laptime	No	Behind	Laptime
8		1:39.759	8		1:40.451	9		1:39.597	8		1:39.882	35		1:40.471
35	0.357	1:40.228	5	0.839	1:39.815	35	0.761	1:40.066	5	0.815	1:40.463	2	0.526	1:40.474
9	0.784	1:39.785	9	1.100	1:40.767	8	0.784	1:41.481	9	0.997	1:41.663	36	0.794	1:40.453
5	1.475	1:40.680	35	1.392	1:41.486	5	1.018	1:40.876	35	1.221	1:41.126	9	1.037	1:41.732
6	2.123	1:40.274	6	2.041	1:40.369	6	1.256	1:39.912	6	1.447	1:40.857	6	1.578	1:41.823
2	3.938	1:40.438	2	3.554	1:40.067	2	1.773	1:38.916	2	1.744	1:40.637	8	5.448	1:47.140
36	4.122	1:40.418	36	3.856	1:40.185	36	2.634	1:39.475	36	2.033	1:40.065	5	5.981	1:46.858
91	6.820	1:40.966	91	7.553	1:41.184	91	8.369	1:41.513	91	8.943	1:41.240	91	8.845	1:41.594
95	13.718	1:42.679	95	14.976	1:41.709	95	17.256	1:42.977	87	19.359	1:42.532	95	20.011	1:42.212
87	13.869	1:42.728	87	15.150	1:41.732	87	17.493	1:43.040	95	19.491	1:42.901	87	20.306	1:42.639
28	23.041	1:44.016	28	25.509	1:42.919	69	27.408	1:41.787	28	28.944	1:41.941	28	30.181	1:42.929
63	24.075	1:42.356	69	26.318	1:42.311	28	27.669	1:42.857	63	29.747	1:41.967	63	31.667	1:43.612
69	24.458	1:43.526	63	27.270	1:43.646	63	28.446	1:41.873	69	30.751	1:44.009	69	31.866	1:42.807
94	38.716	1:47.111	94	43.777	1:45.512	94	48.217	1:45.137	94	52.787	1:45.236	94	55.504	1:44.409
26	38.934	1:46.834	26	44.019	1:45.536	26	49.490	1:46.168	26	54.395	1:45.571	26	58.273	1:45.570
88	47.603	1:44.323	88	50.936	1:43.784	88	54.060	1:43.821	88	57.239	1:43.845	57	1:02.477	1:43.906
57	51.110	1:44.538	57	54.415	1:43.756	57	57.582	1:43.864	57	1:00.263	1:43.347	88	1:11.963	1:56.416

Weather / Track : Cloudy / Dry

Thruxton
Circuit Length = 2.3560 miles
Start: 15:57 End: 16:15

Mini Se7en Championship

RACE 12 - CLASSIFICATION

POS	NO	CL	NAME	ENTRY	LAPS	TIME	GAP	DIFF	MPH	BEST	ON
1	35		Paul SPARK	Mini saloon	10	16:48.734			84.08	1:38.811	10
2	36		Damon ASTIN	MINI Seven	10	16:52.165	3.431	3.431	83.79	1:39.616	4
3	9		Darren THOMAS	Rover Mini 7	10	16:55.423	6.689	3.258	83.52	1:39.518	3
4	2		Andrew DEVINY	Mini Se7en	10	16:58.492	9.758	3.069	83.27	1:39.208	3
5	91		Julian AFFLECK	MINI 7 S class	10	17:06.677	17.943	8.185	82.61	1:39.587	4
6	87		Ashley DAVIES	Mini mini seven	10	17:06.873	18.139	0.196	82.59	1:40.209	2
7	28		Jabez DYER	Mini se7en	10	17:16.336	27.602	9.463	81.84	1:41.810	6
8	95		Julian PROCTOR	Mini saloon	10	17:22.679	33.945	6.343	81.34	1:42.101	4
9	88		Kieren MCDONALD	MINI seven	10	17:37.084	48.350	14.405	80.23	1:43.318	6
10	26		Leon WIGHTMAN	Austin Mini Seven	10	17:40.388	51.654	3.304	79.98	1:43.397	2
11	57		Philip GILLIBRAND	Mini Se7en	10	17:47.957	59.223	7.569	79.41	1:43.980	7
12	94		Robert PAVEY	Mini Se7en S Class	10	18:10.367	1:21.633	22.410	77.78	1:44.399	8
13	92		Kevin O'SHEA	Mini Se7en S Class	9	16:54.568	1 lap	1 lap	75.23	1:51.169	2
NOT CLASSIFIED											
DNF	5		Graeme DAVIS	Mini Seven	9	15:10.482	1 lap		83.83	1:39.325	3
DNF	8		Gareth HUNT	MINI Se7en	9	15:38.021	1 lap	27.539	81.37	1:39.992	2
DNF	6		James COULSON	Mini 7	8	13:30.302	2 laps	1 lap	83.73	1:39.674	3
DNF	69		Steve TRENCH	Mini seven	8	13:54.311	2 laps	24.009	81.32	1:42.159	2
DNF	77		Tristen KNIGHT	Rover Mini Se7en	4	7:00.468	6 laps	4 laps	80.68	1:39.951	2
DNF	63		David ROBINSON	Rover Mini	2	3:36.093	8 laps	2 laps	78.49	1:44.739	2
FASTEST LAP											
	35		Paul SPARK	Mini saloon	10	1:38.811			85.83 mph	138.14 kph	

Weather / Track : Bright / Dry
 These results are provisional until the conclusion of any judicial and technical matters.

Thruxton
 Circuit Length = 2.3560 miles
 Start: 14:28 End: 14:47

Clerk of Course :	Timekeeper :
-------------------	--------------

Mini Se7en Championship

RACE 12 - LAP CHART

Lap 1			Lap 2			Lap 3			Lap 4			Lap 5		
No	Behind	Laptime	No	Behind	Laptime	No	Behind	Laptime	No	Behind	Laptime	No	Behind	Laptime
35		1:46.207	35		1:40.334	35		1:39.675	5		1:40.208	9		1:40.227
6	0.444	1:46.651	6	0.264	1:40.154	6	0.263	1:39.674	35	0.285	1:41.094	35	0.136	1:40.475
5	0.668	1:46.875	5	0.951	1:40.617	5	0.601	1:39.325	9	0.397	1:39.745	6	1.162	1:40.993
9	1.036	1:47.243	8	1.174	1:39.992	9	1.461	1:39.518	6	0.793	1:41.339	8	1.326	1:40.927
8	1.516	1:47.723	9	1.618	1:40.916	8	1.768	1:40.269	8	1.023	1:40.064	5	1.343	1:41.967
91	2.159	1:48.366	77	1.810	1:39.951	2	1.901	1:39.208	2	1.036	1:39.944	36	1.453	1:40.517
77	2.193	1:48.400	91	2.295	1:40.470	91	2.638	1:40.018	91	1.416	1:39.587	2	6.733	1:46.321
36	2.492	1:48.699	2	2.368	1:39.712	36	2.753	1:39.762	36	1.560	1:39.616	91	8.439	1:47.647
2	2.990	1:49.197	36	2.666	1:40.508	77	3.199	1:41.064	87	6.233	1:41.690	87	8.895	1:43.286
87	3.345	1:49.552	87	3.220	1:40.209	87	5.352	1:41.807	28	13.059	1:43.033	28	14.555	1:42.120
63	5.147	1:51.354	69	7.816	1:42.159	69	10.824	1:42.683	77	13.443	1:51.053	69	15.495	1:42.488
95	5.725	1:51.932	28	8.348	1:42.874	28	10.835	1:42.162	69	13.631	1:43.616	95	15.885	1:42.504
28	5.808	1:52.015	95	9.179	1:43.788	95	12.713	1:43.209	95	14.005	1:42.101	26	25.558	1:46.239
69	5.991	1:52.198	63	9.552	1:44.739	26	15.008	1:44.146	26	19.943	1:45.744	88	28.588	1:44.130
26	7.474	1:53.681	26	10.537	1:43.397	57	20.460	1:46.434	88	25.082	1:45.225	57	30.625	1:45.438
57	8.977	1:55.184	57	13.701	1:45.058	88	20.666	1:45.117	57	25.811	1:46.160	94	38.484	1:46.123
88	11.403	1:57.610	88	15.224	1:44.155	94	27.313	1:48.094	94	32.985	1:46.481	92	59.001	1:52.102
94	12.209	1:58.416	94	18.894	1:47.019	92	35.932	1:51.805	92	47.523	1:52.400			
92	12.967	1:59.174	92	23.802	1:51.169									

Weather / Track : Bright / Dry

Thruxton
Circuit Length = 2.3560 miles
Start: 14:28 End: 14:47

Mini Se7en Championship

RACE 12 - LAP CHART

Lap 6			Lap 7			Lap 8			Lap 9			Lap 10		
No	Behind	Laptime	No	Behind	Laptime	No	Behind	Laptime	No	Behind	Laptime	No	Behind	Laptime
35		1:40.411	35		1:40.072	9		1:40.457	9		1:40.605	35		1:38.811
9	0.098	1:40.645	9	0.169	1:40.143	35	0.443	1:41.069	35	0.424	1:40.586	36	3.431	1:41.378
36	0.612	1:39.706	36	0.361	1:39.821	5	0.756	1:39.894	5	0.983	1:40.832	92	1 LAP	1:52.359
6	1.128	1:40.513	6	0.932	1:39.876	36	1.142	1:41.407	36	1.288	1:40.751	9	6.689	1:45.924
5	1.887	1:41.091	5	1.488	1:39.673	6	1.408	1:41.102	2	7.211	1:40.822	2	9.758	1:41.782
8	2.351	1:41.572	2	6.863	1:39.963	2	6.994	1:40.757	91	14.638	1:42.935	91	17.943	1:42.540
2	6.972	1:40.786	8	9.546	1:47.267	91	12.308	1:41.333	87	14.902	1:42.908	87	18.139	1:42.472
87	10.173	1:41.825	91	11.601	1:40.542	87	12.599	1:41.256	28	22.511	1:43.321	28	27.602	1:44.326
91	11.131	1:43.239	87	11.969	1:41.868	8	18.673	1:49.753	95	28.275	1:44.698	95	33.945	1:44.905
28	15.818	1:41.810	28	17.875	1:42.129	28	19.795	1:42.546	8	28.522	1:50.454	88	48.350	1:45.404
69	18.011	1:43.063	95	21.171	1:42.848	95	24.182	1:43.637	88	42.181	1:44.411	26	51.654	1:47.108
95	18.395	1:43.057	69	21.215	1:43.276	69	25.417	1:44.828	26	43.781	1:44.831	57	59.223	1:50.958
88	31.359	1:43.318	88	34.757	1:43.470	88	38.375	1:44.244	57	47.500	1:45.592	94	1:21.633	1:54.553
26	32.086	1:47.075	26	35.979	1:43.965	26	39.555	1:44.202	94	1:06.315	1:55.095			
57	34.544	1:44.466	57	38.452	1:43.980	57	42.513	1:44.687						
94	43.221	1:45.284	94	48.052	1:44.903	94	51.825	1:44.399						
92	1:10.452	1:51.998	92	1:21.990	1:51.610	92	1:33.315	1:51.951						

Weather / Track : Bright / Dry

Thruxton
 Circuit Length = 2.3560 miles
 Start: 14:28 End: 14:47

Sub Zero | Boss Classic Thunder Championship inc Pro Driver Blue Oval Saloons
QUALIFYING - RACE 3 - CLASSIFICATION

POS	NO	CL	NAME	ENTRY	TIME	ON	LAPS	GAP	DIFF	MPH
1	9	A4	Nick WILLIAMSON	Ford Escort Cosworth	1:22.609	7	7			102.67
2	76	B	Garrie WHITTAKER	BMW E36 M3	1:23.047	2	8	0.438	0.438	102.12
3	55	A2	Ilsa COX	Seat Leon Cupra	1:26.586	8	9	3.977	3.539	97.95
4	32	A4	Martin DAVIES	Ford Sierra	1:26.867	8	9	4.258	0.281	97.63
5	16	A4	Vaughan FLETCHER	Subaru Impreza	1:27.683	6	7	5.074	0.816	96.72
6	74	B	Neil PHILPOTTS	Mitsubishi Starion	1:27.976	2	7	5.367	0.293	96.40
7	82	1	Craig JAMIESON	Ford Sierra RS Cosworth	1:28.283	7	9	5.674	0.307	96.07
8	23	1	Craig RAINER	Ford MK2 Escort	1:28.488	7	7	5.879	0.205	95.84
9	85	B	Brian COX	Seat Leon Cupra	1:28.658	7	9	6.049	0.170	95.66
10	84	B	Alexander OWEN	Ford Sierra Rs cosworth	1:29.767	8	9	7.158	1.109	94.48
11	12	A4	Ian FROGGATT	Subaru Impreza	1:29.798	9	9	7.189	0.031	94.45
12	73	2	Mike WEBB	Ford Focus	1:31.101	6	8	8.492	1.303	93.10
13	14	B	Malcolm WISE	Ford Escort	1:32.630	5	5	10.021	1.529	91.56
14	2	E	John EDWARDS-PARTON	Ford Fiesta	1:33.346	6	8	10.737	0.716	90.86
15	65	D	Lawrie DUNSTER	BMW E36 M3	1:36.288	7	8	13.679	2.942	88.08
16	72	3	Demetris NEOPHYTOU	Ford Fiesta Mk1 x/flow	1:36.799	7	7	14.190	0.511	87.62
17	15	3	James HORNER	Ford Fiesta XR2i	1:37.216	2	2	14.607	0.417	87.24
18	22	4	Brian LONG	Ford Fiesta	1:37.867	5	8	15.258	0.651	86.66
19	57	2	Simon BEAMENT	Ford Escort	1:39.313	8	8	16.704	1.446	85.40
20	58	3	Steven HORNER	Ford Fiesta	1:39.383	3	7	16.774	0.070	85.34
21	53	4	Graham STEPHENS	Ford fiesta xr2	1:41.706	6	8	19.097	2.323	83.39
22	8	4	Laurence BALL	Ford xr2	1:42.706	6	7	20.097	1.000	82.58
23	21	4	Alan WILLETT	Ford Fiesta	1:47.744	6	7	25.135	5.038	78.71

Car 16 - Please fit timing transponder

Thrupton
 Circuit Length = 2.3560 miles
 Start: 11:35 End: 11:52

Weather / Track : Cloudy / Dry
 These results are provisional until the conclusion of any judicial and technical matters.

Clerk of Course :		Timekeeper :
-------------------	--	--------------

Sub Zero | Boss Classic Thunder Championship inc Pro Driver Blue Oval Saloons
QUALIFYING - RACE 3 - LAP ANALYSIS

2	John EDWARDS-PARTON		E Ford Fiesta - Driver				
1 -	1:38.851	+ 5.505	11:39:30.826	5 -	1:34.508	+ 1.162	11:45:50.451
2 -	1:35.382	+ 2.036	11:41:06.208	6 -	1:33.346		11:47:23.797
3 -	1:34.406	+ 1.060	11:42:40.614	7 -	1:33.811	+ 0.465	11:48:57.608
4 -	1:35.329	+ 1.983	11:44:15.943	8 -	1:34.396	+ 1.050	11:50:32.004
8	Laurence BALL		4 Ford xr2 - Driver				
1 -	1:47.645	+ 4.939	11:40:06.043	5 -	1:47.196	+ 4.490	11:47:26.095
2 -	1:50.717	+ 8.011	11:41:56.760	6 -	1:42.706		11:49:08.801
3 -	1:51.169	+ 8.463	11:43:47.929	7 -	1:42.804	+ 0.098	11:50:51.605
4 -	1:50.970	+ 8.264	11:45:38.899				
9	Nick WILLIAMSON		A4 Ford Escort Cosworth - Owen Developments				
1 -	1:29.342	+ 6.733	11:39:40.857	5 -	1:56.155	+ 33.546	11:45:48.561
2 -	1:23.559	+ 0.950	11:41:04.416	6 -	1:22.877	+ 0.268	11:47:11.438
3 -	1:25.216	+ 2.607	11:42:29.632	7 -	1:22.609		11:48:34.047
4 -	1:22.774	+ 0.165	11:43:52.406				
12	Ian FROGGATT		A4 Subaru Impreza - Scooby Clinic				
1 -	1:35.667	+ 5.869	11:39:13.123	6 -	1:31.107	+ 1.309	11:47:04.396
2 -	1:35.150	+ 5.352	11:40:48.273	7 -	1:32.243	+ 2.445	11:48:36.639
3 -	1:34.004	+ 4.206	11:42:22.277	8 -	1:36.731	+ 6.933	11:50:13.370
4 -	1:34.189	+ 4.391	11:43:56.466	9 -	1:29.798		11:51:43.168
5 -	1:36.823	+ 7.025	11:45:33.289				
14	Malcolm WISE		B Ford Escort - Driver				
1 -	1:38.228	+ 5.598	11:39:27.400	4 -	1:39.168	+ 6.538	11:44:13.056
2 -	1:32.954	+ 0.324	11:41:00.354	5 -	1:32.630		11:45:45.686
3 -	1:33.534	+ 0.904	11:42:33.888				
15	James HORNER		3 Ford Fiesta XR2i - Driver				
1 -	1:43.195	+ 5.979	11:39:36.718	2 -	1:37.216		11:41:13.934
16	Vaughan FLETCHER		A4 Subaru Impreza - Scooby Clinic / Vigor Tools				
1 -	1:45.736	+ 18.053	11:41:45.986	5 -	1:28.313	+ 0.630	11:47:52.122
2 -	1:36.657	+ 8.974	11:43:22.643	6 -	1:27.683		11:49:19.805
3 -	1:31.620	+ 3.937	11:44:54.263	7 -	1:28.873	+ 1.190	11:50:48.678
4 -	1:29.546	+ 1.863	11:46:23.809				
21	Alan WILLETT		4 Ford Fiesta - Driver				
1 -	1:55.959	+ 8.215	11:40:02.737	5 -	1:48.704	+ 0.960	11:47:28.112
2 -	1:51.513	+ 3.769	11:41:54.250	6 -	1:47.744		11:49:15.856
3 -	1:53.469	+ 5.725	11:43:47.719	7 -	1:49.089	+ 1.345	11:51:04.945
4 -	1:51.689	+ 3.945	11:45:39.408				
22	Brian LONG		4 Ford Fiesta - Driver				
1 -	1:40.029	+ 2.162	11:39:05.441	5 -	1:37.867		11:45:43.799
2 -	1:41.173	+ 3.306	11:40:46.614	6 -	1:38.564	+ 0.697	11:47:22.363
3 -	1:40.009	+ 2.142	11:42:26.623	7 -	1:39.845	+ 1.978	11:49:02.208
4 -	1:39.309	+ 1.442	11:44:05.932	8 -	1:41.235	+ 3.368	11:50:43.443
23	Craig RAINER		1 Ford MK2 Escort - Wealden Racing				
1 -	1:36.477	+ 7.989	11:39:45.060	5 -	1:30.351	+ 1.863	11:45:43.954
2 -	1:29.679	+ 1.191	11:41:14.739	6 -	1:29.267	+ 0.779	11:47:13.221
3 -	1:28.661	+ 0.173	11:42:43.400	7 -	1:28.488		11:48:41.709
4 -	1:30.203	+ 1.715	11:44:13.603				
32	Martin DAVIES		A4 Ford Sierra - M&S Engineering				
1 -	1:37.961	+ 11.094	11:39:19.804	6 -	1:29.120	+ 2.253	11:46:46.501
2 -	1:30.967	+ 4.100	11:40:50.771	7 -	1:27.235	+ 0.368	11:48:13.736
3 -	1:29.729	+ 2.862	11:42:20.500	8 -	1:26.867		11:49:40.603

Car 16 - Please fit timing transponder

Weather / Track : Cloudy / Dry

Thruxton
 Circuit Length = 2.3560 miles
 Start: 11:35 End: 11:52

Sub Zero | Boss Classic Thunder Championship inc Pro Driver Blue Oval Saloons

QUALIFYING - RACE 3 - LAP ANALYSIS

4 -	1:28.439	+ 1.572	11:43:48.939	9 -	1:27.565	+ 0.698	11:51:08.168
5 -	1:28.442	+ 1.575	11:45:17.381				
53	Graham STEPHENS		4	Ford fiesta xr2 - Driver			
1 -	1:46.323	+ 4.617	11:40:03.616	5 -	1:42.619	+ 0.913	11:47:00.763
2 -	1:46.549	+ 4.843	11:41:50.165	6 -	1:41.706		11:48:42.469
3 -	1:44.151	+ 2.445	11:43:34.316	7 -	1:42.705	+ 0.999	11:50:25.174
4 -	1:43.828	+ 2.122	11:45:18.144	8 -	1:42.030	+ 0.324	11:52:07.204
55	Ilsa COX		A2	Seat Leon Cupra - Driver			
1 -	1:36.337	+ 9.751	11:39:21.869	6 -	1:29.166	+ 2.580	11:47:01.020
2 -	1:34.768	+ 8.182	11:40:56.637	7 -	1:28.871	+ 2.285	11:48:29.891
3 -	1:33.011	+ 6.425	11:42:29.648	8 -	1:26.586		11:49:56.477
4 -	1:30.487	+ 3.901	11:44:00.135	9 -	1:26.858	+ 0.272	11:51:23.335
5 -	1:31.719	+ 5.133	11:45:31.854				
57	Simon BEAMENT		2	Ford Escort - Driver			
1 -	1:51.462	+ 12.149	11:39:59.592	5 -	1:41.452	+ 2.139	11:46:54.412
2 -	1:45.893	+ 6.580	11:41:45.485	6 -	1:40.633	+ 1.320	11:48:35.045
3 -	1:43.304	+ 3.991	11:43:28.789	7 -	1:42.514	+ 3.201	11:50:17.559
4 -	1:44.171	+ 4.858	11:45:12.960	8 -	1:39.313		11:51:56.872
58	Steven HORNER		3	Ford Fiesta - PC Motorsport			
1 -	1:46.640	+ 7.257	11:40:11.874	5 -	1:44.284	+ 4.901	11:46:57.363
2 -	1:40.448	+ 1.065	11:41:52.322	6 -	1:40.498	+ 1.115	11:48:37.861
3 -	1:39.383		11:43:31.705	7 -	1:57.697	+ 18.314	11:50:35.558
4 -	1:41.374	+ 1.991	11:45:13.079				
65	Lawrie DUNSTER		D	BMW E36 M3 - Driver			
1 -	1:38.332	+ 2.044	11:39:04.576	5 -	1:38.368	+ 2.080	11:45:53.698
2 -	1:49.700	+ 13.412	11:40:54.276	6 -	1:36.521	+ 0.233	11:47:30.219
3 -	1:39.079	+ 2.791	11:42:33.355	7 -	1:36.288		11:49:06.507
4 -	1:41.975	+ 5.687	11:44:15.330	8 -	1:37.188	+ 0.900	11:50:43.695
72	Demetris NEOPHYTOU		3	Ford Fiesta Mk1 x/flow - Driver			
1 -	1:50.856	+ 14.057	11:39:39.062	5 -	1:39.464	+ 2.665	11:46:31.149
2 -	1:43.791	+ 6.992	11:41:22.853	6 -	1:37.994	+ 1.195	11:48:09.143
3 -	1:43.948	+ 7.149	11:43:06.801	7 -	1:36.799		11:49:45.942
4 -	1:44.884	+ 8.085	11:44:51.685				
73	Mike WEBB		2	Ford Focus - Driver			
1 -	1:38.745	+ 7.644	11:39:45.234	5 -	1:32.038	+ 0.937	11:46:01.575
2 -	1:34.565	+ 3.464	11:41:19.799	6 -	1:31.101		11:47:32.676
3 -	1:36.988	+ 5.887	11:42:56.787	7 -	1:32.151	+ 1.050	11:49:04.827
4 -	1:32.750	+ 1.649	11:44:29.537	8 -	1:32.894	+ 1.793	11:50:37.721
74	Neil PHILPOTTS		B	Mitsubishi Starion - Driveme.net			
1 -	1:30.931	+ 2.955	11:39:14.308	5 -	1:29.511	+ 1.535	11:45:09.923
2 -	1:27.976		11:40:42.284	6 -	1:28.594	+ 0.618	11:46:38.517
3 -	1:29.975	+ 1.999	11:42:12.259	7 -	5:06.782 D	+ 3:38.806	11:51:45.299
4 -	1:28.153	+ 0.177	11:43:40.412				
76	Garrie WHITTAKER		B	BMW E36 M3 - Driver			
1 -	1:24.614	+ 1.567	11:38:45.216	5 -	1:23.328	+ 0.281	11:44:18.312
2 -	1:23.047		11:40:08.263	6 -	1:24.701	+ 1.654	11:45:43.013
3 -	1:23.427	+ 0.380	11:41:31.690	7 -	1:36.382	+ 13.335	11:47:19.395
4 -	1:23.294	+ 0.247	11:42:54.984	8 -	1:23.123	+ 0.076	11:48:42.518
82	Craig JAMIESON		1	Ford Sierra RS Cosworth - Driver			
1 -	1:38.289	+ 10.006	11:39:36.740	6 -	1:33.135	+ 4.852	11:47:15.274
2 -	1:31.158	+ 2.875	11:41:07.898	7 -	1:28.283		11:48:43.557
3 -	1:30.817	+ 2.534	11:42:38.715	8 -	1:38.327	+ 10.044	11:50:21.884

Car 16 - Please fit timing transponder

Weather / Track : Cloudy / Dry

Thruxton

Circuit Length = 2.3560 miles

Start: 11:35 End: 11:52

Sub Zero | Boss Classic Thunder Championship inc Pro Driver Blue Oval Saloons
QUALIFYING - RACE 3 - LAP ANALYSIS

4 -	1:32.989	+ 4.706	11:44:11.704	9 -	1:42.679	+ 14.396	11:52:04.563
5 -	1:30.435	+ 2.152	11:45:42.139				
84	Alexander OWEN			B	Ford Sierra Rs cosworth - Driver		
1 -	1:31.740	+ 1.973	11:38:55.558	6 -	1:31.332	+ 1.565	11:46:33.413
2 -	1:31.461	+ 1.694	11:40:27.019	7 -	1:31.147	+ 1.380	11:48:04.560
3 -	1:31.240	+ 1.473	11:41:58.259	8 -	1:29.767		11:49:34.327
4 -	1:33.000	+ 3.233	11:43:31.259	9 -	1:30.224	+ 0.457	11:51:04.551
5 -	1:30.822	+ 1.055	11:45:02.081				
85	Brian COX			B	Seat Leon Cupra - Driver		
1 -	2:03.506	+ 34.848	11:39:47.836	6 -	1:30.448	+ 1.790	11:47:22.762
2 -	1:32.733	+ 4.075	11:41:20.569	7 -	1:28.658		11:48:51.420
3 -	1:32.304	+ 3.646	11:42:52.873	8 -	1:30.601	+ 1.943	11:50:22.021
4 -	1:29.765	+ 1.107	11:44:22.638	9 -	1:29.011	+ 0.353	11:51:51.032
5 -	1:29.676	+ 1.018	11:45:52.314				


Car 16 - Please fit timing transponder

Weather / Track : Cloudy / Dry

Thruxton
 Circuit Length = 2.3560 miles
 Start: 11:35 End: 11:52

Sub Zero | Boss Classic Thunder Championship inc Pro Driver Blue Oval Saloons

RACE 3 - GRID

ROW 12	1:47.744 21 Alan WILLETT	
ROW 11	1:41.706 53 Graham STEPHENS	1:42.706 8 Laurence BALL
ROW 10	1:39.313 57 Simon BEAMENT	1:39.383 58 Steven HORNER
ROW 9	1:37.216 15 James HORNER	1:37.867 22 Brian LONG
ROW 8	1:36.288 65 Lawrie DUNSTER	1:36.799 72 Demetris NEOPHYTOU
ROW 7	1:32.630 14 Malcolm WISE	1:33.346 2 John EDWARDS-PARTON
ROW 6	1:29.798 12 Ian FROGGATT	1:31.101 73 Mike WEBB
ROW 5	1:28.658 85 Brian COX	1:29.767 84 Alexander OWEN
ROW 4	1:28.283 82 Craig JAMIESON	1:28.488 23 Craig RAINER
ROW 3	1:27.683 16 Vaughan FLETCHER	1:27.976 74 Neil PHILPOTTS
ROW 2	1:26.586 55 Ilsa COX	1:26.867 32 Martin DAVIES
ROW 1	1:22.609 9 Nick WILLIAMSON	1:23.047 76 Garrie WHITTAKER
Pole		
		

Thrupton
Circuit Length = 2.3560 miles

These results are provisional until the conclusion of any judicial and technical matters.

Clerk of Course :		Timekeeper :
-------------------	--	--------------

Sub Zero | Boss Classic Thunder Championship inc Pro Driver Blue Oval Saloons

RACE 3 - CLASSIFICATION

POS	NO	CL	NAME	ENTRY	LAPS	TIME	GAP	DIFF	MPH	BEST	ON
1	76	B	Garrie WHITTAKER	BMW E36 M3	15	21:05.388			100.54	1:21.751	5
2	9	A4	Nick WILLIAMSON	Ford Escort Cosworth	15	21:51.664	46.276	46.276	96.99	1:25.423	3
3	55	A2	Ilsa COX	Seat Leon Cupra	15	22:04.167	58.779	12.503	96.07	1:26.597	5
4	23	1	Craig RAINER	Ford MK2 Escort	15	22:14.300	1:08.912	10.133	95.34	1:27.384	14
5	85	B	Brian COX	Seat Leon Cupra	15	22:14.549	1:09.161	0.249	95.33	1:27.174	3
6	82	1	Craig JAMIESON	Ford Sierra RS Cosworth	15	22:16.747	1:11.359	2.198	95.17	1:27.173	14
7	16	A4	Vaughan FLETCHER	Subaru Impreza	15	22:24.579	1:19.191	7.832	94.61	1:25.665	2
8	12	A4	Ian FROGGATT	Subaru Impreza	15	22:26.296	1:20.908	1.717	94.49	1:27.266	3
9	74	B	Neil PHILPOTTS	Mitsubishi Starion	15	22:41.514	1:36.126	15.218	93.44	1:22.419	4
10	73	2	Mike WEBB	Ford Focus	14	21:48.388	1 lap	1 lap	90.75	1:31.776	13
11	65	D	Lawrie DUNSTER	BMW E36 M3	14	21:48.609	1 lap	0.221	90.73	1:30.792	11
12	14	1	Malcolm WISE	Ford Escort	14	21:49.572	1 lap	0.963	90.67	1:31.003	13
13	2	E	John EDWARDS-PARTON	Ford Fiesta	14	21:50.086	1 lap	0.514	90.63	1:30.428	12
14	72	3	Demetris NEOPHYTOU	Ford Fiesta Mk1 x/flow	13	21:07.506	2 laps	1 lap	86.99	1:35.696	13
15	57	2	Simon BEAMENT	Ford Escort	13	21:08.167	2 laps	0.661	86.94	1:33.406	12
16	22	4	Brian LONG	Ford Fiesta	13	21:30.283	2 laps	22.116	85.45	1:36.940	4
17	8	4	Laurence BALL	Ford xr2	13	22:29.734	2 laps	59.451	81.69	1:40.796	13
18	53	4	Graham STEPHENS	Ford fiesta xr2	13	22:31.409	2 laps	1.675	81.58	1:41.632	6
19	21	4	Alan WILLETT	Ford Fiesta	12	21:40.405	3 laps	1 lap	78.26	1:45.165	4

NOT CLASSIFIED

DNF	32	A4	Martin DAVIES	Ford Sierra	8	11:36.057	7 laps	4 laps	97.48	1:26.170	6
DNF	84	B	Alexander OWEN	Ford Sierra Rs cosworth	6	8:53.395	9 laps	2 laps	95.40	1:27.275	3
DNF	58	3	Steven HORNER	Ford Fiesta	2	3:24.248	13 laps	4 laps	83.05	1:38.644	2

FASTEST LAP

76	B	Garrie WHITTAKER	BMW E36 M3	5	1:21.751	103.74 mph	166.96 kph
9	A4	Nick WILLIAMSON	Ford Escort Cosworth	3	1:25.423	99.28 mph	159.79 kph
55	A2	Ilsa COX	Seat Leon Cupra	5	1:26.597	97.94 mph	157.62 kph
82	1	Craig JAMIESON	Ford Sierra RS Cosworth	14	1:27.173	97.29 mph	156.58 kph
2	E	John EDWARDS-PARTON	Ford Fiesta	12	1:30.428	93.79 mph	150.94 kph
65	D	Lawrie DUNSTER	BMW E36 M3	11	1:30.792	93.41 mph	150.34 kph
73	2	Mike WEBB	Ford Focus	13	1:31.776	92.41 mph	148.72 kph
72	3	Demetris NEOPHYTOU	Ford Fiesta Mk1 x/flow	13	1:35.696	88.63 mph	142.63 kph
22	4	Brian LONG	Ford Fiesta	4	1:36.940	87.49 mph	140.80 kph

Weather / Track : Bright / Dry

These results are provisional until the conclusion of any judicial and technical matters.

Thruxton

Circuit Length = 2.3560 miles

Start: 15:19 End: 15:42

Clerk of Course :

Timekeeper :

Sub Zero | Boss Classic Thunder Championship inc Pro Driver Blue Oval Saloons

RACE 3 - LAP CHART

Lap 1			Lap 2			Lap 3			Lap 4			Lap 5		
No	Behind	Laptime	No	Behind	Laptime	No	Behind	Laptime	No	Behind	Laptime	No	Behind	Laptime
9		1:23.201	76		1:23.198	76		1:22.438	76		1:22.182	76		1:21.751
76	1.503	1:24.704	74	0.394	1:22.887	74	0.584	1:22.628	74	0.821	1:22.419	74	3.217	1:24.147
74	2.208	1:25.409	9	1.155	1:25.856	9	4.140	1:25.423	9	8.582	1:26.624	53	1 LAP	1:42.061
32	6.153	1:29.354	32	8.355	1:26.903	32	13.540	1:27.623	32	17.705	1:26.347	8	1 LAP	1:43.462
16	7.890	1:31.091	16	8.854	1:25.665	16	14.052	1:27.636	16	18.043	1:26.173	9	13.278	1:26.447
23	8.042	1:31.243	23	11.169	1:27.828	23	16.762	1:28.031	55	22.978	1:27.969	21	1 LAP	1:45.165
55	9.036	1:32.237	55	12.145	1:27.810	55	17.191	1:27.484	23	23.580	1:29.000	32	22.478	1:26.524
82	10.118	1:33.319	82	13.032	1:27.615	82	18.055	1:27.461	84	24.442	1:27.975	16	22.692	1:26.400
84	10.713	1:33.914	84	13.812	1:27.800	84	18.649	1:27.275	82	25.026	1:29.153	55	27.824	1:26.597
85	11.466	1:34.667	85	14.562	1:27.797	85	19.298	1:27.174	85	25.518	1:28.402	84	30.918	1:28.227
12	11.633	1:34.834	12	15.427	1:28.495	12	20.255	1:27.266	12	26.309	1:28.236	23	30.926	1:29.097
73	14.535	1:37.736	14	23.965	1:33.968	14	35.592	1:34.065	14	46.257	1:32.847	82	31.542	1:28.267
14	14.698	1:37.899	65	24.845	1:34.359	65	36.407	1:34.000	65	46.605	1:32.380	85	32.099	1:28.332
65	15.187	1:38.388	73	25.691	1:35.857	73	37.461	1:34.208	73	47.489	1:32.210	12	32.467	1:27.909
2	15.897	1:39.098	2	26.227	1:35.031	2	37.883	1:34.094	2	47.808	1:32.107	65	57.715	1:32.861
72	21.160	1:44.361	72	33.411	1:36.952	72	47.205	1:36.232	72	1:00.852	1:35.829	14	58.479	1:33.973
57	21.481	1:44.682	57	34.805	1:38.025	57	49.357	1:36.990	57	1:04.916	1:37.741	73	58.919	1:33.181
22	21.860	1:45.061	22	36.077	1:38.918	22	51.050	1:37.411	22	1:05.808	1:36.940	2	59.215	1:33.158
58	22.403	1:45.604	58	36.346	1:38.644	53	1:07.882	1:48.046				72	1:15.303	1:36.202
53	25.282	1:48.483	53	42.274	1:41.693	8	1:10.911	1:43.321				57	1:21.585	1:38.420
21	28.263	1:51.464	21	49.429	1:45.867	21	1:12.244	1:45.253				22	1:22.548	1:38.491
8	28.839	1:52.040	8	50.028	1:45.890									

Weather / Track : Bright / Dry

Thrupton
Circuit Length = 2.3560 miles
Start: 15:19 End: 15:42

Sub Zero | Boss Classic Thunder Championship inc Pro Driver Blue Oval Saloons

RACE 3 - LAP CHART

Lap 6			Lap 7			Lap 8			Lap 9			Lap 10		
No	Behind	Laptime	No	Behind	Laptime	No	Behind	Laptime	No	Behind	Laptime	No	Behind	Laptime
76		1:23.515	76		1:24.775	76		1:23.997	76		1:26.283	76		1:25.446
74	11.945	1:32.243	72	1 LAP	1:36.515	72	1 LAP	1:37.505	73	1 LAP	1:32.374	8	2 LAPS	1:43.142
9	17.184	1:27.421	57	1 LAP	1:36.366	9	25.075	1:28.872	65	1 LAP	1:33.007	73	1 LAP	1:32.046
32	25.133	1:26.170	22	1 LAP	1:37.480	22	1 LAP	1:40.659	14	1 LAP	1:34.222	65	1 LAP	1:32.101
53	1 LAP	1:42.741	9	20.200	1:27.791	32	29.497	1:26.240	2	1 LAP	1:33.598	14	1 LAP	1:33.075
16	25.415	1:26.238	74	20.450	1:33.280	16	29.677	1:26.199	9	25.970	1:27.178	2	1 LAP	1:33.167
8	1 LAP	1:44.180	32	27.254	1:26.896	74	29.795	1:33.342	72	1 LAP	1:35.929	21	2 LAPS	1:50.404
55	31.884	1:27.575	16	27.475	1:26.835	57	1 LAP	1:46.146	16	30.168	1:26.774	9	27.076	1:26.552
23	34.927	1:27.516	55	35.243	1:28.134	55	39.134	1:27.888	74	37.926	1:34.414	72	1 LAP	1:35.949
21	1 LAP	1:45.552	23	39.937	1:29.785	23	45.751	1:29.811	57	1 LAP	1:35.535	16	38.356	1:33.634
84	35.607	1:28.204	85	41.590	1:28.583	85	46.373	1:28.780	55	41.674	1:28.823	55	43.250	1:27.022
82	37.587	1:29.560	53	1 LAP	1:41.632	12	47.089	1:28.510	22	1 LAP	1:40.274	74	46.524	1:34.044
85	37.782	1:29.198	12	42.576	1:29.303	82	51.254	1:28.706	23	49.007	1:29.539	57	1 LAP	1:35.446
12	38.048	1:29.096	82	46.545	1:33.733	53	1 LAP	1:43.055	85	49.960	1:29.870	23	51.918	1:28.357
14	1:10.866	1:35.902	8	1 LAP	1:47.160	8	1 LAP	1:42.610	12	50.716	1:29.910	12	53.358	1:28.088
73	1:11.308	1:35.904	21	1 LAP	1:48.854	21	1 LAP	1:48.022	82	52.898	1:27.927	85	53.753	1:29.239
2	1:12.321	1:36.621	73	1:20.181	1:33.648				53	1 LAP	1:42.938	82	54.879	1:27.427
65	1:12.326	1:38.126	14	1:20.832	1:34.741							22	1 LAP	1:38.986
			65	1:21.095	1:33.544									
			2	1:21.993	1:34.447									

Weather / Track : Bright / Dry

Thrupton
Circuit Length = 2.3560 miles
Start: 15:19 End: 15:42

Sub Zero | Boss Classic Thunder Championship inc Pro Driver Blue Oval Saloons

RACE 3 - LAP CHART

Lap 11			Lap 12			Lap 13			Lap 14			Lap 15		
No	Behind	Laptime	No	Behind	Laptime	No	Behind	Laptime	No	Behind	Laptime	No	Behind	Laptime
76		1:25.884	76		1:24.562	76		1:24.234	76		1:25.341	76		1:27.078
53	2 LAPS	1:43.527	73	1 LAP	1:31.800	65	1 LAP	1:32.180	22	2 LAPS	1:38.934	72	2 LAPS	1:35.696
73	1 LAP	1:32.006	65	1 LAP	1:30.792	73	1 LAP	1:33.390	21	3 LAPS	1:49.974	57	2 LAPS	1:35.272
65	1 LAP	1:31.479	14	1 LAP	1:32.801	14	1 LAP	1:31.211	65	1 LAP	1:31.891	22	2 LAPS	1:39.574
14	1 LAP	1:31.606	2	1 LAP	1:34.141	2	1 LAP	1:30.428	73	1 LAP	1:31.776	21	3 LAPS	1:48.028
2	1 LAP	1:31.188	53	2 LAPS	1:43.211	9	40.838	1:29.141	14	1 LAP	1:31.003	73	1 LAP	1:32.252
8	2 LAPS	1:42.576	9	35.931	1:31.805	53	2 LAPS	1:42.091	2	1 LAP	1:30.690	65	1 LAP	1:33.501
9	28.688	1:27.496	8	2 LAPS	1:40.910	55	53.196	1:27.822	9	44.215	1:28.718	14	1 LAP	1:32.259
55	45.772	1:28.406	55	49.608	1:28.398	8	2 LAPS	1:41.337	55	56.077	1:28.222	2	1 LAP	1:32.318
16	47.261	1:34.789	16	58.914	1:36.215	23	1:05.005	1:28.855	53	2 LAPS	1:44.431	9	46.276	1:29.139
21	2 LAPS	1:51.617	23	1:00.384	1:28.252	82	1:05.462	1:28.655	23	1:07.048	1:27.384	55	58.779	1:29.780
72	1 LAP	1:38.786	82	1:01.041	1:27.875	85	1:05.836	1:27.372	82	1:07.294	1:27.173	23	1:08.912	1:28.942
74	54.526	1:33.886	12	1:02.097	1:28.246	12	1:06.821	1:28.958	85	1:08.040	1:27.545	85	1:09.161	1:28.199
23	56.694	1:30.660	85	1:02.698	1:28.032	16	1:07.557	1:32.877	8	2 LAPS	1:42.310	82	1:11.359	1:31.143
82	57.728	1:28.733	72	1 LAP	1:39.072	74	1:15.560	1:34.468	16	1:14.833	1:32.617	16	1:19.191	1:31.436
12	58.413	1:30.939	74	1:05.326	1:35.362	72	1 LAP	1:38.478	12	1:18.062	1:36.582	12	1:20.908	1:29.924
85	59.228	1:31.359	57	1 LAP	1:34.092	57	1 LAP	1:33.406	74	1:24.689	1:34.470	8	2 LAPS	1:40.796
57	1 LAP	1:36.046	21	2 LAPS	1:50.205							53	2 LAPS	1:47.500
22	1 LAP	1:38.383	22	1 LAP	1:39.172							74	1:36.126	1:38.515

Weather / Track : Bright / Dry

Thrupton
Circuit Length = 2.3560 miles
Start: 15:19 End: 15:42

Sub Zero | Boss Classic Thunder Championship inc Pro Driver Blue Oval Saloons
RACE 11 - GRID

ROW 11	84 Alexander OWEN	58 Steven HORNER
ROW 10	21 Alan WILLETT	32 Martin DAVIES
ROW 9	8 Laurence BALL	53 Graham STEPHENS
ROW 8	57 Simon BEAMENT	22 Brian LONG
ROW 7	2 John EDWARDS-PARTON	72 Demetris NEOPHYTOU
ROW 6	65 Lawrie DUNSTER	14 Malcolm WISE
ROW 5	74 Neil PHILPOTTS	73 Mike WEBB
ROW 4	16 Vaughan FLETCHER	12 Ian FROGGATT
ROW 3	85 Brian COX	82 Craig JAMIESON
ROW 2	55 Ilsa COX	23 Craig RAINER
ROW 1	76 Garrie WHITTAKER	9 Nick WILLIAMSON
Pole		
		

Thrupton
 Circuit Length = 2.3560 miles

These results are provisional until the conclusion of any judicial and technical matters.

Clerk of Course :		Timekeeper :

Sub Zero | Boss Classic Thunder Championship inc Pro Driver Blue Oval Saloons

RACE 11 - CLASSIFICATION

POS	NO	CL	NAME	ENTRY	LAPS	TIME	GAP	DIFF	MPH	BEST	ON
1	13	C	Joss RONCHETTI	Talbot Sunbeam Lotus	15	21:08.118			100.32	1:22.811	3
2	76	B	Garrie WHITTAKER	BMW E36 M3	15	21:10.118	2.000	2.000	100.16	1:23.458	2
3	74	B	Neil PHILPOTTS	Mitsubishi Starion	15	21:57.204	49.086	47.086	96.58	1:24.715	3
4	32	A4	Martin DAVIES	Ford Sierra	15	22:06.071	57.953	8.867	95.94	1:26.527	6
5	85	B	Brian COX	Seat Leon Cupra	15	22:11.772	1:03.654	5.701	95.52	1:27.434	6
6	23	1	Craig RAINER	Ford MK2 Escort	15	22:14.248	1:06.130	2.476	95.35	1:27.369	5
7	82	1	Craig JAMIESON	Ford Sierra RS Cosworth	15	22:16.121	1:08.003	1.873	95.21	1:27.062	10
8	84	B	Alexander OWEN	Ford Sierra Rs cosworth	15	22:33.147	1:25.029	17.026	94.02	1:28.084	9
9	2	E	John EDWARDS-PARTON	Ford Fiesta	14	21:36.089	1 lap	1 lap	91.61	1:30.396	14
10	14	1	Malcolm WISE	Ford Escort	14	21:37.238	1 lap	1.149	91.53	1:31.045	14
11	57	2	Simon BEAMENT	Ford Escort	14	22:40.061	1 lap	1:02.823	87.30	1:34.241	9
12	72	3	Demetris NEOPHYTOU	Ford Fiesta Mk1 x/flow	13	21:09.722	2 laps	1 lap	86.83	1:35.361	13
13	22	4	Brian LONG	Ford Fiesta	13	21:53.192	2 laps	43.470	83.96	1:39.294	13
14	53	4	Graham STEPHENS	Ford fiesta xr2	13	22:03.503	2 laps	10.311	83.30	1:40.409	10
15	8	4	Laurence BALL	Ford xr2	13	22:06.590	2 laps	3.087	83.11	1:40.034	13
16	21	4	Alan WILLETT	Ford Fiesta	13	22:57.065	2 laps	50.475	80.06	1:44.127	2

NOT CLASSIFIED

DNF	65	D	Lawrie DUNSTER	BMW E36 M3	12	18:55.752	3 laps	1 lap	89.61	1:29.440	2
DNF	55	A2	Ilsa COX	Seat Leon Cupra	6	8:51.491	9 laps	6 laps	95.74	1:26.606	6
DNF	9	A4	Nick WILLIAMSON	Ford Escort Cosworth	3	4:24.140	12 laps	3 laps	96.33	1:23.662	3
DNF	12	A4	Ian FROGGATT	Subaru Impreza	2	3:39.807	13 laps	1 lap	77.17		
DNF	73	2	Mike WEBB	Ford Focus	0						

FASTEST LAP

13	C	Joss RONCHETTI	Talbot Sunbeam Lotus	3	1:22.811	102.42 mph	164.83 kph
76	B	Garrie WHITTAKER	BMW E36 M3	2	1:23.458	101.62 mph	163.55 kph
9	A4	Nick WILLIAMSON	Ford Escort Cosworth	3	1:23.662	101.37 mph	163.15 kph
55	A2	Ilsa COX	Seat Leon Cupra	6	1:26.606	97.93 mph	157.60 kph
82	1	Craig JAMIESON	Ford Sierra RS Cosworth	10	1:27.062	97.41 mph	156.78 kph
65	D	Lawrie DUNSTER	BMW E36 M3	2	1:29.440	94.82 mph	152.61 kph
2	E	John EDWARDS-PARTON	Ford Fiesta	14	1:30.396	93.82 mph	150.99 kph
57	2	Simon BEAMENT	Ford Escort	9	1:34.241	89.99 mph	144.83 kph
72	3	Demetris NEOPHYTOU	Ford Fiesta Mk1 x/flow	13	1:35.361	88.94 mph	143.13 kph
22	4	Brian LONG	Ford Fiesta	13	1:39.294	85.41 mph	137.46 kph

Weather / Track : Bright / Dry

These results are provisional until the conclusion of any judicial and technical matters.

Thruxton

Circuit Length = 2.3560 miles

Start: 13:51 End: 14:14

Clerk of Course :

Timekeeper :

Sub Zero | Boss Classic Thunder Championship inc Pro Driver Blue Oval Saloons
RACE 11 - LAP CHART

Lap 1			Lap 2			Lap 3			Lap 4			Lap 5		
No	Behind	Laptime	No	Behind	Laptime	No	Behind	Laptime	No	Behind	Laptime	No	Behind	Laptime
76		1:25.263	76		1:23.458	76		1:24.010	76		1:23.928	76		1:24.343
9	0.494	1:25.757	74	3.172	1:24.969	74	3.877	1:24.715	74	5.119	1:25.170	21	1 LAP	1:45.419
74	1.661	1:26.924	13	10.015	1:25.825	13	8.816	1:22.811	13	8.490	1:23.602	74	7.580	1:26.804
23	5.979	1:31.242	9	11.757	1:34.721	9	11.409	1:23.662	55	21.046	1:28.806	13	7.839	1:23.692
55	6.520	1:31.783	23	12.638	1:30.117	55	16.168	1:27.146	85	22.084	1:27.879	55	23.883	1:27.180
13	7.648	1:32.911	55	13.032	1:29.970	85	18.133	1:28.120	32	22.407	1:27.441	32	24.605	1:26.541
82	8.686	1:33.949	85	14.023	1:27.886	23	18.777	1:30.149	23	23.755	1:28.906	85	25.651	1:27.910
85	9.595	1:34.858	82	14.761	1:29.533	32	18.894	1:27.645	82	24.082	1:28.412	23	26.781	1:27.369
65	10.342	1:35.605	32	15.259	1:27.513	82	19.598	1:28.847	65	29.548	1:31.155	82	27.330	1:27.591
12	10.425	1:35.688	65	16.324	1:29.440	65	22.321	1:30.007	84	35.953	1:28.897	65	36.840	1:31.635
32	11.204	1:36.467	14	22.938	1:33.078	84	30.984	1:30.289	2	40.234	1:31.859	84	40.904	1:29.294
14	13.318	1:38.581	2	24.399	1:33.878	2	32.303	1:31.914	14	41.325	1:32.301	2	48.528	1:32.637
2	13.979	1:39.242	84	24.705	1:33.701	14	32.952	1:34.024	57	1:03.444	1:36.182	14	49.794	1:32.812
84	14.462	1:39.725	57	37.958	1:44.075	57	51.190	1:37.242	72	1:05.122	1:37.112	57	1:14.958	1:35.857
57	17.341	1:42.604	72	38.394	1:40.642	72	51.938	1:37.554	22	1:10.962	1:39.529	72	1:16.521	1:35.742
22	21.110	1:46.373	22	39.659	1:42.007	22	55.361	1:39.712	53	1:16.399	1:42.716			
72	21.210	1:46.473	53	40.230	1:41.337	53	57.611	1:41.391	8	1:17.624	1:41.664			
53	22.351	1:47.614	8	41.954	1:41.621	8	59.888	1:41.944						
8	23.791	1:49.054	21	45.878	1:44.127	21	1:06.383	1:44.515						
21	25.209	1:50.472	12	51.086	2:04.119									

Weather / Track : Bright / Dry

Thruxton
 Circuit Length = 2.3560 miles
 Start: 13:51 End: 14:14

Sub Zero | Boss Classic Thunder Championship inc Pro Driver Blue Oval Saloons

RACE 11 - LAP CHART

Lap 6			Lap 7			Lap 8			Lap 9			Lap 10		
No	Behind	Laptime	No	Behind	Laptime	No	Behind	Laptime	No	Behind	Laptime	No	Behind	Laptime
76		1:24.290	76		1:23.971	76		1:24.191	76		1:25.062	76		1:24.622
22	1 LAP	1:40.251	57	1 LAP	1:35.864	13	6.741	1:24.626	13	4.667	1:22.988	13	3.575	1:23.530
13	6.991	1:23.442	72	1 LAP	1:36.066	57	1 LAP	1:35.368	74	20.118	1:29.312	21	2 LAPS	1:44.719
53	1 LAP	1:41.496	13	6.306	1:23.286	72	1 LAP	1:35.598	57	1 LAP	1:37.570	74	24.549	1:29.053
74	9.555	1:26.265	74	13.395	1:27.811	74	15.868	1:26.664	72	1 LAP	1:36.816	57	1 LAP	1:34.241
8	1 LAP	1:41.199	22	1 LAP	1:39.807	22	1 LAP	1:40.009	32	37.584	1:27.536	72	1 LAP	1:36.787
55	26.199	1:26.606	53	1 LAP	1:41.154	32	35.110	1:27.792	85	43.737	1:28.116	32	40.930	1:27.968
21	1 LAP	1:47.140	8	1 LAP	1:40.874	85	40.683	1:31.775	82	45.624	1:28.733	85	47.279	1:28.164
32	26.842	1:26.527	32	31.509	1:28.638	23	41.794	1:29.503	23	46.098	1:29.366	82	48.064	1:27.062
85	28.795	1:27.434	85	33.099	1:28.275	82	41.953	1:29.995	22	1 LAP	1:42.251	23	49.448	1:27.972
82	30.384	1:27.344	82	36.149	1:29.736	53	1 LAP	1:41.691	53	1 LAP	1:41.519	84	1:06.437	1:29.050
23	30.742	1:28.251	23	36.482	1:29.711	8	1 LAP	1:42.020	8	1 LAP	1:40.889	22	1 LAP	1:39.920
65	43.266	1:30.716	21	1 LAP	1:45.776	65	58.237	1:31.629	84	1:02.009	1:28.084	65	1:08.386	1:30.095
84	47.234	1:30.620	65	50.799	1:31.504	84	58.987	1:30.015	65	1:02.913	1:29.738	53	1 LAP	1:41.030
2	56.023	1:31.785	84	53.163	1:29.900	21	1 LAP	1:45.330	2	1:18.069	1:31.936	8	1 LAP	1:40.970
14	57.401	1:31.897	2	1:04.050	1:31.998	2	1:11.195	1:31.336	14	1:19.793	1:32.268			
			14	1:05.414	1:31.984	14	1:12.587	1:31.364						

Weather / Track : Bright / Dry

Thrupton
Circuit Length = 2.3560 miles
Start: 13:51 End: 14:14

Sub Zero | Boss Classic Thunder Championship inc Pro Driver Blue Oval Saloons

RACE 11 - LAP CHART

Lap 11			Lap 12			Lap 13			Lap 14			Lap 15		
No	Behind	Laptime	No	Behind	Laptime	No	Behind	Laptime	No	Behind	Laptime	No	Behind	Laptime
76		1:25.079	76		1:25.159	13		1:24.846	13		1:24.382	13		1:25.319
2	1 LAP	1:32.051	13	0.195	1:23.455	76	0.727	1:25.768	76	1.766	1:25.421	72	2 LAPS	1:35.361
14	1 LAP	1:31.729	2	1 LAP	1:31.549	22	2 LAPS	1:42.700	2	1 LAP	1:32.035	76	2.000	1:25.553
13	1.899	1:23.403	53	2 LAPS	1:40.409	2	1 LAP	1:33.473	14	1 LAP	1:31.910	2	1 LAP	1:30.396
21	2 LAPS	1:44.491	14	1 LAP	1:31.472	14	1 LAP	1:32.773	22	2 LAPS	1:41.221	14	1 LAP	1:31.045
74	28.169	1:28.699	8	2 LAPS	1:43.019	53	2 LAPS	1:40.943	53	2 LAPS	1:40.960	22	2 LAPS	1:39.294
32	44.623	1:28.772	74	33.220	1:30.210	8	2 LAPS	1:42.803	8	2 LAPS	1:40.499	74	49.086	1:30.334
57	1 LAP	1:36.057	21	2 LAPS	1:45.386	65	1 LAP	2:13.935	74	44.071	1:30.134	53	2 LAPS	1:41.243
85	49.642	1:27.442	32	47.013	1:27.549	74	38.319	1:30.140	32	54.290	1:28.537	32	57.953	1:28.982
82	50.901	1:27.916	85	52.116	1:27.633	32	50.135	1:28.163	85	1:00.373	1:28.871	8	2 LAPS	1:40.034
23	52.300	1:27.931	82	53.246	1:27.504	85	55.884	1:28.809	82	1:00.945	1:28.957	85	1:03.654	1:28.600
72	1 LAP	1:39.234	23	55.224	1:28.083	82	56.370	1:28.165	23	1:02.848	1:28.118	23	1:06.130	1:28.601
84	1:10.498	1:29.140	57	1 LAP	1:37.670	23	59.112	1:28.929	84	1:22.034	1:28.575	82	1:08.003	1:32.377
65	1:13.600	1:30.293	72	1 LAP	1:36.917	21	2 LAPS	1:45.400	57	1 LAP	1:35.656	84	1:25.029	1:28.314
22	1 LAP	1:40.118	84	1:14.403	1:29.064	57	1 LAP	1:37.035	21	2 LAPS	1:44.971	57	1 LAP	1:34.640
						72	1 LAP	1:35.420				21	2 LAPS	1:49.319
						84	1:17.841	1:28.479						

Weather / Track : Bright / Dry

Thrupton
Circuit Length = 2.3560 miles
Start: 13:51 End: 14:14

SVG Motorsport Pre 93 Touring Car Championship

QUALIFYING - RACE 5 - CLASSIFICATION

POS	NO	CL	NAME	ENTRY	TIME	ON	LAPS	GAP	DIFF	MPH
1	46	B	David HICKTON	BMW M3	1:28.996	5	5			95.30
2	11	C	Roger STANFORD	BMW M3	1:30.875	2	5	1.879	1.879	93.33
3	60	B	Graham MYERS	Ford Sierra Cosworth	1:31.263	4	5	2.267	0.388	92.93
4	76	H	Neil BRAY	BMW E36 M3	1:31.385	2	5	2.389	0.122	92.81
5	19	H	Stephen PRIMETT	Ford Escort	1:32.231	2	5	3.235	0.846	91.96
6	4	B	Tim SCOTT ANDREWS	Rover Vitesse	1:32.940	3	5	3.944	0.709	91.25
7	52	H	Ken LARK	Volkswagen Corrado	1:33.484	3	5	4.488	0.544	90.72
8	14	B	Malcolm WISE	Ford Sapphire Cosworth	1:33.579	2	3	4.583	0.095	90.63
9	55	A	David HOWARD	Jaguar XJ12	1:33.971	5	5	4.975	0.392	90.25
10	65	B	Lawrie DUNSTER	BMW E36 M3	1:34.411	4	5	5.415	0.440	89.83
11	37	D	Chris BRIGHT	BMW 325i	1:35.293	5	5	6.297	0.882	89.00
12	16	B	Simon LELEU	Rover Tomcat	1:35.921	5	5	6.925	0.628	88.42
13	33	C	Andrew BUSBY	BMW E30 M3	1:36.098	4	5	7.102	0.177	88.25
14	71	E	Rob MANGER	Ford Fiesta XR2i	1:36.751	5	5	7.755	0.653	87.66
15	8	B	Riorden WELBY	Rover SD1	1:36.897	5	5	7.901	0.146	87.53
16	56	D	Michael SHERATON	BMW E30 325i	1:39.369	1	5	10.373	2.472	85.35
17	53	D	Tom BATESON	Volkswagen Scirocco GTi	1:39.538	1	2	10.542	0.169	85.20
18	70	D	Philip WALLER	Alfa Romeo 75	1:41.143	5	5	12.147	1.605	83.85
19	41	D	Richard IBRAHIM	Alfa Romeo ALFA 33	1:42.052	4	5	13.056	0.909	83.11
20	34	H	Nick HALDANE	Renault Clio	1:48.643	3	4	19.647	6.591	78.06
21	6	C	Stuart AMPHLETT	Volkswagen Golf VR6		0	0			

Car 34 - Please fit timing transponder

Weather / Track : Cloudy / Dry

These results are provisional until the conclusion of any judicial and technical matters.

Thruxton

Circuit Length = 2.3560 miles

Start: 12:25 End: 12:51

Clerk of Course :		Timekeeper :
-------------------	--	--------------

SVG Motorsport Pre 93 Touring Car Championship

QUALIFYING - RACE 5 - LAP ANALYSIS

4	Tim SCOTT ANDREWS		B Rover Vitesse - Historic Racing Ltd				
1 -	1:35.090	+ 2.150	12:29:09.711	4 -	1:34.709	+ 1.769	12:33:51.474
2 -	1:34.114	+ 1.174	12:30:43.825	5 -	1:33.389	+ 0.449	12:35:24.863
3 -	1:32.940		12:32:16.765				
6	Stuart AMPHLETT		C Volkswagen Golf VR6 - Davart fasteners				
8	Riorden WELBY		B Rover SD1 - Driver				
1 -	1:38.221	+ 1.324	12:28:58.157	4 -	1:38.234	+ 1.337	12:33:51.253
2 -	1:37.720	+ 0.823	12:30:35.877	5 -	1:36.897		12:35:28.150
3 -	1:37.142	+ 0.245	12:32:13.019				
11	Roger STANFORD		C BMW M3 - AH Racing (Tamworth) Ltd				
1 -	1:32.877	+ 2.002	12:29:26.121	4 -	1:31.058	+ 0.183	12:34:00.012
2 -	1:30.875		12:30:56.996	5 -	1:32.342	+ 1.467	12:35:32.354
3 -	1:31.958	+ 1.083	12:32:28.954				
14	Malcolm WISE		B Ford Sapphire Cosworth - Driver				
1 -	1:37.434	+ 3.855	12:29:23.009	3 -	1:34.408	+ 0.829	12:32:30.996
2 -	1:33.579		12:30:56.588				
16	Simon LELEU		B Rover Tomcat - Driver				
1 -	1:39.341	+ 3.420	12:28:54.473	4 -	1:36.410	+ 0.489	12:33:45.156
2 -	1:37.133	+ 1.212	12:30:31.606	5 -	1:35.921		12:35:21.077
3 -	1:37.140	+ 1.219	12:32:08.746				
19	Stephen PRIMETT		H Ford Escort - Driver				
1 -	1:32.605	+ 0.374	12:29:06.521	4 -	1:32.670	+ 0.439	12:33:43.842
2 -	1:32.231		12:30:38.752	5 -	1:32.805	+ 0.574	12:35:16.647
3 -	1:32.420	+ 0.189	12:32:11.172				
33	Andrew BUSBY		C BMW E30 M3 - Team Dekra SVG Motorsport				
1 -	1:46.330	+ 10.232	12:29:30.961	4 -	1:36.098		12:34:23.266
2 -	1:39.292	+ 3.194	12:31:10.253	5 -	1:38.030	+ 1.932	12:36:01.296
3 -	1:36.915	+ 0.817	12:32:47.168				
34	Nick HALDANE		H Renault Clio - SVG Motorsport				
1 -	1:52.987	+ 4.344	12:29:21.137	3 -	1:48.643		12:33:00.064
2 -	1:50.284	+ 1.641	12:31:11.421	4 -	2:01.102	+ 12.459	12:35:01.166
37	Chris BRIGHT		D BMW 325i - Driver				
1 -	1:38.770	+ 3.477	12:29:00.718	4 -	1:36.746	+ 1.453	12:33:51.411
2 -	1:37.900	+ 2.607	12:30:38.618	5 -	1:35.293		12:35:26.704
3 -	1:36.047	+ 0.754	12:32:14.665				
41	Richard IBRAHIM		D Alfa Romeo ALFA 33 - Driver				
1 -	1:46.334	+ 4.282	12:29:03.363	4 -	1:42.052		12:34:14.828
2 -	1:45.816	+ 3.764	12:30:49.179	5 -	1:42.761	+ 0.709	12:35:57.589
3 -	1:43.597	+ 1.545	12:32:32.776				
46	David HICKTON		B BMW M3 - Driver				
1 -	1:31.587	+ 2.591	12:29:17.574	4 -	1:29.302	+ 0.306	12:33:45.640
2 -	1:29.236	+ 0.240	12:30:46.810	5 -	1:28.996		12:35:14.636
3 -	1:29.528	+ 0.532	12:32:16.338				
52	Ken LARK		H Volkswagen Corrado - Driver				
1 -	1:35.865	+ 2.381	12:28:34.876	4 -	1:33.613	+ 0.129	12:33:15.699
2 -	1:33.726	+ 0.242	12:30:08.602	5 -	1:35.825	+ 2.341	12:34:51.524
3 -	1:33.484		12:31:42.086				

Car 34 - Please fit timing transponder

Weather / Track : Cloudy / Dry

Thruxton

Circuit Length = 2.3560 miles

Start: 12:25 End: 12:51

SVG Motorsport Pre 93 Touring Car Championship

QUALIFYING - RACE 5 - LAP ANALYSIS

53	Tom BATESON		D Volkswagen Scirocco GTi - www.fatepromotions.co.uk				
1 -	1:39.538		12:29:05.579	2 -	1:43.665	+ 4.127	12:30:49.244
55	David HOWARD		A Jaguar XJ12 - Driver				
1 -	1:35.176	+ 1.205	12:29:01.021	4 -	1:34.623	+ 0.652	12:33:47.621
2 -	1:36.140	+ 2.169	12:30:37.161	5 -	1:33.971		12:35:21.592
3 -	1:35.837	+ 1.866	12:32:12.998				
56	Michael SHERATON		D BMW E30 325i - Driver				
1 -	1:39.369		12:28:44.196	4 -	1:51.020	+ 11.651	12:33:57.467
2 -	1:39.741	+ 0.372	12:30:23.937	5 -	1:43.330	+ 3.961	12:35:40.797
3 -	1:42.510	+ 3.141	12:32:06.447				
60	Graham MYERS		B Ford Sierra Cosworth - AVO				
1 -	1:32.163	+ 0.900	12:28:54.240	4 -	1:31.263		12:33:28.939
2 -	1:31.268	+ 0.005	12:30:25.508	5 -	1:31.998	+ 0.735	12:35:00.937
3 -	1:32.168	+ 0.905	12:31:57.676				
65	Lawrie DUNSTER		B BMW E36 M3 - Driver				
1 -	1:35.685	+ 1.274	12:28:48.073	4 -	1:34.411		12:33:33.082
2 -	1:35.165	+ 0.754	12:30:23.238	5 -	1:34.498	+ 0.087	12:35:07.580
3 -	1:35.433	+ 1.022	12:31:58.671				
70	Philip WALLER		D Alfa Romeo 75 - BMGB UK				
1 -	1:43.713	+ 2.570	12:28:48.631	4 -	1:41.307	+ 0.164	12:33:58.323
2 -	1:45.164	+ 4.021	12:30:33.795	5 -	1:41.143		12:35:39.466
3 -	1:43.221	+ 2.078	12:32:17.016				
71	Rob MANGER		E Ford Fiesta XR2i - Alresford Race Engineering / RMR				
1 -	1:37.231	+ 0.480	12:28:37.966	4 -	1:37.070	+ 0.319	12:33:30.416
2 -	1:37.829	+ 1.078	12:30:15.795	5 -	1:36.751		12:35:07.167
3 -	1:37.551	+ 0.800	12:31:53.346				
76	Neil BRAY		H BMW E36 M3 - NB Motors Ltd				
1 -	1:36.961	+ 5.576	12:29:27.085	4 -	1:33.500	+ 2.115	12:34:05.004
2 -	1:31.385		12:30:58.470	5 -	1:33.095	+ 1.710	12:35:38.099
3 -	1:33.034	+ 1.649	12:32:31.504				

Car 34 - Please fit timing transponder

Weather / Track : Cloudy / Dry

Thruxton
Circuit Length = 2.3560 miles
Start: 12:25 End: 12:51

SVG Motorsport Pre 93 Touring Car Championship

RACE 5 - GRID

ROW 11	6	Stuart AMPHLETT		
ROW 10		1:42.052	41	Richard IBRAHIM
				1:48.643
			34	Nick HALDANE
ROW 9	1:39.538	53	Tom BATESON	
		1:41.143	70	Philip WALLER
ROW 8		1:36.897	8	Riorden WELBY
				1:39.369
			56	Michael SHERATON
ROW 7	1:36.098	33	Andrew BUSBY	
		1:36.751	71	Rob MANGER
ROW 6		1:35.293	37	Chris BRIGHT
				1:35.921
			16	Simon LELEU
ROW 5	1:33.971	55	David HOWARD	
		1:34.411	65	Lawrie DUNSTER
ROW 4		1:33.484	52	Ken LARK
				1:33.579
			14	Malcolm WISE
ROW 3	1:32.231	19	Stephen PRIMETT	
		1:32.940	4	Tim SCOTT ANDREWS
ROW 2		1:31.263	60	Graham MYERS
				1:31.385
			76	Neil BRAY
ROW 1	1:28.996	46	David HICKTON	
		1:30.875	11	Roger STANFORD
Pole				

Thruxton
Circuit Length = 2.3560 miles

These results are provisional until the conclusion of any judicial and technical matters.

Clerk of Course :		Timekeeper :
-------------------	--	--------------

SVG Motorsport Pre 93 Touring Car Championship

RACE 5 - CLASSIFICATION

POS	NO	CL	NAME	ENTRY	LAPS	TIME	GAP	DIFF	MPH	BEST	ON
1	46	B	David HICKTON	BMW M3	14	20:56.179			94.52	1:28.651	6
2	60	B	Graham MYERS	Ford Sierra Cosworth	14	21:07.608	11.429	11.429	93.67	1:29.514	7
3	65	B	Lawrie DUNSTER	BMW E36 M3	14	21:08.371	12.192	0.763	93.61	1:28.704	2
4	11	C	Roger STANFORD	BMW M3	14	21:15.984	19.805	7.613	93.05	1:28.993	4
5	52	H	Ken LARK	Volkswagen Corrado	14	21:22.344	26.165	6.360	92.59	1:30.171	2
6	76	H	Neil BRAY	BMW E36 M3	14	21:29.509	33.330	7.165	92.08	1:30.814	8
7	14	B	Malcolm WISE	Ford Sapphire Cosworth	14	21:34.380	38.201	4.871	91.73	1:30.911	4
8	19	H	Stephen PRIMETT	Ford Escort	14	21:34.804	38.625	0.424	91.70	1:31.056	9
9	55	A	David HOWARD	Jaguar XJ12	14	21:55.060	58.881	20.256	90.29	1:32.377	5
10	8	B	Riorden WELBY	Rover SD1	14	22:02.023	1:05.844	6.963	89.81	1:32.535	3
11	16	B	Simon LELEU	Rover Tomcat	14	22:10.101	1:13.922	8.078	89.27	1:32.775	8
12	33	C	Andrew BUSBY	BMW E30 M3	14	22:20.943	1:24.764	10.842	88.55	1:32.938	6
13	37	D	Chris BRIGHT	BMW 325i	14	22:22.959	1:26.780	2.016	88.41	1:34.013	14
14	71	E	Rob MANGER	Ford Fiesta XR2i	13	21:21.507	1 lap	1 lap	86.03	1:36.996	5
15	56	D	Michael SHERATON	BMW E30 325i	13	21:45.788	1 lap	24.281	84.43	1:37.273	13
16	41	D	Richard IBRAHIM	Alfa Romeo ALFA 33	13	21:46.180	1 lap	0.392	84.41	1:36.789	13
17	34	H	Nick HALDANE	Renault Clio	13	21:55.078	1 lap	8.898	83.84	1:38.959	6
18	70	D	Philip WALLER	Alfa Romeo 75	13	21:55.736	1 lap	0.658	83.80	1:39.543	11

NOT CLASSIFIED

DNF	4	B	Tim SCOTT ANDREWS	Rover Vitesse	9	13:54.503	5 laps	4 laps	91.47	1:30.984	3
DNF	53	D	Tom BATESON	Volkswagen Scirocco GTi	4	7:16.813	10 laps	5 laps	77.66	1:39.863	2

FASTEST LAP

46	B	David HICKTON	BMW M3	6	1:28.651	95.67 mph	153.97 kph
11	C	Roger STANFORD	BMW M3	4	1:28.993	95.30 mph	153.38 kph
52	H	Ken LARK	Volkswagen Corrado	2	1:30.171	94.06 mph	151.37 kph
55	A	David HOWARD	Jaguar XJ12	5	1:32.377	91.81 mph	147.76 kph
37	D	Chris BRIGHT	BMW 325i	14	1:34.013	90.21 mph	145.19 kph
71	E	Rob MANGER	Ford Fiesta XR2i	5	1:36.996	87.44 mph	140.72 kph

Weather / Track : Cloudy / Dry

These results are provisional until the conclusion of any judicial and technical matters.

Thruxton

Circuit Length = 2.3560 miles

Start: 16:26 End: 16:49

Clerk of Course :	Timekeeper :
-------------------	--------------

SVG Motorsport Pre 93 Touring Car Championship
RACE 5 - LAP CHART

Lap 1			Lap 2			Lap 3			Lap 4			Lap 5		
No	Behind	Laptime	No	Behind	Laptime	No	Behind	Laptime	No	Behind	Laptime	No	Behind	Laptime
46		1:35.023	46		1:29.164	46		1:28.968	46		1:29.860	46		1:29.233
60	0.605	1:35.628	60	1.241	1:29.800	60	2.060	1:29.787	60	1.896	1:29.696	60	2.896	1:30.233
11	0.852	1:35.875	11	1.448	1:29.760	65	3.076	1:30.059	65	2.487	1:29.271	65	4.136	1:30.882
65	2.445	1:37.468	65	1.985	1:28.704	11	3.682	1:31.202	11	2.815	1:28.993	11	4.496	1:30.914
19	3.237	1:38.260	52	5.968	1:30.171	52	7.363	1:30.363	52	7.739	1:30.236	52	9.958	1:31.452
76	4.025	1:39.048	19	6.020	1:31.947	76	8.956	1:31.554	76	10.147	1:31.051	76	13.588	1:32.674
52	4.961	1:39.984	76	6.370	1:31.509	19	9.174	1:32.122	4	12.052	1:31.988	4	13.835	1:31.016
4	4.997	1:40.020	4	7.908	1:32.075	4	9.924	1:30.984	19	12.540	1:33.226	19	14.573	1:31.266
14	6.317	1:41.340	14	10.112	1:32.959	14	12.165	1:31.021	14	13.216	1:30.911	14	15.521	1:31.538
55	7.220	1:42.243	55	11.326	1:33.270	55	15.258	1:32.900	55	18.162	1:32.764	55	21.306	1:32.377
16	7.855	1:42.878	8	12.974	1:33.570	8	16.541	1:32.535	8	20.038	1:33.357	8	24.168	1:33.363
8	8.568	1:43.591	16	14.116	1:35.425	16	18.160	1:33.012	16	21.415	1:33.115	16	25.604	1:33.422
37	10.258	1:45.281	37	16.865	1:35.771	37	22.516	1:34.619	37	27.808	1:35.152	37	33.992	1:35.417
56	12.170	1:47.193	56	21.518	1:38.512	56	31.313	1:38.763	33	37.747	1:34.548	33	41.906	1:33.392
53	12.572	1:47.595	53	23.271	1:39.863	33	33.059	1:37.346	56	39.122	1:37.669	71	48.930	1:36.996
71	13.122	1:48.145	71	24.434	1:40.476	71	33.808	1:38.342	71	41.167	1:37.219	56	58.530	1:48.641
70	14.150	1:49.173	70	24.581	1:39.595	70	35.611	1:39.998	70	46.996	1:41.245	70	59.782	1:42.019
41	15.163	1:50.186	33	24.681	1:36.547	53	38.045	1:43.742	34	52.129	1:39.016	41	1:02.957	1:39.924
34	16.246	1:51.269	41	30.415	1:44.416	41	41.976	1:40.529	41	52.266	1:40.150	34	1:04.078	1:41.182
33	17.298	1:52.321	34	31.143	1:44.061	34	42.973	1:40.798	53	1:13.798	2:05.613			

Weather / Track : Cloudy / Dry

Thruxton
Circuit Length = 2.3560 miles
Start: 16:26 End: 16:49

SVG Motorsport Pre 93 Touring Car Championship

RACE 5 - LAP CHART

Lap 6			Lap 7			Lap 8			Lap 9			Lap 10		
No	Behind	Laptime	No	Behind	Laptime	No	Behind	Laptime	No	Behind	Laptime	No	Behind	Laptime
46		1:28.651	46		1:29.105	46		1:29.465	46		1:29.708	46		1:29.051
60	4.052	1:29.807	60	4.461	1:29.514	60	5.081	1:30.085	41	1 LAP	1:38.989	60	8.024	1:31.056
65	4.645	1:29.160	65	5.214	1:29.674	65	6.379	1:30.630	70	1 LAP	1:40.240	65	8.672	1:31.220
11	5.225	1:29.380	11	6.155	1:30.035	11	6.612	1:29.922	34	1 LAP	1:39.625	11	10.429	1:31.948
52	11.588	1:30.281	52	12.742	1:30.259	52	14.326	1:31.049	60	6.019	1:30.646	41	1 LAP	1:40.485
76	16.584	1:31.647	76	19.513	1:32.034	76	20.862	1:30.814	65	6.503	1:29.832	70	1 LAP	1:40.574
4	17.202	1:32.018	4	20.395	1:32.298	4	22.925	1:31.995	56	1 LAP	1:40.170	34	1 LAP	1:40.198
19	17.691	1:31.769	19	20.743	1:32.157	19	23.598	1:32.320	11	7.532	1:30.628	56	1 LAP	1:39.195
14	18.671	1:31.801	14	21.228	1:31.662	14	24.133	1:32.370	52	16.416	1:31.798	52	18.126	1:30.761
55	25.738	1:33.083	55	29.325	1:32.692	55	32.835	1:32.975	76	22.598	1:31.444	76	25.042	1:31.495
8	28.739	1:33.222	8	32.635	1:33.001	8	36.702	1:33.532	19	24.946	1:31.056	19	27.088	1:31.193
16	29.885	1:32.932	16	33.944	1:33.164	16	37.254	1:32.775	4	25.326	1:32.109	14	28.089	1:31.109
37	40.811	1:35.470	37	46.510	1:34.804	37	51.913	1:34.868	14	26.031	1:31.606	55	40.716	1:33.633
33	46.193	1:32.938	33	50.206	1:33.118	33	53.837	1:33.096	55	36.134	1:33.007	8	44.944	1:33.357
71	57.697	1:37.418	71	1:06.506	1:37.914	71	1:14.309	1:37.268	8	40.638	1:33.644	16	48.889	1:36.500
70	1:12.022	1:40.891	70	1:23.544	1:40.627				16	41.440	1:33.894	37	1:03.911	1:35.182
56	1:12.626	1:42.747	41	1:24.074	1:39.783				33	57.702	1:33.573	33	1:04.127	1:35.476
41	1:13.396	1:39.090	34	1:24.998	1:39.717				37	57.780	1:35.575			
34	1:14.386	1:38.959	56	1:25.872	1:42.351				71	1:21.960	1:37.359			

Weather / Track : Cloudy / Dry

Thruxton
Circuit Length = 2.3560 miles
Start: 16:26 End: 16:49

SVG Motorsport Pre 93 Touring Car Championship

RACE 5 - LAP CHART

Lap 11			Lap 12			Lap 13			Lap 14		
No	Behind	Laptime	No	Behind	Laptime	No	Behind	Laptime	No	Behind	Laptime
46		1:29.655	46		1:29.093	46		1:29.240	46		1:29.963
71	1 LAP	1:37.898	71	1 LAP	1:37.670	60	10.572	1:29.802	60	11.429	1:30.820
60	9.084	1:30.715	60	10.010	1:30.019	65	10.875	1:29.617	65	12.192	1:31.280
65	9.894	1:30.877	65	10.498	1:29.697	11	16.046	1:33.280	11	19.805	1:33.722
11	10.217	1:29.443	11	12.006	1:30.882	71	1 LAP	1:37.686	71	1 LAP	1:37.116
52	22.563	1:34.092	52	23.764	1:30.294	52	25.740	1:31.216	52	26.165	1:30.388
41	1 LAP	1:38.928	76	29.153	1:31.301	76	31.735	1:31.822	76	33.330	1:31.558
56	1 LAP	1:37.845	19	32.915	1:32.710	19	35.857	1:32.182	14	38.201	1:31.528
70	1 LAP	1:39.644	56	1 LAP	1:37.606	14	36.636	1:31.808	19	38.625	1:32.731
34	1 LAP	1:39.982	41	1 LAP	1:38.522	56	1 LAP	1:37.823	56	1 LAP	1:37.273
76	26.945	1:31.558	14	34.068	1:33.369	41	1 LAP	1:38.389	41	1 LAP	1:36.789
19	29.298	1:31.865	70	1 LAP	1:39.543	70	1 LAP	1:40.142	55	58.881	1:34.347
14	29.792	1:31.358	34	1 LAP	1:40.268	34	1 LAP	1:40.012	34	1 LAP	1:39.991
55	44.426	1:33.365	55	49.571	1:34.238	55	54.497	1:34.166	70	1 LAP	1:42.045
8	49.276	1:33.987	8	54.372	1:34.189	8	59.854	1:34.722	8	1:05.844	1:35.953
16	56.161	1:36.927	16	1:02.490	1:35.422	16	1:08.714	1:35.464	16	1:13.922	1:35.171
37	1:09.398	1:35.142	33	1:15.585	1:35.261	33	1:19.992	1:33.647	33	1:24.764	1:34.735
33	1:09.417	1:34.945	37	1:15.851	1:35.546	37	1:22.730	1:36.119	37	1:26.780	1:34.013

Weather / Track : Cloudy / Dry

Thruxton
Circuit Length = 2.3560 miles
Start: 16:26 End: 16:49

Mini Miglia Championship

QUALIFYING - RACE 7 - CLASSIFICATION

POS	NO	CL	NAME	ENTRY	TIME	ON	LAPS	GAP	DIFF	MPH
1	20		Endaf OWENS	Mini Welsh Miglia	1:29.506	2	5			94.75
2	11		Kane ASTIN	MINI Miglia	1:29.849	8	9	0.343	0.343	94.39
3	2		Colin PEACOCK	Mini Miglia	1:29.933	3	9	0.427	0.084	94.30
4	1		Paul THOMPSON	Mini Austin	1:30.095	7	9	0.589	0.162	94.14
5	21		Aaron SMITH	Mini Miglia	1:30.320	2	5	0.814	0.225	93.90
6	7		Sarah MUNNS	Mini Miglia	1:30.567	8	9	1.061	0.247	93.64
7	23		Rupert DEETH	Mini Miglia	1:30.712	4	4	1.206	0.145	93.49
8	3		Dave DREW	Mini Miglia	1:30.766	2	9	1.260	0.054	93.44
9	53		Niven BURGE	Mini Miglia	1:31.280	1	9	1.774	0.514	92.91
10	69		Tony LEMAY	Rover mini	1:31.590	5	9	2.084	0.310	92.60
11	8		Mark SIMS	Mini Miglia	1:31.742	4	9	2.236	0.152	92.45
12	13		Phil HARVEY	Mini Motley	1:32.879	5	9	3.373	1.137	91.31
13	17		Steve WHITELEY	MINI MIGLIA	1:34.544	8	8	5.038	1.665	89.71
14	42		Paul SIMMONDS	Mini Miglia	2:02.668	3	4	33.162	28.124	69.14

Weather / Track : Cloudy / Dry
 These results are provisional until the conclusion of any judicial and technical matters.

Thruxton
 Circuit Length = 2.3560 miles
 Start: 13:39 End: 13:55

Clerk of Course :		Timekeeper :
-------------------	--	--------------

Mini Miglia Championship

QUALIFYING - RACE 7 - LAP ANALYSIS

1	Paul THOMPSON			Mini Austin - Vickers / TMW			
1 -	1:32.014	+ 1.919	13:42:52.357	6 -	1:34.699	+ 4.604	13:50:32.948
2 -	1:30.817	+ 0.722	13:44:23.174	7 -	1:30.095		13:52:03.043
3 -	1:33.426	+ 3.331	13:45:56.600	8 -	1:30.974	+ 0.879	13:53:34.017
4 -	1:31.050	+ 0.955	13:47:27.650	9 -	1:32.078	+ 1.983	13:55:06.095
5 -	1:30.599	+ 0.504	13:48:58.249				
2	Colin PEACOCK			Mini Miglia - Mondo Motorsport			
1 -	1:33.370	+ 3.437	13:42:31.433	6 -	1:30.698	+ 0.765	13:50:09.961
2 -	1:30.727	+ 0.794	13:44:02.160	7 -	1:31.096	+ 1.163	13:51:41.057
3 -	1:29.933		13:45:32.093	8 -	1:31.520	+ 1.587	13:53:12.577
4 -	1:31.835	+ 1.902	13:47:03.928	9 -	1:30.517	+ 0.584	13:54:43.094
5 -	1:35.335	+ 5.402	13:48:39.263				
3	Dave DREW			Mini Miglia - Mini Sport			
1 -	1:33.153	+ 2.387	13:42:29.186	6 -	1:30.820	+ 0.054	13:50:09.474
2 -	1:30.766		13:43:59.952	7 -	1:31.820	+ 1.054	13:51:41.294
3 -	1:32.670	+ 1.904	13:45:32.622	8 -	1:30.975	+ 0.209	13:53:12.269
4 -	1:31.077	+ 0.311	13:47:03.699	9 -	1:31.022	+ 0.256	13:54:43.291
5 -	1:34.955	+ 4.189	13:48:38.654				
7	Sarah MUNNS			Mini Miglia - Mini Spares / Nick Houghton Autobody Press			
1 -	1:31.919	+ 1.352	13:42:42.379	6 -	1:46.361	+ 15.794	13:50:34.938
2 -	1:30.935	+ 0.368	13:44:13.314	7 -	1:30.961	+ 0.394	13:52:05.899
3 -	1:32.697	+ 2.130	13:45:46.011	8 -	1:30.567		13:53:36.466
4 -	1:31.219	+ 0.652	13:47:17.230	9 -	1:30.675	+ 0.108	13:55:07.141
5 -	1:31.347	+ 0.780	13:48:48.577				
8	Mark SIMS			Mini Miglia - British Motor Heritage Racing			
1 -	1:35.825	+ 4.083	13:42:40.663	6 -	1:35.479	+ 3.737	13:50:25.542
2 -	1:31.970	+ 0.228	13:44:12.633	7 -	1:34.074	+ 2.332	13:51:59.616
3 -	1:33.878	+ 2.136	13:45:46.511	8 -	1:31.790	+ 0.048	13:53:31.406
4 -	1:31.742		13:47:18.253	9 -	1:33.229	+ 1.487	13:55:04.635
5 -	1:31.810	+ 0.068	13:48:50.063				
11	Kane ASTIN			MINI Miglia - Driver			
1 -	1:30.771	+ 0.922	13:42:53.402	6 -	1:30.790	+ 0.941	13:50:32.233
2 -	1:29.978	+ 0.129	13:44:23.380	7 -	1:31.218	+ 1.369	13:52:03.451
3 -	1:31.981	+ 2.132	13:45:55.361	8 -	1:29.849		13:53:33.300
4 -	1:35.420	+ 5.571	13:47:30.781	9 -	1:42.548	+ 12.699	13:55:15.848
5 -	1:30.662	+ 0.813	13:49:01.443				
13	Phil HARVEY			Mini Motley - Cheltenham Motor Club			
1 -	1:34.689	+ 1.810	13:43:01.718	6 -	1:33.609	+ 0.730	13:50:49.990
2 -	1:34.100	+ 1.221	13:44:35.818	7 -	1:34.356	+ 1.477	13:52:24.346
3 -	1:34.018	+ 1.139	13:46:09.836	8 -	1:34.017	+ 1.138	13:53:58.363
4 -	1:33.666	+ 0.787	13:47:43.502	9 -	1:34.257	+ 1.378	13:55:32.620
5 -	1:32.879		13:49:16.381				
17	Steve WHITELEY			MINI MIGLIA - Driver			
1 -	1:38.362	+ 3.818	13:43:06.563	5 -	1:35.132	+ 0.588	13:49:32.136
2 -	1:37.156	+ 2.612	13:44:43.719	6 -	1:35.376	+ 0.832	13:51:07.512
3 -	1:36.008	+ 1.464	13:46:19.727	7 -	1:44.571	+ 10.027	13:52:52.083
4 -	1:37.277	+ 2.733	13:47:57.004	8 -	1:34.544		13:54:26.627
20	Endaf OWENS			Mini Welsh Miglia - Edgcoms / Mini Spares / Owens Motorsport			
1 -	1:29.844	+ 0.338	13:42:55.774	4 -	1:37.442	+ 7.936	13:47:32.877
2 -	1:29.506		13:44:25.280	5 -	1:29.966	+ 0.460	13:49:02.843
3 -	1:30.155	+ 0.649	13:45:55.435				

Weather / Track : Cloudy / Dry

Thruxton
Circuit Length = 2.3560 miles
Start: 13:39 End: 13:55

Mini Miglia Championship

QUALIFYING - RACE 7 - LAP ANALYSIS


21	Aaron SMITH		Mini Miglia - Triple A Racing				
1 -	1:37.093	+ 6.773	13:42:43.180	4 -	1:35.446	+ 5.126	13:47:20.534
2 -	1:30.320		13:44:13.500	5 -	1:35.218	+ 4.898	13:48:55.752
3 -	1:31.588	+ 1.268	13:45:45.088				
23	Rupert DEETH		Mini Miglia - RHD Building Solutions				
1 -	1:31.647	+ 0.935	13:42:39.448	3 -	1:38.668	+ 7.956	13:45:50.095
2 -	1:31.979	+ 1.267	13:44:11.427	4 -	1:30.712		13:47:20.807
42	Paul SIMMONDS		Mini Miglia				
1 -	2:17.726	+ 15.058	13:46:06.351	3 -	2:02.668		13:50:13.793
2 -	2:04.774	+ 2.106	13:48:11.125	4 -	2:11.180	+ 8.512	13:52:24.973
53	Niven BURGE		Mini Miglia - Burge and Sons Builders				
1 -	1:31.280		13:42:28.181	6 -	1:45.020	+ 13.740	13:50:23.782
2 -	1:32.001	+ 0.721	13:44:00.182	7 -	1:36.616	+ 5.336	13:52:00.398
3 -	1:31.757	+ 0.477	13:45:31.939	8 -	1:31.327	+ 0.047	13:53:31.725
4 -	1:32.387	+ 1.107	13:47:04.326	9 -	1:33.582	+ 2.302	13:55:05.307
5 -	1:34.436	+ 3.156	13:48:38.762				
69	Tony LEMAY		Rover mini - Driver				
1 -	1:34.652	+ 3.062	13:42:41.272	6 -	1:33.274	+ 1.684	13:50:24.157
2 -	1:33.009	+ 1.419	13:44:14.281	7 -	1:34.709	+ 3.119	13:51:58.866
3 -	1:32.835	+ 1.245	13:45:47.116	8 -	1:33.518	+ 1.928	13:53:32.384
4 -	1:32.177	+ 0.587	13:47:19.293	9 -	1:33.075	+ 1.485	13:55:05.459
5 -	1:31.590		13:48:50.883				

Weather / Track : Cloudy / Dry

Thruxton
Circuit Length = 2.3560 miles
Start: 13:39 End: 13:55

Mini Miglia Championship

RACE 7 - GRID

ROW 7	17 1:34.544 Steve WHITELEY	42 2:02.668 Paul SIMMONDS
ROW 6	8 1:31.742 Mark SIMS	13 1:32.879 Phil HARVEY
ROW 5	53 1:31.280 Niven BURGE	69 1:31.590 Tony LEMAY
ROW 4	23 1:30.712 Rupert DEETH	3 1:30.766 Dave DREW
ROW 3	21 1:30.320 Aaron SMITH	7 1:30.567 Sarah MUNNS
ROW 2	2 1:29.933 Colin PEACOCK	1 1:30.095 Paul THOMPSON
ROW 1	20 1:29.506 Endaf OWENS	11 1:29.849 Kane ASTIN
Pole		
		


Thruxton
Circuit Length = 2.3560 miles

These results are provisional until the conclusion of any judicial and technical matters.

Clerk of Course :		Timekeeper :
-------------------	--	--------------

Mini Miglia Championship

RACE 14 - GRID

ROW 7	1:35.132 17 Steve WHITELEY	2:04.774 42 Paul SIMMONDS
ROW 6	1:32.177 69 Tony LEMAY	1:33.609 13 Phil HARVEY
ROW 5	1:31.647 23 Rupert DEETH	1:31.790 8 Mark SIMS
ROW 4	1:31.327 53 Niven BURGE	1:31.588 21 Aaron SMITH
ROW 3	1:30.675 7 Sarah MUNNS	1:30.820 3 Dave DREW
ROW 2	1:30.517 2 Colin PEACOCK	1:30.599 1 Paul THOMPSON
ROW 1	1:29.844 20 Endaf OWENS	1:29.978 11 Kane ASTIN
Pole		
		

Thrupton
Circuit Length = 2.3560 miles

These results are provisional until the conclusion of any judicial and technical matters.

Clerk of Course :		Timekeeper :
-------------------	--	--------------

Mini Miglia Championship

RACE 7 - CLASSIFICATION

POS	NO	CL	NAME	ENTRY	LAPS	TIME	GAP	DIFF	MPH	BEST	ON
1	20		Endaf OWENS	Mini Welsh Miglia	10	15:18.986			92.29	1:30.662	10
2	3		Dave DREW	Mini Miglia	10	15:19.375	0.389	0.389	92.25	1:30.275	3
3	11		Kane ASTIN	MINI Miglia	10	15:19.777	0.791	0.402	92.21	1:30.023	3
4	2		Colin PEACOCK	Mini Miglia	10	15:20.041	1.055	0.264	92.18	1:30.929	4
5	1		Paul THOMPSON	Mini Austin	10	15:20.379	1.393	0.338	92.15	1:30.894	8
6	21		Aaron SMITH	Mini Miglia	10	15:20.704	1.718	0.325	92.12	1:30.513	2
7	7		Sarah MUNNS	Mini Miglia	10	15:21.833	2.847	1.129	92.00	1:30.574	9
8	23		Rupert DEETH	Mini Miglia	10	15:22.764	3.778	0.931	91.91	1:30.804	3
9	69		Tony LEMAY	Rover mini	10	15:38.137	19.151	15.373	90.40	1:31.598	2
10	8		Mark SIMS	Mini Miglia	10	15:38.441	19.455	0.304	90.37	1:31.348	2
11	17		Steve WHITELEY	MINI MIGLIA	10	15:51.811	32.825	13.370	89.10	1:32.688	2
12	13		Phil HARVEY	Mini Motley	10	15:53.301	34.315	1.490	88.97	1:32.376	2
NOT CLASSIFIED											
DNF	42		Paul SIMMONDS	Mini Miglia	9	14:31.377	1 lap	1 lap	87.60	1:33.578	2
FASTEST LAP											
	11		Kane ASTIN	MINI Miglia	3	1:30.023			94.21 mph	151.62 kph	

Weather / Track : Bright / Dry
 These results are provisional until the conclusion of any judicial and technical matters.

Thruxton
 Circuit Length = 2.3560 miles
 Start: 10:48 End: 11:04

Clerk of Course :	Timekeeper :
-------------------	--------------

Mini Miglia Championship
RACE 7 - LAP CHART

Lap 1			Lap 2			Lap 3			Lap 4			Lap 5		
No	Behind	Laptime	No	Behind	Laptime	No	Behind	Laptime	No	Behind	Laptime	No	Behind	Laptime
20		1:35.944	20		1:31.416	3		1:30.275	20		1:30.952	11		1:31.408
3	0.179	1:36.123	2	0.352	1:31.412	11	0.374	1:30.023	2	0.194	1:30.929	2	0.421	1:31.984
2	0.356	1:36.300	3	0.516	1:31.753	20	0.815	1:31.606	11	0.349	1:31.742	3	1.190	1:32.265
11	0.873	1:36.817	21	0.778	1:30.513	2	1.032	1:31.471	21	0.601	1:31.106	20	1.590	1:33.347
23	1.223	1:37.167	11	1.142	1:31.685	21	1.262	1:31.275	3	0.682	1:32.449	21	1.685	1:32.841
7	1.604	1:37.548	23	1.708	1:31.901	23	1.721	1:30.804	7	1.339	1:31.164	7	1.802	1:32.220
21	1.681	1:37.625	7	1.831	1:31.643	7	1.942	1:30.902	1	1.655	1:31.049	1	2.081	1:32.183
1	1.963	1:37.907	1	2.226	1:31.679	1	2.373	1:30.938	23	2.308	1:32.354	23	2.154	1:31.603
69	2.514	1:38.458	69	2.696	1:31.598	69	4.324	1:32.419	8	5.459	1:32.608	69	6.826	1:32.738
8	3.060	1:39.004	8	2.992	1:31.348	8	4.618	1:32.417	69	5.845	1:33.288	8	7.125	1:33.423
17	3.581	1:39.525	17	4.853	1:32.688	13	8.127	1:33.518	13	11.539	1:35.179	13	14.792	1:35.010
13	4.440	1:40.384	13	5.400	1:32.376	17	8.233	1:34.171	17	11.710	1:35.244	17	14.927	1:34.974
42	5.388	1:41.332	42	7.550	1:33.578	42	11.066	1:34.307	42	13.120	1:33.821	42	15.314	1:33.951

Weather / Track : Bright / Dry

Thruxton
 Circuit Length = 2.3560 miles
 Start: 10:48 End: 11:04

Mini Miglia Championship

RACE 7 - LAP CHART

Lap 6			Lap 7			Lap 8			Lap 9			Lap 10		
No	Behind	Laptime	No	Behind	Laptime	No	Behind	Laptime	No	Behind	Laptime	No	Behind	Laptime
2		1:31.059	20		1:30.710	20		1:31.584	20		1:31.733	20		1:30.662
3	0.153	1:30.443	3	0.281	1:31.980	3	0.420	1:31.723	3	0.108	1:31.421	3	0.389	1:30.943
11	0.630	1:32.110	2	0.569	1:32.421	2	0.804	1:31.819	2	0.315	1:31.244	11	0.791	1:31.077
20	1.142	1:31.032	11	0.705	1:31.927	11	1.091	1:31.970	11	0.376	1:31.018	2	1.055	1:31.402
21	1.312	1:31.107	21	0.787	1:31.327	1	1.231	1:30.894	1	0.525	1:31.027	1	1.393	1:31.530
7	1.812	1:31.490	1	1.921	1:31.138	21	1.803	1:32.600	21	0.699	1:30.629	21	1.718	1:31.681
23	2.455	1:31.781	7	3.072	1:33.112	7	2.159	1:30.671	7	1.000	1:30.574	7	2.847	1:32.509
1	2.635	1:32.034	23	3.370	1:32.767	23	3.594	1:31.808	23	3.405	1:31.544	23	3.778	1:31.035
8	8.980	1:33.335	69	11.145	1:33.627	8	13.552	1:33.641	8	16.055	1:34.236	69	19.151	1:33.216
69	9.370	1:34.024	8	11.495	1:34.367	69	13.812	1:34.251	69	16.597	1:34.518	8	19.455	1:34.062
13	18.642	1:35.330	13	21.942	1:35.152	17	25.702	1:35.156	17	29.134	1:35.165	17	32.825	1:34.353
17	18.702	1:35.255	17	22.130	1:35.280	42	26.521	1:35.802	13	29.627	1:34.767	13	34.315	1:35.350
42	19.049	1:35.215	42	22.303	1:35.106	13	26.593	1:36.235	42	43.053	1:48.265			

Weather / Track : Bright / Dry

Thruxton
 Circuit Length = 2.3560 miles
 Start: 10:48 End: 11:04

Mini Miglia Championship

RACE 14 - CLASSIFICATION

POS	NO	CL	NAME	ENTRY	LAPS	TIME	GAP	DIFF	MPH	BEST	ON
1	20		Endaf OWENS	Mini Welsh Miglia	10	18:55.089			74.72	1:30.231	10
2	1		Paul THOMPSON	Mini Austin	10	18:55.677	0.588	0.588	74.68	1:30.336	2
3	21		Aaron SMITH	Mini Miglia	10	18:56.129	1.040	0.452	74.65	1:29.883	5
4	2		Colin PEACOCK	Mini Miglia	10	18:56.596	1.507	0.467	74.62	1:30.445	5
5	3		Dave DREW	Mini Miglia	10	18:56.990	1.901	0.394	74.59	1:30.550	9
6	7		Sarah MUNNS	Mini Miglia	10	18:57.155	2.066	0.165	74.58	1:30.412	2
7	11		Kane ASTIN	MINI Miglia	10	18:57.330	2.241	0.175	74.57	1:29.786	10
8	69		Tony LEMAY	Rover mini	10	19:00.294	5.205	2.964	74.38	1:30.725	2
9	8		Mark SIMS	Mini Miglia	10	19:02.239	7.150	1.945	74.25	1:30.374	2
10	42		Paul SIMMONDS	Mini Miglia	10	19:02.564	7.475	0.325	74.23	1:31.854	9
11	17		Steve WHITELEY	MINI MIGLIA	10	19:05.472	10.383	2.908	74.04	1:32.894	9
12	13		Phil HARVEY	Mini Motley	10	19:09.099	14.010	3.627	73.81	1:33.313	2
NOT CLASSIFIED											
DNF	53		Niven BURGE	Mini Miglia	6	9:23.572	4 laps	4 laps	90.29	1:30.312	3
DNF	23		Rupert DEETH	Mini Miglia	5	7:43.946	5 laps	1 lap	91.40	1:30.436	3
FASTEST LAP											
	11		Kane ASTIN	MINI Miglia	10	1:29.786			94.46 mph	152.02 kph	

Weather / Track : Bright / Dry
 These results are provisional until the conclusion of any judicial and technical matters.

Thruxton
 Circuit Length = 2.3560 miles
 Start: 15:36 End: 15:55

Clerk of Course :	Timekeeper :
-------------------	--------------

Mini Miglia Championship
RACE 14 - LAP CHART

Lap 1			Lap 2			Lap 3			Lap 4			Lap 5		
No	Behind	Laptime	No	Behind	Laptime	No	Behind	Laptime	No	Behind	Laptime	No	Behind	Laptime
20		1:36.089	20		1:30.645	11		1:31.074	20		1:31.343	20		1:30.363
2	0.194	1:36.283	11	0.354	1:30.393	20	0.161	1:31.589	2	0.411	1:31.576	2	0.493	1:30.445
11	0.606	1:36.695	2	0.573	1:31.024	2	0.339	1:31.194	11	1.544	1:33.048	21	1.448	1:29.883
3	0.988	1:37.077	3	0.894	1:30.551	3	0.602	1:31.136	3	1.723	1:32.625	1	2.242	1:30.570
21	1.218	1:37.307	21	1.153	1:30.580	1	0.997	1:30.808	21	1.928	1:32.236	7	3.057	1:31.245
1	1.926	1:38.015	1	1.617	1:30.336	21	1.196	1:31.471	1	2.035	1:32.542	3	3.473	1:32.113
7	2.154	1:38.243	7	1.921	1:30.412	7	1.610	1:31.117	7	2.175	1:32.069	53	3.505	1:31.611
53	2.594	1:38.683	8	2.851	1:30.374	53	1.905	1:30.312	53	2.257	1:31.856	23	3.917	1:31.812
8	3.122	1:39.211	53	3.021	1:31.072	8	2.464	1:31.041	23	2.468	1:31.286	8	5.170	1:32.667
23	3.876	1:39.965	23	3.678	1:30.447	23	2.686	1:30.436	8	2.866	1:31.906	69	6.873	1:32.182
69	4.303	1:40.392	69	4.383	1:30.725	69	4.616	1:31.661	69	5.054	1:31.942	11	6.887	1:35.706
17	4.684	1:40.773	42	7.430	1:32.886	42	9.007	1:33.005	42	11.240	1:33.737	42	15.084	1:34.207
42	5.189	1:41.278	17	7.854	1:33.815	17	9.589	1:33.163	17	11.632	1:33.547	17	15.912	1:34.643
13	5.910	1:41.999	13	8.578	1:33.313	13	10.983	1:33.833	13	13.240	1:33.761	13	17.138	1:34.261

Weather / Track : Bright / Dry

Thruxton
 Circuit Length = 2.3560 miles
 Start: 15:36 End: 15:55

Mini Miglia Championship
RACE 14 - LAP CHART

Lap 6			Lap 7			Lap 8			Lap 9			Lap 10		
No	Behind	Laptime	No	Behind	Laptime	No	Behind	Laptime	No	Behind	Laptime	No	Behind	Laptime
20		1:31.092	20		3:06.677	20		3:35.661	20		1:31.399	20		1:30.231
2	0.618	1:31.217	2	0.729	3:06.788	2	0.614	3:35.546	1	0.168	1:30.631	1	0.588	1:30.651
1	2.621	1:31.471	1	1.643	3:05.699	1	0.936	3:34.954	2	0.358	1:31.143	21	1.040	1:30.680
21	3.174	1:32.818	21	2.678	3:06.181	21	1.289	3:34.272	21	0.591	1:30.701	2	1.507	1:31.380
7	3.690	1:31.725	7	3.394	3:06.381	7	1.783	3:34.050	7	0.960	1:30.576	3	1.901	1:30.873
3	5.591	1:33.210	3	4.093	3:05.179	3	2.108	3:33.676	3	1.259	1:30.550	7	2.066	1:31.337
8	9.037	1:34.959	8	5.085	3:02.725	8	3.004	3:33.580	11	2.686	1:30.830	11	2.241	1:29.786
53	12.451	1:40.038	69	6.041	2:59.910	69	3.155	3:32.775	8	3.336	1:31.731	69	5.205	1:31.769
69	12.808	1:37.027	11	7.134	3:00.595	11	3.255	3:31.782	69	3.667	1:31.911	8	7.150	1:34.045
11	13.216	1:37.421	42	8.638	2:55.980	42	4.385	3:31.408	42	4.840	1:31.854	42	7.475	1:32.866
42	19.335	1:35.343	17	9.922	2:55.748	17	4.980	3:30.719	17	6.475	1:32.894	17	10.383	1:34.139
17	20.851	1:36.031	13	11.113	2:54.433	13	6.082	3:30.630	13	9.053	1:34.370	13	14.010	1:35.188
13	23.357	1:37.311												

Weather / Track : Bright / Dry

Thruxton
 Circuit Length = 2.3560 miles
 Start: 15:36 End: 15:55