



BARC / DUNLOP NATIONAL CHAMPIONSHIP RACE MEETING

Snetterton 200

7th & 8th May 2011



Results Provided by Timing Solutions Ltd
www.tsl-timing.com

Bernard Baxter Engineering Classic Formula Ford Championship

QUALIFYING - RACE 1 - CLASSIFICATION

POS	NO	CL	NAME	ENTRY	TIME	ON	LAPS	GAP	DIFF	MPH
1	13	A	Stuart KESTENBAUM	Van Diemen RF79	1:23.083	11	11			85.97
2	49	B	Andrew SMITH	Van Diemen FA73	1:23.398	6	11	0.315	0.315	85.65
3	26	A	Andy POWELL	Royale RP26	1:23.911	10	11	0.828	0.513	85.13
4	34	A	Colin WILLIAMS	PRS RW01	1:24.556	4	11	1.473	0.645	84.48
5	27	A	Steve PEARCE	Van Diemen RF78	1:25.087	5	10	2.004	0.531	83.95
6	69	B	Dave LOWE	Lotus 69	1:25.500	6	10	2.417	0.413	83.54
7	28	A	Alan FINCHAM	Van Diemen RF80	1:25.703	6	11	2.620	0.203	83.35
8	14	A	Steve BELL	Royale RP29	1:26.234	8	9	3.151	0.531	82.83
9	79	A	Liam MCSHANE	Crossle 45F	1:26.241	5	11	3.158	0.007	82.83
10	32	A	David MALPAS	Van Diemen RF78	1:26.356	10	10	3.273	0.115	82.72
11	18	A	Paul HUBBARD	Crossle M25F	1:27.091	6	7	4.008	0.735	82.02
12	7	B	Ian JEARY	Dulon MP15	1:29.416	10	10	6.333	2.325	79.88
13	22	A	Michael WHITEHEAD	Van Diemen RF78	1:30.543	4	10	7.460	1.127	78.89
14	11	B	Michael SAUNDERS	Hawke DL11	1:31.219	5	9	8.136	0.676	78.31
15	88	B	Jonathan GREENWOOD	Dulon MP15	1:32.324	10	10	9.241	1.105	77.37

Weather / Track : Cloudy / Dry
 These results are provisional until the conclusion of any judicial and technical matters.

Snetterton 200
 Circuit Length = 1.9843 miles
 Start: 09:30 End: 09:46

Clerk of Course :	Timekeeper :
-------------------	--------------

Bernard Baxter Engineering Classic Formula Ford Championship

QUALIFYING - RACE 1 - LAP ANALYSIS

7	Ian JEARY		B Dulon MP15				
1 -	1:38.527	+ 9.111	9:31:50.045	6 -	1:33.422	+ 4.006	9:39:39.416
2 -	1:33.137	+ 3.721	9:33:23.182	7 -	1:33.884	+ 4.468	9:41:13.300
3 -	1:39.751	+ 10.335	9:35:02.933	8 -	1:34.342	+ 4.926	9:42:47.642
4 -	1:33.141	+ 3.725	9:36:36.074	9 -	1:30.919	+ 1.503	9:44:18.561
5 -	1:29.920	+ 0.504	9:38:05.994	10 -	1:29.416		9:45:47.977
11	Michael SAUNDERS		B Hawke DL11				
1 -	1:35.328	+ 4.109	9:31:51.648	6 -	1:33.611	+ 2.392	9:39:38.740
2 -	1:32.490	+ 1.271	9:33:24.138	7 -	1:52.274	+ 21.055	9:41:31.014
3 -	1:37.649	+ 6.430	9:35:01.787	8 -	1:37.788	+ 6.569	9:43:08.802
4 -	1:32.123	+ 0.904	9:36:33.910	9 -	1:35.071	+ 3.852	9:44:43.873
5 -	1:31.219		9:38:05.129				
13	Stuart KESTENBAUM		A Van Diemen RF79				
1 -	1:27.716	+ 4.633	9:31:34.374	7 -	1:24.361	+ 1.278	9:39:57.543
2 -	1:24.951	+ 1.868	9:32:59.325	8 -	1:24.539	+ 1.456	9:41:22.082
3 -	1:23.852	+ 0.769	9:34:23.177	9 -	1:25.637	+ 2.554	9:42:47.719
4 -	1:23.588	+ 0.505	9:35:46.765	10 -	1:29.984	+ 6.901	9:44:17.703
5 -	1:23.207	+ 0.124	9:37:09.972	11 -	1:23.083		9:45:40.786
6 -	1:23.210	+ 0.127	9:38:33.182				
14	Steve BELL		A Royale RP29				
1 -	1:47.114	+ 20.880	9:34:11.142	6 -	1:27.746	+ 1.512	9:41:36.420
2 -	1:31.657	+ 5.423	9:35:42.799	7 -	1:28.092	+ 1.858	9:43:04.512
3 -	1:30.549	+ 4.315	9:37:13.348	8 -	1:26.234		9:44:30.746
4 -	1:27.557	+ 1.323	9:38:40.905	9 -	1:27.445	+ 1.211	9:45:58.191
5 -	1:27.769	+ 1.535	9:40:08.674				
18	Paul HUBBARD		A Crossle M25F				
1 -	1:39.315	+ 12.224	9:31:52.017	5 -	1:28.514	+ 1.423	9:37:56.932
2 -	1:32.936	+ 5.845	9:33:24.953	6 -	1:27.091		9:39:24.023
3 -	1:33.293	+ 6.202	9:34:58.246	7 -	1:31.698	+ 4.607	9:40:55.721
4 -	1:30.172	+ 3.081	9:36:28.418				
22	Michael WHITEHEAD		A Van Diemen RF78				
1 -	1:38.377	+ 7.834	9:31:55.993	6 -	1:45.060	+ 14.517	9:39:47.718
2 -	1:32.826	+ 2.283	9:33:28.819	7 -	1:35.862	+ 5.319	9:41:23.580
3 -	1:32.532	+ 1.989	9:35:01.351	8 -	1:35.182	+ 4.639	9:42:58.762
4 -	1:30.543		9:36:31.894	9 -	1:54.666	+ 24.123	9:44:53.428
5 -	1:30.764	+ 0.221	9:38:02.658	10 -	1:31.106	+ 0.563	9:46:24.534
26	Andy POWELL		A Royale RP26				
1 -	1:30.935	+ 7.024	9:31:45.031	7 -	1:24.119	+ 0.208	9:40:30.232
2 -	1:27.872	+ 3.961	9:33:12.903	8 -	1:31.265	+ 7.354	9:42:01.497
3 -	1:25.672	+ 1.761	9:34:38.575	9 -	1:29.691	+ 5.780	9:43:31.188
4 -	1:25.159	+ 1.248	9:36:03.734	10 -	1:23.911		9:44:55.099
5 -	1:32.208	+ 8.297	9:37:35.942	11 -	1:24.778	+ 0.867	9:46:19.877
6 -	1:30.171	+ 6.260	9:39:06.113				
27	Steve PEARCE		A Van Diemen RF78				
1 -	1:36.631	+ 11.544	9:31:46.703	6 -	1:26.148	+ 1.061	9:38:59.308
2 -	1:26.366	+ 1.279	9:33:13.069	7 -	1:25.482	+ 0.395	9:40:24.790
3 -	1:29.600	+ 4.513	9:34:42.669	8 -	1:29.084	+ 3.997	9:41:53.874
4 -	1:25.404	+ 0.317	9:36:08.073	9 -	1:45.611	+ 20.524	9:43:39.485
5 -	1:25.087		9:37:33.160	10 -	1:25.964	+ 0.877	9:45:05.449
28	Alan FINCHAM		A Van Diemen RF80				
1 -	1:32.113	+ 6.410	9:31:38.202	7 -	1:27.027	+ 1.324	9:40:21.742
2 -	1:32.143	+ 6.440	9:33:10.345	8 -	1:27.503	+ 1.800	9:41:49.245
3 -	1:26.398	+ 0.695	9:34:36.743	9 -	1:28.384	+ 2.681	9:43:17.629

Weather / Track : Cloudy / Dry

Snetterton 200
Circuit Length = 1.9843 miles
Start: 09:30 End: 09:46

Bernard Baxter Engineering Classic Formula Ford Championship

QUALIFYING - RACE 1 - LAP ANALYSIS


4 -	1:26.341	+ 0.638	9:36:03.084	10 -	1:26.782	+ 1.079	9:44:44.411
5 -	1:25.928	+ 0.225	9:37:29.012	11 -	1:26.656	+ 0.953	9:46:11.067
6 -	1:25.703		9:38:54.715				
32	David MALPAS		A Van Diemen RF78				
1 -	1:43.617	+ 17.261	9:32:05.292	6 -	1:27.484	+ 1.128	9:39:35.464
2 -	1:33.923	+ 7.567	9:33:39.215	7 -	1:28.065	+ 1.709	9:41:03.529
3 -	1:34.006	+ 7.650	9:35:13.221	8 -	1:30.281	+ 3.925	9:42:33.810
4 -	1:27.731	+ 1.375	9:36:40.952	9 -	1:28.585	+ 2.229	9:44:02.395
5 -	1:27.028	+ 0.672	9:38:07.980	10 -	1:26.356		9:45:28.751
34	Colin WILLIAMS		A PRS RW01				
1 -	1:34.774	+ 10.218	9:31:43.694	7 -	1:29.278	+ 4.722	9:40:22.781
2 -	1:29.260	+ 4.704	9:33:12.954	8 -	1:26.879	+ 2.323	9:41:49.660
3 -	1:26.017	+ 1.461	9:34:38.971	9 -	1:38.895	+ 14.339	9:43:28.555
4 -	1:24.556		9:36:03.527	10 -	1:26.411	+ 1.855	9:44:54.966
5 -	1:24.567	+ 0.011	9:37:28.094	11 -	1:26.826	+ 2.270	9:46:21.792
6 -	1:25.409	+ 0.853	9:38:53.503				
49	Andrew SMITH		B Van Diemen FA73				
1 -	1:30.846	+ 7.448	9:31:35.131	7 -	1:25.873	+ 2.475	9:40:00.568
2 -	1:23.895	+ 0.497	9:32:59.026	8 -	1:40.128	+ 16.730	9:41:40.696
3 -	1:25.030	+ 1.632	9:34:24.056	9 -	1:25.958	+ 2.560	9:43:06.654
4 -	1:23.686	+ 0.288	9:35:47.742	10 -	1:24.288	+ 0.890	9:44:30.942
5 -	1:23.555	+ 0.157	9:37:11.297	11 -	1:26.014	+ 2.616	9:45:56.956
6 -	1:23.398		9:38:34.695				
69	Dave LOWE		B Lotus 69				
1 -	1:44.415	+ 18.915	9:32:04.906	6 -	1:25.500		9:39:20.726
2 -	1:30.515	+ 5.015	9:33:35.421	7 -	1:26.992	+ 1.492	9:40:47.718
3 -	1:26.606	+ 1.106	9:35:02.027	8 -	1:30.549	+ 5.049	9:42:18.267
4 -	1:26.764	+ 1.264	9:36:28.791	9 -	1:33.818	+ 8.318	9:43:52.085
5 -	1:26.435	+ 0.935	9:37:55.226	10 -	1:28.613	+ 3.113	9:45:20.698
79	Liam MCSHANE		A Crossle 45F				
1 -	1:33.874	+ 7.633	9:31:41.813	7 -	1:27.847	+ 1.606	9:40:29.451
2 -	1:29.923	+ 3.682	9:33:11.736	8 -	1:27.460	+ 1.219	9:41:56.911
3 -	1:27.062	+ 0.821	9:34:38.798	9 -	1:27.950	+ 1.709	9:43:24.861
4 -	1:27.687	+ 1.446	9:36:06.485	10 -	1:27.975	+ 1.734	9:44:52.836
5 -	1:26.241		9:37:32.726	11 -	1:27.178	+ 0.937	9:46:20.014
6 -	1:28.878	+ 2.637	9:39:01.604				
88	Jonathan GREENWOOD		B Dulon MP15				
1 -	1:58.656	+ 26.332	9:32:17.359	6 -	1:33.927	+ 1.603	9:40:15.046
2 -	1:38.301	+ 5.977	9:33:55.660	7 -	1:34.113	+ 1.789	9:41:49.159
3 -	1:36.269	+ 3.945	9:35:31.929	8 -	1:34.249	+ 1.925	9:43:23.408
4 -	1:35.045	+ 2.721	9:37:06.974	9 -	1:33.822	+ 1.498	9:44:57.230
5 -	1:34.145	+ 1.821	9:38:41.119	10 -	1:32.324		9:46:29.554

Weather / Track : Cloudy / Dry

Snetterton 200
Circuit Length = 1.9843 miles
Start: 09:30 End: 09:46

Bernard Baxter Engineering Clkassic Formula Ford Championship

RACE 1 - GRID

ROW 8	1:32.324 88 Jonathan GREENWOOD	1:31.219 11 Michael SAUNDERS
ROW 7	1:30.543 22 Michael WHITEHEAD	1:29.416 7 Ian JEARY
ROW 6	1:27.091 18 Paul HUBBARD	1:26.356 32 David MALPAS
ROW 5	1:26.241 79 Liam MCSHANE	1:26.234 14 Steve BELL
ROW 4	1:25.703 28 Alan FINCHAM	1:25.500 69 Dave LOWE
ROW 3	1:25.087 27 Steve PEARCE	1:24.556 34 Colin WILLIAMS
ROW 2	1:23.911 26 Andy POWELL	1:23.398 49 Andrew SMITH
ROW 1	1:23.083 13 Stuart KESTENBAUM	
Pole		
		

Snetterton 200
Circuit Length = 1.9843 miles

These results are provisional until the conclusion of any judicial and technical matters.

Clerk of Course :		Timekeeper :
-------------------	--	--------------

Dunlop Production Touring Car Trophy

QUALIFYING - RACE 2 - CLASSIFICATION

POS	NO	CL	NAME	ENTRY	TIME	ON	LAPS	GAP	DIFF	MPH
1	1	A	Adrian CHURCHILL	Vauxhall Astra VXR	1:20.922	5	6			88.27
2	8	A	Kevin GEORGE	Astra 2000 Turbo	1:21.950	13	13	1.028	1.028	87.16
3	4	A	Liam MCMILLIAN	Seat Leon	1:22.174	7	7	1.252	0.224	86.93
4	7	A	Ryan BENSLEY	Vauxhall Astra VXR	1:22.244	5	7	1.322	0.070	86.85
5	6	A	Josh COOK	Renault Megane	1:22.327	14	14	1.405	0.083	86.76
6	5	A	Gary DUCKMAN	Seat Leon	1:22.352	12	14	1.430	0.025	86.74
7	3	A	Rob SMITH	BMW 330D E90	1:22.743	4	9	1.821	0.391	86.33
8	2	A	Thomas CARNABY	Vauxhall Astra VXR	1:22.931	7	9	2.009	0.188	86.13
9	15	A	Joseph GIRLING	Vauxhall Astra	1:23.044	4	9	2.122	0.113	86.01
10	10	A	Maurice HAYDEN	Renault Megane	1:23.309	6	7	2.387	0.265	85.74
11	9	A	Dan MALONE	Seat Leon Cupra	1:23.773	8	12	2.851	0.464	85.27
12	28	A	Steve JOHNSON	Vauxhall Astra	1:24.207	14	14	3.285	0.434	84.83

Car 3 - Transponder not working - FIX or YOU WILL BE IGNORED in the Race

Car 6 - Transponder incorrectly mounted

Weather / Track : Cloudy / Dry

These results are provisional until the conclusion of any judicial and technical matters.

Snetterton 200

Circuit Length = 1.9843 miles

Start: 09:52 End: 10:15

Clerk of Course :		Timekeeper :
-------------------	--	--------------

Dunlop Production Touring Car Trophy

QUALIFYING - RACE 2 - LAP ANALYSIS

1	Adrian CHURCHILL		A Vauxhall Astra VXR				
1 -	1:43.266	+ 22.344	9:54:05.765	4 -	1:21.256	+ 0.334	9:58:11.732
2 -	1:23.125	+ 2.203	9:55:28.890	5 -	1:20.922		9:59:32.654
3 -	1:21.586	+ 0.664	9:56:50.476	6 -	1:21.224	+ 0.302	10:00:53.878
2	Thomas CARNABY		A Vauxhall Astra VXR				
1 -	1:42.719	+ 19.788	9:54:14.950	6 -	1:53.180	+ 30.249	10:01:48.965
2 -	1:24.763	+ 1.832	9:55:39.713	7 -	1:22.931		10:03:11.896
3 -	1:26.927	+ 3.996	9:57:06.640	8 -	1:29.455	+ 6.524	10:04:41.351
4 -	1:23.791	+ 0.860	9:58:30.431	9 -	1:35.560	+ 12.629	10:06:16.911
5 -	1:25.354	+ 2.423	9:59:55.785				
3	Rob SMITH		A BMW 330D E90				
1 -	1:51.045	+ 28.302	9:56:28.087	6 -	1:23.152	+ 0.409	10:03:24.323
2 -	1:23.755	+ 1.012	9:57:51.842	7 -	1:23.099	+ 0.356	10:04:47.422
3 -	1:23.584	+ 0.841	9:59:15.426	8 -	1:23.358	+ 0.615	10:06:10.780
4 -	1:22.743		10:00:38.169	9 -	1:23.125	+ 0.382	10:07:33.905
5 -	1:23.002	+ 0.259	10:02:01.171				
4	Liam MCMILLIAN		A Seat Leon				
1 -	1:45.676	+ 23.502	9:54:44.685	5 -	1:23.918	+ 1.744	10:00:35.889
2 -	1:37.238	+ 15.064	9:56:21.923	6 -	1:22.335	+ 0.161	10:01:58.224
3 -	1:25.866	+ 3.692	9:57:47.789	7 -	1:22.174		10:03:20.398
4 -	1:24.182	+ 2.008	9:59:11.971				
5	Gary DUCKMAN		A Seat Leon				
1 -	1:40.677	+ 18.325	9:54:11.931	8 -	1:22.617	+ 0.265	10:04:04.520
2 -	1:26.504	+ 4.152	9:55:38.435	9 -	1:22.792	+ 0.440	10:05:27.312
3 -	1:22.881	+ 0.529	9:57:01.316	10 -	1:23.241	+ 0.889	10:06:50.553
4 -	1:22.975	+ 0.623	9:58:24.291	11 -	1:29.953	+ 7.601	10:08:20.506
5 -	1:22.551	+ 0.199	9:59:46.842	12 -	1:22.352		10:09:42.858
6 -	1:23.019	+ 0.667	10:01:09.861	13 -	1:35.449	+ 13.097	10:11:18.307
7 -	1:32.042	+ 9.690	10:02:41.903	14 -	1:26.978	+ 4.626	10:12:45.285
6	Josh COOK		A Renault Megane				
1 -	1:51.608	+ 29.281	9:54:28.023	8 -	1:22.657	+ 0.330	10:04:13.913
2 -	1:29.690	+ 7.363	9:55:57.713	9 -	1:23.101	+ 0.774	10:05:37.014
3 -	1:23.157	+ 0.830	9:57:20.870	10 -	1:22.635	+ 0.308	10:06:59.649
4 -	1:22.480	+ 0.153	9:58:43.350	11 -	1:22.910	+ 0.583	10:08:22.559
5 -	1:22.505	+ 0.178	10:00:05.855	12 -	1:22.784	+ 0.457	10:09:45.343
6 -	1:22.611	+ 0.284	10:01:28.466	13 -	1:23.074	+ 0.747	10:11:08.417
7 -	1:22.790	+ 0.463	10:02:51.256	14 -	1:22.327		10:12:30.744
7	Ryan BENSLEY		A Vauxhall Astra VXR				
1 -	1:57.561	+ 35.317	9:54:34.294	5 -	1:22.244		10:00:29.922
2 -	1:44.638	+ 22.394	9:56:18.932	6 -	1:22.720	+ 0.476	10:01:52.642
3 -	1:25.510	+ 3.266	9:57:44.442	7 -	1:22.523	+ 0.279	10:03:15.165
4 -	1:23.236	+ 0.992	9:59:07.678				
8	Kevin GEORGE		A Astra 2000 Turbo				
1 -	1:44.532	+ 22.582	9:54:07.918	8 -	1:22.404	+ 0.454	10:03:51.634
2 -	1:25.604	+ 3.654	9:55:33.522	9 -	1:22.572	+ 0.622	10:05:14.206
3 -	1:24.294	+ 2.344	9:56:57.816	10 -	1:22.741	+ 0.791	10:06:36.947
4 -	1:22.357	+ 0.407	9:58:20.173	11 -	4:02.929 P	+ 2:40.979	10:10:39.876
5 -	1:23.500	+ 1.550	9:59:43.673	12 -	1:27.356	+ 5.406	10:12:07.232
6 -	1:22.641	+ 0.691	10:01:06.314	13 -	1:21.950		10:13:29.182
7 -	1:22.916	+ 0.966	10:02:29.230				
9	Dan MALONE		A Seat Leon Cupra				
1 -	1:49.464	+ 25.691	9:54:19.728	7 -	1:26.512	+ 2.739	10:04:26.666
2 -	1:32.851	+ 9.078	9:55:52.579	8 -	1:23.773		10:05:50.439

Car 3 - Transponder not working - FIX or YOU WILL BE IGNORED in the Race

Car 6 - Transponder incorrectly mounted

Weather / Track : Cloudy / Dry

Snetterton 200

Circuit Length = 1.9843 miles

Start: 09:52 End: 10:15

Dunlop Production Touring Car Trophy

QUALIFYING - RACE 2 - LAP ANALYSIS

3 -	2:46.158 P	+ 1:22.385	9:58:38.737	9 -	1:25.354	+ 1.581	10:07:15.793
4 -	1:30.779	+ 7.006	10:00:09.516	10 -	1:27.540	+ 3.767	10:08:43.333
5 -	1:26.404	+ 2.631	10:01:35.920	11 -	1:23.889	+ 0.116	10:10:07.222
6 -	1:24.234	+ 0.461	10:03:00.154	12 -	1:25.232	+ 1.459	10:11:32.454
10	Maurice HAYDEN A Renault Megane						
1 -	1:53.034	+ 29.725	9:54:26.501	5 -	1:23.327	+ 0.018	10:00:12.256
2 -	1:34.793	+ 11.484	9:56:01.294	6 -	1:23.309		10:01:35.565
3 -	1:23.562	+ 0.253	9:57:24.856	7 -	1:23.868	+ 0.559	10:02:59.433
4 -	1:24.073	+ 0.764	9:58:48.929				
15	Joseph GIRLING A Vauxhall Astra						
1 -	1:45.175	+ 22.131	9:54:11.223	6 -	1:23.629	+ 0.585	10:08:29.822
2 -	8:36.964 P	+ 7:13.920	10:02:48.187	7 -	1:23.123	+ 0.079	10:09:52.945
3 -	1:31.773	+ 8.729	10:04:19.960	8 -	1:23.861	+ 0.817	10:11:16.806
4 -	1:23.044		10:05:43.004	9 -	1:23.613	+ 0.569	10:12:40.419
5 -	1:23.189	+ 0.145	10:07:06.193				
28	Steve JOHNSON A Vauxhall Astra						
1 -	1:57.001	+ 32.794	9:54:36.085	8 -	1:25.202	+ 0.995	10:05:09.127
2 -	1:38.753	+ 14.546	9:56:14.838	9 -	1:25.777	+ 1.570	10:06:34.904
3 -	1:33.338	+ 9.131	9:57:48.176	10 -	1:26.730	+ 2.523	10:08:01.634
4 -	1:28.734	+ 4.527	9:59:16.910	11 -	1:25.491	+ 1.284	10:09:27.125
5 -	1:26.739	+ 2.532	10:00:43.649	12 -	1:24.802	+ 0.595	10:10:51.927
6 -	1:33.378	+ 9.171	10:02:17.027	13 -	1:24.977	+ 0.770	10:12:16.904
7 -	1:26.898	+ 2.691	10:03:43.925	14 -	1:24.207		10:13:41.111

Car 3 - Transponder not working - FIX or YOU WILL BE IGNORED in the Race
 Car 6 - Transponder incorrectly mounted
 Weather / Track : Cloudy / Dry


Snetterton 200
 Circuit Length = 1.9843 miles
 Start: 09:52 End: 10:15

Dunlop Production Touring Car Trophy

RACE 2 - GRID

ROW 6	1:23.773 9 Dan MALONE	1:24.207 28 Steve JOHNSON
ROW 5	1:23.044 15 Joseph GIRLING	1:23.309 10 Maurice HAYDEN
ROW 4	1:22.743 3 Rob SMITH	1:22.931 2 Thomas CARNABY
ROW 3	1:22.327 6 Josh COOK	1:22.352 5 Gary DUCKMAN
ROW 2	1:22.174 4 Liam MCMILLIAN	1:22.244 7 Ryan BENSLEY
ROW 1	1:20.922 1 Adrian CHURCHILL	1:21.950 8 Kevin GEORGE

Pole



Snetterton 200
Circuit Length = 1.9843 miles

These results are provisional until the conclusion of any judicial and technical matters.

Clerk of Course :		Timekeeper :
-------------------	--	--------------

Intersteps Championship

QUALIFYING - RACE 3 - CLASSIFICATION

POS	NO	CL	DRIVER / TEAM	CAR	TIME	ON	LAPS	GAP	DIFF	MPH
1	12		Ed JONES (UAE) Fortec Motorsport	Mygale FB08	1:13.808	8	12			96.78
2	11		Jake DENNIS (GBR) Fortec Motorsport	Mygale FB08	1:13.861	11	12	0.053	0.053	96.71
3	54		James PEACE (GBR) MGR Motaworld	Mygale FB08	1:13.921	8	12	0.113	0.060	96.63
4	10		Alex WALKER (GBR) Fortec Motorsport	Mygale FB08	1:14.101	11	12	0.293	0.180	96.40
5	1		Patryk SZCZERBINSKI (POL) Falcon Motorsport	Mygale FB08	1:14.800	6	9	0.992	0.699	95.50
6	3		Ash ROBINSON (GBR) Falcon Motorsport	Mygale FB08	1:14.823	10	11	1.015	0.023	95.47
7	16		Sarah MOORE (GBR) TMS Atlantic	Mygale FB08	1:15.211	9	11	1.403	0.388	94.97
8	2		James NUTBROWN (GBR) Falcon Motorsport	Mygale FB08	1:15.223	10	11	1.415	0.012	94.96
9	17		Jake JACKSON (GBR)	Mygale FB08	1:16.284	8	12	2.476	1.061	93.64


Weather / Track : Cloudy / Dry
 These results are provisional until the conclusion of any judicial and technical matters.

Snetterton 200
 Circuit Length = 1.9843 miles
 Start: 10:22 End: 00:00

Clerk of Course :		Timekeeper :
-------------------	--	--------------

Intersteps Championship

RACE 3 - GRID

ROW 5	17	1:16.284 Jake JACKSON			
ROW 4	16	1:15.211 Sarah MOORE		2	1:15.223 James NUTBROWN
ROW 3	1	1:14.800 Patryk SZCZERBINSKI		3	1:14.823 Ash ROBINSON
ROW 2	54	1:13.921 James PEACE		10	1:14.101 Alex WALKER
ROW 1	12	1:13.808 Ed JONES		11	1:13.861 Jake DENNIS
Pole					
					

Snetterton 200
Circuit Length = 1.9843 miles

These results are provisional until the conclusion of any judicial and technical matters.

Clerk of Course :		Timekeeper :
-------------------	--	--------------

Intersteps Championship

QUALIFYING - RACE 8 - CLASSIFICATION

POS	NO	CL	DRIVER / TEAM	CAR	TIME	ON	LAPS	GAP	DIFF	MPH
1	11		Jake DENNIS (GBR) Fortec Motorsport	Mygale FB08	1:13.699	9	10			96.92
2	54		James PEACE (GBR) MGR Motaworld	Mygale FB08	1:13.837	9	10	0.138	0.138	96.74
3	12		Ed JONES (UAE) Fortec Motorsport	Mygale FB08	1:14.097	5	11	0.398	0.260	96.40
4	10		Alex WALKER (GBR) Fortec Motorsport	Mygale FB08	1:14.378	6	9	0.679	0.281	96.04
5	3		Ash ROBINSON (GBR) Falcon Motorsport	Mygale FB08	1:14.537	8	9	0.838	0.159	95.83
6	1		Patryk SZCZERBINSKI (POL) Falcon Motorsport	Mygale FB08	1:14.606	10	10	0.907	0.069	95.74
7	2		James NUTBROWN (GBR) Falcon Motorsport	Mygale FB08	1:14.997	6	11	1.298	0.391	95.24
8	16		Sarah MOORE (GBR) TMS Atlantic	Mygale FB08	1:15.601	3	10	1.902	0.604	94.48
9	17		Jake JACKSON (GBR) TMS Atlantic	Mygale FB08	1:16.504	4	11	2.805	0.903	93.37


Weather / Track : Cloudy / Dry
 These results are provisional until the conclusion of any judicial and technical matters.

Snetterton 200
 Circuit Length = 1.9843 miles
 Start: 10:37 End: 00:00

Clerk of Course :		Timekeeper :
-------------------	--	--------------

Intersteps Championship

RACE 8 - GRID

ROW 5	17	1:16.504 Jake JACKSON	16	1:15.601 Sarah MOORE
ROW 4	2	1:14.997 James NUTBROWN	1	1:14.606 Patryk SZCZEBINSKI
ROW 3	3	1:14.537 Ash ROBINSON	10	1:14.378 Alex WALKER
ROW 2	12	1:14.097 Ed JONES	54	1:13.837 James PEACE
ROW 1	11	1:13.699 Jake DENNIS		
Pole				
				


Snetterton 200
Circuit Length = 1.9843 miles

These results are provisional until the conclusion of any judicial and technical matters.

Clerk of Course :		Timekeeper :
-------------------	--	--------------

Intersteps Championship

RACE 13 - GRID

ROW 5	17	1:16.529 Jake JACKSON	16	1:15.735 Sarah MOORE
ROW 4	2	1:15.247 James NUTBROWN	1	1:14.800 Patryk SZCZEBINSKI
ROW 3	3	1:14.668 Ash ROBINSON	10	1:14.188 Alex WALKER
ROW 2	12	1:14.087 Ed JONES	54	1:13.923 James PEACE
ROW 1	11	1:13.861 Jake DENNIS		
Pole				
				

Snetterton 200
Circuit Length = 1.9843 miles

These results are provisional until the conclusion of any judicial and technical matters.

Clerk of Course :		Timekeeper :
-------------------	--	--------------

Intersteps Championship

QUALIFYING - RACE 8 - LAP ANALYSIS

1	Patryk SZCZEBINSKI (POL)			Mygale FB08 - Falcon Motorsport			
1 -	1:39.972	+ 25.366	10:24:52.853	11 -	1:19.046	+ 4.440	10:41:46.196
2 -	1:17.601	+ 2.995	10:26:10.454	12 -	1:15.255	+ 0.649	10:43:01.451
3 -	1:16.541	+ 1.935	10:27:26.995	13 -	1:14.905	+ 0.299	10:44:16.356
4 -	1:15.246	+ 0.640	10:28:42.241	14 -	1:14.887	+ 0.281	10:45:31.243
5 -	1:15.545	+ 0.939	10:29:57.786	15 -	1:14.837	+ 0.231	10:46:46.080
6 -	1:14.800	+ 0.194	10:31:12.586	16 -	1:15.798	+ 1.192	10:48:01.878
7 -	1:14.813	+ 0.207	10:32:27.399	17 -	1:19.505	+ 4.899	10:49:21.383
8 -	1:25.374	+ 10.768	10:33:52.773	18 -	1:14.985	+ 0.379	10:50:36.368
9 -	1:15.137	+ 0.531	10:35:07.910	19 -	1:14.719	+ 0.113	10:51:51.087
10 -	5:19.240 P	+ 4:04.634	10:40:27.150	20 -	1:14.606		10:53:05.693
2	James NUTBROWN (GBR)			Mygale FB08 - Falcon Motorsport			
1 -	1:40.265	+ 25.268	10:24:46.140	12 -	1:15.473	+ 0.476	10:38:50.125
2 -	1:23.639	+ 8.642	10:26:09.779	13 -	1:15.625	+ 0.628	10:40:05.750
3 -	1:17.152	+ 2.155	10:27:26.931	14 -	1:15.300	+ 0.303	10:41:21.050
4 -	1:17.150	+ 2.153	10:28:44.081	15 -	1:15.247	+ 0.250	10:42:36.297
5 -	1:15.961	+ 0.964	10:30:00.042	16 -	1:15.276	+ 0.279	10:43:51.573
6 -	1:16.594	+ 1.597	10:31:16.636	17 -	1:14.997		10:45:06.570
7 -	1:15.316	+ 0.319	10:32:31.952	18 -	1:15.329	+ 0.332	10:46:21.899
8 -	1:15.425	+ 0.428	10:33:47.377	19 -	1:15.826	+ 0.829	10:47:37.725
9 -	1:16.560	+ 1.563	10:35:03.937	20 -	1:15.627	+ 0.630	10:48:53.352
10 -	1:15.223	+ 0.226	10:36:19.160	21 -	2:06.599 P	+ 51.602	10:50:59.951
11 -	1:15.492	+ 0.495	10:37:34.652	22 -	1:19.965	+ 4.968	10:52:19.916
3	Ash ROBINSON (GBR)			Mygale FB08 - Falcon Motorsport			
1 -	1:33.531	+ 18.994	10:24:27.203	11 -	1:14.939	+ 0.402	10:37:11.939
2 -	1:24.318	+ 9.781	10:25:51.521	12 -	5:03.674 P	+ 3:49.137	10:42:15.613
3 -	1:17.702	+ 3.165	10:27:09.223	13 -	1:20.110	+ 5.573	10:43:35.723
4 -	1:16.522	+ 1.985	10:28:25.745	14 -	1:33.827	+ 19.290	10:45:09.550
5 -	1:16.112	+ 1.575	10:29:41.857	15 -	1:14.668	+ 0.131	10:46:24.218
6 -	1:15.245	+ 0.708	10:30:57.102	16 -	1:14.640	+ 0.103	10:47:38.858
7 -	1:15.250	+ 0.713	10:32:12.352	17 -	1:14.891	+ 0.354	10:48:53.749
8 -	1:15.000	+ 0.463	10:33:27.352	18 -	1:15.018	+ 0.481	10:50:08.767
9 -	1:14.825	+ 0.288	10:34:42.177	19 -	1:14.537		10:51:23.304
10 -	1:14.823	+ 0.286	10:35:57.000	20 -	1:14.669	+ 0.132	10:52:37.973
10	Alex WALKER (GBR)			Mygale FB08 - Fortec Motorsport			
1 -	1:26.122	+ 12.021	10:23:37.444	12 -	1:14.317	+ 0.216	10:37:26.334
2 -	1:22.613	+ 8.512	10:25:00.057	13 -	1:14.558	+ 0.457	10:38:40.892
3 -	1:15.618	+ 1.517	10:26:15.675	14 -	1:14.713	+ 0.612	10:39:55.605
4 -	1:16.555	+ 2.454	10:27:32.230	15 -	1:14.473	+ 0.372	10:41:10.078
5 -	1:14.446	+ 0.345	10:28:46.676	16 -	1:20.044	+ 5.943	10:42:30.122
6 -	1:14.301	+ 0.200	10:30:00.977	17 -	1:14.796	+ 0.695	10:43:44.918
7 -	1:14.353	+ 0.252	10:31:15.330	18 -	1:14.378	+ 0.277	10:44:59.296
8 -	1:14.188	+ 0.087	10:32:29.518	19 -	1:14.427	+ 0.326	10:46:13.723
9 -	1:14.251	+ 0.150	10:33:43.769	20 -	1:14.400	+ 0.299	10:47:28.123
10 -	1:14.147	+ 0.046	10:34:57.916	21 -	1:14.548	+ 0.447	10:48:42.671
11 -	1:14.101		10:36:12.017				
11	Jake DENNIS (GBR)			Mygale FB08 - Fortec Motorsport			
1 -	1:34.429	+ 20.730	10:24:11.212	12 -	1:14.061	+ 0.362	10:38:08.743
2 -	1:23.659	+ 9.960	10:25:34.871	13 -	1:38.345	+ 24.646	10:39:47.088
3 -	1:20.748	+ 7.049	10:26:55.619	14 -	1:14.757	+ 1.058	10:41:01.845
4 -	1:18.633	+ 4.934	10:28:14.252	15 -	1:14.383	+ 0.684	10:42:16.228
5 -	1:15.416	+ 1.717	10:29:29.668	16 -	1:14.484	+ 0.785	10:43:30.712
6 -	1:14.642	+ 0.943	10:30:44.310	17 -	1:14.311	+ 0.612	10:44:45.023
7 -	1:14.032	+ 0.333	10:31:58.342	18 -	3:04.725 P	+ 1:51.026	10:47:49.748
8 -	1:14.115	+ 0.416	10:33:12.457	19 -	1:19.524	+ 5.825	10:49:09.272
9 -	1:14.394	+ 0.695	10:34:26.851	20 -	1:14.392	+ 0.693	10:50:23.664
10 -	1:13.970	+ 0.271	10:35:40.821	21 -	1:13.699		10:51:37.363
11 -	1:13.861	+ 0.162	10:36:54.682	22 -	1:13.751	+ 0.052	10:52:51.114

Weather / Track : Cloudy / Dry

Snetterton 200
Circuit Length = 1.9843 miles
Start: 10:22 End: 10:54

Intersteps Championship

QUALIFYING - RACE 8 - LAP ANALYSIS

12 Ed JONES (UAE)		Mygale FB08 - Fortec Motorsport					
1 -	1:26.845	+ 13.037	10:23:42.034	13 -	1:14.411	+ 0.603	10:38:45.239
2 -	1:21.635	+ 7.827	10:25:03.669	14 -	1:14.589	+ 0.781	10:39:59.828
3 -	1:16.506	+ 2.698	10:26:20.175	15 -	1:14.206	+ 0.398	10:41:14.034
4 -	1:15.140	+ 1.332	10:27:35.315	16 -	1:15.119	+ 1.311	10:42:29.153
5 -	1:14.902	+ 1.094	10:28:50.217	17 -	1:14.097	+ 0.289	10:43:43.250
6 -	1:14.570	+ 0.762	10:30:04.787	18 -	1:14.149	+ 0.341	10:44:57.399
7 -	1:14.062	+ 0.254	10:31:18.849	19 -	1:14.759	+ 0.951	10:46:12.158
8 -	1:13.808		10:32:32.657	20 -	1:14.488	+ 0.680	10:47:26.646
9 -	1:15.351	+ 1.543	10:33:48.008	21 -	2:57.316 P	+ 1:43.508	10:50:23.962
10 -	1:14.558	+ 0.750	10:35:02.566	22 -	1:21.777	+ 7.969	10:51:45.739
11 -	1:14.087	+ 0.279	10:36:16.653	23 -	1:16.489	+ 2.681	10:53:02.228
12 -	1:14.175	+ 0.367	10:37:30.828				
16 Sarah MOORE (GBR)		Mygale FB08 - TMS Atlantic					
1 -	1:28.786	+ 13.575	10:23:47.915	12 -	1:18.900	+ 3.689	10:39:01.487
2 -	1:20.065	+ 4.854	10:25:07.980	13 -	1:16.396	+ 1.185	10:40:17.883
3 -	1:18.138	+ 2.927	10:26:26.118	14 -	1:15.601	+ 0.390	10:41:33.484
4 -	1:19.644	+ 4.433	10:27:45.762	15 -	1:16.042	+ 0.831	10:42:49.526
5 -	1:16.320	+ 1.109	10:29:02.082	16 -	1:16.267	+ 1.056	10:44:05.793
6 -	1:15.735	+ 0.524	10:30:17.817	17 -	1:15.936	+ 0.725	10:45:21.729
7 -	2:19.300 P	+ 1:04.089	10:32:37.117	18 -	1:19.466	+ 4.255	10:46:41.195
8 -	1:18.031	+ 2.820	10:33:55.148	19 -	3:11.394 P	+ 1:56.183	10:49:52.589
9 -	1:15.211		10:35:10.359	20 -	1:22.900	+ 7.689	10:51:15.489
10 -	1:16.335	+ 1.124	10:36:26.694	21 -	1:16.463	+ 1.252	10:52:31.952
11 -	1:15.893	+ 0.682	10:37:42.587				
17 Jake JACKSON (GBR)		Mygale FB08 - TMS Atlantic					
1 -	1:37.039	+ 20.755	10:23:55.060	13 -	1:19.783	+ 3.499	10:39:39.316
2 -	1:27.184	+ 10.900	10:25:22.244	14 -	1:16.891	+ 0.607	10:40:56.207
3 -	1:20.955	+ 4.671	10:26:43.199	15 -	1:16.802	+ 0.518	10:42:13.009
4 -	1:18.790	+ 2.506	10:28:01.989	16 -	1:16.504	+ 0.220	10:43:29.513
5 -	1:18.395	+ 2.111	10:29:20.384	17 -	1:19.426	+ 3.142	10:44:48.939
6 -	1:16.726	+ 0.442	10:30:37.110	18 -	1:17.249	+ 0.965	10:46:06.188
7 -	1:16.973	+ 0.689	10:31:54.083	19 -	1:16.811	+ 0.527	10:47:22.999
8 -	1:16.284		10:33:10.367	20 -	1:16.984	+ 0.700	10:48:39.983
9 -	1:19.408	+ 3.124	10:34:29.775	21 -	1:16.866	+ 0.582	10:49:56.849
10 -	1:16.607	+ 0.323	10:35:46.382	22 -	1:17.477	+ 1.193	10:51:14.326
11 -	1:16.529	+ 0.245	10:37:02.911	23 -	1:17.173	+ 0.889	10:52:31.499
12 -	1:16.622	+ 0.338	10:38:19.533				
54 James PEACE (GBR)		Mygale FB08 - MGR Motaworld					
1 -	1:26.377	+ 12.540	10:23:40.030	12 -	1:14.438	+ 0.601	10:37:55.603
2 -	1:16.581	+ 2.744	10:24:56.611	13 -	1:25.552	+ 11.715	10:39:21.155
3 -	1:15.250	+ 1.413	10:26:11.861	14 -	2:43.268 P	+ 1:29.431	10:42:04.423
4 -	1:17.912	+ 4.075	10:27:29.773	15 -	1:28.947	+ 15.110	10:43:33.370
5 -	1:30.062 P	+ 16.225	10:28:59.835	16 -	1:22.477	+ 8.640	10:44:55.847
6 -	1:24.459	+ 10.622	10:30:24.294	17 -	1:14.679	+ 0.842	10:46:10.526
7 -	1:14.508	+ 0.671	10:31:38.802	18 -	1:15.272	+ 1.435	10:47:25.798
8 -	1:13.921	+ 0.084	10:32:52.723	19 -	1:25.119	+ 11.282	10:48:50.917
9 -	1:13.996	+ 0.159	10:34:06.719	20 -	1:14.989	+ 1.152	10:50:05.906
10 -	1:13.923	+ 0.086	10:35:20.642	21 -	1:13.837		10:51:19.743
11 -	1:20.523	+ 6.686	10:36:41.165	22 -	1:14.398	+ 0.561	10:52:34.141

Weather / Track : Cloudy / Dry

Snetterton 200
Circuit Length = 1.9843 miles
Start: 10:22 End: 10:54

Lackford Engineering Austin Healey Club Championship

QUALIFYING - RACE 4 - CLASSIFICATION

POS	NO	CL	NAME	ENTRY	TIME	ON	LAPS	GAP	DIFF	MPH
1	1	B	David SMITHIES	Austin Healey 3000	1:28.096	9	9			81.08
2	98	B	Paul CAMPFIELD	Austin Healey 3000	1:30.568	5	8	2.472	2.472	78.87
3	12	E	Drew CAMERON	Austin Healey Frogeye Sprite	1:31.543	7	8	3.447	0.975	78.03
4	27	D	Neil CAMERON	Austin Healey Arkley Sprite	1:32.317	8	10	4.221	0.774	77.37
5	57	E	Robin LACKFORD	Austin Healey Frogeye Sprite	1:32.799	3	5	4.703	0.482	76.97
6	64	B	Adrian BALL	Austin Healey 3	1:33.142	10	10	5.046	0.343	76.69
7	9	E	Patrick HARRIS	Austin Healey Sprite	1:33.813	9	9	5.717	0.671	76.14
8	89	A	Mark PANGBORN	Austin Healey 100M	1:34.210	10	10	6.114	0.397	75.82
9	26	D	Brian BEDFORD	Austin Healey SPRITE	1:34.531	9	10	6.435	0.321	75.56
10	90	B	Guy PARRY-WILLIAMS	Austin Healey 3000	1:39.856	4	4	11.760	5.325	71.53
11	14	D	Jim PRIOR	Austin Healey Sprite	1:40.634	2	4	12.538	0.778	70.98
12	22	D	David JENKINS	Austin Healey Frogeye Sprite	1:54.790	2	8	26.694	14.156	62.23

Weather / Track : Bright / Dry
 These results are provisional until the conclusion of any judicial and technical matters.

Snetterton 200
 Circuit Length = 1.9843 miles
 Start: 10:58 End: 11:15

Clerk of Course :		Timekeeper :
-------------------	--	--------------

Lackford Engineering Austin Healey Club Championship

QUALIFYING - RACE 4 - LAP ANALYSIS

1	David SMITHIES		B Austin Healey 3000				
1 -	1:37.501	+ 9.405	11:00:14.888	6 -	1:30.579	+ 2.483	11:07:54.893
2 -	1:30.964	+ 2.868	11:01:45.852	7 -	2:43.215 P	+ 1:15.119	11:10:38.108
3 -	1:32.990	+ 4.894	11:03:18.842	8 -	1:32.847	+ 4.751	11:12:10.955
4 -	1:34.069	+ 5.973	11:04:52.911	9 -	1:28.096		11:13:39.051
5 -	1:31.403	+ 3.307	11:06:24.314				
9	Patrick HARRIS		E Austin Healey Sprite				
1 -	2:01.865	+ 28.052	11:00:57.842	6 -	1:36.796	+ 2.983	11:09:00.306
2 -	1:38.613	+ 4.800	11:02:36.455	7 -	1:35.648	+ 1.835	11:10:35.954
3 -	1:35.948	+ 2.135	11:04:12.403	8 -	1:36.370	+ 2.557	11:12:12.324
4 -	1:35.187	+ 1.374	11:05:47.590	9 -	1:33.813		11:13:46.137
5 -	1:35.920	+ 2.107	11:07:23.510				
12	Drew CAMERON		E Austin Healey Frogeye Sprite				
1 -	1:38.378	+ 6.835	11:00:12.508	5 -	1:31.618	+ 0.075	11:06:20.682
2 -	1:32.650	+ 1.107	11:01:45.158	6 -	1:32.126	+ 0.583	11:07:52.808
3 -	1:32.117	+ 0.574	11:03:17.275	7 -	1:31.543		11:09:24.351
4 -	1:31.789	+ 0.246	11:04:49.064	8 -	1:31.900	+ 0.357	11:10:56.251
14	Jim PRIOR		D Austin Healey Sprite				
1 -	2:06.546	+ 25.912	11:01:01.286	3 -	1:40.957	+ 0.323	11:04:22.877
2 -	1:40.634		11:02:41.920	4 -	1:42.070	+ 1.436	11:06:04.947
22	David JENKINS		D Austin Healey Frogeye Sprite				
1 -	2:12.719	+ 17.929	11:01:01.342	5 -	1:59.679	+ 4.889	11:08:52.918
2 -	1:54.790		11:02:56.132	6 -	1:56.274	+ 1.484	11:10:49.192
3 -	1:59.595	+ 4.805	11:04:55.727	7 -	1:55.350	+ 0.560	11:12:44.542
4 -	1:57.512	+ 2.722	11:06:53.239	8 -	2:08.034	+ 13.244	11:14:52.576
26	Brian BEDFORD		D Austin Healey SPRITE				
1 -	1:50.024	+ 15.493	11:00:31.310	6 -	1:37.063	+ 2.532	11:08:36.265
2 -	1:39.432	+ 4.901	11:02:10.742	7 -	1:35.518	+ 0.987	11:10:11.783
3 -	1:36.628	+ 2.097	11:03:47.370	8 -	1:35.493	+ 0.962	11:11:47.276
4 -	1:36.797	+ 2.266	11:05:24.167	9 -	1:34.531		11:13:21.807
5 -	1:35.035	+ 0.504	11:06:59.202	10 -	1:46.005	+ 11.474	11:15:07.812
27	Neil CAMERON		D Austin Healey Arkley Sprite				
1 -	1:52.023	+ 19.706	11:00:38.406	6 -	1:32.730	+ 0.413	11:08:37.746
2 -	1:39.853	+ 7.536	11:02:18.259	7 -	1:39.126	+ 6.809	11:10:16.872
3 -	1:33.754	+ 1.437	11:03:52.013	8 -	1:32.317		11:11:49.189
4 -	1:33.299	+ 0.982	11:05:25.312	9 -	1:33.283	+ 0.966	11:13:22.472
5 -	1:39.704	+ 7.387	11:07:05.016	10 -	1:35.267	+ 2.950	11:14:57.739
57	Robin LACKFORD		E Austin Healey Frogeye Sprite				
1 -	1:52.275	+ 19.476	11:00:39.832	4 -	2:30.901 P	+ 58.102	11:06:18.887
2 -	1:35.355	+ 2.556	11:02:15.187	5 -	1:41.024	+ 8.225	11:07:59.911
3 -	1:32.799		11:03:47.986				
64	Adrian BALL		B Austin Healey 3				
1 -	1:40.687	+ 7.545	11:00:18.993	6 -	1:33.659	+ 0.517	11:08:10.895
2 -	1:34.359	+ 1.217	11:01:53.352	7 -	1:34.403	+ 1.261	11:09:45.298
3 -	1:34.016	+ 0.874	11:03:27.368	8 -	1:33.793	+ 0.651	11:11:19.091
4 -	1:35.852	+ 2.710	11:05:03.220	9 -	1:34.525	+ 1.383	11:12:53.616
5 -	1:34.016	+ 0.874	11:06:37.236	10 -	1:33.142		11:14:26.758
89	Mark PANGBORN		A Austin Healey 100M				
1 -	1:48.809	+ 14.599	11:00:31.275	6 -	1:37.277	+ 3.067	11:08:35.870
2 -	1:38.298	+ 4.088	11:02:09.573	7 -	1:35.366	+ 1.156	11:10:11.236
3 -	1:36.788	+ 2.578	11:03:46.361	8 -	1:35.550	+ 1.340	11:11:46.786
4 -	1:36.544	+ 2.334	11:05:22.905	9 -	1:34.623	+ 0.413	11:13:21.409

Weather / Track : Bright / Dry

Snetterton 200
Circuit Length = 1.9843 miles
Start: 10:58 End: 11:15

Lackford Engineering Austin Healey Club Championship
QUALIFYING - RACE 4 - LAP ANALYSIS


5 -	1:35.688	+ 1.478	11:06:58.593	10 -	1:34.210		11:14:55.619
90	Guy PARRY-WILLIAMS			B Austin Healey 3000			
1 -	1:56.873	+ 17.017	11:00:49.185	3 -	1:42.936	+ 3.080	11:04:16.443
2 -	1:44.322	+ 4.466	11:02:33.507	4 -	1:39.856		11:05:56.299
98	Paul CAMPFIELD			B Austin Healey 3000			
1 -	1:47.379	+ 16.811	11:00:27.516	5 -	1:30.568		11:06:33.950
2 -	1:33.838	+ 3.270	11:02:01.354	6 -	1:31.846	+ 1.278	11:08:05.796
3 -	1:31.280	+ 0.712	11:03:32.634	7 -	1:32.842	+ 2.274	11:09:38.638
4 -	1:30.748	+ 0.180	11:05:03.382	8 -	1:32.566	+ 1.998	11:11:11.204

Weather / Track : Bright / Dry

Snetterton 200
 Circuit Length = 1.9843 miles
 Start: 10:58 End: 11:15

Lackford Engineering Austin Healey Club Championship

RACE 4 - GRID

ROW 6	1:40.634 14 Jim PRIOR	1:54.790 22 David JENKINS
ROW 5	1:34.531 26 Brian BEDFORD	1:39.856 90 Guy PARRY-WILLIAMS
ROW 4	1:33.813 9 Patrick HARRIS	1:34.210 89 Mark PANGBORN
ROW 3	1:32.799 57 Robin LACKFORD	1:33.142 64 Adrian BALL
ROW 2	1:31.543 12 Drew CAMERON	1:32.317 27 Neil CAMERON
ROW 1	1:28.096 1 David SMITHIES	1:30.568 98 Paul CAMPFIELD
Pole		
		


Snetterton 200
Circuit Length = 1.9843 miles

These results are provisional until the conclusion of any judicial and technical matters.

Clerk of Course :		Timekeeper :
-------------------	--	--------------

Lackford Engineering Austin Healey Club Championship

RACE 9 - GRID

ROW 6	17	David GRACE	
ROW 5	57	1:35.355 Robin LACKFORD	22
ROW 4	26	1:35.035 Brian BEDFORD	9
ROW 3	64	1:33.659 Adrian BALL	89
ROW 2	12	1:31.618 Drew CAMERON	27
ROW 1	1	1:30.579 David SMITHIES	98
Pole			
			

Snetterton 200
Circuit Length = 1.9843 miles

These results are provisional until the conclusion of any judicial and technical matters.

Clerk of Course :		Timekeeper :
-------------------	--	--------------

Dunlop Mini Se7en Challenge

QUALIFYING - RACE 7 - CLASSIFICATION

POS	NO	CL	NAME	ENTRY	TIME	ON	LAPS	GAP	DIFF	MPH
1	35		Paul SPARK	Mini Se7en	1:35.281	5	9			74.97
2	5		Graeme DAVIS	Mini Se7en	1:35.604	5	9	0.323	0.323	74.71
3	46		Max HUNTER	Mini Se7en	1:35.715	7	10	0.434	0.111	74.63
4	12		Andrew DEVINY	Mini Se7en	1:36.326	6	6	1.045	0.611	74.15
5	24		James COULSON	Mini Se7en	1:36.413	4	10	1.132	0.087	74.09
6	36		Damon ASTIN	Mini Se7en	1:36.698	5	8	1.417	0.285	73.87
7	9		Darren THOMAS	Mini Se7en	1:36.756	5	10	1.475	0.058	73.82
8	77		Tristen KNIGHT	Mini Se7en	1:37.217	4	9	1.936	0.461	73.47
9	4		Ian DEVINY	Mini Se7en	1:37.400	6	10	2.119	0.183	73.34
10	8		Gareth HUNT	Mini Se7en	1:37.692	2	5	2.411	0.292	73.12
11	87		Ashley DAVIES	Mini Se7en	1:38.367	7	9	3.086	0.675	72.62
12	15		Steve BAKER	Mini Se7en	1:39.378	6	9	4.097	1.011	71.88
13	69		steve TRENCH	Mini Se7en	1:39.853	7	9	4.572	0.475	71.53
14	39		Andy MILLER	Mini Se7en	1:40.246	5	9	4.965	0.393	71.25
15	88		Kieren MCDONALD	Mini Se7en	1:40.313	5	8	5.032	0.067	71.21
16	91		Julian AFFLECK	Mini Se7en	1:40.538	9	9	5.257	0.225	71.05
17	25		Mike RAYNER	Mini Se7en	1:40.648	9	9	5.367	0.110	70.97
18	60		Malcolm KEAT	Mini Se7en	1:40.769	7	9	5.488	0.121	70.88
19	95		Julian PROCTOR	Mini Se7en	1:40.810	8	8	5.529	0.041	70.86
20	44		Adam SMITH	Mini Se7en	1:41.239	6	9	5.958	0.429	70.56
21	63		David ROBINSON	Mini Se7en	1:42.484	6	8	7.203	1.245	69.70
22	94		Robert PAVEY	Mini Se7en	1:43.538	8	8	8.257	1.054	68.99
23	47		Kelvin EDGAR	Mini Se7en	1:44.464	7	8	9.183	0.926	68.38
24	92		Kevin O'SHEA	Mini Se7en	1:47.417	6	8	12.136	2.953	66.50
25	33		Geoff TAYLOR	Mini Se7en	1:53.817	8	8	18.536	6.400	62.76

Weather / Track : Bright / Dry
 These results are provisional until the conclusion of any judicial and technical matters.

Snetterton 200
 Circuit Length = 1.9843 miles
 Start: 11:24 End: 11:41

Clerk of Course :	Timekeeper :
-------------------	--------------

Dunlop Mini Se7en Challenge

QUALIFYING - RACE 7 - LAP ANALYSIS

4	Ian DEVINY						Mini Se7en
1 -	1:45.842	+ 8.442	11:26:26.099	6 -	1:37.400		11:34:39.171
2 -	1:39.122	+ 1.722	11:28:05.221	7 -	1:37.853	+ 0.453	11:36:17.024
3 -	1:39.303	+ 1.903	11:29:44.524	8 -	1:40.871	+ 3.471	11:37:57.895
4 -	1:39.254	+ 1.854	11:31:23.778	9 -	1:39.167	+ 1.767	11:39:37.062
5 -	1:37.993	+ 0.593	11:33:01.771	10 -	1:38.042	+ 0.642	11:41:15.104
5	Graeme DAVIS						Mini Se7en
1 -	1:55.320	+ 19.716	11:27:19.373	6 -	1:36.373	+ 0.769	11:35:24.724
2 -	1:40.901	+ 5.297	11:29:00.274	7 -	1:36.387	+ 0.783	11:37:01.111
3 -	1:35.919	+ 0.315	11:30:36.193	8 -	2:02.392	+ 26.788	11:39:03.503
4 -	1:36.554	+ 0.950	11:32:12.747	9 -	1:41.505	+ 5.901	11:40:45.008
5 -	1:35.604		11:33:48.351				
8	Gareth HUNT						Mini Se7en
1 -	1:45.870	+ 8.178	11:26:23.451	4 -	1:57.484	+ 19.792	11:32:53.434
2 -	1:37.692		11:28:01.143	5 -	1:56.404	+ 18.712	11:34:49.838
3 -	2:54.807	+ 1:17.115	11:30:55.950				
9	Darren THOMAS						Mini Se7en
1 -	1:47.203	+ 10.447	11:26:22.815	6 -	1:39.921	+ 3.165	11:34:32.744
2 -	1:37.985	+ 1.229	11:28:00.800	7 -	1:37.881	+ 1.125	11:36:10.625
3 -	1:37.484	+ 0.728	11:29:38.284	8 -	1:38.917	+ 2.161	11:37:49.542
4 -	1:37.783	+ 1.027	11:31:16.067	9 -	1:38.003	+ 1.247	11:39:27.545
5 -	1:36.756		11:32:52.823	10 -	1:37.978	+ 1.222	11:41:05.523
12	Andrew DEVINY						Mini Se7en
1 -	1:54.949	+ 18.623	11:27:17.981	4 -	1:37.125	+ 0.799	11:32:19.332
2 -	1:42.345	+ 6.019	11:29:00.326	5 -	1:38.286	+ 1.960	11:33:57.618
3 -	1:41.881	+ 5.555	11:30:42.207	6 -	1:36.326		11:35:33.944
15	Steve BAKER						Mini Se7en
1 -	2:06.000	+ 26.622	11:27:06.719	6 -	1:39.378		11:35:33.657
2 -	1:44.963	+ 5.585	11:28:51.682	7 -	1:40.627	+ 1.249	11:37:14.284
3 -	1:40.789	+ 1.411	11:30:32.471	8 -	1:41.111	+ 1.733	11:38:55.395
4 -	1:41.857	+ 2.479	11:32:14.328	9 -	1:39.669	+ 0.291	11:40:35.064
5 -	1:39.951	+ 0.573	11:33:54.279				
24	James COULSON						Mini Se7en
1 -	1:43.207	+ 6.794	11:26:24.425	6 -	1:40.864	+ 4.451	11:34:34.059
2 -	1:37.131	+ 0.718	11:28:01.556	7 -	1:38.105	+ 1.692	11:36:12.164
3 -	1:37.294	+ 0.881	11:29:38.850	8 -	1:37.950	+ 1.537	11:37:50.114
4 -	1:36.413		11:31:15.263	9 -	1:37.786	+ 1.373	11:39:27.900
5 -	1:37.932	+ 1.519	11:32:53.195	10 -	1:37.463	+ 1.050	11:41:05.363
25	Mike RAYNER						Mini Se7en
1 -	1:56.681	+ 16.033	11:26:39.876	6 -	1:43.702	+ 3.054	11:35:30.089
2 -	1:49.532	+ 8.884	11:28:29.408	7 -	1:43.744	+ 3.096	11:37:13.833
3 -	1:46.452	+ 5.804	11:30:15.860	8 -	1:43.554	+ 2.906	11:38:57.387
4 -	1:45.744	+ 5.096	11:32:01.604	9 -	1:40.648		11:40:38.035
5 -	1:44.783	+ 4.135	11:33:46.387				
33	Geoff TAYLOR						Mini Se7en
1 -	2:21.873	+ 28.056	11:27:09.833	5 -	1:56.050	+ 2.233	11:35:11.894
2 -	2:07.648	+ 13.831	11:29:17.481	6 -	1:54.690	+ 0.873	11:37:06.584
3 -	2:01.906	+ 8.089	11:31:19.387	7 -	1:54.621	+ 0.804	11:39:01.205
4 -	1:56.457	+ 2.640	11:33:15.844	8 -	1:53.817		11:40:55.022
35	Paul SPARK						Mini Se7en
1 -	1:48.970	+ 13.689	11:26:55.853	6 -	1:35.621	+ 0.340	11:34:55.284
2 -	1:37.282	+ 2.001	11:28:33.135	7 -	1:35.839	+ 0.558	11:36:31.123

Weather / Track : Bright / Dry

Snetterton 200
Circuit Length = 1.9843 miles
Start: 11:24 End: 11:41

Dunlop Mini Se7en Challenge

QUALIFYING - RACE 7 - LAP ANALYSIS

3 -	1:35.745	+ 0.464	11:30:08.880	8 -	1:36.455	+ 1.174	11:38:07.578
4 -	1:35.502	+ 0.221	11:31:44.382	9 -	1:36.147	+ 0.866	11:39:43.725
5 -	1:35.281		11:33:19.663				
36	Damon ASTIN Mini Se7en						
1 -	1:44.113	+ 7.415	11:26:22.983	5 -	1:36.698		11:32:53.803
2 -	1:37.321	+ 0.623	11:28:00.304	6 -	1:39.456	+ 2.758	11:34:33.259
3 -	1:38.724	+ 2.026	11:29:39.028	7 -	1:38.509	+ 1.811	11:36:11.768
4 -	1:38.077	+ 1.379	11:31:17.105	8 -	1:37.931	+ 1.233	11:37:49.699
39	Andy MILLER Mini Se7en						
1 -	1:55.635	+ 15.389	11:27:24.788	6 -	1:40.414	+ 0.168	11:35:55.535
2 -	1:45.474	+ 5.228	11:29:10.262	7 -	1:41.579	+ 1.333	11:37:37.114
3 -	1:43.266	+ 3.020	11:30:53.528	8 -	1:43.249	+ 3.003	11:39:20.363
4 -	1:41.347	+ 1.101	11:32:34.875	9 -	1:41.454	+ 1.208	11:41:01.817
5 -	1:40.246		11:34:15.121				
44	Adam SMITH Mini Se7en						
1 -	2:01.146	+ 19.907	11:26:55.880	6 -	1:41.239		11:35:43.123
2 -	1:49.756	+ 8.517	11:28:45.636	7 -	1:44.750	+ 3.511	11:37:27.873
3 -	1:46.157	+ 4.918	11:30:31.793	8 -	1:41.779	+ 0.540	11:39:09.652
4 -	1:45.691	+ 4.452	11:32:17.484	9 -	1:41.710	+ 0.471	11:40:51.362
5 -	1:44.400	+ 3.161	11:34:01.884				
46	Max HUNTER Mini Se7en						
1 -	1:48.473	+ 12.758	11:26:39.525	6 -	1:36.105	+ 0.390	11:34:44.047
2 -	1:36.812	+ 1.097	11:28:16.337	7 -	1:35.715		11:36:19.762
3 -	1:37.025	+ 1.310	11:29:53.362	8 -	1:38.243	+ 2.528	11:37:58.005
4 -	1:36.564	+ 0.849	11:31:29.926	9 -	1:38.851	+ 3.136	11:39:36.856
5 -	1:38.016	+ 2.301	11:33:07.942	10 -	1:38.246	+ 2.531	11:41:15.102
47	Kelvin EDGAR Mini Se7en						
1 -	2:04.808	+ 20.344	11:27:10.835	5 -	1:49.719	+ 5.255	11:34:25.005
2 -	1:49.272	+ 4.808	11:29:00.107	6 -	1:47.610	+ 3.146	11:36:12.615
3 -	1:45.658	+ 1.194	11:30:45.765	7 -	1:44.464		11:37:57.079
4 -	1:49.521	+ 5.057	11:32:35.286	8 -	1:45.936	+ 1.472	11:39:43.015
60	Malcolm KEAT Mini Se7en						
1 -	1:49.577	+ 8.808	11:26:35.154	6 -	1:43.114	+ 2.345	11:35:06.339
2 -	1:42.799	+ 2.030	11:28:17.953	7 -	1:40.769		11:36:47.108
3 -	1:42.174	+ 1.405	11:30:00.127	8 -	1:41.653	+ 0.884	11:38:28.761
4 -	1:41.360	+ 0.591	11:31:41.487	9 -	1:42.303	+ 1.534	11:40:11.064
5 -	1:41.738	+ 0.969	11:33:23.225				
63	David ROBINSON Mini Se7en						
1 -	1:57.697	+ 15.213	11:27:24.638	5 -	1:45.411	+ 2.927	11:34:32.919
2 -	1:49.364	+ 6.880	11:29:14.002	6 -	1:42.484		11:36:15.403
3 -	1:47.750	+ 5.266	11:31:01.752	7 -	1:45.041	+ 2.557	11:38:00.444
4 -	1:45.756	+ 3.272	11:32:47.508	8 -	1:44.384	+ 1.900	11:39:44.828
69	steve TRENCH Mini Se7en						
1 -	1:59.851	+ 19.998	11:27:09.899	6 -	1:39.977	+ 0.124	11:35:41.180
2 -	1:45.919	+ 6.066	11:28:55.818	7 -	1:39.853		11:37:21.033
3 -	1:43.658	+ 3.805	11:30:39.476	8 -	1:40.744	+ 0.891	11:39:01.777
4 -	1:41.112	+ 1.259	11:32:20.588	9 -	1:41.564	+ 1.711	11:40:43.341
5 -	1:40.615	+ 0.762	11:34:01.203				
77	Tristen KNIGHT Mini Se7en						
1 -	1:55.543	+ 18.326	11:27:17.184	6 -	1:37.268	+ 0.051	11:35:34.030
2 -	1:43.945	+ 6.728	11:29:01.129	7 -	1:38.640	+ 1.423	11:37:12.670
3 -	1:40.182	+ 2.965	11:30:41.311	8 -	1:38.046	+ 0.829	11:38:50.716
4 -	1:37.217		11:32:18.528	9 -	1:38.001	+ 0.784	11:40:28.717

Weather / Track : Bright / Dry

Snetterton 200
Circuit Length = 1.9843 miles
Start: 11:24 End: 11:41

Dunlop Mini Se7en Challenge

QUALIFYING - RACE 7 - LAP ANALYSIS

5 -	1:38.234	+ 1.017	11:33:56.762				
87	Ashley DAVIES		Mini Se7en				
1 -	1:51.947	+ 13.580	11:27:10.298	6 -	1:38.471	+ 0.104	11:35:25.678
2 -	1:39.829	+ 1.462	11:28:50.127	7 -	1:38.367		11:37:04.045
3 -	1:39.090	+ 0.723	11:30:29.217	8 -	1:40.667	+ 2.300	11:38:44.712
4 -	1:38.797	+ 0.430	11:32:08.014	9 -	1:39.482	+ 1.115	11:40:24.194
5 -	1:39.193	+ 0.826	11:33:47.207				
88	Kieren MCDONALD		Mini Se7en				
1 -	1:44.571	+ 4.258	11:28:55.973	5 -	1:40.313		11:35:38.795
2 -	1:41.724	+ 1.411	11:30:37.697	6 -	1:42.872	+ 2.559	11:37:21.667
3 -	1:40.359	+ 0.046	11:32:18.056	7 -	1:40.602	+ 0.289	11:39:02.269
4 -	1:40.426	+ 0.113	11:33:58.482	8 -	1:46.179	+ 5.866	11:40:48.448
91	Julian AFFLECK		Mini Se7en				
1 -	1:57.753	+ 17.215	11:27:17.613	6 -	1:40.959	+ 0.421	11:36:04.054
2 -	1:52.081	+ 11.543	11:29:09.694	7 -	1:41.470	+ 0.932	11:37:45.524
3 -	1:49.672	+ 9.134	11:30:59.366	8 -	1:45.742	+ 5.204	11:39:31.266
4 -	1:42.363	+ 1.825	11:32:41.729	9 -	1:40.538		11:41:11.804
5 -	1:41.366	+ 0.828	11:34:23.095				
92	Kevin O'SHEA		Mini Se7en				
1 -	2:00.159	+ 12.742	11:27:15.497	5 -	1:50.262	+ 2.845	11:34:35.780
2 -	1:51.451	+ 4.034	11:29:06.948	6 -	1:47.417		11:36:23.197
3 -	1:49.680	+ 2.263	11:30:56.628	7 -	1:48.719	+ 1.302	11:38:11.916
4 -	1:48.890	+ 1.473	11:32:45.518	8 -	1:48.325	+ 0.908	11:40:00.241
94	Robert PAVEY		Mini Se7en				
1 -	1:59.483	+ 15.945	11:27:16.181	5 -	1:45.995	+ 2.457	11:34:32.817
2 -	1:52.666	+ 9.128	11:29:08.847	6 -	1:44.973	+ 1.435	11:36:17.790
3 -	1:50.416	+ 6.878	11:30:59.263	7 -	1:43.697	+ 0.159	11:38:01.487
4 -	1:47.559	+ 4.021	11:32:46.822	8 -	1:43.538		11:39:45.025
95	Julian PROCTOR		Mini Se7en				
1 -	2:01.213	+ 20.403	11:27:09.673	5 -	1:42.715	+ 1.905	11:35:03.405
2 -	1:45.877	+ 5.067	11:28:55.550	6 -	1:42.208	+ 1.398	11:36:45.613
3 -	1:49.525	+ 8.715	11:30:45.075	7 -	1:42.167	+ 1.357	11:38:27.780
4 -	2:35.615	+ 54.805	11:33:20.690	8 -	1:40.810		11:40:08.590

Weather / Track : Bright / Dry

Snetterton 200
Circuit Length = 1.9843 miles
Start: 11:24 End: 11:41

Dunlop Mini Se7en Challenge

RACE 7 - GRID

ROW 13	1:53.817 33 Geoff TAYLOR		
ROW 12	1:44.464 47 Kelvin EDGAR		1:47.417 92 Kevin O'SHEA
ROW 11	1:42.484 63 David ROBINSON	1:43.538 94 Robert PAVEY	
ROW 10	1:40.810 95 Julian PROCTOR		1:41.239 44 Adam SMITH
ROW 9	1:40.648 25 Mike RAYNER	1:40.769 60 Malcolm KEAT	
ROW 8	1:40.313 88 Kieren MCDONALD		1:40.538 91 Julian AFFLECK
ROW 7	1:39.853 69 Steve TRENCH	1:40.246 39 Andy MILLER	
ROW 6	1:38.367 87 Ashley DAVIES		1:39.378 15 Steve BAKER
ROW 5	1:37.400 4 Ian DEVINY	1:37.692 8 Gareth HUNT	
ROW 4	1:36.756 9 Darren THOMAS		1:37.217 77 Tristen KNIGHT
ROW 3	1:36.413 24 James COULSON	1:36.698 36 Damon ASTIN	
ROW 2	1:35.715 46 Max HUNTER		1:36.326 12 Andrew DEVINY
ROW 1	1:35.281 35 Paul SPARK	1:35.604 5 Graeme DAVIS	

Pole

Snetterton 200
Circuit Length = 1.9843 miles

These results are provisional until the conclusion of any judicial and technical matters.

Clerk of Course :		Timekeeper :
-------------------	--	--------------

Dunlop Mini Se7en Challenge

RACE 12 - GRID

ROW 13	1:56.404 8 Gareth HUNT		
ROW 12	1:48.325 92 Kevin O'SHEA		1:54.621 33 Geoff TAYLOR
ROW 11	1:44.384 63 David ROBINSON	1:45.658 47 Kelvin EDGAR	
ROW 10	1:43.554 25 Mike RAYNER		1:43.697 94 Robert PAVEY
ROW 9	1:41.710 44 Adam SMITH	1:42.167 95 Julian PROCTOR	
ROW 8	1:40.959 91 Julian AFFLECK		1:41.360 60 Malcolm KEAT
ROW 7	1:40.359 88 Kieren MCDONALD	1:40.414 39 Andy MILLER	
ROW 6	1:39.669 15 Steve BAKER		1:39.977 69 steve TRENCH
ROW 5	1:37.853 4 Ian DEVINY	1:38.471 87 Ashley DAVIES	
ROW 4	1:37.321 36 Damon ASTIN		1:37.484 9 Darren THOMAS
ROW 3	1:37.131 24 James COULSON	1:37.268 77 Tristen KNIGHT	
ROW 2	1:36.105 46 Max HUNTER		1:37.125 12 Andrew DEVINY
ROW 1	1:35.502 35 Paul SPARK	1:35.919 5 Graeme DAVIS	

Pole

Snetterton 200
Circuit Length = 1.9843 miles

These results are provisional until the conclusion of any judicial and technical matters.

Clerk of Course :

Timekeeper :

Universal Racing Services Classic Formula Ford 2000 Championship
QUALIFYING - RACE 5 - CLASSIFICATION - AMENDED

POS	NO	CL	NAME	ENTRY	TIME	ON	LAPS	GAP	DIFF	MPH
1	1	A	Ian PEARSON	Van Diemen RF83	1:16.880	13	15			92.91
2	26	A	Peter CHIPPINDALE	Van Diemen RF82	1:17.962	6	15	1.082	1.082	91.62
3	66	A	Nigel CORRY	Van Diemen RF82	1:18.027	15	15	1.147	0.065	91.55
4	75	B	Colin WRIGHT	Reynard SF79	1:18.399	10	15	1.519	0.372	91.11
5	72	A	Andrew STORER	Van Diemen RF82	1:18.510	12	12	1.630	0.111	90.98
6	19	A	scott TEMPLE	Van Diemen RF82	1:18.897	12	15	2.017	0.387	90.54
7	56	A	Paul BURT	Van Diemen RF82	1:19.353	14	14	2.473	0.456	90.02
8	10	A	Philip HART	Van Diemen RF82	1:19.427	9	11	2.547	0.074	89.93
9	57	A	Chris LEVY	Van Diemen RF83	1:19.493	11	14	2.613	0.066	89.86
10	33	A	David MERCER	Van Diemen RF82	1:19.617	7	14	2.737	0.124	89.72
11	45	A	Robert PEARSON	Van Diemen RF82	1:20.164	15	15	3.284	0.547	89.11
12	46	A	Paul ALLEN	Van Diemen RF81	1:20.232	11	13	3.352	0.068	89.03
13	98	A	Rodney TOFT	Van Diemen RF82	1:22.716	15	15	5.836	2.484	86.36
DQ	18	A	Tom POPE	Van Diemen RF82			14			

Car 18 excluded from results of practice.

Weather / Track : Bright / Dry
 These results are provisional until the conclusion of any judicial and technical matters.

Snetterton 200
 Circuit Length = 1.9843 miles
 Start: 11:54 End: 12:16

Clerk of Course :		Timekeeper :
-------------------	--	--------------

Universal Racing Services Classic Formula Ford 2000 Championship
QUALIFYING - RACE 5 - LAP ANALYSIS

1	Ian PEARSON						A	Van Diemen RF83					
1 -	1:27.345		+ 10.465	11:56:13.413	9 -	1:17.445		+ 0.565	12:06:47.542				
2 -	1:18.985		+ 2.105	11:57:32.398	10 -	2:07.601 P		+ 50.721	12:08:55.143				
3 -	1:18.188		+ 1.308	11:58:50.586	11 -	1:20.795		+ 3.915	12:10:15.938				
4 -	1:27.486		+ 10.606	12:00:18.072	12 -	1:17.072		+ 0.192	12:11:33.010				
5 -	1:19.662		+ 2.782	12:01:37.734	13 -	1:16.880			12:12:49.890				
6 -	1:17.335		+ 0.455	12:02:55.069	14 -	1:18.891		+ 2.011	12:14:08.781				
7 -	1:17.054		+ 0.174	12:04:12.123	15 -	1:17.026		+ 0.146	12:15:25.807				
8 -	1:17.974		+ 1.094	12:05:30.097									
10	Philip HART						A	Van Diemen RF82					
1 -	1:29.403		+ 9.976	11:56:32.753	7 -	1:31.646		+ 12.219	12:05:01.439				
2 -	1:24.254		+ 4.827	11:57:57.007	8 -	1:20.520		+ 1.093	12:06:21.959				
3 -	1:24.420		+ 4.993	11:59:21.427	9 -	1:19.427			12:07:41.386				
4 -	1:21.480		+ 2.053	12:00:42.907	10 -	1:19.561		+ 0.134	12:09:00.947				
5 -	1:20.816		+ 1.389	12:02:03.723	11 -	2:50.396 P		+ 1:30.969	12:11:51.343				
6 -	1:26.070		+ 6.643	12:03:29.793									
18	Tom POPE						A	Van Diemen RF82					
1 -	1:41.181		+ 23.038	11:56:26.162	8 -	2:16.440 P		+ 58.297	12:06:42.898				
2 -	1:22.289		+ 4.146	11:57:48.451	9 -	1:21.443		+ 3.300	12:08:04.341				
3 -	1:20.515		+ 2.372	11:59:08.966	10 -	1:19.049		+ 0.906	12:09:23.390				
4 -	1:19.188		+ 1.045	12:00:28.154	11 -	1:19.901		+ 1.758	12:10:43.291				
5 -	1:21.145		+ 3.002	12:01:49.299	12 -	1:18.810		+ 0.667	12:12:02.101				
6 -	1:18.645		+ 0.502	12:03:07.944	13 -	1:18.179		+ 0.036	12:13:20.280				
7 -	1:18.514		+ 0.371	12:04:26.458	14 -	1:18.143			12:14:38.423				
19	scott TEMPLE						A	Van Diemen RF82					
1 -	1:26.259		+ 7.362	11:56:20.618	9 -	1:19.352		+ 0.455	12:07:02.601				
2 -	1:22.074		+ 3.177	11:57:42.692	10 -	1:19.358		+ 0.461	12:08:21.959				
3 -	1:22.210		+ 3.313	11:59:04.902	11 -	1:19.490		+ 0.593	12:09:41.449				
4 -	1:20.120		+ 1.223	12:00:25.022	12 -	1:18.897			12:11:00.346				
5 -	1:19.686		+ 0.789	12:01:44.708	13 -	1:19.166		+ 0.269	12:12:19.512				
6 -	1:19.456		+ 0.559	12:03:04.164	14 -	1:18.909		+ 0.012	12:13:38.421				
7 -	1:19.611		+ 0.714	12:04:23.775	15 -	1:18.981		+ 0.084	12:14:57.402				
8 -	1:19.474		+ 0.577	12:05:43.249									
26	Peter CHIPPINDALE						A	Van Diemen RF82					
1 -	1:26.848		+ 8.886	11:56:01.609	9 -	1:17.986		+ 0.024	12:06:42.319				
2 -	1:20.545		+ 2.583	11:57:22.154	10 -	1:18.563		+ 0.601	12:08:00.882				
3 -	1:19.741		+ 1.779	11:58:41.895	11 -	1:18.332		+ 0.370	12:09:19.214				
4 -	1:19.124		+ 1.162	12:00:01.019	12 -	1:18.877		+ 0.915	12:10:38.091				
5 -	1:18.999		+ 1.037	12:01:20.018	13 -	1:23.409		+ 5.447	12:12:01.500				
6 -	1:17.962			12:02:37.980	14 -	1:26.494		+ 8.532	12:13:27.994				
7 -	1:27.807		+ 9.845	12:04:05.787	15 -	1:18.339		+ 0.377	12:14:46.333				
8 -	1:18.546		+ 0.584	12:05:24.333									
33	David MERCER						A	Van Diemen RF82					
1 -	1:32.093		+ 12.476	11:56:15.247	8 -	1:39.170		+ 19.553	12:06:01.922				
2 -	1:22.581		+ 2.964	11:57:37.828	9 -	1:43.376		+ 23.759	12:07:45.298				
3 -	1:23.190		+ 3.573	11:59:01.018	10 -	1:36.331		+ 16.714	12:09:21.629				
4 -	1:21.612		+ 1.995	12:00:22.630	11 -	1:24.149		+ 4.532	12:10:45.778				
5 -	1:20.440		+ 0.823	12:01:43.070	12 -	1:23.511		+ 3.894	12:12:09.289				
6 -	1:20.065		+ 0.448	12:03:03.135	13 -	1:19.957		+ 0.340	12:13:29.246				
7 -	1:19.617			12:04:22.752	14 -	1:19.917		+ 0.300	12:14:49.163				
45	Robert PEARSON						A	Van Diemen RF82					
1 -	1:37.097		+ 16.933	11:56:17.654	9 -	1:20.674		+ 0.510	12:07:17.752				
2 -	1:25.408		+ 5.244	11:57:43.062	10 -	1:20.614		+ 0.450	12:08:38.366				
3 -	1:26.019		+ 5.855	11:59:09.081	11 -	1:20.679		+ 0.515	12:09:59.045				
4 -	1:22.999		+ 2.835	12:00:32.080	12 -	1:21.212		+ 1.048	12:11:20.257				
5 -	1:20.992		+ 0.828	12:01:53.072	13 -	1:22.170		+ 2.006	12:12:42.427				

Weather / Track : Bright / Dry

Snetterton 200
 Circuit Length = 1.9843 miles
 Start: 11:54 End: 12:16

Universal Racing Services Classic Formula Ford 2000 Championship
QUALIFYING - RACE 5 - LAP ANALYSIS

6 -	1:21.858	+ 1.694	12:03:14.930	14 -	1:23.042	+ 2.878	12:14:05.469
7 -	1:21.304	+ 1.140	12:04:36.234	15 -	1:20.164		12:15:25.633
8 -	1:20.844	+ 0.680	12:05:57.078				
46	Paul ALLEN		A	Van Diemen RF81			
1 -	1:28.358	+ 8.126	11:56:24.653	8 -	1:21.501	+ 1.269	12:05:58.807
2 -	1:24.372	+ 4.140	11:57:49.025	9 -	1:21.707	+ 1.475	12:07:20.514
3 -	1:23.107	+ 2.875	11:59:12.132	10 -	1:20.903	+ 0.671	12:08:41.417
4 -	1:21.691	+ 1.459	12:00:33.823	11 -	1:20.232		12:10:01.649
5 -	1:21.144	+ 0.912	12:01:54.967	12 -	1:20.816	+ 0.584	12:11:22.465
6 -	1:21.579	+ 1.347	12:03:16.546	13 -	1:22.649	+ 2.417	12:12:45.114
7 -	1:20.760	+ 0.528	12:04:37.306				
56	Paul BURT		A	Van Diemen RF82			
1 -	1:29.922	+ 10.569	11:56:11.783	8 -	1:20.433	+ 1.080	12:06:54.213
2 -	1:22.077	+ 2.724	11:57:33.860	9 -	1:21.360	+ 2.007	12:08:15.573
3 -	1:20.395	+ 1.042	11:58:54.255	10 -	1:20.663	+ 1.310	12:09:36.236
4 -	1:19.857	+ 0.504	12:00:14.112	11 -	1:19.911	+ 0.558	12:10:56.147
5 -	1:27.558	+ 8.205	12:01:41.670	12 -	1:19.742	+ 0.389	12:12:15.889
6 -	2:28.337 P	+ 1:08.984	12:04:10.007	13 -	1:19.370	+ 0.017	12:13:35.259
7 -	1:23.773	+ 4.420	12:05:33.780	14 -	1:19.353		12:14:54.612
57	Chris LEVY		A	Van Diemen RF83			
1 -	1:32.778	+ 13.285	11:56:11.028	8 -	1:20.647	+ 1.154	12:07:25.556
2 -	1:26.188	+ 6.695	11:57:37.216	9 -	1:20.342	+ 0.849	12:08:45.898
3 -	1:30.449	+ 10.956	11:59:07.665	10 -	1:20.296	+ 0.803	12:10:06.194
4 -	2:47.510 P	+ 1:28.017	12:01:55.175	11 -	1:19.493		12:11:25.687
5 -	1:27.399	+ 7.906	12:03:22.574	12 -	1:22.984	+ 3.491	12:12:48.671
6 -	1:20.387	+ 0.894	12:04:42.961	13 -	1:21.217	+ 1.724	12:14:09.888
7 -	1:21.948	+ 2.455	12:06:04.909	14 -	1:19.746	+ 0.253	12:15:29.634
66	Nigel CORRY		A	Van Diemen RF82			
1 -	1:31.099	+ 13.072	11:56:06.644	9 -	1:18.909	+ 0.882	12:07:47.769
2 -	1:23.732	+ 5.705	11:57:30.376	10 -	1:19.062	+ 1.035	12:09:06.831
3 -	1:21.818	+ 3.791	11:58:52.194	11 -	1:19.713	+ 1.686	12:10:26.544
4 -	1:19.627	+ 1.600	12:00:11.821	12 -	1:18.364	+ 0.337	12:11:44.908
5 -	2:14.322 P	+ 56.295	12:02:26.143	13 -	1:19.765	+ 1.738	12:13:04.673
6 -	1:22.258	+ 4.231	12:03:48.401	14 -	1:18.864	+ 0.837	12:14:23.537
7 -	1:20.948	+ 2.921	12:05:09.349	15 -	1:18.027		12:15:41.564
8 -	1:19.511	+ 1.484	12:06:28.860				
72	Andrew STORER		A	Van Diemen RF82			
1 -	1:27.750	+ 9.240	11:56:15.654	7 -	1:19.908	+ 1.398	12:09:10.836
2 -	1:21.677	+ 3.167	11:57:37.331	8 -	1:21.654	+ 3.144	12:10:32.490
3 -	6:08.273 P	+ 4:49.763	12:03:45.604	9 -	1:18.909	+ 0.399	12:11:51.399
4 -	1:25.947	+ 7.437	12:05:11.551	10 -	1:18.726	+ 0.216	12:13:10.125
5 -	1:20.382	+ 1.872	12:06:31.933	11 -	1:19.282	+ 0.772	12:14:29.407
6 -	1:18.995	+ 0.485	12:07:50.928	12 -	1:18.510		12:15:47.917
75	Colin WRIGHT		B	Reynard SF79			
1 -	1:30.049	+ 11.650	11:56:30.976	9 -	1:20.091	+ 1.692	12:07:27.595
2 -	1:36.693	+ 18.294	11:58:07.669	10 -	1:18.399		12:08:45.994
3 -	1:21.545	+ 3.146	11:59:29.214	11 -	1:18.902	+ 0.503	12:10:04.896
4 -	1:19.995	+ 1.596	12:00:49.209	12 -	1:19.128	+ 0.729	12:11:24.024
5 -	1:19.964	+ 1.565	12:02:09.173	13 -	1:18.449	+ 0.050	12:12:42.473
6 -	1:19.473	+ 1.074	12:03:28.646	14 -	1:21.090	+ 2.691	12:14:03.563
7 -	1:19.153	+ 0.754	12:04:47.799	15 -	1:19.667	+ 1.268	12:15:23.230
8 -	1:19.705	+ 1.306	12:06:07.504				
98	Rodney TOFT		A	Van Diemen RF82			
1 -	1:33.792	+ 11.076	11:56:10.679	9 -	1:23.038	+ 0.322	12:07:32.806
2 -	1:26.413	+ 3.697	11:57:37.092	10 -	1:23.494	+ 0.778	12:08:56.300
3 -	1:25.923	+ 3.207	11:59:03.015	11 -	1:24.031	+ 1.315	12:10:20.331

Weather / Track : Bright / Dry

Snetterton 200
 Circuit Length = 1.9843 miles
 Start: 11:54 End: 12:16

Universal Racing Services Classic Formula Ford 2000 Championship
QUALIFYING - RACE 5 - LAP ANALYSIS


4 -	1:24.711	+ 1.995	12:00:27.726	12 -	1:23.181	+ 0.465	12:11:43.512
5 -	1:24.731	+ 2.015	12:01:52.457	13 -	1:24.437	+ 1.721	12:13:07.949
6 -	1:26.096	+ 3.380	12:03:18.553	14 -	1:23.765	+ 1.049	12:14:31.714
7 -	1:24.010	+ 1.294	12:04:42.563	15 -	1:22.716		12:15:54.430
8 -	1:27.205	+ 4.489	12:06:09.768				

Weather / Track : Bright / Dry

Snetterton 200
Circuit Length = 1.9843 miles
Start: 11:54 End: 12:16

Universal Racing Services Classic Formula Ford 2000 Championship

RACE 5 - GRID - AMENDED

ROW 8	18 Tom POPE + 10 secs	
ROW 7	1:22.716 98 Rodney TOFT	1:20.232 46 Paul ALLEN
ROW 6	1:20.164 45 Robert PEARSON	1:19.617 33 David MERCER
ROW 5	1:19.493 57 Chris LEVY	1:19.427 10 Philip HART
ROW 4	1:19.353 56 Paul BURT	1:18.897 19 scott TEMPLE
ROW 3	1:18.510 72 Andrew STORER	1:18.399 75 Colin WRIGHT
ROW 2	1:18.027 66 Nigel CORRY	1:17.962 26 Peter CHIPPINDALE
ROW 1	1:16.880 1 Ian PEARSON	
Pole		
		

Car 18 - back of grid plus 10 seconds.

Snetterton 200
Circuit Length = 1.9843 miles

These results are provisional until the conclusion of any judicial and technical matters.

Clerk of Course :		Timekeeper :

Dunlop Mini Miglia Challenge

QUALIFYING - RACE 10 - CLASSIFICATION

POS	NO	CL	NAME	ENTRY	TIME	ON	LAPS	GAP	DIFF	MPH
1	20		Endaf OWENS	Mini Welsh Miglia	1:25.409	5	9			83.63
2	2		Colin PEACOCK	Mini Miglia	1:26.097	7	10	0.688	0.688	82.96
3	11		kane ASTIN	MINI Miglia	1:26.136	4	9	0.727	0.039	82.93
4	7		Sarah MUNNS	Mini Miglia	1:26.261	3	8	0.852	0.125	82.81
5	69		Tony LEMAY	Rover mini	1:26.319	7	11	0.910	0.058	82.75
6	53		Niven BURGE	Mini Miglia	1:26.357	10	11	0.948	0.038	82.71
7	8		Mark SIMS	Mini Miglia	1:26.670	8	11	1.261	0.313	82.42
8	1		Paul THOMPSON	Mini Austin	1:26.689	6	7	1.280	0.019	82.40
9	3		Dave DREW	Mini Miglia	1:26.791	7	11	1.382	0.102	82.30
10	55		Michael GREEN	Mini Miglia	1:27.561	7	9	2.152	0.770	81.58
11	10		Robert HOWARD	Mini Miglia	1:27.833	4	6	2.424	0.272	81.32
12	9		Mark COWAN	MINI Miglia	1:27.899	8	8	2.490	0.066	81.26
13	21		Aaron SMITH	Mini Miglia	1:28.510	9	10	3.101	0.611	80.70
14	13		Phil HARVEY	Mini Motley	1:29.152	9	10	3.743	0.642	80.12
15	28		Robert HUMPHREYS	MINI Miglia	1:29.467	8	10	4.058	0.315	79.84
16	23		Rupert DEETH	Mini Miglia	1:29.841	4	4	4.432	0.374	79.51

CAR 23 - TRANSPONDER NOT WORKING - FIX OR YOU WILL BE IGNORED IN THE RACE

Weather / Track : Bright / Dry

These results are provisional until the conclusion of any judicial and technical matters.

Snetterton 200

Circuit Length = 1.9843 miles

Start: 12:22 End: 12:40

Clerk of Course :	Timekeeper :
-------------------	--------------

Dunlop Mini Miglia Challenge

QUALIFYING - RACE 10 - LAP ANALYSIS

1	Paul THOMPSON		Mini Austin				
1 -	1:34.709	+ 8.020	12:24:49.924	5 -	1:27.021	+ 0.332	12:30:39.700
2 -	1:27.877	+ 1.188	12:26:17.801	6 -	1:26.689		12:32:06.389
3 -	1:27.040	+ 0.351	12:27:44.841	7 -	1:30.156	+ 3.467	12:33:36.545
4 -	1:27.838	+ 1.149	12:29:12.679				
2	Colin PEACOCK		Mini Miglia				
1 -	1:50.262	+ 24.165	12:25:28.624	6 -	1:26.945	+ 0.848	12:32:44.033
2 -	1:27.602	+ 1.505	12:26:56.226	7 -	1:26.097		12:34:10.130
3 -	1:27.408	+ 1.311	12:28:23.634	8 -	1:27.104	+ 1.007	12:35:37.234
4 -	1:26.934	+ 0.837	12:29:50.568	9 -	1:27.592	+ 1.495	12:37:04.826
5 -	1:26.520	+ 0.423	12:31:17.088	10 -	1:27.534	+ 1.437	12:38:32.360
3	Dave DREW		Mini Miglia				
1 -	1:35.471	+ 8.680	12:24:38.225	7 -	1:26.791		12:33:25.084
2 -	1:27.629	+ 0.838	12:26:05.854	8 -	1:27.380	+ 0.589	12:34:52.464
3 -	1:27.185	+ 0.394	12:27:33.039	9 -	1:27.744	+ 0.953	12:36:20.208
4 -	1:27.969	+ 1.178	12:29:01.008	10 -	1:27.277	+ 0.486	12:37:47.485
5 -	1:29.045	+ 2.254	12:30:30.053	11 -	1:30.071	+ 3.280	12:39:17.556
6 -	1:28.240	+ 1.449	12:31:58.293				
7	Sarah MUNNS		Mini Miglia				
1 -	1:33.134	+ 6.873	12:24:51.618	5 -	1:27.144	+ 0.883	12:30:45.745
2 -	1:27.213	+ 0.952	12:26:18.831	6 -	1:27.276	+ 1.015	12:32:13.021
3 -	1:26.261		12:27:45.092	7 -	1:26.272	+ 0.011	12:33:39.293
4 -	1:33.509	+ 7.248	12:29:18.601	8 -	1:26.842	+ 0.581	12:35:06.135
8	Mark SIMS		Mini Miglia				
1 -	1:38.364	+ 11.694	12:24:38.058	7 -	1:27.217	+ 0.547	12:33:28.025
2 -	1:27.722	+ 1.052	12:26:05.780	8 -	1:26.670		12:34:54.695
3 -	1:28.473	+ 1.803	12:27:34.253	9 -	1:26.896	+ 0.226	12:36:21.591
4 -	1:26.716	+ 0.046	12:29:00.969	10 -	1:27.586	+ 0.916	12:37:49.177
5 -	1:29.695	+ 3.025	12:30:30.664	11 -	1:27.452	+ 0.782	12:39:16.629
6 -	1:30.144	+ 3.474	12:32:00.808				
9	Mark COWAN		MINI Miglia				
1 -	1:35.045	+ 7.146	12:24:35.149	5 -	1:29.376	+ 1.477	12:30:31.803
2 -	1:29.415	+ 1.516	12:26:04.564	6 -	1:28.664	+ 0.765	12:32:00.467
3 -	1:29.598	+ 1.699	12:27:34.162	7 -	1:40.890	+ 12.991	12:33:41.357
4 -	1:28.265	+ 0.366	12:29:02.427	8 -	1:27.899		12:35:09.256
10	Robert HOWARD		Mini Miglia				
1 -	1:51.458	+ 23.625	12:25:19.904	4 -	1:27.833		12:29:51.417
2 -	1:33.770	+ 5.937	12:26:53.674	5 -	1:30.247	+ 2.414	12:31:21.664
3 -	1:29.910	+ 2.077	12:28:23.584	6 -	5:12.268 P	+ 3:44.435	12:36:33.932
11	kane ASTIN		MINI Miglia				
1 -	1:33.842	+ 7.706	12:24:46.346	6 -	1:26.965	+ 0.829	12:31:59.893
2 -	1:27.015	+ 0.879	12:26:13.361	7 -	1:26.488	+ 0.352	12:33:26.381
3 -	1:26.637	+ 0.501	12:27:39.998	8 -	1:26.489	+ 0.353	12:34:52.870
4 -	1:26.136		12:29:06.134	9 -	1:27.238	+ 1.102	12:36:20.108
5 -	1:26.794	+ 0.658	12:30:32.928				
13	Phil HARVEY		Mini Motley				
1 -	1:45.710	+ 16.558	12:25:19.437	6 -	1:30.663	+ 1.511	12:32:54.810
2 -	1:32.353	+ 3.201	12:26:51.790	7 -	1:29.790	+ 0.638	12:34:24.600
3 -	1:31.743	+ 2.591	12:28:23.533	8 -	1:29.926	+ 0.774	12:35:54.526
4 -	1:30.969	+ 1.817	12:29:54.502	9 -	1:29.152		12:37:23.678
5 -	1:29.645	+ 0.493	12:31:24.147	10 -	1:30.546	+ 1.394	12:38:54.224

CAR 23 - TRANSPONDER NOT WORKING - FIX OR YOU WILL BE IGNORED IN THE RACE

Weather / Track : Bright / Dry

Snetterton 200
Circuit Length = 1.9843 miles
Start: 12:22 End: 12:40

Dunlop Mini Miglia Challenge

QUALIFYING - RACE 10 - LAP ANALYSIS

20	Endaf OWENS			Mini Welsh Miglia			
1 -	1:35.262	+ 9.853	12:24:44.677	6 -	1:36.686	+ 11.277	12:32:11.880
2 -	1:26.170	+ 0.761	12:26:10.847	7 -	1:29.079	+ 3.670	12:33:40.959
3 -	1:25.612	+ 0.203	12:27:36.459	8 -	1:25.780	+ 0.371	12:35:06.739
4 -	1:33.326	+ 7.917	12:29:09.785	9 -	2:27.797 P	+ 1:02.388	12:37:34.536
5 -	1:25.409		12:30:35.194				
21	Aaron SMITH			Mini Miglia			
1 -	1:37.273	+ 8.763	12:25:00.903	6 -	1:30.197	+ 1.687	12:32:39.691
2 -	1:31.095	+ 2.585	12:26:31.998	7 -	1:29.759	+ 1.249	12:34:09.450
3 -	1:31.869	+ 3.359	12:28:03.867	8 -	1:29.045	+ 0.535	12:35:38.495
4 -	1:31.823	+ 3.313	12:29:35.690	9 -	1:28.510		12:37:07.005
5 -	1:33.804	+ 5.294	12:31:09.494	10 -	1:30.756	+ 2.246	12:38:37.761
23	Rupert DEETH			Mini Miglia			
1 -	1:30.943	+ 1.102	12:26:30.922	3 -	1:30.281	+ 0.440	12:29:32.999
2 -	1:31.796	+ 1.955	12:28:02.718	4 -	1:29.841		12:31:02.840
28	Robert HUMPHREYS			MINI Miglia			
1 -	1:37.413	+ 7.946	12:25:02.100	6 -	1:29.890	+ 0.423	12:32:33.156
2 -	1:30.009	+ 0.542	12:26:32.109	7 -	1:29.613	+ 0.146	12:34:02.769
3 -	1:29.968	+ 0.501	12:28:02.077	8 -	1:29.467		12:35:32.236
4 -	1:30.427	+ 0.960	12:29:32.504	9 -	1:34.821	+ 5.354	12:37:07.057
5 -	1:30.762	+ 1.295	12:31:03.266	10 -	1:32.065	+ 2.598	12:38:39.122
53	Niven BURGE			Mini Miglia			
1 -	1:34.023	+ 7.666	12:24:38.803	7 -	1:27.596	+ 1.239	12:33:25.812
2 -	1:27.730	+ 1.373	12:26:06.533	8 -	1:26.598	+ 0.241	12:34:52.410
3 -	1:28.114	+ 1.757	12:27:34.647	9 -	1:30.879	+ 4.522	12:36:23.289
4 -	1:27.750	+ 1.393	12:29:02.397	10 -	1:26.357		12:37:49.646
5 -	1:28.083	+ 1.726	12:30:30.480	11 -	1:27.659	+ 1.302	12:39:17.305
6 -	1:27.736	+ 1.379	12:31:58.216				
55	Michael GREEN			Mini Miglia			
1 -	1:47.185	+ 19.624	12:25:04.502	6 -	1:47.400	+ 19.839	12:32:50.987
2 -	1:33.783	+ 6.222	12:26:38.285	7 -	1:27.561		12:34:18.548
3 -	1:28.949	+ 1.388	12:28:07.234	8 -	1:28.500	+ 0.939	12:35:47.048
4 -	1:28.204	+ 0.643	12:29:35.438	9 -	1:29.739	+ 2.178	12:37:16.787
5 -	1:28.149	+ 0.588	12:31:03.587				
69	Tony LEMAY			Rover mini			
1 -	1:41.244	+ 14.925	12:24:43.155	7 -	1:26.319		12:33:27.340
2 -	1:30.507	+ 4.188	12:26:13.662	8 -	1:26.652	+ 0.333	12:34:53.992
3 -	1:27.201	+ 0.882	12:27:40.863	9 -	1:27.079	+ 0.760	12:36:21.071
4 -	1:26.418	+ 0.099	12:29:07.281	10 -	1:27.362	+ 1.043	12:37:48.433
5 -	1:27.196	+ 0.877	12:30:34.477	11 -	1:27.577	+ 1.258	12:39:16.010
6 -	1:26.544	+ 0.225	12:32:01.021				


CAR 23 - TRANSPONDER NOT WORKING - FIX OR YOU WILL BE IGNORED IN THE RACE

Weather / Track : Bright / Dry

Snetterton 200
Circuit Length = 1.9843 miles
Start: 12:22 End: 12:40

Dunlop Mini Miglia Challenge

RACE 10 - GRID

ROW 8	1:29.467 28 Robert HUMPHREYS	1:29.841 23 Rupert DEETH
ROW 7	1:28.510 21 Aaron SMITH	1:29.152 13 Phil HARVEY
ROW 6	1:27.833 10 Robert HOWARD	1:27.899 9 Mark COWAN
ROW 5	1:26.791 3 Dave DREW	1:27.561 55 Michael GREEN
ROW 4	1:26.670 8 Mark SIMS	1:26.689 1 Paul THOMPSON
ROW 3	1:26.319 69 Tony LEMAY	1:26.357 53 Niven BURGE
ROW 2	1:26.136 11 kane ASTIN	1:26.261 7 Sarah MUNNS
ROW 1	1:25.409 20 Endaf OWENS	1:26.097 2 Colin PEACOCK
Pole		
		


Snetterton 200
Circuit Length = 1.9843 miles

These results are provisional until the conclusion of any judicial and technical matters.

Clerk of Course :		Timekeeper :
-------------------	--	--------------

Dunlop Mini Miglia Challenge

RACE 16 - GRID

ROW 8	1:29.910 10 Robert HOWARD	1:30.281 23 Rupert DEETH
ROW 7	1:29.613 28 Robert HUMPHREYS	1:29.645 13 Phil HARVEY
ROW 6	1:28.265 9 Mark COWAN	1:29.045 21 Aaron SMITH
ROW 5	1:27.185 3 Dave DREW	1:28.149 55 Michael GREEN
ROW 4	1:26.716 8 Mark SIMS	1:27.021 1 Paul THOMPSON
ROW 3	1:26.520 2 Colin PEACOCK	1:26.598 53 Niven BURGE
ROW 2	1:26.418 69 Tony LEMAY	1:26.488 11 kane ASTIN
ROW 1	1:25.612 20 Endaf OWENS	1:26.272 7 Sarah MUNNS
Pole		
		

Snetterton 200
Circuit Length = 1.9843 miles

These results are provisional until the conclusion of any judicial and technical matters.

Clerk of Course :		Timekeeper :

Bernard Baxter Engineering Classic Formula Ford Championship

RACE 1 - CLASSIFICATION

POS	NO	CL	NAME	ENTRY	LAPS	TIME	GAP	DIFF	MPH	BEST	ON
1	13	A	Stuart KESTENBAUM	Van Diemen RF79	11	15:20.657			85.34	1:22.552	6
2	14	A	Steve BELL	Royale RP29	11	15:28.530	7.873	7.873	84.62	1:22.653	7
3	34	A	Colin WILLIAMS	PRS RW01	11	15:33.632	12.975	5.102	84.16	1:23.589	7
4	49	B	Andrew SMITH	Van Diemen FA73	11	15:34.061	13.404	0.429	84.12	1:23.666	10
5	26	A	Andy POWELL	Royale RP26	11	15:38.460	17.803	4.399	83.73	1:23.523	7
6	27	A	Steve PEARCE	Van Diemen RF78	11	15:39.933	19.276	1.473	83.59	1:23.930	6
7	69	B	Dave LOWE	Lotus 69	11	16:03.404	42.747	23.471	81.56	1:25.469	3
8	79	A	Liam MCSHANE	Crossle 45F	11	16:06.452	45.795	3.048	81.30	1:24.772	8
9	18	A	Paul HUBBARD	Crossle M25F	11	16:16.478	55.821	10.026	80.47	1:26.346	10
10	28	A	Alan FINCHAM	Van Diemen RF80	11	16:16.632	55.975	0.154	80.45	1:25.410	2
11	22	A	Michael WHITEHEAD	Van Diemen RF78	11	16:46.377	1:25.720	29.745	78.07	1:29.871	9
12	88	B	Jonathan GREENWOOD	Dulon MP15	10	16:02.910	1 lap	1 lap	74.18	1:33.895	6
NOT CLASSIFIED											
DNF	32	A	David MALPAS	Van Diemen RF78	9	13:05.426	2 laps	1 lap	81.85	1:24.947	3
DNF	11	B	Michael SAUNDERS	Hawke DL11	8	12:42.806	3 laps	1 lap	74.91	1:33.372	3
DNF	7	B	Ian JEARY	Dulon MP15	0						
FASTEST LAP											
13	A	Stuart KESTENBAUM	Van Diemen RF79	6	1:22.552	86.53 mph	139.26 kph				
49	B	Andrew SMITH	Van Diemen FA73	10	1:23.666	85.38 mph	137.40 kph				

Weather / Track : Bright / Dry
 These results are provisional until the conclusion of any judicial and technical matters.

Snetterton 200
 Circuit Length = 1.9843 miles
 Start: 13:48 End: 14:05

Clerk of Course :	Timekeeper :
-------------------	--------------

Bernard Baxter Engineering Classic Formula Ford Championship

RACE 1 - LAP CHART

Lap 1			Lap 2			Lap 3			Lap 4			Lap 5		
No	Behind	Laptime	No	Behind	Laptime	No	Behind	Laptime	No	Behind	Laptime	No	Behind	Laptime
13		1:28.152	13		1:22.922	13		1:23.426	13		1:23.240	13		1:22.914
34	2.373	1:30.525	34	4.123	1:24.672	34	5.266	1:24.569	34	6.494	1:24.468	34	7.870	1:24.290
49	2.539	1:30.691	49	4.177	1:24.560	14	5.387	1:24.147	14	6.539	1:24.392	14	7.926	1:24.301
26	2.886	1:31.038	14	4.666	1:24.028	49	5.421	1:24.670	26	7.172	1:24.602	49	8.347	1:23.825
14	3.560	1:31.712	26	5.261	1:25.297	26	5.810	1:23.975	49	7.436	1:25.255	27	11.521	1:24.914
27	5.171	1:33.323	27	7.311	1:25.062	27	8.520	1:24.635	27	9.521	1:24.241	26	12.763	1:28.505
32	5.604	1:33.756	32	8.200	1:25.518	32	9.721	1:24.947	32	12.040	1:25.559	32	14.828	1:25.702
69	7.094	1:35.246	69	10.093	1:25.921	69	12.136	1:25.469	69	14.719	1:25.823	69	18.449	1:26.644
79	10.970	1:39.122	79	17.163	1:29.115	79	21.458	1:27.721	79	25.343	1:27.125	79	29.024	1:26.595
18	11.424	1:39.576	18	17.752	1:29.250	18	22.274	1:27.948	18	25.674	1:26.640	18	29.553	1:26.793
22	12.203	1:40.355	22	19.473	1:30.192	28	25.342	1:26.412	28	27.856	1:25.754	28	30.635	1:25.693
11	13.814	1:41.966	28	22.356	1:25.410	22	27.167	1:31.120	22	34.238	1:30.311	22	41.227	1:29.903
88	18.111	1:46.263	11	24.892	1:34.000	11	34.838	1:33.372	11	46.294	1:34.696	11	57.644	1:34.264
28	19.868	1:48.020	88	29.829	1:34.640	88	42.851	1:36.448	88	54.106	1:34.495	88	1:05.546	1:34.354

Weather / Track : Bright / Dry

Snetterton 200
 Circuit Length = 1.9843 miles
 Start: 13:48 End: 14:05

Bernard Baxter Engineering Classic Formula Ford Championship

RACE 1 - LAP CHART

Lap 6			Lap 7			Lap 8			Lap 9			Lap 10		
No	Behind	Laptime	No	Behind	Laptime	No	Behind	Laptime	No	Behind	Laptime	No	Behind	Laptime
13		1:22.552	13		1:23.516	13		1:23.215	13		1:23.420	13		1:23.029
14	8.738	1:23.364	14	7.875	1:22.653	88	1 LAP	1:35.585	14	7.749	1:23.537	14	7.443	1:22.723
34	9.610	1:24.292	34	9.683	1:23.589	14	7.632	1:22.972	11	1 LAP	1:36.943	34	13.475	1:23.664
49	9.626	1:23.831	49	9.791	1:23.681	34	11.313	1:24.845	34	12.840	1:24.947	49	13.506	1:23.666
27	12.899	1:23.930	27	13.718	1:24.335	49	11.445	1:24.869	49	12.869	1:24.844	26	17.929	1:24.306
26	13.836	1:23.625	26	13.843	1:23.523	26	14.624	1:23.996	26	16.652	1:25.448	27	18.904	1:24.142
32	18.352	1:26.076	32	21.412	1:26.576	27	15.578	1:25.075	27	17.791	1:25.633	88	1 LAP	1:35.516
69	22.669	1:26.772	69	25.937	1:26.784	32	25.855	1:27.658	88	1 LAP	1:37.050	69	41.101	1:29.319
79	33.256	1:26.784	79	36.346	1:26.606	69	30.063	1:27.341	32	32.069	1:29.634	79	43.994	1:27.092
18	33.441	1:26.440	28	36.515	1:26.478	79	37.903	1:24.772	69	34.811	1:28.168	28	52.645	1:25.544
28	33.553	1:25.470	18	39.445	1:29.520	18	43.001	1:26.771	79	39.931	1:25.448	18	53.042	1:26.346
22	48.582	1:29.907	22	57.624	1:32.558	28	47.941	1:34.641	18	49.725	1:30.144	22	1:19.893	1:30.329
11	1:08.628	1:33.536	11	1:19.141	1:34.029	22	1:06.142	1:31.733	28	50.130	1:25.609			
88	1:16.889	1:33.895							22	1:12.593	1:29.871			

Weather / Track : Bright / Dry

Snetterton 200
 Circuit Length = 1.9843 miles
 Start: 13:48 End: 14:05

Bernard Baxter Engineering Classic Formula Ford Championship

RACE 1 - LAP CHART


Lap 11		
No	Behind	Laptime
13		1:24.271
14	7.873	1:24.701
34	12.975	1:23.771
49	13.404	1:24.169
26	17.803	1:24.145
27	19.276	1:24.643
88	1 LAP	1:34.664
69	42.747	1:25.917
79	45.795	1:26.072
18	55.821	1:27.050
28	55.975	1:27.601
22	1:25.720	1:30.098

Weather / Track : Bright / Dry

Snetterton 200
Circuit Length = 1.9843 miles
Start: 13:48 End: 14:05

Bernard Baxter Engineering Classic Formula Ford Championship

RACE 6 - GRID

ROW 8	1:33.822 88 Jonathan GREENWOOD	1:32.123 11 Michael SAUNDERS
ROW 7	1:30.764 22 Michael WHITEHEAD	1:29.920 7 Ian JEARY
ROW 6	1:28.514 18 Paul HUBBARD	1:27.445 14 Steve BELL
ROW 5	1:27.062 79 Liam MCSHANE	1:27.028 32 David MALPAS
ROW 4	1:26.435 69 Dave LOWE	1:25.928 28 Alan FINCHAM
ROW 3	1:25.404 27 Steve PEARCE	1:24.567 34 Colin WILLIAMS
ROW 2	1:24.119 26 Andy POWELL	1:23.555 49 Andrew SMITH
ROW 1	1:23.207 13 Stuart KESTENBAUM	
Pole		
		

Snetterton 200
Circuit Length = 1.9843 miles

These results are provisional until the conclusion of any judicial and technical matters.

Clerk of Course :		Timekeeper :
-------------------	--	--------------

Dunlop Production Touring Car Trophy

RACE 2 - CLASSIFICATION

POS	NO	CL	NAME	ENTRY	LAPS	TIME	GAP	DIFF	MPH	BEST	ON
1	1	A	Adrian CHURCHILL	Vauxhall Astra VXR	15	20:44.344			86.11	1:21.870	2
2	8	A	Kevin GEORGE	Astra 2000 Turbo	15	20:51.339	6.995	6.995	85.62	1:22.217	4
3	4	A	Liam MCMILLIAN	Seat Leon	15	20:52.621	8.277	1.282	85.54	1:22.296	10
4	6	A	Josh COOK	Renault Megane	15	20:58.132	13.788	5.511	85.16	1:22.584	9
5	7	A	Ryan BENSLEY	Vauxhall Astra VXR	15	21:00.753	16.409	2.621	84.99	1:22.748	2
6	5	A	Gary DUCKMAN	Seat Leon	15	21:08.449	24.105	7.696	84.47	1:23.168	10
7	10	A	Maurice HAYDEN	Renault Megane	15	21:08.833	24.489	0.384	84.44	1:23.096	4
8	2	A	Thomas CARNABY	Vauxhall Astra VXR	15	21:25.256	40.912	16.423	83.36	1:23.711	2
9	28	A	Steve JOHNSON	Vauxhall Astra	15	21:34.731	50.387	9.475	82.75	1:24.588	10

NOT CLASSIFIED

<i>DNF</i>	9	A	Dan MALONE	Seat Leon Cupra	12	17:00.428	3 laps	3 laps	84.00	1:23.291	10
<i>DNF</i>	3	A	Rob SMITH	BMW 330D E90	11	15:54.139	4 laps	1 lap	82.35	1:23.600	2
<i>DNF</i>	15	A	Joseph GIRLING	Vauxhall Astra	0						

FASTEST LAP

1	A	Adrian CHURCHILL	Vauxhall Astra VXR	2	1:21.870	87.25 mph	140.42 kph
---	---	-------------------------	--------------------	---	----------	-----------	------------

Weather / Track : Bright / Dry

These results are provisional until the conclusion of any judicial and technical matters.

Snetterton 200

Circuit Length = 1.9843 miles

Start: 14:19 End: 14:40

Clerk of Course :

Timekeeper :

Dunlop Production Touring Car Trophy

RACE 2 - LAP CHART

Lap 1			Lap 2			Lap 3			Lap 4			Lap 5		
No	Behind	Laptime	No	Behind	Laptime	No	Behind	Laptime	No	Behind	Laptime	No	Behind	Laptime
1		1:29.210	1		1:21.870	1		1:22.234	1		1:22.321	1		1:22.324
8	1.065	1:30.275	8	1.562	1:22.367	8	2.313	1:22.985	8	2.209	1:22.217	8	2.983	1:23.098
7	2.129	1:31.339	7	3.007	1:22.748	7	5.147	1:24.374	7	6.349	1:23.523	4	7.257	1:23.153
4	2.481	1:31.691	4	3.149	1:22.538	4	5.499	1:24.584	4	6.428	1:23.250	6	9.504	1:24.762
6	3.387	1:32.597	6	4.745	1:23.228	6	6.197	1:23.686	6	7.066	1:23.190	7	9.737	1:25.712
10	4.045	1:33.255	10	5.858	1:23.683	10	7.070	1:23.446	10	7.845	1:23.096	10	9.740	1:24.219
2	4.331	1:33.541	2	6.172	1:23.711	2	7.904	1:23.966	5	10.696	1:24.506	5	12.071	1:23.699
3	4.725	1:33.935	3	6.455	1:23.600	5	8.511	1:23.998	2	10.704	1:25.121	2	13.833	1:25.453
5	4.769	1:33.979	5	6.747	1:23.848	3	9.259	1:25.038	3	11.428	1:24.490	9	16.304	1:23.985
28	6.945	1:36.155	9	11.132	1:25.919	9	12.875	1:23.977	9	14.643	1:24.089	3	20.435	1:31.331
9	7.083	1:36.293	28	12.423	1:27.348	28	15.273	1:25.084	28	18.659	1:25.707	28	21.685	1:25.350

Weather / Track : Bright / Dry

Snetterton 200
 Circuit Length = 1.9843 miles
 Start: 14:19 End: 14:40

Dunlop Production Touring Car Trophy

RACE 2 - LAP CHART

Lap 6			Lap 7			Lap 8			Lap 9			Lap 10		
No	Behind	Laptime	No	Behind	Laptime	No	Behind	Laptime	No	Behind	Laptime	No	Behind	Laptime
1		1:22.365	1		1:22.346	1		1:22.181	1		1:22.182	1		1:21.946
8	3.175	1:22.557	8	3.169	1:22.340	8	3.386	1:22.398	8	3.793	1:22.589	8	4.756	1:22.909
4	7.462	1:22.570	4	7.586	1:22.470	4	7.730	1:22.325	4	8.061	1:22.513	4	8.411	1:22.296
6	10.518	1:23.379	6	11.140	1:22.968	6	11.731	1:22.772	6	12.133	1:22.584	6	13.443	1:23.256
7	11.218	1:23.846	7	11.895	1:23.023	7	12.558	1:22.844	7	13.316	1:22.940	7	14.538	1:23.168
10	12.244	1:24.869	10	13.214	1:23.316	10	14.697	1:23.664	5	18.054	1:24.431	5	19.276	1:23.168
5	13.451	1:23.745	5	14.340	1:23.235	5	15.805	1:23.646	10	18.626	1:26.111	10	20.911	1:24.231
2	15.379	1:23.911	2	17.357	1:24.324	2	19.668	1:24.492	2	21.572	1:24.086	9	23.778	1:23.291
9	17.985	1:24.046	9	19.474	1:23.835	9	21.272	1:23.979	9	22.433	1:23.343	2	24.209	1:24.583
3	23.191	1:25.121	3	26.314	1:25.469	28	30.301	1:25.458	28	35.160	1:27.041	28	37.802	1:24.588
28	24.270	1:24.950	28	27.024	1:25.100	3	30.821	1:26.688	3	35.743	1:27.104	3	39.450	1:25.653

Weather / Track : Bright / Dry

Snetterton 200
 Circuit Length = 1.9843 miles
 Start: 14:19 End: 14:40

Dunlop Production Touring Car Trophy

RACE 2 - LAP CHART


Lap 11			Lap 12			Lap 13			Lap 14			Lap 15		
No	Behind	Laptime	No	Behind	Laptime	No	Behind	Laptime	No	Behind	Laptime	No	Behind	Laptime
1		1:22.483	1		1:22.887	1		1:22.724	1		1:22.778	1		1:24.493
8	4.745	1:22.472	8	4.133	1:22.275	8	4.944	1:23.535	8	7.163	1:24.997	8	6.995	1:24.325
4	8.239	1:22.311	4	9.073	1:23.721	4	9.658	1:23.309	4	9.773	1:22.893	4	8.277	1:22.997
6	13.659	1:22.699	6	13.550	1:22.778	6	13.721	1:22.895	6	14.295	1:23.352	6	13.788	1:23.986
7	15.241	1:23.186	7	15.467	1:23.113	7	15.761	1:23.018	7	16.650	1:23.667	7	16.409	1:24.252
5	20.324	1:23.531	5	20.950	1:23.513	5	21.479	1:23.253	5	24.435	1:25.734	5	24.105	1:24.163
10	22.492	1:24.064	10	23.334	1:23.729	10	24.246	1:23.636	10	25.222	1:23.754	10	24.489	1:23.760
9	24.712	1:23.417	9	26.079	1:24.254	2	31.717	1:25.494	2	35.181	1:26.242	2	40.912	1:30.224
2	26.668	1:24.942	2	28.947	1:25.166	28	46.541	1:26.250	28	49.117	1:25.354	28	50.387	1:25.763
28	40.645	1:25.326	28	43.015	1:25.257									
3	42.677	1:25.710												

Weather / Track : Bright / Dry

Snetterton 200
 Circuit Length = 1.9843 miles
 Start: 14:19 End: 14:40

Dunlop Production Touring Car Trophy

RACE 11 - GRID

ROW 6	3 Rob SMITH	15 Joseph GIRLING
ROW 5	28 Steve JOHNSON	9 Dan MALONE
ROW 4	10 Maurice HAYDEN	2 Thomas CARNABY
ROW 3	7 Ryan BENSLEY	5 Gary DUCKMAN
ROW 2	4 Liam MCMILLIAN	6 Josh COOK
ROW 1	1 Adrian CHURCHILL	8 Kevin GEORGE
Pole		
		

Snetterton 200
Circuit Length = 1.9843 miles

These results are provisional until the conclusion of any judicial and technical matters.

Clerk of Course :		Timekeeper :
-------------------	--	--------------

Intersteps Championship

RACE 3 - CLASSIFICATION

POS	NO	CL	NAME	NAT	ENTRY	LAPS	TIME	GAP	DIFF	MPH	BEST	ON
1	10		Alex WALKER	GBR	Mygale FB08	14	20:18.338			82.08	1:14.216	9
2	12		Ed JONES	UAE	Mygale FB08	14	20:18.748	0.410	0.410	82.05	1:14.351	9
3	11		Jake DENNIS	GBR	Mygale FB08	14	20:19.121	0.783	0.373	82.03	1:14.304	14
4	54		James PEACE	GBR	Mygale FB08	14	20:22.643	4.305	3.522	81.79	1:14.389	7
5	3		Ash ROBINSON	GBR	Mygale FB08	14	20:23.839	5.501	1.196	81.71	1:14.863	7
6	1		Patryk SZCZERBINSKI	POL	Mygale FB08	14	20:23.999	5.661	0.160	81.70	1:15.404	8
7	2		James NUTBROWN	GBR	Mygale FB08	14	20:25.301	6.963	1.302	81.61	1:15.198	5
8	16		Sarah MOORE	GBR	Mygale FB08	14	20:25.792	7.454	0.491	81.58	1:15.940	7
NOT CLASSIFIED												
DNF	17		Jake JACKSON	GBR	Mygale FB08	7	9:09.839	7 laps	7 laps	90.94	1:16.225	7
FASTEST LAP												
	10		Alex WALKER	GBR	Mygale FB08	9	1:14.216			96.25 mph	154.90 kph	

Weather / Track : Cloudy / Dry

These results are provisional until the conclusion of any judicial and technical matters.

Snetterton 200

Circuit Length = 1.9843 miles

Start: 14:56 End: 15:17

Clerk of Course :		Timekeeper :
-------------------	--	--------------

Intersteps Championship
RACE 3 - LAP CHART

Lap 1			Lap 2			Lap 3			Lap 4			Lap 5		
No	Behind	Laptime	No	Behind	Laptime	No	Behind	Laptime	No	Behind	Laptime	No	Behind	Laptime
12		1:22.074	10		1:16.239	10		1:15.364	10		1:14.963	10		1:14.963
10	0.128	1:22.202	12	0.488	1:16.855	12	0.448	1:15.324	12	0.362	1:14.877	12	0.186	1:14.787
54	1.124	1:23.198	54	0.740	1:15.983	54	1.095	1:15.719	54	1.377	1:15.245	11	1.353	1:14.717
11	1.860	1:23.934	11	1.428	1:15.935	11	1.407	1:15.343	11	1.599	1:15.155	54	1.741	1:15.327
1	2.166	1:24.240	1	2.166	1:16.367	1	2.888	1:16.086	1	3.787	1:15.862	1	4.529	1:15.705
3	3.398	1:25.472	3	4.710	1:17.679	3	5.313	1:15.967	3	5.871	1:15.521	3	6.176	1:15.268
2	3.946	1:26.020	2	5.196	1:17.617	2	6.071	1:16.239	2	6.514	1:15.406	2	6.749	1:15.198
16	4.848	1:26.922	16	6.410	1:17.929	16	8.355	1:17.309	16	10.097	1:16.705	16	12.315	1:17.181
17	6.261	1:28.335	17	7.516	1:17.622	17	9.350	1:17.198	17	11.292	1:16.905	17	13.099	1:16.770

Weather / Track : Cloudy / Dry

Snetterton 200
 Circuit Length = 1.9843 miles
 Start: 14:56 End: 15:17

Intersteps Championship
RACE 3 - LAP CHART

Lap 6			Lap 7			Lap 8			Lap 9			Lap 10		
No	Behind	Laptime	No	Behind	Laptime	No	Behind	Laptime	No	Behind	Laptime	No	Behind	Laptime
10		1:14.719	10		1:14.632	10		1:14.357	10		1:14.216	10		1:48.613
12	0.309	1:14.842	12	0.530	1:14.853	12	0.622	1:14.449	12	0.757	1:14.351	12	0.714	1:48.570
11	0.984	1:14.350	11	0.789	1:14.437	11	0.764	1:14.332	11	1.083	1:14.535	11	1.078	1:48.608
54	1.642	1:14.620	54	1.399	1:14.389	54	1.449	1:14.407	54	2.476	1:15.243	54	1.710	1:47.847
1	5.571	1:15.761	1	6.482	1:15.543	1	7.529	1:15.404	1	9.355	1:16.042	1	2.023	1:41.281
3	6.576	1:15.119	3	6.807	1:14.863	3	7.619	1:15.169	3	10.170	1:16.767	3	2.756	1:41.199
2	7.468	1:15.438	2	8.095	1:15.259	2	9.518	1:15.780	2	10.598	1:15.296	2	4.057	1:42.072
16	14.266	1:16.670	16	15.574	1:15.940	16	17.305	1:16.088	16	20.200	1:17.111	16	4.582	1:32.995
17	15.164	1:16.784	17	16.757	1:16.225									

Weather / Track : Cloudy / Dry

Snetterton 200
 Circuit Length = 1.9843 miles
 Start: 14:56 End: 15:17

Intersteps Championship
RACE 3 - LAP CHART

Lap 11			Lap 12			Lap 13			Lap 14		
No	Behind	Laptime	No	Behind	Laptime	No	Behind	Laptime	No	Behind	Laptime
10		1:58.002	10		1:57.639	10		1:57.447	10		1:14.982
12	0.751	1:58.039	12	0.498	1:57.386	12	0.680	1:57.629	12	0.410	1:14.712
11	1.176	1:58.100	11	1.069	1:57.532	11	1.461	1:57.839	11	0.783	1:14.304
54	2.039	1:58.331	54	1.891	1:57.491	54	3.519	1:59.075	54	4.305	1:15.768
1	2.494	1:58.473	1	2.483	1:57.628	1	3.610	1:58.574	3	5.501	1:16.711
3	3.076	1:58.322	3	3.333	1:57.896	3	3.772	1:57.886	1	5.661	1:17.033
2	3.897	1:57.842	2	4.196	1:57.938	2	4.545	1:57.796	2	6.963	1:17.400
16	4.713	1:58.133	16	4.987	1:57.913	16	5.168	1:57.628	16	7.454	1:17.268

Weather / Track : Cloudy / Dry

Snetterton 200
 Circuit Length = 1.9843 miles
 Start: 14:56 End: 15:17

Lackford Engineering Austin Healey Club Championship

RACE 4 - CLASSIFICATION

POS	NO	CL	NAME	ENTRY	LAPS	TIME	GAP	DIFF	MPH	BEST	ON
1	1	B	David SMITHIES	Austin Healey 3000	14	20:42.772			80.47	1:26.920	4
2	17	B	David GRACE	Austin Healey 3000 Mk1	14	20:56.948	14.176	14.176	79.56	1:28.306	12
3	98	B	Paul CAMPFIELD	Austin Healey 3000	14	21:07.100	24.328	10.152	78.92	1:28.350	5
4	12	E	Drew CAMERON	Austin Healey Frogeye Sprite	14	21:11.255	28.483	4.155	78.66	1:29.928	12
5	57	E	Robin LACKFORD	Austin Healey Frogeye Sprite	14	21:14.164	31.392	2.909	78.48	1:29.314	14
6	9	E	Patrick HARRIS	Austin Healey Sprite	14	22:07.157	1:24.385	52.993	75.35	1:32.300	6
7	64	B	Adrian BALL	Austin Healey 3	14	22:07.494	1:24.722	0.337	75.33	1:32.261	14
8	89	A	Mark PANGBORN	Austin Healey 100M	13	20:55.512	1 lap	1 lap	73.96	1:34.805	7
NOT CLASSIFIED											
DNF	27	D	Neil CAMERON	Austin Healey Arkley Sprite	10	15:51.051	4 laps	3 laps	75.11	1:31.719	6
DNF	22	D	David JENKINS	Austin Healey Frogeye Sprite	10	19:23.069	4 laps	3:32.018	61.41	1:47.859	3
DNF	26	D	Brian BEDFORD	Austin Healey SPRITE	7	11:01.764	7 laps	3 laps	75.56	1:32.017	2
DNF	14	D	Jim PRIOR	Austin Healey Sprite	4	7:01.714	10 laps	3 laps	67.75	1:42.771	3
FASTEST LAP											
1	B	David SMITHIES	Austin Healey 3000	4	1:26.920			82.18 mph		132.26 kph	
57	E	Robin LACKFORD	Austin Healey Frogeye Sprite	14	1:29.314			79.98 mph		128.71 kph	
27	D	Neil CAMERON	Austin Healey Arkley Sprite	6	1:31.719			77.88 mph		125.34 kph	
89	A	Mark PANGBORN	Austin Healey 100M	7	1:34.805			75.34 mph		121.26 kph	

Weather / Track : Cloudy / Dry

These results are provisional until the conclusion of any judicial and technical matters.

Snetterton 200

Circuit Length = 1.9843 miles

Start: 15:29 End: 15:51

Clerk of Course :		Timekeeper :
-------------------	--	--------------

Lackford Engineering Austin Healey Club Championship

RACE 4 - LAP CHART

Lap 1			Lap 2			Lap 3			Lap 4			Lap 5		
No	Behind	Laptime	No	Behind	Laptime	No	Behind	Laptime	No	Behind	Laptime	No	Behind	Laptime
12		1:37.888	1		1:28.607	1		1:27.098	1		1:26.920	1		1:27.614
57	0.664	1:38.552	12	0.325	1:30.023	12	3.500	1:30.273	17	5.648	1:28.584	17	7.612	1:29.578
98	1.017	1:38.905	98	1.276	1:29.957	17	3.984	1:29.260	12	7.062	1:30.482	12	9.951	1:30.503
1	1.091	1:38.979	17	1.822	1:29.395	98	5.384	1:31.206	98	9.235	1:30.771	98	9.971	1:28.350
17	2.125	1:40.013	57	4.005	1:33.039	57	8.289	1:31.382	57	12.554	1:31.185	57	15.159	1:30.219
9	4.276	1:42.164	9	7.240	1:32.662	9	12.867	1:32.725	9	18.371	1:32.424	9	23.556	1:32.799
26	5.274	1:43.162	26	7.593	1:32.017	26	13.495	1:33.000	26	19.176	1:32.601	26	24.431	1:32.869
27	6.600	1:44.488	89	12.487	1:34.855	27	18.524	1:32.967	27	24.837	1:33.233	27	29.399	1:32.176
89	7.330	1:45.218	27	12.655	1:35.753	64	21.632	1:36.057	64	28.280	1:33.568	64	33.794	1:33.128
64	8.576	1:46.464	64	12.673	1:33.795	89	26.728	1:41.339	89	36.599	1:36.791	89	44.448	1:35.463
22	14.466	1:52.354	14	28.162	1:43.283	14	43.835	1:42.771	14	1:00.110	1:43.195			
14	14.577	1:52.465	22	38.967	1:54.199	22	59.728	1:47.859	22	1:22.836	1:50.028			

Weather / Track : Cloudy / Dry

Snetterton 200
 Circuit Length = 1.9843 miles
 Start: 15:29 End: 15:51

Lackford Engineering Austin Healey Club Championship

RACE 4 - LAP CHART

Lap 6			Lap 7			Lap 8			Lap 9			Lap 10		
No	Behind	Laptime	No	Behind	Laptime	No	Behind	Laptime	No	Behind	Laptime	No	Behind	Laptime
1		1:28.460	1		1:28.319	1		1:27.693	1		1:27.583	1		1:28.012
17	8.468	1:29.316	17	8.857	1:28.708	17	9.765	1:28.601	17	10.837	1:28.655	17	11.647	1:28.822
98	10.881	1:29.370	98	10.962	1:28.400	98	12.639	1:29.370	98	14.889	1:29.833	98	16.154	1:29.277
12	11.995	1:30.504	12	13.749	1:30.073	12	16.500	1:30.444	12	18.974	1:30.057	12	21.254	1:30.292
57	18.054	1:31.355	57	20.073	1:30.338	57	22.573	1:30.193	57	24.990	1:30.000	22	2 LAPS	2:02.161
22	1 LAP	1:55.480	9	32.710	1:33.633	9	37.966	1:32.949	9	43.324	1:32.941	57	26.553	1:29.575
9	27.396	1:32.300	26	35.767	1:35.362	27	42.241	1:33.863	27	50.696	1:36.038	9	49.511	1:34.199
26	28.724	1:32.753	27	36.071	1:31.732	64	54.884	1:33.813	64	1:01.065	1:33.764	27	1:01.766	1:39.082
27	32.658	1:31.719	22	1 LAP	1:54.317	89	1:05.678	1:35.450	89	1:13.129	1:35.034	64	1:06.801	1:33.748
64	42.636	1:37.302	64	48.764	1:34.447	22	1 LAP	1:59.022				89	1:20.207	1:35.090
89	51.435	1:35.447	89	57.921	1:34.805									

Weather / Track : Cloudy / Dry

Snetterton 200
 Circuit Length = 1.9843 miles
 Start: 15:29 End: 15:51

Lackford Engineering Austin Healey Club Championship

RACE 4 - LAP CHART

Lap 11			Lap 12			Lap 13			Lap 14		
No	Behind	Laptime	No	Behind	Laptime	No	Behind	Laptime	No	Behind	Laptime
1		1:27.753	1		1:27.634	1		1:28.439	1		1:29.661
17	12.341	1:28.447	17	13.013	1:28.306	89	1 LAP	1:35.478	89	1 LAP	1:35.696
98	17.810	1:29.409	98	19.870	1:29.694	22	3 LAPS	2:03.945	17	14.176	1:30.577
12	23.454	1:29.953	12	25.748	1:29.928	17	13.260	1:28.686	98	24.328	1:32.049
57	28.746	1:29.946	57	30.858	1:29.746	98	21.940	1:30.509	12	28.483	1:30.290
9	1:01.885	1:40.127	9	1:15.377	1:41.126	12	27.854	1:30.545	57	31.392	1:29.314
22	2 LAPS	2:03.704	64	1:17.575	1:32.937	57	31.739	1:29.320	9	1:24.385	1:33.105
64	1:12.272	1:33.224				9	1:20.941	1:34.003	64	1:24.722	1:32.261
89	1:27.300	1:34.846				64	1:22.122	1:32.986			

Weather / Track : Cloudy / Dry

Snetterton 200
 Circuit Length = 1.9843 miles
 Start: 15:29 End: 15:51

Universal Racing Services Classic Formula Ford 2000 Championship

RACE 5 - CLASSIFICATION

POS	NO	CL	NAME	ENTRY	LAPS	TIME	GAP	DIFF	MPH	BEST	ON
1	1	A	Ian PEARSON	Van Diemen RF83	16	20:53.408			91.18	1:17.529	3
2	26	A	Peter CHIPPINDALE	Van Diemen RF82	16	21:06.603	13.195	13.195	90.23	1:18.308	10
3	66	A	Nigel CORRY	Van Diemen RF82	16	21:06.965	13.557	0.362	90.21	1:17.707	12
4	18	A	Tom POPE	Van Diemen RF82	16	21:10.487	17.079	3.522	89.96	1:17.402	13
5	72	A	Andrew STORER	Van Diemen RF82	16	21:12.062	18.654	1.575	89.85	1:18.082	12
6	10	A	Philip HART	Van Diemen RF82	16	21:20.925	27.517	8.863	89.22	1:18.252	10
7	19	A	scott TEMPLE	Van Diemen RF82	16	21:21.145	27.737	0.220	89.21	1:18.316	9
8	56	A	Paul BURT	Van Diemen RF82	16	21:30.382	36.974	9.237	88.57	1:19.352	16
9	57	A	Chris LEVY	Van Diemen RF83	16	21:37.229	43.821	6.847	88.10	1:19.870	13
10	45	A	Robert PEARSON	Van Diemen RF82	16	21:49.734	56.326	12.505	87.26	1:20.254	6
11	33	A	David MERCER	Van Diemen RF82	16	21:52.131	58.723	2.397	87.10	1:20.729	3
12	46	A	Paul ALLEN	Van Diemen RF81	16	21:54.310	1:00.902	2.179	86.96	1:20.692	7
13	98	A	Rodney TOFT	Van Diemen RF82	15	20:58.216	1 lap	1 lap	85.16	1:22.139	11
NOT CLASSIFIED											
DNF	75	B	Colin WRIGHT	Reynard SF79	12	16:01.127	4 laps	3 laps	89.18	1:18.494	10
FASTEST LAP											
18	A	Tom POPE	Van Diemen RF82	13	1:17.402		92.29 mph		148.52 kph		
75	B	Colin WRIGHT	Reynard SF79	10	1:18.494		91.00 mph		146.46 kph		

Weather / Track : Cloudy / Dry

These results are provisional until the conclusion of any judicial and technical matters.

Snetterton 200

Circuit Length = 1.9843 miles

Start: 16:02 End: 16:24

Clerk of Course :		Timekeeper :
-------------------	--	--------------

Universal Racing Services Classic Formula Ford 2000 Championship

RACE 5 - LAP CHART

Lap 1			Lap 2			Lap 3			Lap 4			Lap 5		
No	Behind	Laptime	No	Behind	Laptime	No	Behind	Laptime	No	Behind	Laptime	No	Behind	Laptime
1		1:24.277	1		1:17.771	1		1:17.529	1		1:17.640	1		1:17.712
26	1.388	1:25.665	26	2.767	1:19.150	26	3.779	1:18.541	26	4.976	1:18.837	26	6.164	1:18.900
66	2.518	1:26.795	66	3.740	1:18.993	66	6.473	1:20.262	66	7.278	1:18.445	66	8.602	1:19.036
75	3.470	1:27.747	75	6.108	1:20.409	75	8.042	1:19.463	75	9.738	1:19.336	75	11.826	1:19.800
72	4.068	1:28.345	72	6.793	1:20.496	72	9.681	1:20.417	72	11.376	1:19.335	72	12.936	1:19.272
19	4.731	1:29.008	19	6.924	1:19.964	10	11.623	1:21.405	56	14.258	1:20.270	19	16.633	1:19.751
10	5.585	1:29.862	10	7.747	1:19.933	56	11.628	1:20.892	19	14.594	1:20.490	10	17.885	1:19.773
56	6.172	1:30.449	56	8.265	1:19.864	19	11.744	1:22.349	10	15.824	1:21.841	56	17.898	1:21.352
57	7.052	1:31.329	57	10.459	1:21.178	57	13.713	1:20.783	57	16.614	1:20.541	57	18.965	1:20.063
33	7.820	1:32.097	33	11.210	1:21.161	33	14.410	1:20.729	33	18.175	1:21.405	18	19.260	1:18.232
45	8.604	1:32.881	45	12.360	1:21.527	45	15.404	1:20.573	18	18.740	1:19.645	33	21.651	1:21.188
46	9.440	1:33.717	46	13.683	1:22.014	18	16.735	1:19.044	45	20.785	1:23.021	45	23.715	1:20.642
98	10.012	1:34.289	18	15.220	1:19.538	46	17.771	1:21.617	46	21.405	1:21.274	46	24.521	1:20.828
18	13.453	1:37.730	98	15.649	1:23.408	98	21.795	1:23.675	98	28.164	1:24.009	98	34.137	1:23.685

Weather / Track : Cloudy / Dry

Snetterton 200
 Circuit Length = 1.9843 miles
 Start: 16:02 End: 16:24

Universal Racing Services Classic Formula Ford 2000 Championship

RACE 5 - LAP CHART

Lap 6			Lap 7			Lap 8			Lap 9			Lap 10		
No	Behind	Laptime	No	Behind	Laptime	No	Behind	Laptime	No	Behind	Laptime	No	Behind	Laptime
1		1:17.640	1		1:17.681	1		1:17.785	1		1:17.785	1		1:17.867
26	7.439	1:18.915	26	8.332	1:18.574	26	9.290	1:18.743	26	10.193	1:18.688	26	10.634	1:18.308
66	9.710	1:18.748	66	10.709	1:18.680	66	11.264	1:18.340	66	11.509	1:18.030	66	12.067	1:18.425
75	13.225	1:19.039	72	15.022	1:18.796	72	15.656	1:18.419	72	16.537	1:18.666	72	16.982	1:18.312
72	13.907	1:18.611	75	15.134	1:19.590	75	16.734	1:19.385	75	18.407	1:19.458	75	19.034	1:18.494
19	18.134	1:19.141	19	19.987	1:19.534	18	20.292	1:17.967	18	20.728	1:18.221	18	20.524	1:17.663
10	19.008	1:18.763	18	20.110	1:18.317	19	21.347	1:19.145	19	21.878	1:18.316	19	22.516	1:18.505
18	19.474	1:17.854	10	21.299	1:19.972	10	22.224	1:18.710	10	22.908	1:18.469	10	23.293	1:18.252
56	20.728	1:20.470	56	22.924	1:19.877	56	24.791	1:19.652	56	26.381	1:19.375	56	28.342	1:19.828
57	21.709	1:20.384	57	25.201	1:21.173	57	28.282	1:20.866	57	30.818	1:20.321	57	33.453	1:20.502
33	25.194	1:21.183	33	29.150	1:21.637	33	33.173	1:21.808	45	36.740	1:21.259	45	40.121	1:21.248
45	26.329	1:20.254	45	29.476	1:20.828	45	33.266	1:21.575	33	38.401	1:23.013	33	41.923	1:21.389
46	27.681	1:20.800	46	30.692	1:20.692	46	33.843	1:20.936	46	38.554	1:22.496	46	42.415	1:21.728
98	39.383	1:22.886	98	44.749	1:23.047	98	50.292	1:23.328	98	54.953	1:22.446	98	59.895	1:22.809

Weather / Track : Cloudy / Dry

Snetterton 200
Circuit Length = 1.9843 miles
Start: 16:02 End: 16:24

Universal Racing Services Classic Formula Ford 2000 Championship
RACE 5 - LAP CHART

Lap 11			Lap 12			Lap 13			Lap 14			Lap 15		
No	Behind	Laptime	No	Behind	Laptime	No	Behind	Laptime	No	Behind	Laptime	No	Behind	Laptime
1		1:17.631	1		1:17.965	1		1:17.910	1		1:18.358	1		1:18.909
26	11.470	1:18.467	26	11.983	1:18.478	26	13.239	1:19.166	26	13.463	1:18.582	26	13.431	1:18.877
66	12.800	1:18.364	66	12.542	1:17.707	66	13.458	1:18.826	66	14.227	1:19.127	66	14.295	1:18.977
72	17.791	1:18.440	72	17.908	1:18.082	72	18.219	1:18.221	72	18.367	1:18.506	72	18.281	1:18.823
75	20.328	1:18.925	18	20.767	1:18.016	18	20.259	1:17.402	18	19.406	1:17.505	18	18.285	1:17.788
18	20.716	1:17.823	75	21.844	1:19.481	19	25.152	1:19.051	19	25.631	1:18.837	19	25.375	1:18.653
19	23.421	1:18.536	19	24.011	1:18.555	10	25.803	1:18.858	10	26.397	1:18.952	10	26.209	1:18.721
10	24.026	1:18.364	10	24.855	1:18.794	56	34.684	1:20.399	56	35.758	1:19.432	56	36.570	1:19.721
56	30.437	1:19.726	56	32.195	1:19.723	57	39.812	1:19.870	57	41.752	1:20.298	57	42.757	1:19.914
57	35.807	1:19.985	57	37.852	1:20.010	45	48.914	1:21.178	45	52.338	1:21.782	45	54.613	1:21.184
45	42.925	1:20.435	45	45.646	1:20.686	33	51.751	1:21.486	33	54.126	1:20.733	33	56.398	1:21.181
33	45.226	1:20.934	33	48.175	1:20.914	46	53.552	1:22.728	46	56.375	1:21.181	46	58.668	1:21.202
46	45.552	1:20.768	46	48.734	1:21.147	98	1:14.046	1:22.637	98	1:18.722	1:23.034			
98	1:04.403	1:22.139	98	1:09.319	1:22.881									

Weather / Track : Cloudy / Dry

Snetterton 200
 Circuit Length = 1.9843 miles
 Start: 16:02 End: 16:24

Universal Racing Services Classic Formula Ford 2000 Championship
RACE 5 - LAP CHART

Lap 16		
No	Behind	Laptime
1		1:18.948
98	1 LAP	1:23.943
26	13.195	1:18.712
66	13.557	1:18.210
18	17.079	1:17.742
72	18.654	1:19.321
10	27.517	1:20.256
19	27.737	1:21.310
56	36.974	1:19.352
57	43.821	1:20.012
45	56.326	1:20.661
33	58.723	1:21.273
46	1:00.902	1:21.182

Weather / Track : Cloudy / Dry

Snetterton 200
Circuit Length = 1.9843 miles
Start: 16:02 End: 16:24

Bernard Baxter Engineering Classic Formula Ford Championship

RACE 6 - CLASSIFICATION

POS	NO	CL	NAME	ENTRY	LAPS	TIME	GAP	DIFF	MPH	BEST	ON
1	13	A	Stuart KESTENBAUM	Van Diemen RF79	11	15:25.391			84.91	1:22.659	11
2	27	A	Steve PEARCE	Van Diemen RF78	11	15:45.950	20.559	20.559	83.06	1:23.719	7
3	49	B	Andrew SMITH	Van Diemen FA73	11	15:45.952	20.561	0.002	83.06	1:23.649	9
4	28	A	Alan FINCHAM	Van Diemen RF80	11	15:49.219	23.828	3.267	82.78	1:24.273	7
5	69	B	Dave LOWE	Lotus 69	11	15:55.589	30.198	6.370	82.22	1:25.048	5
6	34	A	Colin WILLIAMS	PRS RW01	11	15:59.383	33.992	3.794	81.90	1:23.903	11
7	79	A	Liam MCSHANE	Crossle 45F	11	16:13.970	48.579	14.587	80.67	1:25.836	10
8	18	A	Paul HUBBARD	Crossle M25F	11	16:14.304	48.913	0.334	80.65	1:25.375	10
9	7	B	Ian JEARY	Dulon MP15	11	16:40.763	1:15.372	26.459	78.51	1:28.603	10
10	11	B	Michael SAUNDERS	Hawke DL11	10	15:30.914	1 lap	1 lap	76.73	1:30.005	8
11	88	B	Jonathan GREENWOOD	Dulon MP15	10	16:33.312	1 lap	1:02.398	71.91	1:37.129	8
NOT CLASSIFIED											
DNF	14	A	Steve BELL	Royale RP29	3	4:22.099	8 laps	7 laps	81.76	1:23.453	2
DNF	32	A	David MALPAS	Van Diemen RF78	2	5:49.172	9 laps	1 lap	40.91		
DNF	22	A	Michael WHITEHEAD	Van Diemen RF78	1	1:40.635	10 laps	1 lap	70.98		
DNF	26	A	Andy POWELL	Royale RP26	1	1:50.717	10 laps	10.082	64.51		
FASTEST LAP											
13	A	Stuart KESTENBAUM	Van Diemen RF79	11	1:22.659			86.42 mph		139.08 kph	
49	B	Andrew SMITH	Van Diemen FA73	9	1:23.649			85.39 mph		137.43 kph	

Weather / Track : Cloudy / Dry

These results are provisional until the conclusion of any judicial and technical matters.

Snetterton 200

Circuit Length = 1.9843 miles

Start: 16:34 End: 16:51

Clerk of Course :		Timekeeper :
-------------------	--	--------------

Bernard Baxter Engineering Classic Formula Ford Championship

RACE 6 - LAP CHART

Lap 1			Lap 2			Lap 3			Lap 4			Lap 5		
No	Behind	Laptime	No	Behind	Laptime	No	Behind	Laptime	No	Behind	Laptime	No	Behind	Laptime
13		1:28.794	13		1:23.689	13		1:24.348	13		1:24.097	13		1:24.130
49	5.238	1:34.032	14	5.465	1:23.453	14	5.268	1:24.151	32	2 LAPS	4:13.440	49	14.426	1:24.984
27	5.275	1:34.069	27	7.472	1:25.886	49	11.047	1:27.691	27	13.047	1:25.492	27	14.727	1:25.810
14	5.701	1:34.495	49	7.704	1:26.155	27	11.652	1:28.528	49	13.572	1:26.622	69	15.035	1:25.048
28	5.973	1:34.767	28	7.859	1:25.575	28	11.834	1:28.323	28	13.767	1:26.030	28	15.470	1:25.833
69	6.628	1:35.422	69	9.171	1:26.232	69	12.389	1:27.566	69	14.117	1:25.825	34	25.447	1:24.897
32	6.938	1:35.732	18	12.228	1:27.645	18	18.183	1:30.303	18	23.271	1:29.185	18	28.544	1:29.403
18	8.272	1:37.066	79	13.721	1:28.133	79	19.804	1:30.431	79	24.080	1:28.373	79	28.843	1:28.893
79	9.277	1:38.071	11	19.778	1:32.160	34	23.290	1:26.498	34	24.680	1:25.487	7	40.056	1:30.463
11	11.307	1:40.101	34	21.140	1:25.257	11	26.084	1:30.654	11	32.943	1:30.956	11	51.181	1:42.368
22	11.841	1:40.635	7	21.290	1:32.511	7	26.517	1:29.575	7	33.723	1:31.303	88	1:14.423	1:38.232
7	12.468	1:41.262	88	33.309	1:37.612	88	46.372	1:37.411	88	1:00.321	1:38.046			
88	19.386	1:48.180												
34	19.572	1:48.366												
26	21.923	1:50.717												

Weather / Track : Cloudy / Dry

Snetterton 200
 Circuit Length = 1.9843 miles
 Start: 16:34 End: 16:51

Bernard Baxter Engineering Classic Formula Ford Championship

RACE 6 - LAP CHART

Lap 6			Lap 7			Lap 8			Lap 9			Lap 10		
No	Behind	Laptime	No	Behind	Laptime	No	Behind	Laptime	No	Behind	Laptime	No	Behind	Laptime
13		1:24.237	13		1:24.151	13		1:22.874	13		1:23.247	13		1:23.165
49	15.961	1:25.772	88	1 LAP	1:39.987	27	16.576	1:23.797	27	17.051	1:23.722	49	18.676	1:24.529
27	16.085	1:25.595	27	15.653	1:23.719	49	16.910	1:23.702	49	17.312	1:23.649	27	19.299	1:25.413
28	16.597	1:25.364	49	16.082	1:24.272	28	18.426	1:24.581	28	19.648	1:24.469	28	21.206	1:24.723
69	16.903	1:26.105	28	16.719	1:24.273	69	21.005	1:25.951	69	23.459	1:25.701	69	26.539	1:26.245
34	26.514	1:25.304	69	17.928	1:25.176	88	1 LAP	1:39.311	34	31.938	1:25.341	34	32.748	1:23.975
79	32.699	1:28.093	34	27.127	1:24.764	34	29.844	1:25.591	88	1 LAP	1:37.129	79	44.902	1:25.836
18	33.277	1:28.970	79	35.326	1:26.778	79	39.170	1:26.718	79	42.231	1:26.308	18	45.074	1:25.375
7	44.629	1:28.810	18	36.156	1:27.030	18	39.497	1:26.215	18	42.864	1:26.614	88	1 LAP	1:38.248
11	58.748	1:31.804	7	50.657	1:30.179	7	57.180	1:29.397	7	1:03.672	1:29.739	7	1:09.110	1:28.603
			11	1:04.868	1:30.271	11	1:11.999	1:30.005	11	1:19.069	1:30.317			

Weather / Track : Cloudy / Dry

Snetterton 200
 Circuit Length = 1.9843 miles
 Start: 16:34 End: 16:51

Bernard Baxter Engineering Classic Formula Ford Championship

RACE 6 - LAP CHART

Lap 11		
No	Behind	Laptime
13		1:22.659
11	1 LAP	1:32.278
27	20.559	1:23.919
49	20.561	1:24.544
28	23.828	1:25.281
69	30.198	1:26.318
34	33.992	1:23.903
79	48.579	1:26.336
18	48.913	1:26.498
88	1 LAP	1:39.156
7	1:15.372	1:28.921

Weather / Track : Cloudy / Dry

Snetterton 200
Circuit Length = 1.9843 miles
Start: 16:34 End: 16:51

Universal Racing Services Classic Formula Ford 2000 Championship

QUALIFYING - RACE 15 - CLASSIFICATION

POS	NO	CL	NAME	ENTRY	TIME	ON	LAPS	GAP	DIFF	MPH
1	1	A	Ian PEARSON	Van Diemen RF83	1:20.511	14	14			88.72
2	18	A	Tom POPE	Van Diemen RF82	1:22.382	14	14	1.871	1.871	86.71
3	10	A	Philip HART	Van Diemen RF82	1:22.507	14	14	1.996	0.125	86.57
4	19	A	scott TEMPLE	Van Diemen RF82	1:22.584	14	14	2.073	0.077	86.49
5	72	A	Andrew STORER	Van Diemen RF82	1:22.665	13	14	2.154	0.081	86.41
6	75	B	Colin WRIGHT	Reynard SF79	1:22.899	14	14	2.388	0.234	86.17
7	56	A	Paul BURT	Van Diemen RF82	1:23.642	12	14	3.131	0.743	85.40
8	66	A	Nigel CORRY	Van Diemen RF82	1:23.870	13	13	3.359	0.228	85.17
9	26	A	Peter CHIPPINDALE	Van Diemen RF82	1:24.620	13	13	4.109	0.750	84.41
10	57	A	Chris LEVY	Van Diemen RF83	1:25.167	9	11	4.656	0.547	83.87
11	49	A	Amnon NEEDHAM	Van Diemen RF82	1:25.509	12	13	4.998	0.342	83.54
12	46	A	Paul ALLEN	Van Diemen RF81	1:27.806	13	13	7.295	2.297	81.35
13	98	A	Rodney TOFT	Van Diemen RF82	1:29.704	12	13	9.193	1.898	79.63
14	45	A	Robert PEARSON	Van Diemen RF82	1:29.946	11	11	9.435	0.242	79.41

Weather / Track : Cloudy / Damp

These results are provisional until the conclusion of any judicial and technical matters.

Snetterton 200

Circuit Length = 1.9843 miles

Start: 09:25 End: 09:46

Clerk of Course :

Timekeeper :

Universal Racing Services Classic Formula Ford 2000 Championship
QUALIFYING - RACE 15 - LAP ANALYSIS

1	Ian PEARSON						A	Van Diemen RF83					
1 -	1:38.121		+ 17.610	9:26:56.778	8 -	1:25.022		+ 4.511	9:37:22.940				
2 -	1:33.694		+ 13.183	9:28:30.472	9 -	1:24.616		+ 4.105	9:38:47.556				
3 -	1:33.804		+ 13.293	9:30:04.276	10 -	1:23.498		+ 2.987	9:40:11.054				
4 -	1:29.794		+ 9.283	9:31:34.070	11 -	1:22.273		+ 1.762	9:41:33.327				
5 -	1:30.007		+ 9.496	9:33:04.077	12 -	1:21.615		+ 1.104	9:42:54.942				
6 -	1:27.169		+ 6.658	9:34:31.246	13 -	1:21.137		+ 0.626	9:44:16.079				
7 -	1:26.672		+ 6.161	9:35:57.918	14 -	1:20.511			9:45:36.590				
10	Philip HART						A	Van Diemen RF82					
1 -	1:43.601		+ 21.094	9:27:06.051	8 -	1:27.986		+ 5.479	9:37:46.709				
2 -	1:34.440		+ 11.933	9:28:40.491	9 -	1:27.206		+ 4.699	9:39:13.915				
3 -	1:35.510		+ 13.003	9:30:16.001	10 -	1:25.908		+ 3.401	9:40:39.823				
4 -	1:32.245		+ 9.738	9:31:48.246	11 -	1:25.126		+ 2.619	9:42:04.949				
5 -	1:30.719		+ 8.212	9:33:18.965	12 -	1:23.560		+ 1.053	9:43:28.509				
6 -	1:29.945		+ 7.438	9:34:48.910	13 -	1:23.557		+ 1.050	9:44:52.066				
7 -	1:29.813		+ 7.306	9:36:18.723	14 -	1:22.507			9:46:14.573				
18	Tom POPE						A	Van Diemen RF82					
1 -	1:37.672		+ 15.290	9:26:43.436	8 -	1:23.820		+ 1.438	9:36:52.783				
2 -	1:31.841		+ 9.459	9:28:15.277	9 -	1:23.987		+ 1.605	9:38:16.770				
3 -	1:28.558		+ 6.176	9:29:43.835	10 -	1:23.831		+ 1.449	9:39:40.601				
4 -	1:28.061		+ 5.679	9:31:11.896	11 -	1:36.590		+ 14.208	9:41:17.191				
5 -	1:27.092		+ 4.710	9:32:38.988	12 -	1:24.374		+ 1.992	9:42:41.565				
6 -	1:25.053		+ 2.671	9:34:04.041	13 -	1:24.194		+ 1.812	9:44:05.759				
7 -	1:24.922		+ 2.540	9:35:28.963	14 -	1:22.382			9:45:28.141				
19	scott TEMPLE						A	Van Diemen RF82					
1 -	1:39.726		+ 17.142	9:26:56.334	8 -	1:29.447		+ 6.863	9:37:38.788				
2 -	1:35.989		+ 13.405	9:28:32.323	9 -	1:28.178		+ 5.594	9:39:06.966				
3 -	1:33.955		+ 11.371	9:30:06.278	10 -	1:26.480		+ 3.896	9:40:33.446				
4 -	1:32.215		+ 9.631	9:31:38.493	11 -	1:25.519		+ 2.935	9:41:58.965				
5 -	1:31.475		+ 8.891	9:33:09.968	12 -	1:23.532		+ 0.948	9:43:22.497				
6 -	1:29.594		+ 7.010	9:34:39.562	13 -	1:23.326		+ 0.742	9:44:45.823				
7 -	1:29.779		+ 7.195	9:36:09.341	14 -	1:22.584			9:46:08.407				
26	Peter CHIPPINDALE						A	Van Diemen RF82					
1 -	1:39.883		+ 15.263	9:26:47.106	8 -	1:28.087		+ 3.467	9:37:36.844				
2 -	1:37.330		+ 12.710	9:28:24.436	9 -	1:43.352		+ 18.732	9:39:20.196				
3 -	1:35.724		+ 11.104	9:30:00.160	10 -	1:28.526		+ 3.906	9:40:48.722				
4 -	1:33.071		+ 8.451	9:31:33.231	11 -	1:29.195		+ 4.575	9:42:17.917				
5 -	1:33.831		+ 9.211	9:33:07.062	12 -	1:25.337		+ 0.717	9:43:43.254				
6 -	1:31.263		+ 6.643	9:34:38.325	13 -	1:24.620			9:45:07.874				
7 -	1:30.432		+ 5.812	9:36:08.757									
45	Robert PEARSON						A	Van Diemen RF82					
1 -	1:45.082		+ 15.136	9:27:05.982	7 -	1:33.515		+ 3.569	9:39:17.752				
2 -	1:38.659		+ 8.713	9:28:44.641	8 -	1:30.700		+ 0.754	9:40:48.452				
3 -	1:35.315		+ 5.369	9:30:19.956	9 -	1:31.724		+ 1.778	9:42:20.176				
4 -	4:09.162 P		+ 2:39.216	9:34:29.118	10 -	1:31.869		+ 1.923	9:43:52.045				
5 -	1:39.602		+ 9.656	9:36:08.720	11 -	1:29.946			9:45:21.991				
6 -	1:35.517		+ 5.571	9:37:44.237									
46	Paul ALLEN						A	Van Diemen RF81					
1 -	1:42.618		+ 14.812	9:26:54.613	8 -	1:33.159		+ 5.353	9:38:01.752				
2 -	1:38.608		+ 10.802	9:28:33.221	9 -	1:31.821		+ 4.015	9:39:33.573				
3 -	1:37.867		+ 10.061	9:30:11.088	10 -	1:30.132		+ 2.326	9:41:03.705				
4 -	1:35.381		+ 7.575	9:31:46.469	11 -	1:29.346		+ 1.540	9:42:33.051				
5 -	1:34.742		+ 6.936	9:33:21.211	12 -	1:28.470		+ 0.664	9:44:01.521				
6 -	1:33.941		+ 6.135	9:34:55.152	13 -	1:27.806			9:45:29.327				
7 -	1:33.441		+ 5.635	9:36:28.593									

Weather / Track : Cloudy / Damp

Snetterton 200
 Circuit Length = 1.9843 miles
 Start: 09:25 End: 09:46

Universal Racing Services Classic Formula Ford 2000 Championship
QUALIFYING - RACE 15 - LAP ANALYSIS


49	Amnon NEEDHAM		A Van Diemen RF82				
1 -	1:44.050	+ 18.541	9:27:04.269	8 -	1:30.775	+ 5.266	9:38:13.605
2 -	1:39.455	+ 13.946	9:28:43.724	9 -	1:29.638	+ 4.129	9:39:43.243
3 -	1:34.983	+ 9.474	9:30:18.707	10 -	1:29.279	+ 3.770	9:41:12.522
4 -	1:40.162	+ 14.653	9:31:58.869	11 -	1:27.889	+ 2.380	9:42:40.411
5 -	1:32.295	+ 6.786	9:33:31.164	12 -	1:25.509		9:44:05.920
6 -	1:37.034	+ 11.525	9:35:08.198	13 -	1:26.172	+ 0.663	9:45:32.092
7 -	1:34.632	+ 9.123	9:36:42.830				
56	Paul BURT		A Van Diemen RF82				
1 -	1:42.302	+ 18.660	9:26:52.599	8 -	1:29.076	+ 5.434	9:37:39.630
2 -	1:36.257	+ 12.615	9:28:28.856	9 -	1:28.098	+ 4.456	9:39:07.728
3 -	1:35.843	+ 12.201	9:30:04.699	10 -	1:26.382	+ 2.740	9:40:34.110
4 -	1:33.132	+ 9.490	9:31:37.831	11 -	1:25.471	+ 1.829	9:41:59.581
5 -	1:33.786	+ 10.144	9:33:11.617	12 -	1:23.642		9:43:23.223
6 -	1:29.865	+ 6.223	9:34:41.482	13 -	1:24.608	+ 0.966	9:44:47.831
7 -	1:29.072	+ 5.430	9:36:10.554	14 -	1:23.814	+ 0.172	9:46:11.645
57	Chris LEVY		A Van Diemen RF83				
1 -	1:44.147	+ 18.980	9:26:52.084	7 -	1:28.536	+ 3.369	9:39:30.020
2 -	1:38.009	+ 12.842	9:28:30.093	8 -	1:26.112	+ 0.945	9:40:56.132
3 -	4:43.019 P	+ 3:17.852	9:33:13.112	9 -	1:25.167		9:42:21.299
4 -	1:46.165	+ 20.998	9:34:59.277	10 -	1:30.790	+ 5.623	9:43:52.089
5 -	1:30.877	+ 5.710	9:36:30.154	11 -	1:25.439	+ 0.272	9:45:17.528
6 -	1:31.330	+ 6.163	9:38:01.484				
66	Nigel CORRY		A Van Diemen RF82				
1 -	1:57.586	+ 33.716	9:27:21.859	8 -	1:29.566	+ 5.696	9:38:20.509
2 -	1:42.624	+ 18.754	9:29:04.483	9 -	1:27.006	+ 3.136	9:39:47.515
3 -	1:37.652	+ 13.782	9:30:42.135	10 -	1:26.865	+ 2.995	9:41:14.380
4 -	1:35.220	+ 11.350	9:32:17.355	11 -	1:26.341	+ 2.471	9:42:40.721
5 -	1:31.943	+ 8.073	9:33:49.298	12 -	1:25.993	+ 2.123	9:44:06.714
6 -	1:31.604	+ 7.734	9:35:20.902	13 -	1:23.870		9:45:30.584
7 -	1:30.041	+ 6.171	9:36:50.943				
72	Andrew STORER		A Van Diemen RF82				
1 -	1:38.505	+ 15.840	9:26:47.354	8 -	1:25.868	+ 3.203	9:37:09.346
2 -	1:32.041	+ 9.376	9:28:19.395	9 -	1:24.579	+ 1.914	9:38:33.925
3 -	1:30.626	+ 7.961	9:29:50.021	10 -	1:23.755	+ 1.090	9:39:57.680
4 -	1:29.333	+ 6.668	9:31:19.354	11 -	1:22.686	+ 0.021	9:41:20.366
5 -	1:29.122	+ 6.457	9:32:48.476	12 -	1:25.211	+ 2.546	9:42:45.577
6 -	1:28.393	+ 5.728	9:34:16.869	13 -	1:22.665		9:44:08.242
7 -	1:26.609	+ 3.944	9:35:43.478	14 -	1:23.782	+ 1.117	9:45:32.024
75	Colin WRIGHT		B Reynard SF79				
1 -	1:41.305	+ 18.406	9:26:59.031	8 -	1:29.234	+ 6.335	9:37:40.385
2 -	1:34.416	+ 11.517	9:28:33.447	9 -	1:28.695	+ 5.796	9:39:09.080
3 -	1:35.312	+ 12.413	9:30:08.759	10 -	1:26.029	+ 3.130	9:40:35.109
4 -	1:32.064	+ 9.165	9:31:40.823	11 -	1:25.251	+ 2.352	9:42:00.360
5 -	1:31.095	+ 8.196	9:33:11.918	12 -	1:24.407	+ 1.508	9:43:24.767
6 -	1:30.411	+ 7.512	9:34:42.329	13 -	1:25.470	+ 2.571	9:44:50.237
7 -	1:28.822	+ 5.923	9:36:11.151	14 -	1:22.899		9:46:13.136
98	Rodney TOFT		A Van Diemen RF82				
1 -	1:51.347	+ 21.643	9:27:02.346	8 -	1:32.470	+ 2.766	9:38:09.925
2 -	1:38.840	+ 9.136	9:28:41.186	9 -	1:30.988	+ 1.284	9:39:40.913
3 -	1:36.682	+ 6.978	9:30:17.868	10 -	1:32.521	+ 2.817	9:41:13.434
4 -	1:37.830	+ 8.126	9:31:55.698	11 -	1:32.384	+ 2.680	9:42:45.818
5 -	1:34.803	+ 5.099	9:33:30.501	12 -	1:29.704		9:44:15.522
6 -	1:33.731	+ 4.027	9:35:04.232	13 -	1:29.717	+ 0.013	9:45:45.239
7 -	1:33.223	+ 3.519	9:36:37.455				

Weather / Track : Cloudy / Damp

Snetterton 200
 Circuit Length = 1.9843 miles
 Start: 09:25 End: 09:46

Universal Racing Services Classic Formula Ford 2000 Championship

RACE 15 - GRID

ROW 7	1:29.704 98 Rodney TOFT	1:29.946 45 Robert PEARSON
ROW 6	1:25.509 49 Amnon NEEDHAM	1:27.806 46 Paul ALLEN
ROW 5	1:24.620 26 Peter CHIPPINDALE	1:25.167 57 Chris LEVY
ROW 4	1:23.642 56 Paul BURT	1:23.870 66 Nigel CORRY
ROW 3	1:22.665 72 Andrew STORER	1:22.899 75 Colin WRIGHT
ROW 2	1:22.507 10 Philip HART	1:22.584 19 scott TEMPLE
ROW 1	1:20.511 1 Ian PEARSON	1:22.382 18 Tom POPE
Pole		
		

Snetterton 200
Circuit Length = 1.9843 miles

These results are provisional until the conclusion of any judicial and technical matters.

Clerk of Course :		Timekeeper :
-------------------	--	--------------

Dunlop Mini Se7en Challenge

RACE 7 - CLASSIFICATION

POS	NO	CL	NAME	ENTRY	LAPS	TIME	GAP	DIFF	MPH	BEST	ON
1	35		Paul SPARK	Mini Se7en	10	16:09.597			73.67	1:35.514	7
2	46		Max HUNTER	Mini Se7en	10	16:09.772	0.175	0.175	73.66	1:35.836	4
3	9		Darren THOMAS	Mini Se7en	10	16:10.019	0.422	0.247	73.64	1:35.068	3
4	5		Graeme DAVIS	Mini Se7en	10	16:10.330	0.733	0.311	73.61	1:34.855	7
5	12		Andrew DEVINY	Mini Se7en	10	16:24.990	15.393	14.660	72.52	1:36.458	9
6	8		Gareth HUNT	Mini Se7en	10	16:25.932	16.335	0.942	72.45	1:36.377	9
7	77		Tristen KNIGHT	Mini Se7en	10	16:32.623	23.026	6.691	71.96	1:36.355	6
8	87		Ashley DAVIES	Mini Se7en	10	16:33.555	23.958	0.932	71.89	1:36.872	6
9	4		Ian DEVINY	Mini Se7en	10	16:50.966	41.369	17.411	70.65	1:36.478	6
10	91		Julian AFFLECK	Mini Se7en	10	16:51.613	42.016	0.647	70.61	1:39.261	10
11	25		Mike RAYNER	Mini Se7en	10	16:54.976	45.379	3.363	70.38	1:38.235	10
12	44		Adam SMITH	Mini Se7en	10	16:55.177	45.580	0.201	70.36	1:38.487	6
13	69		steve TRENCH	Mini Se7en	10	16:55.664	46.067	0.487	70.33	1:38.709	10
14	60		Malcolm KEAT	Mini Se7en	10	16:58.528	48.931	2.864	70.13	1:38.280	8
15	24		James COULSON	Mini Se7en	10	17:11.531	1:01.934	13.003	69.25	1:35.302	3
16	63		David ROBINSON	Mini Se7en	10	17:26.954	1:17.357	15.423	68.23	1:40.984	8
17	47		Kelvin EDGAR	Mini Se7en	10	17:37.981	1:28.384	11.027	67.51	1:43.144	4
18	92		Kevin O'SHEA	Mini Se7en	9	16:14.507	1 lap	1 lap	65.97	1:46.043	7
19	94		Robert PAVEY	Mini Se7en	9	16:41.780	1 lap	27.273	64.17	1:44.034	2
20	33		Geoff TAYLOR	Mini Se7en	9	17:03.422	1 lap	21.642	62.81	1:50.206	8
NOT CLASSIFIED											
DNF	15		Steve BAKER	Mini Se7en	6	10:05.349	4 laps	3 laps	70.80	1:38.368	4
DNF	88		Kieren MCDONALD	Mini Se7en	4	7:01.119	6 laps	2 laps	67.85	1:40.212	3
DNF	36		Damon ASTIN	Mini Se7en	1	1:57.187	9 laps	3 laps	60.95		
DNF	39		Andy MILLER	Mini Se7en	0						
DNF	95		Julian PROCTOR	Mini Se7en	0						
FASTEST LAP											
	5		Graeme DAVIS	Mini Se7en	7	1:34.855		75.30 mph		121.19 kph	

Weather / Track : Cloudy / Dry

These results are provisional until the conclusion of any judicial and technical matters.

Snetterton 200

Circuit Length = 1.9843 miles

Start: 09:58 End: 10:16

Clerk of Course :		Timekeeper :	
-------------------	--	--------------	--

Dunlop Mini Se7en Challenge

RACE 7 - LAP CHART

Lap 1			Lap 2			Lap 3			Lap 4			Lap 5		
No	Behind	Laptime	No	Behind	Laptime	No	Behind	Laptime	No	Behind	Laptime	No	Behind	Laptime
35		1:43.036	35		1:36.615	35		1:36.016	35		1:35.860	35		1:37.182
46	0.192	1:43.228	46	0.041	1:36.464	46	0.165	1:36.140	46	0.141	1:35.836	46	0.016	1:37.057
5	1.357	1:44.393	5	1.698	1:36.956	9	1.497	1:35.068	5	1.351	1:35.448	9	0.285	1:35.648
9	2.880	1:45.916	9	2.445	1:36.180	5	1.763	1:36.081	9	1.819	1:36.182	5	0.655	1:36.486
24	3.275	1:46.311	24	3.086	1:36.426	24	2.372	1:35.302	12	8.476	1:37.383	12	9.369	1:38.075
12	4.057	1:47.093	12	4.973	1:37.531	12	6.953	1:37.996	4	13.133	1:38.150	8	12.596	1:36.602
4	5.299	1:48.335	4	8.163	1:39.479	77	10.823	1:38.516	87	13.155	1:38.009	4	13.893	1:37.942
8	5.304	1:48.340	8	8.282	1:39.593	4	10.843	1:38.696	8	13.176	1:37.829	87	14.255	1:38.282
15	6.603	1:49.639	77	8.323	1:38.212	87	11.006	1:38.602	77	13.895	1:38.932	77	14.422	1:37.709
77	6.726	1:49.762	87	8.420	1:38.101	8	11.207	1:38.941	15	15.579	1:38.368	15	17.540	1:39.143
87	6.934	1:49.970	15	10.317	1:40.329	15	13.071	1:38.770	91	21.496	1:39.945	91	24.364	1:40.050
91	8.894	1:51.930	91	12.816	1:40.537	91	17.411	1:40.611	25	27.412	1:40.278	25	29.693	1:39.463
60	12.918	1:55.954	60	17.309	1:41.006	60	22.951	1:41.658	69	27.413	1:40.004	69	29.796	1:39.565
25	14.045	1:57.081	69	17.894	1:40.275	25	22.994	1:40.444	60	29.150	1:42.059	60	31.238	1:39.270
36	14.151	1:57.187	25	18.566	1:41.136	69	23.269	1:41.391	44	29.367	1:41.024	44	31.534	1:39.349
69	14.234	1:57.270	88	19.476	1:41.319	88	23.672	1:40.212	88	29.592	1:41.780	63	46.526	1:42.710
88	14.772	1:57.808	44	20.401	1:41.041	44	24.203	1:39.818	63	40.998	1:42.816	47	47.664	1:43.204
44	15.975	1:59.011	47	25.394	1:44.627	63	34.042	1:44.033	47	41.642	1:43.144	24	57.667	1:38.503
47	17.382	2:00.418	63	26.025	1:44.127	47	34.358	1:44.980	92	51.124	1:46.703	92	1:00.057	1:46.115
63	18.513	2:01.549	94	26.596	1:44.034	94	36.113	1:45.533	24	56.346	2:29.834	94	1:13.168	1:52.551
94	19.177	2:02.213	92	30.104	1:46.106	92	40.281	1:46.193	94	57.799	1:57.546	33	1:30.110	1:51.094
92	20.613	2:03.649	33	41.994	1:53.051	33	59.782	1:53.804	33	1:16.198	1:52.276			
33	25.558	2:08.594												

Weather / Track : Cloudy / Dry

Snetterton 200
 Circuit Length = 1.9843 miles
 Start: 09:58 End: 10:16

Dunlop Mini Se7en Challenge

RACE 7 - LAP CHART

Lap 6			Lap 7			Lap 8			Lap 9			Lap 10		
No	Behind	Laptime	No	Behind	Laptime	No	Behind	Laptime	No	Behind	Laptime	No	Behind	Laptime
46		1:36.324	35		1:35.514	9		1:36.018	35		1:35.959	35		1:36.266
35	0.483	1:36.823	46	0.238	1:36.235	46	0.063	1:36.086	46	0.134	1:36.095	46	0.175	1:36.307
9	0.899	1:36.954	9	0.243	1:35.341	35	0.065	1:36.326	9	0.542	1:36.566	9	0.422	1:36.146
5	1.456	1:37.141	5	0.314	1:34.855	5	0.409	1:36.356	5	0.872	1:36.487	5	0.733	1:36.127
12	9.753	1:36.724	33	1 LAP	1:52.163	94	1 LAP	1:52.161	12	13.837	1:36.458	92	1 LAP	1:47.172
4	14.031	1:36.478	12	11.589	1:37.833	12	13.403	1:38.075	8	15.769	1:36.377	12	15.393	1:37.822
8	14.082	1:37.826	8	15.297	1:37.212	8	15.416	1:36.380	87	21.176	1:38.325	8	16.335	1:36.832
77	14.437	1:36.355	4	16.590	1:38.556	77	18.794	1:38.040	94	1 LAP	1:48.251	77	23.026	1:37.795
87	14.787	1:36.872	87	16.711	1:37.921	87	18.875	1:38.425	77	21.497	1:38.727	87	23.958	1:39.048
15	20.300	1:39.100	77	17.015	1:38.575	4	22.147	1:41.818	4	29.912	1:43.789	94	1 LAP	1:47.252
91	28.096	1:40.072	91	31.839	1:39.740	33	1 LAP	1:51.020	33	1 LAP	1:50.206	4	41.369	1:47.723
69	32.583	1:39.127	25	35.895	1:39.136	91	35.217	1:39.639	91	39.021	1:39.828	91	42.016	1:39.261
25	32.756	1:39.403	69	35.966	1:39.380	44	39.023	1:38.723	44	42.824	1:39.825	25	45.379	1:38.235
60	33.394	1:38.496	44	36.561	1:38.877	25	39.440	1:39.806	25	43.410	1:39.994	44	45.580	1:39.022
44	33.681	1:38.487	60	37.594	1:40.197	60	39.613	1:38.280	69	43.624	1:39.988	69	46.067	1:38.709
63	52.098	1:41.912	63	58.432	1:42.331	69	39.660	1:39.955	60	44.420	1:40.831	60	48.931	1:40.777
47	55.726	1:44.402	24	59.374	1:36.662	24	1:00.064	1:36.951	24	1:01.164	1:37.124	33	1 LAP	1:51.214
24	58.709	1:37.382	47	1:05.227	1:45.498	63	1:03.155	1:40.984	63	1:09.457	1:42.326	24	1:01.934	1:37.036
92	1:10.125	1:46.408	92	1:20.171	1:46.043	47	1:13.499	1:44.533	47	1:21.046	1:43.571	63	1:17.357	1:44.166
94	1:29.067	1:52.239				92	1:30.028	1:46.118				47	1:28.384	1:43.604

Weather / Track : Cloudy / Dry

Snetterton 200
 Circuit Length = 1.9843 miles
 Start: 09:58 End: 10:16

Intersteps Championship

RACE 8 - CLASSIFICATION

POS	NO	CL	DRIVER / TEAM	CAR	LAPS	TIME	GAP	DIFF	MPH	BEST	ON
1	11		Jake DENNIS (GBR) Fortec Motorsport	Mygale FB08	16	20:01.230			95.14	1:14.000	12
2	54		James PEACE (GBR) MGR Motaworld	Mygale FB08	16	20:01.965	0.735	0.735	95.09	1:13.900	12
3	10		Alex WALKER (GBR) Fortec Motorsport	Mygale FB08	16	20:04.151	2.921	2.186	94.91	1:13.874	9
4	12		Ed JONES (UAE) Fortec Motorsport	Mygale FB08	16	20:05.080	3.850	0.929	94.84	1:14.007	13
5	2		James NUTBROWN (GBR) Falcon Motorsport	Mygale FB08	16	20:24.112	22.882	19.032	93.36	1:14.709	12
6	3		Ash ROBINSON (GBR) Falcon Motorsport	Mygale FB08	16	20:29.110	27.880	4.998	92.98	1:15.187	10
7	1		Patryk SZCZERBINSKI (POL) Falcon Motorsport	Mygale FB08	16	20:43.742	42.512	14.632	91.89	1:14.985	6
8	16		Sarah MOORE (GBR) TMS Atlantic	Mygale FB08	16	20:51.480	50.250	7.738	91.32	1:16.726	6
9	17		Jake JACKSON (GBR) TMS Atlantic	Mygale FB08	16	20:54.011	52.781	2.531	91.14	1:16.399	11

FASTEST LAP

10	Alex WALKER (GBR) Fortec Motorsport	Mygale FB08	9	1:13.874	96.69 mph	155.61 kph
----	---	-------------	---	----------	-----------	------------

Weather / Track : Cloudy / Dry

These results are provisional until the conclusion of any judicial and technical matters.

Snetterton 200

Circuit Length = 1.9843 miles

Start: 10:31 End: 10:52

Clerk of Course :

Timekeeper :

Intersteps Championship
RACE 8 - LAP CHART

Lap 1			Lap 2			Lap 3			Lap 4			Lap 5		
No	Behind	Laptime	No	Behind	Laptime	No	Behind	Laptime	No	Behind	Laptime	No	Behind	Laptime
11		1:22.503	11		1:16.240	11		1:15.340	11		1:15.099	11		1:14.618
54	0.527	1:23.030	54	0.666	1:16.379	54	0.520	1:15.194	54	0.554	1:15.133	54	0.390	1:14.454
12	1.131	1:23.634	12	1.371	1:16.480	12	1.460	1:15.429	12	1.759	1:15.398	12	1.880	1:14.739
10	1.179	1:23.682	10	1.780	1:16.841	10	1.554	1:15.114	10	2.117	1:15.662	10	2.049	1:14.550
1	2.018	1:24.521	1	2.456	1:16.678	1	2.807	1:15.691	1	3.318	1:15.610	1	4.008	1:15.308
3	4.144	1:26.647	3	5.035	1:17.131	3	6.745	1:17.050	3	7.863	1:16.217	3	8.917	1:15.672
2	4.183	1:26.686	2	5.232	1:17.289	2	7.254	1:17.362	2	8.267	1:16.112	2	9.512	1:15.863
16	4.930	1:27.433	16	5.716	1:17.026	16	7.414	1:17.038	16	11.183	1:18.868	16	13.699	1:17.134
17	5.582	1:28.085	17	8.030	1:18.688	17	11.520	1:18.830	17	13.941	1:17.520	17	16.277	1:16.954

Weather / Track : Cloudy / Dry

Snetterton 200
 Circuit Length = 1.9843 miles
 Start: 10:31 End: 10:52

Intersteps Championship
RACE 8 - LAP CHART

Lap 6			Lap 7			Lap 8			Lap 9			Lap 10		
No	Behind	Laptime	No	Behind	Laptime	No	Behind	Laptime	No	Behind	Laptime	No	Behind	Laptime
11		1:14.184	11		1:14.156	11		1:14.741	11		1:14.397	11		1:14.258
54	0.433	1:14.227	54	0.503	1:14.226	54	0.607	1:14.845	54	0.518	1:14.308	54	0.613	1:14.353
10	3.289	1:15.424	10	3.145	1:14.012	10	2.524	1:14.120	10	2.001	1:13.874	10	3.161	1:15.418
12	3.781	1:16.085	12	4.035	1:14.410	12	3.419	1:14.125	12	3.188	1:14.166	12	3.507	1:14.577
1	4.809	1:14.985	1	6.605	1:15.952	1	7.381	1:15.517	1	8.139	1:15.155	1	8.959	1:15.078
2	13.722	1:18.394	2	15.310	1:15.744	2	15.749	1:15.180	2	16.679	1:15.327	2	17.570	1:15.149
3	13.888	1:19.155	3	16.078	1:16.346	3	16.978	1:15.641	3	18.352	1:15.771	3	19.281	1:15.187
16	16.241	1:16.726	16	18.905	1:16.820	16	21.339	1:17.175	16	23.941	1:16.999	16	26.902	1:17.219
17	19.086	1:16.993	17	23.669	1:18.739	17	26.093	1:17.165	17	31.324	1:19.628	17	34.252	1:17.186

Weather / Track : Cloudy / Dry

Snetterton 200
 Circuit Length = 1.9843 miles
 Start: 10:31 End: 10:52

Intersteps Championship
RACE 8 - LAP CHART

Lap 11			Lap 12			Lap 13			Lap 14			Lap 15		
No	Behind	Laptime	No	Behind	Laptime	No	Behind	Laptime	No	Behind	Laptime	No	Behind	Laptime
11		1:14.232	11		1:14.000	11		1:14.189	11		1:14.289	11		1:14.387
54	0.517	1:14.136	54	0.417	1:13.900	54	1.100	1:14.872	54	1.039	1:14.228	54	0.611	1:13.959
10	3.062	1:14.133	10	3.135	1:14.073	10	2.988	1:14.042	10	2.963	1:14.264	10	2.984	1:14.408
12	3.470	1:14.195	12	3.584	1:14.114	12	3.402	1:14.007	12	3.155	1:14.042	12	3.680	1:14.912
1	9.768	1:15.041	1	11.051	1:15.283	2	21.195	1:16.172	2	21.638	1:14.732	2	22.114	1:14.863
2	18.503	1:15.165	2	19.212	1:14.709	3	24.117	1:16.276	3	25.612	1:15.784	3	26.748	1:15.523
3	20.454	1:15.405	3	22.030	1:15.576	1	38.926	1:42.064	1	40.933	1:16.296	1	41.701	1:15.155
16	29.788	1:17.118	16	34.648	1:18.860	16	39.160	1:18.701	16	42.382	1:17.511	16	46.926	1:18.931
17	36.419	1:16.399	17	40.347	1:17.928	17	43.134	1:16.976	17	46.244	1:17.399	17	49.112	1:17.255

Weather / Track : Cloudy / Dry

Snetterton 200
 Circuit Length = 1.9843 miles
 Start: 10:31 End: 10:52

Intersteps Championship
RACE 8 - LAP CHART

Lap 16		
No	Behind	Laptime
11		1:14.597
54	0.735	1:14.721
10	2.921	1:14.534
12	3.850	1:14.767
2	22.882	1:15.365
3	27.880	1:15.729
1	42.512	1:15.408
16	50.250	1:17.921
17	52.781	1:18.266

Weather / Track : Cloudy / Dry

Snetterton 200
Circuit Length = 1.9843 miles
Start: 10:31 End: 10:52

Lackford Engineering Austin Healey Club Championship

RACE 9 - CLASSIFICATION

POS	NO	CL	NAME	ENTRY	LAPS	TIME	GAP	DIFF	MPH	BEST	ON
1	1	B	David SMITHIES	Austin Healey 3000	14	20:37.592			80.80	1:26.471	6
2	17	B	David GRACE	Austin Healey 3000 Mk1	14	20:37.938	0.346	0.346	80.78	1:26.624	5
3	98	B	Paul CAMPFIELD	Austin Healey 3000	14	21:05.736	28.144	27.798	79.01	1:28.962	4
4	57	E	Robin LACKFORD	Austin Healey Frogeye Sprite	14	21:06.658	29.066	0.922	78.95	1:28.515	10
5	12	E	Drew CAMERON	Austin Healey Frogeye Sprite	14	21:06.791	29.199	0.133	78.94	1:28.385	13
6	89	A	Mark PANGBORN	Austin Healey 100M	13	20:46.918	1 lap	1 lap	74.47	1:34.606	8
7	27	D	Neil CAMERON	Austin Healey Arkley Sprite	11	20:58.469	3 laps	2 laps	62.43	1:32.549	4
NOT CLASSIFIED											
DNF	22	D	David JENKINS	Austin Healey Frogeye Sprite	10	18:52.563	4 laps	1 lap	63.07	1:43.304	2
DNF	64	B	Adrian BALL	Austin Healey 3	5	7:53.960	9 laps	5 laps	75.35	1:32.279	2
DNF	9	E	Patrick HARRIS	Austin Healey Sprite	3	4:46.344	11 laps	2 laps	74.84	1:31.466	2
FASTEST LAP											
1	B	David SMITHIES	Austin Healey 3000	6	1:26.471	82.61 mph	132.94 kph				
12	E	Drew CAMERON	Austin Healey Frogeye Sprite	13	1:28.385	80.82 mph	130.07 kph				
27	D	Neil CAMERON	Austin Healey Arkley Sprite	4	1:32.549	77.18 mph	124.21 kph				
89	A	Mark PANGBORN	Austin Healey 100M	8	1:34.606	75.50 mph	121.51 kph				

Weather / Track : Bright / Dry
 These results are provisional until the conclusion of any judicial and technical matters.

Snetterton 200
 Circuit Length = 1.9843 miles
 Start: 11:05 End: 11:27

Clerk of Course :		Timekeeper :	
-------------------	--	--------------	--

Lackford Engineering Austin Healey Club Championship

RACE 9 - LAP CHART

Lap 1			Lap 2			Lap 3			Lap 4			Lap 5		
No	Behind	Laptime	No	Behind	Laptime	No	Behind	Laptime	No	Behind	Laptime	No	Behind	Laptime
1		1:35.475	1		1:27.139	1		1:34.252	1		1:28.260	1		1:26.534
98	3.483	1:38.958	98	6.422	1:30.078	17	0.927	1:28.413	17	0.753	1:28.086	17	0.843	1:26.624
12	4.018	1:39.493	17	6.766	1:29.366	98	2.106	1:29.936	98	2.808	1:28.962	98	5.329	1:29.055
17	4.539	1:40.014	12	7.779	1:30.900	57	4.020	1:30.288	57	4.563	1:28.803	57	7.355	1:29.326
57	5.641	1:41.116	57	7.984	1:29.482	12	4.372	1:30.845	12	5.368	1:29.256	12	7.908	1:29.074
64	6.428	1:41.903	9	11.162	1:31.466	9	9.478	1:32.568	64	14.694	1:33.243	64	22.300	1:34.140
9	6.835	1:42.310	64	11.568	1:32.279	64	9.711	1:32.395	27	18.380	1:32.549	89	33.244	1:34.893
89	8.735	1:44.210	27	15.744	1:33.699	27	14.091	1:32.599	89	24.885	1:35.097	27	35.456	1:43.610
27	9.184	1:44.659	89	17.311	1:35.715	89	18.048	1:34.989	22	58.524	1:45.037	22	1:16.297	1:44.307
22	15.675	1:51.150	22	31.840	1:43.304	22	41.747	1:44.159						

Weather / Track : Bright / Dry

Snetterton 200
 Circuit Length = 1.9843 miles
 Start: 11:05 End: 11:27

**Lackford Engineering Austin Healey Club Championship
RACE 9 - LAP CHART**

Lap 6			Lap 7			Lap 8			Lap 9			Lap 10		
No	Behind	Laptime	No	Behind	Laptime	No	Behind	Laptime	No	Behind	Laptime	No	Behind	Laptime
1		1:26.471	1		1:27.154	1		1:26.728	1		1:26.699	1		1:27.579
17	1.803	1:27.431	17	1.685	1:27.036	17	1.849	1:26.892	17	2.596	1:27.446	17	2.425	1:27.408
98	8.861	1:30.003	22	1 LAP	1:48.959	98	15.120	1:29.984	98	17.992	1:29.571	98	19.904	1:29.491
57	9.937	1:29.053	98	11.864	1:30.157	12	16.500	1:30.170	57	19.500	1:29.663	57	20.436	1:28.515
12	11.079	1:29.642	57	12.738	1:29.955	57	16.536	1:30.526	12	19.965	1:30.164	12	23.368	1:30.982
89	41.900	1:35.127	12	13.058	1:29.133	22	1 LAP	1:49.138	27	1 LAP	2:09.911	89	1:14.083	1:34.747
27	51.764	1:42.779	89	49.679	1:34.933	89	57.557	1:34.606	89	1:06.915	1:36.057			
			27	1:06.036	1:41.426				22	1 LAP	2:06.704			

Weather / Track : Bright / Dry

Snetterton 200
Circuit Length = 1.9843 miles
Start: 11:05 End: 11:27

**Lackford Engineering Austin Healey Club Championship
RACE 9 - LAP CHART**

Lap 11			Lap 12			Lap 13			Lap 14		
No	Behind	Laptime	No	Behind	Laptime	No	Behind	Laptime	No	Behind	Laptime
1		1:27.380	1		1:27.618	1		1:28.208	1		1:28.095
17	2.668	1:27.623	17	2.616	1:27.566	17	1.311	1:26.903	17	0.346	1:27.130
27	2 LAPS	2:51.269	98	24.591	1:29.183	89	1 LAP	1:35.611	89	1 LAP	1:35.343
98	23.026	1:30.502	57	25.757	1:29.406	98	25.531	1:29.148	27	3 LAPS	2:05.128
57	23.969	1:30.913	12	26.670	1:29.088	57	26.236	1:28.687	98	28.144	1:30.708
12	25.200	1:29.212	22	2 LAPS	2:09.269	12	26.847	1:28.385	57	29.066	1:30.925
22	2 LAPS	2:10.536	27	2 LAPS	2:20.840				12	29.199	1:30.447
89	1:22.293	1:35.590									

Weather / Track : Bright / Dry

Snetterton 200
Circuit Length = 1.9843 miles
Start: 11:05 End: 11:27

Dunlop Mini Miglia Challenge

RACE 10 - CLASSIFICATION

POS	NO	CL	NAME	ENTRY	LAPS	TIME	GAP	DIFF	MPH	BEST	ON
1	20		Endaf OWENS	Mini Welsh Miglia	10	14:38.460			81.31	1:26.399	8
2	7		Sarah MUNNS	Mini Miglia	10	14:38.733	0.273	0.273	81.29	1:26.882	3
3	69		Tony LEMAY	Rover mini	10	14:39.146	0.686	0.413	81.25	1:26.252	3
4	8		Mark SIMS	Mini Miglia	10	14:39.634	1.174	0.488	81.20	1:26.342	3
5	2		Colin PEACOCK	Mini Miglia	10	14:39.895	1.435	0.261	81.18	1:26.260	3
6	3		Dave DREW	Mini Miglia	10	14:42.643	4.183	2.748	80.93	1:26.780	5
7	11		Kane ASTIN	MINI Miglia	10	14:42.711	4.251	0.068	80.92	1:26.223	3
8	53		Niven BURGE	Mini Miglia	10	14:43.809	5.349	1.098	80.82	1:26.312	9
9	21		Aaron SMITH	Mini Miglia	10	14:56.643	18.183	12.834	79.66	1:27.081	2
10	55		Michael GREEN	Mini Miglia	10	15:00.418	21.958	3.775	79.33	1:27.347	2
11	28		Robert HUMPHREYS	MINI Miglia	10	15:07.103	28.643	6.685	78.74	1:28.537	10
12	23		Rupert DEETH	Mini Miglia	10	15:09.031	30.571	1.928	78.58	1:28.952	3
13	13		Phil HARVEY	Mini Motley	10	15:21.613	43.153	12.582	77.51	1:29.399	2
NOT CLASSIFIED											
DNF	10		Robert HOWARD	Mini Miglia	4	6:40.541	6 laps	6 laps	71.33	1:32.500	3
DNF	9		Mark COWAN	MINI Miglia	3	4:35.825	7 laps	1 lap	77.69	1:27.997	3
DNF	1		Paul THOMPSON	Mini Austin	2	3:04.803	8 laps	1 lap	77.30	1:27.632	2
FASTEST LAP											
	11		Kane ASTIN	MINI Miglia	3	1:26.223		82.84 mph		133.33 kph	

Weather / Track : Cloudy / Dry

These results are provisional until the conclusion of any judicial and technical matters.

Snetterton 200

Circuit Length = 1.9843 miles

Start: 11:43 End: 11:58

Clerk of Course :		Timekeeper :
-------------------	--	--------------

Dunlop Mini Miglia Challenge

RACE 10 - LAP CHART

Lap 1			Lap 2			Lap 3			Lap 4			Lap 5		
No	Behind	Laptime	No	Behind	Laptime	No	Behind	Laptime	No	Behind	Laptime	No	Behind	Laptime
20		1:34.566	7		1:27.417	11		1:26.223	20		1:26.746	7		1:27.103
7	0.004	1:34.570	11	0.454	1:27.368	7	0.205	1:26.882	7	0.008	1:27.195	11	0.188	1:26.924
11	0.507	1:35.073	20	0.863	1:28.284	20	0.646	1:26.460	11	0.375	1:27.767	69	0.765	1:27.131
2	0.960	1:35.526	69	1.292	1:27.430	69	0.867	1:26.252	69	0.745	1:27.270	8	1.063	1:27.076
69	1.283	1:35.849	8	1.754	1:27.469	8	1.419	1:26.342	8	1.098	1:27.071	20	1.416	1:28.527
8	1.706	1:36.272	2	2.071	1:28.532	2	1.654	1:26.260	2	1.599	1:27.337	2	1.722	1:27.234
53	2.124	1:36.690	53	2.665	1:27.962	21	3.960	1:27.158	3	3.983	1:26.910	3	3.652	1:26.780
1	2.605	1:37.171	1	2.816	1:27.632	53	4.291	1:28.303	53	5.024	1:28.125	53	5.050	1:27.137
3	3.176	1:37.742	3	3.070	1:27.315	3	4.465	1:28.072	21	5.479	1:28.911	21	5.562	1:27.194
21	3.819	1:38.385	21	3.479	1:27.081	55	6.757	1:28.749	55	7.811	1:28.446	55	9.025	1:28.325
9	4.048	1:38.614	55	4.685	1:27.347	9	7.161	1:27.997	28	13.113	1:29.144	23	16.703	1:29.967
55	4.759	1:39.325	9	5.841	1:29.214	28	11.361	1:30.568	23	13.847	1:29.704	28	16.801	1:30.799
28	5.796	1:40.362	28	7.470	1:29.095	23	11.535	1:28.952	13	26.636	1:31.194	13	29.054	1:29.529
23	7.453	1:42.019	23	9.260	1:29.228	13	22.834	1:30.007	10	44.485	1:34.101			
13	17.526	1:52.092	13	19.504	1:29.399	10	37.776	1:32.500						
10	24.428	1:58.994	10	31.953	1:34.946									

Weather / Track : Cloudy / Dry

Snetterton 200
 Circuit Length = 1.9843 miles
 Start: 11:43 End: 11:58

Dunlop Mini Miglia Challenge

RACE 10 - LAP CHART

Lap 6			Lap 7			Lap 8			Lap 9			Lap 10		
No	Behind	Laptime	No	Behind	Laptime	No	Behind	Laptime	No	Behind	Laptime	No	Behind	Laptime
7		1:26.913	7		1:26.884	7		1:26.931	7		1:26.917	20		1:27.345
11	0.349	1:27.074	11	0.395	1:26.930	20	0.544	1:26.399	20	0.303	1:26.676	7	0.273	1:27.921
69	0.726	1:26.874	69	0.877	1:27.035	69	1.908	1:27.962	69	1.462	1:26.471	69	0.686	1:26.872
20	0.926	1:26.423	20	1.076	1:27.034	8	2.228	1:27.388	8	2.038	1:26.727	8	1.174	1:26.784
8	1.678	1:27.528	8	1.771	1:26.977	2	2.794	1:27.853	2	2.640	1:26.763	2	1.435	1:26.443
2	1.939	1:27.130	2	1.872	1:26.817	3	4.613	1:27.267	3	4.684	1:26.988	3	4.183	1:27.147
3	3.724	1:26.985	3	4.277	1:27.437	11	5.310	1:31.846	11	5.027	1:26.634	11	4.251	1:26.872
53	5.180	1:27.043	53	5.496	1:27.200	53	6.265	1:27.700	53	5.660	1:26.312	53	5.349	1:27.337
21	6.580	1:27.931	21	9.162	1:29.466	21	12.237	1:30.006	21	15.802	1:30.482	21	18.183	1:30.029
55	10.555	1:28.443	55	12.416	1:28.745	55	17.966	1:32.481	55	21.081	1:30.032	55	21.958	1:28.525
28	19.491	1:29.603	28	22.981	1:30.374	28	25.641	1:29.591	28	27.754	1:29.030	28	28.643	1:28.537
23	20.110	1:30.320	23	23.188	1:29.962	23	26.141	1:29.884	23	28.417	1:29.193	23	30.571	1:29.802
13	31.684	1:29.543	13	35.026	1:30.226	13	37.760	1:29.665	13	40.844	1:30.001	13	43.153	1:29.957

Weather / Track : Cloudy / Dry

Snetterton 200
 Circuit Length = 1.9843 miles
 Start: 11:43 End: 11:58

Dunlop Production Touring Car Trophy

RACE 11 - CLASSIFICATION

POS	NO	CL	NAME	ENTRY	LAPS	TIME	GAP	DIFF	MPH	BEST	ON
1	1	A	Adrian CHURCHILL	Vauxhall Astra VXR	15	20:44.523			86.09	1:21.950	5
2	8	A	Kevin GEORGE	Astra 2000 Turbo	15	20:49.225	4.702	4.702	85.77	1:22.202	4
3	4	A	Liam MCMILLIAN	Seat Leon	15	20:49.847	5.324	0.622	85.73	1:22.177	11
4	6	A	Josh COOK	Renault Megane	15	20:52.359	7.836	2.512	85.55	1:22.337	4
5	5	A	Gary DUCKMAN	Seat Leon	15	21:03.927	19.404	11.568	84.77	1:22.879	3
6	2	A	Thomas CARNABY	Vauxhall Astra VXR	15	21:12.785	28.262	8.858	84.18	1:23.419	7
7	3	A	Rob SMITH	BMW 330D E90	15	21:13.777	29.254	0.992	84.12	1:23.509	15
8	15	A	Joseph GIRLING	Vauxhall Astra	15	21:15.924	31.401	2.147	83.97	1:23.521	10
9	10	A	Maurice HAYDEN	Renault Megane	15	21:16.305	31.782	0.381	83.95	1:23.161	14
10	7	A	Ryan BENSLEY	Vauxhall Astra VXR	15	22:11.504	1:26.981	55.199	80.47	1:22.898	3
11	9	A	Dan MALONE	Seat Leon Cupra	14	22:06.758	1 lap	1 lap	75.37	1:30.686	5
NOT CLASSIFIED											
DNC	28	A	Steve JOHNSON	Vauxhall Astra	10	21:22.843	5 laps	4 laps	55.68	1:23.958	5
FASTEST LAP											
1	A	Adrian CHURCHILL	Vauxhall Astra VXR	5	1:21.950	87.16 mph	140.28 kph				

Weather / Track : Bright / Dry
 These results are provisional until the conclusion of any judicial and technical matters.

Snetterton 200
 Circuit Length = 1.9843 miles
 Start: 12:14 End: 12:36

Clerk of Course :		Timekeeper :	
-------------------	--	--------------	--

Dunlop Production Touring Car Trophy

RACE 11 - LAP CHART

Lap 1			Lap 2			Lap 3			Lap 4			Lap 5		
No	Behind	Laptime	No	Behind	Laptime	No	Behind	Laptime	No	Behind	Laptime	No	Behind	Laptime
1		1:30.032	1		1:22.266	1		1:22.432	1		1:22.523	1		1:21.950
6	0.966	1:30.998	6	1.712	1:23.012	8	2.151	1:22.518	8	1.830	1:22.202	8	2.130	1:22.250
8	1.131	1:31.163	8	2.065	1:23.200	6	2.677	1:23.397	6	2.491	1:22.337	6	2.890	1:22.349
4	1.650	1:31.682	4	2.834	1:23.450	4	3.283	1:22.881	4	3.556	1:22.796	4	4.448	1:22.842
10	2.701	1:32.733	10	3.875	1:23.440	10	4.874	1:23.431	10	6.004	1:23.653	10	7.561	1:23.507
15	2.867	1:32.899	5	4.929	1:23.613	5	5.376	1:22.879	5	6.103	1:23.250	5	8.018	1:23.865
5	3.582	1:33.614	15	5.216	1:24.615	7	6.050	1:22.898	7	6.883	1:23.356	7	8.315	1:23.382
7	4.279	1:34.311	7	5.584	1:23.571	15	7.209	1:24.425	15	8.826	1:24.140	15	10.524	1:23.648
2	5.275	1:35.307	3	6.952	1:23.858	2	8.668	1:23.985	2	10.046	1:23.901	2	12.077	1:23.981
3	5.360	1:35.392	2	7.115	1:24.106	3	9.490	1:24.970	3	10.869	1:23.902	3	12.848	1:23.929
9	13.322	1:43.354	9	22.738	1:31.682	9	31.577	1:31.271	9	40.636	1:31.582	9	49.372	1:30.686
												28	4 LAPS	8:20.368

Weather / Track : Bright / Dry

Snetterton 200
 Circuit Length = 1.9843 miles
 Start: 12:14 End: 12:36

Dunlop Production Touring Car Trophy

RACE 11 - LAP CHART

Lap 6			Lap 7			Lap 8			Lap 9			Lap 10		
No	Behind	Laptime	No	Behind	Laptime	No	Behind	Laptime	No	Behind	Laptime	No	Behind	Laptime
1		1:22.285	1		1:22.679	1		1:22.672	1		1:22.881	1		1:22.951
8	3.148	1:23.303	8	3.398	1:22.929	8	4.317	1:23.591	8	4.555	1:23.119	8	4.057	1:22.453
6	3.711	1:23.106	6	3.986	1:22.954	6	4.652	1:23.338	4	5.910	1:23.474	9	1 LAP	1:33.524
4	5.250	1:23.087	4	5.481	1:22.910	4	5.317	1:22.508	6	6.222	1:24.451	4	5.179	1:22.220
10	9.083	1:23.807	5	10.718	1:23.734	5	11.950	1:23.904	5	12.344	1:23.275	6	5.915	1:22.644
5	9.663	1:23.930	7	11.062	1:23.841	15	16.404	1:25.021	3	18.381	1:24.029	5	12.842	1:23.449
7	9.900	1:23.870	10	11.111	1:24.707	2	16.582	1:25.046	2	18.488	1:24.787	3	19.780	1:24.350
15	12.413	1:24.174	15	14.055	1:24.321	3	17.233	1:24.301	15	21.723	1:28.200	2	20.903	1:25.366
2	13.468	1:23.676	2	14.208	1:23.419	28	5 LAPS	1:26.145	28	5 LAPS	1:24.595	15	22.293	1:23.521
3	14.346	1:23.783	3	15.604	1:23.937	10	23.799	1:35.360	10	25.608	1:24.690	28	5 LAPS	1:23.958
9	58.117	1:31.030	28	5 LAPS	1:41.332	7	59.659	2:11.269	7	1:13.086	1:36.308	10	26.385	1:23.728
			9	1:07.360	1:31.922	9	1:16.656	1:31.968				7	1:16.194	1:26.059

Weather / Track : Bright / Dry

Snetterton 200
 Circuit Length = 1.9843 miles
 Start: 12:14 End: 12:36

Dunlop Production Touring Car Trophy

RACE 11 - LAP CHART


Lap 11			Lap 12			Lap 13			Lap 14			Lap 15		
No	Behind	Laptime	No	Behind	Laptime	No	Behind	Laptime	No	Behind	Laptime	No	Behind	Laptime
1		1:22.333	1		1:22.405	1		1:22.394	1		1:22.409	1		1:22.311
8	3.928	1:22.204	8	4.120	1:22.597	8	4.222	1:22.496	8	4.665	1:22.852	8	4.702	1:22.348
4	5.023	1:22.177	4	5.156	1:22.538	4	4.980	1:22.218	4	5.278	1:22.707	4	5.324	1:22.357
6	6.529	1:22.947	6	7.150	1:23.026	6	7.395	1:22.639	6	7.597	1:22.611	6	7.836	1:22.550
5	13.579	1:23.070	5	14.561	1:23.387	5	15.540	1:23.373	5	16.464	1:23.333	5	19.404	1:25.251
9	1 LAP	1:37.577	3	23.824	1:24.575	2	25.582	1:23.963	2	26.914	1:23.741	2	28.262	1:23.659
3	21.654	1:24.207	2	24.013	1:24.250	3	26.155	1:24.725	3	28.056	1:24.310	3	29.254	1:23.509
2	22.168	1:23.598	15	25.531	1:24.065	15	27.403	1:24.266	15	29.001	1:24.007	15	31.401	1:24.711
15	23.871	1:23.911	10	28.839	1:23.712	10	29.645	1:23.200	10	30.397	1:23.161	10	31.782	1:23.696
28	5 LAPS	1:24.400	28	5 LAPS	1:27.030	28	5 LAPS	1:24.613	28	5 LAPS	1:24.876	28	5 LAPS	1:25.526
10	27.532	1:23.480	9	1 LAP	1:39.928	9	1 LAP	1:36.541	9	1 LAP	1:37.664	9	1 LAP	1:38.029
7	1:18.429	1:24.568	7	1:19.074	1:23.050	7	1:20.010	1:23.330	7	1:21.572	1:23.971	7	1:26.981	1:27.720

Weather / Track : Bright / Dry

Snetterton 200
 Circuit Length = 1.9843 miles
 Start: 12:14 End: 12:36

Dunlop Production Touring Car Trophy

RACE 14 - GRID

ROW 6	9 Dan MALONE	28 Steve JOHNSON
ROW 5	10 Maurice HAYDEN	7 Ryan BENSLEY
ROW 4	3 Rob SMITH	15 Joseph GIRLING
ROW 3	1 Adrian CHURCHILL	2 Thomas CARNABY
ROW 2	4 Liam MCMILLIAN	8 Kevin GEORGE
ROW 1	5 Gary DUCKMAN	6 Josh COOK
Pole		
		

Snetterton 200
Circuit Length = 1.9843 miles

These results are provisional until the conclusion of any judicial and technical matters.

Clerk of Course :		Timekeeper :
-------------------	--	--------------

Dunlop Mini Se7en Challenge

RACE 12 - CLASSIFICATION

POS	NO	CL	NAME	ENTRY	LAPS	TIME	GAP	DIFF	MPH	BEST	ON
1	46		Max HUNTER	Mini Se7en	10	16:05.949			73.95	1:35.298	2
2	35		Paul SPARK	Mini Se7en	10	16:06.063	0.114	0.114	73.94	1:34.822	2
3	5		Graeme DAVIS	Mini Se7en	10	16:06.494	0.545	0.431	73.91	1:34.783	3
4	8		Gareth HUNT	Mini Se7en	10	16:14.588	8.639	8.094	73.29	1:35.418	2
5	24		James COULSON	Mini Se7en	10	16:16.208	10.259	1.620	73.17	1:35.488	4
6	77		Tristen KNIGHT	Mini Se7en	10	16:16.315	10.366	0.107	73.16	1:35.503	2
7	9		Darren THOMAS	Mini Se7en	10	16:18.445	12.496	2.130	73.00	1:35.083	4
8	12		Andrew DEVINY	Mini Se7en	10	16:24.088	18.139	5.643	72.58	1:35.373	3
9	4		Ian DEVINY	Mini Se7en	10	16:30.733	24.784	6.645	72.10	1:37.117	7
10	15		Steve BAKER	Mini Se7en	10	16:39.690	33.741	8.957	71.45	1:37.679	2
11	91		Julian AFFLECK	Mini Se7en	10	16:44.517	38.568	4.827	71.11	1:38.681	3
12	88		Kieren MCDONALD	Mini Se7en	10	16:44.703	38.754	0.186	71.09	1:38.083	9
13	44		Adam SMITH	Mini Se7en	10	16:45.240	39.291	0.537	71.06	1:38.177	8
14	25		Mike RAYNER	Mini Se7en	10	16:51.605	45.656	6.365	70.61	1:38.895	10
15	60		Malcolm KEAT	Mini Se7en	10	16:52.320	46.371	0.715	70.56	1:38.069	7
16	95		Julian PROCTOR	Mini Se7en	10	16:53.947	47.998	1.627	70.45	1:39.090	8
17	69		steve TRENCH	Mini Se7en	10	16:57.367	51.418	3.420	70.21	1:39.128	8
18	94		Robert PAVEY	Mini Se7en	10	17:03.603	57.654	6.236	69.78	1:39.949	7
19	39		Andy MILLER	Mini Se7en	10	17:20.212	1:14.263	16.609	68.67	1:39.751	10
20	63		David ROBINSON	Mini Se7en	10	17:21.876	1:15.927	1.664	68.56	1:41.127	9
21	47		Kelvin EDGAR	Mini Se7en	10	17:27.520	1:21.571	5.644	68.19	1:41.751	8
22	92		Kevin O'SHEA	Mini Se7en	10	17:41.499	1:35.550	13.979	67.29	1:43.454	3
23	33		Geoff TAYLOR	Mini Se7en	9	16:51.970	1 lap	1 lap	63.53	1:49.787	5
NOT CLASSIFIED											
DNF	87		Ashley DAVIES	Mini Se7en	7	11:33.518	3 laps	2 laps	72.10	1:36.733	4
FASTEST LAP											
	5		Graeme DAVIS	Mini Se7en	3	1:34.783			75.36 mph	121.29 kph	

Weather / Track : Cloudy / Dry

These results are provisional until the conclusion of any judicial and technical matters.

Snetterton 200

Circuit Length = 1.9843 miles

Start: 13:45 End: 14:03

Clerk of Course :

Timekeeper :

Dunlop Mini Se7en Challenge

RACE 12 - LAP CHART

Lap 1			Lap 2			Lap 3			Lap 4			Lap 5		
No	Behind	Laptime	No	Behind	Laptime	No	Behind	Laptime	No	Behind	Laptime	No	Behind	Laptime
46		1:43.258	46		1:35.298	46		1:35.708	46		1:35.643	46		1:35.498
5	1.149	1:44.407	35	1.130	1:34.822	35	0.719	1:35.297	35	0.223	1:35.147	35	0.285	1:35.560
12	1.498	1:44.756	5	1.901	1:36.050	5	0.976	1:34.783	5	1.352	1:36.019	5	1.255	1:35.401
35	1.606	1:44.864	12	2.179	1:35.979	12	1.844	1:35.373	12	1.742	1:35.541	9	2.686	1:36.327
24	1.779	1:45.037	9	2.270	1:35.340	9	2.417	1:35.855	9	1.857	1:35.083	24	3.231	1:35.882
9	2.228	1:45.486	24	2.727	1:36.246	24	3.002	1:35.983	24	2.847	1:35.488	77	4.618	1:36.678
77	2.658	1:45.916	77	2.863	1:35.503	77	3.136	1:35.981	77	3.438	1:35.945	8	8.237	1:36.300
4	3.192	1:46.450	87	5.686	1:37.494	8	7.197	1:35.660	8	7.435	1:35.881	87	11.182	1:37.793
87	3.490	1:46.748	4	6.300	1:38.406	87	7.797	1:37.819	87	8.887	1:36.733	4	15.244	1:39.064
15	4.793	1:48.051	15	7.174	1:37.679	4	8.892	1:38.300	4	11.678	1:38.429	15	15.456	1:38.499
69	6.627	1:49.885	8	7.245	1:35.418	15	9.168	1:37.702	15	12.455	1:38.930	12	17.287	1:51.043
8	7.125	1:50.383	69	11.180	1:39.851	91	14.833	1:38.681	91	18.676	1:39.486	91	22.086	1:38.908
60	7.980	1:51.238	91	11.860	1:38.876	69	14.983	1:39.511	69	19.348	1:40.008	44	23.537	1:39.010
88	8.122	1:51.380	60	12.024	1:39.342	60	15.391	1:39.075	60	19.581	1:39.833	88	24.463	1:38.790
91	8.282	1:51.540	88	12.355	1:39.531	88	15.814	1:39.167	44	20.025	1:39.428	95	30.757	1:41.262
25	8.983	1:52.241	44	13.070	1:39.115	44	16.240	1:38.878	25	20.702	1:39.231	25	30.778	1:45.574
44	9.253	1:52.511	25	13.745	1:40.060	25	17.114	1:39.077	88	21.171	1:41.000	60	31.341	1:47.258
95	11.129	1:54.387	95	15.393	1:39.562	95	20.523	1:40.838	95	24.993	1:40.113	69	33.546	1:49.696
94	11.312	1:54.570	94	18.411	1:42.397	94	25.034	1:42.331	94	30.330	1:40.939	94	35.055	1:40.223
47	12.464	1:55.722	47	20.158	1:42.992	47	27.953	1:43.503	47	35.061	1:42.751	47	42.448	1:42.885
63	13.789	1:57.047	63	22.370	1:43.879	63	29.364	1:42.702	63	36.457	1:42.736	39	43.003	1:41.755
92	14.042	1:57.300	92	22.877	1:44.133	92	30.623	1:43.454	39	36.746	1:40.540	63	45.280	1:44.321
39	18.067	2:01.325	39	26.545	1:43.776	39	31.849	1:41.012	92	40.245	1:45.265	92	49.535	1:44.788
33	20.797	2:04.055	33	35.920	1:50.421	33	51.087	1:50.875	33	1:06.002	1:50.558	33	1:20.291	1:49.787

Weather / Track : Cloudy / Dry

Snetterton 200
Circuit Length = 1.9843 miles
Start: 13:45 End: 14:03

Dunlop Mini Se7en Challenge

RACE 12 - LAP CHART

Lap 6			Lap 7			Lap 8			Lap 9			Lap 10		
No	Behind	Laptime	No	Behind	Laptime	No	Behind	Laptime	No	Behind	Laptime	No	Behind	Laptime
46		1:36.045	46		1:35.902	35		1:36.200	46		1:35.707	46		1:36.228
35	0.245	1:36.005	35	0.291	1:35.948	46	0.171	1:36.662	35	0.181	1:36.059	35	0.114	1:36.161
5	0.403	1:35.193	5	0.657	1:36.156	5	0.231	1:36.065	5	0.294	1:35.941	5	0.545	1:36.479
9	3.560	1:36.919	9	4.700	1:37.042	9	5.895	1:37.686	9	8.231	1:38.214	8	8.639	1:36.571
24	3.850	1:36.664	24	4.880	1:36.932	24	6.199	1:37.810	8	8.296	1:36.711	24	10.259	1:38.019
77	5.461	1:36.888	77	5.540	1:35.981	77	6.512	1:37.463	24	8.468	1:38.147	77	10.366	1:37.720
8	8.231	1:36.039	8	8.026	1:35.697	8	7.463	1:35.928	77	8.874	1:38.240	9	12.496	1:40.493
87	13.598	1:38.461	87	16.166	1:38.470	33	1 LAP	1:52.351	12	17.516	1:37.057	12	18.139	1:36.851
12	16.745	1:35.503	12	16.655	1:35.812	12	16.337	1:36.173	4	22.869	1:38.171	4	24.784	1:38.143
4	17.564	1:38.365	4	18.779	1:37.117	4	20.576	1:38.288	15	29.559	1:40.741	15	33.741	1:40.410
15	18.596	1:39.185	15	21.882	1:39.188	15	24.696	1:39.305	33	1 LAP	1:51.865	91	38.568	1:39.213
91	25.117	1:39.076	91	28.566	1:39.351	91	31.292	1:39.217	44	34.972	1:39.366	88	38.754	1:39.362
44	26.272	1:38.780	44	29.798	1:39.428	44	31.484	1:38.177	91	35.583	1:40.169	44	39.291	1:40.547
88	28.019	1:39.601	88	31.380	1:39.263	88	33.415	1:38.526	88	35.620	1:38.083	25	45.656	1:38.895
25	34.092	1:39.359	25	37.197	1:39.007	25	39.620	1:38.914	60	42.953	1:38.742	33	1 LAP	1:50.579
95	35.041	1:40.329	60	37.384	1:38.069	60	40.089	1:39.196	25	42.989	1:39.247	60	46.371	1:39.646
60	35.217	1:39.921	95	38.896	1:39.757	95	41.495	1:39.090	95	44.859	1:39.242	95	47.998	1:39.367
69	37.215	1:39.714	69	40.741	1:39.428	69	43.378	1:39.128	69	47.066	1:39.566	69	51.418	1:40.580
94	39.309	1:40.299	94	43.356	1:39.949	94	48.307	1:41.442	94	52.668	1:40.239	94	57.654	1:41.214
39	47.459	1:40.501	63	59.589	1:43.170	63	1:05.337	1:42.239	63	1:10.586	1:41.127	39	1:14.263	1:39.751
63	52.321	1:43.086	39	1:02.220	1:50.663	39	1:05.490	1:39.761	39	1:10.740	1:41.128	63	1:15.927	1:41.569
47	55.617	1:49.214	47	1:02.767	1:43.052	47	1:08.027	1:41.751	47	1:14.427	1:42.278	47	1:21.571	1:43.372
92	58.405	1:44.915	92	1:07.661	1:45.158	92	1:16.588	1:45.418	92	1:26.259	1:45.549	92	1:35.550	1:45.519
33	1:35.725	1:51.479												

Weather / Track : Cloudy / Dry

Snetterton 200
 Circuit Length = 1.9843 miles
 Start: 13:45 End: 14:03

Intersteps Championship

RACE 13 - CLASSIFICATION

POS	NO	CL	DRIVER / TEAM	CAR	LAPS	TIME	GAP	DIFF	MPH	BEST	ON
1	12		Ed JONES (UAE) Fortec Motorsport	Mygale FB08	16	20:12.571			94.25	1:14.677	11
2	10		Alex WALKER (GBR) Fortec Motorsport	Mygale FB08	16	20:16.999	4.428	4.428	93.91	1:14.806	12
3	54		James PEACE (GBR) MGR Motaworld	Mygale FB08	16	20:22.182	9.611	5.183	93.51	1:14.461	11
4	2		James NUTBROWN (GBR) Falcon Motorsport	Mygale FB08	16	20:23.838	11.267	1.656	93.39	1:14.852	15
5	11		Jake DENNIS (GBR) Fortec Motorsport	Mygale FB08	16	20:27.595	15.024	3.757	93.10	1:14.351	16
6	1		Patryk SZCZERBINSKI (POL) Falcon Motorsport	Mygale FB08	16	20:32.601	20.030	5.006	92.72	1:14.836	15
7	3		Ash ROBINSON (GBR) Falcon Motorsport	Mygale FB08	16	20:37.578	25.007	4.977	92.35	1:15.270	15
8	17		Jake JACKSON (GBR) TMS Atlantic	Mygale FB08	16	20:49.488	36.917	11.910	91.47	1:16.543	16
NOT CLASSIFIED											
DNF	16		Sarah MOORE (GBR) TMS Atlantic	Mygale FB08	12	15:38.090	4 laps	4 laps	91.37	1:15.940	12
FASTEST LAP											
	11		Jake DENNIS (GBR) Fortec Motorsport	Mygale FB08	16	1:14.351			96.07 mph	154.62 kph	

Weather / Track : Cloudy / Dry

These results are provisional until the conclusion of any judicial and technical matters.

Snetterton 200

Circuit Length = 1.9843 miles

Start: 14:17 End: 14:38

Clerk of Course :

Timekeeper :

Intersteps Championship

RACE 13 - LAP CHART

Lap 1			Lap 2			Lap 3			Lap 4			Lap 5		
No	Behind	Laptime	No	Behind	Laptime	No	Behind	Laptime	No	Behind	Laptime	No	Behind	Laptime
11		1:23.266	11		1:15.231	12		1:17.964	12		1:15.528	12		1:15.403
10	0.510	1:23.776	10	0.265	1:14.986	10	1.937	1:20.988	10	2.166	1:15.757	10	1.841	1:15.078
12	0.861	1:24.127	12	1.352	1:15.722	3	3.061	1:18.938	3	3.753	1:16.220	3	5.051	1:16.701
54	0.943	1:24.209	54	1.788	1:16.076	54	4.669	1:22.197	54	4.821	1:15.680	54	5.067	1:15.649
3	1.664	1:24.930	3	3.439	1:17.006	2	4.702	1:20.056	2	5.356	1:16.182	2	5.887	1:15.934
2	2.038	1:25.304	2	3.962	1:17.155	1	6.943	1:20.772	1	7.613	1:16.198	1	7.729	1:15.519
1	2.222	1:25.488	1	5.487	1:18.496	16	7.411	1:19.964	16	10.302	1:18.419	11	9.715	1:14.810
16	3.528	1:26.794	16	6.763	1:18.466	17	8.024	1:20.155	11	10.308	1:16.674	16	12.950	1:18.051
17	4.125	1:27.391	17	7.185	1:18.291	11	9.162	1:28.478	17	11.041	1:18.545	17	13.426	1:17.788

Weather / Track : Cloudy / Dry

Snetterton 200
 Circuit Length = 1.9843 miles
 Start: 14:17 End: 14:38

Intersteps Championship

RACE 13 - LAP CHART

Lap 6			Lap 7			Lap 8			Lap 9			Lap 10		
No	Behind	Laptime	No	Behind	Laptime	No	Behind	Laptime	No	Behind	Laptime	No	Behind	Laptime
12		1:15.155	12		1:15.065	12		1:14.784	12		1:14.742	12		1:14.779
10	1.668	1:14.982	10	1.549	1:14.946	10	1.885	1:15.120	10	2.915	1:15.772	10	3.471	1:15.335
54	5.994	1:16.082	54	6.554	1:15.625	54	6.759	1:14.989	54	6.986	1:14.969	54	7.131	1:14.924
3	6.782	1:16.886	2	9.443	1:17.540	2	9.772	1:15.113	2	10.201	1:15.171	2	10.443	1:15.021
2	6.968	1:16.236	3	10.398	1:18.681	3	14.984	1:19.370	11	17.305	1:17.006	11	17.382	1:14.856
1	7.931	1:15.357	11	10.571	1:16.321	11	15.041	1:19.254	1	17.764	1:17.139	1	17.955	1:14.970
11	9.315	1:14.755	1	11.073	1:18.207	1	15.367	1:19.078	3	18.868	1:18.626	3	19.963	1:15.874
16	15.277	1:17.482	16	17.413	1:17.201	16	19.484	1:16.855	16	21.432	1:16.690	16	22.890	1:16.237
17	16.315	1:18.044	17	18.822	1:17.572	17	21.134	1:17.096	17	23.067	1:16.675	17	25.037	1:16.749

Weather / Track : Cloudy / Dry

Snetterton 200
 Circuit Length = 1.9843 miles
 Start: 14:17 End: 14:38

Intersteps Championship
RACE 13 - LAP CHART

Lap 11			Lap 12			Lap 13			Lap 14			Lap 15		
No	Behind	Laptime	No	Behind	Laptime	No	Behind	Laptime	No	Behind	Laptime	No	Behind	Laptime
12		1:14.677	12		1:14.818	12		1:14.807	12		1:14.688	12		1:14.901
10	3.900	1:15.106	10	3.888	1:14.806	10	4.147	1:15.066	10	4.637	1:15.178	10	4.715	1:14.979
54	6.915	1:14.461	54	7.143	1:15.046	54	6.918	1:14.582	54	8.132	1:15.902	54	8.248	1:15.017
2	10.682	1:14.916	2	10.786	1:14.922	2	11.273	1:15.294	2	11.519	1:14.934	2	11.470	1:14.852
11	17.163	1:14.458	11	16.870	1:14.525	11	16.470	1:14.407	11	16.360	1:14.578	11	16.084	1:14.625
1	18.128	1:14.850	1	19.915	1:16.605	1	20.205	1:15.097	1	20.596	1:15.079	1	20.531	1:14.836
3	21.234	1:15.948	3	22.182	1:15.766	3	22.932	1:15.557	3	24.427	1:16.183	3	24.796	1:15.270
16	24.204	1:15.991	16	25.326	1:15.940	17	31.726	1:17.151	17	33.672	1:16.634	17	35.785	1:17.014
17	27.250	1:16.890	17	29.382	1:16.950									

Weather / Track : Cloudy / Dry

Snetterton 200
 Circuit Length = 1.9843 miles
 Start: 14:17 End: 14:38

Intersteps Championship

RACE 13 - LAP CHART

Lap 16		
No	Behind	Laptime
12		1:15.411
10	4.428	1:15.124
54	9.611	1:16.774
2	11.267	1:15.208
11	15.024	1:14.351
1	20.030	1:14.910
3	25.007	1:15.622
17	36.917	1:16.543

Weather / Track : Cloudy / Dry

Snetterton 200
Circuit Length = 1.9843 miles
Start: 14:17 End: 14:38

Dunlop Production Touring Car Trophy

RACE 14 - CLASSIFICATION

POS	NO	CL	NAME	ENTRY	LAPS	TIME	GAP	DIFF	MPH	BEST	ON
1	1	A	Adrian CHURCHILL	Vauxhall Astra VXR	15	20:43.789			86.14	1:21.564	5
2	6	A	Josh COOK	Renault Megane	15	20:46.599	2.810	2.810	85.95	1:22.220	8
3	5	A	Gary DUCKMAN	Seat Leon	15	20:54.591	10.802	7.992	85.40	1:22.673	10
4	8	A	Kevin GEORGE	Astra 2000 Turbo	15	20:55.064	11.275	0.473	85.37	1:21.521	10
5	10	A	Maurice HAYDEN	Renault Megane	15	21:08.907	25.118	13.843	84.44	1:23.050	6
6	3	A	Rob SMITH	BMW 330D E90	15	21:09.940	26.151	1.033	84.37	1:23.491	2
7	2	A	Thomas CARNABY	Vauxhall Astra VXR	15	21:10.081	26.292	0.141	84.36	1:23.254	3
8	7	A	Ryan BENSLEY	Vauxhall Astra VXR	15	21:11.248	27.459	1.167	84.28	1:23.306	9
9	28	A	Steve JOHNSON	Vauxhall Astra	15	21:15.559	31.770	4.311	84.00	1:23.404	6

NOT CLASSIFIED

<i>DNF</i>	15	A	Joseph GIRLING	Vauxhall Astra	10	14:07.726	5 laps	5 laps	84.26	1:22.891	6
<i>DNF</i>	9	A	Dan MALONE	Seat Leon Cupra	8	11:40.331	7 laps	2 laps	81.60	1:24.349	5
<i>DNF</i>	4	A	Liam MCMILLIAN	Seat Leon	7	9:43.845	8 laps	1 lap	85.64	1:22.078	5

FASTEST LAP

8	A	Kevin GEORGE	Astra 2000 Turbo	10	1:21.521	87.62 mph	141.02 kph
---	---	---------------------	------------------	----	----------	-----------	------------

Weather / Track : Bright / Dry

These results are provisional until the conclusion of any judicial and technical matters.

Snetterton 200

Circuit Length = 1.9843 miles

Start: 14:53 End: 15:14

Clerk of Course :		Timekeeper :	
-------------------	--	--------------	--

Dunlop Production Touring Car Trophy

RACE 14 - LAP CHART

Lap 1			Lap 2			Lap 3			Lap 4			Lap 5		
No	Behind	Laptime	No	Behind	Laptime	No	Behind	Laptime	No	Behind	Laptime	No	Behind	Laptime
6		1:28.367	4		1:22.500	4		1:22.229	4		1:23.082	4		1:22.078
4	0.875	1:29.242	6	0.637	1:24.012	6	1.186	1:22.778	1	0.926	1:22.635	1	0.412	1:21.564
5	1.290	1:29.657	5	1.648	1:23.733	1	1.373	1:21.853	6	1.609	1:23.505	6	1.922	1:22.391
1	1.802	1:30.169	1	1.749	1:23.322	5	3.013	1:23.594	5	2.850	1:22.919	5	3.884	1:23.112
15	2.953	1:31.320	15	3.359	1:23.781	15	4.771	1:23.641	15	4.990	1:23.301	15	5.814	1:22.902
3	4.083	1:32.450	3	4.199	1:23.491	3	5.634	1:23.664	3	6.233	1:23.681	3	8.023	1:23.868
2	4.259	1:32.626	2	4.652	1:23.768	2	5.677	1:23.254	2	7.269	1:24.674	8	9.863	1:24.553
10	5.050	1:33.417	10	5.280	1:23.605	8	7.351	1:24.246	8	7.388	1:23.119	10	10.433	1:23.977
8	5.638	1:34.005	8	5.334	1:23.071	7	8.132	1:24.119	10	8.534	1:23.435	2	10.725	1:25.534
7	6.169	1:34.536	7	6.242	1:23.448	10	8.181	1:25.130	7	8.984	1:23.934	7	10.926	1:24.020
9	7.272	1:35.639	9	8.877	1:24.980	9	12.168	1:25.520	28	13.881	1:24.623	28	16.083	1:24.280
28	7.671	1:36.038	28	9.241	1:24.945	28	12.340	1:25.328	9	15.643	1:26.557	9	17.914	1:24.349

Weather / Track : Bright / Dry

Snetterton 200
 Circuit Length = 1.9843 miles
 Start: 14:53 End: 15:14

Dunlop Production Touring Car Trophy

RACE 14 - LAP CHART

Lap 6			Lap 7			Lap 8			Lap 9			Lap 10		
No	Behind	Laptime	No	Behind	Laptime	No	Behind	Laptime	No	Behind	Laptime	No	Behind	Laptime
4		1:22.233	4		1:22.481	1		1:22.390	1		1:22.167	1		1:22.134
1	0.391	1:22.212	1	0.318	1:22.408	6	1.584	1:22.220	6	1.831	1:22.414	6	2.255	1:22.558
6	2.111	1:22.422	6	2.072	1:22.442	5	4.905	1:22.733	5	5.988	1:23.250	5	6.527	1:22.673
5	4.516	1:22.865	5	4.880	1:22.845	15	7.754	1:23.156	8	9.084	1:23.467	8	8.471	1:21.521
15	6.472	1:22.891	15	7.306	1:23.315	8	7.784	1:21.863	15	10.684	1:25.097	15	16.872	1:28.322
8	9.534	1:21.904	8	8.629	1:21.576	10	13.724	1:24.173	10	15.766	1:24.209	10	17.217	1:23.585
3	9.826	1:24.036	3	11.551	1:24.206	3	14.005	1:25.162	3	16.166	1:24.328	3	18.390	1:24.358
10	11.250	1:23.050	10	12.259	1:23.490	2	17.680	1:24.761	2	19.285	1:23.772	2	21.150	1:23.999
2	13.969	1:25.477	2	15.627	1:24.139	7	18.528	1:25.346	7	19.667	1:23.306	7	21.386	1:23.853
7	14.390	1:25.697	7	15.890	1:23.981	28	20.948	1:24.828	28	22.813	1:24.032	28	24.953	1:24.274
28	17.254	1:23.404	28	18.828	1:24.055	9	33.778	1:30.605						
9	21.108	1:25.427	9	25.881	1:27.254									

Weather / Track : Bright / Dry

Snetterton 200
 Circuit Length = 1.9843 miles
 Start: 14:53 End: 15:14

Dunlop Production Touring Car Trophy

RACE 14 - LAP CHART

Lap 11			Lap 12			Lap 13			Lap 14			Lap 15		
No	Behind	Laptime	No	Behind	Laptime	No	Behind	Laptime	No	Behind	Laptime	No	Behind	Laptime
1		1:22.335	1		1:22.329	1		1:22.481	1		1:22.388	1		1:23.402
6	2.588	1:22.668	6	2.740	1:22.481	6	2.923	1:22.664	6	3.230	1:22.695	6	2.810	1:22.982
5	6.867	1:22.675	5	7.647	1:23.109	5	10.052	1:24.886	5	10.355	1:22.691	5	10.802	1:23.849
8	8.177	1:22.041	8	7.829	1:21.981	8	10.693	1:25.345	8	10.679	1:22.374	8	11.275	1:23.998
10	19.163	1:24.281	10	20.786	1:23.952	10	22.651	1:24.346	10	24.350	1:24.087	10	25.118	1:24.170
3	20.772	1:24.717	3	22.031	1:23.588	3	23.885	1:24.335	3	25.391	1:23.894	3	26.151	1:24.162
2	22.769	1:23.954	2	23.992	1:23.552	2	25.100	1:23.589	2	26.266	1:23.554	2	26.292	1:23.428
7	23.622	1:24.571	7	24.875	1:23.582	7	26.302	1:23.908	7	27.323	1:23.409	7	27.459	1:23.538
28	26.367	1:23.749	28	27.901	1:23.863	28	29.201	1:23.781	28	30.330	1:23.517	28	31.770	1:24.842

Weather / Track : Bright / Dry

Snetterton 200
 Circuit Length = 1.9843 miles
 Start: 14:53 End: 15:14

Universal Racing Services Classic Formula Ford 2000 Championship

RACE 15 - CLASSIFICATION

POS	NO	CL	NAME	ENTRY	LAPS	TIME	GAP	DIFF	MPH	BEST	ON
1	1	A	Ian PEARSON	Van Diemen RF83	16	20:51.174			91.35	1:17.215	5
2	18	A	Tom POPE	Van Diemen RF82	16	21:15.331	24.157	24.157	89.61	1:18.161	10
3	72	A	Andrew STORER	Van Diemen RF82	16	21:15.923	24.749	0.592	89.57	1:18.160	16
4	19	A	scott TEMPLE	Van Diemen RF82	16	21:27.900	36.726	11.977	88.74	1:18.626	15
5	75	B	Colin WRIGHT	Reynard SF79	16	21:28.266	37.092	0.366	88.71	1:18.761	15
6	57	A	Chris LEVY	Van Diemen RF83	16	21:28.794	37.620	0.528	88.68	1:18.511	15
7	45	A	Robert PEARSON	Van Diemen RF82	16	21:45.488	54.314	16.694	87.54	1:19.979	8
8	49	A	Amnon NEEDHAM	Van Diemen RF82	16	21:55.430	1:04.256	9.942	86.88	1:18.927	16
9	46	A	Paul ALLEN	Van Diemen RF81	16	22:13.075	1:21.901	17.645	85.73	1:20.647	8
10	98	A	Rodney TOFT	Van Diemen RF82	15	21:04.485	1 lap	1 lap	84.73	1:21.963	15
11	26	A	Peter CHIPPINDALE	Van Diemen RF82	15	21:38.434	1 lap	33.949	82.52	1:18.849	12
12	66	A	Nigel CORRY	Van Diemen RF82	15	21:54.599	1 lap	16.165	81.50	1:18.634	15
NOT CLASSIFIED											
DNF	10	A	Philip HART	Van Diemen RF82	14	19:01.688	2 laps	1 lap	87.59	1:19.371	8
DNF	56	A	Paul BURT	Van Diemen RF82	9	12:15.394	7 laps	5 laps	87.42	1:19.743	7
FASTEST LAP											
1	A	Ian PEARSON	Van Diemen RF83	5	1:17.215	92.51 mph	148.88 kph				
75	B	Colin WRIGHT	Reynard SF79	15	1:18.761	90.69 mph	145.96 kph				

Weather / Track : Bright / Dry
 These results are provisional until the conclusion of any judicial and technical matters.

Snetterton 200
 Circuit Length = 1.9843 miles
 Start: 15:27 End: 15:49

Clerk of Course :	Timekeeper :
-------------------	--------------

Universal Racing Services Classic Formula Ford 2000 Championship

RACE 15 - LAP CHART

Lap 1			Lap 2			Lap 3			Lap 4			Lap 5		
No	Behind	Laptime	No	Behind	Laptime	No	Behind	Laptime	No	Behind	Laptime	No	Behind	Laptime
1		1:22.969	1		1:17.891	1		1:18.039	1		1:17.478	1		1:17.215
18	1.161	1:24.130	18	2.026	1:18.756	18	3.287	1:19.300	18	4.488	1:18.679	18	13.141	1:25.868
10	2.909	1:25.878	10	6.939	1:21.921	10	9.845	1:20.945	10	12.693	1:20.326	72	15.860	1:20.161
19	3.319	1:26.288	19	7.066	1:21.638	72	9.930	1:20.012	72	12.914	1:20.462	10	16.062	1:20.584
75	4.981	1:27.950	72	7.957	1:20.276	19	10.354	1:21.327	19	13.337	1:20.461	19	16.336	1:20.214
72	5.572	1:28.541	75	8.329	1:21.239	75	10.689	1:20.399	75	13.795	1:20.584	75	16.721	1:20.141
56	8.587	1:31.556	56	11.955	1:21.259	56	13.908	1:19.992	56	16.963	1:20.533	56	20.179	1:20.431
49	9.901	1:32.870	49	13.956	1:21.946	49	16.925	1:21.008	49	20.823	1:21.376	57	23.549	1:19.939
57	10.497	1:33.466	57	14.217	1:21.611	57	17.756	1:21.578	57	20.825	1:20.547	49	23.978	1:20.370
45	10.660	1:33.629	45	15.123	1:22.354	45	18.858	1:21.774	45	22.464	1:21.084	45	25.482	1:20.233
46	11.215	1:34.184	26	1 LAP	2:59.579	26	1 LAP	1:24.361	26	1 LAP	1:21.202	26	1 LAP	1:19.852
66	12.012	1:34.981	98	21.040	1:25.645	46	25.876	1:22.596	46	29.466	1:21.068	46	33.209	1:20.958
98	13.286	1:36.255	46	21.319	1:27.995	98	27.145	1:24.144	98	33.112	1:23.445	98	39.359	1:23.462
						66	1 LAP	2:54.560	66	1 LAP	1:26.328	66	1 LAP	1:21.271

Weather / Track : Bright / Dry

Snetterton 200
 Circuit Length = 1.9843 miles
 Start: 15:27 End: 15:49

Universal Racing Services Classic Formula Ford 2000 Championship
RACE 15 - LAP CHART

Lap 6			Lap 7			Lap 8			Lap 9			Lap 10		
No	Behind	Laptime	No	Behind	Laptime	No	Behind	Laptime	No	Behind	Laptime	No	Behind	Laptime
1		1:17.866	1		1:18.047	1		1:18.281	1		1:18.137	1		1:17.838
18	14.560	1:19.285	18	15.446	1:18.933	18	15.675	1:18.510	18	16.624	1:19.086	18	16.947	1:18.161
72	17.053	1:19.059	72	18.269	1:19.263	72	18.973	1:18.985	72	20.046	1:19.210	72	21.075	1:18.867
10	18.046	1:19.850	10	19.915	1:19.916	10	21.005	1:19.371	10	22.854	1:19.986	10	24.691	1:19.675
19	18.298	1:19.828	19	20.092	1:19.841	19	21.433	1:19.622	19	23.064	1:19.768	19	24.880	1:19.654
75	18.927	1:20.072	75	20.287	1:19.407	75	21.942	1:19.936	75	23.252	1:19.447	75	25.195	1:19.781
56	22.267	1:19.954	56	23.963	1:19.743	56	26.042	1:20.360	56	29.471	1:21.566	56	31.688	1:19.767
57	25.097	1:19.414	57	26.288	1:19.238	57	27.147	1:19.140	57	29.759	1:20.749	57	37.389	1:20.962
49	26.231	1:20.119	49	27.985	1:19.801	49	28.836	1:19.132	49	30.485	1:19.786	49	1 LAP	1:20.024
45	27.735	1:20.119	45	30.022	1:20.334	45	31.720	1:19.979	45	34.265	1:20.682	45	49.817	1:21.805
26	1 LAP	1:19.560	26	1 LAP	1:19.485	26	1 LAP	1:19.548	26	1 LAP	1:19.315	26	53.889	1:41.242
46	36.576	1:21.233	46	40.580	1:22.051	46	42.946	1:20.647	46	45.850	1:21.041	46	1 LAP	1:19.888
98	45.138	1:23.645	66	1 LAP	1:20.602	66	1 LAP	1:20.007	66	1 LAP	1:19.828	66	1:08.399	1:23.319
66	1 LAP	1:20.414	98	51.791	1:24.700	98	57.326	1:23.816	98	1:02.918	1:23.729			

Weather / Track : Bright / Dry

Snetterton 200
 Circuit Length = 1.9843 miles
 Start: 15:27 End: 15:49

Universal Racing Services Classic Formula Ford 2000 Championship

RACE 15 - LAP CHART

Lap 11			Lap 12			Lap 13			Lap 14			Lap 15		
No	Behind	Laptime	No	Behind	Laptime	No	Behind	Laptime	No	Behind	Laptime	No	Behind	Laptime
1		1:17.933	1		1:17.781	1		1:17.876	1		1:17.868	1		1:18.024
18	17.381	1:18.367	18	18.524	1:18.924	98	1 LAP	1:22.342	98	1 LAP	1:23.152	98	1 LAP	1:21.980
72	21.729	1:18.587	72	23.109	1:19.161	18	19.735	1:19.087	18	20.723	1:18.856	18	21.911	1:19.212
10	26.651	1:19.893	10	28.909	1:20.039	72	23.881	1:18.648	72	24.247	1:18.234	72	24.520	1:18.297
19	26.882	1:19.935	19	29.229	1:20.128	75	32.304	1:20.787	75	33.408	1:18.972	75	34.145	1:18.761
75	27.312	1:20.050	75	29.393	1:19.862	19	33.315	1:21.962	19	34.758	1:19.311	19	35.360	1:18.626
57	32.529	1:18.774	57	33.625	1:18.877	57	35.415	1:19.666	57	36.234	1:18.687	57	36.721	1:18.511
45	39.729	1:20.273	26	1 LAP	1:18.951	10	39.668	1:28.635	26	1 LAP	1:19.417	26	1 LAP	1:19.542
26	1 LAP	1:19.336	45	42.899	1:20.951	26	1 LAP	1:18.849	10	46.469	1:24.669	45	51.828	1:21.219
46	53.369	1:21.485	46	57.395	1:21.807	45	45.610	1:20.587	45	48.633	1:20.891	66	1 LAP	1:19.291
66	1 LAP	1:20.052	66	1 LAP	1:19.475	66	1 LAP	1:19.876	66	1 LAP	1:19.392	49	1:03.260	1:19.003
49	57.160	1:21.204	49	58.871	1:19.492	49	1:00.710	1:19.715	49	1:02.281	1:19.439	46	1:16.596	1:25.749
98	1:13.354	1:22.888				46	1:02.130	1:22.611	46	1:08.871	1:24.609			

Weather / Track : Bright / Dry

Snetterton 200
Circuit Length = 1.9843 miles
Start: 15:27 End: 15:49

Universal Racing Services Classic Formula Ford 2000 Championship
RACE 15 - LAP CHART

Lap 16		
No	Behind	Laptime
1		1:17.931
98	1 LAP	1:21.963
18	24.157	1:20.177
72	24.749	1:18.160
19	36.726	1:19.297
75	37.092	1:20.878
57	37.620	1:18.830
26	1 LAP	1:19.413
45	54.314	1:20.417
66	1 LAP	1:18.634
49	1:04.256	1:18.927
46	1:21.901	1:23.236

Weather / Track : Bright / Dry

Snetterton 200
Circuit Length = 1.9843 miles
Start: 15:27 End: 15:49

Dunlop Mini Miglia Challenge

RACE 16 - CLASSIFICATION

POS	NO	CL	NAME	ENTRY	LAPS	TIME	GAP	DIFF	MPH	BEST	ON
1	20		Endaf OWENS	Mini Welsh Miglia	10	16:37.655			71.60	1:26.195	6
2	7		Sarah MUNNS	Mini Miglia	10	16:38.041	0.386	0.386	71.57	1:26.198	5
3	69		Tony LEMAY	Rover mini	10	16:38.650	0.995	0.609	71.53	1:25.831	4
4	3		Dave DREW	Mini Miglia	10	16:39.100	1.445	0.450	71.49	1:26.052	7
5	2		Colin PEACOCK	Mini Miglia	10	16:42.417	4.762	3.317	71.26	1:26.170	7
6	11		Kane ASTIN	MINI Miglia	10	16:43.547	5.892	1.130	71.18	1:26.359	4
7	1		Paul THOMPSON	Mini Austin	10	16:44.268	6.613	0.721	71.13	1:26.740	7
8	53		Niven BURGE	Mini Miglia	10	16:44.835	7.180	0.567	71.09	1:27.218	8
9	21		Aaron SMITH	Mini Miglia	10	16:45.418	7.763	0.583	71.04	1:26.781	4
10	8		Mark SIMS	Mini Miglia	10	16:50.310	12.655	4.892	70.70	1:27.216	2
11	55		Michael GREEN	Mini Miglia	10	16:51.323	13.668	1.013	70.63	1:27.320	4
12	28		Robert HUMPHREYS	MINI Miglia	10	16:51.586	13.931	0.263	70.61	1:28.314	2
13	10		Robert HOWARD	Mini Miglia	10	16:51.709	14.054	0.123	70.60	1:28.624	2
14	13		Phil HARVEY	Mini Motley	10	16:52.694	15.039	0.985	70.53	1:28.204	2
NOT CLASSIFIED											
DNF	23		Rupert DEETH	Mini Miglia	7	10:36.734	3 laps	3 laps	78.53	1:28.830	2
DNF	9		Mark COWAN	MINI Miglia	5	7:37.958	5 laps	2 laps	77.99	1:28.436	3
FASTEST LAP											
69			Tony LEMAY	Rover mini	4	1:25.831		83.22 mph		133.94 kph	

Weather / Track : Sunny / Dry
 These results are provisional until the conclusion of any judicial and technical matters.

Snetterton 200
 Circuit Length = 1.9843 miles
 Start: 16:06 End: 16:23

Clerk of Course :		Timekeeper :
-------------------	--	--------------

Dunlop Mini Miglia Challenge

RACE 16 - LAP CHART

Lap 1			Lap 2			Lap 3			Lap 4			Lap 5		
No	Behind	Laptime	No	Behind	Laptime	No	Behind	Laptime	No	Behind	Laptime	No	Behind	Laptime
7		1:34.077	20		1:26.982	20		1:26.434	20		1:26.314	20		1:26.464
11	0.052	1:34.129	11	0.610	1:28.105	7	0.973	1:26.741	7	0.923	1:26.264	7	0.657	1:26.198
20	0.565	1:34.642	7	0.666	1:28.213	11	1.708	1:27.532	11	1.753	1:26.359	69	1.643	1:26.132
69	0.727	1:34.804	69	1.150	1:27.970	2	2.233	1:27.394	69	1.975	1:25.831	11	1.898	1:26.609
53	0.972	1:35.049	2	1.273	1:27.413	69	2.458	1:27.742	2	2.532	1:26.613	2	2.476	1:26.408
2	1.407	1:35.484	53	1.590	1:28.165	3	2.688	1:27.305	3	2.659	1:26.285	3	2.614	1:26.419
3	1.873	1:35.950	3	1.817	1:27.491	53	3.418	1:28.262	53	4.501	1:27.397	53	5.611	1:27.574
8	2.492	1:36.569	8	2.161	1:27.216	8	3.567	1:27.840	8	4.951	1:27.698	1	5.650	1:27.026
1	2.776	1:36.853	1	2.729	1:27.500	1	3.971	1:27.676	1	5.088	1:27.431	8	6.019	1:27.532
55	3.503	1:37.580	55	3.485	1:27.529	21	4.715	1:27.591	21	5.182	1:26.781	21	6.147	1:27.429
21	4.177	1:38.254	21	3.558	1:26.928	55	4.833	1:27.782	55	5.839	1:27.320	55	6.863	1:27.488
28	4.536	1:38.613	28	5.303	1:28.314	28	7.466	1:28.597	28	10.320	1:29.168	28	13.459	1:29.603
10	4.907	1:38.984	10	5.984	1:28.624	13	9.437	1:29.117	10	12.624	1:29.134	10	15.903	1:29.743
23	5.402	1:39.479	23	6.685	1:28.830	10	9.804	1:30.254	9	13.837	1:29.765	13	16.928	1:29.449
13	6.097	1:40.174	13	6.754	1:28.204	9	10.386	1:28.436	13	13.943	1:30.820	9	17.122	1:29.749
9	6.773	1:40.850	9	8.384	1:29.158	23	10.716	1:30.465	23	14.412	1:30.010	23	17.309	1:29.361

Weather / Track : Sunny / Dry

Snetterton 200
 Circuit Length = 1.9843 miles
 Start: 16:06 End: 16:23

Dunlop Mini Miglia Challenge

RACE 16 - LAP CHART

Lap 6			Lap 7			Lap 8			Lap 9			Lap 10		
No	Behind	Laptime	No	Behind	Laptime	No	Behind	Laptime	No	Behind	Laptime	No	Behind	Laptime
20		1:26.195	20		1:26.651	20		1:26.833	20		2:34.005	20		2:23.135
7	0.714	1:26.252	7	0.368	1:26.305	7	0.450	1:26.915	7	0.590	2:34.145	7	0.386	2:22.931
69	2.616	1:27.168	69	2.761	1:26.796	69	2.762	1:26.834	69	2.017	2:33.260	69	0.995	2:22.113
11	2.743	1:27.040	2	2.834	1:26.170	3	2.923	1:26.881	3	2.481	2:33.563	3	1.445	2:22.099
2	3.315	1:27.034	3	2.875	1:26.052	2	3.095	1:27.094	2	3.979	2:34.889	2	4.762	2:23.918
3	3.474	1:27.055	11	3.605	1:27.513	11	3.576	1:26.804	11	5.448	2:35.877	11	5.892	2:23.579
53	7.431	1:28.015	1	8.176	1:26.740	1	8.322	1:26.979	1	6.640	2:32.323	1	6.613	2:23.108
1	8.087	1:28.632	53	8.701	1:27.921	53	9.086	1:27.218	53	7.306	2:32.225	53	7.180	2:23.009
8	8.245	1:28.421	8	9.117	1:27.523	21	9.464	1:27.090	21	7.857	2:32.398	21	7.763	2:23.041
21	8.400	1:28.448	21	9.207	1:27.458	8	10.486	1:28.202	8	9.009	2:32.528	8	12.655	2:26.781
55	8.961	1:28.293	55	9.822	1:27.512	55	10.776	1:27.787	55	10.210	2:33.439	55	13.668	2:26.593
28	16.586	1:29.322	28	19.396	1:29.461	28	21.790	1:29.227	28	10.539	2:22.754	28	13.931	2:26.527
10	18.717	1:29.009	13	22.485	1:30.048	10	26.587	1:30.785	10	10.781	2:18.199	10	14.054	2:26.408
13	19.088	1:28.355	10	22.635	1:30.569	13	29.856	1:34.204	13	12.252	2:16.401	13	15.039	2:25.922
23	20.055	1:28.941	23	23.052	1:29.648									

Weather / Track : Sunny / Dry

Snetterton 200
 Circuit Length = 1.9843 miles
 Start: 16:06 End: 16:23