



TRUCK FESTIVAL RACE MEETING

Brands Hatch Indy Circuit

30th & 31st October 2010



Results Provided by Timing Solutions Ltd

www.tsl-timing.com

Legends Cars Championship

QUALIFYING - RACE 1 - CLASSIFICATION

POS	NO	CL	NAME	ENTRY	TIME	ON	LAPS	GAP	DIFF	MPH
1	8		Nick BRACE	Legend 34 Coupe	1:05.734	7	11			65.64
2	43		Matthew PAPE	Legend 34 Ford Coupe	1:05.999	11	12	0.265	0.265	65.38
3	11		Simon BELCHER	Legend 34 Ford Coupe	1:06.231	12	13	0.497	0.232	65.15
4	19		Lawrence DAVEY	Legend Ford Coupe	1:06.309	9	10	0.575	0.078	65.07
5	7		Dean BRACE	Legend Ford Coupe	1:06.704	3	11	0.970	0.395	64.68
6	2		Darren GAULTON	Legend Ford Coupe	1:06.810	13	13	1.076	0.106	64.58
7	66		Stephen WHITELEGG	Legend 37 Ford Sedan	1:07.045	12	13	1.311	0.235	64.36
8	32		Peter MORTON	Legend Chevy Coupe	1:07.275	9	13	1.541	0.230	64.14
9	96		Paul O'BRIEN	Legend Ford Sedan	1:07.563	9	13	1.829	0.288	63.86
10	33		Chris BELL	Legend Chevy Coupe	1:07.643	7	8	1.909	0.080	63.79
11	55		Ben POWER	Legend 34 Ford Coupe	1:07.810	11	13	2.076	0.167	63.63
12	52		Gareth MARTIN	Legend Ford Coupe	1:08.009	9	13	2.275	0.199	63.44
13	41		Eliot BUNN	Legend Chevy Sedan	1:08.427	7	13	2.693	0.418	63.06
14	12		Stephen TREHERNE	Legend Ford	1:08.557	2	5	2.823	0.130	62.94
15	34		John BELL	Legend Chevy Coupe	1:09.135	12	12	3.401	0.578	62.41
16	29		Nathan ANTHONY	Legend 34 Ford Coupe	1:09.138	7	13	3.404	0.003	62.41
17	53		Dominic SPURR	Legend 37 Ford	1:09.176	10	13	3.442	0.038	62.37
18	49		David WARD	Legend 37 Dodge Sedan	1:09.191	13	13	3.457	0.015	62.36
19	13		Steve LINDSEY	Legend Ford	1:10.338	4	4	4.604	1.147	61.34
20	39		Jessica GWYNNE	Legend Coupe	1:10.814	4	7	5.080	0.476	60.93
21	15		Paul SIMMONS	Legend Ford Coupe	1:10.898	7	8	5.164	0.084	60.86
22	4		John MICKEL	Legend 34 Coupe	1:11.096	3	8	5.362	0.198	60.69
23	14		Paul MUSSELLE	Legend 34 Coupe	1:11.417	3	8	5.683	0.321	60.42
24	47		David JONES	Legend Ford Coupe	1:13.060	11	12	7.326	1.643	59.06

Car 7 - Please fit a working transponder

Brands Hatch Indy
Circuit Length = 1.1986 miles
Start: 09:00 End: 09:16

Weather / Track : Bright / Dry
These results are provisional until the conclusion of any judicial and technical matters.

Clerk of Course :		Timekeeper :
-------------------	--	--------------

Legends Cars Championship

QUALIFYING - RACE 1 - LAP ANALYSIS

2	Darren GAULTON		Legend Ford Coupe				
1 -	1:14.184	+ 7.374	9:01:40.438	8 -	1:10.238	+ 3.428	9:09:48.000
2 -	1:11.169	+ 4.359	9:02:51.607	9 -	1:07.633	+ 0.823	9:10:55.633
3 -	1:08.835	+ 2.025	9:04:00.442	10 -	1:08.298	+ 1.488	9:12:03.931
4 -	1:08.244	+ 1.434	9:05:08.686	11 -	1:07.567	+ 0.757	9:13:11.498
5 -	1:10.444	+ 3.634	9:06:19.130	12 -	1:06.816	+ 0.006	9:14:18.314
6 -	1:09.531	+ 2.721	9:07:28.661	13 -	1:06.810		9:15:25.124
7 -	1:09.101	+ 2.291	9:08:37.762				
4	John MICKEL		Legend 34 Coupe				
1 -	1:15.898	+ 4.802	9:01:33.390	5 -	1:12.204	+ 1.108	9:06:19.870
2 -	1:11.531	+ 0.435	9:02:44.921	6 -	2:34.600 P	+ 1:23.504	9:08:54.470
3 -	1:11.096		9:03:56.017	7 -	1:16.079	+ 4.983	9:10:10.549
4 -	1:11.649	+ 0.553	9:05:07.666	8 -	2:10.551 P	+ 59.455	9:12:21.100
7	Dean BRACE		Legend Ford Coupe				
1 -	1:09.664	+ 2.960	9:02:33.125	7 -	1:08.562	+ 1.858	9:09:31.717
2 -	1:07.982	+ 1.278	9:03:41.107	8 -	1:08.583	+ 1.879	9:10:40.300
3 -	1:06.704		9:04:47.811	9 -	1:07.796	+ 1.092	9:11:48.096
4 -	1:07.579	+ 0.875	9:05:55.390	10 -	1:08.187	+ 1.483	9:12:56.283
5 -	1:17.587	+ 10.883	9:07:12.977	11 -	2:13.677 P	+ 1:06.973	9:15:09.960
6 -	1:10.178	+ 3.474	9:08:23.155				
8	Nick BRACE		Legend 34 Coupe				
1 -	1:14.717	+ 8.983	9:01:22.281	7 -	1:05.734		9:08:03.136
2 -	1:08.173	+ 2.439	9:02:30.454	8 -	1:06.285	+ 0.551	9:09:09.421
3 -	1:07.101	+ 1.367	9:03:37.555	9 -	1:36.181	+ 30.447	9:10:45.602
4 -	1:06.497	+ 0.763	9:04:44.052	10 -	1:12.451	+ 6.717	9:11:58.053
5 -	1:06.046	+ 0.312	9:05:50.098	11 -	2:01.875 P	+ 56.141	9:13:59.928
6 -	1:07.304	+ 1.570	9:06:57.402				
11	Simon BELCHER		Legend 34 Ford Coupe				
1 -	1:16.027	+ 9.796	9:01:37.917	8 -	1:07.575	+ 1.344	9:09:39.240
2 -	1:10.918	+ 4.687	9:02:48.835	9 -	1:08.110	+ 1.879	9:10:47.350
3 -	1:08.465	+ 2.234	9:03:57.300	10 -	1:07.293	+ 1.062	9:11:54.643
4 -	1:09.111	+ 2.880	9:05:06.411	11 -	1:06.591	+ 0.360	9:13:01.234
5 -	1:09.293	+ 3.062	9:06:15.704	12 -	1:06.231		9:14:07.465
6 -	1:07.417	+ 1.186	9:07:23.121	13 -	1:07.341	+ 1.110	9:15:14.806
7 -	1:08.544	+ 2.313	9:08:31.665				
12	Stephen TREHERNE		Legend Ford				
1 -	1:13.757	+ 5.200	9:01:48.152	4 -	1:34.714	+ 26.157	9:06:57.525
2 -	1:08.557		9:02:56.709	5 -	1:49.258 P	+ 40.701	9:08:46.783
3 -	2:26.102 P	+ 1:17.545	9:05:22.811				
13	Steve LINDSEY		Legend Ford				
1 -	1:22.683	+ 12.345	9:02:02.224	3 -	1:12.809	+ 2.471	9:04:28.767
2 -	1:13.734	+ 3.396	9:03:15.958	4 -	1:10.338		9:05:39.105
14	Paul MUSSELLE		Legend 34 Coupe				
1 -	1:17.458	+ 6.041	9:01:37.608	5 -	1:11.609	+ 0.192	9:06:25.737
2 -	1:12.415	+ 0.998	9:02:50.023	6 -	2:31.128 P	+ 1:19.711	9:08:56.865
3 -	1:11.417		9:04:01.440	7 -	1:15.865	+ 4.448	9:10:12.730
4 -	1:12.688	+ 1.271	9:05:14.128	8 -	2:52.404 P	+ 1:40.987	9:13:05.134
15	Paul SIMMONS		Legend Ford Coupe				
1 -	1:17.585	+ 6.687	9:01:28.538	5 -	2:30.705 P	+ 1:19.807	9:07:36.312
2 -	1:12.499	+ 1.601	9:02:41.037	6 -	1:15.340	+ 4.442	9:08:51.652
3 -	1:12.181	+ 1.283	9:03:53.218	7 -	1:10.898		9:10:02.550
4 -	1:12.389	+ 1.491	9:05:05.607	8 -	2:07.792 P	+ 56.894	9:12:10.342

Car 7 - Please fit a working transponder

Weather / Track : Bright / Dry

Brands Hatch Indy
Circuit Length = 1.1986 miles
Start: 09:00 End: 09:16

Legends Cars Championship

QUALIFYING - RACE 1 - LAP ANALYSIS

19	Lawrence DAVEY			Legend Ford Coupe			
1 -	1:12.797	+ 6.488	9:01:25.712	6 -	1:06.552	+ 0.243	9:06:59.263
2 -	1:06.960	+ 0.651	9:02:32.672	7 -	3:41.274 P	+ 2:34.965	9:10:40.537
3 -	1:06.994	+ 0.685	9:03:39.666	8 -	1:10.938	+ 4.629	9:11:51.475
4 -	1:06.540	+ 0.231	9:04:46.206	9 -	1:06.309		9:12:57.784
5 -	1:06.505	+ 0.196	9:05:52.711	10 -	2:43.202 P	+ 1:36.893	9:15:40.986
29	Nathan ANTHONY			Legend 34 Ford Coupe			
1 -	1:18.505	+ 9.367	9:01:30.572	8 -	1:12.623	+ 3.485	9:09:49.723
2 -	1:11.804	+ 2.666	9:02:42.376	9 -	1:09.602	+ 0.464	9:10:59.325
3 -	1:11.941	+ 2.803	9:03:54.317	10 -	1:11.447	+ 2.309	9:12:10.772
4 -	1:11.712	+ 2.574	9:05:06.029	11 -	1:10.212	+ 1.074	9:13:20.984
5 -	1:11.051	+ 1.913	9:06:17.080	12 -	1:09.943	+ 0.805	9:14:30.927
6 -	1:10.882	+ 1.744	9:07:27.962	13 -	1:10.042	+ 0.904	9:15:40.969
7 -	1:09.138		9:08:37.100				
32	Peter MORTON			Legend Chevy Coupe			
1 -	1:14.154	+ 6.879	9:01:49.584	8 -	1:07.348	+ 0.073	9:09:53.700
2 -	1:10.787	+ 3.512	9:03:00.371	9 -	1:07.275		9:11:00.975
3 -	1:11.910	+ 4.635	9:04:12.281	10 -	1:08.832	+ 1.557	9:12:09.807
4 -	1:08.959	+ 1.684	9:05:21.240	11 -	1:09.032	+ 1.757	9:13:18.839
5 -	1:08.571	+ 1.296	9:06:29.811	12 -	1:08.667	+ 1.392	9:14:27.506
6 -	1:08.716	+ 1.441	9:07:38.527	13 -	1:08.090	+ 0.815	9:15:35.596
7 -	1:07.825	+ 0.550	9:08:46.352				
33	Chris BELL			Legend Chevy Coupe			
1 -	1:14.763	+ 7.120	9:01:48.246	5 -	1:08.533	+ 0.890	9:06:24.181
2 -	1:10.027	+ 2.384	9:02:58.273	6 -	1:07.851	+ 0.208	9:07:32.032
3 -	1:08.434	+ 0.791	9:04:06.707	7 -	1:07.643		9:08:39.675
4 -	1:08.941	+ 1.298	9:05:15.648	8 -	3:21.786 P	+ 2:14.143	9:12:01.461
34	John BELL			Legend Chevy Coupe			
1 -	1:16.775	+ 7.640	9:01:44.384	7 -	1:11.536	+ 2.401	9:08:56.180
2 -	1:15.191	+ 6.056	9:02:59.575	8 -	1:09.319	+ 0.184	9:10:05.499
3 -	1:14.372	+ 5.237	9:04:13.947	9 -	1:09.161	+ 0.026	9:11:14.660
4 -	1:10.681	+ 1.546	9:05:24.628	10 -	1:10.264	+ 1.129	9:12:24.924
5 -	1:09.166	+ 0.031	9:06:33.794	11 -	1:09.744	+ 0.609	9:13:34.668
6 -	1:10.850	+ 1.715	9:07:44.644	12 -	1:09.135		9:14:43.803
39	Jessica GWYNNE			Legend Coupe			
1 -	1:17.279	+ 6.465	9:01:46.481	5 -	2:16.425 P	+ 1:05.611	9:07:40.484
2 -	1:13.533	+ 2.719	9:03:00.014	6 -	1:15.684	+ 4.870	9:08:56.168
3 -	1:13.231	+ 2.417	9:04:13.245	7 -	5:20.862 P	+ 4:10.048	9:14:17.030
4 -	1:10.814		9:05:24.059				
41	Eliot BUNN			Legend Chevy Sedan			
1 -	1:16.660	+ 8.233	9:01:39.424	8 -	1:08.838	+ 0.411	9:09:50.392
2 -	1:12.317	+ 3.890	9:02:51.741	9 -	1:09.379	+ 0.952	9:10:59.771
3 -	1:12.291	+ 3.864	9:04:04.032	10 -	1:09.706	+ 1.279	9:12:09.477
4 -	1:11.190	+ 2.763	9:05:15.222	11 -	1:08.858	+ 0.431	9:13:18.335
5 -	1:09.242	+ 0.815	9:06:24.464	12 -	1:08.955	+ 0.528	9:14:27.290
6 -	1:08.663	+ 0.236	9:07:33.127	13 -	1:08.587	+ 0.160	9:15:35.877
7 -	1:08.427		9:08:41.554				
43	Matthew PAPE			Legend 34 Ford Coupe			
1 -	1:14.636	+ 8.637	9:01:28.745	7 -	2:24.637 P	+ 1:18.638	9:09:29.680
2 -	1:09.416	+ 3.417	9:02:38.161	8 -	1:10.588	+ 4.589	9:10:40.268
3 -	1:07.524	+ 1.525	9:03:45.685	9 -	1:06.274	+ 0.275	9:11:46.542
4 -	1:06.492	+ 0.493	9:04:52.177	10 -	1:06.633	+ 0.634	9:12:53.175
5 -	1:06.408	+ 0.409	9:05:58.585	11 -	1:05.999		9:13:59.174
6 -	1:06.458	+ 0.459	9:07:05.043	12 -	1:06.885	+ 0.886	9:15:06.059

Car 7 - Please fit a working transponder

Weather / Track : Bright / Dry

Brands Hatch Indy
Circuit Length = 1.1986 miles
Start: 09:00 End: 09:16

Legends Cars Championship

QUALIFYING - RACE 1 - LAP ANALYSIS

47	David JONES		Legend Ford Coupe				
1 -	1:24.836	+ 11.776	9:02:01.762	7 -	1:15.240	+ 2.180	9:09:38.195
2 -	1:16.727	+ 3.667	9:03:18.489	8 -	1:14.758	+ 1.698	9:10:52.953
3 -	1:16.776	+ 3.716	9:04:35.265	9 -	1:13.692	+ 0.632	9:12:06.645
4 -	1:15.199	+ 2.139	9:05:50.464	10 -	1:13.632	+ 0.572	9:13:20.277
5 -	1:15.846	+ 2.786	9:07:06.310	11 -	1:13.060		9:14:33.337
6 -	1:16.645	+ 3.585	9:08:22.955	12 -	1:14.138	+ 1.078	9:15:47.475
49	David WARD		Legend 37 Dodge Sedan				
1 -	1:17.220	+ 8.029	9:01:32.436	8 -	1:10.935	+ 1.744	9:09:49.901
2 -	1:11.968	+ 2.777	9:02:44.404	9 -	1:09.746	+ 0.555	9:10:59.647
3 -	1:10.397	+ 1.206	9:03:54.801	10 -	1:09.622	+ 0.431	9:12:09.269
4 -	1:11.871	+ 2.680	9:05:06.672	11 -	1:09.236	+ 0.045	9:13:18.505
5 -	1:12.327	+ 3.136	9:06:18.999	12 -	1:09.690	+ 0.499	9:14:28.195
6 -	1:09.664	+ 0.473	9:07:28.663	13 -	1:09.191		9:15:37.386
7 -	1:10.303	+ 1.112	9:08:38.966				
52	Gareth MARTIN		Legend Ford Coupe				
1 -	1:16.575	+ 8.566	9:01:40.705	8 -	1:09.922	+ 1.913	9:09:47.167
2 -	1:11.395	+ 3.386	9:02:52.100	9 -	1:08.009		9:10:55.176
3 -	1:10.262	+ 2.253	9:04:02.362	10 -	1:08.295	+ 0.286	9:12:03.471
4 -	1:09.960	+ 1.951	9:05:12.322	11 -	1:11.450	+ 3.441	9:13:14.921
5 -	1:08.326	+ 0.317	9:06:20.648	12 -	1:08.755	+ 0.746	9:14:23.676
6 -	1:08.583	+ 0.574	9:07:29.231	13 -	1:41.644 P	+ 33.635	9:16:05.320
7 -	1:08.014	+ 0.005	9:08:37.245				
53	Dominic SPURR		Legend 37 Ford				
1 -	1:20.278	+ 11.102	9:01:52.791	8 -	1:10.514	+ 1.338	9:10:08.662
2 -	1:11.101	+ 1.925	9:03:03.892	9 -	1:10.111	+ 0.935	9:11:18.773
3 -	1:10.907	+ 1.731	9:04:14.799	10 -	1:09.176		9:12:27.949
4 -	1:10.338	+ 1.162	9:05:25.137	11 -	1:10.321	+ 1.145	9:13:38.270
5 -	1:10.659	+ 1.483	9:06:35.796	12 -	1:10.275	+ 1.099	9:14:48.545
6 -	1:11.748	+ 2.572	9:07:47.544	13 -	1:10.347	+ 1.171	9:15:58.892
7 -	1:10.604	+ 1.428	9:08:58.148				
55	Ben POWER		Legend 34 Ford Coupe				
1 -	1:15.970	+ 8.160	9:01:34.922	8 -	1:08.048	+ 0.238	9:09:38.956
2 -	1:10.311	+ 2.501	9:02:45.233	9 -	1:08.815	+ 1.005	9:10:47.771
3 -	1:09.838	+ 2.028	9:03:55.071	10 -	1:07.995	+ 0.185	9:11:55.766
4 -	1:09.904	+ 2.094	9:05:04.975	11 -	1:07.810		9:13:03.576
5 -	1:08.440	+ 0.630	9:06:13.415	12 -	1:08.111	+ 0.301	9:14:11.687
6 -	1:08.760	+ 0.950	9:07:22.175	13 -	1:08.104	+ 0.294	9:15:19.791
7 -	1:08.733	+ 0.923	9:08:30.908				
66	Stephen WHITELEGG		Legend 37 Ford Sedan				
1 -	1:16.136	+ 9.091	9:01:32.309	8 -	1:08.168	+ 1.123	9:09:40.170
2 -	1:10.363	+ 3.318	9:02:42.672	9 -	1:09.450	+ 2.405	9:10:49.620
3 -	1:11.075	+ 4.030	9:03:53.747	10 -	1:09.072	+ 2.027	9:11:58.692
4 -	1:09.864	+ 2.819	9:05:03.611	11 -	1:08.356	+ 1.311	9:13:07.048
5 -	1:09.083	+ 2.038	9:06:12.694	12 -	1:07.045		9:14:14.093
6 -	1:09.474	+ 2.429	9:07:22.168	13 -	1:08.009	+ 0.964	9:15:22.102
7 -	1:09.834	+ 2.789	9:08:32.002				
96	Paul O'BRIEN		Legend Ford Sedan				
1 -	1:16.213	+ 8.650	9:01:37.391	8 -	1:07.779	+ 0.216	9:09:40.329
2 -	1:11.005	+ 3.442	9:02:48.396	9 -	1:07.563		9:10:47.892
3 -	1:08.877	+ 1.314	9:03:57.273	10 -	1:08.250	+ 0.687	9:11:56.142
4 -	1:09.847	+ 2.284	9:05:07.120	11 -	1:08.079	+ 0.516	9:13:04.221
5 -	1:09.712	+ 2.149	9:06:16.832	12 -	1:08.069	+ 0.506	9:14:12.290
6 -	1:08.127	+ 0.564	9:07:24.959	13 -	1:30.415 P	+ 22.852	9:15:42.705
7 -	1:07.591	+ 0.028	9:08:32.550				


Car 7 - Please fit a working transponder

Weather / Track : Bright / Dry

Brands Hatch Indy
Circuit Length = 1.1986 miles
Start: 09:00 End: 09:16

Legends Cars Championship (Heat 1)

RACE 1 - GRID

ROW 12	34 John BELL	13 Steve LINDSEY
ROW 11	53 Dominic SPURR	47 David JONES
ROW 10	49 David WARD	41 Eliot BUNN
ROW 9	14 Paul MUSSELLE	2 Darren GAULTON
ROW 8	7 Dean BRACE	4 John MICKEL
ROW 7	32 Peter MORTON	96 Paul O'BRIEN
ROW 6	33 Chris BELL	29 Nathan ANTHONY
ROW 5	11 Simon BELCHER	39 Jessica GWYNNE
ROW 4	55 Ben POWER	52 Gareth MARTIN
ROW 3	43 Matthew PAPE	8 Nick BRACE
ROW 2	66 Stephen WHITELEGG	12 Stephen TREHERNE
ROW 1	15 Paul SIMMONS	19 Lawrence DAVEY
Pole		
		


Brands Hatch Indy
Circuit Length = 1.1986 miles

These results are provisional until the conclusion of any judicial and technical matters.

Clerk of Course :		Timekeeper :
-------------------	--	--------------

Legends Cars Championship (Heat 2)

RACE 4 - GRID

ROW 12	47 David JONES	34 John BELL
ROW 11	13 Steve LINDSEY	49 David WARD
ROW 10	2 Darren GAULTON	53 Dominic SPURR
ROW 9	41 Eliot BUNN	15 Paul SIMMONS
ROW 8	19 Lawrence DAVEY	66 Stephen WHITELEGG
ROW 7	12 Stephen TREHERNE	43 Matthew PAPE
ROW 6	8 Nick BRACE	55 Ben POWER
ROW 5	52 Gareth MARTIN	11 Simon BELCHER
ROW 4	39 Jessica GWYNNE	33 Chris BELL
ROW 3	29 Nathan ANTHONY	32 Peter MORTON
ROW 2	96 Paul O'BRIEN	7 Dean BRACE
ROW 1	4 John MICKEL	14 Paul MUSSELLE
Pole		
		

Brands Hatch Indy
Circuit Length = 1.1986 miles

These results are provisional until the conclusion of any judicial and technical matters.

Clerk of Course :

Timekeeper :

Legends Cars Championship (Heat 1)

RACE 1 - CLASSIFICATION

POS	NO	CL	NAME	ENTRY	LAPS	TIME	GAP	DIFF	MPH	BEST	ON
1	19		Lawrence DAVEY	Legend Ford Coupe	10	13:39.567			52.65	1:05.384	6
2	12		Stephen TREHERNE	Legend Ford	10	13:44.490	4.923	4.923	52.33	1:06.299	8
3	11		Simon BELCHER	Legend 34 Ford Coupe	10	13:45.188	5.621	0.698	52.29	1:06.084	8
4	8		Nick BRACE	Legend 34 Coupe	10	13:46.203	6.636	1.015	52.22	1:06.038	7
5	66		Stephen WHITELEGG	Legend 37 Ford Sedan	10	13:46.775	7.208	0.572	52.19	1:06.192	2
6	32		Peter MORTON	Legend Chevy Coupe	10	13:46.964	7.397	0.189	52.17	1:05.795	9
7	7		Dean BRACE	Legend Ford Coupe	10	13:47.043	7.476	0.079	52.17	1:05.639	9
8	55		Ben POWER	Legend 34 Ford Coupe	10	13:47.417	7.850	0.374	52.15	1:06.003	9
9	52		Gareth MARTIN	Legend Ford Coupe	10	13:50.074	10.507	2.657	51.98	1:06.779	7
10	2		Darren GAULTON	Legend Ford Coupe	10	13:50.744	11.177	0.670	51.94	1:05.882	8
11	96		Paul O'BRIEN	Legend Ford Sedan	10	13:50.937	11.370	0.193	51.92	1:06.312	8
12	4		John MICKEL	Legend 34 Coupe	10	13:51.885	12.318	0.948	51.87	1:06.710	9
13	49		David WARD	Legend 37 Dodge Sedan	10	13:51.959	12.392	0.074	51.86	1:06.042	9
14	41		Eliot BUNN	Legend Chevy Sedan	10	13:54.193	14.626	2.234	51.72	1:06.500	7
15	39		Jessica GWYNNE	Legend Coupe	10	13:59.336	19.769	5.143	51.41	1:07.032	7
16	34		John BELL	Legend Chevy Coupe	10	14:01.451	21.884	2.115	51.28	1:07.574	8
17	15		Paul SIMMONS	Legend Ford Coupe	10	14:15.161	35.594	13.710	50.45	1:09.703	9
18	53		Dominic SPURR	Legend 37 Ford	10	14:16.274	36.707	1.113	50.39	1:09.971	2
19	47		David JONES	Legend Ford Coupe	10	14:24.011	44.444	7.737	49.94	1:09.670	9
20	13		Steve LINDSEY	Legend Ford	10	14:27.736	48.169	3.725	49.72	1:11.765	6

NOT CLASSIFIED

DNF	43		Matthew PAPE	Legend 34 Ford Coupe	4	12:11.943	6 laps	6 laps	23.58	1:06.917	4
DNF	33		Chris BELL	Legend Chevy Coupe	2	2:23.974	8 laps	2 laps	59.94	1:10.182	2
DNF	29		Nathan ANTHONY	Legend 34 Ford Coupe	2	2:26.976	8 laps	3.002	58.71	1:10.979	2
DNF	14		Paul MUSSELLE	Legend 34 Coupe	1	1:16.154	9 laps	1 lap	56.66		

FASTEST LAP

19	Lawrence DAVEY	Legend Ford Coupe	6	1:05.384	65.99 mph	106.20 kph
----	----------------	-------------------	---	----------	-----------	------------

Weather / Track : Cloudy / Dry

These results are provisional until the conclusion of any judicial and technical matters.

Brands Hatch Indy

Circuit Length = 1.1986 miles

Start: 13:47 End: 14:02

Clerk of Course :		Timekeeper :	
-------------------	--	--------------	--

Legends Cars Championship (Heat 1)

RACE 1 - LAP CHART

Lap 1			Lap 2			Lap 3			Lap 4			Lap 5		
No	Behind	Laptime	No	Behind	Laptime	No	Behind	Laptime	No	Behind	Laptime	No	Behind	Laptime
19		1:08.976	19		1:05.448	19		1:07.580	19		2:15.673	19		2:33.899
12	1.239	1:10.215	12	2.264	1:06.473	12	2.181	1:07.497	12	0.911	2:14.403	12	0.720	2:33.708
8	2.371	1:11.347	8	3.603	1:06.680	8	3.090	1:07.067	8	1.750	2:14.333	8	1.076	2:33.225
66	4.039	1:13.015	66	4.783	1:06.192	55	5.473	1:07.218	55	3.238	2:13.438	55	1.212	2:31.873
55	4.089	1:13.065	55	5.835	1:07.194	66	6.410	1:09.207	66	4.078	2:13.341	66	1.651	2:31.472
15	4.104	1:13.080	11	6.853	1:08.122	11	7.178	1:07.905	11	4.622	2:13.117	11	1.856	2:31.133
11	4.179	1:13.155	52	8.781	1:09.379	52	10.398	1:09.197	52	6.213	2:11.488	52	2.590	2:30.276
43	4.462	1:13.438	15	9.379	1:10.723	41	10.600	1:08.620	41	6.745	2:11.818	41	3.083	2:30.237
33	4.816	1:13.792	7	9.528	1:09.404	32	10.942	1:08.852	32	7.685	2:12.416	32	3.426	2:29.640
52	4.850	1:13.826	33	9.550	1:10.182	7	12.259	1:10.311	7	8.643	2:12.057	7	4.082	2:29.338
96	5.347	1:14.323	41	9.560	1:08.962	4	13.318	1:10.243	4	9.573	2:11.928	4	4.756	2:29.082
7	5.572	1:14.548	32	9.670	1:09.199	2	14.686	1:11.079	2	10.208	2:11.195	2	4.998	2:28.689
32	5.919	1:14.895	96	10.323	1:10.424	96	16.546	1:13.803	96	11.455	2:10.582	96	5.400	2:27.844
41	6.046	1:15.022	4	10.655	1:09.597	49	17.176	1:12.539	49	12.604	2:11.101	49	6.417	2:27.712
4	6.506	1:15.482	2	11.187	1:09.369	39	18.493	1:13.379	39	13.824	2:11.004	39	7.518	2:27.593
29	7.021	1:15.997	49	12.217	1:09.934	34	19.063	1:13.544	34	15.003	2:11.613	34	8.689	2:27.585
14	7.178	1:16.154	29	12.552	1:10.979	53	21.515	1:13.218	53	16.229	2:10.387	53	9.609	2:27.279
2	7.266	1:16.242	39	12.694	1:09.669	47	24.686	1:13.979	47	17.410	2:08.397	47	11.091	2:27.580
49	7.731	1:16.707	34	13.099	1:09.473	15	25.928	1:24.129	15	19.204	2:08.949	15	11.939	2:26.634
39	8.473	1:17.449	53	15.877	1:09.971	13	27.574	1:13.608	13	20.468	2:08.567	13	13.400	2:26.831
34	9.074	1:18.050	47	18.287	1:12.519									
47	11.216	1:20.192	13	21.546	1:13.513									
53	11.354	1:20.330												
13	13.481	1:22.457												

Weather / Track : Cloudy / Dry

Brands Hatch Indy
 Circuit Length = 1.1986 miles
 Start: 13:47 End: 14:02

Legends Cars Championship (Heat 1)

RACE 1 - LAP CHART

Lap 6			Lap 7			Lap 8			Lap 9			Lap 10		
No	Behind	Laptime	No	Behind	Laptime	No	Behind	Laptime	No	Behind	Laptime	No	Behind	Laptime
19		1:05.384	19		1:05.643	19		1:05.433	19		1:05.618	19		1:05.913
12	1.740	1:06.404	12	2.501	1:06.404	12	3.367	1:06.299	12	4.325	1:06.576	12	4.923	1:06.511
8	2.643	1:06.951	8	3.038	1:06.038	8	4.237	1:06.632	11	5.153	1:06.402	11	5.621	1:06.381
11	2.806	1:06.334	11	3.718	1:06.555	11	4.369	1:06.084	8	5.291	1:06.672	8	6.636	1:07.258
55	3.331	1:07.503	66	4.262	1:06.552	66	5.240	1:06.411	66	6.171	1:06.549	66	7.208	1:06.950
66	3.353	1:07.086	55	5.172	1:07.484	55	6.026	1:06.287	55	6.411	1:06.003	32	7.397	1:06.193
52	4.214	1:07.008	52	5.350	1:06.779	32	6.940	1:06.183	32	7.117	1:05.795	7	7.476	1:05.925
41	5.002	1:07.303	41	5.859	1:06.500	41	7.242	1:06.816	7	7.464	1:05.639	55	7.850	1:07.352
32	5.203	1:07.161	32	6.190	1:06.630	52	7.436	1:07.519	41	8.454	1:06.830	52	10.507	1:07.662
7	5.521	1:06.823	7	6.257	1:06.379	7	7.443	1:06.619	52	8.758	1:06.940	2	11.177	1:07.635
4	6.774	1:07.402	4	8.116	1:06.985	2	8.592	1:05.882	2	9.455	1:06.481	96	11.370	1:06.628
2	6.959	1:07.345	2	8.143	1:06.827	4	9.495	1:06.812	4	10.587	1:06.710	4	12.318	1:07.644
96	7.575	1:07.559	96	9.052	1:07.120	96	9.931	1:06.312	96	10.655	1:06.342	49	12.392	1:07.117
49	8.560	1:07.527	49	9.672	1:06.755	49	10.764	1:06.525	49	11.188	1:06.042	41	14.626	1:12.085
39	9.553	1:07.419	39	10.942	1:07.032	39	13.341	1:07.832	39	16.501	1:08.778	39	19.769	1:09.181
34	12.397	1:09.092	34	15.280	1:08.526	34	17.421	1:07.574	34	20.049	1:08.246	34	21.884	1:07.748
53	15.532	1:11.307	47	21.357	1:10.720	53	26.598	1:10.353	47	30.719	1:09.670	15	35.594	1:10.631
47	16.280	1:10.573	53	21.678	1:11.789	47	26.667	1:10.743	15	30.876	1:09.703	53	36.707	1:10.910
15	16.666	1:10.111	15	21.786	1:10.763	15	26.791	1:10.438	53	31.710	1:10.730	47	44.444	1:19.638
13	19.781	1:11.765	13	26.257	1:12.119	13	33.461	1:12.637	13	40.528	1:12.685	13	48.169	1:13.554
43	4 LAPS	8:41.572 P	43	4 LAPS	1:10.016 P	43	4 LAPS	1:06.917						

Weather / Track : Cloudy / Dry

Brands Hatch Indy
 Circuit Length = 1.1986 miles
 Start: 13:47 End: 14:02

Legends Cars Championship (Heat 2)

RACE 4 - CLASSIFICATION

POS	NO	CL	NAME	ENTRY	LAPS	TIME	GAP	DIFF	MPH	BEST	ON
1	4		John MICKEL	Legend 34 Coupe	10	12:16.264			58.60	1:04.064	8
2	11		Simon BELCHER	Legend 34 Ford Coupe	10	12:16.298	0.034	0.034	58.60	1:03.876	9
3	12		Stephen TREHERNE	Legend Ford	10	12:16.638	0.374	0.340	58.57	1:02.868	10
4	32		Peter MORTON	Legend Chevy Coupe	10	12:16.676	0.412	0.038	58.57	1:03.908	9
5	14		Paul MUSSELLE	Legend 34 Coupe	10	12:18.996	2.732	2.320	58.39	1:04.508	9
6	41		Eliot BUNN	Legend Chevy Sedan	10	12:19.102	2.838	0.106	58.38	1:04.515	9
7	96		Paul O'BRIEN	Legend Ford Sedan	10	12:19.279	3.015	0.177	58.36	1:04.319	9
8	66		Stephen WHITELEGG	Legend 37 Ford Sedan	10	12:19.902	3.638	0.623	58.31	1:04.284	9
9	2		Darren GAULTON	Legend Ford Coupe	10	12:20.706	4.442	0.804	58.25	1:03.160	10
10	53		Dominic SPURR	Legend 37 Ford	10	12:21.694	5.430	0.988	58.17	1:04.121	10
11	33		Chris BELL	Legend Chevy Coupe	10	12:23.327	7.063	1.633	58.05	1:05.132	10
12	39		Jessica GWYNNE	Legend Coupe	10	12:24.532	8.268	1.205	57.95	1:04.307	10
13	34		John BELL	Legend Chevy Coupe	10	12:25.426	9.162	0.894	57.88	1:04.378	10
14	49		David WARD	Legend 37 Dodge Sedan	10	12:31.415	15.151	5.989	57.42	1:06.462	10
15	47		David JONES	Legend Ford Coupe	10	12:40.909	24.645	9.494	56.70	1:09.236	9
16	43		Matthew PAPE	Legend 34 Ford Coupe	9	12:24.332	1 lap	1 lap	52.17	1:04.555	8

NOT CLASSIFIED

DNF	19		Lawrence DAVEY	Legend Ford Coupe	7	9:02.491	3 laps	2 laps	55.67	1:04.508	4
DNF	8		Nick BRACE	Legend 34 Coupe	7	9:02.592	3 laps	0.101	55.66	1:04.577	4
DNF	7		Dean BRACE	Legend Ford Coupe	4	4:26.281	6 laps	3 laps	64.81	1:05.479	4
DNF	15		Paul SIMMONS	Legend Ford Coupe	3	3:31.459	7 laps	1 lap	61.21	1:08.131	3
DNF	13		Steve LINDSEY	Legend Ford	1	1:18.676	9 laps	2 laps	54.84		
DNF	52		Gareth MARTIN	Legend Ford Coupe	0						
DNF	55		Ben POWER	Legend 34 Ford Coupe	0						

FASTEST LAP

12	Stephen TREHERNE	Legend Ford	10	1:02.868	68.63 mph	110.46 kph
----	-------------------------	-------------	----	----------	-----------	------------

Weather / Track : Cloudy / Dry

These results are provisional until the conclusion of any judicial and technical matters.

Brands Hatch Indy

Circuit Length = 1.1986 miles

Start: 15:18 End: 15:31

Clerk of Course :

Timekeeper :

Legends Cars Championship (Heat 2)

RACE 4 - LAP CHART

Lap 1			Lap 2			Lap 3			Lap 4			Lap 5		
No	Behind	Laptime	No	Behind	Laptime	No	Behind	Laptime	No	Behind	Laptime	No	Behind	Laptime
4		1:09.019	7		1:05.999	7		1:05.711	4		1:04.820	19		1:04.629
7	0.073	1:09.092	4	0.532	1:06.604	4	0.567	1:05.746	19	0.007	1:04.508	8	1.311	1:05.637
32	0.092	1:09.111	32	0.595	1:06.575	32	0.628	1:05.744	7	0.092	1:05.479	4	2.299	1:06.935
8	0.840	1:09.859	8	0.839	1:06.071	19	0.886	1:05.642	32	0.256	1:05.015	32	2.813	1:07.193
11	0.906	1:09.925	19	0.955	1:05.026	8	1.120	1:05.992	8	0.310	1:04.577	14	5.938	1:06.920
19	2.001	1:11.020	14	2.674	1:06.258	14	3.229	1:06.266	12	2.761	1:04.098	11	6.214	1:06.090
96	2.229	1:11.248	96	3.558	1:07.401	96	3.856	1:06.009	14	3.654	1:05.812	96	6.708	1:06.106
14	2.488	1:11.507	41	4.406	1:07.284	12	4.050	1:04.892	11	4.760	1:05.602	41	7.373	1:05.593
66	2.691	1:11.710	12	4.869	1:06.958	41	4.363	1:05.668	96	5.238	1:06.769	66	7.668	1:06.449
41	3.194	1:12.213	11	5.095	1:10.261	11	4.545	1:05.161	66	5.855	1:05.884	33	9.145	1:06.596
33	3.395	1:12.414	66	5.269	1:08.650	66	5.358	1:05.800	41	6.416	1:07.440	12	9.862	1:11.737
12	3.983	1:13.002	33	5.789	1:08.466	33	6.583	1:06.505	33	7.185	1:05.989	53	10.945	1:07.916
2	4.100	1:13.119	53	7.351	1:06.559	53	7.033	1:05.393	53	7.665	1:06.019	2	14.327	1:05.853
43	5.415	1:14.434	15	8.237	1:08.757	15	10.657	1:08.131	2	13.110	1:05.972	34	16.450	1:06.227
15	5.552	1:14.571	49	9.563	1:08.520	49	11.122	1:07.270	49	14.111	1:08.376	39	17.748	1:06.508
53	6.864	1:15.883	34	10.518	1:07.478	34	11.170	1:06.363	43	14.290	1:05.826	49	1:04.563	1:55.088
49	7.115	1:16.134	2	13.489	1:15.461	2	12.525	1:04.747	34	14.859	1:09.076	47	1:05.453	1:42.180
47	8.276	1:17.295	39	13.959	1:10.025	43	13.851	1:04.941	39	15.876	1:06.311			
34	9.112	1:18.131	47	14.570	1:12.366	39	14.952	1:06.704	47	27.909	1:11.808			
13	9.657	1:18.676	43	14.621	1:15.278	47	21.488	1:12.629						
39	10.006	1:19.025												

Weather / Track : Cloudy / Dry

Brands Hatch Indy
 Circuit Length = 1.1986 miles
 Start: 15:18 End: 15:31

Legends Cars Championship (Heat 2)

RACE 4 - LAP CHART


Lap 6			Lap 7			Lap 8			Lap 9			Lap 10		
No	Behind	Laptime	No	Behind	Laptime	No	Behind	Laptime	No	Behind	Laptime	No	Behind	Laptime
19		1:26.502	19		2:05.164	4		1:04.064	4		1:04.319	4		1:04.868
8	2.747	1:27.938	8	0.101	2:02.518	32	0.581	1:04.258	32	0.170	1:03.908	11	0.034	1:04.216
4	3.316	1:27.519	4	0.522	2:02.370	11	1.129	1:04.211	11	0.686	1:03.876	12	0.374	1:02.868
32	3.723	1:27.412	32	0.909	2:02.350	14	1.935	1:05.057	14	2.124	1:04.508	32	0.412	1:05.110
14	4.322	1:24.886	14	1.464	2:02.306	96	2.556	1:05.352	12	2.374	1:03.424	14	2.732	1:05.476
11	5.075	1:25.363	11	1.504	2:01.593	41	2.653	1:04.888	96	2.556	1:04.319	41	2.838	1:04.857
96	5.639	1:25.433	96	1.790	2:01.315	12	3.269	1:04.494	41	2.849	1:04.515	96	3.015	1:05.327
66	6.135	1:24.969	66	2.104	2:01.133	66	4.036	1:06.518	66	4.001	1:04.284	66	3.638	1:04.505
41	6.568	1:25.697	41	2.351	2:00.947	53	4.977	1:05.402	2	6.150	1:04.909	2	4.442	1:03.160
33	7.741	1:25.098	33	3.304	2:00.727	33	5.023	1:06.305	53	6.177	1:05.519	53	5.430	1:04.121
12	8.661	1:25.301	12	3.361	1:59.864	2	5.560	1:05.126	33	6.799	1:06.095	33	7.063	1:05.132
53	9.298	1:24.855	53	4.161	2:00.027	39	7.114	1:05.923	43	1 LAP	1:04.555	43	1 LAP	1:04.646
2	10.043	1:22.218	2	5.020	2:00.141	43	1 LAP	1:06.247	39	8.829	1:06.034	39	8.268	1:04.307
34	10.691	1:20.743	34	5.431	1:59.904	34	9.098	1:08.253	34	9.652	1:04.873	34	9.162	1:04.378
39	11.454	1:20.208	39	5.777	1:59.487	49	10.364	1:07.704	49	13.557	1:07.512	49	15.151	1:06.462
43	1 LAP	2:29.004	43	1 LAP	1:59.401	47	14.998	1:10.748	47	19.915	1:09.236	47	24.645	1:09.598
49	52.089	1:14.028	49	7.246	1:20.321									
47	57.707	1:18.756	47	8.836	1:16.293									

Weather / Track : Cloudy / Dry

Brands Hatch Indy
Circuit Length = 1.1986 miles
Start: 15:18 End: 15:31

Legends Cars Championship (Final)

RACE 7 - GRID

ROW 12	34 John BELL	53 Dominic SPURR
ROW 11	13 Steve LINDSEY	47 David JONES
ROW 10	11 Simon BELCHER	49 David WARD
ROW 9	32 Peter MORTON	12 Stephen TREHERNE
ROW 8	66 Stephen WHITELEGG	4 John MICKEL
ROW 7	2 Darren GAULTON	96 Paul O'BRIEN
ROW 6	41 Eliot BUNN	19 Lawrence DAVEY
ROW 5	14 Paul MUSSELLE	8 Nick BRACE
ROW 4	39 Jessica GWYNNE	7 Dean BRACE
ROW 3	52 Gareth MARTIN	55 Ben POWER
ROW 2	43 Matthew PAPE	33 Chris BELL
ROW 1	29 Nathan ANTHONY	15 Paul SIMMONS
Pole		
		

Brands Hatch Indy
Circuit Length = 1.1986 miles

These results are provisional until the conclusion of any judicial and technical matters.

Clerk of Course :

Timekeeper :

Legends Cars Championship (Final)

RACE 7 - CLASSIFICATION

POS	NO	CL	NAME	ENTRY	LAPS	TIME	GAP	DIFF	MPH	BEST	ON
1	19		Lawrence DAVEY	Legend Ford Coupe	8	8:37.293			66.73	1:02.744	8
2	32		Peter MORTON	Legend Chevy Coupe	8	8:37.760	0.467	0.467	66.67	1:01.805	7
3	41		Eliot BUNN	Legend Chevy Sedan	8	8:38.321	1.028	0.561	66.60	1:03.050	8
4	7		Dean BRACE	Legend Ford Coupe	8	8:38.842	1.549	0.521	66.53	1:02.292	7
5	12		Stephen TREHERNE	Legend Ford	8	8:38.982	1.689	0.140	66.51	1:02.170	8
6	8		Nick BRACE	Legend 34 Coupe	8	8:39.738	2.445	0.756	66.41	1:03.061	7
7	11		Simon BELCHER	Legend 34 Ford Coupe	8	8:42.585	5.292	2.847	66.05	1:03.048	8
8	4		John MICKEL	Legend 34 Coupe	8	8:43.656	6.363	1.071	65.92	1:03.373	7
9	33		Chris BELL	Legend Chevy Coupe	8	8:43.792	6.499	0.136	65.90	1:04.218	8
10	2		Darren GAULTON	Legend Ford Coupe	8	8:46.291	8.998	2.499	65.59	1:03.547	8
11	66		Stephen WHITELEGG	Legend 37 Ford Sedan	8	8:47.156	9.863	0.865	65.48	1:03.267	7
12	14		Paul MUSSELLE	Legend 34 Coupe	8	8:49.554	12.261	2.398	65.18	1:03.760	7
13	96		Paul O'BRIEN	Legend Ford Sedan	8	8:49.567	12.274	0.013	65.18	1:03.251	7
14	43		Matthew PAPE	Legend 34 Ford Coupe	8	8:50.437	13.144	0.870	65.07	1:02.675	8
15	34		John BELL	Legend Chevy Coupe	8	8:50.542	13.249	0.105	65.06	1:03.500	7
16	49		David WARD	Legend 37 Dodge Sedan	8	8:52.230	14.937	1.688	64.85	1:03.930	6
17	39		Jessica GWYNNE	Legend Coupe	8	8:56.012	18.719	3.782	64.40	1:03.504	8
18	13		Steve LINDSEY	Legend Ford	8	9:09.179	31.886	13.167	62.85	1:05.744	8
19	47		David JONES	Legend Ford Coupe	8	9:11.694	34.401	2.515	62.57	1:06.253	7

NOT CLASSIFIED

DNF	55		Ben POWER	Legend 34 Ford Coupe	4	4:25.209	4 laps	4 laps	65.08	1:04.044	4
DNF	53		Dominic SPURR	Legend 37 Ford	3	3:27.359	5 laps	1 lap	62.42	1:05.576	3

FASTEST LAP

	32		Peter MORTON	Legend Chevy Coupe	7	1:01.805			69.81 mph	112.35 kph	
--	----	--	--------------	--------------------	---	----------	--	--	-----------	------------	--

Car 52 - took first start

Weather / Track : Cloudy / Dry

These results are provisional until the conclusion of any judicial and technical matters.

Brands Hatch Indy

Circuit Length = 1.1986 miles

Start: 16:59 End: 00:00

Clerk of Course :

Timekeeper :

Legends Cars Championship (Final)

RACE 7 - LAP CHART

Lap 1			Lap 2			Lap 3			Lap 4			Lap 5		
No	Behind	Laptime	No	Behind	Laptime	No	Behind	Laptime	No	Behind	Laptime	No	Behind	Laptime
33		1:08.748	8		1:04.854	8		1:04.883	8		1:04.670	19		1:03.515
8	0.325	1:09.073	33	0.460	1:05.639	33	0.695	1:05.118	33	0.361	1:04.336	41	0.839	1:04.116
19	1.595	1:10.343	19	1.916	1:05.500	19	0.774	1:03.741	19	0.901	1:04.797	33	0.880	1:04.935
55	2.910	1:11.658	55	2.433	1:04.702	41	2.304	1:04.580	41	1.139	1:03.505	8	0.892	1:05.308
41	3.109	1:11.857	41	2.607	1:04.677	55	2.355	1:04.805	32	1.700	1:03.058	32	1.254	1:03.970
7	3.115	1:11.863	7	2.683	1:04.747	32	3.312	1:04.762	55	1.729	1:04.044	7	1.533	1:03.705
14	4.229	1:12.977	32	3.433	1:03.966	7	3.388	1:05.588	7	2.244	1:03.526	12	2.777	1:03.299
4	4.549	1:13.297	14	4.996	1:05.946	4	5.565	1:05.124	12	3.894	1:02.953	11	4.743	1:03.819
2	4.602	1:13.350	4	5.324	1:05.954	12	5.611	1:05.078	4	5.199	1:04.304	4	5.205	1:04.422
32	4.646	1:13.394	12	5.416	1:05.046	14	6.609	1:06.496	11	5.340	1:03.377	2	7.004	1:04.067
66	5.529	1:14.277	2	5.873	1:06.450	11	6.633	1:05.187	2	7.353	1:04.782	66	9.096	1:05.396
12	5.549	1:14.297	66	6.298	1:05.948	2	7.241	1:06.251	14	7.974	1:06.035	14	9.352	1:05.794
11	6.175	1:14.923	11	6.329	1:05.333	66	7.395	1:05.980	66	8.116	1:05.391	34	10.027	1:05.138
53	6.835	1:15.583	53	7.856	1:06.200	53	8.549	1:05.576	34	9.305	1:04.866	96	10.196	1:04.745
34	7.821	1:16.569	34	8.532	1:05.890	34	9.109	1:05.460	96	9.867	1:04.212	49	11.626	1:04.787
49	8.032	1:16.780	49	9.775	1:06.922	96	10.325	1:05.180	49	11.255	1:05.459	43	11.883	1:04.879
13	9.438	1:18.186	96	10.028	1:05.216	49	10.466	1:05.574	43	11.420	1:04.236	39	16.281	1:04.937
96	9.991	1:18.739	43	12.203	1:05.130	43	11.854	1:04.534	39	15.760	1:05.711	13	21.828	1:07.167
47	10.034	1:18.782	13	12.692	1:08.433	39	14.719	1:05.594	13	19.077	1:07.396	47	24.114	1:07.174
39	11.946	1:20.694	39	14.008	1:07.241	13	16.351	1:08.542	47	21.356	1:07.854			
43	12.252	1:21.000	47	14.425	1:09.570	47	18.172	1:08.630						

Car 52 - took first start

Weather / Track : Cloudy / Dry

Brands Hatch Indy
Circuit Length = 1.1986 miles
Start: 16:59 End: 00:00

Legends Cars Championship (Final)

RACE 7 - LAP CHART

Lap 6			Lap 7			Lap 8		
No	Behind	Laptime	No	Behind	Laptime	No	Behind	Laptime
19		1:03.244	19		1:03.409	19		1:02.744
41	0.861	1:03.266	32	0.642	1:01.805	32	0.467	1:02.569
8	1.912	1:04.264	41	0.722	1:03.270	41	1.028	1:03.050
32	2.246	1:04.236	8	1.564	1:03.061	7	1.549	1:02.646
7	2.764	1:04.475	7	1.647	1:02.292	12	1.689	1:02.170
12	2.853	1:03.320	12	2.263	1:02.819	8	2.445	1:03.625
33	3.984	1:06.348	11	4.988	1:03.252	11	5.292	1:03.048
11	5.145	1:03.646	33	5.025	1:04.450	4	6.363	1:03.452
4	5.691	1:03.730	4	5.655	1:03.373	33	6.499	1:04.218
2	7.900	1:04.140	2	8.195	1:03.704	2	8.998	1:03.547
66	9.215	1:03.363	66	9.073	1:03.267	66	9.863	1:03.534
14	10.238	1:04.130	14	10.589	1:03.760	14	12.261	1:04.416
96	10.859	1:03.907	96	10.701	1:03.251	96	12.274	1:04.317
34	10.896	1:04.113	34	10.987	1:03.500	43	13.144	1:02.675
49	12.312	1:03.930	43	13.213	1:04.217	34	13.249	1:05.006
43	12.405	1:03.766	49	13.499	1:04.596	49	14.937	1:04.182
39	17.598	1:04.561	39	17.959	1:03.770	39	18.719	1:03.504
13	25.639	1:07.055	13	28.886	1:06.656	13	31.886	1:05.744
47	27.626	1:06.756	47	30.470	1:06.253	47	34.401	1:06.675


Car 52 - took first start

Weather / Track : Cloudy / Dry

Brands Hatch Indy
Circuit Length = 1.1986 miles
Start: 16:59 End: 00:00

Legends Cars Championship (Heat 1)

RACE 11 - GRID

ROW 12	34 John BELL	13 Antonello PATERI
ROW 11	47 David JONES	53 Dominic SPURR
ROW 10	29 Nathan ANTHONY	49 David WARD
ROW 9	41 Eliot BUNN	43 Mick MERCER
ROW 8	14 Paul MUSSELLE	4 John MICKEL
ROW 7	32 Peter MORTON	33 Chris BELL
ROW 6	52 Gareth MARTIN	8 Nick BRACE
ROW 5	55 Ben POWER	12 Stephen TREHERNE
ROW 4	15 Paul SIMMONS	96 Paul O'BRIEN
ROW 3	7 Dean BRACE	19 Lawrence DAVEY
ROW 2	2 Darren GAULTON	39 Jessica GWYNNE
ROW 1	66 Stephen WHITELEGG	11 Simon BELCHER
Pole		
		


Brands Hatch Indy
Circuit Length = 1.1986 miles

These results are provisional until the conclusion of any judicial and technical matters.

Clerk of Course :		Timekeeper :
-------------------	--	--------------

Legends Cars Championship (Heat 2)

RACE 15 - GRID - AMENDED

ROW 12	53 Dominic SPURR	43 Mick MERCER
ROW 11	13 Antonello PATERI	34 John BELL
ROW 10	47 David JONES	66 Stephen WHITELEGG
ROW 9	11 Simon BELCHER	2 Darren GAULTON
ROW 8	39 Jessica GWYNNE	7 Dean BRACE
ROW 7	19 Lawrence DAVEY	15 Paul SIMMONS
ROW 6	96 Paul O'BRIEN	55 Ben POWER
ROW 5	49 David WARD	52 Gareth MARTIN
ROW 4	12 Stephen TREHERNE	32 Peter MORTON
ROW 3	8 Nick BRACE	14 Paul MUSSELLE
ROW 2	33 Chris BELL	41 Eliot BUNN
ROW 1	4 John MICKEL	29 Nathan ANTHONY
Pole		
		

Brands Hatch Indy
Circuit Length = 1.1986 miles

These results are provisional until the conclusion of any judicial and technical matters.

Clerk of Course :		Timekeeper :
-------------------	--	--------------

Legends Cars Championship (Heat 1)

RACE 11 - CLASSIFICATION

POS	NO	CL	NAME	ENTRY	LAPS	TIME	GAP	DIFF	MPH	BEST	ON
1	19		Lawrence DAVEY	Legend Ford Coupe	8	8:58.271			64.13	1:06.199	3
2	32		Peter MORTON	Legend Chevy Coupe	8	9:07.332	9.061	9.061	63.07	1:07.291	5
3	11		Simon BELCHER	Legend 34 Ford Coupe	8	9:07.386	9.115	0.054	63.06	1:07.060	2
4	2		Darren GAULTON	Legend Ford Coupe	8	9:09.762	11.491	2.376	62.79	1:07.872	3
5	96		Paul O'BRIEN	Legend Ford Sedan	8	9:10.202	11.931	0.440	62.74	1:07.592	2
6	4		John MICKEL	Legend 34 Coupe	8	9:10.844	12.573	0.642	62.66	1:07.762	2
7	66		Stephen WHITELEGG	Legend 37 Ford Sedan	8	9:11.433	13.162	0.589	62.60	1:07.801	7
8	41		Eliot BUNN	Legend Chevy Sedan	8	9:11.454	13.183	0.021	62.59	1:06.806	7
9	52		Gareth MARTIN	Legend Ford Coupe	8	9:19.846	21.575	8.392	61.66	1:08.377	8
10	49		David WARD	Legend 37 Dodge Sedan	8	9:21.079	22.808	1.233	61.52	1:08.458	2
11	12		Stephen TREHERNE	Legend Ford	8	9:21.987	23.716	0.908	61.42	1:06.802	5
12	33		Chris BELL	Legend Chevy Coupe	8	9:22.075	23.804	0.088	61.41	1:08.664	4
13	8		Nick BRACE	Legend 34 Coupe	8	9:29.011	30.740	6.936	60.66	1:07.287	5
14	55		Ben POWER	Legend 34 Ford Coupe	8	9:29.232	30.961	0.221	60.64	1:08.317	6
15	14		Paul MUSSELLE	Legend 34 Coupe	8	9:30.674	32.403	1.442	60.49	1:09.327	2
16	43		Mick MERCER	Legend 37 Ford Sedan	8	9:31.926	33.655	1.252	60.35	1:09.055	7
17	39		Jessica GWYNNE	Legend Coupe	8	9:33.280	35.009	1.354	60.21	1:08.698	5
18	29		Nathan ANTHONY	Legend 34 Ford Coupe	8	9:35.642	37.371	2.362	59.96	1:09.793	5
19	34		John BELL	Legend Chevy Coupe	8	9:35.754	37.483	0.112	59.95	1:09.545	6
20	7		Dean BRACE	Legend Ford Coupe	8	9:40.420	42.149	4.666	59.47	1:06.998	8
21	15		Paul SIMMONS	Legend Ford Coupe	8	9:45.605	47.334	5.185	58.94	1:10.009	3
22	53		Dominic SPURR	Legend 37 Ford	8	9:46.423	48.152	0.818	58.86	1:11.118	4
23	47		David JONES	Legend Ford Coupe	8	9:55.628	57.357	9.205	57.95	1:09.820	6
24	13		Antonello PATERI	Legend Ford	7	9:35.363	1 lap	1 lap	52.49	1:15.835	2

FASTEST LAP

19	Lawrence DAVEY	Legend Ford Coupe	3	1:06.199	65.18 mph	104.90 kph
----	----------------	-------------------	---	----------	-----------	------------

Weather / Track : Cloudy / Wet

These results are provisional until the conclusion of any judicial and technical matters.

Brands Hatch Indy

Circuit Length = 1.1986 miles

Start: 11:51 End: 12:01

Clerk of Course :		Timekeeper :	
-------------------	--	--------------	--

Legends Cars Championship (Heat 1)

RACE 11 - LAP CHART

Lap 1			Lap 2			Lap 3			Lap 4			Lap 5		
No	Behind	Laptime	No	Behind	Laptime	No	Behind	Laptime	No	Behind	Laptime	No	Behind	Laptime
19		1:10.266	19		1:06.848	19		1:06.199	19		1:06.603	19		1:06.758
11	0.029	1:10.295	11	0.241	1:07.060	11	3.237	1:09.195	11	5.221	1:08.587	11	6.918	1:08.455
2	1.426	1:11.692	2	2.557	1:07.979	2	4.230	1:07.872	96	6.101	1:08.269	8	6.923	1:07.287
66	1.469	1:11.735	96	2.884	1:07.592	96	4.435	1:07.750	2	6.222	1:08.595	96	7.040	1:07.697
96	2.140	1:12.406	66	3.857	1:09.236	8	5.345	1:07.324	8	6.394	1:07.652	2	7.672	1:08.208
4	3.041	1:13.307	4	3.955	1:07.762	4	6.105	1:08.349	32	7.640	1:07.902	12	7.749	1:06.802
8	3.191	1:13.457	8	4.220	1:07.877	32	6.341	1:07.574	12	7.705	1:07.379	32	8.173	1:07.291
32	3.636	1:13.902	32	4.966	1:08.178	66	6.714	1:09.056	4	7.734	1:08.232	4	9.382	1:08.406
12	3.705	1:13.971	12	5.022	1:08.165	12	6.929	1:08.106	66	8.332	1:08.221	66	10.376	1:08.802
15	5.316	1:15.582	15	8.695	1:10.227	41	10.375	1:07.820	41	12.184	1:08.412	41	13.054	1:07.628
41	6.832	1:17.098	41	8.754	1:08.770	7	12.375	1:08.034	33	14.947	1:08.664	49	17.328	1:08.478
33	7.098	1:17.364	33	9.018	1:08.768	15	12.505	1:10.009	49	15.608	1:09.298	33	17.366	1:09.177
49	7.987	1:18.253	49	9.597	1:08.458	33	12.886	1:10.067	52	15.799	1:09.005	52	17.439	1:08.398
52	8.255	1:18.521	7	10.540	1:07.552	49	12.913	1:09.515	14	20.658	1:10.205	14	23.478	1:09.578
29	9.342	1:19.608	52	10.730	1:09.323	52	13.397	1:08.866	29	22.196	1:10.522	29	25.231	1:09.793
7	9.836	1:20.102	14	13.031	1:09.327	14	17.056	1:10.224	43	23.298	1:10.099	43	25.988	1:09.448
53	10.303	1:20.569	29	13.065	1:10.571	29	18.277	1:11.411	34	23.440	1:10.572	55	26.065	1:09.228
14	10.552	1:20.818	53	15.044	1:11.589	34	19.471	1:10.023	55	23.595	1:08.775	34	27.069	1:10.387
43	11.554	1:21.820	43	15.473	1:10.767	43	19.802	1:10.528	53	25.187	1:11.118	39	27.544	1:08.698
34	12.227	1:22.493	34	15.647	1:10.268	53	20.672	1:11.827	39	25.604	1:10.984	53	29.752	1:11.323
47	13.482	1:23.748	39	16.856	1:09.389	39	21.223	1:10.566	47	28.876	1:11.063	47	32.785	1:10.667
39	14.315	1:24.581	55	18.518	1:09.959	55	21.423	1:09.104	15	30.791	1:24.889	15	34.739	1:10.706
55	15.407	1:25.673	47	18.552	1:11.918	47	24.416	1:12.063	7	40.638	1:34.866	7	41.673	1:07.793
13	16.793	1:27.059	13	25.780	1:15.835	13	37.813	1:18.232	13	50.680	1:19.470			

Weather / Track : Cloudy / Wet

Brands Hatch Indy
 Circuit Length = 1.1986 miles
 Start: 11:51 End: 12:01

Legends Cars Championship (Heat 1)

RACE 11 - LAP CHART

Lap 6			Lap 7			Lap 8		
No	Behind	Laptime	No	Behind	Laptime	No	Behind	Laptime
19		1:07.327	19		1:06.722	19		1:07.548
8	7.466	1:07.870	8	8.715	1:07.971	32	9.061	1:07.511
96	7.662	1:07.949	11	8.783	1:07.696	11	9.115	1:07.880
11	7.809	1:08.218	96	8.977	1:08.037	2	11.491	1:08.718
32	8.472	1:07.626	32	9.098	1:07.348	96	11.931	1:10.502
12	8.659	1:08.237	12	9.730	1:07.793	4	12.573	1:08.029
2	9.108	1:08.763	2	10.321	1:07.935	66	13.162	1:08.306
4	10.656	1:08.601	4	12.092	1:08.158	41	13.183	1:07.578
66	11.325	1:08.276	66	12.404	1:07.801	52	21.575	1:08.377
41	13.069	1:07.342	41	13.153	1:06.806	49	22.808	1:08.760
13	1 LAP	1:40.967	52	20.746	1:08.617	12	23.716	1:21.534
52	18.851	1:08.739	49	21.596	1:09.456	33	23.804	1:09.090
49	18.862	1:08.861	33	22.262	1:09.471	8	30.740	1:29.573
33	19.513	1:09.474	13	1 LAP	1:16.808	55	30.961	1:09.557
14	25.887	1:09.736	14	28.588	1:09.423	14	32.403	1:11.363
55	27.055	1:08.317	55	28.952	1:08.619	43	33.655	1:09.928
29	28.373	1:10.469	43	31.275	1:09.055	39	35.009	1:09.274
43	28.942	1:10.281	29	33.100	1:11.449	13	1 LAP	1:16.992
34	29.287	1:09.545	39	33.283	1:10.460	29	37.371	1:11.819
39	29.545	1:09.328	34	33.839	1:11.274	34	37.483	1:11.192
53	33.974	1:11.549	47	39.732	1:11.176	7	42.149	1:06.998
47	35.278	1:09.820	53	40.505	1:13.253	15	47.334	1:11.286
15	38.865	1:11.453	7	42.699	1:07.623	53	48.152	1:15.195
7	41.798	1:07.452	15	43.596	1:11.453	47	57.357	1:25.173

Weather / Track : Cloudy / Wet

Brands Hatch Indy
 Circuit Length = 1.1986 miles
 Start: 11:51 End: 12:01

Legends Cars Championship (Heat 2)

RACE 15 - CLASSIFICATION

POS	NO	CL	NAME	ENTRY	LAPS	TIME	GAP	DIFF	MPH	BEST	ON
1	19		Lawrence DAVEY	Legend Ford Coupe	8	8:49.661			65.17	1:05.016	6
2	41		Eliot BUNN	Legend Chevy Sedan	8	8:54.276	4.615	4.615	64.61	1:05.858	6
3	8		Nick BRACE	Legend 34 Coupe	8	8:56.459	6.798	2.183	64.34	1:05.382	6
4	12		Stephen TREHERNE	Legend Ford	8	8:56.839	7.178	0.380	64.30	1:05.257	6
5	4		John MICKEL	Legend 34 Coupe	8	8:58.777	9.116	1.938	64.07	1:06.246	6
6	32		Peter MORTON	Legend Chevy Coupe	8	8:58.823	9.162	0.046	64.06	1:06.031	6
7	52		Gareth MARTIN	Legend Ford Coupe	8	8:58.929	9.268	0.106	64.05	1:05.986	7
8	66		Stephen WHITELEGG	Legend 37 Ford Sedan	8	9:02.748	13.087	3.819	63.60	1:06.359	7
9	11		Simon BELCHER	Legend 34 Ford Coupe	8	9:03.174	13.513	0.426	63.55	1:06.246	7
10	33		Chris BELL	Legend Chevy Coupe	8	9:08.317	18.656	5.143	62.95	1:07.451	2
11	49		David WARD	Legend 37 Dodge Sedan	8	9:08.353	18.692	0.036	62.95	1:05.990	7
12	14		Paul MUSSELLE	Legend 34 Coupe	8	9:13.383	23.722	5.030	62.38	1:08.235	5
13	96		Paul O'BRIEN	Legend Ford Sedan	8	9:19.650	29.989	6.267	61.68	1:08.408	2
14	47		David JONES	Legend Ford Coupe	8	9:20.251	30.590	0.601	61.61	1:07.779	4
15	15		Paul SIMMONS	Legend Ford Coupe	8	9:20.694	31.033	0.443	61.56	1:08.217	2
16	43		Mick MERCER	Legend 37 Ford Sedan	8	9:20.873	31.212	0.179	61.54	1:07.542	5
17	39		Jessica GWYNNE	Legend Coupe	8	9:28.828	39.167	7.955	60.68	1:07.326	8
18	53		Dominic SPURR	Legend 37 Ford	8	9:36.308	46.647	7.480	59.89	1:09.925	2
19	29		Nathan ANTHONY	Legend 34 Ford Coupe	8	9:39.201	49.540	2.893	59.60	1:09.792	2
20	13		Antonello PATERI	Legend Ford	7	8:57.535	1 lap	1 lap	56.19	1:12.832	2
21	55		Ben POWER	Legend 34 Ford Coupe	7	9:38.501	1 lap	40.966	52.21	1:06.764	7

NOT CLASSIFIED

DNF	34		John BELL	Legend Chevy Coupe	6	6:59.232	2 laps	1 lap	61.75	1:06.716	4
DNF	2		Darren GAULTON	Legend Ford Coupe	1	1:15.402	7 laps	5 laps	57.22		
DNF	7		Dean BRACE	Legend Ford Coupe	1	1:44.928	7 laps	29.526	41.12		

FASTEST LAP

19			Lawrence DAVEY	Legend Ford Coupe	6	1:05.016		66.36 mph		106.81 kph	
----	--	--	----------------	-------------------	---	----------	--	-----------	--	------------	--

Weather / Track : Cloudy / Dry

These results are provisional until the conclusion of any judicial and technical matters.

Brands Hatch Indy

Circuit Length = 1.1986 miles

Start: 14:48 End: 14:58

Clerk of Course :		Timekeeper :	
-------------------	--	--------------	--

Legends Cars Championship (Heat 2)

RACE 15 - LAP CHART

Lap 1			Lap 2			Lap 3			Lap 4			Lap 5		
No	Behind	Laptime	No	Behind	Laptime	No	Behind	Laptime	No	Behind	Laptime	No	Behind	Laptime
4		1:09.491	19		1:05.317	19		1:05.667	19		1:05.722	19		1:05.438
41	0.105	1:09.596	4	0.088	1:07.094	41	1.013	1:06.578	41	1.400	1:06.109	41	2.153	1:06.191
19	1.689	1:11.180	41	0.102	1:07.003	4	1.169	1:06.748	8	1.530	1:06.046	4	5.187	1:07.670
8	1.814	1:11.305	8	0.469	1:05.661	8	1.206	1:06.404	12	1.681	1:05.745	52	6.168	1:07.579
33	2.645	1:12.136	12	1.987	1:06.282	12	1.658	1:05.338	4	2.955	1:07.508	32	6.237	1:08.374
14	2.680	1:12.171	32	2.038	1:06.174	32	2.906	1:06.535	32	3.301	1:06.117	8	6.423	1:10.331
12	2.711	1:12.202	52	2.724	1:06.986	52	3.628	1:06.571	52	4.027	1:06.121	12	7.412	1:11.169
52	2.744	1:12.235	33	3.090	1:07.451	33	6.076	1:08.653	49	7.805	1:07.384	49	9.344	1:06.977
32	2.870	1:12.361	14	4.112	1:08.438	49	6.143	1:07.586	33	8.397	1:08.043	66	9.700	1:06.666
49	3.231	1:12.722	49	4.224	1:07.999	14	6.864	1:08.419	66	8.472	1:07.116	11	10.861	1:07.564
15	4.385	1:13.876	15	5.596	1:08.217	66	7.078	1:06.948	11	8.735	1:06.722	33	10.880	1:07.921
96	4.995	1:14.486	11	5.723	1:07.529	11	7.735	1:07.679	14	9.849	1:08.707	14	12.646	1:08.235
11	5.200	1:14.691	66	5.797	1:06.907	15	8.959	1:09.030	15	12.441	1:09.204	15	17.199	1:10.196
66	5.896	1:15.387	96	6.397	1:08.408	96	9.641	1:08.911	96	13.417	1:09.498	96	17.364	1:09.385
2	5.911	1:15.402	39	7.061	1:07.678	39	10.131	1:08.737	39	13.547	1:09.138	39	17.685	1:09.576
39	6.389	1:15.880	34	11.121	1:08.803	34	13.764	1:08.310	34	14.758	1:06.716	34	18.326	1:09.006
43	7.332	1:16.823	47	12.627	1:10.123	47	15.706	1:08.746	47	17.763	1:07.779	47	20.283	1:07.958
34	9.324	1:18.815	43	13.387	1:13.061	43	15.985	1:08.265	43	18.454	1:08.191	43	20.558	1:07.542
47	9.510	1:19.001	53	14.018	1:09.925	53	18.340	1:09.989	53	22.861	1:10.243	53	28.472	1:11.049
53	11.099	1:20.590	13	18.193	1:12.832	29	25.700	1:10.735	29	30.150	1:10.172	29	35.257	1:10.545
13	12.367	1:21.858	29	20.632	1:09.792	13	28.118	1:15.592	13	35.523	1:13.127	55	1 LAP	1:08.820
29	17.846	1:27.337				55	1 LAP	2:25.456 P	55	1 LAP	1:10.158 P	13	55.505	1:25.420
55	23.807	1:33.298												
7	35.437	1:44.928 P												

Weather / Track : Cloudy / Dry

Brands Hatch Indy
 Circuit Length = 1.1986 miles
 Start: 14:48 End: 14:58

Legends Cars Championship (Heat 2)

RACE 15 - LAP CHART


Lap 6			Lap 7			Lap 8		
No	Behind	Laptime	No	Behind	Laptime	No	Behind	Laptime
19		1:05.016	19		1:05.548	19		1:05.773
41	2.995	1:05.858	41	3.821	1:06.374	41	4.615	1:06.567
4	6.417	1:06.246	8	6.875	1:05.634	8	6.798	1:05.696
8	6.789	1:05.382	12	7.507	1:05.402	12	7.178	1:05.444
32	7.252	1:06.031	4	7.657	1:06.788	13	1 LAP	1:14.460
52	7.559	1:06.407	32	7.744	1:06.040	4	9.116	1:07.232
12	7.653	1:05.257	52	7.997	1:05.986	32	9.162	1:07.191
49	10.332	1:06.004	49	10.774	1:05.990	52	9.268	1:07.044
66	11.291	1:06.607	66	12.102	1:06.359	66	13.087	1:06.758
11	12.296	1:06.451	11	12.994	1:06.246	11	13.513	1:06.292
33	14.015	1:08.151	33	16.171	1:07.704	33	18.656	1:08.258
14	16.248	1:08.618	14	19.781	1:09.081	49	18.692	1:13.691
39	20.812	1:08.143	96	26.303	1:09.935	14	23.722	1:09.714
34	20.892	1:07.582	15	26.679	1:10.738	96	29.989	1:09.459
15	21.489	1:09.306	47	27.095	1:09.394	47	30.590	1:09.268
96	21.916	1:09.568	43	27.297	1:09.322	15	31.033	1:10.127
47	23.249	1:07.982	39	37.614	1:22.350	43	31.212	1:09.688
43	23.523	1:07.981	53	40.039	1:11.707	39	39.167	1:07.326
53	33.880	1:10.424	29	45.515	1:10.131	53	46.647	1:12.381
29	40.932	1:10.691	55	1 LAP	1:06.969	55	1 LAP	1:06.764
55	1 LAP	1:07.036				29	49.540	1:09.798
13	1:04.735	1:14.246						

Weather / Track : Cloudy / Dry

Brands Hatch Indy
 Circuit Length = 1.1986 miles
 Start: 14:48 End: 14:58

Legends Cars Championship (Final)

RACE 17 - GRID

ROW 12	53 Dominic SPURR	43 Mick MERCER
ROW 11	34 John BELL	13 Antonello PATERI
ROW 10	19 Lawrence DAVEY	47 David JONES
ROW 9	41 Eliot BUNN	32 Peter MORTON
ROW 8	11 Simon BELCHER	4 John MICKEL
ROW 7	12 Stephen TREHERNE	66 Stephen WHITELEGG
ROW 6	8 Nick BRACE	52 Gareth MARTIN
ROW 5	49 David WARD	96 Paul O'BRIEN
ROW 4	2 Darren GAULTON	33 Chris BELL
ROW 3	55 Ben POWER	14 Paul MUSSELLE
ROW 2	15 Paul SIMMONS	39 Jessica GWYNNE
ROW 1	7 Dean BRACE	29 Nathan ANTHONY
Pole		
		

Brands Hatch Indy
Circuit Length = 1.1986 miles

These results are provisional until the conclusion of any judicial and technical matters.

Clerk of Course :		Timekeeper :
-------------------	--	--------------

Legends Cars Championship (Final)

RACE 17 - CLASSIFICATION

POS	NO	CL	NAME	ENTRY	LAPS	TIME	GAP	DIFF	MPH	BEST	ON
1	7		Dean BRACE	Legend Ford Coupe	10	10:57.899			65.58	1:04.574	9
2	19		Lawrence DAVEY	Legend Ford Coupe	10	11:01.683	3.784	3.784	65.21	1:04.181	5
3	12		Stephen TREHERNE	Legend Ford	10	11:02.036	4.137	0.353	65.17	1:04.350	10
4	55		Ben POWER	Legend 34 Ford Coupe	10	11:02.828	4.929	0.792	65.10	1:04.551	10
5	4		John MICKEL	Legend 34 Coupe	10	11:03.695	5.796	0.867	65.01	1:04.596	9
6	32		Peter MORTON	Legend Chevy Coupe	10	11:04.016	6.117	0.321	64.98	1:04.588	7
7	33		Chris BELL	Legend Chevy Coupe	10	11:04.736	6.837	0.720	64.91	1:04.941	9
8	39		Jessica GWYNNE	Legend Coupe	10	11:05.539	7.640	0.803	64.83	1:05.102	10
9	41		Eliot BUNN	Legend Chevy Sedan	10	11:11.315	13.416	5.776	64.27	1:05.049	4
10	96		Paul O'BRIEN	Legend Ford Sedan	10	11:12.582	14.683	1.267	64.15	1:05.571	9
11	49		David WARD	Legend 37 Dodge Sedan	10	11:14.030	16.131	1.448	64.01	1:05.508	6
12	11		Simon BELCHER	Legend 34 Ford Coupe	10	11:17.323	19.424	3.293	63.70	1:04.994	9
13	14		Paul MUSSELLE	Legend 34 Coupe	10	11:17.532	19.633	0.209	63.68	1:06.319	6
14	52		Gareth MARTIN	Legend Ford Coupe	10	11:20.669	22.770	3.137	63.39	1:05.120	8
15	53		Dominic SPURR	Legend 37 Ford	10	11:23.741	25.842	3.072	63.10	1:06.608	8
16	34		John BELL	Legend Chevy Coupe	10	11:39.493	41.594	15.752	61.68	1:06.831	4
17	43		Mick MERCER	Legend 37 Ford Sedan	10	11:40.552	42.653	1.059	61.59	1:07.034	5
18	29		Nathan ANTHONY	Legend 34 Ford Coupe	10	11:42.592	44.693	2.040	61.41	1:07.772	7
19	2		Darren GAULTON	Legend Ford Coupe	10	12:01.912	1:04.013	19.320	59.77	1:08.805	7
20	47		David JONES	Legend Ford Coupe	10	12:06.566	1:08.667	4.654	59.38	1:08.903	3
21	13		Antonello PATERI	Legend Ford	9	11:02.926	1 lap	1 lap	58.58	1:10.924	7

NOT CLASSIFIED

DNF	66		Stephen WHITELEGG	Legend 37 Ford Sedan	4	4:59.963	6 laps	5 laps	57.54	1:08.802	3
DNF	15		Paul SIMMONS	Legend Ford Coupe	3	3:34.864	7 laps	1 lap	60.24	1:07.590	3
DNF	8		Nick BRACE	Legend 34 Coupe	0						

FASTEST LAP

19			Lawrence DAVEY	Legend Ford Coupe	5	1:04.181		67.23 mph		108.20 kph	
----	--	--	----------------	-------------------	---	----------	--	-----------	--	------------	--

Weather / Track : Cloudy / Dry

These results are provisional until the conclusion of any judicial and technical matters.

Brands Hatch Indy

Circuit Length = 1.1986 miles

Start: 15:39 End: 15:51

Clerk of Course :

Timekeeper :

Legends Cars Championship (Final)

RACE 17 - LAP CHART

Lap 1			Lap 2			Lap 3			Lap 4			Lap 5		
No	Behind	Laptime	No	Behind	Laptime	No	Behind	Laptime	No	Behind	Laptime	No	Behind	Laptime
7		1:09.522	7		1:05.892	7		1:05.733	7		1:05.090	7		1:05.241
33	1.334	1:10.856	33	1.681	1:06.239	33	2.200	1:06.252	33	3.587	1:06.477	33	4.739	1:06.393
29	1.407	1:10.929	39	3.718	1:08.021	55	4.278	1:06.135	55	4.974	1:05.786	55	5.488	1:05.755
39	1.589	1:11.111	55	3.876	1:07.253	4	4.988	1:06.003	4	5.750	1:05.852	4	5.987	1:05.478
14	2.069	1:11.591	4	4.718	1:07.069	39	5.057	1:07.072	39	5.852	1:05.885	39	6.463	1:05.852
55	2.515	1:12.037	14	5.604	1:09.427	32	6.188	1:05.948	32	6.966	1:05.868	12	6.559	1:04.774
4	3.541	1:13.063	32	5.973	1:07.811	14	7.308	1:07.437	12	7.026	1:04.744	32	7.019	1:05.294
66	3.677	1:13.199	96	6.106	1:08.038	12	7.372	1:05.469	19	8.154	1:05.751	19	7.094	1:04.181
15	3.902	1:13.424	12	7.636	1:09.100	96	7.427	1:07.054	96	9.231	1:06.894	96	10.135	1:06.145
52	3.944	1:13.466	19	8.946	1:10.815	19	7.493	1:04.280	14	9.758	1:07.540	14	11.280	1:06.763
96	3.960	1:13.482	34	9.958	1:09.421	52	10.440	1:06.008	52	11.273	1:05.923	52	11.735	1:05.703
19	4.023	1:13.545	52	10.165	1:12.113	41	11.369	1:06.592	41	11.328	1:05.049	41	11.858	1:05.771
32	4.054	1:13.576	41	10.510	1:08.661	49	11.501	1:06.410	49	12.291	1:05.880	49	12.975	1:05.925
12	4.428	1:13.950	49	10.824	1:11.781	34	11.535	1:07.310	34	13.276	1:06.831	53	16.401	1:06.900
49	4.935	1:14.457	53	11.218	1:10.364	53	12.875	1:07.390	53	14.742	1:06.957	43	19.192	1:07.034
34	6.429	1:15.951	43	11.735	1:10.394	15	13.717	1:07.590	43	17.399	1:07.935	11	19.382	1:05.244
53	6.746	1:16.268	15	11.860	1:13.850	43	14.554	1:08.552	11	19.379	1:06.679	34	28.303	1:20.268
43	7.233	1:16.755	47	13.471	1:10.441	47	16.641	1:08.903	29	26.589	1:09.519	29	30.200	1:08.852
41	7.741	1:17.263	11	17.412	1:06.881	11	17.790	1:06.111	2	31.076	1:12.089	2	36.511	1:10.676
47	8.922	1:18.444	29	17.939	1:22.424	29	22.160	1:09.954	66	33.726	1:12.099	13	43.118	1:11.645
13	9.366	1:18.888	2	19.127	1:14.117	2	24.077	1:10.683	13	36.714	1:11.196	47	45.064	1:10.994
2	10.902	1:20.424	13	23.294	1:19.820	66	26.717	1:08.802	47	39.311	1:27.760			
11	16.423	1:25.945	66	23.648	1:25.863	13	30.608	1:13.047						

Weather / Track : Cloudy / Dry

Brands Hatch Indy
 Circuit Length = 1.1986 miles
 Start: 15:39 End: 15:51

Legends Cars Championship (Final)

RACE 17 - LAP CHART

Lap 6			Lap 7			Lap 8			Lap 9			Lap 10		
No	Behind	Laptime	No	Behind	Laptime	No	Behind	Laptime	No	Behind	Laptime	No	Behind	Laptime
7		1:05.310	7		1:05.447	7		1:04.948	7		1:04.574	7		1:06.142
55	5.154	1:04.976	55	5.320	1:05.613	19	5.879	1:04.723	19	5.537	1:04.232	19	3.784	1:04.389
33	5.271	1:05.842	33	5.714	1:05.890	12	5.959	1:05.161	12	5.929	1:04.544	12	4.137	1:04.350
12	6.364	1:05.115	12	5.746	1:04.829	55	6.318	1:05.946	55	6.520	1:04.776	55	4.929	1:04.551
4	6.727	1:06.050	4	6.039	1:04.759	4	7.161	1:06.070	4	7.183	1:04.596	13	1 LAP	1:12.600
19	6.797	1:05.013	19	6.104	1:04.754	32	7.226	1:05.790	32	7.248	1:04.596	4	5.796	1:04.755
32	7.243	1:05.534	32	6.384	1:04.588	33	7.468	1:06.702	33	7.835	1:04.941	32	6.117	1:05.011
39	7.481	1:06.328	39	7.445	1:05.411	39	8.088	1:05.591	39	8.680	1:05.166	33	6.837	1:05.144
96	10.952	1:06.127	96	11.795	1:06.290	96	12.935	1:06.088	96	13.932	1:05.571	39	7.640	1:05.102
14	12.289	1:06.319	41	13.277	1:06.318	41	13.474	1:05.145	41	14.023	1:05.123	41	13.416	1:05.535
41	12.406	1:05.858	14	13.935	1:07.093	52	14.174	1:05.120	49	16.686	1:05.748	96	14.683	1:06.893
52	12.601	1:06.176	52	14.002	1:06.848	49	15.512	1:05.981	14	18.314	1:06.677	49	16.131	1:05.587
49	13.173	1:05.508	49	14.479	1:06.753	14	16.211	1:07.224	11	19.769	1:04.994	11	19.424	1:05.797
53	19.000	1:07.909	11	19.064	1:05.354	11	19.349	1:05.233	52	22.418	1:12.818	14	19.633	1:07.461
11	19.157	1:05.085	53	20.301	1:06.748	53	21.961	1:06.608	53	25.088	1:07.701	52	22.770	1:06.494
43	21.142	1:07.260	34	32.902	1:07.498	43	36.723	1:07.794	43	39.784	1:07.635	53	25.842	1:06.896
34	30.851	1:07.858	43	33.877	1:18.182	34	37.491	1:09.537	34	40.499	1:07.582	34	41.594	1:07.237
29	34.100	1:09.210	29	36.425	1:07.772	29	39.432	1:07.955	29	43.050	1:08.192	43	42.653	1:09.011
2	42.255	1:11.054	2	45.613	1:08.805	2	50.830	1:10.165	2	59.125	1:12.869	29	44.693	1:07.785
47	49.392	1:09.638	47	53.613	1:09.668	47	59.487	1:10.822	47	1:04.492	1:09.579	2	1:04.013	1:11.030
13	49.635	1:11.827	13	55.112	1:10.924	13	1:03.143	1:12.979				47	1:08.667	1:10.317

Weather / Track : Cloudy / Dry

Brands Hatch Indy
 Circuit Length = 1.1986 miles
 Start: 15:39 End: 15:51

Dunlop Motorsport News Saloon Car Championship

QUALIFYING - RACE 2 - CLASSIFICATION

POS	NO	CL	NAME	ENTRY	TIME	ON	LAPS	GAP	DIFF	MPH
1	7	A	Nick WILLIAMSON	Ford Escort	55.434	8	11			77.84
2	44	A	Rod BIRLEY	Ford Escort WRC	56.384	7	10	0.950	0.950	76.52
3	43	B	Andy THOMPSON	Seat Leon	58.850	4	10	3.416	2.466	73.32
4	10	A	James POCKLINGTON	BMW E46 M3	59.212	6	11	3.778	0.362	72.87
5	11	C	Lee ALLEN	Mini JCW	59.254	11	12	3.820	0.042	72.82
6	2	C	George ALLEN	Mini Cooper S	1:00.505	7	11	5.071	1.251	71.31
7	67	B	Raymond BARROW	Ford Escort	1:01.001	9	11	5.567	0.496	70.73
8	48	A	Matthew EDWARDS	Subaru Impreza	1:01.134	8	9	5.700	0.133	70.58
9	17	C	Craig FREEMAN	Mini Cooper S	1:01.168	10	11	5.734	0.034	70.54
10	34	B	Stephen DANN	Volkswagen Golf	1:01.673	9	11	6.239	0.505	69.96
11	82	B	Peter TAYLOR	Ford Sierra Cosworth	1:01.699	9	10	6.265	0.026	69.93
12	70	E	Jeremy FRANCIS	Vauxhall Nova	1:02.797	9	9	7.363	1.098	68.71
13	71	E	Nick PROUDLOCK	Ford Escort MK1	1:03.323	10	10	7.889	0.526	68.14
14	26	C	Bill RICHARDS	Rover Mini Clubman	1:03.574	8	10	8.140	0.251	67.87
15	47	C	Lennie COAD	BMW Mini Cooper	1:03.753	9	10	8.319	0.179	67.68
16	31	C	Eric FALCE	Ford Fiesta	1:04.086	8	10	8.652	0.333	67.33
17	32	C	Howard AFFLECK	Austin Mini	1:04.092	9	10	8.658	0.006	67.32
18	57	B	Tony PAXMAN	Ford Escort	1:04.278	7	10	8.844	0.186	67.13
19	97	D	Andrew WOODS-DEAN	Renault Megane	1:04.559	6	8	9.125	0.281	66.83
20	8	D	David USHER	Peugeot 205	1:04.807	8	10	9.373	0.248	66.58
21	18	A	Stratton MACKAY	Subaru Impreza	1:04.808	7	9	9.374	0.001	66.58
22	74	C	Gavin THOMSON	Peugeot 205	1:04.960	9	9	9.526	0.152	66.42
23	13	B	Vic HOPE	Volkswagen Corrado	1:05.452	8	9	10.018	0.492	65.92
24	90	E	Richard BRENT	Peugeot 205	1:05.503	9	9	10.069	0.051	65.87
25	19	B	David HUGHES	Ford Sierra Cosworth	1:06.487	8	9	11.053	0.984	64.90
26	3	B	Ashley HARGREAVES	Peugeot 306	1:06.542	8	9	11.108	0.055	64.84
27	40	C	Bob HOSIER	Mini Cooper S	1:06.650	4	7	11.216	0.108	64.74
28	36	A	Paul EVE	Ford Sierra Sapphire	1:07.148	8	9	11.714	0.498	64.26
29	58	D	Philip DANBURY	BMW E30	1:07.225	6	9	11.791	0.077	64.18
30	46	D	Graham BAHR	BMW E30	1:07.385	5	7	11.951	0.160	64.03
31	87	E	Graham RICHARDSON	Vauxhall Nova	1:08.194	1	1	12.760	0.809	63.27
32	27	D	Barry RABBIT	Honda Integra	1:12.070	3	6	16.636	3.876	59.87
33	61	C	Stephen NOBLE	Vauxhall Nova	1:16.216	5	7	20.782	4.146	56.61

Car 87 - Please fit a working transponder

Brands Hatch Indy
Circuit Length = 1.1986 miles
Start: 09:24 End: 09:37

Weather / Track : Bright / Dry

These results are provisional until the conclusion of any judicial and technical matters.

Clerk of Course :		Timekeeper :
-------------------	--	--------------

Dunlop Motorsport News Saloon Car Championship

QUALIFYING - RACE 2 - LAP ANALYSIS

2	George ALLEN		C Mini Cooper S			
1 -	1:11.223	+ 10.718	9:25:57.616	7 -	1:00.505	9:32:09.196
2 -	1:02.641	+ 2.136	9:27:00.257	8 -	1:01.115	+ 0.610
3 -	1:01.972	+ 1.467	9:28:02.229	9 -	1:01.628	+ 1.123
4 -	1:02.422	+ 1.917	9:29:04.651	10 -	1:00.680	+ 0.175
5 -	1:02.122	+ 1.617	9:30:06.773	11 -	1:02.799	+ 2.294
6 -	1:01.918	+ 1.413	9:31:08.691			9:36:15.418
3	Ashley HARGREAVES		B Peugeot 306			
1 -	1:17.094	+ 10.552	9:26:47.491	6 -	1:08.809	+ 2.267
2 -	1:13.170	+ 6.628	9:28:00.661	7 -	1:06.745	+ 0.203
3 -	1:10.635	+ 4.093	9:29:11.296	8 -	1:06.542	9:34:51.446
4 -	1:08.334	+ 1.792	9:30:19.630	9 -	1:08.934	+ 2.392
5 -	1:09.720	+ 3.178	9:31:29.350			9:36:00.380
7	Nick WILLIAMSON		A Ford Escort			
1 -	1:11.191	+ 15.757	9:26:39.693	7 -	56.791	+ 1.357
2 -	59.800	+ 4.366	9:27:39.493	8 -	55.434	9:33:33.311
3 -	1:01.741	+ 6.307	9:28:41.234	9 -	57.393	+ 1.959
4 -	1:00.316	+ 4.882	9:29:41.550	10 -	57.090	+ 1.656
5 -	59.977	+ 4.543	9:30:41.527	11 -	57.354	+ 1.920
6 -	59.559	+ 4.125	9:31:41.086			9:36:25.148
8	David USHER		D Peugeot 205			
1 -	1:18.344	+ 13.537	9:26:24.213	6 -	1:06.305	+ 1.498
2 -	1:09.965	+ 5.158	9:27:34.178	7 -	1:05.596	+ 0.789
3 -	1:09.710	+ 4.903	9:28:43.888	8 -	1:04.807	9:34:12.323
4 -	1:06.736	+ 1.929	9:29:50.624	9 -	1:07.894	+ 3.087
5 -	1:04.991	+ 0.184	9:30:55.615	10 -	1:05.072	+ 0.265
						9:36:25.289
10	James POCKLINGTON		A BMW E46 M3			
1 -	1:14.999	+ 15.787	9:26:25.853	7 -	1:00.359	+ 1.147
2 -	1:02.938	+ 3.726	9:27:28.791	8 -	1:00.095	+ 0.883
3 -	59.948	+ 0.736	9:28:28.739	9 -	1:01.034	+ 1.822
4 -	1:00.660	+ 1.448	9:29:29.399	10 -	59.516	+ 0.304
5 -	1:03.286	+ 4.074	9:30:32.685	11 -	59.461	+ 0.249
6 -	59.212		9:31:31.897			9:36:32.362
11	Lee ALLEN		C Mini JCW			
1 -	1:07.431	+ 8.177	9:25:55.193	7 -	59.461	+ 0.207
2 -	1:00.876	+ 1.622	9:26:56.069	8 -	59.552	+ 0.298
3 -	1:02.062	+ 2.808	9:27:58.131	9 -	1:00.808	+ 1.554
4 -	59.579	+ 0.325	9:28:57.710	10 -	59.332	+ 0.078
5 -	59.482	+ 0.228	9:29:57.192	11 -	59.254	9:36:03.718
6 -	1:08.119	+ 8.865	9:31:05.311	12 -	1:02.278	+ 3.024
						9:37:05.996
13	Vic HOPE		B Volkswagen Corrado			
1 -	1:15.159	+ 9.707	9:27:08.580	6 -	1:11.885	+ 6.433
2 -	1:10.278	+ 4.826	9:28:18.858	7 -	1:06.903	+ 1.451
3 -	1:08.481	+ 3.029	9:29:27.339	8 -	1:05.452	9:35:07.685
4 -	1:09.259	+ 3.807	9:30:36.598	9 -	1:08.752	+ 3.300
5 -	1:06.847	+ 1.395	9:31:43.445			9:36:16.437
17	Craig FREEMAN		C Mini Cooper S			
1 -	1:14.062	+ 12.894	9:26:05.721	7 -	1:03.768	+ 2.600
2 -	1:06.183	+ 5.015	9:27:11.904	8 -	1:02.636	+ 1.468
3 -	1:06.848	+ 5.680	9:28:18.752	9 -	1:02.591	+ 1.423
4 -	1:04.704	+ 3.536	9:29:23.456	10 -	1:01.168	9:35:42.192
5 -	1:05.751	+ 4.583	9:30:29.207	11 -	1:04.266	+ 3.098
6 -	1:02.822	+ 1.654	9:31:32.029			9:36:46.458

Car 87 - Please fit a working transponder

Weather / Track : Bright / Dry

Brands Hatch Indy
Circuit Length = 1.1986 miles
Start: 09:24 End: 09:37

Dunlop Motorsport News Saloon Car Championship

QUALIFYING - RACE 2 - LAP ANALYSIS

18	Stratton MACKAY		A Subaru Impreza				
1 -	1:17.262	+ 12.454	9:27:05.520	6 -	1:10.384	+ 5.576	9:32:47.225
2 -	1:10.466	+ 5.658	9:28:15.986	7 -	1:04.808		9:33:52.033
3 -	1:06.571	+ 1.763	9:29:22.557	8 -	1:08.274	+ 3.466	9:35:00.307
4 -	1:08.500	+ 3.692	9:30:31.057	9 -	1:05.324	+ 0.516	9:36:05.631
5 -	1:05.784	+ 0.976	9:31:36.841				
19	David HUGHES		B Ford Sierra Cosworth				
1 -	1:19.670	+ 13.183	9:26:37.574	6 -	1:07.316	+ 0.829	9:32:26.657
2 -	1:10.867	+ 4.380	9:27:48.441	7 -	1:08.462	+ 1.975	9:33:35.119
3 -	1:12.068	+ 5.581	9:29:00.509	8 -	1:06.487		9:34:41.606
4 -	1:10.544	+ 4.057	9:30:11.053	9 -	1:09.340	+ 2.853	9:35:50.946
5 -	1:08.288	+ 1.801	9:31:19.341				
26	Bill RICHARDS		C Rover Mini Clubman				
1 -	1:18.171	+ 14.597	9:26:19.183	6 -	1:03.887	+ 0.313	9:31:45.331
2 -	1:08.944	+ 5.370	9:27:28.127	7 -	1:04.076	+ 0.502	9:32:49.407
3 -	1:05.067	+ 1.493	9:28:33.194	8 -	1:03.574		9:33:52.981
4 -	1:04.265	+ 0.691	9:29:37.459	9 -	1:05.031	+ 1.457	9:34:58.012
5 -	1:03.985	+ 0.411	9:30:41.444	10 -	1:03.990	+ 0.416	9:36:02.002
27	Barry RABBIT		D Honda Integra				
1 -	2:16.073 P	+ 1:04.003	9:27:55.105	4 -	1:14.472	+ 2.402	9:31:40.785
2 -	1:19.138	+ 7.068	9:29:14.243	5 -	1:14.393	+ 2.323	9:32:55.178
3 -	1:12.070		9:30:26.313	6 -	1:13.788	+ 1.718	9:34:08.966
31	Eric FALCE		C Ford Fiesta				
1 -	1:18.587	+ 14.501	9:26:45.983	6 -	1:05.094	+ 1.008	9:32:19.478
2 -	1:07.667	+ 3.581	9:27:53.650	7 -	1:05.027	+ 0.941	9:33:24.505
3 -	1:07.269	+ 3.183	9:29:00.919	8 -	1:04.086		9:34:28.591
4 -	1:07.406	+ 3.320	9:30:08.325	9 -	1:04.597	+ 0.511	9:35:33.188
5 -	1:06.059	+ 1.973	9:31:14.384	10 -	1:04.490	+ 0.404	9:36:37.678
32	Howard AFFLECK		C Austin Mini				
1 -	1:18.593	+ 14.501	9:26:26.009	6 -	1:18.500	+ 14.408	9:32:15.658
2 -	1:09.023	+ 4.931	9:27:35.032	7 -	1:04.316	+ 0.224	9:33:19.974
3 -	1:09.934	+ 5.842	9:28:44.966	8 -	1:04.413	+ 0.321	9:34:24.387
4 -	1:06.964	+ 2.872	9:29:51.930	9 -	1:04.092		9:35:28.479
5 -	1:05.228	+ 1.136	9:30:57.158	10 -	1:23.697	+ 19.605	9:36:52.176
34	Stephen DANN		B Volkswagen Golf				
1 -	1:11.473	+ 9.800	9:26:00.967	7 -	1:04.378	+ 2.705	9:32:26.753
2 -	1:05.556	+ 3.883	9:27:06.523	8 -	1:02.509	+ 0.836	9:33:29.262
3 -	1:03.718	+ 2.045	9:28:10.241	9 -	1:01.673		9:34:30.935
4 -	1:04.814	+ 3.141	9:29:15.055	10 -	1:02.366	+ 0.693	9:35:33.301
5 -	1:04.612	+ 2.939	9:30:19.667	11 -	1:04.913	+ 3.240	9:36:38.214
6 -	1:02.708	+ 1.035	9:31:22.375				
36	Paul EVE		A Ford Sierra Sapphire				
1 -	1:19.030	+ 11.882	9:27:00.205	6 -	1:10.571	+ 3.423	9:32:51.466
2 -	1:11.165	+ 4.017	9:28:11.370	7 -	1:08.557	+ 1.409	9:34:00.023
3 -	1:10.481	+ 3.333	9:29:21.851	8 -	1:07.148		9:35:07.171
4 -	1:10.738	+ 3.590	9:30:32.589	9 -	1:08.877	+ 1.729	9:36:16.048
5 -	1:08.306	+ 1.158	9:31:40.895				
40	Bob HOSIER		C Mini Cooper S				
1 -	1:15.205	+ 8.555	9:26:28.890	5 -	1:08.629	+ 1.979	9:31:02.518
2 -	1:09.291	+ 2.641	9:27:38.181	6 -	1:07.102	+ 0.452	9:32:09.620
3 -	1:09.058	+ 2.408	9:28:47.239	7 -	1:41.922 P	+ 35.272	9:33:51.542
4 -	1:06.650		9:29:53.889				

Car 87 - Please fit a working transponder

Weather / Track : Bright / Dry

Brands Hatch Indy
Circuit Length = 1.1986 miles
Start: 09:24 End: 09:37

Dunlop Motorsport News Saloon Car Championship

QUALIFYING - RACE 2 - LAP ANALYSIS

43	Andy THOMPSON		B Seat Leon				
1 -	1:12.822	+ 13.972	9:26:58.546	6 -	1:02.064	+ 3.214	9:32:00.311
2 -	1:00.979	+ 2.129	9:27:59.525	7 -	59.120	+ 0.270	9:32:59.431
3 -	1:00.257	+ 1.407	9:28:59.782	8 -	58.995	+ 0.145	9:33:58.426
4 -	58.850		9:29:58.632	9 -	59.112	+ 0.262	9:34:57.538
5 -	59.615	+ 0.765	9:30:58.247	10 -	1:29.048 P	+ 30.198	9:36:26.586
44	Rod BIRLEY		A Ford Escort WRC				
1 -	1:15.115	+ 18.731	9:26:11.928	6 -	56.408	+ 0.024	9:31:05.117
2 -	1:00.949	+ 4.565	9:27:12.877	7 -	56.384		9:32:01.501
3 -	59.313	+ 2.929	9:28:12.190	8 -	57.006	+ 0.622	9:32:58.507
4 -	58.854	+ 2.470	9:29:11.044	9 -	57.008	+ 0.624	9:33:55.515
5 -	57.665	+ 1.281	9:30:08.709	10 -	57.668	+ 1.284	9:34:53.183
46	Graham BAH		D BMW E30				
1 -	1:26.070	+ 18.685	9:26:49.282	5 -	1:07.385		9:33:25.570
2 -	1:14.359	+ 6.974	9:28:03.641	6 -	2:01.530 P	+ 54.145	9:35:27.100
3 -	3:01.492 P	+ 1:54.107	9:31:05.133	7 -	1:19.830	+ 12.445	9:36:46.930
4 -	1:13.052	+ 5.667	9:32:18.185				
47	Lennie COAD		C BMW Mini Cooper				
1 -	1:13.445	+ 9.692	9:26:06.631	6 -	1:06.619	+ 2.866	9:31:40.425
2 -	1:07.207	+ 3.454	9:27:13.838	7 -	1:05.696	+ 1.943	9:32:46.121
3 -	1:06.662	+ 2.909	9:28:20.500	8 -	1:04.251	+ 0.498	9:33:50.372
4 -	1:07.305	+ 3.552	9:29:27.805	9 -	1:03.753		9:34:54.125
5 -	1:06.001	+ 2.248	9:30:33.806	10 -	1:06.020	+ 2.267	9:36:00.145
48	Matthew EDWARDS		A Subaru Impreza				
1 -	1:14.946	+ 13.812	9:27:14.947	6 -	1:03.490	+ 2.356	9:32:49.720
2 -	1:07.022	+ 5.888	9:28:21.969	7 -	1:03.144	+ 2.010	9:33:52.864
3 -	1:11.440	+ 10.306	9:29:33.409	8 -	1:01.134		9:34:53.998
4 -	1:10.485	+ 9.351	9:30:43.894	9 -	1:12.559	+ 11.425	9:36:06.557
5 -	1:02.336	+ 1.202	9:31:46.230				
57	Tony PAXMAN		B Ford Escort				
1 -	1:16.671	+ 12.393	9:26:51.255	6 -	1:04.855	+ 0.577	9:32:25.062
2 -	1:11.846	+ 7.568	9:28:03.101	7 -	1:04.278		9:33:29.340
3 -	1:07.233	+ 2.955	9:29:10.334	8 -	1:05.717	+ 1.439	9:34:35.057
4 -	1:05.560	+ 1.282	9:30:15.894	9 -	1:04.728	+ 0.450	9:35:39.785
5 -	1:04.313	+ 0.035	9:31:20.207	10 -	1:06.078	+ 1.800	9:36:45.863
58	Philip DANBURY		D BMW E30				
1 -	1:19.758	+ 12.533	9:27:11.397	6 -	1:07.225		9:32:57.187
2 -	1:10.978	+ 3.753	9:28:22.375	7 -	1:08.773	+ 1.548	9:34:05.960
3 -	1:09.742	+ 2.517	9:29:32.117	8 -	1:08.031	+ 0.806	9:35:13.991
4 -	1:08.029	+ 0.804	9:30:40.146	9 -	1:08.991	+ 1.766	9:36:22.982
5 -	1:09.816	+ 2.591	9:31:49.962				
61	Stephen NOBLE		C Vauxhall Nova				
1 -	1:24.352	+ 8.136	9:26:46.031	5 -	1:16.216		9:31:55.299
2 -	1:16.476	+ 0.260	9:28:02.507	6 -	1:17.005	+ 0.789	9:33:12.304
3 -	1:17.016	+ 0.800	9:29:19.523	7 -	1:55.849 P	+ 39.633	9:35:08.153
4 -	1:19.560	+ 3.344	9:30:39.083				
67	Raymond BARROW		B Ford Escort				
1 -	1:10.854	+ 9.853	9:26:05.340	7 -	1:02.481	+ 1.480	9:32:25.372
2 -	1:03.962	+ 2.961	9:27:09.302	8 -	1:02.308	+ 1.307	9:33:27.680
3 -	1:05.233	+ 4.232	9:28:14.535	9 -	1:01.001		9:34:28.681
4 -	1:02.522	+ 1.521	9:29:17.057	10 -	1:01.131	+ 0.130	9:35:29.812
5 -	1:03.080	+ 2.079	9:30:20.137	11 -	1:02.131	+ 1.130	9:36:31.943
6 -	1:02.754	+ 1.753	9:31:22.891				

Car 87 - Please fit a working transponder

Weather / Track : Bright / Dry

Brands Hatch Indy
Circuit Length = 1.1986 miles
Start: 09:24 End: 09:37

Dunlop Motorsport News Saloon Car Championship

QUALIFYING - RACE 2 - LAP ANALYSIS

70	Jeremy FRANCIS		E Vauxhall Nova				
1 -	1:18.485	+ 15.688	9:26:22.735	6 -	1:09.617	+ 6.820	9:31:56.257
2 -	1:09.341	+ 6.544	9:27:32.076	7 -	1:05.338	+ 2.541	9:33:01.595
3 -	1:04.286	+ 1.489	9:28:36.362	8 -	1:03.817	+ 1.020	9:34:05.412
4 -	1:04.916	+ 2.119	9:29:41.278	9 -	1:02.797		9:35:08.209
5 -	1:05.362	+ 2.565	9:30:46.640				
71	Nick PROUDLOCK		E Ford Escort MK1				
1 -	1:17.845	+ 14.522	9:26:27.393	6 -	1:06.792	+ 3.469	9:32:04.847
2 -	1:08.028	+ 4.705	9:27:35.421	7 -	1:04.835	+ 1.512	9:33:09.682
3 -	1:10.197	+ 6.874	9:28:45.618	8 -	1:03.652	+ 0.329	9:34:13.334
4 -	1:06.834	+ 3.511	9:29:52.452	9 -	1:03.584	+ 0.261	9:35:16.918
5 -	1:05.603	+ 2.280	9:30:58.055	10 -	1:03.323		9:36:20.241
74	Gavin THOMSON		C Peugeot 205				
1 -	1:19.063	+ 14.103	9:26:36.005	6 -	1:12.120	+ 7.160	9:32:31.999
2 -	1:13.269	+ 8.309	9:27:49.274	7 -	1:05.135	+ 0.175	9:33:37.134
3 -	1:14.336	+ 9.376	9:29:03.610	8 -	1:06.422	+ 1.462	9:34:43.556
4 -	1:10.299	+ 5.339	9:30:13.909	9 -	1:04.960		9:35:48.516
5 -	1:05.970	+ 1.010	9:31:19.879				
82	Peter TAYLOR		B Ford Sierra Cosworth				
1 -	1:19.805	+ 18.106	9:26:22.000	6 -	1:05.868	+ 4.169	9:31:56.662
2 -	1:10.551	+ 8.852	9:27:32.551	7 -	1:07.119	+ 5.420	9:33:03.781
3 -	1:09.110	+ 7.411	9:28:41.661	8 -	1:03.991	+ 2.292	9:34:07.772
4 -	1:04.830	+ 3.131	9:29:46.491	9 -	1:01.699		9:35:09.471
5 -	1:04.303	+ 2.604	9:30:50.794	10 -	1:06.948	+ 5.249	9:36:16.419
87	Graham RICHARDSON		E Vauxhall Nova				
1 -	1:08.194		9:27:54.547				
90	Richard BRENT		E Peugeot 205				
1 -	1:19.997	+ 14.494	9:26:18.395	6 -	1:07.071	+ 1.568	9:32:19.071
2 -	1:14.858	+ 9.355	9:27:33.253	7 -	1:56.794 P	+ 51.291	9:34:15.865
3 -	1:10.109	+ 4.606	9:28:43.362	8 -	1:10.780	+ 5.277	9:35:26.645
4 -	1:16.735	+ 11.232	9:30:00.097	9 -	1:05.503		9:36:32.148
5 -	1:11.903	+ 6.400	9:31:12.000				
97	Andrew WOODS-DEAN		D Renault Megane				
1 -	1:13.944	+ 9.385	9:26:50.616	5 -	1:05.909	+ 1.350	9:31:17.642
2 -	1:08.333	+ 3.774	9:27:58.949	6 -	1:04.559		9:32:22.201
3 -	1:06.618	+ 2.059	9:29:05.567	7 -	1:05.570	+ 1.011	9:33:27.771
4 -	1:06.166	+ 1.607	9:30:11.733	8 -	1:08.230	+ 3.671	9:34:36.001


Car 87 - Please fit a working transponder

Weather / Track : Bright / Dry

Brands Hatch Indy
Circuit Length = 1.1986 miles
Start: 09:24 End: 09:37

Dunlop Motorsport News Saloon Car Championship

RACE 2 - GRID

ROW 16	1:12.070 27 Barry RABBIT	1:16.216 61 Stephen NOBLE
ROW 15	1:07.225 58 Philip DANBURY	1:07.385 46 Graham BAHR
ROW 14	1:06.650 40 Bob HOSIER	1:07.148 36 Paul EVE
ROW 13	1:06.487 19 David HUGHES	1:06.542 3 Ashley HARGREAVES
ROW 12	1:05.452 13 Vic HOPE	1:05.503 90 Richard BRENT
ROW 11	1:04.808 18 Stratton MACKAY	1:04.960 74 Gavin THOMSON
ROW 10	1:04.559 97 Andrew WOODS-DEAN	1:04.807 8 David USHER
ROW 9	1:04.092 32 Howard AFFLECK	1:04.278 57 Tony PAXMAN
ROW 8	1:03.753 47 Lennie COAD	1:04.086 31 Eric FALCE
ROW 7	1:03.323 71 Nick PROUDLOCK	1:03.574 26 Bill RICHARDS
ROW 6	1:01.699 82 Peter TAYLOR	1:02.797 70 Jeremy FRANCIS
ROW 5	1:01.168 17 Craig FREEMAN	1:01.673 34 Stephen DANN
ROW 4	1:01.001 67 Raymond BARROW	1:01.134 48 Matthew EDWARDS
ROW 3	59.254 11 Lee ALLEN	1:00.505 2 George ALLEN
ROW 2	58.850 43 Andy THOMPSON	59.212 10 James POCKLINGTON
ROW 1	55.434 7 Nick WILLIAMSON	56.384 44 Rod BIRLEY
Pole		
		

Reserve Car - 87

Brands Hatch Indy
Circuit Length = 1.1986 miles

These results are provisional until the conclusion of any judicial and technical matters.

Clerk of Course :		Timekeeper :
-------------------	--	--------------

Dunlop Motorsport News Saloon Car Championship

RACE 2 - CLASSIFICATION

POS	NO	CL	NAME	ENTRY	LAPS	TIME	GAP	DIFF	MPH	BEST	ON
1	7	A	Nick WILLIAMSON	Ford Escort	13	15:55.891			58.68	55.574	7
2	44	A	Rod BIRLEY	Ford Escort WRC	13	15:56.068	0.177	0.177	58.67	55.120	7
3	10	A	James POCKLINGTON	BMW E46 M3	13	16:12.481	16.590	16.413	57.68	57.241	2
4	11	C	Lee ALLEN	Mini JCW	13	16:18.168	22.277	5.687	57.34	58.357	8
5	43	B	Andy THOMPSON	Seat Leon	13	16:18.448	22.557	0.280	57.33	58.180	12
6	18	A	Stratton MACKAY	Subaru Impreza	13	16:29.741	33.850	11.293	56.67	58.389	11
7	48	A	Matthew EDWARDS	Subaru Impreza	13	16:30.456	34.565	0.715	56.63	59.171	11
8	97	D	Andrew WOODS-DEAN	Renault Megane	13	16:33.823	37.932	3.367	56.44	59.336	12
9	27	D	Barry RABBIT	Honda Integra	13	16:34.818	38.927	0.995	56.38	59.163	12
10	36	A	Paul EVE	Ford Sierra Sapphire	13	16:40.010	44.119	5.192	56.09	58.920	12
11	82	B	Peter TAYLOR	Ford Sierra Cosworth	13	16:43.068	47.177	3.058	55.92	59.536	13
12	34	B	Stephen DANN	Volkswagen Golf	13	16:50.711	54.820	7.643	55.50	1:01.718	13
13	74	C	Gavin THOMSON	Peugeot 205	13	16:51.245	55.354	0.534	55.47	1:00.828	11
14	8	D	David USHER	Peugeot 205	13	16:51.391	55.500	0.146	55.46	1:00.268	9
15	71	E	Nick PROUDLOCK	Ford Escort MK1	13	16:59.042	1:03.151	7.651	55.04	1:03.321	8
16	57	B	Tony PAXMAN	Ford Escort	12	15:57.903	1 lap	1 lap	54.05	1:02.796	11
17	17	C	Craig FREEMAN	Mini Cooper S	12	15:58.419	1 lap	0.516	54.02	1:01.357	11
18	61	C	Stephen NOBLE	Vauxhall Nova	12	16:00.828	1 lap	2.409	53.89	1:02.813	11
19	19	B	David HUGHES	Ford Sierra Cosworth	12	16:03.596	1 lap	2.768	53.73	1:03.317	9
20	47	C	Lennie COAD	BMW Mini Cooper	12	16:04.599	1 lap	1.003	53.68	1:03.476	9
21	58	D	Philip DANBURY	BMW E30	12	16:20.456	1 lap	15.857	52.81	1:03.992	11
22	31	C	Eric FALCE	Ford Fiesta	12	16:21.855	1 lap	1.399	52.73	1:04.969	7
23	13	B	Vic HOPE	Volkswagen Corrado	12	16:36.396	1 lap	14.541	51.96	1:05.115	11
24	32	C	Howard AFFLECK	Austin Mini	12	16:37.993	1 lap	1.597	51.88	1:07.381	11
25	46	D	Graham BAHR	Alfa Romeo Alfasud Sprint	11	16:06.836	2 laps	1 lap	49.09	1:07.262	9

NOT CLASSIFIED

DNF 3	B	Ashley HARGREAVES	Peugeot 306	6	9:33.434	7 laps	5 laps	45.14	1:23.686	4
DNF 40	C	Bob HOSIER	Mini Cooper S	2	3:06.323	11 laps	4 laps	46.31		
DNF 90	E	Richard BRENT	Peugeot 205	2	8:28.330	11 laps	5:22.007	16.97		
DNF 2	C	George ALLEN	Mini Cooper S	1	1:05.531	12 laps	1 lap	65.84		
DNF 67	B	Raymond BARROW	Ford Escort	1	1:05.891	12 laps	0.360	65.48		
DNF 87	E	Graham RICHARDSON	Vauxhall Nova	0						

FASTEST LAP

44	A	Rod BIRLEY	Ford Escort WRC	7	55.120	78.28 mph	125.98 kph
43	B	Andy THOMPSON	Seat Leon	12	58.180	74.16 mph	119.36 kph
11	C	Lee ALLEN	Mini JCW	8	58.357	73.94 mph	118.99 kph
27	D	Barry RABBIT	Honda Integra	12	59.163	72.93 mph	117.37 kph
71	E	Nick PROUDLOCK	Ford Escort MK1	8	1:03.321	68.14 mph	109.66 kph

Weather / Track : Cloudy / Dry

These results are provisional until the conclusion of any judicial and technical matters.

Brands Hatch Indy

Circuit Length = 1.1986 miles

Start: 14:14 End: 14:31

Clerk of Course :		Timekeeper :	
-------------------	--	--------------	--

Dunlop Motorsport News Saloon Car Championship

RACE 2 - LAP CHART

Lap 1			Lap 2			Lap 3			Lap 4			Lap 5		
No	Behind	Laptime	No	Behind	Laptime	No	Behind	Laptime	No	Behind	Laptime	No	Behind	Laptime
7		1:00.210	7		56.428	7		1:35.541	7		2:00.095	7		2:14.724
44	0.623	1:00.833	44	2.302	58.107	44	0.303	1:33.542	44	0.468	2:00.260	44	0.454	2:14.710
10	3.239	1:03.449	10	4.052	57.241	10	0.925	1:32.414	10	1.391	2:00.561	10	1.324	2:14.657
11	3.285	1:03.495	11	5.376	58.519	11	1.568	1:31.733	11	2.297	2:00.824	11	2.049	2:14.476
43	3.822	1:04.032	43	8.393	1:00.999	43	2.416	1:29.564	43	2.452	2:00.131	43	2.659	2:14.931
2	5.321	1:05.531	48	38.046	1:25.908	34	41.507	1:37.601	34	3.606	1:22.194	34	4.361	2:15.479
67	5.681	1:05.891	34	39.447	1:27.641	48	42.491	1:39.986	48	5.528	1:23.132	48	5.562	2:14.758
34	8.234	1:08.444	71	40.966	1:27.147	71	43.439	1:38.014	71	6.302	1:22.958	71	6.131	2:14.553
48	8.566	1:08.776	97	41.602	1:24.620	97	43.772	1:37.711	97	7.338	1:23.661	97	7.489	2:14.875
71	10.247	1:10.457	82	42.326	1:26.171	82	45.666	1:38.881	82	8.235	1:22.664	82	8.780	2:15.269
82	12.583	1:12.793	74	43.314	1:26.681	74	46.779	1:39.006	74	9.777	1:23.093	74	9.843	2:14.790
90	12.924	1:13.134	3	43.777	1:26.626	3	47.336	1:39.100	3	10.927	1:23.686	3	10.965	2:14.762
74	13.061	1:13.271	18	43.827	1:26.179	18	48.239	1:39.953	18	11.512	1:23.368	18	11.267	2:14.479
97	13.410	1:13.620	27	44.490	1:26.502	27	49.483	1:40.534	27	12.382	1:22.994	27	12.546	2:14.888
3	13.579	1:13.789	36	45.215	1:27.408	36	49.698	1:40.024	36	13.648	1:24.045	36	14.370	2:15.446
18	14.076	1:14.286	57	46.092	1:27.619	57	52.158	1:41.607	57	14.965	1:22.902	57	16.442	2:16.201
36	14.235	1:14.445	47	46.364	1:27.482	47	52.582	1:41.759	47	15.944	1:23.457	47	17.522	2:16.302
27	14.416	1:14.626	8	47.665	1:28.710	8	53.434	1:41.310	8	17.411	1:24.072	8	19.057	2:16.370
57	14.901	1:15.111	19	47.673	1:27.094	19	54.490	1:42.358	19	18.488	1:24.093	19	20.010	2:16.246
47	15.310	1:15.520	61	48.352	1:28.311	61	55.621	1:42.810	61	19.490	1:23.964	61	20.289	2:15.523
8	15.383	1:15.593	17	49.024	1:28.880	17	59.196	1:45.713	17	20.418	1:21.317	17	21.014	2:15.320
61	16.469	1:16.679	13	49.135	1:28.173	13	59.465	1:45.871	13	20.936	1:21.566	13	21.993	2:15.781
17	16.572	1:16.782	58	49.996	1:27.919	58	1:01.288	1:46.833	58	22.201	1:21.008	58	23.206	2:15.729
19	17.007	1:17.217	31	50.236	1:27.749	31	1:02.648	1:47.953	31	22.595	1:20.042	31	24.548	2:16.677
13	17.390	1:17.600	32	50.982	1:28.368	32	1:06.821	1:51.380	32	24.001	1:17.275	32	25.757	2:16.480
58	18.505	1:18.715	46	51.820	1:27.382	46	1:07.201	1:50.922	46	24.884	1:17.778	46	26.083	2:15.923
31	18.915	1:19.125	40	1:09.685	1:30.909 P							90	3 LAPS	7:15.196 P
32	19.042	1:19.252												
46	20.866	1:21.076												
40	35.204	1:35.414												

Weather / Track : Cloudy / Dry

Brands Hatch Indy
Circuit Length = 1.1986 miles
Start: 14:14 End: 14:31

Dunlop Motorsport News Saloon Car Championship

RACE 2 - LAP CHART

Lap 6			Lap 7			Lap 8			Lap 9			Lap 10		
No	Behind	Laptime	No	Behind	Laptime	No	Behind	Laptime	No	Behind	Laptime	No	Behind	Laptime
7		1:36.313	7		55.574	7		55.939	7		56.089	7		56.469
44	1.176	1:37.035	44	0.722	55.120	44	0.461	55.678	44	0.559	56.187	44	0.444	56.354
10	1.993	1:36.982	10	4.400	57.981	10	6.301	57.840	10	8.148	57.936	46	1 LAP	1:07.262
11	3.100	1:37.364	11	6.027	58.501	11	8.445	58.357	11	10.812	58.456	32	1 LAP	1:07.711
43	3.348	1:37.002	43	6.428	58.654	43	8.691	58.202	43	10.997	58.395	13	1 LAP	1:07.384
34	3.640	1:35.592	48	10.562	1:01.430	48	14.828	1:00.205	48	21.859	1:03.120	10	9.497	57.818
48	4.706	1:35.457	34	11.988	1:03.922	97	17.981	1:01.177	97	22.159	1:00.267	11	13.000	58.657
71	6.494	1:36.676	97	12.743	1:01.551	18	19.923	1:00.244	18	23.350	59.516	43	14.532	1:00.004
97	6.766	1:35.590	71	14.489	1:03.569	34	20.214	1:04.165	27	25.982	1:00.722	48	24.947	59.557
82	9.032	1:36.565	82	15.231	1:01.773	27	21.349	1:00.599	34	27.515	1:03.390	18	26.209	59.328
74	9.876	1:36.346	18	15.618	1:00.318	71	21.871	1:03.321	82	28.098	1:01.843	97	26.230	1:00.540
3	10.123	1:35.471	27	16.689	1:01.342	82	22.344	1:03.052	36	28.276	1:01.835	27	29.179	59.666
18	10.874	1:35.920	36	18.073	1:02.136	36	22.530	1:00.396	71	30.762	1:04.980	36	34.104	1:02.297
27	10.921	1:34.688	74	20.237	1:05.935	74	26.332	1:02.034	74	31.581	1:01.338	34	34.309	1:03.263
36	11.511	1:33.454	57	22.088	1:04.213	8	30.338	1:03.069	8	34.517	1:00.268	82	34.742	1:03.113
57	13.449	1:33.320	8	23.208	1:04.596	57	30.496	1:04.347	57	38.006	1:03.599	71	38.726	1:04.433
47	14.029	1:32.820	47	23.294	1:04.839	47	32.149	1:04.794	47	39.536	1:03.476	8	38.787	1:00.739
8	14.186	1:31.442	19	24.430	1:03.854	19	32.664	1:04.173	19	39.892	1:03.317	74	38.794	1:03.682
19	16.150	1:32.453	61	24.826	1:03.542	17	32.818	1:03.498	17	40.195	1:03.466	57	44.723	1:03.186
61	16.858	1:32.882	17	25.259	1:03.068	61	33.791	1:04.904	61	40.678	1:02.976	47	46.769	1:03.702
17	17.765	1:33.064	13	28.090	1:05.374	31	43.432	1:08.674	31	53.702	1:06.359	17	46.899	1:03.173
13	18.290	1:32.610	58	30.167	1:05.183	58	44.439	1:10.211	58	54.653	1:06.303	61	47.331	1:03.122
58	20.558	1:33.665	31	30.697	1:04.969	46	51.958	1:08.882				19	48.709	1:05.286
31	21.302	1:33.067	46	39.015	1:08.294	32	52.532	1:09.178						
32	26.121	1:36.677	32	39.293	1:08.746	13	54.153	1:22.002						
46	26.295	1:36.525												

Weather / Track : Cloudy / Dry

Brands Hatch Indy
Circuit Length = 1.1986 miles
Start: 14:14 End: 14:31

Dunlop Motorsport News Saloon Car Championship

RACE 2 - LAP CHART


Lap 11			Lap 12			Lap 13		
No	Behind	Laptime	No	Behind	Laptime	No	Behind	Laptime
7		55.758	7		56.168	7		56.583
44	0.496	55.810	44	0.349	56.021	44	0.177	56.411
31	1 LAP	1:06.335	19	1 LAP	1:03.609	57	1 LAP	1:03.002
58	1 LAP	1:05.470	10	15.501	59.484	17	1 LAP	1:02.781
10	12.185	58.446	58	1 LAP	1:03.992	61	1 LAP	1:03.302
11	16.741	59.499	31	1 LAP	1:05.079	19	1 LAP	1:03.896
43	17.988	59.214	11	19.203	58.630	47	1 LAP	1:05.880
32	1 LAP	1:07.887	43	20.000	58.180	46	2 LAPS	1:09.122
13	1 LAP	1:07.163	13	1 LAP	1:05.115	10	16.590	57.672
48	28.360	59.171	32	1 LAP	1:07.381	11	22.277	59.657
18	28.840	58.389	18	31.159	58.487	43	22.557	59.140
97	31.022	1:00.550	48	31.561	59.369	58	1 LAP	1:05.428
27	32.747	59.326	97	34.190	59.336	31	1 LAP	1:05.826
36	38.906	1:00.560	27	35.742	59.163	18	33.850	59.274
82	40.154	1:01.170	36	41.658	58.920	48	34.565	59.587
34	43.476	1:04.925	82	44.224	1:00.238	97	37.932	1:00.325
74	43.864	1:00.828	34	49.685	1:02.377	27	38.927	59.768
8	44.420	1:01.391	8	50.224	1:01.972	13	1 LAP	1:07.757
71	47.582	1:04.614	74	50.237	1:02.541	32	1 LAP	1:07.658
57	51.761	1:02.796	71	55.210	1:03.796	36	44.119	59.044
17	52.498	1:01.357				82	47.177	59.536
61	54.386	1:02.813				34	54.820	1:01.718
46	1 LAP	1:43.670				74	55.354	1:01.700
47	55.579	1:04.568				8	55.500	1:01.859
						71	1:03.151	1:04.524

Weather / Track : Cloudy / Dry

Brands Hatch Indy
 Circuit Length = 1.1986 miles
 Start: 14:14 End: 14:31

Dunlop Motorsport News Saloon Car Championship

RACE 12 - GRID

ROW 13	46	Graham BAHR			
ROW 12		13	Vic HOPE	32	Howard AFFLECK
ROW 11	58	Philip DANBURY	31	Eric FALCE	
ROW 10		19	David HUGHES	47	Lennie COAD
ROW 9	17	Craig FREEMAN	61	Stephen NOBLE	
ROW 8		71	Nick PROUDLOCK	57	Tony PAXMAN
ROW 7	74	Gavin THOMSON	8	David USHER	
ROW 6		82	Peter TAYLOR	34	Stephen DANN
ROW 5	27	Barry RABBIT	36	Paul EVE	
ROW 4		48	Matthew EDWARDS	97	Andrew WOODS-DEAN
ROW 3	43	Andy THOMPSON	18	Stratton MACKAY	
ROW 2		10	James POCKLINGTON	11	Lee ALLEN
ROW 1	7	Nick WILLIAMSON	44	Rod BIRLEY	
Pole					
					

Brands Hatch Indy
Circuit Length = 1.1986 miles

These results are provisional until the conclusion of any judicial and technical matters.

Clerk of Course :		Timekeeper :
-------------------	--	--------------

Dunlop Motorsport News Saloon Car Championship

RACE 12 - CLASSIFICATION - AMENDED 2

POS	NO	CL	NAME	ENTRY	LAPS	TIME	GAP	DIFF	MPH	BEST	ON
1	7	A	Nick WILLIAMSON	Ford Escort	10	12:08.903			59.19	57.099	6
2	11	C	Lee ALLEN	Mini JCW	10	12:13.570	4.667	4.667	58.82	59.040	10
3	43	B	Andy THOMPSON	Seat Leon	10	12:18.958	10.055	5.388	58.39	59.234	4
4	27	D	Barry RABBIT	Honda Integra	10	12:19.682	10.779	0.724	58.33	59.731	5
5	18	A	Stratton MACKAY	Subaru Impreza	10	12:21.203	12.300	1.521	58.21	1:00.564	5
6	97	D	Andrew WOODS-DEAN	Renault Megane	10	12:21.717	12.814	0.514	58.17	1:01.867	4
7	48	A	Matthew EDWARDS	Subaru Impreza	10	12:22.155	13.252	0.438	58.14	1:01.238	3
8	90	E	Richard BRENT	Peugeot 205	10	12:31.324	22.421	9.169	57.43	1:01.443	4
9	61	C	Stephen NOBLE	Vauxhall Nova	10	12:33.206	24.303	1.882	57.28	1:02.822	6
10	2	C	George ALLEN	Mini Cooper S	10	12:33.897	24.994	0.691	57.23	1:01.553	6
11	71	E	Nick PROUDLOCK	Ford Escort MK1	10	12:33.990	25.087	0.093	57.22	1:03.053	5
12	8	D	David USHER	Peugeot 205	10	12:34.610	25.707	0.620	57.18	1:02.908	5
13	19	B	David HUGHES	Ford Sierra Cosworth	10	12:35.669	26.766	1.059	57.10	1:04.006	4
14	17	C	Craig FREEMAN	Mini Cooper S	10	12:36.324	27.421	0.655	57.05	1:02.025	5
15	40	C	Bob HOSIER	Mini Cooper S	10	12:37.369	28.466	1.045	56.97	1:03.142	5
16	57	B	Tony PAXMAN	Ford Escort	10	12:39.752	30.849	2.383	56.79	1:04.389	5
17	34	B	Stephen DANN	Volkswagen Golf	10	13:13.256	1:04.353	33.504	54.39	1:02.926	4
18	82	B	Peter TAYLOR	Ford Sierra Cosworth	9	12:21.334	1 lap	1 lap	52.38	1:07.633	5
19	13	B	Vic HOPE	Volkswagen Corrado	9	12:24.388	1 lap	3.054	52.17	1:07.886	9
20	31	C	Eric FALCE	Ford Fiesta	9	12:33.430	1 lap	9.042	51.54	1:07.715	3
21	10	A	James POCKLINGTON	BMW E46 M3	9	12:37.144	1 lap	3.714	51.29	1:01.182	2

NOT CLASSIFIED

DNF	32	C	Howard AFFLECK	Austin Mini	8	11:19.650	2 laps	1 lap	50.79	1:08.641	5
DNF	26	C	Bill RICHARDS	Rover Mini Clubman	7	7:47.292	3 laps	1 lap	64.63	1:02.073	6
DNC	44	A	Rod BIRLEY	Ford Escort WRC	6	12:22.079	4 laps	1 lap	34.88	56.295	6
DNF	74	C	Gavin THOMSON	Peugeot 205	5	7:12.479	5 laps	1 lap	49.88	1:04.838	4
DNF	58	D	Philip DANBURY	BMW E30	4	4:55.731	6 laps	1 lap	58.36	1:10.236	4
DNF	36	A	Paul EVE	Ford Sierra Sapphire	1	1:05.606	9 laps	3 laps	65.77		
DNF	47	C	Lennie COAD	BMW Mini Cooper	0						
DQ	46	D	Graham BAHR	Alfa Romeo Alfasud Sprint	0						

FASTEST LAP

44	A	Rod BIRLEY	Ford Escort WRC	6	56.295	76.65 mph	123.35 kph
11	C	Lee ALLEN	Mini JCW	10	59.040	73.08 mph	117.62 kph
43	B	Andy THOMPSON	Seat Leon	4	59.234	72.84 mph	117.23 kph
27	D	Barry RABBIT	Honda Integra	5	59.731	72.24 mph	116.26 kph
90	E	Richard BRENT	Peugeot 205	4	1:01.443	70.22 mph	113.02 kph

Car 43 - 5 sec penalty added for gaining unfair advantage MSA reg C1.1.6

Car 46 - disqualified from race for technical infringement of Class eligibility

Weather / Track : Cloudy / Dry

These results are provisional until the conclusion of any judicial and technical matters.

Brands Hatch Indy

Circuit Length = 1.1986 miles

Start: 12:14 End: 12:29

Clerk of Course :		Timekeeper :	
-------------------	--	--------------	--

Dunlop Motorsport News Saloon Car Championship

RACE 12 - LAP CHART

Lap 1			Lap 2			Lap 3			Lap 4			Lap 5		
No	Behind	Laptime	No	Behind	Laptime	No	Behind	Laptime	No	Behind	Laptime	No	Behind	Laptime
7		59.778	7		58.673	7		57.532	7		57.606	7		58.885
44	1.145	1:00.923	11	4.537	59.511	11	6.587	59.582	31	1 LAP	1:07.715	10	1 LAP	1:02.205
11	3.699	1:03.477	10	6.969	1:01.182	43	10.577	1:00.078	11	8.380	59.399	58	1 LAP	1:10.236
10	4.460	1:04.238	18	7.750	1:01.011	18	11.343	1:01.125	43	12.205	59.234	32	1 LAP	1:09.453
18	5.412	1:05.190	43	8.031	1:00.898	27	11.657	1:00.574	18	14.928	1:01.191	11	8.699	59.204
43	5.806	1:05.584	27	8.615	1:00.368	97	15.401	1:02.002	27	15.073	1:01.022	46	1 LAP	1:12.399
36	5.828	1:05.606	97	10.931	1:02.094	48	15.749	1:01.238	97	19.662	1:01.867	43	12.850	59.530
27	6.920	1:06.698	48	12.043	1:02.984	34	19.451	1:03.221	48	20.033	1:01.890	31	1 LAP	1:09.156
97	7.510	1:07.288	34	13.762	1:03.540	61	22.574	1:03.323	34	24.771	1:02.926	27	15.919	59.731
48	7.732	1:07.510	61	16.783	1:04.300	90	24.411	1:02.789	61	27.937	1:02.969	18	16.607	1:00.564
34	8.895	1:08.673	8	17.213	1:05.529	71	24.597	1:04.444	90	28.248	1:01.443	97	22.728	1:01.951
8	10.357	1:10.135	71	17.685	1:04.716	8	25.223	1:05.542	71	30.536	1:03.545	48	23.525	1:02.377
61	11.156	1:10.934	90	19.154	1:04.033	19	28.860	1:05.151	8	31.089	1:03.472	34	28.953	1:03.067
71	11.642	1:11.420	19	21.241	1:06.271	74	30.342	1:05.426	19	35.260	1:04.006	90	31.363	1:02.000
82	12.804	1:12.582	74	22.448	1:06.777	2	30.996	1:05.096	2	37.149	1:03.759	61	33.091	1:04.039
19	13.643	1:13.421	2	23.432	1:06.316	26	31.093	1:04.611	26	37.363	1:03.876	71	34.704	1:03.053
90	13.794	1:13.572	82	23.595	1:09.464	17	31.523	1:04.082	74	37.574	1:04.838	8	35.112	1:02.908
74	14.344	1:14.122	57	23.817	1:07.881	57	33.295	1:07.010	17	38.077	1:04.160	19	40.554	1:04.179
57	14.609	1:14.387	26	24.014	1:06.693	40	34.137	1:03.841	40	40.871	1:04.340	2	40.614	1:02.350
17	15.281	1:15.059	17	24.973	1:08.365	82	39.716	1:13.653	57	40.936	1:05.247	26	40.752	1:02.274
31	15.358	1:15.136	40	27.828	1:07.552	13	46.384	1:11.344	82	51.009	1:08.899	17	41.217	1:02.025
2	15.789	1:15.567	13	32.572	1:12.731	58	49.512	1:12.152	13	58.695	1:09.917	40	45.128	1:03.142
26	15.994	1:15.772	58	34.892	1:14.063	10	54.911	1:45.474				57	46.440	1:04.389
32	18.152	1:17.930	46	39.300	1:15.200	46	55.109	1:13.341						
13	18.514	1:18.292	32	39.573	1:20.094	32	55.323	1:13.282						
40	18.949	1:18.727	31	52.178	1:35.493									
58	19.502	1:19.280												
46	22.773	1:22.551												

Weather / Track : Cloudy / Dry

Brands Hatch Indy
Circuit Length = 1.1986 miles
Start: 12:14 End: 12:29

Dunlop Motorsport News Saloon Car Championship

RACE 12 - LAP CHART

Lap 6			Lap 7			Lap 8			Lap 9			Lap 10		
No	Behind	Laptime	No	Behind	Laptime	No	Behind	Laptime	No	Behind	Laptime	No	Behind	Laptime
7		57.099	7		1:11.223	7		2:14.946	7		1:54.298	7		58.863
82	1 LAP	1:07.633	10	1 LAP	1:07.063	82	1 LAP	2:13.545	82	1 LAP	1:55.016	11	4.667	59.040
10	1 LAP	1:01.565	82	1 LAP	1:11.714	11	3.005	2:14.254	11	4.490	1:55.783	43	5.055	59.398
11	11.302	59.702	11	3.697	1:03.618	43	4.055	2:11.882	43	4.520	1:54.763	27	10.779	1:01.131
13	1 LAP	1:09.226	43	7.119	1:02.270	13	1 LAP	2:09.967	13	1 LAP	1:55.928	18	12.300	1:01.729
43	16.072	1:00.321	13	1 LAP	1:09.097	32	1 LAP	2:00.565	27	8.511	1:55.958	82	1 LAP	1:08.828
32	1 LAP	1:08.641	74	2 LAPS	2:41.316 P	27	6.851	2:00.523	18	9.434	1:55.583	97	12.814	1:01.881
27	20.361	1:01.541	32	1 LAP	1:12.124	18	8.149	2:01.038	32	1 LAP	1:57.561	44	4 LAPS	56.295
18	22.113	1:02.605	27	21.274	1:12.136	97	9.390	2:01.143	97	9.796	1:54.704	48	13.252	1:02.212
97	28.403	1:02.774	18	22.057	1:11.167	48	10.837	2:01.489	48	9.903	1:53.364	13	1 LAP	1:07.886
48	28.631	1:02.205	97	23.193	1:06.013	31	1 LAP	1:52.830	31	1 LAP	1:56.035	90	22.421	1:03.050
31	1 LAP	1:12.033	48	24.294	1:06.886	46	1 LAP	1:51.163	46	1 LAP	1:56.658	61	24.303	1:04.703
46	1 LAP	1:16.144	31	1 LAP	1:14.968	44	4 LAPS	1:51.337	44	4 LAPS	1:55.953	31	1 LAP	1:10.064
44	4 LAPS	5:20.290	46	1 LAP	1:18.239	34	15.460	1:48.481	34	18.129	1:56.967	2	24.994	1:04.711
34	35.273	1:03.419	44	4 LAPS	1:17.281	90	16.346	1:48.899	90	18.234	1:56.186	71	25.087	1:05.199
90	36.386	1:02.122	34	41.925	1:17.875	61	18.072	1:49.393	61	18.463	1:54.689	8	25.707	1:05.705
61	38.814	1:02.822	90	42.393	1:17.230	71	18.583	1:49.398	71	18.751	1:54.466	19	26.766	1:04.807
71	40.947	1:03.342	61	43.625	1:16.034	8	19.817	1:49.745	8	18.865	1:53.346	17	27.421	1:04.825
8	41.240	1:03.227	71	44.131	1:14.407	2	20.602	1:49.790	2	19.146	1:52.842	10	1 LAP	1:02.913
2	45.068	1:01.553	8	45.018	1:15.001	19	22.164	1:49.707	19	20.822	1:52.956	40	28.466	1:04.860
26	45.726	1:02.073	2	45.758	1:11.913	17	23.241	1:50.147	17	21.459	1:52.516	57	30.849	1:06.135
19	48.956	1:05.501	26	46.496	1:11.993	40	25.112	1:43.934	40	22.469	1:51.655	46	1 LAP	1:16.091
17	49.749	1:05.631	19	47.403	1:09.670	57	27.265	1:37.510	57	23.577	1:50.610	34	1:04.353	1:45.087 P
40	1:02.556	1:14.527	17	48.040	1:09.514	10	1 LAP	2:54.852 P	10	1 LAP	1:37.652 P			
57	1:06.248	1:16.907	40	56.124	1:04.791									
			57	1:04.701	1:09.676									

Weather / Track : Cloudy / Dry

Brands Hatch Indy
Circuit Length = 1.1986 miles
Start: 12:14 End: 12:29

Delphi British Truck Racing Association Championship (Class B)

WARM UP - CLASSIFICATION

POS	NO	CL	NAME	ENTRY	TIME	ON	LAPS	GAP	DIFF	MPH
1	70	B	Brian BURT	Volvo White	1:09.517	2	7			62.07
2	54	B	Steven POWELL	Ford Cargo	1:10.203	5	7	0.686	0.686	61.46
3	50	B	Carl BROOKFIELD	ERF E14	1:10.524	6	7	1.007	0.321	61.18
4	79	B	Luke TAYLOR	ERF E14	1:13.251	5	7	3.734	2.727	58.90
5	19	B	Trevor MARTIN	ERF ES8	1:13.258	5	7	3.741	0.007	58.90
6	25	B	Ben HORNE	Volvo White Aerodyne	1:13.414	6	7	3.897	0.156	58.77
7	10	B	Paul CLARK	Volvo FL10	1:13.573	6	7	4.056	0.159	58.64
8	11	B	David SMITH	Foden Alpha	1:13.996	5	7	4.479	0.423	58.31
9	28	B	Jim BENNETT	Seddon Atkinson	1:14.064	5	7	4.547	0.068	58.26
10	58	B	Frank WRATHALL	Sisu SL250	1:16.897	3	3	7.380	2.833	56.11
11	22	B	Oly JANES	Seddon Atkinson Strato	1:17.294	2	2	7.777	0.397	55.82
12	90	B	Adam ATKINS	Volvo White	1:17.297	1	1	7.780	0.003	55.82

Truck 58, 70, 90 - Please fit a working transponder

Weather / Track : Bright / Dry

These results are provisional until the conclusion of any judicial and technical matters.

Brands Hatch Indy

Circuit Length = 1.1986 miles

Start: 10:08 End: 10:56

Clerk of Course :

Timekeeper :

Delphi British Truck Racing Association Championship (Class B)

WARM UP - LAP ANALYSIS

10	Paul CLARK		B Volvo FL10				
1 -	1:29.724	+ 16.151	10:09:58.086	5 -	1:14.935	+ 1.362	10:53:26.315
2 -	1:15.823	+ 2.250	10:11:13.909	6 -	1:13.573		10:54:39.888
3 -	39:32.668 P	+ 38:19.095	10:50:46.577	7 -	1:15.307	+ 1.734	10:55:55.195
4 -	1:24.803	+ 11.230	10:52:11.380				
11	David SMITH		B Foden Alpha				
1 -	1:30.536	+ 16.540	10:09:56.998	5 -	1:13.996		10:53:11.534
2 -	1:20.687	+ 6.691	10:11:17.685	6 -	1:21.637	+ 7.641	10:54:33.171
3 -	39:15.119 P	+ 38:01.123	10:50:32.804	7 -	1:14.305	+ 0.309	10:55:47.476
4 -	1:24.734	+ 10.738	10:51:57.538				
19	Trevor MARTIN		B ERF ES8				
1 -	1:30.627	+ 17.369	10:10:05.071	5 -	1:13.258		10:53:13.941
2 -	1:18.965	+ 5.707	10:11:24.036	6 -	1:16.217	+ 2.959	10:54:30.158
3 -	39:12.094 P	+ 37:58.836	10:50:36.130	7 -	1:14.479	+ 1.221	10:55:44.637
4 -	1:24.553	+ 11.295	10:52:00.683				
22	Oly JANES		B Seddon Atkinson Strato				
1 -	1:28.634	+ 11.340	10:09:48.494	2 -	1:17.294		10:11:05.788
25	Ben HORNE		B Volvo White Aerodyne				
1 -	1:25.541	+ 12.127	10:09:40.853	5 -	1:15.025	+ 1.611	10:53:28.854
2 -	1:15.945	+ 2.531	10:10:56.798	6 -	1:13.414		10:54:42.268
3 -	39:54.808 P	+ 38:41.394	10:50:51.606	7 -	1:15.150	+ 1.736	10:55:57.418
4 -	1:22.223	+ 8.809	10:52:13.829				
28	Jim BENNETT		B Seddon Atkinson				
1 -	1:27.544	+ 13.480	10:09:49.245	5 -	1:14.064		10:53:18.478
2 -	1:18.790	+ 4.726	10:11:08.035	6 -	1:15.683	+ 1.619	10:54:34.161
3 -	39:30.713 P	+ 38:16.649	10:50:38.748	7 -	1:15.183	+ 1.119	10:55:49.344
4 -	1:25.666	+ 11.602	10:52:04.414				
50	Carl BROOKFIELD		B ERF E14				
1 -	1:29.901	+ 19.377	10:10:01.870	5 -	1:10.599	+ 0.075	10:53:01.634
2 -	1:15.381	+ 4.857	10:11:17.251	6 -	1:10.524		10:54:12.158
3 -	39:11.310 P	+ 38:00.786	10:50:28.561	7 -	1:12.686	+ 2.162	10:55:24.844
4 -	1:22.474	+ 11.950	10:51:51.035				
54	Steven POWELL		B Ford Cargo				
1 -	1:37.321	+ 27.118	10:10:02.244	5 -	1:10.203		10:53:01.864
2 -	1:15.539	+ 5.336	10:11:17.783	6 -	1:10.647	+ 0.444	10:54:12.511
3 -	39:12.992 P	+ 38:02.789	10:50:30.775	7 -	1:10.973	+ 0.770	10:55:23.484
4 -	1:20.886	+ 10.683	10:51:51.661				
58	Frank WRATHALL		B Sisu SL250				
1 -	1:19.362	+ 2.465	10:11:37.297	3 -	1:16.897		10:53:42.580
2 -	40:48.386	+ 39:31.489	10:52:25.683				
70	Brian BURT		B Volvo White				
1 -	1:35.567	+ 26.050	10:10:17.818	5 -	1:14.085	+ 4.568	10:53:19.892
2 -	1:09.517		10:11:27.335	6 -	1:17.956	+ 8.439	10:54:37.848
3 -	39:16.419 P	+ 38:06.902	10:50:43.754	7 -	1:21.340	+ 11.823	10:55:59.188
4 -	1:22.053	+ 12.536	10:52:05.807				
79	Luke TAYLOR		B ERF E14				
1 -	1:29.975	+ 16.724	10:10:06.798	5 -	1:13.251		10:53:16.105
2 -	1:18.631	+ 5.380	10:11:25.429	6 -	1:15.084	+ 1.833	10:54:31.189
3 -	39:11.580 P	+ 37:58.329	10:50:37.009	7 -	1:14.054	+ 0.803	10:55:45.243
4 -	1:25.845	+ 12.594	10:52:02.854				

Truck 58, 70, 90 - Please fit a working transponder

Weather / Track : Bright / Dry

Brands Hatch Indy
Circuit Length = 1.1986 miles
Start: 10:08 End: 10:56

Delphi British Truck Racing Association Championship (Class B)
WARM UP - LAP ANALYSIS

90	Adam ATKINS		B	Volvo White		
1 -	1:17.297		10:11:24.036			

Truck 58, 70, 90 - Please fit a working transponder

Weather / Track : Bright / Dry

Brands Hatch Indy
Circuit Length = 1.1986 miles
Start: 10:08 End: 10:56

Delphi British Truck Racing Association Championship (Class A)

WARM UP - CLASSIFICATION

POS	NO	CL	NAME	ENTRY	TIME	ON	LAPS	GAP	DIFF	MPH
1	5	A	Chris LEVETT	MAN TGS 480	1:04.270	3	8			67.13
2	8	A	Stuart OLIVER	MAN TGS 480	1:04.920	2	9	0.650	0.650	66.46
3	69	A	David JENKINS	Sisu	1:06.415	2	7	2.145	1.495	64.97
4	84	A	Matt SUMMERFIELD	MAN ECT 410	1:06.941	6	9	2.671	0.526	64.46
5	95	A	Richard COLLETT	MAN TGA	1:07.372	5	7	3.102	0.431	64.04
6	60	A	Roger BROOKFIELD	DAF CF	1:08.014	2	9	3.744	0.642	63.44
7	37	A	Cees ZANDBERGEN	Scania 124	1:08.222	4	9	3.952	0.208	63.25
8	55	B	Graham POWELL	ERF ECX	1:09.632	2	8	5.362	1.410	61.96
9	17	A	Hendrik Antonie TIJHUIS	Scania 124	1:12.606	7	8	8.336	2.974	59.43
10	20	B	Manual RODRIGUES	Volvo NH12	1:13.978	5	7	9.708	1.372	58.32
11	26	B	Steve THOMSON	Scammell S26	1:17.067	2	8	12.797	3.089	55.99
12	14	B	Marco DONK	Volvo FM	1:23.655	2	5	19.385	6.588	51.58

Weather / Track : Cloudy / Wet

These results are provisional until the conclusion of any judicial and technical matters.

Brands Hatch Indy

Circuit Length = 1.1986 miles

Start: 11:17 End: 11:29

Clerk of Course :

Timekeeper :

Delphi British Truck Racing Association Championship (Class B)

WARM UP - LAP ANALYSIS

10	Paul CLARK		B Volvo FL10				
1 -	1:29.724	+ 16.151	10:09:58.086	5 -	1:14.935	+ 1.362	10:53:26.315
2 -	1:15.823	+ 2.250	10:11:13.909	6 -	1:13.573		10:54:39.888
3 -	39:32.668 P	+ 38:19.095	10:50:46.577	7 -	1:15.307	+ 1.734	10:55:55.195
4 -	1:24.803	+ 11.230	10:52:11.380				
11	David SMITH		B Foden Alpha				
1 -	1:30.536	+ 16.540	10:09:56.998	5 -	1:13.996		10:53:11.534
2 -	1:20.687	+ 6.691	10:11:17.685	6 -	1:21.637	+ 7.641	10:54:33.171
3 -	39:15.119 P	+ 38:01.123	10:50:32.804	7 -	1:14.305	+ 0.309	10:55:47.476
4 -	1:24.734	+ 10.738	10:51:57.538				
19	Trevor MARTIN		B ERF ES8				
1 -	1:30.627	+ 17.369	10:10:05.071	5 -	1:13.258		10:53:13.941
2 -	1:18.965	+ 5.707	10:11:24.036	6 -	1:16.217	+ 2.959	10:54:30.158
3 -	39:12.094 P	+ 37:58.836	10:50:36.130	7 -	1:14.479	+ 1.221	10:55:44.637
4 -	1:24.553	+ 11.295	10:52:00.683				
22	Oly JANES		B Seddon Atkinson Strato				
1 -	1:28.634	+ 11.340	10:09:48.494	2 -	1:17.294		10:11:05.788
25	Ben HORNE		B Volvo White Aerodyne				
1 -	1:25.541	+ 12.127	10:09:40.853	5 -	1:15.025	+ 1.611	10:53:28.854
2 -	1:15.945	+ 2.531	10:10:56.798	6 -	1:13.414		10:54:42.268
3 -	39:54.808 P	+ 38:41.394	10:50:51.606	7 -	1:15.150	+ 1.736	10:55:57.418
4 -	1:22.223	+ 8.809	10:52:13.829				
28	Jim BENNETT		B Seddon Atkinson				
1 -	1:27.544	+ 13.480	10:09:49.245	5 -	1:14.064		10:53:18.478
2 -	1:18.790	+ 4.726	10:11:08.035	6 -	1:15.683	+ 1.619	10:54:34.161
3 -	39:30.713 P	+ 38:16.649	10:50:38.748	7 -	1:15.183	+ 1.119	10:55:49.344
4 -	1:25.666	+ 11.602	10:52:04.414				
50	Carl BROOKFIELD		B ERF E14				
1 -	1:29.901	+ 19.377	10:10:01.870	5 -	1:10.599	+ 0.075	10:53:01.634
2 -	1:15.381	+ 4.857	10:11:17.251	6 -	1:10.524		10:54:12.158
3 -	39:11.310 P	+ 38:00.786	10:50:28.561	7 -	1:12.686	+ 2.162	10:55:24.844
4 -	1:22.474	+ 11.950	10:51:51.035				
54	Steven POWELL		B Ford Cargo				
1 -	1:37.321	+ 27.118	10:10:02.244	5 -	1:10.203		10:53:01.864
2 -	1:15.539	+ 5.336	10:11:17.783	6 -	1:10.647	+ 0.444	10:54:12.511
3 -	39:12.992 P	+ 38:02.789	10:50:30.775	7 -	1:10.973	+ 0.770	10:55:23.484
4 -	1:20.886	+ 10.683	10:51:51.661				
58	Frank WRATHALL		B Sisu SL250				
1 -	1:19.362	+ 2.465	10:11:37.297	3 -	1:16.897		10:53:42.580
2 -	40:48.386	+ 39:31.489	10:52:25.683				
70	Brian BURT		B Volvo White				
1 -	1:35.567	+ 26.050	10:10:17.818	5 -	1:14.085	+ 4.568	10:53:19.892
2 -	1:09.517		10:11:27.335	6 -	1:17.956	+ 8.439	10:54:37.848
3 -	39:16.419 P	+ 38:06.902	10:50:43.754	7 -	1:21.340	+ 11.823	10:55:59.188
4 -	1:22.053	+ 12.536	10:52:05.807				
79	Luke TAYLOR		B ERF E14				
1 -	1:29.975	+ 16.724	10:10:06.798	5 -	1:13.251		10:53:16.105
2 -	1:18.631	+ 5.380	10:11:25.429	6 -	1:15.084	+ 1.833	10:54:31.189
3 -	39:11.580 P	+ 37:58.329	10:50:37.009	7 -	1:14.054	+ 0.803	10:55:45.243
4 -	1:25.845	+ 12.594	10:52:02.854				

Truck 58, 70, 90 - Please fit a working transponder

Weather / Track : Bright / Dry

Brands Hatch Indy
Circuit Length = 1.1986 miles
Start: 10:08 End: 10:56

Delphi British Truck Racing Association Championship (Class B)
WARM UP - LAP ANALYSIS

90	Adam ATKINS		B	Volvo White		
1 -	1:17.297		10:11:24.036			

Truck 58, 70, 90 - Please fit a working transponder

Weather / Track : Bright / Dry

Brands Hatch Indy
Circuit Length = 1.1986 miles
Start: 10:08 End: 10:56

Delphi British Truck Racing Association Championship (Class B)
QUALIFYING - RACE 6 - CLASSIFICATION

POS	NO	CL	NAME	ENTRY	TIME	ON	LAPS	GAP	DIFF	MPH
1	50	B	Carl BROOKFIELD	ERF E14	1:10.725	9	9			61.01
2	54	B	Steven POWELL	Ford Cargo	1:11.287	9	10	0.562	0.562	60.53
3	28	B	Jim BENNETT	Seddon Atkinson	1:12.749	10	10	2.024	1.462	59.31
4	58	B	Frank WRATHALL	Sisu SL250	1:13.072	6	9	2.347	0.323	59.05
5	70	B	Brian BURT	Volvo White	1:13.669	7	7	2.944	0.597	58.57
6	10	B	Paul CLARK	Volvo FL10	1:14.165	6	6	3.440	0.496	58.18
7	11	B	David SMITH	Foden Alpha	1:14.343	6	7	3.618	0.178	58.04
8	26	B	Steve THOMSON	Scammell S26	1:14.622	7	9	3.897	0.279	57.82
9	19	B	Trevor MARTIN	ERF ES8	1:14.834	8	9	4.109	0.212	57.66
10	90	B	Adam ATKINS	Volvo White	1:15.289	7	7	4.564	0.455	57.31
11	79	B	Luke TAYLOR	ERF E14	1:15.373	6	8	4.648	0.084	57.24
12	25	B	Ben HORNE	Volvo White Aerodyne	1:16.206	2	4	5.481	0.833	56.62

Trucks 10, 11, 25, 26, 70, 90 times disallowed due to 2 wheels over white lines throughout qualifying

Brands Hatch Indy
 Circuit Length = 1.1986 miles
 Start: 12:52 End: 13:05

Weather / Track : Cloudy / Dry

These results are provisional until the conclusion of any judicial and technical matters.

Clerk of Course :		Timekeeper :
-------------------	--	--------------

Delphi British Truck Racing Association Championship (Class B)

QUALIFYING - RACE 6 - LAP ANALYSIS

10	Paul CLARK		B Volvo FL10				
1 -	1:23.031	+ 8.866	12:53:36.481	4 -	3:45.255	+ 2:31.090	13:02:27.039
2 -	3:49.960	+ 2:35.795	12:57:26.441	5 -	1:14.809	+ 0.644	13:03:41.848
3 -	1:15.343	+ 1.178	12:58:41.784	6 -	1:14.165		13:04:56.013
11	David SMITH		B Foden Alpha				
1 -	1:23.484	+ 9.141	12:53:41.247	5 -	1:15.059	+ 0.716	13:02:27.931
2 -	3:47.693	+ 2:33.350	12:57:28.940	6 -	1:14.343		13:03:42.274
3 -	1:14.977	+ 0.634	12:58:43.917	7 -	1:15.791	+ 1.448	13:04:58.065
4 -	2:28.955	+ 1:14.612	13:01:12.872				
19	Trevor MARTIN		B ERF ES8				
1 -	1:24.034	+ 9.200	12:53:56.178	6 -	1:16.449	+ 1.615	13:00:17.240
2 -	1:17.785	+ 2.951	12:55:13.963	7 -	1:17.531	+ 2.697	13:01:34.771
3 -	1:15.263	+ 0.429	12:56:29.226	8 -	1:14.834		13:02:49.605
4 -	1:16.324	+ 1.490	12:57:45.550	9 -	1:24.665	+ 9.831	13:04:14.270
5 -	1:15.241	+ 0.407	12:59:00.791				
25	Ben HORNE		B Volvo White Aerodyne				
1 -	1:21.748	+ 5.542	12:53:42.190	3 -	4:33.075 P	+ 3:16.869	12:59:31.471
2 -	1:16.206		12:54:58.396	4 -	3:41.337	+ 2:25.131	13:03:12.808
26	Steve THOMSON		B Scammell S26				
1 -	1:27.477	+ 12.855	12:53:53.921	6 -	1:16.230	+ 1.608	13:00:16.231
2 -	1:17.575	+ 2.953	12:55:11.496	7 -	1:14.622		13:01:30.853
3 -	1:16.992	+ 2.370	12:56:28.488	8 -	1:16.040	+ 1.418	13:02:46.893
4 -	1:16.150	+ 1.528	12:57:44.638	9 -	1:15.142	+ 0.520	13:04:02.035
5 -	1:15.363	+ 0.741	12:59:00.001				
28	Jim BENNETT		B Seddon Atkinson				
1 -	1:23.366	+ 10.617	12:53:45.771	6 -	1:15.395	+ 2.646	13:00:04.554
2 -	1:16.566	+ 3.817	12:55:02.337	7 -	1:14.254	+ 1.505	13:01:18.808
3 -	1:15.837	+ 3.088	12:56:18.174	8 -	1:14.566	+ 1.817	13:02:33.374
4 -	1:15.965	+ 3.216	12:57:34.139	9 -	1:13.533	+ 0.784	13:03:46.907
5 -	1:15.020	+ 2.271	12:58:49.159	10 -	1:12.749		13:04:59.656
50	Carl BROOKFIELD		B ERF E14				
1 -	1:23.616	+ 12.891	12:53:52.740	6 -	1:56.801 P	+ 46.076	13:00:47.240
2 -	1:11.468	+ 0.743	12:55:04.208	7 -	1:19.125	+ 8.400	13:02:06.365
3 -	1:20.024	+ 9.299	12:56:24.232	8 -	1:11.210	+ 0.485	13:03:17.575
4 -	1:11.941	+ 1.216	12:57:36.173	9 -	1:10.725		13:04:28.300
5 -	1:14.266	+ 3.541	12:58:50.439				
54	Steven POWELL		B Ford Cargo				
1 -	1:22.082	+ 10.795	12:53:33.643	6 -	1:12.800	+ 1.513	12:59:39.522
2 -	1:14.147	+ 2.860	12:54:47.790	7 -	1:12.172	+ 0.885	13:00:51.694
3 -	1:13.226	+ 1.939	12:56:01.016	8 -	1:12.004	+ 0.717	13:02:03.698
4 -	1:13.102	+ 1.815	12:57:14.118	9 -	1:11.287		13:03:14.985
5 -	1:12.604	+ 1.317	12:58:26.722	10 -	1:12.243	+ 0.956	13:04:27.228
58	Frank WRATHALL		B Sisu SL250				
1 -	1:29.792	+ 16.720	12:54:12.106	6 -	1:13.072		13:00:23.500
2 -	1:15.003	+ 1.931	12:55:27.109	7 -	1:13.599	+ 0.527	13:01:37.099
3 -	1:14.728	+ 1.656	12:56:41.837	8 -	1:13.644	+ 0.572	13:02:50.743
4 -	1:13.907	+ 0.835	12:57:55.744	9 -	1:13.811	+ 0.739	13:04:04.554
5 -	1:14.684	+ 1.612	12:59:10.428				
70	Brian BURT		B Volvo White				
1 -	1:23.289	+ 9.620	12:53:59.360	5 -	1:17.664	+ 3.995	13:01:37.049
2 -	2:31.799	+ 1:18.130	12:56:31.159	6 -	1:31.117	+ 17.448	13:03:08.166
3 -	2:32.202	+ 1:18.533	12:59:03.361	7 -	1:13.669		13:04:21.835

Trucks 10, 11, 25, 26, 70, 90 times disallowed due to 2 wheels over white lines throughout qualifying

Weather / Track : Cloudy / Dry

Brands Hatch Indy
Circuit Length = 1.1986 miles
Start: 12:52 End: 13:05

Delphi British Truck Racing Association Championship (Class B)
QUALIFYING - RACE 6 - LAP ANALYSIS

4 -	1:16.024	+ 2.355	13:00:19.385			
79	Luke TAYLOR		B ERF E14			
1 -	1:27.097	+ 11.724	12:54:05.394	5 -	1:17.541	+ 2.168 12:59:12.521
2 -	1:16.574	+ 1.201	12:55:21.968	6 -	1:15.373	13:00:27.894
3 -	1:16.500	+ 1.127	12:56:38.468	7 -	1:16.303	+ 0.930 13:01:44.197
4 -	1:16.512	+ 1.139	12:57:54.980	8 -	1:16.042	+ 0.669 13:03:00.239
90	Adam ATKINS		B Volvo White			
1 -	1:22.887	+ 7.598	12:53:47.075	5 -	1:16.019	+ 0.730 13:00:09.069
2 -	1:16.740	+ 1.451	12:55:03.815	6 -	1:15.292	+ 0.003 13:01:24.361
3 -	1:15.575	+ 0.286	12:56:19.390	7 -	1:15.289	13:02:39.650
4 -	2:33.660	+ 1:18.371	12:58:53.050			


Trucks 10, 11, 25, 26, 70, 90 times disallowed due to 2 wheels over white lines throughout qualifying

Weather / Track : Cloudy / Dry

Brands Hatch Indy
 Circuit Length = 1.1986 miles
 Start: 12:52 End: 13:05

Delphi British Truck Racing Association Championship (Class B)

RACE 6 - GRID - AMEDNED

ROW 9	25 Ben HORNE	
ROW 8	90 Adam ATKINS	79 Luke TAYLOR
ROW 7	26 Steve THOMSON	19 Trevor MARTIN
ROW 6	10 Paul CLARK	11 David SMITH
ROW 5	58 Frank WRATHALL	70 Brian BURT
ROW 4	14 Marco DONK	28 Jim BENNETT
ROW 3	54 Steven POWELL	20 Manual RODRIGUES
ROW 2	55 Graham POWELL	50 Carl BROOKFIELD
ROW 1	37 Cees ZANDBERGEN	17 Hendrik Antonie TIJHUIS
Pole		
		

Brands Hatch Indy
Circuit Length = 1.1986 miles

These results are provisional until the conclusion of any judicial and technical matters.

Clerk of Course :		Timekeeper :
-------------------	--	--------------

Delphi British Truck Racing Association Championship (Class A)

QUALIFYING - RACE 10 - CLASSIFICATION

POS	NO	CL	NAME	ENTRY	TIME	ON	LAPS	GAP	DIFF	MPH
1	5	A	Chris LEVETT	MAN TGS 480	1:03.082	7	10			68.40
2	8	A	Stuart OLIVER	MAN TGS 480	1:03.309	11	11	0.227	0.227	68.15
3	95	A	Richard COLLETT	MAN TGA	1:05.370	8	8	2.288	2.061	66.00
4	69	A	David JENKINS	Sisu	1:05.660	8	9	2.578	0.290	65.71
5	84	A	Matt SUMMERFIELD	MAN ECT 410	1:05.896	6	6	2.814	0.236	65.48
6	60	A	Roger BROOKFIELD	DAF CF	1:06.805	9	11	3.723	0.909	64.59
7	37	A	Cees ZANDBERGEN	Scania 124	1:07.397	6	6	4.315	0.592	64.02
8	55	INV	Graham POWELL	ERF ECX	1:07.431	10	10	4.349	0.034	63.99
9	17	A	Hendrik Antonie TIJHUIS	Scania 124	1:09.051	5	6	5.969	1.620	62.49
10	20	INV	Manual RODRIGUES	Volvo NH12	1:11.318	6	7	8.236	2.267	60.50
11	14	INV	Marco DONK	Volvo FM	1:12.743	7	9	9.661	1.425	59.31

Trucks 5, 17, 20, 37, 55, 69, 84, 95 times disallowed due to 2 wheels over white lines throughout qualifying

Weather / Track : Cloudy / Dry

These results are provisional until the conclusion of any judicial and technical matters.

Brands Hatch Indy

Circuit Length = 1.1986 miles

Start: 13:20 End: 13:34

Clerk of Course :		Timekeeper :
-------------------	--	--------------

Delphi British Truck Racing Association Championship (Class A)
QUALIFYING - RACE 10 - LAP ANALYSIS

5	Chris LEVETT		A MAN TGS 480				
1 -	1:15.522	+ 12.440	13:22:17.259	6 -	1:10.059	+ 6.977	13:28:59.735
2 -	2:07.453	+ 1:04.371	13:24:24.712	7 -	1:03.082		13:30:02.817
3 -	1:10.900	+ 7.818	13:25:35.612	8 -	1:09.474	+ 6.392	13:31:12.291
4 -	1:10.876	+ 7.794	13:26:46.488	9 -	1:03.462	+ 0.380	13:32:15.753
5 -	1:03.188	+ 0.106	13:27:49.676	10 -	1:03.602	+ 0.520	13:33:19.355
8	Stuart OLIVER		A MAN TGS 480				
1 -	1:11.672	+ 8.363	13:22:18.790	7 -	1:12.653	+ 9.344	13:28:51.242
2 -	1:04.280	+ 0.971	13:23:23.070	8 -	1:03.433	+ 0.124	13:29:54.675
3 -	1:04.107	+ 0.798	13:24:27.177	9 -	1:05.531	+ 2.222	13:31:00.206
4 -	1:03.715	+ 0.406	13:25:30.892	10 -	1:03.805	+ 0.496	13:32:04.011
5 -	1:04.069	+ 0.760	13:26:34.961	11 -	1:03.309		13:33:07.320
6 -	1:03.628	+ 0.319	13:27:38.589				
14	Marco DONK		INV Volvo FM				
1 -	1:25.104	+ 12.361	13:22:47.224	6 -	1:14.043	+ 1.300	13:29:22.941
2 -	1:22.784	+ 10.041	13:24:10.008	7 -	1:12.743		13:30:35.684
3 -	1:22.376	+ 9.633	13:25:32.384	8 -	1:36.950	+ 24.207	13:32:12.634
4 -	1:19.649	+ 6.906	13:26:52.033	9 -	1:17.832	+ 5.089	13:33:30.466
5 -	1:16.865	+ 4.122	13:28:08.898				
17	Hendrik Antonie TIJHUIS		A Scania 124				
1 -	1:18.994	+ 9.943	13:22:43.494	4 -	1:10.175	+ 1.124	13:26:13.702
2 -	1:10.138	+ 1.087	13:23:53.632	5 -	1:09.051		13:27:22.753
3 -	1:09.895	+ 0.844	13:25:03.527	6 -	2:18.881	+ 1:09.830	13:29:41.634
20	Manual RODRIGUES		INV Volvo NH12				
1 -	1:19.862	+ 8.544	13:22:43.220	5 -	2:21.195	+ 1:09.877	13:29:51.999
2 -	1:12.240	+ 0.922	13:23:55.460	6 -	1:11.318		13:31:03.317
3 -	2:23.147	+ 1:11.829	13:26:18.607	7 -	2:21.821	+ 1:10.503	13:33:25.138
4 -	1:12.197	+ 0.879	13:27:30.804				
37	Cees ZANDBERGEN		A Scania 124				
1 -	1:14.429	+ 7.032	13:22:34.072	4 -	1:07.709	+ 0.312	13:27:14.842
2 -	1:07.674	+ 0.277	13:23:41.746	5 -	3:21.815	+ 2:14.418	13:30:36.657
3 -	2:25.387	+ 1:17.990	13:26:07.133	6 -	1:07.397		13:31:44.054
55	Graham POWELL		INV ERF ECX				
1 -	1:14.142	+ 6.711	13:22:25.298	6 -	1:08.381	+ 0.950	13:29:18.328
2 -	1:08.383	+ 0.952	13:23:33.681	7 -	1:07.834	+ 0.403	13:30:26.162
3 -	2:18.395	+ 1:10.964	13:25:52.076	8 -	1:07.768	+ 0.337	13:31:33.930
4 -	1:09.084	+ 1.653	13:27:01.160	9 -	1:08.260	+ 0.829	13:32:42.190
5 -	1:08.787	+ 1.356	13:28:09.947	10 -	1:07.431		13:33:49.621
60	Roger BROOKFIELD		A DAF CF				
1 -	1:13.330	+ 6.525	13:22:23.070	7 -	1:07.529	+ 0.724	13:29:15.280
2 -	1:08.596	+ 1.791	13:23:31.666	8 -	1:07.471	+ 0.666	13:30:22.751
3 -	1:09.151	+ 2.346	13:24:40.817	9 -	1:06.805		13:31:29.556
4 -	1:07.816	+ 1.011	13:25:48.633	10 -	1:06.946	+ 0.141	13:32:36.502
5 -	1:08.010	+ 1.205	13:26:56.643	11 -	1:07.957	+ 1.152	13:33:44.459
6 -	1:11.108	+ 4.303	13:28:07.751				
69	David JENKINS		A Sisu				
1 -	1:10.789	+ 5.129	13:22:24.285	6 -	1:08.143	+ 2.483	13:28:01.268
2 -	1:07.120	+ 1.460	13:23:31.405	7 -	3:19.042	+ 2:13.382	13:31:20.310
3 -	1:07.101	+ 1.441	13:24:38.506	8 -	1:05.660		13:32:25.970
4 -	1:06.930	+ 1.270	13:25:45.436	9 -	1:07.926	+ 2.266	13:33:33.896
5 -	1:07.689	+ 2.029	13:26:53.125				

Weather / Track : Cloudy / Dry

Brands Hatch Indy
 Circuit Length = 1.1986 miles
 Start: 13:20 End: 13:34

Delphi British Truck Racing Association Championship (Class A)
QUALIFYING - RACE 10 - LAP ANALYSIS


84	Matt SUMMERFIELD		A MAN ECT 410				
1 -	1:14.201	+ 8.305	13:22:19.408	4 -	1:10.137	+ 4.241	13:27:57.851
2 -	2:13.343	+ 1:07.447	13:24:32.751	5 -	4:28.875	+ 3:22.979	13:32:26.726
3 -	2:14.963 P	+ 1:09.067	13:26:47.714	6 -	1:05.896		13:33:32.622
95	Richard COLLETT		A MAN TGA				
1 -	1:10.840	+ 5.470	13:22:28.989	5 -	1:39.832 P	+ 34.462	13:28:34.071
2 -	1:06.018	+ 0.648	13:23:35.007	6 -	1:10.467	+ 5.097	13:29:44.538
3 -	2:13.611	+ 1:08.241	13:25:48.618	7 -	2:11.746	+ 1:06.376	13:31:56.284
4 -	1:05.621	+ 0.251	13:26:54.239	8 -	1:05.370		13:33:01.654

Weather / Track : Cloudy / Dry

Brands Hatch Indy
 Circuit Length = 1.1986 miles
 Start: 13:20 End: 13:34

Delphi British Truck Racing Association Championship (Class A)

RACE 10 - GRID - AMENDED

ROW 9	22 Oly JANES	
ROW 8	14 Marco DONK	10 Paul CLARK
ROW 7	58 Frank WRATHALL	20 Manual RODRIGUES
ROW 6	50 Carl BROOKFIELD	25 Ben HORNE
ROW 5	54 Steven POWELL	17 Hendrik Antonie TIJHUIS
ROW 4	55 Graham POWELL	37 Cees ZANDBERGEN
ROW 3	84 Matt SUMMERFIELD	60 Roger BROOKFIELD
ROW 2	95 Richard COLLETT	69 David JENKINS
ROW 1	5 Chris LEVETT	8 Stuart OLIVER
Pole		
		

Brands Hatch Indy
Circuit Length = 1.1986 miles

These results are provisional until the conclusion of any judicial and technical matters.

Clerk of Course :		Timekeeper :
-------------------	--	--------------

Delphi British Truck Racing Association Championship (Class B)

RACE 6 - CLASSIFICATION

POS	NO	CL	NAME	ENTRY	LAPS	TIME	GAP	DIFF	MPH	BEST	ON
1	55	B	Graham POWELL	ERF ECX	8	9:00.269			63.89	1:05.913	5
2	37	B	Cees ZANDBERGEN	Scania 124	8	9:06.704	6.435	6.435	63.14	1:05.365	8
3	54	B	Steven POWELL	Ford Cargo	8	9:06.774	6.505	0.070	63.13	1:07.106	3
4	17	B	Hendrik Antonie TIJHUIS	Scania 124	8	9:22.684	22.415	15.910	61.34	1:06.763	7
5	50	B	Carl BROOKFIELD	ERF E14	8	9:25.427	25.158	2.743	61.05	1:07.677	8
6	25	B	Ben HORNE	Volvo White Aerodyne	8	9:30.380	30.111	4.953	60.52	1:08.589	6
7	58	B	Frank WRATHALL	Sisu SL250	8	9:30.939	30.670	0.559	60.46	1:08.346	8
8	10	B	Paul CLARK	Volvo FL10	8	9:35.993	35.724	5.054	59.93	1:09.375	6
9	28	B	Jim BENNETT	Seddon Atkinson	8	9:41.496	41.227	5.503	59.36	1:09.525	8
10	79	B	Luke TAYLOR	ERF E14	8	9:43.235	42.966	1.739	59.18	1:09.880	4
11	11	B	David SMITH	Foden Alpha	8	9:44.923	44.654	1.688	59.01	1:09.256	3
12	20	B	Manual RODRIGUES	Volvo NH12	8	9:47.730	47.461	2.807	58.73	1:08.656	6
13	26	B	Steve THOMSON	Scammell S26	8	9:54.902	54.633	7.172	58.02	1:10.920	8
14	19	B	Trevor MARTIN	ERF ES8	8	10:00.020	59.751	5.118	57.53	1:10.240	8
15	90	B	Adam ATKINS	Volvo White	8	10:13.324	1:13.055	13.304	56.28	1:10.257	7
NOT CLASSIFIED											
DNF	14	B	Marco DONK	Volvo FM	0						
FASTEST LAP											
	37	B	Cees ZANDBERGEN	Scania 124	8	1:05.365		66.01 mph		106.24 kph	

Penalties applies for going over white lines MSA Reg C2.3:
10 5secs, 11 5 secs, 17 10 secs, 19 5 secs, 20, 25secs, 25 5 secs, 37 15 secs, 50 5 secs, 55 5 secs

Weather / Track : Cloudy / Dry

These results are provisional until the conclusion of any judicial and technical matters.

Brands Hatch Indy
Circuit Length = 1.1986 miles
Start: 16:22 End: 16:32

Clerk of Course :		Timekeeper :	
-------------------	--	--------------	--

Delphi British Truck Racing Association Championship (Class B)

RACE 6 - LAP CHART

Lap 1			Lap 2			Lap 3			Lap 4			Lap 5		
No	Behind	Laptime	No	Behind	Laptime	No	Behind	Laptime	No	Behind	Laptime	No	Behind	Laptime
37		1:09.751	37		1:06.385	37		1:06.132	37		1:06.172	37		1:05.722
55	0.970	1:10.721	55	1.069	1:06.484	55	1.078	1:06.141	55	1.566	1:06.660	55	1.757	1:05.913
17	3.005	1:12.756	54	6.869	1:08.654	54	7.843	1:07.106	54	9.053	1:07.382	54	10.958	1:07.627
54	4.600	1:14.351	50	8.850	1:10.307	50	11.039	1:08.321	17	15.197	1:10.110	17	16.861	1:07.386
50	4.928	1:14.679	17	8.915	1:12.295	17	11.259	1:08.476	20	18.178	1:09.271	20	21.380	1:08.924
20	6.468	1:16.219	20	10.886	1:10.803	20	15.079	1:10.325	50	19.627	1:14.760	50	21.807	1:07.902
25	8.995	1:18.746	25	12.783	1:10.173	25	15.840	1:09.189	25	19.865	1:10.197	25	23.168	1:09.025
11	10.450	1:20.201	11	15.004	1:10.939	11	18.128	1:09.256	11	21.900	1:09.944	11	26.135	1:09.957
10	11.632	1:21.383	10	16.165	1:10.918	10	19.737	1:09.704	10	23.299	1:09.734	10	27.514	1:09.937
90	13.769	1:23.520	90	19.206	1:11.822	58	23.943	1:08.925	58	27.465	1:09.694	58	30.956	1:09.213
58	16.384	1:26.135	58	21.150	1:11.151	90	25.379	1:12.305	90	30.345	1:11.138	90	35.237	1:10.614
28	17.917	1:27.668	28	22.925	1:11.393	28	27.024	1:10.231	28	31.792	1:10.940	28	36.221	1:10.151
79	19.217	1:28.968	79	23.820	1:10.988	79	28.495	1:10.807	79	32.203	1:09.880	79	36.754	1:10.273
26	19.282	1:29.033	26	26.623	1:13.726	26	32.628	1:12.137	26	39.163	1:12.707	26	45.770	1:12.329
19	20.667	1:30.418	19	27.501	1:13.219	19	33.490	1:12.121	19	39.495	1:12.177	19	46.104	1:12.331

Penalties applies for going over white lines MSA Reg C2.3:
 10 5secs, 11 5 secs, 17 10 secs, 19 5 secs, 20, 25secs, 25 5 secs, 37 15 secs, 50 5 secs, 55 5 secs
 Weather / Track : Cloudy / Dry

Brands Hatch Indy
 Circuit Length = 1.1986 miles
 Start: 16:22 End: 16:32

Delphi British Truck Racing Association Championship (Class B)

RACE 6 - LAP CHART

Lap 6			Lap 7			Lap 8		
No	Behind	Laptime	No	Behind	Laptime	No	Behind	Laptime
37		1:06.162	37		1:06.015	37		1:05.365
55	2.290	1:06.695	55	2.534	1:06.259	55	3.565	1:06.396
54	11.957	1:07.161	54	13.101	1:07.159	54	15.070	1:07.334
17	18.312	1:07.613	17	19.060	1:06.763	17	20.980	1:07.285
20	23.874	1:08.656	50	26.411	1:08.116	50	28.723	1:07.677
50	24.310	1:08.665	20	27.522	1:09.663	20	31.026	1:08.869
25	25.595	1:08.589	25	29.303	1:09.723	25	33.676	1:09.738
11	29.626	1:09.653	10	34.815	1:10.103	58	39.235	1:08.346
10	30.727	1:09.375	58	36.254	1:08.518	10	39.289	1:09.839
58	33.751	1:08.957	11	40.154	1:16.543	11	48.219	1:13.430
90	40.332	1:11.257	90	44.574	1:10.257	28	49.792	1:09.525
28	40.355	1:10.296	28	45.632	1:11.292	79	51.531	1:10.498
79	40.996	1:10.404	79	46.398	1:11.417	90	56.620	1:17.411
26	52.240	1:12.632	26	57.643	1:11.418	26	1:03.198	1:10.920
19	53.141	1:13.199	19	58.441	1:11.315	19	1:03.316	1:10.240

Penalties applies for going over white lines MSA Reg C2.3:
 10 5secs, 11 5 secs, 17 10 secs, 19 5 secs, 20, 25secs, 25 5 secs, 37 15 secs, 50 5 secs, 55 5 secs
 Weather / Track : Cloudy / Dry

Brands Hatch Indy
 Circuit Length = 1.1986 miles
 Start: 16:22 End: 16:32

Delphi British Truck Racing Association Championship (Class A)

RACE 10 - CLASSIFICATION

POS	NO	CL	NAME	ENTRY	LAPS	TIME	GAP	DIFF	MPH	BEST	ON
1	69	A	David JENKINS	Sisu	7	8:02.486			62.60	1:08.188	5
2	8	A	Stuart OLIVER	MAN TGS 480	7	8:06.143	3.657	3.657	62.13	1:08.308	5
3	84	A	Matt SUMMERFIELD	MAN ECT 410	7	8:07.759	5.273	1.616	61.92	1:08.329	5
4	37	A	Cees ZANDBERGEN	Scania 124	7	8:08.473	5.987	0.714	61.83	1:08.696	5
5	95	A	Richard COLLETT	MAN TGA	7	8:10.176	7.690	1.703	61.62	1:08.501	2
6	60	A	Roger BROOKFIELD	DAF CF	7	8:14.099	11.613	3.923	61.13	1:09.096	6
7	55	B	Graham POWELL	ERF ECX	7	8:21.093	18.607	6.994	60.27	1:09.306	3
8	17	A	Hendrik Antonie TIJHUIS	Scania 124	7	8:22.522	20.036	1.429	60.10	1:09.150	6
9	54	B	Steven POWELL	Ford Cargo	7	8:26.454	23.968	3.932	59.64	1:10.861	3
10	50	B	Carl BROOKFIELD	ERF E14	7	8:30.447	27.961	3.993	59.17	1:10.945	4
11	58	B	Frank WRATHALL	Sisu SL250	7	8:35.447	32.961	5.000	58.60	1:11.438	5
12	25	B	Ben HORNE	Volvo White Aerodyne	7	8:37.629	35.143	2.182	58.35	1:10.879	3
13	10	B	Paul CLARK	Volvo FL10	7	8:43.686	41.200	6.057	57.67	1:13.101	2
14	20	B	Manual RODRIGUES	Volvo NH12	7	8:46.231	43.745	2.545	57.39	1:12.961	5
15	28	B	Jim BENNETT	Seddon Atkinson	7	8:50.470	47.984	4.239	56.94	1:11.822	7
16	22	B	Oly JANES	Seddon Atkinson Strato	7	9:12.972	1:10.486	22.502	54.62	1:15.936	7
17	14	B	Marco DONK	Volvo FM	7	9:14.868	1:12.382	1.896	54.43	1:15.696	7

NOT CLASSIFIED

DNF 5 A Chris LEVETT MAN TGS 480

0

FASTEST LAP

69	A	David JENKINS	Sisu	5	1:08.188	63.28 mph	101.84 kph
55	B	Graham POWELL	ERF ECX	3	1:09.306	62.26 mph	100.19 kph

Penalties applies for going over white lines MSA Reg C2.3:
17 10 secs, 25 10 secs

Weather / Track : Rain / Wet

These results are provisional until the conclusion of any judicial and technical matters.

Brands Hatch Indy
Circuit Length = 1.1986 miles
Start: 11:30 End: 11:39

Clerk of Course :	Timekeeper :
-------------------	--------------

Delphi British Truck Racing Association Championship (Class A)

RACE 10 - LAP CHART

Lap 1			Lap 2			Lap 3			Lap 4			Lap 5		
No	Behind	Laptime	No	Behind	Laptime	No	Behind	Laptime	No	Behind	Laptime	No	Behind	Laptime
8		1:11.326	69		1:08.234	69		1:08.410	69		1:08.429	69		1:08.188
69	0.423	1:11.749	8	0.602	1:09.259	8	1.463	1:09.271	8	2.094	1:09.060	8	2.214	1:08.308
84	1.812	1:13.138	95	1.691	1:08.501	95	2.354	1:09.073	84	3.029	1:08.866	84	3.170	1:08.329
95	1.847	1:13.173	84	2.423	1:09.268	84	2.592	1:08.579	95	4.815	1:10.890	37	5.454	1:08.696
37	2.929	1:14.255	37	3.660	1:09.388	37	3.968	1:08.718	37	4.946	1:09.407	95	6.687	1:10.060
60	4.557	1:15.883	17	5.903	1:09.463	17	6.852	1:09.359	17	7.946	1:09.523	17	9.073	1:09.315
17	5.097	1:16.423	60	5.936	1:10.036	60	8.088	1:10.562	60	9.241	1:09.582	60	10.751	1:09.698
55	6.096	1:17.422	55	7.246	1:09.807	55	8.142	1:09.306	55	11.846	1:12.133	55	14.029	1:10.371
54	7.520	1:18.846	54	10.093	1:11.230	54	12.544	1:10.861	54	15.068	1:10.953	54	18.039	1:11.159
25	8.048	1:19.374	25	10.757	1:11.366	25	13.226	1:10.879	25	16.028	1:11.231	25	18.829	1:10.989
50	8.864	1:20.190	50	11.458	1:11.251	50	14.080	1:11.032	50	16.596	1:10.945	50	20.345	1:11.937
10	11.037	1:22.363	10	15.481	1:13.101	58	19.667	1:12.129	58	23.225	1:11.987	58	26.475	1:11.438
20	12.005	1:23.331	58	15.948	1:12.413	10	21.371	1:14.300	10	26.197	1:13.255	10	31.573	1:13.564
58	12.192	1:23.518	20	17.785	1:14.437	20	23.297	1:13.922	20	29.056	1:14.188	20	33.829	1:12.961
22	15.552	1:26.878	28	25.098	1:17.346	28	30.491	1:13.803	28	35.657	1:13.595	28	40.521	1:13.052
28	16.409	1:27.735	22	25.976	1:19.081	22	36.585	1:19.019	22	44.951	1:16.795	22	54.178	1:17.415
14	17.377	1:28.703	14	28.961	1:20.241	14	38.403	1:17.852	14	46.944	1:16.970	14	55.622	1:16.866

Penalties applies for going over white lines MSA Reg C2.3:
 17 10 secs, 25 10 secs
 Weather / Track : Rain / Wet

Brands Hatch Indy
 Circuit Length = 1.1986 miles
 Start: 11:30 End: 11:39

Delphi British Truck Racing Association Championship (Class A)


RACE 10 - LAP CHART

Lap 6			Lap 7		
No	Behind	Laptime	No	Behind	Laptime
69		1:08.649	69		1:08.827
8	2.815	1:09.250	8	3.657	1:09.669
84	4.801	1:10.280	84	5.273	1:09.299
37	5.636	1:08.831	37	5.987	1:09.178
95	7.193	1:09.155	95	7.690	1:09.324
17	9.574	1:09.150	17	10.036	1:09.289
60	11.198	1:09.096	60	11.613	1:09.242
55	15.661	1:10.281	55	18.607	1:11.773
54	21.241	1:11.851	54	23.968	1:11.554
25	21.807	1:11.627	25	25.143	1:12.163
50	23.024	1:11.328	50	27.961	1:13.764
58	29.600	1:11.774	58	32.961	1:12.188
10	36.520	1:13.596	10	41.200	1:13.507
20	39.182	1:14.002	20	43.745	1:13.390
28	44.989	1:13.117	28	47.984	1:11.822
22	1:03.377	1:17.848	22	1:10.486	1:15.936
14	1:05.513	1:18.540	14	1:12.382	1:15.696

Penalties applies for going over white lines MSA Reg C2.3:
17 10 secs, 25 10 secs
Weather / Track : Rain / Wet

Brands Hatch Indy
Circuit Length = 1.1986 miles
Start: 11:30 End: 11:39

Delphi British Truck Racing Association Championship
RACE 14 - GRID - AMENDED

ROW 9	90 Adam ATKINS	22 Oly JANES
ROW 8	26 Steve THOMSON	19 Trevor MARTIN
ROW 7	79 Luke TAYLOR	11 David SMITH
ROW 6	10 Paul CLARK	28 Jim BENNETT
ROW 5	25 Ben HORNE	58 Frank WRATHALL
ROW 4	54 Steven POWELL	50 Carl BROOKFIELD
ROW 3	69 David JENKINS	55 Graham POWELL
ROW 2	95 Richard COLLETT	60 Roger BROOKFIELD
ROW 1	8 Stuart OLIVER	84 Matt SUMMERFIELD
Pole		
		

Brands Hatch Indy
Circuit Length = 1.1986 miles

These results are provisional until the conclusion of any judicial and technical matters.

Clerk of Course :		Timekeeper :
-------------------	--	--------------

Delphi British Truck Racing Association Championship

RACE 14 - CLASSIFICATION

POS	NO	CL	NAME	ENTRY	LAPS	TIME	GAP	DIFF	MPH	BEST	ON
1	8	A	Stuart OLIVER	MAN TGS 480	10	11:14.237			63.99	1:04.287	2
2	84	A	Matt SUMMERFIELD	MAN ECT 410	10	11:23.980	9.743	9.743	63.08	1:06.307	2
3	95	A	Richard COLLETT	MAN TGA	10	11:25.497	11.260	1.517	62.94	1:06.303	2
4	69	A	David JENKINS	Sisu	10	11:30.021	15.784	4.524	62.53	1:06.166	2
5	60	A	Roger BROOKFIELD	DAF CF	10	11:40.226	25.989	10.205	61.62	1:08.184	2
6	54	B	Steven POWELL	Ford Cargo	10	11:57.359	43.122	17.133	60.15	1:10.139	4
7	50	B	Carl BROOKFIELD	ERF E14	10	12:04.334	50.097	6.975	59.57	1:09.277	2
8	25	B	Ben HORNE	Volvo White Aerodyne	10	12:05.673	51.436	1.339	59.46	1:08.975	2
9	58	B	Frank WRATHALL	Sisu SL250	10	12:07.657	53.420	1.984	59.30	1:09.398	2
10	79	B	Luke TAYLOR	ERF E14	10	12:21.206	1:06.969	13.549	58.21	1:11.705	2
11	28	B	Jim BENNETT	Seddon Atkinson	10	12:22.836	1:08.599	1.630	58.08	1:12.252	6
12	26	B	Steve THOMSON	Scammell S26	9	11:36.011	1 lap	1 lap	55.79	1:11.562	3
13	22	B	Oly JANES	Seddon Atkinson Strato	9	11:43.522	1 lap	7.511	55.20	1:14.133	3
14	11	B	David SMITH	Foden Alpha	9	11:44.196	1 lap	0.674	55.14	1:14.103	7
15	19	B	Trevor MARTIN	ERF ES8	9	12:00.494	1 lap	16.298	53.90	1:14.477	7
16	90	B	Adam ATKINS	Volvo White	9	12:05.000	1 lap	4.506	53.56	1:15.474	8
NOT CLASSIFIED											
DNF	10	B	Paul CLARK	Volvo FL10	3	3:43.876	7 laps	6 laps	57.82	1:11.558	3
DNF	55	B	Graham POWELL	ERF ECX	0						
FASTEST LAP											
8	A	Stuart OLIVER	MAN TGS 480		2	1:04.287		67.12 mph		108.02 kph	
25	B	Ben HORNE	Volvo White Aerodyne		2	1:08.975		62.55 mph		100.67 kph	

Penalties applies for going over white lines MSA Reg C2.3: 11 5 secs, 19 5 secs, 22 5 secs, 25 15 secs, 26 10 secs, 28 5 secs, 50 10 secs, 54 5 secs, 58 5 secs, 69 10 secs, 84 5 secs, 90 25 secs, 95 5 secs

Weather / Track : Cloudy / Dry

These results are provisional until the conclusion of any judicial and technical matters.

Brands Hatch Indy
Circuit Length = 1.1986 miles
Start: 14:17 End: 14:29

Clerk of Course :		Timekeeper :	
-------------------	--	--------------	--

Delphi British Truck Racing Association Championship

RACE 14 - LAP CHART

Lap 1			Lap 2			Lap 3			Lap 4			Lap 5		
No	Behind	Laptime	No	Behind	Laptime	No	Behind	Laptime	No	Behind	Laptime	No	Behind	Laptime
8		1:06.005	8		1:04.287	8		1:05.414	8		1:06.413	8		1:07.179
84	3.172	1:09.177	84	5.192	1:06.307	84	6.609	1:06.831	84	6.806	1:06.610	84	7.798	1:08.171
95	3.652	1:09.657	95	5.668	1:06.303	95	7.700	1:07.446	95	7.634	1:06.347	69	8.595	1:06.783
69	4.719	1:10.724	69	6.598	1:06.166	69	8.461	1:07.277	69	8.991	1:06.943	95	11.016	1:10.561
60	8.590	1:14.595	60	12.487	1:08.184	60	15.718	1:08.645	60	18.396	1:09.091	60	19.954	1:08.737
25	9.365	1:15.370	25	14.053	1:08.975	25	18.583	1:09.944	25	23.298	1:11.128	25	26.358	1:10.239
54	9.589	1:15.594	54	15.561	1:10.259	54	20.337	1:10.190	54	24.063	1:10.139	54	27.667	1:10.783
50	11.157	1:17.162	50	16.147	1:09.277	50	20.770	1:10.037	50	24.846	1:10.489	50	28.434	1:10.767
58	11.834	1:17.839	58	16.945	1:09.398	58	21.265	1:09.734	58	26.059	1:11.207	58	29.765	1:10.885
10	14.333	1:20.338	10	22.026	1:11.980	10	28.170	1:11.558	28	36.604	1:12.613	28	42.615	1:13.190
28	15.164	1:21.169	28	23.260	1:12.383	28	30.404	1:12.558	79	37.871	1:12.965	79	44.302	1:13.610
79	16.883	1:22.888	79	24.301	1:11.705	79	31.319	1:12.432	26	39.282	1:14.128	26	44.609	1:12.506
26	17.411	1:23.416	26	25.419	1:12.295	26	31.567	1:11.562	22	51.222	1:16.716	22	59.962	1:15.919
11	18.751	1:24.756	22	32.200	1:16.988	22	40.919	1:14.133	19	56.373	1:16.415	90	1:06.009	1:16.650
22	19.499	1:25.504	90	34.869	1:18.026	90	46.171	1:16.716	90	56.538	1:16.780	19	1:06.269	1:17.075
19	21.061	1:27.066	19	35.767	1:18.993	19	46.371	1:16.018	11	59.968	1:15.543			
90	21.130	1:27.135	11	41.150	1:26.686	11	50.838	1:15.102						

Penalties applies for going over white lines MSA Reg C2.3: 11 5 secs, 19 5 secs, 22 5 secs, 25 15 secs, 26 10 secs, 28 5 secs, 50 10 secs, 54 5 secs, 58 5 secs, 69 10 secs, 84 5 secs, 90 25 secs, 95 5 se
 Weather / Track : Cloudy / Dry

Brands Hatch Indy
 Circuit Length = 1.1986 miles
 Start: 14:17 End: 14:29

Delphi British Truck Racing Association Championship

RACE 14 - LAP CHART


Lap 6			Lap 7			Lap 8			Lap 9			Lap 10		
No	Behind	Laptime	No	Behind	Laptime	No	Behind	Laptime	No	Behind	Laptime	No	Behind	Laptime
8		1:07.982	8		1:12.347	8		1:08.696	8		1:07.913	8		1:08.001
11	1 LAP	1:16.328	90	1 LAP	1:15.969	84	5.015	1:09.146	84	5.053	1:07.951	84	4.743	1:07.691
84	8.169	1:08.353	84	4.565	1:08.743	95	5.874	1:08.793	69	6.056	1:07.488	69	5.784	1:07.729
69	8.695	1:08.082	69	5.455	1:09.107	69	6.481	1:09.722	95	6.468	1:08.507	95	6.260	1:07.793
95	9.963	1:06.929	11	1 LAP	1:16.895	22	1 LAP	1:18.965	22	1 LAP	1:16.493	26	1 LAP	1:32.567
60	22.118	1:10.146	95	5.777	1:08.161	90	1 LAP	1:16.744	90	1 LAP	1:15.474	22	1 LAP	1:16.641
25	29.412	1:11.036	19	1 LAP	1:21.683	11	1 LAP	1:14.103	11	1 LAP	1:14.669	11	1 LAP	1:15.114
54	30.425	1:10.740	60	19.723	1:09.952	19	1 LAP	1:14.477	19	1 LAP	1:16.154	90	1 LAP	1:16.506
50	30.643	1:10.191	25	27.940	1:10.875	60	20.762	1:09.735	60	22.833	1:09.984	60	25.989	1:11.157
58	32.712	1:10.929	54	28.978	1:10.900	25	29.570	1:10.326	25	33.352	1:11.695	25	36.436	1:11.085
28	46.885	1:12.252	50	31.022	1:12.726	54	30.805	1:10.523	54	34.000	1:11.108	54	38.122	1:12.123
79	50.123	1:13.803	58	31.262	1:10.897	50	32.101	1:09.775	50	35.125	1:10.937	50	40.097	1:12.973
26	50.238	1:13.611	28	47.797	1:13.259	58	42.183	1:19.617	58	45.353	1:11.083	19	1 LAP	1:27.613
22	1:09.143	1:17.163	79	50.591	1:12.815	28	53.470	1:14.369	28	59.209	1:13.652	58	48.420	1:11.068
			26	50.800	1:12.909	79	55.053	1:13.158	79	1:00.781	1:13.641	28	1:03.599	1:12.391
						26	55.121	1:13.017				79	1:06.969	1:14.189

Penalties applies for going over white lines MSA Reg C2.3: 11 5 secs, 19 5 secs, 22 5 secs, 25 15 secs, 26 10 secs, 28 5 secs, 50 10 secs, 54 5 secs, 58 5 secs, 69 10 secs, 84 5 secs, 90 25 secs, 95 5 se
 Weather / Track : Cloudy / Dry

Brands Hatch Indy
 Circuit Length = 1.1986 miles
 Start: 14:17 End: 14:29

Delphi British Truck Racing Association Championship (Grand Final)

RACE 18 - GRID

ROW 9	95 Richard COLLETT	8 Stuart OLIVER
ROW 8	84 Matt SUMMERFIELD	69 David JENKINS
ROW 7	55 Graham POWELL	37 Cees ZANDBERGEN
ROW 6	20 Manual RODRIGUES	17 Hendrik Antonie TIJHUIS
ROW 5	50 Carl BROOKFIELD	14 Marco DONK
ROW 4	28 Jim BENNETT	54 Steven POWELL
ROW 3	70 Brian BURT	58 Frank WRATHALL
ROW 2	11 David SMITH	10 Paul CLARK
ROW 1	19 Trevor MARTIN	26 Steve THOMSON
Pole		
		

Brands Hatch Indy
Circuit Length = 1.1986 miles

These results are provisional until the conclusion of any judicial and technical matters.

Clerk of Course :		Timekeeper :
-------------------	--	--------------

Delphi British Truck Racing Association Championship (Grand Final)

RACE 18 - CLASSIFICATION

POS	NO	CL	NAME	ENTRY	LAPS	TIME	GAP	DIFF	MPH	BEST	ON
1	8	A	Stuart OLIVER	MAN TGS 480	12	13:08.797			65.64	1:03.295	12
2	84	A	Matt SUMMERFIELD	MAN ECT 410	12	13:11.875	3.078	3.078	65.38	1:03.906	4
3	69	A	David JENKINS	Sisu	12	13:20.500	11.703	8.625	64.68	1:04.313	4
4	95	A	Richard COLLETT	MAN TGA	12	13:22.677	13.880	2.177	64.50	1:04.165	7
5	37	A	Cees ZANDBERGEN	Scania 124	12	13:32.072	23.275	9.395	63.76	1:05.671	9
6	55	B	Graham POWELL	ERF ECX	12	13:44.696	35.899	12.624	62.78	1:06.605	7
7	58	B	Frank WRATHALL	Sisu SL250	12	13:47.938	39.141	3.242	62.54	1:07.422	10
8	17	A	Hendrik Antonie TIJHUIS	Scania 124	12	13:48.122	39.325	0.184	62.52	1:06.192	5
9	54	B	Steven POWELL	Ford Cargo	12	13:51.749	42.952	3.627	62.25	1:07.471	10
10	25	B	Ben HORNE	Volvo White Aerodyne	12	13:55.972	47.175	4.223	61.94	1:07.560	9
11	50	B	Carl BROOKFIELD	ERF E14	12	13:57.765	48.968	1.793	61.80	1:07.351	9
12	10	B	Paul CLARK	Volvo FL10	11	13:15.024	1 lap	1 lap	59.70	1:11.047	6
13	11	B	David SMITH	Foden Alpha	11	13:36.036	1 lap	21.012	58.16	1:09.109	9
14	28	B	Jim BENNETT	Seddon Atkinson	10	13:19.460	2 laps	1 lap	53.97	1:09.026	10
NOT CLASSIFIED											
DNF	70	B	Brian BURT	Volvo White	8	10:12.330	4 laps	2 laps	56.37	1:10.089	2
DNF	14	B	Marco DONK	Volvo FM	8	10:29.035	4 laps	16.705	54.87	1:11.095	7
DNF	20	B	Manual RODRIGUES	Volvo NH12	7	9:06.122	5 laps	1 lap	55.30	1:09.985	5
FASTEST LAP											
8	A	Stuart OLIVER	MAN TGS 480	12	1:03.295			68.17 mph		109.71 kph	
55	B	Graham POWELL	ERF ECX	7	1:06.605			64.78 mph		104.26 kph	

Weather / Track : Cloudy / Dry

These results are provisional until the conclusion of any judicial and technical matters.

Brands Hatch Indy

Circuit Length = 1.1986 miles

Start: 16:07 End: 16:21

Clerk of Course :		Timekeeper :	
-------------------	--	--------------	--

Delphi British Truck Racing Association Championship (Grand Final)

RACE 18 - LAP CHART

Lap 1			Lap 2			Lap 3			Lap 4			Lap 5		
No	Behind	Laptime	No	Behind	Laptime	No	Behind	Laptime	No	Behind	Laptime	No	Behind	Laptime
58		1:12.937	58		1:08.769	58		1:08.075	84		1:03.906	84		1:04.566
70	1.435	1:14.372	70	2.755	1:10.089	84	1.192	1:05.528	8	1.545	1:04.260	8	0.284	1:03.305
11	1.929	1:14.866	84	3.739	1:08.640	8	2.383	1:04.994	69	3.771	1:04.313	14	1 LAP	1:22.749
54	2.178	1:15.115	11	4.520	1:11.360	69	4.556	1:06.533	58	3.871	1:08.969	69	4.017	1:04.812
37	2.537	1:15.474	54	5.399	1:11.990	37	6.310	1:08.635	37	7.376	1:06.164	58	7.281	1:07.976
84	3.868	1:16.805	8	5.464	1:09.128	70	7.035	1:12.355	95	8.117	1:04.968	95	9.408	1:05.857
17	4.097	1:17.034	37	5.750	1:11.982	95	8.247	1:07.496	55	11.741	1:07.716	37	9.495	1:06.685
69	4.557	1:17.494	69	6.098	1:10.310	54	8.608	1:11.284	54	11.922	1:08.412	55	13.848	1:06.673
8	5.105	1:18.042	17	6.310	1:10.982	55	9.123	1:09.167	17	12.348	1:07.807	17	13.974	1:06.192
10	5.268	1:18.205	55	8.031	1:09.472	17	9.639	1:11.404	25	15.279	1:08.724	54	15.896	1:08.540
55	7.328	1:20.265	95	8.826	1:08.008	25	11.653	1:09.736	70	16.491	1:14.554	25	19.045	1:08.332
14	8.240	1:21.177	25	9.992	1:10.001	10	14.521	1:12.396	50	18.629	1:08.531	50	23.429	1:09.366
25	8.760	1:21.697	10	10.200	1:13.701	50	15.196	1:08.274	10	20.472	1:11.049	10	27.468	1:11.562
20	9.483	1:22.420	50	14.997	1:13.613	20	17.565	1:10.157	20	23.307	1:10.840	70	27.635	1:15.710
95	9.587	1:22.524	20	15.483	1:14.769	28	29.534	1:10.085	11	50.782	1:11.072	20	28.726	1:09.985
50	10.153	1:23.090	28	27.524	1:13.231	11	44.808	1:48.363				28	1 LAP	2:17.610
28	23.062	1:35.999	14	44.843	1:45.372	14	49.200	1:12.432				11	55.775	1:09.559

Weather / Track : Cloudy / Dry

Brands Hatch Indy
Circuit Length = 1.1986 miles
Start: 16:07 End: 16:21

Delphi British Truck Racing Association Championship (Grand Final)

RACE 18 - LAP CHART

Lap 6			Lap 7			Lap 8			Lap 9			Lap 10		
No	Behind	Laptime	No	Behind	Laptime	No	Behind	Laptime	No	Behind	Laptime	No	Behind	Laptime
84		1:04.333	84		1:04.862	84		1:04.795	8		1:04.008	8		1:03.611
8	0.488	1:04.537	8	0.282	1:04.656	8	1.010	1:05.523	84	0.024	1:05.042	84	1.209	1:04.796
69	4.516	1:04.832	69	4.803	1:05.149	11	1 LAP	1:13.664	69	7.836	1:06.111	69	9.029	1:04.804
14	1 LAP	1:12.145	95	9.496	1:04.165	69	6.743	1:06.735	95	9.242	1:04.275	95	10.230	1:04.599
95	10.193	1:05.118	37	13.203	1:06.532	95	9.985	1:05.284	11	1 LAP	1:09.851	11	1 LAP	1:09.109
58	10.688	1:07.740	58	14.819	1:08.993	20	1 LAP	1:21.717	70	1 LAP	1:22.795	37	17.583	1:06.116
37	11.533	1:06.371	14	1 LAP	1:11.710	37	14.425	1:06.017	37	15.078	1:05.671	55	26.893	1:06.700
55	16.616	1:07.101	55	18.359	1:06.605	58	18.016	1:07.992	55	23.804	1:07.557	58	27.998	1:07.422
17	16.855	1:07.214	17	20.899	1:08.906	55	21.265	1:07.701	58	24.187	1:11.189	17	30.033	1:06.839
54	19.363	1:07.800	54	22.594	1:08.093	17	22.829	1:06.725	17	26.805	1:08.994	54	34.336	1:07.471
25	22.900	1:08.188	25	26.711	1:08.673	14	1 LAP	1:11.095	54	30.476	1:09.884	25	37.829	1:08.128
50	26.867	1:07.771	50	29.696	1:07.691	54	25.610	1:07.811	14	1 LAP	1:12.355	50	39.239	1:07.928
10	34.182	1:11.047	10	40.716	1:11.396	25	30.770	1:08.854	25	33.312	1:07.560	10	1:01.455	1:11.466
70	44.103	1:20.801	28	1 LAP	1:12.237	50	32.589	1:07.688	50	34.922	1:07.351			
28	1 LAP	1:11.529	70	1:00.895	1:21.654	10	46.973	1:11.052	10	53.600	1:11.645			
20	1:00.627	1:36.234				28	1 LAP	1:09.684	28	1 LAP	1:09.371			
11	1:01.030	1:09.588												

Weather / Track : Cloudy / Dry

Brands Hatch Indy
Circuit Length = 1.1986 miles
Start: 16:07 End: 16:21

Delphi British Truck Racing Association Championship (Grand Final)
RACE 18 - LAP CHART

Lap 11			Lap 12		
No	Behind	Laptime	No	Behind	Laptime
8		1:03.438	8		1:03.295
84	2.268	1:04.497	84	3.078	1:04.105
28	2 LAPS	1:10.688	10	1 LAP	1:11.505
69	10.035	1:04.444	28	2 LAPS	1:09.026
95	12.725	1:05.933	69	11.703	1:04.963
37	20.422	1:06.277	95	13.880	1:04.450
11	1 LAP	1:09.432	37	23.275	1:06.148
55	30.906	1:07.451	11	1 LAP	1:09.172
58	32.947	1:08.387	55	35.899	1:08.288
17	34.223	1:07.628	58	39.141	1:09.489
54	38.682	1:07.784	17	39.325	1:08.397
25	42.481	1:08.090	54	42.952	1:07.565
50	44.018	1:08.217	25	47.175	1:07.989
			50	48.968	1:08.245

Weather / Track : Cloudy / Dry

Brands Hatch Indy
 Circuit Length = 1.1986 miles
 Start: 16:07 End: 16:21

Dunlop Mini Se7en Championship

QUALIFYING - RACE 3 - CLASSIFICATION

POS	NO	CL	NAME	ENTRY	TIME	ON	LAPS	GAP	DIFF	MPH
1	46		Max HUNTER	Rover Mini	1:04.899	4	7			66.48
2	37		Gareth HUNT	Mini Seven	1:06.445	7	9	1.546	1.546	64.94
3	77		Tristen KNIGHT	Rover Mini Seven	1:06.541	6	9	1.642	0.096	64.84
4	35		Paul SPARK	Austin Mini	1:06.788	7	8	1.889	0.247	64.60
5	50		Dick HUNTER	Rover Mini Seven	1:06.806	7	9	1.907	0.018	64.59
6	24		James BOWERS COULSON	Mini Seven	1:07.336	8	8	2.437	0.530	64.08
7	6		Nath BURGE	Mini Vickers	1:07.643	9	9	2.744	0.307	63.79
8	85		Andrew DEVINY	Mini Seven	1:07.684	5	5	2.785	0.041	63.75
9	69		Steve TRENCH	Mini Seven	1:08.168	5	5	3.269	0.484	63.30
10	36		Damon ASTIN	Mini Seven	1:08.282	9	9	3.383	0.114	63.19
11	5		Graeme DAVIS	Mini Seven	1:08.655	8	9	3.756	0.373	62.85
12	8		Ian DEVINY	Rover Mini	1:08.770	6	6	3.871	0.115	62.74
13	34		Anthony TOWEY	Mini Seven	1:08.942	9	9	4.043	0.172	62.58
14	10		Darren THOMAS	Rover Mini	1:09.677	6	8	4.778	0.735	61.92
15	95		Julian PROCTOR	Mini Seven	1:10.070	6	9	5.171	0.393	61.58
16	38		Steven HOPPER	Rover Mini	1:10.438	4	6	5.539	0.368	61.26
17	25		Mike RAYNER	Mini Seven	1:10.762	7	8	5.863	0.324	60.97
18	91		Julian AFFLECK	Rover Mini	1:12.196	5	7	7.297	1.434	59.76
19	48		Terry BARRINGER	Mini Seven	1:12.851	6	8	7.952	0.655	59.23
20	92		Kevin O'SHEA	Mini Seven	1:12.924	5	5	8.025	0.073	59.17
21	94		Robert PAVEY	Mini Seven	1:13.112	7	7	8.213	0.188	59.01
22	63		David ROBINSON	Rover Mini	1:17.071	3	4	12.172	3.959	55.98

Weather / Track : Cloudy / Wet
 These results are provisional until the conclusion of any judicial and technical matters.

Brands Hatch Indy
 Circuit Length = 1.1986 miles
 Start: 11:43 End: 11:54

Clerk of Course :		Timekeeper :
-------------------	--	--------------

Dunlop Mini Se7en Championship

QUALIFYING - RACE 3 - LAP ANALYSIS

5	Graeme DAVIS			Mini Seven			
1 -	1:19.381	+ 10.726	11:45:04.002	6 -	1:09.470	+ 0.815	11:51:00.013
2 -	1:11.581	+ 2.926	11:46:15.583	7 -	1:09.077	+ 0.422	11:52:09.090
3 -	1:11.314	+ 2.659	11:47:26.897	8 -	1:08.655		11:53:17.745
4 -	1:11.756	+ 3.101	11:48:38.653	9 -	1:08.850	+ 0.195	11:54:26.595
5 -	1:11.890	+ 3.235	11:49:50.543				
6	Nath BURGE			Mini Vickers			
1 -	1:19.523	+ 11.880	11:45:19.556	6 -	1:10.100	+ 2.457	11:51:10.044
2 -	1:10.520	+ 2.877	11:46:30.076	7 -	1:07.682	+ 0.039	11:52:17.726
3 -	1:09.687	+ 2.044	11:47:39.763	8 -	1:08.676	+ 1.033	11:53:26.402
4 -	1:10.919	+ 3.276	11:48:50.682	9 -	1:07.643		11:54:34.045
5 -	1:09.262	+ 1.619	11:49:59.944				
8	Ian DEVINY			Rover Mini			
1 -	1:18.859	+ 10.089	11:47:45.271	4 -	1:09.188	+ 0.418	11:51:16.133
2 -	1:11.015	+ 2.245	11:48:56.286	5 -	1:10.317	+ 1.547	11:52:26.450
3 -	1:10.659	+ 1.889	11:50:06.945	6 -	1:08.770		11:53:35.220
10	Darren THOMAS			Rover Mini			
1 -	1:19.542	+ 9.865	11:44:51.690	5 -	1:10.695	+ 1.018	11:50:01.618
2 -	1:11.244	+ 1.567	11:46:02.934	6 -	1:09.677		11:51:11.295
3 -	1:12.794	+ 3.117	11:47:15.728	7 -	1:10.892	+ 1.215	11:52:22.187
4 -	1:35.195	+ 25.518	11:48:50.923	8 -	1:10.388	+ 0.711	11:53:32.575
24	James BOWERS COULSON			Mini Seven			
1 -	1:16.450	+ 9.114	11:44:54.277	5 -	1:08.214	+ 0.878	11:49:30.019
2 -	1:08.760	+ 1.424	11:46:03.037	6 -	1:07.910	+ 0.574	11:50:37.929
3 -	1:10.467	+ 3.131	11:47:13.504	7 -	1:08.307	+ 0.971	11:51:46.236
4 -	1:08.301	+ 0.965	11:48:21.805	8 -	1:07.336		11:52:53.572
25	Mike RAYNER			Mini Seven			
1 -	1:23.749	+ 12.987	11:45:11.435	5 -	1:11.877	+ 1.115	11:50:06.774
2 -	1:14.996	+ 4.234	11:46:26.431	6 -	1:11.265	+ 0.503	11:51:18.039
3 -	1:14.914	+ 4.152	11:47:41.345	7 -	1:10.762		11:52:28.801
4 -	1:13.552	+ 2.790	11:48:54.897	8 -	1:10.912	+ 0.150	11:53:39.713
34	Anthony TOWEY			Mini Seven			
1 -	1:19.411	+ 10.469	11:45:03.190	6 -	1:09.792	+ 0.850	11:51:02.005
2 -	1:12.165	+ 3.223	11:46:15.355	7 -	1:10.597	+ 1.655	11:52:12.602
3 -	1:11.590	+ 2.648	11:47:26.945	8 -	1:09.195	+ 0.253	11:53:21.797
4 -	1:13.311	+ 4.369	11:48:40.256	9 -	1:08.942		11:54:30.739
5 -	1:11.957	+ 3.015	11:49:52.213				
35	Paul SPARK			Austin Mini			
1 -	1:16.197	+ 9.409	11:44:56.415	5 -	1:07.055	+ 0.267	11:49:51.855
2 -	1:09.273	+ 2.485	11:46:05.688	6 -	1:07.018	+ 0.230	11:50:58.873
3 -	1:11.692	+ 4.904	11:47:17.380	7 -	1:06.788		11:52:05.661
4 -	1:27.420	+ 20.632	11:48:44.800	8 -	1:44.505	+ 37.717	11:53:50.166
36	Damon ASTIN			Mini Seven			
1 -	1:19.843	+ 11.561	11:45:08.542	6 -	1:09.020	+ 0.738	11:51:02.287
2 -	1:10.002	+ 1.720	11:46:18.544	7 -	1:09.464	+ 1.182	11:52:11.751
3 -	1:11.555	+ 3.273	11:47:30.099	8 -	1:08.298	+ 0.016	11:53:20.049
4 -	1:10.575	+ 2.293	11:48:40.674	9 -	1:08.282		11:54:28.331
5 -	1:12.593	+ 4.311	11:49:53.267				
37	Gareth HUNT			Mini Seven			
1 -	1:16.926	+ 10.481	11:44:59.877	6 -	1:07.529	+ 1.084	11:50:41.373
2 -	1:08.987	+ 2.542	11:46:08.864	7 -	1:06.445		11:51:47.818
3 -	1:08.604	+ 2.159	11:47:17.468	8 -	1:06.645	+ 0.200	11:52:54.463

Weather / Track : Cloudy / Wet

Brands Hatch Indy
Circuit Length = 1.1986 miles
Start: 11:43 End: 11:54

Dunlop Mini Se7en Championship

QUALIFYING - RACE 3 - LAP ANALYSIS

4 -	1:09.154	+ 2.709	11:48:26.622	9 -	1:08.058	+ 1.613	11:54:02.521
5 -	1:07.222	+ 0.777	11:49:33.844				
38	Steven HOPPER			Rover Mini			
1 -	1:23.854	+ 13.416	11:47:25.901	4 -	1:10.438		11:51:10.108
2 -	1:20.979	+ 10.541	11:48:46.880	5 -	1:18.533	+ 8.095	11:52:28.641
3 -	1:12.790	+ 2.352	11:49:59.670	6 -	1:16.048	+ 5.610	11:53:44.689
46	Max HUNTER			Rover Mini			
1 -	1:13.997	+ 9.098	11:44:49.588	5 -	1:05.751	+ 0.852	11:49:11.370
2 -	1:06.199	+ 1.300	11:45:55.787	6 -	3:34.463 P	+ 2:29.564	11:52:45.833
3 -	1:04.933	+ 0.034	11:47:00.720	7 -	1:17.971	+ 13.072	11:54:03.804
4 -	1:04.899		11:48:05.619				
48	Terry BARRINGER			Mini Seven			
1 -	1:27.163	+ 14.312	11:45:01.309	5 -	1:15.057	+ 2.206	11:50:00.649
2 -	1:14.046	+ 1.195	11:46:15.355	6 -	1:12.851		11:51:13.500
3 -	1:14.779	+ 1.928	11:47:30.134	7 -	1:14.853	+ 2.002	11:52:28.353
4 -	1:15.458	+ 2.607	11:48:45.592	8 -	1:15.005	+ 2.154	11:53:43.358
50	Dick HUNTER			Rover Mini Seven			
1 -	1:15.522	+ 8.716	11:44:52.402	6 -	1:08.116	+ 1.310	11:50:31.355
2 -	1:08.695	+ 1.889	11:46:01.097	7 -	1:06.806		11:51:38.161
3 -	1:07.326	+ 0.520	11:47:08.423	8 -	1:07.923	+ 1.117	11:52:46.084
4 -	1:07.140	+ 0.334	11:48:15.563	9 -	1:10.666	+ 3.860	11:53:56.750
5 -	1:07.676	+ 0.870	11:49:23.239				
63	David ROBINSON			Rover Mini			
1 -	1:28.741	+ 11.670	11:50:01.834	3 -	1:17.071		11:52:38.921
2 -	1:20.016	+ 2.945	11:51:21.850	4 -	1:19.933	+ 2.862	11:53:58.854
69	Steve TRENCH			Mini Seven			
1 -	1:21.299	+ 13.131	11:49:19.747	4 -	1:09.127	+ 0.959	11:52:56.072
2 -	1:15.630	+ 7.462	11:50:35.377	5 -	1:08.168		11:54:04.240
3 -	1:11.568	+ 3.400	11:51:46.945				
77	Tristen KNIGHT			Rover Mini Seven			
1 -	1:20.172	+ 13.631	11:45:06.704	6 -	1:06.541		11:50:55.547
2 -	1:09.844	+ 3.303	11:46:16.548	7 -	1:08.218	+ 1.677	11:52:03.765
3 -	1:11.022	+ 4.481	11:47:27.570	8 -	1:06.926	+ 0.385	11:53:10.691
4 -	1:11.809	+ 5.268	11:48:39.379	9 -	1:06.958	+ 0.417	11:54:17.649
5 -	1:09.627	+ 3.086	11:49:49.006				
85	Andrew DEVINY			Mini Seven			
1 -	1:16.238	+ 8.554	11:44:55.350	4 -	1:08.152	+ 0.468	11:48:25.201
2 -	1:11.350	+ 3.666	11:46:06.700	5 -	1:07.684		11:49:32.885
3 -	1:10.349	+ 2.665	11:47:17.049				
91	Julian AFFLECK			Rover Mini			
1 -	1:19.930	+ 7.734	11:46:29.872	5 -	1:12.196		11:51:21.483
2 -	1:12.768	+ 0.572	11:47:42.640	6 -	1:12.495	+ 0.299	11:52:33.978
3 -	1:13.115	+ 0.919	11:48:55.755	7 -	1:13.631	+ 1.435	11:53:47.609
4 -	1:13.532	+ 1.336	11:50:09.287				
92	Kevin O'SHEA			Mini Seven			
1 -	1:30.219	+ 17.295	11:48:59.504	4 -	1:15.509	+ 2.585	11:52:49.804
2 -	1:18.614	+ 5.690	11:50:18.118	5 -	1:12.924		11:54:02.728
3 -	1:16.177	+ 3.253	11:51:34.295				
94	Robert PAVEY			Mini Seven			
1 -	1:23.552	+ 10.440	11:46:01.944	5 -	1:14.324	+ 1.212	11:51:09.823
2 -	1:16.747	+ 3.635	11:47:18.691	6 -	1:16.697	+ 3.585	11:52:26.520

Weather / Track : Cloudy / Wet

Brands Hatch Indy
Circuit Length = 1.1986 miles
Start: 11:43 End: 11:54

Dunlop Mini Se7en Championship
QUALIFYING - RACE 3 - LAP ANALYSIS

3 -	1:20.315	+ 7.203	11:48:39.006	7 -	1:13.112		11:53:39.632
4 -	1:16.493	+ 3.381	11:49:55.499				
95	Julian PROCTOR			Mini Seven			
1 -	1:22.212	+ 12.142	11:44:55.133	6 -	1:10.070		11:50:54.632
2 -	1:13.477	+ 3.407	11:46:08.610	7 -	1:10.751	+ 0.681	11:52:05.383
3 -	1:12.022	+ 1.952	11:47:20.632	8 -	1:10.875	+ 0.805	11:53:16.258
4 -	1:13.310	+ 3.240	11:48:33.942	9 -	1:10.140	+ 0.070	11:54:26.398
5 -	1:10.620	+ 0.550	11:49:44.562				

Weather / Track : Cloudy / Wet

Brands Hatch Indy
 Circuit Length = 1.1986 miles
 Start: 11:43 End: 11:54

Dunlop Mini Se7en Championship

RACE 3 - GRID

ROW 11	1:13.112 94 Robert PAVEY	1:17.071 63 David ROBINSON
ROW 10	1:12.851 48 Terry BARRINGER	1:12.924 92 Kevin O'SHEA
ROW 9	1:10.762 25 Mike RAYNER	1:12.196 91 Julian AFFLECK
ROW 8	1:10.070 95 Julian PROCTOR	1:10.438 38 Steven HOPPER
ROW 7	1:08.942 34 Anthony TOWEY	1:09.677 10 Darren THOMAS
ROW 6	1:08.655 5 Graeme DAVIS	1:08.770 8 Ian DEVINY
ROW 5	1:08.168 69 Steve TRENCH	1:08.282 36 Damon ASTIN
ROW 4	1:07.643 6 Nath BURGE	1:07.684 85 Andrew DEVINY
ROW 3	1:06.806 50 Dick HUNTER	1:07.336 24 James BOWERS COULSON
ROW 2	1:06.541 77 Tristen KNIGHT	1:06.788 35 Paul SPARK
ROW 1	1:04.899 46 Max HUNTER	1:06.445 37 Gareth HUNT
Pole		


Brands Hatch Indy
Circuit Length = 1.1986 miles

These results are provisional until the conclusion of any judicial and technical matters.

Clerk of Course :	Timekeeper :
-------------------	--------------

Dunlop Mini Se7en Championship

RACE 9 - GRID

ROW 11	1:15.509 92 Kevin O'SHEA	1:19.933 63 David ROBINSON
ROW 10	1:14.046 48 Terry BARRINGER	1:14.324 94 Robert PAVEY
ROW 9	1:12.495 91 Julian AFFLECK	1:12.790 38 Steven HOPPER
ROW 8	1:10.388 10 Darren THOMAS	1:10.912 25 Mike RAYNER
ROW 7	1:09.195 34 Anthony TOWEY	1:10.140 95 Julian PROCTOR
ROW 6	1:09.127 69 Steve TRENCH	1:09.188 8 Ian DEVINY
ROW 5	1:08.298 36 Damon ASTIN	1:08.850 5 Graeme DAVIS
ROW 4	1:07.910 24 James BOWERS COULSON	1:08.152 85 Andrew DEVINY
ROW 3	1:07.140 50 Dick HUNTER	1:07.682 6 Nath BURGE
ROW 2	1:06.926 77 Tristen KNIGHT	1:07.018 35 Paul SPARK
ROW 1	1:04.933 46 Max HUNTER	1:06.645 37 Gareth HUNT
Pole		
		

Brands Hatch Indy
Circuit Length = 1.1986 miles

These results are provisional until the conclusion of any judicial and technical matters.

Clerk of Course :		Timekeeper :
-------------------	--	--------------

Dunlop Mini Se7en Championship

RACE 3 - CLASSIFICATION

POS	NO	CL	NAME	ENTRY	LAPS	TIME	GAP	DIFF	MPH	BEST	ON
1	46		Max HUNTER	Rover Mini	15	19:20.379			55.77	1:04.851	9
2	35		Paul SPARK	Austin Mini	15	19:22.074	1.695	1.695	55.69	1:04.011	14
3	50		Dick HUNTER	Rover Mini Seven	15	19:23.402	3.023	1.328	55.63	1:04.860	13
4	85		Andrew DEVINY	Mini Seven	15	19:23.471	3.092	0.069	55.63	1:04.091	14
5	24		James BOWERS COULSON	Mini Seven	15	19:25.922	5.543	2.451	55.51	1:04.144	14
6	6		Nath BURGE	Mini Vickers	15	19:30.745	10.366	4.823	55.28	1:04.086	12
7	36		Damon ASTIN	Mini Seven	15	19:32.112	11.733	1.367	55.22	1:05.026	12
8	8		Ian DEVINY	Rover Mini	15	19:33.487	13.108	1.375	55.15	1:05.010	12
9	77		Tristen KNIGHT	Rover Mini Seven	15	19:34.943	14.564	1.456	55.08	1:05.247	12
10	69		Steve TRENCH	Mini Seven	15	19:36.017	15.638	1.074	55.03	1:06.164	11
11	5		Graeme DAVIS	Mini Seven	15	19:41.978	21.599	5.961	54.76	1:05.101	12
12	91		Julian AFFLECK	Rover Mini	15	19:48.750	28.371	6.772	54.44	1:06.982	15
13	92		Kevin O'SHEA	Mini Seven	15	20:12.348	51.969	23.598	53.38	1:09.358	11
14	25		Mike RAYNER	Mini Seven	15	20:12.672	52.293	0.324	53.37	1:06.056	15
15	48		Terry BARRINGER	Mini Seven	15	20:21.700	1:01.321	9.028	52.98	1:10.385	10
16	94		Robert PAVEY	Mini Seven	14	19:31.230	1 lap	1 lap	51.57	1:11.816	11
17	95		Julian PROCTOR	Mini Seven	14	20:00.027	1 lap	28.797	50.34	1:07.648	11

NOT CLASSIFIED

DNF	10		Darren THOMAS	Rover Mini	13	17:30.515	2 laps	1 lap	53.39	1:06.439	9
DNF	37		Gareth HUNT	Mini Seven	4	8:56.386	11 laps	9 laps	32.17	1:42.645	2
DNF	63		David ROBINSON	Rover Mini	3	5:15.941	12 laps	1 lap	40.97	1:47.028	2
DNF	34		Anthony TOWEY	Mini Seven	1	1:22.035	14 laps	2 laps	52.60		
DNF	38		Steven HOPPER	Rover Mini	0						

FASTEST LAP

35	Paul SPARK	Austin Mini	14	1:04.011	67.41 mph	108.48 kph
----	------------	-------------	----	----------	-----------	------------

Car 5 - 10 sec penalty applied due to false start MSA reg Q12.4 / 5

Weather / Track : Cloudy / Dry

These results are provisional until the conclusion of any judicial and technical matters.

Brands Hatch Indy

Circuit Length = 1.1986 miles

Start: 14:49 End: 15:12

Clerk of Course :	Timekeeper :
-------------------	--------------

Dunlop Mini Se7en Championship

RACE 3 - LAP CHART

Lap 1			Lap 2			Lap 3			Lap 4			Lap 5		
No	Behind	Laptime	No	Behind	Laptime	No	Behind	Laptime	No	Behind	Laptime	No	Behind	Laptime
37		1:14.353	37		1:42.645	37		2:09.103	46		1:04.941	46		1:36.510
46	0.477	1:14.830	46	1.253	1:43.421	46	0.202	2:08.052	5	3.279	1:07.726	5	0.462	1:33.693
5	1.601	1:15.954	5	1.909	1:42.953	5	0.696	2:07.890	50	3.564	1:07.179	50	1.307	1:34.253
85	1.649	1:16.002	85	2.433	1:43.429	85	0.825	2:07.495	36	4.261	1:07.686	36	1.788	1:34.037
50	2.799	1:17.152	50	3.457	1:43.303	50	1.528	2:07.174	8	4.640	1:07.762	8	2.377	1:34.247
36	3.203	1:17.556	36	3.793	1:43.235	36	1.718	2:07.028	69	6.514	1:08.149	69	3.697	1:33.693
8	4.212	1:18.565	8	4.655	1:43.088	8	2.021	2:06.469	6	7.514	1:08.294	6	4.989	1:33.985
77	5.279	1:19.632	69	5.907	1:43.225	69	3.508	2:06.704	85	8.063	1:12.381	85	5.872	1:34.319
69	5.327	1:19.680	6	7.191	1:44.475	6	4.363	2:06.275	35	8.319	1:07.518	35	7.239	1:35.430
6	5.361	1:19.714	77	8.133	1:45.499	77	5.890	2:06.860	24	8.620	1:07.510	24	8.307	1:36.197
24	5.697	1:20.050	35	9.391	1:45.432	35	5.944	2:05.656	77	10.088	1:09.341	77	9.166	1:35.588
91	6.004	1:20.357	24	10.536	1:47.484	24	6.253	2:04.820	91	11.056	1:09.074	91	10.356	1:35.810
35	6.604	1:20.957	91	11.843	1:48.484	91	7.125	2:04.385	25	11.953	1:09.398	25	11.106	1:35.663
25	7.308	1:21.661	25	12.771	1:48.108	25	7.698	2:04.030	10	14.762	1:08.108	10	11.702	1:33.450
34	7.682	1:22.035	63	14.149	1:47.028	63	9.840	2:04.794	48	18.720	1:12.068	48	13.485	1:31.275
63	9.766	1:24.119	48	16.463	1:47.825	48	11.795	2:04.435	92	20.131	1:11.429	92	14.392	1:30.771
10	10.396	1:24.749	10	16.896	1:49.145	10	11.797	2:04.004	95	1 LAP	1:11.271	95	1 LAP	1:29.817
48	11.283	1:25.636	92	18.071	1:49.365	92	13.845	2:04.877	94	23.285	1:14.286	94	16.316	1:29.541
92	11.351	1:25.704	94	19.044	1:50.184	94	14.142	2:04.201				37	1 LAP	3:50.285
94	11.505	1:25.858	95	1 LAP	3:57.808 P	95	1 LAP	1:24.027 P						

Weather / Track : Cloudy / Dry

Brands Hatch Indy
 Circuit Length = 1.1986 miles
 Start: 14:49 End: 15:12

Dunlop Mini Se7en Championship

RACE 3 - LAP CHART

Lap 6			Lap 7			Lap 8			Lap 9			Lap 10		
No	Behind	Laptime	No	Behind	Laptime	No	Behind	Laptime	No	Behind	Laptime	No	Behind	Laptime
46		1:45.346	46		1:05.216	46		1:05.343	46		1:04.851	46		1:05.403
5	0.324	1:45.208	5	2.652	1:07.544	50	3.586	1:05.994	50	3.931	1:05.196	50	3.781	1:05.253
50	0.928	1:44.967	50	2.935	1:07.223	5	4.574	1:07.265	35	6.502	1:06.335	35	6.096	1:04.997
36	1.405	1:44.963	36	3.444	1:07.255	35	5.018	1:05.782	5	6.612	1:06.889	85	7.325	1:05.257
8	1.739	1:44.708	69	4.532	1:06.987	36	5.024	1:06.923	36	7.357	1:07.184	5	8.475	1:07.266
69	2.761	1:44.410	35	4.579	1:06.408	85	6.651	1:06.241	85	7.471	1:05.671	24	8.621	1:06.146
6	2.834	1:43.191	85	5.753	1:07.761	69	6.694	1:07.505	24	7.878	1:05.542	36	9.291	1:07.337
85	3.208	1:42.682	24	6.929	1:07.859	24	7.187	1:05.601	69	9.143	1:07.300	69	10.198	1:06.458
35	3.387	1:41.494	77	7.373	1:07.619	77	7.956	1:05.926	77	9.442	1:06.337	6	11.049	1:06.878
24	4.286	1:41.325	6	7.417	1:09.799	6	8.331	1:06.257	6	9.574	1:06.094	77	11.216	1:07.177
77	4.970	1:41.150	91	8.800	1:08.292	91	10.479	1:07.022	8	12.486	1:05.697	8	13.170	1:06.087
91	5.724	1:40.714	25	9.212	1:08.180	8	11.640	1:06.402	10	13.865	1:06.439	10	15.514	1:07.052
25	6.248	1:40.488	10	9.373	1:08.117	10	12.277	1:08.247	91	15.836	1:10.208	91	18.088	1:07.655
10	6.472	1:40.116	8	10.581	1:14.058	95	1 LAP	1:09.676	95	1 LAP	1:09.483	95	1 LAP	1:08.772
48	8.051	1:39.912	48	13.431	1:10.596	48	19.299	1:11.211	92	25.653	1:10.080	92	29.641	1:09.391
95	1 LAP	1:40.103	95	1 LAP	1:09.645	92	20.424	1:10.667	48	25.904	1:11.456	48	30.886	1:10.385
92	10.048	1:41.002	92	15.100	1:10.268	94	29.661	1:15.020	94	38.707	1:13.897	25	42.957	1:08.371
94	10.352	1:39.382	94	19.984	1:14.848	25	36.723	1:32.854	25	39.989	1:08.117	94	45.942	1:12.638

Weather / Track : Cloudy / Dry

Brands Hatch Indy
Circuit Length = 1.1986 miles
Start: 14:49 End: 15:12

Dunlop Mini Se7en Championship

RACE 3 - LAP CHART

Lap 11			Lap 12			Lap 13			Lap 14			Lap 15		
No	Behind	Laptime	No	Behind	Laptime	No	Behind	Laptime	No	Behind	Laptime	No	Behind	Laptime
46		1:05.127	46		1:05.342	46		1:05.128	46		1:05.809	46		1:05.060
50	3.567	1:04.913	50	3.153	1:04.928	50	2.885	1:04.860	94	1 LAP	1:12.797	35	1.695	1:04.742
35	5.425	1:04.456	35	4.869	1:04.786	35	3.811	1:04.070	35	2.013	1:04.011	50	3.023	1:05.896
85	6.854	1:04.656	85	6.445	1:04.933	85	5.705	1:04.388	50	2.187	1:05.111	85	3.092	1:04.165
24	8.223	1:04.729	24	7.450	1:04.569	24	6.970	1:04.648	85	3.987	1:04.091	24	5.543	1:05.298
5	9.011	1:05.663	5	8.770	1:05.101	5	9.404	1:05.762	24	5.305	1:04.144	6	10.366	1:05.269
36	10.026	1:05.862	36	9.710	1:05.026	6	9.899	1:05.119	5	9.940	1:06.345	94	1 LAP	1:14.676
6	11.164	1:05.242	6	9.908	1:04.086	36	10.413	1:05.831	6	10.157	1:06.067	5	11.599	1:06.719
69	11.235	1:06.164	69	12.101	1:06.208	77	13.345	1:06.228	36	10.565	1:05.961	36	11.733	1:06.228
77	12.340	1:06.251	77	12.245	1:05.247	8	13.675	1:05.014	77	13.071	1:05.535	8	13.108	1:05.081
8	14.121	1:06.078	8	13.789	1:05.010	69	13.683	1:06.710	8	13.087	1:05.221	77	14.564	1:06.553
10	17.437	1:07.050	10	18.956	1:06.861	10	21.005	1:07.177	69	14.464	1:06.590	69	15.638	1:06.234
91	20.869	1:07.908	91	23.121	1:07.594	91	25.033	1:07.040	91	26.449	1:07.225	91	28.371	1:06.982
95	1 LAP	1:08.282	95	1 LAP	1:07.648	95	1 LAP	1:07.997	95	1 LAP	1:07.793	95	1 LAP	1:07.705
92	33.872	1:09.358	92	38.563	1:10.033	92	42.910	1:09.475	92	46.749	1:09.648	92	51.969	1:10.280
48	36.961	1:11.202	48	42.508	1:10.889	48	48.785	1:11.405	25	51.297	1:07.113	25	52.293	1:06.056
25	45.544	1:07.714	25	47.885	1:07.683	25	49.993	1:07.236	48	54.005	1:11.029	48	1:01.321	1:12.376
94	52.631	1:11.816	94	59.375	1:12.086									

Weather / Track : Cloudy / Dry

Brands Hatch Indy
 Circuit Length = 1.1986 miles
 Start: 14:49 End: 15:12

Dunlop Mini Se7en Championship

RACE 9 - CLASSIFICATION

POS	NO	CL	NAME	ENTRY	LAPS	TIME	GAP	DIFF	MPH	BEST	ON
1	46		Max HUNTER	Rover Mini	15	16:36.061			64.98	1:05.554	5
2	85		Andrew DEVINY	Mini Seven	15	16:49.513	13.452	13.452	64.11	1:06.146	5
3	35		Paul SPARK	Austin Mini	15	16:52.794	16.733	3.281	63.90	1:06.344	10
4	50		Dick HUNTER	Rover Mini Seven	15	16:58.368	22.307	5.574	63.55	1:06.839	8
5	77		Tristen KNIGHT	Rover Mini Seven	15	16:59.026	22.965	0.658	63.51	1:06.835	8
6	10		Darren THOMAS	Rover Mini	15	17:08.496	32.435	9.470	62.93	1:07.022	13
7	5		Graeme DAVIS	Mini Seven	15	17:08.768	32.707	0.272	62.91	1:07.037	12
8	6		Nath BURGE	Mini Vickers	15	17:09.772	33.711	1.004	62.85	1:07.118	13
9	24		James BOWERS COULSON	Mini Seven	15	17:10.741	34.680	0.969	62.79	1:06.988	13
10	8		Ian DEVINY	Rover Mini	15	17:11.251	35.190	0.510	62.76	1:07.416	13
11	36		Damon ASTIN	Mini Seven	15	17:11.603	35.542	0.352	62.74	1:07.139	11
12	95		Julian PROCTOR	Mini Seven	15	17:36.123	1:00.062	24.520	61.28	1:08.657	5
13	34		Anthony TOWEY	Mini Seven	14	16:36.479	1 lap	1 lap	60.62	1:09.304	5
14	91		Julian AFFLECK	Rover Mini	14	16:45.567	1 lap	9.088	60.07	1:09.332	5
15	92		Kevin O'SHEA	Mini Seven	14	17:00.491	1 lap	14.924	59.19	1:10.865	3
16	25		Mike RAYNER	Mini Seven	14	17:04.065	1 lap	3.574	58.99	1:08.927	14
17	94		Robert PAVEY	Mini Seven	14	17:11.310	1 lap	7.245	58.57	1:10.098	12
18	48		Terry BARRINGER	Mini Seven	14	17:25.025	1 lap	13.715	57.80	1:12.647	3
19	63		David ROBINSON	Rover Mini	13	16:44.345	2 laps	1 lap	55.85	1:14.695	2

NOT CLASSIFIED

DNF	69		Steve TRENCH	Mini Seven	10	11:33.708	5 laps	3 laps	62.20	1:07.317	4
DNF	38		Steven HOPPER	Rover Mini	4	5:07.707	11 laps	6 laps	56.09	1:10.456	3
DNF	37		Gareth HUNT	Mini Seven	0						

FASTEST LAP

46	Max HUNTER	Rover Mini	5	1:05.554	65.82 mph	105.93 kph
----	------------	------------	---	----------	-----------	------------

Weather / Track : Cloudy / Wet

These results are provisional until the conclusion of any judicial and technical matters.

Brands Hatch Indy

Circuit Length = 1.1986 miles

Start: 10:32 End: 10:50

Clerk of Course :

Timekeeper :

Dunlop Mini Se7en Championship

RACE 9 - LAP CHART

Lap 1			Lap 2			Lap 3			Lap 4			Lap 5		
No	Behind	Laptime	No	Behind	Laptime	No	Behind	Laptime	No	Behind	Laptime	No	Behind	Laptime
46		1:12.478	46		1:05.902	46		1:05.777	46		1:05.877	46		1:05.554
35	2.264	1:14.742	35	3.473	1:07.111	35	4.434	1:06.738	85	5.064	1:06.350	85	5.656	1:06.146
77	2.434	1:14.912	85	3.817	1:07.117	85	4.591	1:06.551	35	6.055	1:07.498	35	7.553	1:07.052
85	2.602	1:15.080	77	4.610	1:08.078	77	5.835	1:07.002	77	7.155	1:07.197	77	8.751	1:07.150
50	3.461	1:15.939	50	5.050	1:07.491	50	6.118	1:06.845	50	7.432	1:07.191	50	9.320	1:07.442
24	4.426	1:16.904	24	6.728	1:08.204	24	8.885	1:07.934	24	11.553	1:08.545	24	14.149	1:08.150
8	5.265	1:17.743	8	7.805	1:08.442	8	10.049	1:08.021	8	11.836	1:07.664	8	14.596	1:08.314
5	5.464	1:17.942	5	7.970	1:08.408	5	10.203	1:08.010	5	12.028	1:07.702	5	14.825	1:08.351
36	6.201	1:18.679	10	8.976	1:08.353	10	11.558	1:08.359	10	13.005	1:07.324	10	15.124	1:07.673
10	6.525	1:19.003	6	9.169	1:08.425	6	11.761	1:08.369	6	13.230	1:07.346	6	15.611	1:07.935
6	6.646	1:19.124	69	10.433	1:08.415	69	12.400	1:07.744	69	13.840	1:07.317	69	16.384	1:08.098
95	7.525	1:20.003	36	11.076	1:10.777	36	13.227	1:07.928	36	15.221	1:07.871	36	16.898	1:07.231
69	7.920	1:20.398	95	11.850	1:10.227	95	15.158	1:09.085	95	18.479	1:09.198	95	21.582	1:08.657
25	8.899	1:21.377	25	13.198	1:10.201	25	17.097	1:09.676	34	23.306	1:10.324	34	27.056	1:09.304
34	9.766	1:22.244	34	14.474	1:10.610	34	18.859	1:10.162	91	24.848	1:10.343	91	28.626	1:09.332
91	10.195	1:22.673	91	15.549	1:11.256	91	20.382	1:10.610	92	30.548	1:11.913	92	36.285	1:11.291
38	11.479	1:23.957	38	18.126	1:12.549	38	22.805	1:10.456	48	33.385	1:12.937	48	41.261	1:13.430
48	12.528	1:25.006	92	19.424	1:12.385	92	24.512	1:10.865	94	36.689	1:13.561	94	44.455	1:13.320
92	12.941	1:25.419	48	19.455	1:12.829	48	26.325	1:12.647	38	37.673	1:20.745	25	54.688	1:10.957
94	13.710	1:26.188	94	21.243	1:13.435	94	29.005	1:13.539	63	43.674	1:15.593	63	55.233	1:17.113
63	16.115	1:28.593	63	24.908	1:14.695	63	33.958	1:14.827	25	49.285	1:38.065			

Weather / Track : Cloudy / Wet

Brands Hatch Indy
 Circuit Length = 1.1986 miles
 Start: 10:32 End: 10:50

Dunlop Mini Se7en Championship
RACE 9 - LAP CHART

Lap 6			Lap 7			Lap 8			Lap 9			Lap 10		
No	Behind	Laptime	No	Behind	Laptime	No	Behind	Laptime	No	Behind	Laptime	No	Behind	Laptime
46		1:06.446	46		1:05.908	46		1:05.759	46		1:06.008	46		1:06.852
85	6.071	1:06.861	85	6.321	1:06.158	85	7.689	1:07.127	25	1 LAP	1:11.107	94	1 LAP	1:13.850
35	8.482	1:07.375	35	9.851	1:07.277	63	1 LAP	1:16.311	85	8.088	1:06.407	25	1 LAP	1:10.040
77	10.128	1:07.823	77	11.689	1:07.469	35	10.971	1:06.879	35	11.665	1:06.702	48	1 LAP	1:16.442
50	10.362	1:07.488	50	11.870	1:07.416	77	12.765	1:06.835	77	14.282	1:07.525	85	7.534	1:06.298
24	15.865	1:08.162	24	18.117	1:08.160	50	12.950	1:06.839	50	14.404	1:07.462	35	11.157	1:06.344
8	16.074	1:07.924	8	18.302	1:08.136	24	20.387	1:08.029	63	1 LAP	1:17.064	77	14.569	1:07.139
5	16.636	1:08.257	5	18.749	1:08.021	8	20.760	1:08.217	24	22.315	1:07.936	50	14.683	1:07.131
10	16.910	1:08.232	6	18.758	1:07.469	10	21.317	1:08.160	8	22.541	1:07.789	24	23.787	1:08.324
6	17.197	1:08.032	10	18.916	1:07.914	5	21.773	1:08.783	10	22.701	1:07.392	8	24.044	1:08.355
69	17.878	1:07.940	69	19.578	1:07.608	6	21.860	1:08.861	6	23.032	1:07.180	10	24.211	1:08.362
36	18.201	1:07.749	36	19.827	1:07.534	69	22.339	1:08.520	5	23.849	1:08.084	5	24.476	1:07.479
95	24.459	1:09.323	95	28.159	1:09.608	36	22.499	1:08.431	69	25.312	1:08.981	6	24.923	1:08.743
34	31.112	1:10.502	34	34.968	1:09.764	95	31.921	1:09.521	36	25.872	1:09.381	36	26.245	1:07.225
91	32.817	1:10.637	91	36.986	1:10.077	34	39.536	1:10.327	95	35.200	1:09.287	69	27.147	1:08.687
92	41.759	1:11.920	92	47.477	1:11.626	91	40.560	1:09.333	34	42.923	1:09.395	63	1 LAP	1:16.901
48	47.641	1:12.826	48	55.547	1:13.814	92	53.460	1:11.742	91	52.682	1:18.130	95	38.251	1:09.903
94	50.324	1:12.315	94	55.775	1:11.359	94	1:02.529	1:12.513	92	59.011	1:11.559	34	46.980	1:10.909
25	58.850	1:10.608	25	1:02.998	1:10.056	48	1:02.681	1:12.893				91	56.466	1:10.636
63	1:04.795	1:16.008										92	1:03.142	1:10.983

Weather / Track : Cloudy / Wet

Brands Hatch Indy
 Circuit Length = 1.1986 miles
 Start: 10:32 End: 10:50

Dunlop Mini Se7en Championship

RACE 9 - LAP CHART

Lap 11			Lap 12			Lap 13			Lap 14			Lap 15		
No	Behind	Laptime	No	Behind	Laptime	No	Behind	Laptime	No	Behind	Laptime	No	Behind	Laptime
46		1:05.973	46		1:06.380	46		1:05.586	46		1:05.911	46		1:05.650
94	1 LAP	1:10.701	92	1 LAP	1:12.486	92	1 LAP	1:13.657	91	1 LAP	1:11.354	34	1 LAP	1:10.899
85	9.275	1:07.714	85	10.680	1:07.785	85	11.689	1:06.595	85	12.550	1:06.772	63	2 LAPS	1:16.488
25	1 LAP	1:09.724	35	12.197	1:06.629	35	13.854	1:07.243	35	14.808	1:06.865	91	1 LAP	1:10.622
35	11.948	1:06.764	94	1 LAP	1:11.056	94	1 LAP	1:10.098	92	1 LAP	1:12.319	85	13.452	1:06.552
48	1 LAP	1:14.544	25	1 LAP	1:11.809	50	19.224	1:07.509	50	20.221	1:06.908	35	16.733	1:07.575
77	15.676	1:07.080	50	17.301	1:07.812	77	19.356	1:07.356	77	20.754	1:07.309	50	22.307	1:07.736
50	15.869	1:07.159	77	17.586	1:08.290	25	1 LAP	1:10.474	25	1 LAP	1:11.044	77	22.965	1:07.861
24	25.646	1:07.832	48	1 LAP	1:14.944	10	28.074	1:07.022	94	1 LAP	1:16.858	92	1 LAP	1:12.326
10	25.915	1:07.677	10	26.638	1:07.103	24	28.500	1:06.988	10	30.736	1:08.573	25	1 LAP	1:08.927
5	26.573	1:08.070	24	27.098	1:07.832	5	28.914	1:07.270	5	31.250	1:08.247	10	32.435	1:07.349
8	26.624	1:08.553	5	27.230	1:07.037	6	29.264	1:07.118	6	31.617	1:08.264	5	32.707	1:07.107
6	26.941	1:07.991	6	27.732	1:07.171	8	30.183	1:07.416	24	32.301	1:09.712	6	33.711	1:07.744
36	27.411	1:07.139	8	28.353	1:08.109	36	30.368	1:07.499	8	32.659	1:08.387	24	34.680	1:08.029
63	1 LAP	1:16.211	36	28.455	1:07.424	48	1 LAP	1:16.378	36	32.817	1:08.360	8	35.190	1:08.181
95	42.435	1:10.157	95	46.483	1:10.428	95	50.847	1:09.950	48	1 LAP	1:13.151	94	1 LAP	1:12.517
34	52.478	1:11.471	63	1 LAP	1:16.871	34	1:01.080	1:10.763	95	55.377	1:10.441	36	35.542	1:08.375
91	1:00.481	1:09.988	34	55.903	1:09.805	63	1 LAP	1:17.670				48	1 LAP	1:13.184
			91	1:04.677	1:10.576							95	1:00.062	1:10.335

Weather / Track : Cloudy / Wet

Brands Hatch Indy
 Circuit Length = 1.1986 miles
 Start: 10:32 End: 10:50

Dunlop Mini Miglia Championship

QUALIFYING - RACE 5 - CLASSIFICATION

POS	NO	CL	NAME	ENTRY	TIME	ON	LAPS	GAP	DIFF	MPH
1	11		Kane ASTIN	Mini Miglia	1:00.292	8	9			71.56
2	2		Colin PEACOCK	Mini Miglia	1:00.699	10	10	0.407	0.407	71.08
3	21		Aaron SMITH	Mini Miglia	1:00.943	9	9	0.651	0.244	70.80
4	53		Niven BURGE	Mini Miglia	1:01.123	9	9	0.831	0.180	70.59
5	6		Dave DREW	Mini Miglia	1:01.771	8	8	1.479	0.648	69.85
6	69		Tony LEMAY	Rover Mini	1:01.800	8	9	1.508	0.029	69.82
7	4		Mark SIMS	Mini Miglia	1:02.634	5	7	2.342	0.834	68.89
8	99		Mark COWAN	Mini Miglia	1:02.829	8	8	2.537	0.195	68.67
9	26		Owen STINCHCOMBE	Mini Miglia	1:03.142	2	3	2.850	0.313	68.33
10	10		Phil HARVEY	Mini Motley	1:03.428	8	9	3.136	0.286	68.03
11	72		Robert HOWARD	Mini Miglia	1:03.571	2	7	3.279	0.143	67.87
12	28		Robert HUMPHREYS	Mini Miglia	1:03.574	9	9	3.282	0.003	67.87
13	29		Martin WILLS	Mini Miglia	1:03.657	2	4	3.365	0.083	67.78
14	5		Sarah MUNNS	Mini Miglia	1:03.732	2	5	3.440	0.075	67.70
15	35		Ian FEATHERSTONE	Mini Saloon	1:14.595	2	8	14.303	10.863	57.84
16	42		Paul SIMMONDS	Mini Miglia		0	1			

Weather / Track : Cloudy / Dry
 These results are provisional until the conclusion of any judicial and technical matters.

Brands Hatch Indy
 Circuit Length = 1.1986 miles
 Start: 12:01 End: 12:19

Clerk of Course :		Timekeeper :
-------------------	--	--------------

Dunlop Mini Miglia Championship

QUALIFYING - RACE 5 - LAP ANALYSIS

2	Colin PEACOCK		Mini Miglia				
1 -	1:08.544	+ 7.845	12:02:22.717	6 -	1:01.443	+ 0.744	12:14:48.609
2 -	1:01.694	+ 0.995	12:03:24.411	7 -	1:01.250	+ 0.551	12:15:49.859
3 -	1:01.005	+ 0.306	12:04:25.416	8 -	1:00.961	+ 0.262	12:16:50.820
4 -	8:13.181 P	+ 7:12.482	12:12:38.597	9 -	1:00.752	+ 0.053	12:17:51.572
5 -	1:08.569	+ 7.870	12:13:47.166	10 -	1:00.699		12:18:52.271
4	Mark SIMS		Mini Miglia				
1 -	1:10.925	+ 8.291	12:02:22.697	5 -	1:02.634		12:14:50.771
2 -	1:03.113	+ 0.479	12:03:25.810	6 -	2:42.091 P	+ 1:39.457	12:17:32.862
3 -	9:13.638 P	+ 8:11.004	12:12:39.448	7 -	1:08.093	+ 5.459	12:18:40.955
4 -	1:08.689	+ 6.055	12:13:48.137				
5	Sarah MUNNS		Mini Miglia				
1 -	1:10.808	+ 7.076	12:02:44.426	4 -	1:12.666	+ 8.934	12:17:56.085
2 -	1:03.732		12:03:48.158	5 -	1:04.359	+ 0.627	12:19:00.444
3 -	12:55.261 P	+ 11:51.529	12:16:43.419				
6	Dave DREW		Mini Miglia				
1 -	1:08.303	+ 6.532	12:02:27.995	5 -	1:03.533	+ 1.762	12:15:24.227
2 -	1:02.490	+ 0.719	12:03:30.485	6 -	1:02.420	+ 0.649	12:16:26.647
3 -	9:43.317 P	+ 8:41.546	12:13:13.802	7 -	1:01.916	+ 0.145	12:17:28.563
4 -	1:06.892	+ 5.121	12:14:20.694	8 -	1:01.771		12:18:30.334
10	Phil HARVEY		Mini Motley				
1 -	1:15.069	+ 11.641	12:03:00.104	6 -	1:06.477	+ 3.049	12:16:00.181
2 -	1:05.949	+ 2.521	12:04:06.053	7 -	1:06.985	+ 3.557	12:17:07.166
3 -	8:29.820 P	+ 7:26.392	12:12:35.873	8 -	1:03.428		12:18:10.594
4 -	1:12.852	+ 9.424	12:13:48.725	9 -	1:03.770	+ 0.342	12:19:14.364
5 -	1:04.979	+ 1.551	12:14:53.704				
11	Kane ASTIN		Mini Miglia				
1 -	1:07.473	+ 7.181	12:02:41.959	6 -	1:03.793	+ 3.501	12:16:00.762
2 -	1:01.090	+ 0.798	12:03:43.049	7 -	1:01.969	+ 1.677	12:17:02.731
3 -	9:05.203 P	+ 8:04.911	12:12:48.252	8 -	1:00.292		12:18:03.023
4 -	1:06.380	+ 6.088	12:13:54.632	9 -	1:01.830	+ 1.538	12:19:04.853
5 -	1:02.337	+ 2.045	12:14:56.969				
21	Aaron SMITH		Mini Miglia				
1 -	1:10.236	+ 9.293	12:02:46.356	6 -	1:02.397	+ 1.454	12:16:09.949
2 -	1:03.224	+ 2.281	12:03:49.580	7 -	1:02.006	+ 1.063	12:17:11.955
3 -	9:05.220 P	+ 8:04.277	12:12:54.800	8 -	1:01.411	+ 0.468	12:18:13.366
4 -	1:09.472	+ 8.529	12:14:04.272	9 -	1:00.943		12:19:14.309
5 -	1:03.280	+ 2.337	12:15:07.552				
26	Owen STINCHCOMBE		Mini Miglia				
1 -	1:11.324	+ 8.182	12:02:24.681	3 -	9:50.712 P	+ 8:47.570	12:13:18.535
2 -	1:03.142		12:03:27.823				
28	Robert HUMPHREYS		Mini Miglia				
1 -	1:10.448	+ 6.874	12:02:49.086	6 -	1:05.974	+ 2.400	12:16:07.213
2 -	1:07.304	+ 3.730	12:03:56.390	7 -	1:05.336	+ 1.762	12:17:12.549
3 -	8:47.973 P	+ 7:44.399	12:12:44.363	8 -	1:04.614	+ 1.040	12:18:17.163
4 -	1:11.593	+ 8.019	12:13:55.956	9 -	1:03.574		12:19:20.737
5 -	1:05.283	+ 1.709	12:15:01.239				
29	Martin WILLS		Mini Miglia				
1 -	1:12.661	+ 9.004	12:02:45.305	3 -	9:03.706 P	+ 8:00.049	12:12:52.668
2 -	1:03.657		12:03:48.962	4 -	1:14.037	+ 10.380	12:14:06.705

Weather / Track : Cloudy / Dry

Brands Hatch Indy
Circuit Length = 1.1986 miles
Start: 12:01 End: 12:19

Dunlop Mini Miglia Championship

QUALIFYING - RACE 5 - LAP ANALYSIS


35	Ian FEATHERSTONE			Mini Saloon			
1 -	1:20.183	+ 5.588	12:02:59.953	5 -	1:17.213	+ 2.618	12:15:17.397
2 -	1:14.595		12:04:14.548	6 -	1:18.715	+ 4.120	12:16:36.112
3 -	8:23.365 P	+ 7:08.770	12:12:37.913	7 -	1:14.955	+ 0.360	12:17:51.067
4 -	1:22.271	+ 7.676	12:14:00.184	8 -	1:25.562	+ 10.967	12:19:16.629
42	Paul SIMMONDS			Mini Miglia			
1 -	1:10.637	- 03:59:44.139	12:02:27.270				
53	Niven BURGE			Mini Miglia			
1 -	1:10.386	+ 9.263	12:02:52.222	6 -	1:03.400	+ 2.277	12:15:46.648
2 -	1:03.991	+ 2.868	12:03:56.213	7 -	1:01.574	+ 0.451	12:16:48.222
3 -	8:36.879 P	+ 7:35.756	12:12:33.092	8 -	1:01.176	+ 0.053	12:17:49.398
4 -	1:08.173	+ 7.050	12:13:41.265	9 -	1:01.123		12:18:50.521
5 -	1:01.983	+ 0.860	12:14:43.248				
69	Tony LEMAY			Rover Mini			
1 -	1:10.565	+ 8.765	12:02:26.094	6 -	1:04.977	+ 3.177	12:16:01.462
2 -	1:04.037	+ 2.237	12:03:30.131	7 -	1:04.869	+ 3.069	12:17:06.331
3 -	9:12.472 P	+ 8:10.672	12:12:42.603	8 -	1:01.800		12:18:08.131
4 -	1:09.856	+ 8.056	12:13:52.459	9 -	1:01.899	+ 0.099	12:19:10.030
5 -	1:04.026	+ 2.226	12:14:56.485				
72	Robert HOWARD			Mini Miglia			
1 -	1:10.726	+ 7.155	12:02:53.550	5 -	1:05.867	+ 2.296	12:16:34.697
2 -	1:03.571		12:03:57.121	6 -	1:04.289	+ 0.718	12:17:38.986
3 -	10:20.832 P	+ 9:17.261	12:14:17.953	7 -	1:04.577	+ 1.006	12:18:43.563
4 -	1:10.877	+ 7.306	12:15:28.830				
99	Mark COWAN			Mini Miglia			
1 -	1:11.496	+ 8.667	12:02:30.546	5 -	1:06.309	+ 3.480	12:15:20.400
2 -	1:06.173	+ 3.344	12:03:36.719	6 -	1:04.501	+ 1.672	12:16:24.901
3 -	9:26.454 P	+ 8:23.625	12:13:03.173	7 -	1:05.039	+ 2.210	12:17:29.940
4 -	1:10.918	+ 8.089	12:14:14.091	8 -	1:02.829		12:18:32.769

Weather / Track : Cloudy / Dry

Brands Hatch Indy
Circuit Length = 1.1986 miles
Start: 12:01 End: 12:19

Dunlop Mini Miglia Championship

RACE 5 - GRID

ROW 8	1:14.595 35 Ian FEATHERSTONE	42 Paul SIMMONDS
ROW 7	1:03.657 29 Martin WILLS	1:03.732 5 Sarah MUNNS
ROW 6	1:03.571 72 Robert HOWARD	1:03.574 28 Robert HUMPHREYS
ROW 5	1:03.142 26 Owen STINCHCOMBE	1:03.428 10 Phil HARVEY
ROW 4	1:02.634 4 Mark SIMS	1:02.829 99 Mark COWAN
ROW 3	1:01.771 6 Dave DREW	1:01.800 69 Tony LEMAY
ROW 2	1:00.943 21 Aaron SMITH	1:01.123 53 Niven BURGE
ROW 1	1:00.292 11 Kane ASTIN	1:00.699 2 Colin PEACOCK
Pole		
		


Brands Hatch Indy
Circuit Length = 1.1986 miles

These results are provisional until the conclusion of any judicial and technical matters.

Clerk of Course :		Timekeeper :
-------------------	--	--------------

Dunlop Mini Miglia Championship

RACE 13 - GRID

ROW 8	29	Martin WILLS	42	Paul SIMMONDS
ROW 7	35	1:14.955 Ian FEATHERSTONE	26	Owen STINCHCOMBE
ROW 6	99	1:04.501 Mark COWAN	28	1:04.614 Robert HUMPHREYS
ROW 5	72	1:04.289 Robert HOWARD	5	1:04.359 Sarah MUNNS
ROW 4	4	1:03.113 Mark SIMS	10	1:03.770 Phil HARVEY
ROW 3	69	1:01.899 Tony LEMAY	6	1:01.916 Dave DREW
ROW 2	53	1:01.176 Niven BURGE	21	1:01.411 Aaron SMITH
ROW 1	2	1:00.752 Colin PEACOCK	11	1:01.090 Kane ASTIN
Pole				
				

Brands Hatch Indy
Circuit Length = 1.1986 miles

These results are provisional until the conclusion of any judicial and technical matters.

Clerk of Course :		Timekeeper :
-------------------	--	--------------

Dunlop Mini Miglia Championship

RACE 5 - CLASSIFICATION

POS	NO	CL	NAME	ENTRY	LAPS	TIME	GAP	DIFF	MPH	BEST	ON
1	6		Dave DREW	Mini Miglia	15	17:22.787			62.06	58.590	11
2	21		Aaron SMITH	Mini Miglia	15	17:30.916	8.129	8.129	61.58	59.655	11
3	11		Kane ASTIN	Mini Miglia	15	17:31.977	9.190	1.061	61.52	58.370	12
4	99		Mark COWAN	Mini Miglia	15	17:42.315	19.528	10.338	60.92	1:00.154	11
5	2		Colin PEACOCK	Mini Miglia	15	17:45.533	22.746	3.218	60.74	59.648	14
6	26		Owen STINCHCOMBE	Mini Miglia	15	17:47.615	24.828	2.082	60.62	1:00.655	13
7	72		Robert HOWARD	Mini Miglia	15	17:55.419	32.632	7.804	60.18	1:00.954	14
8	28		Robert HUMPHREYS	Mini Miglia	15	18:00.718	37.931	5.299	59.89	1:00.500	15
9	10		Phil HARVEY	Mini Motley	15	18:20.617	57.830	19.899	58.80	1:02.193	9
10	35		Ian FEATHERSTONE	Mini Saloon	14	17:40.589	1 lap	1 lap	56.95	1:05.988	14
11	53		Niven BURGE	Mini Miglia	14	17:58.747	1 lap	18.158	56.00	58.587	9
NOT CLASSIFIED											
DNF	42		Paul SIMMONDS	Mini Miglia	11	13:42.425	4 laps	3 laps	57.71	1:00.508	11
DNF	5		Sarah MUNNS	Mini Miglia	11	13:44.935	4 laps	2.510	57.53	1:00.967	9
DNF	29		Martin WILLS	Mini Miglia	11	13:46.458	4 laps	1.523	57.43	1:01.602	11
DNF	69		Tony LEMAY	Rover Mini	3	4:18.992	12 laps	8 laps	49.98	1:24.195	3
DNF	3		Paul THOMPSON	Mini Austin	0						
DNF	4		Mark SIMS	Mini Miglia	0						
FASTEST LAP											
	11		Kane ASTIN	Mini Miglia	12	58.370		73.92 mph		118.97 kph	

Weather / Track : Cloudy / Dry

These results are provisional until the conclusion of any judicial and technical matters.

Brands Hatch Indy

Circuit Length = 1.1986 miles

Start: 15:47 End: 16:05

Clerk of Course :		Timekeeper :	
-------------------	--	--------------	--

Dunlop Mini Miglia Championship

RACE 5 - LAP CHART

Lap 1			Lap 2			Lap 3			Lap 4			Lap 5		
No	Behind	Laptime	No	Behind	Laptime	No	Behind	Laptime	No	Behind	Laptime	No	Behind	Laptime
11		1:08.042	11		1:42.176	11		1:27.203	11		59.855	11		1:39.521
21	0.745	1:08.787	21	1.003	1:42.434	21	0.425	1:26.625	21	1.476	1:00.906	21	0.695	1:38.740
2	3.575	1:11.617	2	1.912	1:40.513	2	0.534	1:25.825	6	3.892	1:03.049	6	1.324	1:36.953
6	4.098	1:12.140	6	2.664	1:40.742	6	0.698	1:25.237	26	6.535	1:03.934	26	2.569	1:35.555
53	5.997	1:14.039	53	3.563	1:39.742	53	1.064	1:24.704	10	9.175	1:04.830	10	3.516	1:33.862
69	6.272	1:14.314	69	4.579	1:40.483	69	1.571	1:24.195	99	9.215	1:05.989	99	4.435	1:34.741
26	7.097	1:15.139	26	5.606	1:40.685	26	2.456	1:24.053	28	11.272	1:04.991	28	5.368	1:33.617
99	8.063	1:16.105	99	6.489	1:40.602	99	3.081	1:23.795	29	11.349	1:05.149	29	6.131	1:34.303
10	10.038	1:18.080	10	7.280	1:39.418	10	4.200	1:24.123	42	11.814	1:06.182	42	8.083	1:35.790
42	11.361	1:19.403	42	8.713	1:39.528	42	5.487	1:23.977	5	13.556	1:03.338	5	8.563	1:34.528
29	12.395	1:20.437	29	9.734	1:39.515	29	6.055	1:23.524	72	14.265	1:03.904	72	9.150	1:34.406
28	12.760	1:20.802	28	10.058	1:39.474	28	6.136	1:23.281	2	15.312	1:14.633	2	9.954	1:34.163
35	16.031	1:24.073	35	11.351	1:37.496	5	10.073	1:25.284	35	20.868	1:10.592	35	11.194	1:29.847
5	16.871	1:24.913	5	11.992	1:37.297	35	10.131	1:25.983				53	1 LAP	3:39.236 P
72	18.558	1:26.600	72	12.796	1:36.414	72	10.216	1:24.623						

Weather / Track : Cloudy / Dry

Brands Hatch Indy
 Circuit Length = 1.1986 miles
 Start: 15:47 End: 16:05

Dunlop Mini Miglia Championship

RACE 5 - LAP CHART

Lap 6			Lap 7			Lap 8			Lap 9			Lap 10		
No	Behind	Laptime	No	Behind	Laptime	No	Behind	Laptime	No	Behind	Laptime	No	Behind	Laptime
11		1:33.201	11		59.153	11		58.960	11		58.592	11		58.539
21	0.342	1:32.848	6	1.311	1:00.032	6	1.313	58.962	6	1.590	58.869	6	1.852	58.801
6	0.432	1:32.309	21	1.358	1:00.169	21	2.534	1:00.136	21	3.877	59.935	21	5.359	1:00.021
26	1.277	1:31.909	26	4.298	1:02.174	26	6.635	1:01.297	26	9.070	1:01.027	99	13.676	1:00.616
10	2.059	1:31.744	99	5.017	1:01.833	99	9.251	1:03.194	99	11.599	1:00.940	26	15.575	1:05.044
99	2.337	1:31.103	10	6.296	1:03.390	10	10.108	1:02.772	10	13.709	1:02.193	42	16.675	1:01.256
28	2.847	1:30.680	28	6.437	1:02.743	42	10.997	1:02.143	42	13.958	1:01.553	10	17.423	1:02.253
29	3.962	1:31.032	29	7.047	1:02.238	28	11.195	1:03.718	28	14.277	1:01.674	2	17.495	1:01.674
42	5.310	1:30.428	42	7.814	1:01.657	2	11.838	1:02.069	2	14.360	1:01.114	28	18.037	1:02.299
5	5.524	1:30.162	2	8.729	1:01.669	5	12.406	1:02.474	5	14.781	1:00.967	5	18.240	1:01.998
2	6.213	1:29.460	5	8.892	1:02.521	29	12.693	1:04.606	29	16.380	1:02.279	72	19.092	1:01.098
72	6.220	1:30.271	72	9.210	1:02.143	72	13.946	1:03.696	72	16.533	1:01.179	29	19.614	1:01.773
35	9.007	1:31.014	35	17.312	1:07.458	35	25.979	1:07.627	53	1 LAP	59.430	53	1 LAP	58.587
53	1 LAP	1:04.345 P	53	1 LAP	59.794	53	1 LAP	1:00.112	35	35.808	1:08.421	35	45.660	1:08.391

Weather / Track : Cloudy / Dry

Brands Hatch Indy
 Circuit Length = 1.1986 miles
 Start: 15:47 End: 16:05

Dunlop Mini Miglia Championship

RACE 5 - LAP CHART

Lap 11			Lap 12			Lap 13			Lap 14			Lap 15		
No	Behind	Laptime	No	Behind	Laptime	No	Behind	Laptime	No	Behind	Laptime	No	Behind	Laptime
11		58.669	11		58.370	11		58.885	6		59.282	6		59.794
6	1.773	58.590	6	2.074	58.671	6	2.545	59.356	11	0.750	1:02.577	21	8.129	1:01.088
21	6.345	59.655	21	7.721	59.746	35	1 LAP	1:09.160	21	6.835	59.957	11	9.190	1:08.234
99	15.161	1:00.154	99	17.375	1:00.584	21	8.705	59.869	35	1 LAP	1:07.195	35	1 LAP	1:05.988
26	17.990	1:01.084	26	20.806	1:01.186	99	19.232	1:00.742	99	18.121	1:00.716	99	19.528	1:01.201
42	18.514	1:00.508	2	21.402	1:00.240	26	22.576	1:00.655	2	20.555	59.648	2	22.746	1:01.985
2	19.532	1:00.706	72	27.035	1:03.558	2	22.734	1:00.217	26	23.299	1:02.550	26	24.828	1:01.323
5	21.024	1:01.453	28	35.684	1:12.460	72	31.456	1:03.306	72	30.583	1:00.954	72	32.632	1:01.843
10	21.191	1:02.437	53	1 LAP	1:01.536	28	38.409	1:01.610	53	1 LAP	58.827	53	1 LAP	1:00.134
28	21.594	1:02.226	10	45.169	1:22.348	53	1 LAP	58.622	28	37.225	1:00.643	28	37.931	1:00.500
72	21.847	1:01.424				10	50.647	1:04.363	10	53.230	1:04.410	10	57.830	1:04.394
29	22.547	1:01.602												
53	1 LAP	59.639												
35	54.335	1:07.344												

Weather / Track : Cloudy / Dry

Brands Hatch Indy
 Circuit Length = 1.1986 miles
 Start: 15:47 End: 16:05

Dunlop Mini Miglia Championship

RACE 13 - CLASSIFICATION

POS	NO	CL	NAME	ENTRY	LAPS	TIME	GAP	DIFF	MPH	BEST	ON
1	21		Aaron SMITH	Mini Miglia	15	17:21.233			62.16	1:00.872	14
2	53		Niven BURGE	Mini Miglia	15	17:22.743	1.510	1.510	62.07	1:01.033	8
3	2		Colin PEACOCK	Mini Miglia	15	17:22.786	1.553	0.043	62.07	1:00.857	11
4	69		Tony LEMAY	Rover Mini	15	17:22.857	1.624	0.071	62.06	1:00.756	9
5	6		Dave DREW	Mini Miglia	15	17:23.481	2.248	0.624	62.02	1:00.963	12
6	5		Sarah MUNNS	Mini Miglia	15	17:25.741	4.508	2.260	61.89	1:01.220	11
7	42		Paul SIMMONDS	Mini Miglia	15	17:31.159	9.926	5.418	61.57	1:00.971	9
8	26		Owen STINCHCOMBE	Mini Miglia	15	17:36.420	15.187	5.261	61.26	1:01.979	10
9	10		Phil HARVEY	Mini Motley	15	17:39.014	17.781	2.594	61.11	1:02.464	10
10	72		Robert HOWARD	Mini Miglia	15	17:46.786	25.553	7.772	60.67	1:02.653	10
11	29		Martin WILLS	Mini Miglia	15	17:47.005	25.772	0.219	60.66	1:02.599	14
12	28		Robert HUMPHREYS	Mini Miglia	15	17:50.120	28.887	3.115	60.48	1:01.551	15
13	11		Kane ASTIN	Mini Miglia	15	18:06.115	44.882	15.995	59.59	1:02.907	2
14	35		Ian FEATHERSTONE	Mini Saloon	14	17:42.871	1 lap	1 lap	56.83	1:09.403	9
NOT CLASSIFIED											
DNF	99		Mark COWAN	Mini Miglia	3	3:18.747	12 laps	11 laps	65.13	1:03.068	3
FASTEST LAP											
	69		Tony LEMAY	Rover Mini	9	1:00.756			71.02 mph	114.29 kph	

Weather / Track : Cloudy / Dry
 These results are provisional until the conclusion of any judicial and technical matters.

Brands Hatch Indy
 Circuit Length = 1.1986 miles
 Start: 12:46 End: 13:04

Clerk of Course :	Timekeeper :
-------------------	--------------

Dunlop Mini Miglia Championship

RACE 13 - LAP CHART

Lap 1			Lap 2			Lap 3			Lap 4			Lap 5		
No	Behind	Laptime	No	Behind	Laptime	No	Behind	Laptime	No	Behind	Laptime	No	Behind	Laptime
53		1:05.210	53		1:03.079	53		1:01.520	53		1:01.207	53		1:03.279
6	0.965	1:06.175	6	0.062	1:02.176	6	0.590	1:02.048	6	0.724	1:01.341	6	1.081	1:03.636
2	1.122	1:06.332	2	0.262	1:02.219	2	0.849	1:02.107	2	0.835	1:01.193	2	1.907	1:04.351
21	1.594	1:06.804	21	0.668	1:02.153	21	1.401	1:02.253	21	1.479	1:01.285	21	2.571	1:04.371
69	2.262	1:07.472	69	1.307	1:02.124	69	1.733	1:01.946	69	2.142	1:01.616	69	3.098	1:04.235
5	2.879	1:08.089	5	2.604	1:02.804	5	3.019	1:01.935	5	3.749	1:01.937	5	3.810	1:03.340
11	2.894	1:08.104	11	2.722	1:02.907	26	4.953	1:02.662	26	6.563	1:02.817	72	8.750	1:04.120
26	3.695	1:08.905	72	3.495	1:02.732	72	5.551	1:03.576	72	7.909	1:03.565	10	10.038	1:04.212
72	3.842	1:09.052	26	3.811	1:03.195	11	6.020	1:04.818	10	9.105	1:03.298	28	11.637	1:03.747
10	5.485	1:10.695	10	5.260	1:02.854	10	7.014	1:03.274	42	9.521	1:02.946	26	11.730	1:08.446
42	6.183	1:11.393	42	6.638	1:03.534	42	7.782	1:02.664	28	11.169	1:04.076	42	12.226	1:05.984
28	6.542	1:11.752	28	6.919	1:03.456	28	8.300	1:02.901	11	11.385	1:06.572	11	13.515	1:05.409
99	7.071	1:12.281	99	7.390	1:03.398	99	8.938	1:03.068	29	14.382	1:05.678	29	15.554	1:04.451
29	7.927	1:13.137	29	8.649	1:03.801	29	9.911	1:02.782	35	46.941	1:13.980	35	1:02.573	1:18.911
35	13.942	1:19.152	35	23.333	1:12.470	35	34.168	1:12.355						

Weather / Track : Cloudy / Dry

Brands Hatch Indy
 Circuit Length = 1.1986 miles
 Start: 12:46 End: 13:04

Dunlop Mini Miglia Championship

RACE 13 - LAP CHART

Lap 6			Lap 7			Lap 8			Lap 9			Lap 10		
No	Behind	Laptime	No	Behind	Laptime	No	Behind	Laptime	No	Behind	Laptime	No	Behind	Laptime
53		1:45.124	53		2:12.212	53		1:01.033	53		1:01.680	53		1:01.727
6	1.609	1:45.652	6	0.090	2:10.693	6	0.253	1:01.196	6	0.065	1:01.492	6	0.245	1:01.907
2	2.778	1:45.995	2	0.558	2:09.992	2	0.537	1:01.012	2	0.210	1:01.353	21	0.505	1:01.636
21	4.286	1:46.839	21	0.990	2:08.916	21	1.019	1:01.062	21	0.596	1:01.257	2	0.879	1:02.396
69	5.753	1:47.779	69	1.065	2:07.524	69	1.536	1:01.504	69	0.612	1:00.756	69	0.984	1:02.099
5	6.294	1:47.608	5	1.955	2:07.873	5	2.251	1:01.329	5	2.104	1:01.533	5	2.003	1:01.626
72	6.929	1:43.303	72	2.962	2:08.245	72	4.674	1:02.745	42	4.157	1:00.971	42	4.697	1:02.267
10	8.591	1:43.677	10	4.037	2:07.658	42	4.866	1:01.746	72	5.676	1:02.682	72	6.602	1:02.653
42	9.969	1:42.867	42	4.153	2:06.396	10	5.978	1:02.974	10	6.801	1:02.503	26	7.198	1:01.979
26	11.498	1:44.892	26	4.952	2:05.666	26	6.241	1:02.322	26	6.946	1:02.385	10	7.538	1:02.464
28	12.640	1:46.127	28	5.591	2:05.163	28	6.535	1:01.977	28	7.173	1:02.318	28	7.904	1:02.458
11	13.466	1:45.075	11	7.537	2:06.283	29	9.966	1:03.319	29	12.280	1:03.994	29	14.371	1:03.818
29	14.091	1:43.661	29	7.680	2:05.801	11	10.281	1:03.777	11	12.767	1:04.166	11	19.372	1:08.332
35	44.068	1:26.619	35	12.037	1:40.181	35	22.701	1:11.697	35	30.424	1:09.403	35	39.248	1:10.551

Weather / Track : Cloudy / Dry

Brands Hatch Indy
 Circuit Length = 1.1986 miles
 Start: 12:46 End: 13:04

Dunlop Mini Miglia Championship

RACE 13 - LAP CHART

Lap 11			Lap 12			Lap 13			Lap 14			Lap 15		
No	Behind	Laptime	No	Behind	Laptime	No	Behind	Laptime	No	Behind	Laptime	No	Behind	Laptime
53		1:01.196	53		1:01.247	21		1:00.902	21		1:00.872	21		1:00.942
21	0.364	1:01.055	21	0.003	1:00.886	53	0.682	1:01.587	53	1.360	1:01.550	53	1.510	1:01.092
6	0.379	1:01.330	6	0.095	1:00.963	2	1.033	1:01.552	2	1.421	1:01.260	2	1.553	1:01.074
2	0.540	1:00.857	2	0.386	1:01.093	69	1.176	1:01.473	69	1.617	1:01.313	69	1.624	1:00.949
69	0.642	1:00.854	69	0.608	1:01.213	6	1.293	1:02.103	6	2.215	1:01.794	6	2.248	1:00.975
5	2.027	1:01.220	5	2.276	1:01.496	5	2.914	1:01.543	5	3.692	1:01.650	5	4.508	1:01.758
42	5.504	1:02.003	42	6.018	1:01.761	42	7.085	1:01.972	42	8.705	1:02.492	42	9.926	1:02.163
26	8.717	1:02.715	26	10.797	1:03.327	26	12.237	1:02.345	35	1 LAP	1:13.849	26	15.187	1:02.459
72	8.818	1:03.412	10	11.779	1:03.643	10	13.966	1:03.092	26	13.670	1:02.305	10	17.781	1:02.755
10	9.383	1:03.041	72	18.753	1:11.182	72	21.396	1:03.548	10	15.968	1:02.874	35	1 LAP	1:13.083
29	17.321	1:04.146	29	19.658	1:03.584	29	21.646	1:02.893	72	23.269	1:02.745	72	25.553	1:03.226
28	24.099	1:17.391	28	25.983	1:03.131	28	27.363	1:02.285	29	23.373	1:02.599	29	25.772	1:03.341
11	26.201	1:08.025	11	32.007	1:07.053	11	34.875	1:03.773	28	28.278	1:01.787	28	28.887	1:01.551
35	48.454	1:10.402	35	57.425	1:10.218				11	37.669	1:03.666	11	44.882	1:08.155

Weather / Track : Cloudy / Dry

Brands Hatch Indy
 Circuit Length = 1.1986 miles
 Start: 12:46 End: 13:04

Pickup Truck Racing Championship

QUALIFYING - RACE 8 - CLASSIFICATION

POS	NO	CL	NAME	ENTRY	TIME	ON	LAPS	GAP	DIFF	MPH
1	63		Phil WHITE	Pickup Truck	1:00.261	5	7			71.60
2	22		Nic GRINDROD	Pickup Truck	1:00.899	7	8	0.638	0.638	70.85
3	2		Dave BRIGGS	Pickup Truck	1:01.159	7	8	0.898	0.260	70.55
4	14		Damien CARR	Pickup Truck	1:01.389	5	9	1.128	0.230	70.29
5	15		Simon CARR	Pickup Truck	1:01.503	7	9	1.242	0.114	70.15
6	16		Steve DANCE	Pickup Truck	1:01.525	7	8	1.264	0.022	70.13
7	4		Pete STEVENS	Pickup Truck	1:01.561	7	9	1.300	0.036	70.09
8	93		Michael SMITH	Pickup Truck	1:01.678	7	8	1.417	0.117	69.96
9	23		David LONGHURST	Pickup Truck	1:02.246	7	8	1.985	0.568	69.32
10	98		Anthony HAWKINS	Pickup Truck	1:03.291	4	8	3.030	1.045	68.17
11	20		Charlie WEAVER	Pickup Truck	1:03.368	7	8	3.107	0.077	68.09
12	24		Richard NOVELL	Pickup Truck	1:03.381	6	7	3.120	0.013	68.08
13	61		Jonathan HOGARTH	Pickup Truck	1:04.027	7	8	3.766	0.646	67.39
14	3		Julian ARNOLD	Pickup Truck	1:05.207	6	8	4.946	1.180	66.17
15	37		Neil TRESSLER	Pickup Truck	1:05.598	5	8	5.337	0.391	65.78
16	44		Daniel JOHNSON	Pickup Truck	1:06.367	7	8	6.106	0.769	65.01
17	7		Tony MUMFORD	Pickup Truck	1:06.821	4	7	6.560	0.454	64.57
18	69		Lee ROGERS	Pickup Truck	1:07.035	3	5	6.774	0.214	64.37

Weather / Track : Rain / Wet
 These results are provisional until the conclusion of any judicial and technical matters.

Brands Hatch Indy
 Circuit Length = 1.1986 miles
 Start: 12:27 End: 12:44

Clerk of Course :		Timekeeper :
-------------------	--	--------------

Pickup Truck Racing Championship

QUALIFYING - RACE 16 - CLASSIFICATION

POS	NO	CL	NAME	ENTRY	TIME	ON	LAPS	GAP	DIFF	MPH
1	15		Simon CARR	Pickup Truck	1:02.168	7	7			69.40
2	93		Michael SMITH	Pickup Truck	1:03.376	5	7	1.208	1.208	68.08
3	16		Steve DANCE	Pickup Truck	1:03.599	6	7	1.431	0.223	67.84
4	98		Anthony HAWKINS	Pickup Truck	1:03.682	5	6	1.514	0.083	67.75
5	4		Pete STEVENS	Pickup Truck	1:03.946	4	4	1.778	0.264	67.47
6	14		Damien CARR	Pickup Truck	1:04.032	4	5	1.864	0.086	67.38
7	2		Dave BRIGGS	Pickup Truck	1:04.083	6	6	1.915	0.051	67.33
8	22		Nic GRINDROD	Pickup Truck	1:04.110	2	7	1.942	0.027	67.30
9	24		Richard NOVELL	Pickup Truck	1:04.980	7	7	2.812	0.870	66.40
10	23		David LONGHURST	Pickup Truck	1:05.474	4	4	3.306	0.494	65.90
11	69		Lee ROGERS	Pickup Truck	1:05.803	3	6	3.635	0.329	65.57
12	44		Daniel JOHNSON	Pickup Truck	1:06.275	7	7	4.107	0.472	65.10
13	20		Charlie WEAVER	Pickup Truck	1:06.288	2	7	4.120	0.013	65.09
14	7		Tony MUMFORD	Pickup Truck	1:06.384	4	6	4.216	0.096	65.00
15	37		Neil TRESSLER	Pickup Truck	1:07.028	6	6	4.860	0.644	64.37
16	61		Jonathan HOGARTH	Pickup Truck	1:07.433	6	6	5.265	0.405	63.99
17	3		Julian ARNOLD	Pickup Truck	1:08.159	5	6	5.991	0.726	63.30

Weather / Track : Rain / Wet
 These results are provisional until the conclusion of any judicial and technical matters.

Brands Hatch Indy
 Circuit Length = 1.1986 miles
 Start: 12:35 End: 12:44

Clerk of Course :		Timekeeper :
-------------------	--	--------------

Pickup Truck Racing Championship

QUALIFYING - RACE 8 - LAP ANALYSIS

2	Dave BRIGGS						Pickup Truck	
1 -	1:14.600	+ 13.441	12:29:09.937	8 -	1:06.921	+ 5.762	12:36:29.060	
2 -	1:03.739	+ 2.580	12:30:13.676	9 -	1:29.915	+ 28.756	12:37:58.975	
3 -	1:01.958	+ 0.799	12:31:15.634	10 -	1:06.942	+ 5.783	12:39:05.917	
4 -	1:01.533	+ 0.374	12:32:17.167	11 -	1:05.426	+ 4.267	12:40:11.343	
5 -	1:01.715	+ 0.556	12:33:18.882	12 -	1:05.020	+ 3.861	12:41:16.363	
6 -	1:02.098	+ 0.939	12:34:20.980	13 -	1:04.083	+ 2.924	12:42:20.446	
7 -	1:01.159		12:35:22.139					
3	Julian ARNOLD						Pickup Truck	
1 -	1:19.563	+ 14.356	12:29:10.174	8 -	1:10.465	+ 5.258	12:37:01.119	
2 -	1:10.041	+ 4.834	12:30:20.215	9 -	1:08.196	+ 2.989	12:38:09.315	
3 -	1:07.125	+ 1.918	12:31:27.340	10 -	1:08.978	+ 3.771	12:39:18.293	
4 -	1:06.354	+ 1.147	12:32:33.694	11 -	1:08.611	+ 3.404	12:40:26.904	
5 -	1:05.897	+ 0.690	12:33:39.591	12 -	1:08.159	+ 2.952	12:41:35.063	
6 -	1:05.207		12:34:44.798	13 -	1:08.721	+ 3.514	12:42:43.784	
7 -	1:05.856	+ 0.649	12:35:50.654					
4	Pete STEVENS						Pickup Truck	
1 -	1:09.552	+ 7.991	12:28:35.611	7 -	1:01.561		12:34:49.022	
2 -	1:02.818	+ 1.257	12:29:38.429	8 -	1:02.414	+ 0.853	12:35:51.436	
3 -	1:02.810	+ 1.249	12:30:41.239	9 -	1:05.585	+ 4.024	12:36:57.021	
4 -	1:02.400	+ 0.839	12:31:43.639	10 -	1:04.522	+ 2.961	12:38:01.543	
5 -	1:01.645	+ 0.084	12:32:45.284	11 -	1:04.545	+ 2.984	12:39:06.088	
6 -	1:02.177	+ 0.616	12:33:47.461	12 -	1:03.946	+ 2.385	12:40:10.034	
7	Tony MUMFORD						Pickup Truck	
1 -	1:28.096	+ 21.712	12:29:06.893	8 -	1:08.053	+ 1.669	12:37:08.315	
2 -	1:14.031	+ 7.647	12:30:20.924	9 -	1:09.964	+ 3.580	12:38:18.279	
3 -	1:08.060	+ 1.676	12:31:28.984	10 -	1:07.153	+ 0.769	12:39:25.432	
4 -	1:06.821	+ 0.437	12:32:35.805	11 -	1:06.384		12:40:31.816	
5 -	1:06.879	+ 0.495	12:33:42.684	12 -	1:06.939	+ 0.555	12:41:38.755	
6 -	1:09.256	+ 2.872	12:34:51.940	13 -	1:13.176	+ 6.792	12:42:51.931	
7 -	1:08.322	+ 1.938	12:36:00.262					
14	Damien CARR						Pickup Truck	
1 -	1:12.786	+ 11.397	12:28:33.601	8 -	1:02.247	+ 0.858	12:35:50.841	
2 -	1:03.926	+ 2.537	12:29:37.527	9 -	1:05.919	+ 4.530	12:36:56.760	
3 -	1:02.947	+ 1.558	12:30:40.474	10 -	1:05.496	+ 4.107	12:38:02.256	
4 -	1:02.779	+ 1.390	12:31:43.253	11 -	1:05.543	+ 4.154	12:39:07.799	
5 -	1:01.389		12:32:44.642	12 -	1:04.032	+ 2.643	12:40:11.831	
6 -	1:02.056	+ 0.667	12:33:46.698	13 -	1:05.211	+ 3.822	12:41:17.042	
7 -	1:01.896	+ 0.507	12:34:48.594					
15	Simon CARR						Pickup Truck	
1 -	1:12.131	+ 10.628	12:28:36.598	9 -	1:05.472	+ 3.969	12:36:56.519	
2 -	1:02.635	+ 1.132	12:29:39.233	10 -	1:04.645	+ 3.142	12:38:01.164	
3 -	1:02.530	+ 1.027	12:30:41.763	11 -	1:04.656	+ 3.153	12:39:05.820	
4 -	1:02.172	+ 0.669	12:31:43.935	12 -	1:02.925	+ 1.422	12:40:08.745	
5 -	1:01.581	+ 0.078	12:32:45.516	13 -	1:02.928	+ 1.425	12:41:11.673	
6 -	1:01.792	+ 0.289	12:33:47.308	14 -	1:03.545	+ 2.042	12:42:15.218	
7 -	1:01.503		12:34:48.811	15 -	1:02.168	+ 0.665	12:43:17.386	
8 -	1:02.236	+ 0.733	12:35:51.047					
16	Steve DANCE						Pickup Truck	
1 -	1:11.804	+ 10.279	12:28:42.248	9 -	1:06.149	+ 4.624	12:37:04.825	
2 -	1:03.627	+ 2.102	12:29:45.875	10 -	1:05.167	+ 3.642	12:38:09.992	
3 -	1:02.633	+ 1.108	12:30:48.508	11 -	1:04.962	+ 3.437	12:39:14.954	
4 -	1:02.289	+ 0.764	12:31:50.797	12 -	1:03.965	+ 2.440	12:40:18.919	
5 -	1:01.921	+ 0.396	12:32:52.718	13 -	1:03.714	+ 2.189	12:41:22.633	
6 -	1:01.919	+ 0.394	12:33:54.637	14 -	1:03.599	+ 2.074	12:42:26.232	
7 -	1:01.525		12:34:56.162	15 -	1:04.136	+ 2.611	12:43:30.368	

Weather / Track : Rain / Wet

Brands Hatch Indy
Circuit Length = 1.1986 miles
Start: 12:27 End: 12:44

Pickup Truck Racing Championship

QUALIFYING - RACE 8 - LAP ANALYSIS

8 -	1:02.514	+ 0.989	12:35:58.676			
20	Charlie WEAVER			Pickup Truck		
1 -	1:14.077	+ 10.709	12:28:51.339	8 -	2:03.480	+ 1:00.112
2 -	1:05.307	+ 1.939	12:29:56.646	9 -	1:06.288	+ 2.920
3 -	1:05.756	+ 2.388	12:31:02.402	10 -	1:07.352	+ 3.984
4 -	1:05.796	+ 2.428	12:32:08.198	11 -	1:06.876	+ 3.508
5 -	1:04.174	+ 0.806	12:33:12.372	12 -	1:06.473	+ 3.105
6 -	1:03.709	+ 0.341	12:34:16.081	13 -	1:06.468	+ 3.100
7 -	1:03.368		12:35:19.449	14 -	1:07.626	+ 4.258
12:37:22.929						
12:38:29.217						
12:39:36.569						
12:40:43.445						
12:41:49.918						
12:42:56.386						
12:44:04.012						
22	Nic GRINDROD			Pickup Truck		
1 -	1:11.429	+ 10.530	12:29:03.219	9 -	1:04.202	+ 3.303
2 -	1:02.408	+ 1.509	12:30:05.627	10 -	1:04.110	+ 3.211
3 -	1:02.353	+ 1.454	12:31:07.980	11 -	1:05.885	+ 4.986
4 -	1:01.318	+ 0.419	12:32:09.298	12 -	1:07.714	+ 6.815
5 -	1:01.827	+ 0.928	12:33:11.125	13 -	1:06.029	+ 5.130
6 -	1:01.674	+ 0.775	12:34:12.799	14 -	1:05.279	+ 4.380
7 -	1:00.899		12:35:13.698	15 -	1:05.107	+ 4.208
8 -	1:02.906	+ 2.007	12:36:16.604			
12:37:20.806						
12:38:24.916						
12:39:30.801						
12:40:38.515						
12:41:44.544						
12:42:49.823						
12:43:54.930						
23	David LONGHURST			Pickup Truck		
1 -	1:12.686	+ 10.440	12:29:18.787	7 -	1:02.246	
2 -	1:04.501	+ 2.255	12:30:23.288	8 -	1:07.430	+ 5.184
3 -	1:03.625	+ 1.379	12:31:26.913	9 -	1:06.142	+ 3.896
4 -	1:03.010	+ 0.764	12:32:29.923	10 -	1:06.363	+ 4.117
5 -	1:02.587	+ 0.341	12:33:32.510	11 -	1:05.474	+ 3.228
6 -	1:02.318	+ 0.072	12:34:34.828			
12:35:37.074						
12:36:44.504						
12:37:50.646						
12:38:57.009						
12:40:02.483						
24	Richard NOVELL			Pickup Truck		
1 -	2:00.138 P	+ 56.757	12:29:56.531	8 -	1:08.972	+ 5.591
2 -	1:12.905	+ 9.524	12:31:09.436	9 -	1:07.128	+ 3.747
3 -	1:05.809	+ 2.428	12:32:15.245	10 -	1:09.095	+ 5.714
4 -	1:06.096	+ 2.715	12:33:21.341	11 -	1:07.216	+ 3.835
5 -	1:03.907	+ 0.526	12:34:25.248	12 -	1:06.123	+ 2.742
6 -	1:03.381		12:35:28.629	13 -	1:04.980	+ 1.599
7 -	1:08.765	+ 5.384	12:36:37.394			
12:37:46.366						
12:38:53.494						
12:40:02.589						
12:41:09.805						
12:42:15.928						
12:43:20.908						
37	Neil TRESSLER			Pickup Truck		
1 -	1:15.728	+ 10.130	12:28:47.506	8 -	1:09.549	+ 3.951
2 -	1:07.831	+ 2.233	12:29:55.337	9 -	1:11.559	+ 5.961
3 -	1:06.442	+ 0.844	12:31:01.779	10 -	1:09.651	+ 4.053
4 -	1:07.470	+ 1.872	12:32:09.249	11 -	1:07.471	+ 1.873
5 -	1:05.598		12:33:14.847	12 -	1:08.138	+ 2.540
6 -	1:05.717	+ 0.119	12:34:20.564	13 -	1:07.028	+ 1.430
7 -	1:06.630	+ 1.032	12:35:27.194			
12:36:36.743						
12:37:48.302						
12:38:57.953						
12:40:05.424						
12:41:13.562						
12:42:20.590						
44	Daniel JOHNSON			Pickup Truck		
1 -	1:20.353	+ 14.078	12:28:43.518	8 -	1:11.540	+ 5.265
2 -	1:12.079	+ 5.804	12:29:55.597	9 -	1:11.584	+ 5.309
3 -	1:12.854	+ 6.579	12:31:08.451	10 -	1:10.833	+ 4.558
4 -	1:08.703	+ 2.428	12:32:17.154	11 -	1:09.155	+ 2.880
5 -	1:06.801	+ 0.526	12:33:23.955	12 -	1:07.233	+ 0.958
6 -	1:06.430	+ 0.155	12:34:30.385	13 -	1:06.678	+ 0.403
7 -	1:06.367	+ 0.092	12:35:36.752	14 -	1:06.275	
12:36:48.292						
12:37:59.876						
12:39:10.709						
12:40:19.864						
12:41:27.097						
12:42:33.775						
12:43:40.050						
61	Jonathan HOGARTH			Pickup Truck		
1 -	1:13.166	+ 9.139	12:28:56.712	8 -	1:08.773	+ 4.746
2 -	1:06.307	+ 2.280	12:30:03.019	9 -	1:09.326	+ 5.299
3 -	1:05.403	+ 1.376	12:31:08.422	10 -	1:08.934	+ 4.907
4 -	1:04.409	+ 0.382	12:32:12.831	11 -	1:11.487	+ 7.460
5 -	1:04.153	+ 0.126	12:33:16.984	12 -	1:08.089	+ 4.062
6 -	1:04.094	+ 0.067	12:34:21.078	13 -	1:07.433	+ 3.406
12:36:33.878						
12:37:43.204						
12:38:52.138						
12:40:03.625						
12:41:11.714						
12:42:19.147						

Weather / Track : Rain / Wet

Brands Hatch Indy
Circuit Length = 1.1986 miles
Start: 12:27 End: 12:44

Pickup Truck Racing Championship

QUALIFYING - RACE 8 - LAP ANALYSIS


7 -	1:04.027		12:35:25.105			
63	Phil WHITE	Pickup Truck				
1 -	1:08.665	+ 8.404	12:28:50.389	5 -	1:00.261	12:32:54.958
2 -	1:03.125	+ 2.864	12:29:53.514	6 -	1:01.283	+ 1.022 12:33:56.241
3 -	1:00.894	+ 0.633	12:30:54.408	7 -	1:01.738	+ 1.477 12:34:57.979
4 -	1:00.289	+ 0.028	12:31:54.697			
69	Lee ROGERS	Pickup Truck				
1 -	1:17.998	+ 12.195	12:28:52.463	6 -	1:08.523	+ 2.720 12:38:18.012
2 -	1:08.127	+ 2.324	12:30:00.590	7 -	1:05.803	12:39:23.815
3 -	1:07.035	+ 1.232	12:31:07.625	8 -	1:06.688	+ 0.885 12:40:30.503
4 -	4:41.454 P	+ 3:35.651	12:35:49.079	9 -	1:07.184	+ 1.381 12:41:37.687
5 -	1:20.410	+ 14.607	12:37:09.489	10 -	1:07.275	+ 1.472 12:42:44.962
93	Michael SMITH	Pickup Truck				
1 -	1:10.957	+ 9.279	12:28:55.686	9 -	1:05.705	+ 4.027 12:37:21.794
2 -	1:04.441	+ 2.763	12:30:00.127	10 -	1:04.455	+ 2.777 12:38:26.249
3 -	1:03.373	+ 1.695	12:31:03.500	11 -	1:04.799	+ 3.121 12:39:31.048
4 -	1:03.254	+ 1.576	12:32:06.754	12 -	1:04.931	+ 3.253 12:40:35.979
5 -	1:01.856	+ 0.178	12:33:08.610	13 -	1:03.376	+ 1.698 12:41:39.355
6 -	1:01.849	+ 0.171	12:34:10.459	14 -	1:04.549	+ 2.871 12:42:43.904
7 -	1:01.678		12:35:12.137	15 -	1:03.932	+ 2.254 12:43:47.836
8 -	1:03.952	+ 2.274	12:36:16.089			
98	Anthony HAWKINS	Pickup Truck				
1 -	1:35.203	+ 31.912	12:29:22.735	8 -	1:09.536	+ 6.245 12:37:01.712
2 -	1:07.958	+ 4.667	12:30:30.693	9 -	1:07.251	+ 3.960 12:38:08.963
3 -	1:05.526	+ 2.235	12:31:36.219	10 -	1:04.530	+ 1.239 12:39:13.493
4 -	1:03.291		12:32:39.510	11 -	1:03.804	+ 0.513 12:40:17.297
5 -	1:03.427	+ 0.136	12:33:42.937	12 -	1:03.682	+ 0.391 12:41:20.979
6 -	1:03.743	+ 0.452	12:34:46.680	13 -	1:03.814	+ 0.523 12:42:24.793
7 -	1:05.496	+ 2.205	12:35:52.176			

Weather / Track : Rain / Wet

Brands Hatch Indy
Circuit Length = 1.1986 miles
Start: 12:27 End: 12:44

Pickup Truck Racing Championship

RACE 8 - GRID

ROW 9	61 Jonathan HOGARTH	44 Daniel JOHNSON
ROW 8	69 Lee ROGERS	63 Phil WHITE
ROW 7	37 Neil TRESSLER	7 Tony MUMFORD
ROW 6	24 Richard NOVELL	3 Julian ARNOLD
ROW 5	22 Nic GRINDROD	20 Charlie WEAVER
ROW 4	14 Damien CARR	2 Dave BRIGGS
ROW 3	16 Steve DANCE	15 Simon CARR
ROW 2	93 Michael SMITH	4 Pete STEVENS
ROW 1	98 Anthony HAWKINS	23 David LONGHURST
Pole		
		


Brands Hatch Indy
Circuit Length = 1.1986 miles

These results are provisional until the conclusion of any judicial and technical matters.

Clerk of Course :		Timekeeper :
-------------------	--	--------------

Pickup Truck Racing Championship

RACE 16 - GRID

ROW 9	61 Jonathan HOGARTH	44 Daniel JOHNSON
ROW 8	3 Julian ARNOLD	63 Phil WHITE
ROW 7	7 Tony MUMFORD	37 Neil TRESSLER
ROW 6	69 Lee ROGERS	20 Charlie WEAVER
ROW 5	93 Michael SMITH	15 Simon CARR
ROW 4	98 Anthony HAWKINS	16 Steve DANCE
ROW 3	14 Damien CARR	4 Pete STEVENS
ROW 2	22 Nic GRINDROD	2 Dave BRIGGS
ROW 1	23 David LONGHURST	24 Richard NOVELL
Pole		
		

Brands Hatch Indy
Circuit Length = 1.1986 miles

These results are provisional until the conclusion of any judicial and technical matters.

Clerk of Course :		Timekeeper :
-------------------	--	--------------

Pickup Truck Racing Championship

RACE 8 - CLASSIFICATION

POS	NO	CL	NAME	ENTRY	LAPS	TIME	GAP	DIFF	MPH	BEST	ON
1	23		David LONGHURST	Pickup Truck	18	18:15.060			70.92	59.820	14
2	22		Nic GRINDROD	Pickup Truck	18	18:15.422	0.362	0.362	70.90	59.997	14
3	4		Pete STEVENS	Pickup Truck	18	18:15.730	0.670	0.308	70.88	1:00.195	17
4	93		Michael SMITH	Pickup Truck	18	18:21.533	6.473	5.803	70.51	1:00.145	16
5	14		Damien CARR	Pickup Truck	18	18:24.712	9.652	3.179	70.30	1:00.483	16
6	16		Steve DANCE	Pickup Truck	18	18:25.044	9.984	0.332	70.28	1:00.252	16
7	98		Anthony HAWKINS	Pickup Truck	18	18:28.164	13.104	3.120	70.08	59.983	16
8	63		Phil WHITE	Pickup Truck	18	18:45.335	30.275	17.171	69.02	1:00.597	11
9	24		Richard NOVELL	Pickup Truck	18	18:48.352	33.292	3.017	68.83	1:01.814	9
10	20		Charlie WEAVER	Pickup Truck	18	18:58.156	43.096	9.804	68.24	1:02.138	5
11	69		Lee ROGERS	Pickup Truck	18	19:03.559	48.499	5.403	67.92	1:02.172	17
12	44		Daniel JOHNSON	Pickup Truck	18	19:08.792	53.732	5.233	67.61	1:01.989	16
13	61		Jonathan HOGARTH	Pickup Truck	18	19:13.041	57.981	4.249	67.36	1:02.909	12
14	7		Tony MUMFORD	Pickup Truck	18	19:13.058	57.998	0.017	67.36	1:02.739	18
15	3		Julian ARNOLD	Pickup Truck	17	18:20.698	1 lap	1 lap	66.64	1:03.435	12
16	37		Neil TRESSLER	Pickup Truck	17	18:45.221	1 lap	24.523	65.19	1:03.908	10
NOT CLASSIFIED											
DNF	15		Simon CARR	Pickup Truck	11	11:14.470	7 laps	6 laps	70.37	1:00.454	7
DNF	2		Dave BRIGGS	Pickup Truck	2	2:07.993	16 laps	9 laps	67.42	1:02.548	2
FASTEST LAP											
	23		David LONGHURST	Pickup Truck	14	59.820			72.13 mph	116.08 kph	

Weather / Track : Cloudy / Dry
 These results are provisional until the conclusion of any judicial and technical matters.

Brands Hatch Indy
 Circuit Length = 1.1986 miles
 Start: 10:03 End: 10:23

Clerk of Course :	Timekeeper :
-------------------	--------------

Pickup Truck Racing Championship

RACE 8 - LAP CHART

Lap 1			Lap 2			Lap 3			Lap 4			Lap 5		
No	Behind	Laptime	No	Behind	Laptime	No	Behind	Laptime	No	Behind	Laptime	No	Behind	Laptime
23		1:03.638	23		1:01.345	23		1:01.089	23		1:01.573	23		1:00.528
4	0.884	1:04.522	4	0.405	1:00.866	4	0.667	1:01.351	4	0.377	1:01.283	4	0.397	1:00.548
93	1.241	1:04.879	93	1.683	1:01.787	93	1.695	1:01.101	93	1.358	1:01.236	93	1.557	1:00.727
2	1.807	1:05.445	15	2.770	1:02.058	15	2.254	1:00.573	15	1.646	1:00.965	15	1.852	1:00.734
15	2.057	1:05.695	2	3.010	1:02.548	22	2.841	1:00.812	22	2.079	1:00.811	22	2.179	1:00.628
98	2.652	1:06.290	98	3.024	1:01.717	98	5.692	1:03.757	98	5.630	1:01.511	98	5.856	1:00.754
22	3.049	1:06.687	22	3.118	1:01.414	14	6.222	1:02.357	14	6.231	1:01.582	14	6.601	1:00.898
16	3.149	1:06.787	63	4.311	1:02.169	16	6.798	1:03.040	16	6.727	1:01.502	16	7.116	1:00.917
63	3.487	1:07.125	16	4.847	1:03.043	24	9.041	1:02.901	24	9.695	1:02.227	24	11.039	1:01.872
14	3.632	1:07.270	14	4.954	1:02.667	20	9.500	1:02.768	20	10.673	1:02.746	20	12.283	1:02.138
20	5.105	1:08.743	24	7.229	1:03.083	44	11.493	1:03.014	44	13.089	1:03.169	44	15.414	1:02.853
24	5.491	1:09.129	20	7.821	1:04.061	3	13.406	1:04.019	3	15.994	1:04.161	3	19.420	1:03.954
3	6.738	1:10.376	44	9.568	1:03.828	7	13.602	1:03.975	7	16.269	1:04.240	7	19.810	1:04.069
7	6.943	1:10.581	3	10.476	1:05.083	69	13.961	1:03.488	69	16.381	1:03.993	69	20.058	1:04.205
44	7.085	1:10.723	7	10.716	1:05.118	61	15.098	1:04.902	61	17.999	1:04.474	61	21.155	1:03.684
61	7.888	1:11.526	61	11.285	1:04.742	63	18.228	1:15.006 P	63	20.668	1:04.013 P	63	21.295	1:01.155
69	8.198	1:11.836	69	11.562	1:04.709	37	23.798	1:06.450	37	27.630	1:05.405	37	32.292	1:05.190
37	13.518	1:17.156	37	18.437	1:06.264									

Weather / Track : Cloudy / Dry

Brands Hatch Indy
 Circuit Length = 1.1986 miles
 Start: 10:03 End: 10:23

Pickup Truck Racing Championship

RACE 8 - LAP CHART

Lap 6			Lap 7			Lap 8			Lap 9			Lap 10		
No	Behind	Laptime	No	Behind	Laptime	No	Behind	Laptime	No	Behind	Laptime	No	Behind	Laptime
23		1:00.978	23		1:00.621	23		1:00.861	23		1:00.514	23		1:00.480
4	0.386	1:00.967	4	0.265	1:00.500	4	0.269	1:00.865	4	0.364	1:00.609	4	0.303	1:00.419
93	1.276	1:00.697	93	1.280	1:00.625	93	1.082	1:00.663	93	1.031	1:00.463	93	1.219	1:00.668
15	1.555	1:00.681	15	1.388	1:00.454	15	1.295	1:00.768	15	1.275	1:00.494	15	1.408	1:00.613
22	2.479	1:01.278	22	2.429	1:00.571	22	1.817	1:00.249	22	1.380	1:00.077	22	1.599	1:00.699
98	5.960	1:01.082	98	6.259	1:00.920	98	6.027	1:00.629	98	6.992	1:01.479	14	7.503	1:00.860
14	6.458	1:00.835	14	6.710	1:00.873	14	6.555	1:00.706	14	7.123	1:01.082	16	8.441	1:01.288
16	6.921	1:00.783	16	7.058	1:00.758	16	7.014	1:00.817	16	7.633	1:01.133	98	10.493	1:03.981
24	12.480	1:02.419	24	14.565	1:02.706	24	15.576	1:01.872	24	16.876	1:01.814	24	18.500	1:02.104
20	13.473	1:02.168	20	15.258	1:02.406	20	17.083	1:02.686	20	18.925	1:02.356	20	20.917	1:02.472
44	17.408	1:02.972	44	19.107	1:02.320	44	20.607	1:02.361	63	24.641	1:01.259	63	25.429	1:01.268
63	22.196	1:01.879	63	23.475	1:01.900	63	23.896	1:01.282	69	29.151	1:02.802	69	31.151	1:02.480
7	22.764	1:03.932	7	25.317	1:03.174	69	26.863	1:02.350	44	30.134	1:10.041	44	32.267	1:02.613
3	22.791	1:04.349	69	25.374	1:02.856	61	29.554	1:03.849	61	32.486	1:03.446	61	35.353	1:03.347
69	23.139	1:04.059	61	26.566	1:03.067	7	29.767	1:05.311	7	32.810	1:03.557	7	35.483	1:03.153
61	24.120	1:03.943	3	28.534	1:06.364	3	31.489	1:03.816	3	34.868	1:03.893	3	38.206	1:03.818
37	36.042	1:04.728	37	40.321	1:04.900	37	44.186	1:04.726	37	48.005	1:04.333	37	51.433	1:03.908

Weather / Track : Cloudy / Dry

Brands Hatch Indy
 Circuit Length = 1.1986 miles
 Start: 10:03 End: 10:23

Pickup Truck Racing Championship

RACE 8 - LAP CHART

Lap 11			Lap 12			Lap 13			Lap 14			Lap 15		
No	Behind	Laptime	No	Behind	Laptime	No	Behind	Laptime	No	Behind	Laptime	No	Behind	Laptime
23		1:00.688	23		1:00.410	23		1:00.689	23		59.820	23		1:00.435
4	0.329	1:00.714	4	0.365	1:00.446	22	0.168	1:00.312	22	0.345	59.997	22	0.142	1:00.232
22	0.910	59.999	22	0.545	1:00.045	4	0.654	1:00.978	4	1.036	1:00.202	4	0.852	1:00.251
15	2.155	1:01.435	93	4.586	1:00.519	37	1 LAP	1:06.930	93	5.487	1:00.863	93	5.909	1:00.857
93	4.477	1:03.946	14	7.674	1:00.666	93	4.444	1:00.547	37	1 LAP	1:07.176	14	8.769	1:00.705
14	7.418	1:00.603	16	8.854	1:00.709	14	7.780	1:00.795	14	8.499	1:00.539	16	9.914	1:00.600
16	8.555	1:00.802	98	10.770	1:00.638	16	9.104	1:00.939	16	9.749	1:00.465	98	11.400	1:00.226
98	10.542	1:00.737	24	21.367	1:01.990	98	10.976	1:00.895	98	11.609	1:00.453	37	1 LAP	1:07.730
24	19.787	1:01.975	20	25.578	1:03.347	24	22.672	1:01.994	24	24.773	1:01.921	24	26.699	1:02.361
20	22.641	1:02.412	63	25.858	1:00.930	63	26.555	1:01.386	63	27.657	1:00.922	63	28.437	1:01.215
63	25.338	1:00.597	69	35.367	1:03.013	20	28.286	1:03.397	20	31.064	1:02.598	20	33.753	1:03.124
69	32.764	1:02.301	44	39.655	1:03.604	69	37.240	1:02.562	69	40.138	1:02.718	69	42.058	1:02.355
44	36.461	1:04.882	61	40.875	1:02.909	44	41.753	1:02.787	44	44.721	1:02.788	44	47.451	1:03.165
61	38.376	1:03.711	7	41.174	1:03.072	61	43.334	1:03.148	61	47.065	1:03.551	61	49.803	1:03.173
7	38.512	1:03.717	3	44.768	1:03.435	7	43.791	1:03.306	7	47.195	1:03.224	7	50.570	1:03.810
3	41.743	1:04.225				3	48.624	1:04.545	3	52.797	1:03.993	3	56.522	1:04.160
37	54.924	1:04.179												

Weather / Track : Cloudy / Dry

Brands Hatch Indy
 Circuit Length = 1.1986 miles
 Start: 10:03 End: 10:23

Pickup Truck Racing Championship
RACE 8 - LAP CHART

Lap 16			Lap 17			Lap 18		
No	Behind	Laptime	No	Behind	Laptime	No	Behind	Laptime
23		1:00.314	23		1:00.120	23		1:00.957
22	0.172	1:00.344	22	0.348	1:00.296	22	0.362	1:00.971
4	0.867	1:00.329	4	0.942	1:00.195	4	0.670	1:00.685
93	5.740	1:00.145	3	1 LAP	1:05.803	3	1 LAP	1:04.704
14	8.938	1:00.483	93	6.435	1:00.815	93	6.473	1:00.995
16	9.852	1:00.252	14	9.749	1:00.931	14	9.652	1:00.860
98	11.069	59.983	16	9.991	1:00.259	16	9.984	1:00.950
37	1 LAP	1:05.547	98	13.153	1:02.204	98	13.104	1:00.908
24	29.241	1:02.856	37	1 LAP	1:05.353	37	1 LAP	1:05.246
63	29.427	1:01.304	63	30.301	1:00.994	63	30.275	1:00.931
20	36.693	1:03.254	24	32.040	1:02.919	24	33.292	1:02.209
69	44.504	1:02.760	20	40.035	1:03.462	20	43.096	1:04.018
44	49.126	1:01.989	69	46.556	1:02.172	69	48.499	1:02.900
61	52.809	1:03.320	44	51.923	1:02.917	44	53.732	1:02.766
7	53.275	1:03.019	61	55.960	1:03.271	61	57.981	1:02.978
			7	56.216	1:03.061	7	57.998	1:02.739

Weather / Track : Cloudy / Dry

Brands Hatch Indy
 Circuit Length = 1.1986 miles
 Start: 10:03 End: 10:23

Pickup Truck Racing Championship

RACE 16 - CLASSIFICATION

POS	NO	CL	NAME	ENTRY	LAPS	TIME	GAP	DIFF	MPH	BEST	ON
1	22		Nic GRINDROD	Pickup Truck	18	18:01.785			71.79	59.310	12
2	93		Michael SMITH	Pickup Truck	18	18:03.277	1.492	1.492	71.69	59.115	14
3	14		Damien CARR	Pickup Truck	18	18:03.575	1.790	0.298	71.68	59.320	17
4	2		Dave BRIGGS	Pickup Truck	18	18:05.754	3.969	2.179	71.53	59.488	10
5	63		Phil WHITE	Pickup Truck	18	18:09.815	8.030	4.061	71.26	59.533	12
6	23		David LONGHURST	Pickup Truck	18	18:12.785	11.000	2.970	71.07	59.604	15
7	16		Steve DANCE	Pickup Truck	18	18:22.832	21.047	10.047	70.42	1:00.186	6
8	4		Pete STEVENS	Pickup Truck	18	18:29.713	27.928	6.881	69.99	1:00.225	14
9	98		Anthony HAWKINS	Pickup Truck	18	18:29.833	28.048	0.120	69.98	59.447	18
10	69		Lee ROGERS	Pickup Truck	18	18:30.592	28.807	0.759	69.93	1:00.211	11
11	15		Simon CARR	Pickup Truck	18	18:33.074	31.289	2.482	69.78	1:00.350	16
12	61		Jonathan HOGARTH	Pickup Truck	18	18:38.515	36.730	5.441	69.44	1:00.614	18
13	24		Richard NOVELL	Pickup Truck	18	18:40.373	38.588	1.858	69.32	1:00.696	12
14	20		Charlie WEAVER	Pickup Truck	18	18:51.987	50.202	11.614	68.61	1:01.382	13
15	37		Neil TRESSLER	Pickup Truck	18	19:00.855	59.070	8.868	68.08	1:01.824	9
16	44		Daniel JOHNSON	Pickup Truck	17	18:26.091	1 lap	1 lap	66.31	1:01.733	8
17	3		Julian ARNOLD	Pickup Truck	17	18:46.638	1 lap	20.547	65.11	1:01.601	11
18	7		Tony MUMFORD	Pickup Truck	16	18:21.808	2 laps	1 lap	62.66	1:02.099	7

FASTEST LAP

93	Michael SMITH	Pickup Truck	14	59.115	72.99 mph	117.47 kph
----	---------------	--------------	----	--------	-----------	------------

Weather / Track : Cloudy / Dry

These results are provisional until the conclusion of any judicial and technical matters.

Brands Hatch Indy

Circuit Length = 1.1986 miles

Start: 15:07 End: 15:26

Clerk of Course :

Timekeeper :

Pickup Truck Racing Championship
RACE 16 - LAP CHART

Lap 1			Lap 2			Lap 3			Lap 4			Lap 5		
No	Behind	Laptime	No	Behind	Laptime	No	Behind	Laptime	No	Behind	Laptime	No	Behind	Laptime
23		1:03.934	23		1:00.373	23		1:00.135	23		1:00.274	23		1:00.360
22	0.174	1:04.108	22	0.198	1:00.397	22	0.360	1:00.297	22	0.186	1:00.100	22	0.126	1:00.300
14	1.070	1:05.004	14	0.775	1:00.078	14	1.138	1:00.498	14	0.847	59.983	14	0.886	1:00.399
2	1.488	1:05.422	2	1.347	1:00.232	2	1.590	1:00.378	2	1.584	1:00.268	2	1.334	1:00.110
4	1.726	1:05.660	16	3.059	1:00.878	16	3.777	1:00.853	16	3.793	1:00.290	16	3.836	1:00.403
16	2.554	1:06.488	93	4.029	1:00.676	93	4.225	1:00.331	93	4.012	1:00.061	93	4.057	1:00.405
93	3.726	1:07.660	63	5.241	1:01.031	63	5.533	1:00.427	63	5.402	1:00.143	63	5.215	1:00.173
24	4.080	1:08.014	4	6.426	1:05.073	4	8.311	1:02.020	4	9.092	1:01.055	4	10.770	1:02.038
98	4.311	1:08.245	24	6.588	1:02.881	24	9.384	1:02.931	24	11.029	1:01.919	24	13.170	1:02.501
63	4.583	1:08.517	98	6.968	1:03.030	98	9.566	1:02.733	98	11.167	1:01.875	98	13.253	1:02.446
20	6.247	1:10.181	15	9.387	1:03.046	69	10.681	1:01.415	69	12.023	1:01.616	69	14.048	1:02.385
15	6.714	1:10.648	69	9.401	1:02.796	15	12.086	1:02.834	15	14.360	1:02.548	15	15.878	1:01.878
69	6.978	1:10.912	61	10.228	1:03.096	61	12.944	1:02.851	61	15.294	1:02.624	61	16.782	1:01.848
37	7.262	1:11.196	37	10.588	1:03.699	37	13.676	1:03.223	37	16.074	1:02.672	37	18.784	1:03.070
61	7.505	1:11.439	7	11.111	1:03.587	7	14.589	1:03.613	20	17.900	1:03.105	20	20.670	1:03.130
7	7.897	1:11.831	20	11.900	1:06.026	20	15.069	1:03.304	7	18.190	1:03.875	7	20.927	1:03.097
44	8.718	1:12.652	44	12.503	1:04.158	44	15.921	1:03.553	44	18.711	1:03.064	3	21.849	1:02.836
3	9.241	1:13.175	3	13.084	1:04.216	3	16.480	1:03.531	3	19.373	1:03.167	44	22.180	1:03.829

Weather / Track : Cloudy / Dry

Brands Hatch Indy
 Circuit Length = 1.1986 miles
 Start: 15:07 End: 15:26

Pickup Truck Racing Championship

RACE 16 - LAP CHART

Lap 6			Lap 7			Lap 8			Lap 9			Lap 10		
No	Behind	Laptime	No	Behind	Laptime	No	Behind	Laptime	No	Behind	Laptime	No	Behind	Laptime
23		59.930	23		59.965	23		59.934	23		1:00.180	23		59.973
22	0.566	1:00.370	22	0.454	59.853	22	0.206	59.686	22	0.116	1:00.090	22	0.101	59.958
14	0.942	59.986	2	1.307	1:00.048	14	1.565	59.813	14	0.991	59.606	14	0.899	59.881
2	1.224	59.820	14	1.686	1:00.709	2	2.050	1:00.677	2	2.127	1:00.257	2	1.642	59.488
16	4.092	1:00.186	16	4.449	1:00.322	93	4.349	59.546	93	3.538	59.369	93	2.957	59.392
93	4.284	1:00.157	93	4.737	1:00.418	63	5.218	59.654	63	4.621	59.583	63	4.523	59.875
63	5.135	59.850	63	5.498	1:00.328	16	6.213	1:01.698	16	7.173	1:01.140	16	8.546	1:01.346
4	13.304	1:02.464	4	15.245	1:01.906	4	16.265	1:00.954	4	16.358	1:00.273	4	17.241	1:00.856
98	15.656	1:02.333	98	16.624	1:00.933	98	17.101	1:00.411	98	17.337	1:00.416	98	17.642	1:00.278
24	15.949	1:02.709	24	17.696	1:01.712	69	18.585	1:00.716	69	19.622	1:01.217	69	21.446	1:01.797
69	16.067	1:01.949	69	17.803	1:01.701	24	19.458	1:01.696	24	20.443	1:01.165	3	1 LAP	1:53.384
15	17.213	1:01.265	15	19.083	1:01.835	15	20.363	1:01.214	15	20.930	1:00.747	24	21.952	1:01.482
61	18.873	1:02.021	61	20.517	1:01.609	61	22.306	1:01.723	61	23.554	1:01.428	15	22.061	1:01.104
37	21.860	1:03.006	37	23.980	1:02.085	37	26.768	1:02.722	37	28.412	1:01.824	61	25.117	1:01.536
20	22.794	1:02.054	20	25.088	1:02.259	20	27.276	1:02.122	20	29.721	1:02.625	37	31.107	1:02.668
7	23.402	1:02.405	7	25.536	1:02.099	7	27.830	1:02.228	44	31.226	1:02.456	20	31.792	1:02.044
3	24.041	1:02.122	3	26.257	1:02.181	3	28.619	1:02.296				44	35.049	1:03.796
44	24.562	1:02.312	44	27.151	1:02.554	44	28.950	1:01.733				7	1 LAP	2:12.979

Weather / Track : Cloudy / Dry

Brands Hatch Indy
 Circuit Length = 1.1986 miles
 Start: 15:07 End: 15:26

Pickup Truck Racing Championship

RACE 16 - LAP CHART

Lap 11			Lap 12			Lap 13			Lap 14			Lap 15		
No	Behind	Laptime	No	Behind	Laptime	No	Behind	Laptime	No	Behind	Laptime	No	Behind	Laptime
22		59.768	22		59.310	22		59.709	22		59.518	22		59.752
23	0.293	1:00.162	23	0.615	59.632	23	0.950	1:00.044	23	1.142	59.710	23	0.994	59.604
14	0.874	59.844	14	0.904	59.340	14	1.353	1:00.158	14	1.376	59.541	93	1.468	59.610
2	1.576	59.803	93	2.455	59.551	93	2.013	59.267	93	1.610	59.115	14	1.838	1:00.214
93	2.214	59.126	2	2.538	1:00.272	2	3.241	1:00.412	7	2 LAPS	1:06.911	2	3.109	59.541
63	4.416	59.762	63	4.639	59.533	63	4.841	59.911	2	3.320	59.597	63	5.147	59.931
16	10.513	1:01.836	16	12.077	1:00.874	44	1 LAP	1:27.823	63	4.968	59.645	7	2 LAPS	1:06.598
4	17.712	1:00.340	98	19.200	1:00.482	16	13.672	1:01.304	44	1 LAP	1:02.732	44	1 LAP	1:04.161
98	18.028	1:00.255	4	19.994	1:01.592	98	20.025	1:00.534	16	15.099	1:00.945	16	16.520	1:01.173
69	21.788	1:00.211	69	22.933	1:00.455	4	20.909	1:00.624	98	20.213	59.706	4	23.151	1:01.287
15	23.173	1:00.981	15	24.273	1:00.410	69	23.683	1:00.459	4	21.616	1:00.225	69	26.122	1:01.482
24	24.125	1:02.042	24	25.511	1:00.696	15	25.036	1:00.472	69	24.392	1:00.227	15	26.819	1:00.633
3	1 LAP	1:03.615	3	1 LAP	1:01.601	24	26.715	1:00.913	15	25.938	1:00.420	98	27.378	1:06.917
61	26.359	1:01.111	61	28.164	1:01.115	61	29.416	1:00.961	24	28.604	1:01.407	24	30.906	1:02.054
20	34.598	1:02.675	20	37.966	1:02.678	3	1 LAP	1:03.026	61	30.965	1:01.067	61	31.947	1:00.734
37	34.652	1:03.414	37	38.188	1:02.846	20	39.639	1:01.382	3	1 LAP	1:02.235	3	1 LAP	1:01.872
44	37.335	1:02.155	7	1 LAP	1:06.243	37	41.195	1:02.716	20	41.671	1:01.550	20	43.386	1:01.467
7	1 LAP	1:06.484							37	46.124	1:04.447	37	49.047	1:02.675

Weather / Track : Cloudy / Dry

Brands Hatch Indy
 Circuit Length = 1.1986 miles
 Start: 15:07 End: 15:26

Pickup Truck Racing Championship

RACE 16 - LAP CHART

Lap 16			Lap 17			Lap 18		
No	Behind	Laptime	No	Behind	Laptime	No	Behind	Laptime
22		59.473	22		59.365	22		59.731
23	1.209	59.688	93	1.477	59.503	93	1.492	59.746
93	1.339	59.344	14	1.743	59.320	14	1.790	59.778
14	1.788	59.423	2	3.866	59.678	2	3.969	59.834
2	3.553	59.917	23	5.865	1:04.021	63	8.030	1:01.183
63	6.008	1:00.334	63	6.578	59.935	23	11.000	1:04.866
7	2 LAPS	1:02.788	7	2 LAPS	1:03.332	7	2 LAPS	1:03.738
44	1 LAP	1:02.631	16	19.508	1:01.339	16	21.047	1:01.270
16	17.534	1:00.487	44	1 LAP	1:03.439	44	1 LAP	1:03.043
4	25.247	1:01.569	4	26.346	1:00.464	4	27.928	1:01.313
69	26.960	1:00.311	69	27.910	1:00.315	98	28.048	59.447
15	27.696	1:00.350	98	28.332	59.914	69	28.807	1:00.628
98	27.783	59.878	15	29.531	1:01.200	15	31.289	1:01.489
24	32.667	1:01.234	24	35.507	1:02.205	61	36.730	1:00.614
61	33.533	1:01.059	61	35.847	1:01.679	24	38.588	1:02.812
3	1 LAP	1:02.144	3	1 LAP	1:03.089	3	1 LAP	1:02.148
20	45.719	1:01.806	20	47.922	1:01.568	20	50.202	1:02.011
37	52.102	1:02.528	37	55.412	1:02.675	37	59.070	1:03.389

Weather / Track : Cloudy / Dry

Brands Hatch Indy
 Circuit Length = 1.1986 miles
 Start: 15:07 End: 15:26