



# DUNLOP GREAT & BRITISH MOTORSPORT FESTIVAL MEETING

Thruxton

28th & 29th August 2010



Results Provided by Timing Solutions Ltd

[www.tsl-timing.com](http://www.tsl-timing.com)

# Quaife Radical Club Cup

## QUALIFYING - RACE 1 - CLASSIFICATION

POS	NO	CL	NAME	ENTRY	TIME	ON	LAPS	GAP	DIFF	MPH
1	7	P	Darren LUKE	Radical PR6	1:13.518	10	10			115.36
2	1	S	Colin MILLAR	Radical SR3	1:13.674	7	11	0.156	0.156	115.12
3	24	S	Chris HILLABY	Radical SR3	1:14.124	6	11	0.606	0.450	114.42
4	15	S	Richard CARVER	Radical SR3	1:14.448	9	11	0.930	0.324	113.92
5	59	I	Steven LINDSAY	Radical PR6	1:14.461	8	11	0.943	0.013	113.90
6	33	S	Craig CURRIE	Radical SR3	1:14.598	9	10	1.080	0.137	113.69
7	22	S	Gary BAXTER	Radical SR3	1:14.633	9	12	1.115	0.035	113.64
8	56	S	David JACOBS	Radical SR3	1:14.634	12	12	1.116	0.001	113.64
9	20	S	Simon FISH	Radical SR3	1:15.123	8	11	1.605	0.489	112.90
10	6	P	Nigel PLACE	Radical PR6	1:15.238	11	12	1.720	0.115	112.72
11	74	P	James ABBOTT	Radical SR3	1:15.364	10	11	1.846	0.126	112.54
12	2	S	Steven BURGESS	Radical SR3	1:15.424	9	11	1.906	0.060	112.45
13	95	P	Richard STABLES	Radical PR6	1:15.444	10	11	1.926	0.020	112.42
14	4	P	Mark ABBOTT	Radical PR6	1:15.593	7	12	2.075	0.149	112.20
15	5	S	Rachel DAVIES	Radical SR3	1:15.710	10	11	2.192	0.117	112.02
16	27	S	Ray WOOLHEAD	Radical SR3 RS	1:15.810	4	5	2.292	0.100	111.87
17	12	I	Darcy SMITH	Radical PR6	1:16.338	12	12	2.820	0.528	111.10
18	26	P	Mark BOOT	Radical PR6	1:17.173	7	11	3.655	0.835	109.90
19	39	S	Paul MARSHAM	Radical SR3	1:17.940	3	6	4.422	0.767	108.82
20	37	I	Bill HENDERSON	Radical SR3	1:20.753	9	9	7.235	2.813	105.03
21	8	C	Jon MORRIS	Radical Clubsport	1:22.744	8	11	9.226	1.991	102.50
22	91	I	David FRANKLAND	Radical PR6	1:24.287	5	10	10.769	1.543	100.62
23	13	C	Simon GARMSTON	Radical Clubsport	1:24.461	7	10	10.943	0.174	100.41
24	11	C	Ian CHARLES	Radical Clubsport	1:28.162	10	10	14.644	3.701	96.20

Weather / Track : Sunny / Dry  
These results are provisional until the conclusion of any judicial and technical matters.

Thrupton  
Circuit Length = 2.3560 miles  
Start: 09:05 End: 09:21

Clerk of Course :		Timekeeper :
-------------------	--	--------------

# Quaife Radical Club Cup

## QUALIFYING - RACE 1 - LAP ANALYSIS

<b>1</b>	<b>Colin MILLAR</b>						S	Radical SR3					
1 -	1:27.864	+ 14.190	9:07:01.492	7 -	<b>1:13.674</b>		<b>9:14:37.828</b>						
2 -	1:20.098	+ 6.424	9:08:21.590	8 -	1:14.249	+ 0.575	9:15:52.077						
3 -	1:15.551	+ 1.877	9:09:37.141	9 -	1:12.648 P	+ -1.026	9:17:04.725						
4 -	1:15.619	+ 1.945	9:10:52.760	10 -	2:56.209	+ 1:42.535	9:20:00.934						
5 -	1:16.184	+ 2.510	9:12:08.944	11 -	1:15.651	+ 1.977	9:21:16.585						
6 -	1:15.210	+ 1.536	9:13:24.154										
<b>2</b>	<b>Steven BURGESS</b>						S	Radical SR3					
1 -	1:37.566	+ 22.142	9:07:16.720	7 -	1:17.838	+ 2.414	9:15:16.603						
2 -	1:28.969	+ 13.545	9:08:45.689	8 -	1:15.530	+ 0.106	9:16:32.133						
3 -	1:20.296	+ 4.872	9:10:05.985	9 -	<b>1:15.424</b>		<b>9:17:47.557</b>						
4 -	1:17.474	+ 2.050	9:11:23.459	10 -	1:16.790	+ 1.366	9:19:04.347						
5 -	1:16.820	+ 1.396	9:12:40.279	11 -	1:16.099	+ 0.675	9:20:20.446						
6 -	1:18.486	+ 3.062	9:13:58.765										
<b>4</b>	<b>Mark ABBOTT</b>						P	Radical PR6					
1 -	1:34.505	+ 18.912	9:06:59.536	7 -	<b>1:15.593</b>		<b>9:14:57.704</b>						
2 -	1:23.266	+ 7.673	9:08:22.802	8 -	1:15.703	+ 0.110	9:16:13.407						
3 -	1:19.768	+ 4.175	9:09:42.570	9 -	1:15.830	+ 0.237	9:17:29.237						
4 -	1:22.635	+ 7.042	9:11:05.205	10 -	1:16.609	+ 1.016	9:18:45.846						
5 -	1:19.396	+ 3.803	9:12:24.601	11 -	1:16.928	+ 1.335	9:20:02.774						
6 -	1:17.510	+ 1.917	9:13:42.111	12 -	1:15.847	+ 0.254	9:21:18.621						
<b>5</b>	<b>Rachel DAVIES</b>						S	Radical SR3					
1 -	1:34.158	+ 18.448	9:07:15.583	7 -	1:17.425	+ 1.715	9:15:07.202						
2 -	1:26.223	+ 10.513	9:08:41.806	8 -	1:16.217	+ 0.507	9:16:23.419						
3 -	1:17.913	+ 2.203	9:09:59.719	9 -	1:18.257	+ 2.547	9:17:41.676						
4 -	1:16.710	+ 1.000	9:11:16.429	10 -	<b>1:15.710</b>		<b>9:18:57.386</b>						
5 -	1:15.891	+ 0.181	9:12:32.320	11 -	1:16.023	+ 0.313	9:20:13.409						
6 -	1:17.457	+ 1.747	9:13:49.777										
<b>6</b>	<b>Nigel PLACE</b>						P	Radical PR6					
1 -	1:36.433	+ 21.195	9:06:47.615	7 -	1:15.882	+ 0.644	9:14:36.857						
2 -	1:22.168	+ 6.930	9:08:09.783	8 -	1:15.587	+ 0.349	9:15:52.444						
3 -	1:18.019	+ 2.781	9:09:27.802	9 -	1:15.816	+ 0.578	9:17:08.260						
4 -	1:17.001	+ 1.763	9:10:44.803	10 -	1:16.478	+ 1.240	9:18:24.738						
5 -	1:19.404	+ 4.166	9:12:04.207	11 -	<b>1:15.238</b>		<b>9:19:39.976</b>						
6 -	1:16.768	+ 1.530	9:13:20.975	12 -	1:17.613	+ 2.375	9:20:57.589						
<b>7</b>	<b>Darren LUKE</b>						P	Radical PR6					
1 -	1:28.818	+ 15.300	9:07:17.183	6 -	2:50.527	+ 1:37.009	9:15:17.507						
2 -	1:22.752	+ 9.234	9:08:39.935	7 -	1:22.469	+ 8.951	9:16:39.976						
3 -	1:14.859	+ 1.341	9:09:54.794	8 -	1:14.296	+ 0.778	9:17:54.272						
4 -	1:14.403	+ 0.885	9:11:09.197	9 -	1:15.544	+ 2.026	9:19:09.816						
5 -	1:17.783 P	+ 4.265	9:12:26.980	10 -	<b>1:13.518</b>		<b>9:20:23.334</b>						
<b>8</b>	<b>Jon MORRIS</b>						C	Radical Clubsport					
1 -	1:43.069	+ 20.325	9:07:13.147	7 -	1:24.128	+ 1.384	9:15:53.707						
2 -	1:35.531	+ 12.787	9:08:48.678	8 -	<b>1:22.744</b>		<b>9:17:16.451</b>						
3 -	1:28.283	+ 5.539	9:10:16.961	9 -	1:24.649	+ 1.905	9:18:41.100						
4 -	1:25.611	+ 2.867	9:11:42.572	10 -	1:24.067	+ 1.323	9:20:05.167						
5 -	1:24.230	+ 1.486	9:13:06.802	11 -	1:35.270 P	+ 12.526	9:21:40.437						
6 -	1:22.777	+ 0.033	9:14:29.579										
<b>11</b>	<b>Ian CHARLES</b>						C	Radical Clubsport					
1 -	1:48.048	+ 19.886	9:07:52.200	6 -	1:29.122	+ 0.960	9:15:32.817						
2 -	1:35.662	+ 7.500	9:09:27.862	7 -	1:29.972	+ 1.810	9:17:02.789						
3 -	1:34.032	+ 5.870	9:11:01.894	8 -	1:29.295	+ 1.133	9:18:32.084						
4 -	1:30.533	+ 2.371	9:12:32.427	9 -	1:30.533	+ 2.371	9:20:02.617						
5 -	1:31.268	+ 3.106	9:14:03.695	10 -	<b>1:28.162</b>		<b>9:21:30.779</b>						

Weather / Track : Sunny / Dry

Thrupton  
Circuit Length = 2.3560 miles  
Start: 09:05 End: 09:21

# Quaife Radical Club Cup

## QUALIFYING - RACE 1 - LAP ANALYSIS

<b>12</b>	<b>Darcy SMITH</b>		I Radical PR6				
1 -	1:32.085	+ 15.747	9:06:50.177	7 -	1:16.927	+ 0.589	9:14:45.071
2 -	1:23.193	+ 6.855	9:08:13.370	8 -	1:16.796	+ 0.458	9:16:01.867
3 -	1:18.101	+ 1.763	9:09:31.471	9 -	1:16.501	+ 0.163	9:17:18.368
4 -	1:20.028	+ 3.690	9:10:51.499	10 -	1:20.023	+ 3.685	9:18:38.391
5 -	1:19.448	+ 3.110	9:12:10.947	11 -	1:18.802	+ 2.464	9:19:57.193
6 -	1:17.197	+ 0.859	9:13:28.144	12 -	<b>1:16.338</b>		<b>9:21:13.531</b>
<b>13</b>	<b>Simon GARMSTON</b>		C Radical Clubsport				
1 -	1:50.196	+ 25.735	9:07:37.365	6 -	1:26.592	+ 2.131	9:15:20.158
2 -	1:35.466	+ 11.005	9:09:12.831	7 -	<b>1:24.461</b>		<b>9:16:44.619</b>
3 -	1:30.500	+ 6.039	9:10:43.331	8 -	1:25.297	+ 0.836	9:18:09.916
4 -	1:43.006	+ 18.545	9:12:26.337	9 -	1:24.869	+ 0.408	9:19:34.785
5 -	1:27.229	+ 2.768	9:13:53.566	10 -	1:24.631	+ 0.170	9:20:59.416
<b>15</b>	<b>Richard CARVER</b>		S Radical SR3				
1 -	1:36.117	+ 21.669	9:07:33.419	7 -	1:19.713	+ 5.265	9:15:20.293
2 -	1:20.742	+ 6.294	9:08:54.161	8 -	1:17.594	+ 3.146	9:16:37.887
3 -	1:18.265	+ 3.817	9:10:12.426	9 -	<b>1:14.448</b>		<b>9:17:52.335</b>
4 -	1:17.378	+ 2.930	9:11:29.804	10 -	1:20.204	+ 5.756	9:19:12.539
5 -	1:15.634	+ 1.186	9:12:45.438	11 -	1:21.460	+ 7.012	9:20:33.999
6 -	1:15.142	+ 0.694	9:14:00.580				
<b>20</b>	<b>Simon FISH</b>		S Radical SR3				
1 -	1:33.642	+ 18.519	9:07:19.000	7 -	1:19.547	+ 4.424	9:15:14.485
2 -	1:23.696	+ 8.573	9:08:42.696	8 -	<b>1:15.123</b>		<b>9:16:29.608</b>
3 -	1:19.024	+ 3.901	9:10:01.720	9 -	1:15.594	+ 0.471	9:17:45.202
4 -	1:15.680	+ 0.557	9:11:17.400	10 -	1:15.700	+ 0.577	9:19:00.902
5 -	1:21.733	+ 6.610	9:12:39.133	11 -	1:15.627	+ 0.504	9:20:16.529
6 -	1:15.805	+ 0.682	9:13:54.938				
<b>22</b>	<b>Gary BAXTER</b>		S Radical SR3				
1 -	1:42.411	+ 27.778	9:07:15.335	7 -	1:16.883	+ 2.250	9:15:07.811
2 -	1:28.984	+ 14.351	9:08:44.319	8 -	1:14.831	+ 0.198	9:16:22.642
3 -	1:18.595	+ 3.962	9:10:02.914	9 -	<b>1:14.633</b>		<b>9:17:37.275</b>
4 -	1:15.416	+ 0.783	9:11:18.330	10 -	1:16.787	+ 2.154	9:18:54.062
5 -	1:15.581	+ 0.948	9:12:33.911	11 -	1:15.376	+ 0.743	9:20:09.438
6 -	1:17.017	+ 2.384	9:13:50.928	12 -	1:33.399 P	+ 18.766	9:21:42.837
<b>24</b>	<b>Chris HILLABY</b>		S Radical SR3				
1 -	1:35.915	+ 21.791	9:07:31.262	7 -	1:14.468	+ 0.344	9:15:20.962
2 -	1:20.033	+ 5.909	9:08:51.295	8 -	1:15.251	+ 1.127	9:16:36.213
3 -	1:16.426	+ 2.302	9:10:07.721	9 -	1:14.218	+ 0.094	9:17:50.431
4 -	1:30.401	+ 16.277	9:11:38.122	10 -	1:15.015	+ 0.891	9:19:05.446
5 -	1:14.248	+ 0.124	9:12:52.370	11 -	1:14.432	+ 0.308	9:20:19.878
6 -	<b>1:14.124</b>		<b>9:14:06.494</b>				
<b>26</b>	<b>Mark BOOT</b>		P Radical PR6				
1 -	1:34.892	+ 17.719	9:06:57.599	7 -	<b>1:17.173</b>		<b>9:15:00.112</b>
2 -	1:24.699	+ 7.526	9:08:22.298	8 -	1:18.200	+ 1.027	9:16:18.312
3 -	1:19.943	+ 2.770	9:09:42.241	9 -	1:18.158	+ 0.985	9:17:36.470
4 -	1:19.483	+ 2.310	9:11:01.724	10 -	1:18.909	+ 1.736	9:18:55.379
5 -	1:21.781	+ 4.608	9:12:23.505	11 -	1:17.411	+ 0.238	9:20:12.790
6 -	1:19.434	+ 2.261	9:13:42.939				
<b>27</b>	<b>Ray WOOLHEAD</b>		S Radical SR3 RS				
1 -	1:42.667	+ 26.857	9:15:25.187	4 -	<b>1:15.810</b>		<b>9:19:19.058</b>
2 -	1:20.340	+ 4.530	9:16:45.527	5 -	1:23.117	+ 7.307	9:20:42.175
3 -	1:17.721	+ 1.911	9:18:03.248				

Weather / Track : Sunny / Dry

Thruxton  
Circuit Length = 2.3560 miles  
Start: 09:05 End: 09:21

# Quaife Radical Club Cup

## QUALIFYING - RACE 1 - LAP ANALYSIS


<b>33</b>	<b>Craig CURRIE</b>		S Radical SR3				
1 -	1:41.027 P	+ 26.429	9:07:48.338	6 -	1:14.979	+ 0.381	9:16:05.367
2 -	3:06.066	+ 1:51.468	9:10:54.404	7 -	1:14.788	+ 0.190	9:17:20.155
3 -	1:21.087	+ 6.489	9:12:15.491	8 -	1:16.413	+ 1.815	9:18:36.568
4 -	1:15.197	+ 0.599	9:13:30.688	9 -	<b>1:14.598</b>		<b>9:19:51.166</b>
5 -	1:19.700	+ 5.102	9:14:50.388	10 -	1:15.029	+ 0.431	9:21:06.195
<b>37</b>	<b>Bill HENDERSON</b>		I Radical SR3				
1 -	1:43.674	+ 22.921	9:07:44.480	6 -	1:24.001	+ 3.248	9:17:14.418
2 -	1:32.453	+ 11.700	9:09:16.933	7 -	1:21.058	+ 0.305	9:18:35.476
3 -	1:25.163	+ 4.410	9:10:42.096	8 -	1:23.723	+ 2.970	9:19:59.199
4 -	1:23.296 P	+ 2.543	9:12:05.392	9 -	<b>1:20.753</b>		<b>9:21:19.952</b>
5 -	3:45.025	+ 2:24.272	9:15:50.417				
<b>39</b>	<b>Paul MARSHAM</b>		S Radical SR3				
1 -	1:30.819	+ 12.879	9:06:50.946	4 -	1:20.334	+ 2.394	9:10:50.727
2 -	1:21.507	+ 3.567	9:08:12.453	5 -	1:19.116	+ 1.176	9:12:09.843
3 -	<b>1:17.940</b>		<b>9:09:30.393</b>	6 -	1:21.598 P	+ 3.658	9:13:31.441
<b>56</b>	<b>David JACOBS</b>		S Radical SR3				
1 -	1:29.500	+ 14.866	9:07:05.439	7 -	1:15.585	+ 0.951	9:14:51.026
2 -	1:19.376	+ 4.742	9:08:24.815	8 -	1:14.955	+ 0.321	9:16:05.981
3 -	1:17.935	+ 3.301	9:09:42.750	9 -	1:14.895	+ 0.261	9:17:20.876
4 -	1:18.546	+ 3.912	9:11:01.296	10 -	1:16.133	+ 1.499	9:18:37.009
5 -	1:18.525	+ 3.891	9:12:19.821	11 -	1:15.022	+ 0.388	9:19:52.031
6 -	1:15.620	+ 0.986	9:13:35.441	12 -	<b>1:14.634</b>		<b>9:21:06.665</b>
<b>59</b>	<b>Steven LINDSAY</b>		I Radical PR6				
1 -	1:28.613	+ 14.152	9:07:19.558	7 -	1:18.777	+ 4.316	9:15:12.623
2 -	1:25.478	+ 11.017	9:08:45.036	8 -	<b>1:14.461</b>		<b>9:16:27.084</b>
3 -	1:18.219	+ 3.758	9:10:03.255	9 -	1:16.410	+ 1.949	9:17:43.494
4 -	1:18.265	+ 3.804	9:11:21.520	10 -	1:15.450	+ 0.989	9:18:58.944
5 -	1:14.792	+ 0.331	9:12:36.312	11 -	1:16.887	+ 2.426	9:20:15.831
6 -	1:17.534	+ 3.073	9:13:53.846				
<b>74</b>	<b>James ABBOTT</b>		P Radical SR3				
1 -	1:32.976	+ 17.612	9:07:17.007	7 -	1:15.760	+ 0.396	9:15:08.050
2 -	1:25.217	+ 9.853	9:08:42.224	8 -	1:17.786	+ 2.422	9:16:25.836
3 -	1:17.942	+ 2.578	9:10:00.166	9 -	1:16.851	+ 1.487	9:17:42.687
4 -	1:16.660	+ 1.296	9:11:16.826	10 -	<b>1:15.364</b>		<b>9:18:58.051</b>
5 -	1:15.700	+ 0.336	9:12:32.526	11 -	1:15.977	+ 0.613	9:20:14.028
6 -	1:19.764	+ 4.400	9:13:52.290				
<b>91</b>	<b>David FRANKLAND</b>		I Radical PR6				
1 -	1:40.221	+ 15.934	9:07:45.411	6 -	1:25.245	+ 0.958	9:14:54.683
2 -	1:29.269	+ 4.982	9:09:14.680	7 -	1:24.443	+ 0.156	9:16:19.126
3 -	1:26.028	+ 1.741	9:10:40.708	8 -	1:27.944	+ 3.657	9:17:47.070
4 -	1:24.443	+ 0.156	9:12:05.151	9 -	1:27.501	+ 3.214	9:19:14.571
5 -	<b>1:24.287</b>		<b>9:13:29.438</b>	10 -	1:24.354	+ 0.067	9:20:38.925
<b>95</b>	<b>Richard STABLES</b>		P Radical PR6				
1 -	1:35.856	+ 20.412	9:07:34.296	7 -	1:23.598	+ 8.154	9:15:30.448
2 -	1:23.257	+ 7.813	9:08:57.553	8 -	1:15.809	+ 0.365	9:16:46.257
3 -	1:19.596	+ 4.152	9:10:17.149	9 -	1:20.590	+ 5.146	9:18:06.847
4 -	1:17.638	+ 2.194	9:11:34.787	10 -	<b>1:15.444</b>		<b>9:19:22.291</b>
5 -	1:16.305	+ 0.861	9:12:51.092	11 -	1:16.752	+ 1.308	9:20:39.043
6 -	1:15.758	+ 0.314	9:14:06.850				

Weather / Track : Sunny / Dry

Thrupton  
Circuit Length = 2.3560 miles  
Start: 09:05 End: 09:21

# Quaife Radical Club Cup

## RACE 1 - GRID

ROW 12	1:24.461 13 Simon GARMSTON	1:28.162 11 Ian CHARLES
ROW 11	1:22.744 8 Jon MORRIS	1:24.287 91 David FRANKLAND
ROW 10	1:17.940 39 Paul MARSHAM	1:20.753 37 Bill HENDERSON
ROW 9	1:16.338 12 Darcy SMITH	1:17.173 26 Mark BOOT
ROW 8	1:15.710 5 Rachel DAVIES	1:15.810 27 Ray WOOLHEAD
ROW 7	1:15.444 95 Richard STABLES	1:15.593 4 Mark ABBOTT
ROW 6	1:15.364 74 James ABBOTT	1:15.424 2 Steven BURGESS
ROW 5	1:15.123 20 Simon FISH	1:15.238 6 Nigel PLACE
ROW 4	1:14.633 22 Gary BAXTER	1:14.634 56 David JACOBS
ROW 3	1:14.461 59 Steven LINDSAY	1:14.598 33 Craig CURRIE
ROW 2	1:14.124 24 Chris HILLABY	1:14.448 15 Richard CARVER
ROW 1	1:13.518 7 Darren LUKE	1:13.674 1 Colin MILLAR
<b>Pole</b>		
		

Thrupton  
Circuit Length = 2.3560 miles

**These results are provisional until the conclusion of any judicial and technical matters.**

Clerk of Course :	Timekeeper :
-------------------	--------------

# Quaife Radical Club Cup

## RACE 1 - CLASSIFICATION

POS	NO	CL	NAME	ENTRY	LAPS	TIME	GAP	DIFF	MPH	BEST	ON
1	1	S	Colin MILLAR	Radical SR3	17	21:14.004			113.17	1:13.626	2
2	7	P	Darren LUKE	Radical PR6	17	21:16.443	2.439	2.439	112.95	1:13.728	2
3	2	S	Steven BURGESS	Radical SR3	17	21:21.025	7.021	4.582	112.55	1:13.952	14
4	15	S	Richard CARVER	Radical SR3	17	21:31.103	17.099	10.078	111.67	1:14.583	6
5	74	P	James ABBOTT	Radical SR3	17	21:36.299	22.295	5.196	111.22	1:14.232	3
6	4	P	Mark ABBOTT	Radical PR6	17	21:36.987	22.983	0.688	111.17	1:14.939	12
7	6	P	Nigel PLACE	Radical PR6	17	21:39.350	25.346	2.363	110.96	1:14.609	6
8	95	P	Richard STABLES	Radical PR6	17	21:48.522	34.518	9.172	110.19	1:15.152	13
9	12	I	Darcy SMITH	Radical PR6	17	21:48.970	34.966	0.448	110.15	1:14.978	17
10	22	S	Gary BAXTER	Radical SR3	17	21:49.817	35.813	0.847	110.08	1:15.245	2
11	5	S	Rachel DAVIES	Radical SR3	17	21:50.368	36.364	0.551	110.03	1:15.557	9
12	59	I	Steven LINDSAY	Radical PR6	17	21:51.673	37.669	1.305	109.92	1:13.609	2
13	20	S	Simon FISH	Radical SR3	17	21:53.049	39.045	1.376	109.81	1:15.668	8
14	27	S	Ray WOOLHEAD	Radical SR3 RS	17	22:03.232	49.228	10.183	108.96	1:16.054	9
15	33	S	Craig CURRIE	Radical SR3	17	22:09.584	55.580	6.352	108.44	1:14.589	9
16	26	P	Mark BOOT	Radical PR6	17	22:18.242	1:04.238	8.658	107.74	1:14.026	2
17	39	S	Paul MARSHAM	Radical SR3	17	22:23.819	1:09.815	5.577	107.29	1:17.095	6
18	37	I	Bill HENDERSON	Radical SR3	17	22:24.171	1:10.167	0.352	107.26	1:16.841	12
19	91	I	David FRANKLAND	Radical PR6	16	22:14.265	1 lap	1 lap	101.70	1:20.460	3
20	8	C	Jon MORRIS	Radical Clubsport	16	22:30.857	1 lap	16.592	100.45	1:22.358	9
21	13	C	Simon GARMSTON	Radical Clubsport	16	22:55.277	1 lap	24.420	98.67	1:22.614	7
22	56	S	David JACOBS	Radical SR3	15	21:23.376	2 laps	1 lap	99.13	1:14.680	6
23	11	C	Ian CHARLES	Radical Clubsport	15	22:27.663	2 laps	1:04.287	94.40	1:25.133	2

### NOT CLASSIFIED

DNC	24	S	Chris HILLABY	Radical SR3	4	5:16.642	13 laps	11 laps	107.14	1:14.502	2
-----	----	---	---------------	-------------	---	----------	---------	---------	--------	----------	---

### FASTEST LAP

59	I	Steven LINDSAY	Radical PR6	2	1:13.609	115.22 mph	185.43 kph
1	S	Colin MILLAR	Radical SR3	2	1:13.626	115.19 mph	185.39 kph
7	P	Darren LUKE	Radical PR6	2	1:13.728	115.03 mph	185.13 kph
8	C	Jon MORRIS	Radical Clubsport	9	1:22.358	102.98 mph	165.73 kph

Car No's 22 & 26 Transponders not working - Q.12.2.1

Weather / Track : Bright / Dry

These results are provisional until the conclusion of any judicial and technical matters.

Thruxton

Circuit Length = 2.3560 miles

Start: 11:57 End: 12:20

Clerk of Course :		Timekeeper :	
-------------------	--	--------------	--

**Quaife Radical Club Cup**  
**RACE 1 - LAP CHART**

Lap 1			Lap 2			Lap 3			Lap 4			Lap 5		
No	Behind	Laptime	No	Behind	Laptime	No	Behind	Laptime	No	Behind	Laptime	No	Behind	Laptime
7		1:19.123	7		1:13.728	1		1:14.826	1		1:14.276	1		1:14.374
59	0.625	1:19.748	59	0.506	1:13.609	7	0.433	1:16.409	7	1.011	1:14.854	7	1.024	1:14.387
1	1.252	1:20.375	1	1.150	1:13.626	24	5.624	1:18.722 P	15	7.692	1:15.888	15	8.887	1:15.569
24	2.104	1:21.227	24	2.878	1:14.502	15	6.080	1:16.016	2	9.736	1:15.689	2	9.684	1:14.322
15	4.435	1:23.558	15	6.040	1:15.333	20	7.792	1:16.387	20	10.012	1:16.496	6	13.116	1:17.329
20	5.092	1:24.215	20	7.381	1:16.017	2	8.323	1:16.096	6	10.161	1:15.752	20	13.895	1:18.257
6	5.438	1:24.561	6	7.806	1:16.096	6	8.685	1:16.855	4	11.664	1:15.765	4	13.979	1:16.689
2	6.053	1:25.176	2	8.203	1:15.878	4	10.175	1:17.304	22	12.152	1:15.467	22	14.572	1:16.794
4	6.498	1:25.621	4	8.847	1:16.077	22	10.961	1:17.154	95	12.923	1:15.848	95	14.956	1:16.407
56	6.798	1:25.921	56	9.183	1:16.113	95	11.351	1:16.667	24	13.539	1:22.191 P	5	15.396	1:16.197
95	7.595	1:26.718	22	9.783	1:15.245	5	11.828	1:16.699	5	13.573	1:16.021	74	15.727	1:15.312
22	8.266	1:27.389	95	10.660	1:16.793	26	12.025	1:16.437	26	14.464	1:16.715	26	16.587	1:16.497
5	8.795	1:27.918	5	11.105	1:16.038	12	12.844	1:16.440	74	14.789	1:15.475	12	17.222	1:16.105
12	9.501	1:28.624	26	11.564	1:14.026	74	13.590	1:14.232	12	15.491	1:16.923	59	22.909	1:15.957
26	11.266	1:30.389	12	12.380	1:16.607	59	16.668	1:32.138	27	20.996	1:18.448	33	23.774	1:16.453
27	11.351	1:30.474	74	15.334	1:17.067	27	16.824	1:17.090	59	21.326	1:18.934	27	24.157	1:17.535
37	11.909	1:31.032	27	15.710	1:18.087	33	21.208	1:18.416	33	21.695	1:14.763	39	27.541	1:17.257
74	11.995	1:31.118	37	18.126	1:19.945	39	21.647	1:19.092	39	24.658	1:17.287	37	31.577	1:18.509
39	12.944	1:32.067	39	18.531	1:19.315	37	23.411	1:21.261	37	27.442	1:18.307	91	39.340	1:22.389
91	13.502	1:32.625	33	18.768	1:17.708	91	24.844	1:20.460	91	31.325	1:20.757	8	53.807	1:22.841
13	14.704	1:33.827	91	20.360	1:20.586	13	35.002	1:25.494	8	45.340	1:24.193	13	55.209	1:24.054
33	14.788	1:33.911	13	25.484	1:24.508	8	35.423	1:24.913	13	45.529	1:24.803	11	1:11.677	1:28.611
8	17.549	1:36.672	8	26.486	1:22.665	11	42.348	1:28.863	11	57.440	1:29.368	56	1 LAP	1:16.601
11	18.056	1:37.179	11	29.461	1:25.133				56	1 LAP	3:32.572			

Car No's 22 & 26 Transponders not working - Q.12.2.1

Weather / Track : Bright / Dry

Thrupton  
 Circuit Length = 2.3560 miles  
 Start: 11:57 End: 12:20



**Quaife Radical Club Cup**  
**RACE 1 - LAP CHART**

Lap 6			Lap 7			Lap 8			Lap 9			Lap 10		
No	Behind	Laptime	No	Behind	Laptime	No	Behind	Laptime	No	Behind	Laptime	No	Behind	Laptime
1		1:14.081	1		1:14.988	1		1:14.274	1		1:14.970	1		1:14.115
7	1.059	1:14.116	56	2 LAPS	1:16.462	56	2 LAPS	1:14.680	7	2.842	1:15.928	7	3.013	1:14.286
15	9.389	1:14.583	7	1.376	1:15.305	7	1.884	1:14.782	56	2 LAPS	1:16.893	56	2 LAPS	1:15.186
2	9.764	1:14.161	15	9.329	1:14.928	15	9.707	1:14.652	8	1 LAP	1:23.326	2	10.246	1:14.376
6	13.644	1:14.609	2	9.664	1:14.888	2	10.151	1:14.761	13	1 LAP	1:23.363	8	1 LAP	1:22.358
4	15.604	1:15.706	11	1 LAP	1:29.955	6	15.396	1:15.993	2	9.985	1:14.804	15	13.313	1:16.757
20	17.057	1:17.243	6	13.677	1:15.021	4	17.574	1:15.868	15	10.671	1:15.934	13	1 LAP	1:23.340
5	18.129	1:16.814	4	15.980	1:15.364	20	19.381	1:15.668	6	15.475	1:15.049	6	17.972	1:16.612
95	18.390	1:17.515	20	17.987	1:15.918	95	20.526	1:15.696	4	18.022	1:15.418	4	19.566	1:15.659
74	18.709	1:17.063	5	18.740	1:15.599	74	21.090	1:15.570	20	20.417	1:16.006	74	21.852	1:15.254
22	19.097	1:18.606	95	19.104	1:15.702	5	21.833	1:17.367	74	20.713	1:14.593	20	22.820	1:16.518
12	19.440	1:16.299	74	19.794	1:16.073	22	22.149	1:16.338	95	21.188	1:15.632	95	23.110	1:16.037
26	21.509	1:19.003	22	20.085	1:15.976	12	22.561	1:16.322	5	22.420	1:15.557	5	24.411	1:16.106
59	23.811	1:14.983	12	20.513	1:16.061	59	26.338	1:16.973	22	23.358	1:16.179	12	25.384	1:15.777
33	24.435	1:14.742	26	23.248	1:16.727	33	26.947	1:16.963	12	23.722	1:16.131	22	26.132	1:16.889
27	26.426	1:16.350	59	23.639	1:14.816	26	27.998	1:19.024	59	26.061	1:14.693	59	26.771	1:14.825
39	30.555	1:17.095	33	24.258	1:14.811	27	30.129	1:16.124	33	26.566	1:14.589	33	27.185	1:14.734
37	36.056	1:18.560	27	28.279	1:16.841	11	1 LAP	1:33.691	26	30.240	1:17.212	27	34.434	1:17.336
91	48.062	1:22.803	39	32.704	1:17.137	39	35.627	1:17.197	27	31.213	1:16.054	26	34.845	1:18.720
8	1:02.823	1:23.097	37	38.839	1:17.771	37	42.297	1:17.732	39	38.845	1:18.188	39	41.925	1:17.195
13	1:04.206	1:23.078	91	55.659	1:22.585	91	1:04.206	1:22.821	11	1 LAP	1:28.625	37	50.985	1:19.179
			8	1:10.574	1:22.739				37	45.921	1:18.594	11	1 LAP	1:27.995
			13	1:11.832	1:22.614				91	1:11.949	1:22.713			

Car No's 22 & 26 Transponders not working - Q.12.2.1

Weather / Track : Bright / Dry

Thrupton  
 Circuit Length = 2.3560 miles  
 Start: 11:57 End: 12:20

**Quaife Radical Club Cup**  
**RACE 1 - LAP CHART**

Lap 11			Lap 12			Lap 13			Lap 14			Lap 15		
No	Behind	Laptime	No	Behind	Laptime	No	Behind	Laptime	No	Behind	Laptime	No	Behind	Laptime
1		1:14.877	1		1:14.593	1		1:14.876	1		1:14.962	1		1:14.498
7	2.872	1:14.736	7	2.735	1:14.456	7	2.927	1:15.068	7	2.518	1:14.553	7	2.996	1:14.976
56	2 LAPS	1:15.225	56	2 LAPS	1:14.928	56	2 LAPS	1:15.571	56	2 LAPS	1:14.971	56	2 LAPS	1:15.833
91	1 LAP	1:23.224	2	9.839	1:14.797	2	9.909	1:14.946	2	8.899	1:13.952	2	8.818	1:14.417
2	9.635	1:14.266	91	1 LAP	1:21.934	15	16.110	1:15.615	15	16.272	1:15.124	15	17.219	1:15.445
15	15.076	1:16.640	15	15.371	1:14.888	11	2 LAPS	1:32.418	6	20.574	1:15.635	6	21.396	1:15.320
6	19.148	1:16.053	6	19.811	1:15.256	6	19.901	1:14.966	4	21.182	1:15.425	74	22.662	1:15.539
4	20.052	1:15.363	4	20.398	1:14.939	4	20.719	1:15.197	74	21.621	1:15.216	4	22.819	1:16.135
8	1 LAP	1:22.850	74	21.539	1:14.304	74	21.367	1:14.704	95	28.589	1:16.731	95	29.780	1:15.689
74	21.828	1:14.853	95	26.544	1:16.516	91	1 LAP	1:24.143	11	2 LAPS	1:29.424	12	34.449	1:17.453
13	1 LAP	1:23.223	20	27.828	1:17.994	95	26.820	1:15.152	91	1 LAP	1:23.492	22	34.701	1:17.014
20	24.427	1:16.484	5	28.468	1:17.780	12	30.211	1:16.435	12	31.494	1:16.245	5	35.151	1:16.861
95	24.621	1:16.388	12	28.652	1:17.752	5	30.851	1:17.259	22	32.185	1:15.979	59	35.483	1:17.025
5	25.281	1:15.747	22	28.655	1:16.498	22	31.168	1:17.389	5	32.788	1:16.899	20	36.511	1:16.838
12	25.493	1:14.986	59	29.617	1:17.029	59	31.775	1:17.034	59	32.956	1:16.143	91	1 LAP	1:25.327
22	26.750	1:15.495	33	29.896	1:16.949	20	32.221	1:19.269	20	34.171	1:16.912	27	45.210	1:16.996
59	27.181	1:15.287	8	1 LAP	1:25.182	33	32.433	1:17.413	27	42.712	1:17.063	11	2 LAPS	1:30.794
33	27.540	1:15.232	13	1 LAP	1:25.649	8	1 LAP	1:23.004	26	44.866	1:17.854	26	48.215	1:17.847
27	36.130	1:16.573	27	38.298	1:16.761	27	40.611	1:17.189	8	1 LAP	1:24.627	33	53.554	1:17.131
26	37.279	1:17.311	26	39.666	1:16.980	26	41.974	1:17.184	33	50.921	1:33.450	39	57.817	1:18.079
39	45.346	1:18.298	39	48.528	1:17.775	13	1 LAP	1:23.661	13	1 LAP	1:25.068	8	1 LAP	1:24.480
37	53.464	1:17.356	37	55.712	1:16.841	39	51.514	1:17.862	39	54.236	1:17.684	13	1 LAP	1:24.180
11	1 LAP	1:28.645				37	58.152	1:17.316	37	1:00.353	1:17.163	37	1:03.634	1:17.779

Car No's 22 & 26 Transponders not working - Q.12.2.1

Weather / Track : Bright / Dry

Thrupton  
 Circuit Length = 2.3560 miles  
 Start: 11:57 End: 12:20

**Quaife Radical Club Cup**  
**RACE 1 - LAP CHART**

Lap 16			Lap 17		
No	Behind	Laptime	No	Behind	Laptime
1		1:14.594	1		1:15.699
7	3.476	1:15.074	7	2.439	1:14.662
2	8.229	1:14.005	2	7.021	1:14.491
56	2 LAPS	1:16.330	56	2 LAPS	1:16.090
15	17.694	1:15.069	15	17.099	1:15.104
6	22.628	1:15.826	74	22.295	1:15.010
74	22.984	1:14.916	4	22.983	1:14.945
4	23.737	1:15.512	6	25.346	1:18.417
95	32.300	1:17.114	95	34.518	1:17.917
12	35.687	1:15.832	12	34.966	1:14.978
22	36.164	1:16.057	22	35.813	1:15.348
5	36.478	1:15.921	5	36.364	1:15.585
59	37.097	1:16.208	59	37.669	1:16.271
20	38.148	1:16.231	20	39.045	1:16.596
27	48.155	1:17.539	27	49.228	1:16.772
91	1 LAP	1:22.687	33	55.580	1:16.444
33	54.835	1:15.875	91	1 LAP	1:25.719
26	55.151	1:21.530	26	1:04.238	1:24.786
11	2 LAPS	1:29.169	39	1:09.815	1:23.239
39	1:02.275	1:19.052	37	1:10.167	1:17.901
37	1:07.965	1:18.925	11	2 LAPS	1:27.793
8	1 LAP	1:24.276	8	1 LAP	1:23.634
13	1 LAP	1:26.960	13	1 LAP	1:41.455 P


Car No's 22 & 26 Transponders not working - Q.12.2.1

Weather / Track : Bright / Dry

Thrupton  
 Circuit Length = 2.3560 miles  
 Start: 11:57 End: 12:20

# Quaife Radical Club Cup

## RACE 7 - GRID

ROW 12	11   Ian CHARLES	24   Chris HILLABY
ROW 11	13   Simon GARMSTON	56   David JACOBS
ROW 10	91   David FRANKLAND	8   Jon MORRIS
ROW 9	39   Paul MARSHAM	37   Bill HENDERSON
ROW 8	33   Craig CURRIE	26   Mark BOOT
ROW 7	20   Simon FISH	27   Ray WOOLHEAD
ROW 6	5   Rachel DAVIES	59   Steven LINDSAY
ROW 5	12   Darcy SMITH	22   Gary BAXTER
ROW 4	6   Nigel PLACE	95   Richard STABLES
ROW 3	74   James ABBOTT	4   Mark ABBOTT
ROW 2	2   Steven BURGESS	15   Richard CARVER
ROW 1	1   Colin MILLAR	7   Darren LUKE
<b>Pole</b>		
		

Thruxton  
Circuit Length = 2.3560 miles

**These results are provisional until the conclusion of any judicial and technical matters.**

Clerk of Course :		Timekeeper :

# Quaife Radical Club Cup

## RACE 7 - CLASSIFICATION

POS	NO	CL	NAME	ENTRY	LAPS	TIME	GAP	DIFF	MPH	BEST	ON
1	1	S	Colin MILLAR	Radical SR3	17	21:11.894			113.36	1:13.783	11
2	7	P	Darren LUKE	Radical PR6	17	21:12.833	0.939	0.939	113.28	1:13.871	5
3	2	S	Steven BURGESS	Radical SR3	17	21:22.589	10.695	9.756	112.41	1:14.204	11
4	15	S	Richard CARVER	Radical SR3	17	21:26.611	14.717	4.022	112.06	1:14.256	13
5	24	S	Chris HILLABY	Radical SR3	17	21:37.835	25.941	11.224	111.09	1:14.334	16
6	4	P	Mark ABBOTT	Radical PR6	17	21:38.090	26.196	0.255	111.07	1:15.319	16
7	12	I	Darcy SMITH	Radical PR6	17	21:39.678	27.784	1.588	110.94	1:15.148	11
8	6	P	Nigel PLACE	Radical PR6	17	21:45.916	34.022	6.238	110.41	1:15.204	11
9	59	I	Steven LINDSAY	Radical PR6	17	21:49.392	37.498	3.476	110.11	1:15.036	12
10	95	P	Richard STABLES	Radical PR6	17	21:49.767	37.873	0.375	110.08	1:15.459	15
11	5	S	Rachel DAVIES	Radical SR3	17	21:54.710	42.816	4.943	109.67	1:15.567	14
12	27	S	Ray WOOLHEAD	Radical SR3 RS	17	22:02.831	50.937	8.121	108.99	1:16.462	10
13	26	P	Mark BOOT	Radical PR6	17	22:10.537	58.643	7.706	108.36	1:16.683	6
14	22	S	Gary BAXTER	Radical SR3	17	22:16.933	1:05.039	6.396	107.84	1:16.165	14
15	37	I	Bill HENDERSON	Radical SR3	17	22:28.545	1:16.651	11.612	106.92	1:17.590	14
16	74	P	James ABBOTT	Radical SR3	16	21:13.727	1 lap	1 lap	106.54	1:15.273	13
17	20	S	Simon FISH	Radical SR3	16	21:24.908	1 lap	11.181	105.61	1:17.707	10
18	91	I	David FRANKLAND	Radical PR6	16	22:24.901	1 lap	59.993	100.90	1:20.271	3
19	8	C	Jon MORRIS	Radical Clubsport	15	21:22.439	2 laps	1 lap	99.20	1:23.554	12
20	13	C	Simon GARMSTON	Radical Clubsport	15	21:31.751	2 laps	9.312	98.48	1:23.629	11
21	11	C	Ian CHARLES	Radical Clubsport	15	21:32.159	2 laps	0.408	98.45	1:24.410	13

### NOT CLASSIFIED

DNC	56	S	David JACOBS	Radical SR3	11	21:12.724	6 laps	4 laps	73.30	1:15.544	8
DNF	33	S	Craig CURRIE	Radical SR3	0						

### FASTEST LAP

1	S	Colin MILLAR	Radical SR3	11	1:13.783	114.95 mph	184.99 kph
7	P	Darren LUKE	Radical PR6	5	1:13.871	114.81 mph	184.77 kph
59	I	Steven LINDSAY	Radical PR6	12	1:15.036	113.03 mph	181.90 kph
8	C	Jon MORRIS	Radical Clubsport	12	1:23.554	101.50 mph	163.36 kph

Weather / Track : Sunny / Dry

These results are provisional until the conclusion of any judicial and technical matters.

Thruxton

Circuit Length = 2.3560 miles

Start: 16:41 End: 17:03

Clerk of Course :	Timekeeper :
-------------------	--------------

**Quaife Radical Club Cup**  
**RACE 7 - LAP CHART**

Lap 1			Lap 2			Lap 3			Lap 4			Lap 5		
No	Behind	Laptime	No	Behind	Laptime	No	Behind	Laptime	No	Behind	Laptime	No	Behind	Laptime
7		1:19.618	7		1:14.800	7		1:14.230	7		1:14.274	7		1:13.871
4	1.435	1:21.053	1	1.785	1:14.652	1	1.416	1:13.861	1	1.439	1:14.297	1	1.721	1:14.153
1	1.933	1:21.551	4	3.219	1:16.584	15	5.161	1:15.819	15	5.921	1:15.034	15	6.335	1:14.285
15	2.879	1:22.497	15	3.572	1:15.493	4	5.356	1:16.367	2	6.496	1:15.190	2	6.844	1:14.219
6	4.269	1:23.887	2	5.179	1:15.360	2	5.580	1:14.631	4	8.079	1:16.997	4	10.044	1:15.836
2	4.619	1:24.237	6	5.923	1:16.454	6	7.482	1:15.789	6	9.295	1:16.087	6	11.007	1:15.583
12	5.944	1:25.562	12	6.957	1:15.813	12	8.380	1:15.653	12	9.958	1:15.852	12	12.033	1:15.946
95	6.210	1:25.828	95	8.306	1:16.896	95	9.699	1:15.623	95	11.414	1:15.989	95	14.156	1:16.613
5	7.081	1:26.699	5	8.421	1:16.140	5	10.801	1:16.610	5	13.078	1:16.551	5	15.354	1:16.147
20	7.818	1:27.436	24	13.706	1:18.512	24	14.436	1:14.960	24	15.055	1:14.893	24	16.240	1:15.056
74	8.057	1:27.675	59	13.973	1:20.172	59	16.030	1:16.287	59	17.934	1:16.178	59	20.363	1:16.300
59	8.601	1:28.219	27	14.213	1:19.918	27	17.388	1:17.405	27	20.110	1:16.996	27	22.794	1:16.555
22	8.822	1:28.440	22	14.556	1:20.534	22	17.645	1:17.319	22	20.444	1:17.073	22	23.093	1:16.520
27	9.095	1:28.713	26	14.922	1:20.457	26	18.303	1:17.611	26	20.892	1:16.863	26	23.989	1:16.968
26	9.265	1:28.883	37	15.842	1:19.756	37	20.025	1:18.413	37	23.955	1:18.204	37	28.942	1:18.858
24	9.994	1:29.612	91	16.833	1:20.278	91	22.874	1:20.271	74	27.581	1:16.550	74	29.281	1:15.571
37	10.886	1:30.504	74	23.468	1:30.211	74	25.305	1:16.067	91	31.294	1:22.694	91	41.012	1:23.589
91	11.355	1:30.973	8	24.872	1:24.819	8	34.556	1:23.914	20	40.796	1:18.762	20	44.975	1:18.050
8	14.853	1:34.471	11	25.912	1:25.009	11	36.285	1:24.603	8	44.675	1:24.393	8	54.890	1:24.086
11	15.703	1:35.321	13	28.798	1:26.123	20	36.308	1:19.621	11	46.815	1:24.804	11	58.758	1:25.814
13	17.475	1:37.093	20	30.917	1:37.899	13	39.787	1:25.219	13	49.148	1:23.635	13	59.177	1:23.900
56	34.996	1:54.614 P												

Weather / Track : Sunny / Dry

Thrupton  
 Circuit Length = 2.3560 miles  
 Start: 16:41 End: 17:03

**Quaife Radical Club Cup**  
**RACE 7 - LAP CHART**

Lap 6			Lap 7			Lap 8			Lap 9			Lap 10		
No	Behind	Laptime	No	Behind	Laptime	No	Behind	Laptime	No	Behind	Laptime	No	Behind	Laptime
7		1:14.744	7		1:14.291	7		1:14.945	7		1:14.915	7		1:14.300
1	1.085	1:14.108	1	1.549	1:14.755	1	1.720	1:15.116	1	0.636	1:13.831	1	1.252	1:14.916
15	6.208	1:14.617	15	6.755	1:14.838	8	1 LAP	1:25.913	2	8.861	1:17.041	91	1 LAP	1:25.445
2	6.490	1:14.390	2	7.339	1:15.140	13	1 LAP	1:24.066	15	9.994	1:18.456	2	8.897	1:14.336
4	11.184	1:15.884	4	13.254	1:16.361	11	1 LAP	1:25.095	8	1 LAP	1:26.593	15	10.531	1:14.837
6	11.761	1:15.498	6	13.842	1:16.372	15	6.453	1:14.643	13	1 LAP	1:25.446	4	18.498	1:16.969
12	12.526	1:15.237	12	13.962	1:15.727	2	6.735	1:14.341	4	15.829	1:16.149	12	19.953	1:17.114
95	15.401	1:15.989	24	17.362	1:15.482	4	14.595	1:16.286	11	1 LAP	1:25.898	6	20.370	1:17.714
24	16.171	1:14.675	95	17.808	1:16.698	6	14.932	1:16.035	6	16.956	1:16.939	24	21.158	1:16.578
5	16.565	1:15.955	5	18.751	1:16.477	12	15.036	1:16.019	12	17.139	1:17.018	8	1 LAP	1:25.136
59	21.243	1:15.624	59	22.431	1:15.479	24	18.363	1:15.946	24	18.880	1:15.432	5	24.787	1:17.408
27	25.353	1:17.303	22	27.855	1:16.497	95	19.673	1:16.810	95	21.351	1:16.593	95	25.956	1:18.905
22	25.649	1:17.300	27	28.003	1:16.941	5	20.249	1:16.443	5	21.679	1:16.345	13	1 LAP	1:25.745
26	25.928	1:16.683	26	28.891	1:17.254	59	23.988	1:16.502	59	25.027	1:15.954	59	27.962	1:17.235
74	28.573	1:14.036 P	37	37.496	1:18.534	22	29.889	1:16.979	22	31.726	1:16.752	11	1 LAP	1:27.195
37	33.253	1:19.055	20	53.290	1:18.109	27	30.490	1:17.432	27	32.337	1:16.762	22	34.141	1:16.715
20	49.472	1:19.241	56	5 LAPS	7:49.955	26	31.106	1:17.160	26	32.941	1:16.750	27	34.499	1:16.462
91	50.581	1:24.313	74	59.150	1:44.868	37	41.045	1:18.494	37	44.055	1:17.925	26	35.690	1:17.049
8	1:05.124	1:24.978	91	1:00.396	1:24.106	20	56.294	1:17.949	20	59.128	1:17.749	37	48.053	1:18.298
13	1:09.297	1:24.864				56	5 LAPS	1:17.558	56	5 LAPS	1:15.684	20	1:02.535	1:17.707
11	1:09.975	1:25.961				74	1:01.928	1:17.723	74	1:03.062	1:16.049	56	5 LAPS	1:15.580
						91	1:09.550	1:24.099				74	1:04.103	1:15.341

Weather / Track : Sunny / Dry

Thrupton  
 Circuit Length = 2.3560 miles  
 Start: 16:41 End: 17:03

**Quaife Radical Club Cup**  
**RACE 7 - LAP CHART**

Lap 11			Lap 12			Lap 13			Lap 14			Lap 15		
No	Behind	Laptime	No	Behind	Laptime	No	Behind	Laptime	No	Behind	Laptime	No	Behind	Laptime
7		1:14.148	7		1:14.174	1		1:13.857	1		1:14.913	1		1:13.890
1	0.887	1:13.783	1	0.677	1:13.964	7	0.306	1:14.840	7	1.092	1:15.699	7	1.412	1:14.210
2	8.953	1:14.204	2	9.234	1:14.455	2	9.251	1:14.551	20	1 LAP	1:19.779	20	1 LAP	1:17.891
15	11.772	1:15.389	15	12.460	1:14.862	15	12.182	1:14.256	2	9.070	1:14.732	2	10.058	1:14.878
91	1 LAP	1:23.555	4	21.466	1:15.473	4	22.661	1:15.729	15	12.010	1:14.741	15	12.837	1:14.717
4	20.167	1:15.817	12	22.743	1:15.964	12	24.252	1:16.043	4	23.285	1:15.537	4	25.060	1:15.665
12	20.953	1:15.148	6	25.275	1:18.023	24	26.347	1:15.232	12	24.699	1:15.360	12	26.003	1:15.194
6	21.426	1:15.204	24	25.649	1:17.894	6	28.001	1:17.260	24	26.000	1:14.566	24	26.754	1:14.644
24	21.929	1:14.919	91	1 LAP	1:26.417	95	33.258	1:16.795	6	29.033	1:15.945	6	31.164	1:16.021
5	28.503	1:17.864	95	30.997	1:16.129	5	34.302	1:17.025	95	34.077	1:15.732	95	35.646	1:15.459
95	29.042	1:17.234	5	31.811	1:17.482	59	34.636	1:16.070	5	34.956	1:15.567	59	36.522	1:15.147
59	32.238	1:18.424	59	33.100	1:15.036	91	1 LAP	1:24.233	59	35.265	1:15.542	5	37.213	1:16.147
8	1 LAP	1:24.963	27	40.102	1:16.637	27	42.096	1:16.528	27	44.445	1:17.262	27	47.540	1:16.985
13	1 LAP	1:24.244	22	42.514	1:18.360	22	45.326	1:17.346	91	1 LAP	1:22.593	22	50.169	1:17.481
27	37.639	1:17.288	26	43.335	1:17.855	26	45.740	1:16.939	22	46.578	1:16.165	26	50.599	1:16.849
22	38.328	1:18.335	8	1 LAP	1:24.243	8	1 LAP	1:23.554	26	47.640	1:16.813	91	1 LAP	1:23.718
26	39.654	1:18.112	13	1 LAP	1:23.629	37	1:02.930	1:21.633	8	1 LAP	1:24.568	37	1:10.207	1:18.490
11	1 LAP	1:25.357	11	1 LAP	1:25.382	11	1 LAP	1:25.965	37	1:05.607	1:17.590	8	1 LAP	1:24.591
37	51.933	1:18.028	37	55.831	1:18.072	13	1 LAP	1:33.071	56	5 LAPS	1:16.178	56	5 LAPS	1:17.042
56	5 LAPS	1:17.868	56	5 LAPS	1:16.289	56	5 LAPS	1:15.544	74	1:12.023	1:16.317	74	1:15.257	1:17.124
74	1:07.261	1:17.306	74	1:09.880	1:16.793	74	1:10.619	1:15.273	11	1 LAP	1:24.410			
20	1:08.427	1:20.040	20	1:12.481	1:18.228				13	1 LAP	1:24.156			

Weather / Track : Sunny / Dry

Thrupton  
 Circuit Length = 2.3560 miles  
 Start: 16:41 End: 17:03



**Quaife Radical Club Cup**  
**RACE 7 - LAP CHART**

Lap 16			Lap 17		
No	Behind	Laptime	No	Behind	Laptime
1		1:15.393	1		1:14.854
7	1.027	1:15.008	56	6 LAPS	1:16.412
11	2 LAPS	1:25.495	7	0.939	1:14.766
20	1 LAP	1:17.882	74	1 LAP	1:16.823
2	9.941	1:15.276	8	2 LAPS	1:26.217
13	2 LAPS	1:25.892	2	10.695	1:15.608
15	12.221	1:14.777	20	1 LAP	1:18.565
4	24.986	1:15.319	15	14.717	1:17.350
24	25.695	1:14.334	13	2 LAPS	1:24.668
12	27.025	1:16.415	11	2 LAPS	1:25.850
6	32.544	1:16.773	24	25.941	1:15.100
95	36.358	1:16.105	4	26.196	1:16.064
59	36.574	1:15.445	12	27.784	1:15.613
5	39.025	1:17.205	6	34.022	1:16.332
27	48.740	1:16.593	59	37.498	1:15.778
26	54.050	1:18.844	95	37.873	1:16.369
22	54.679	1:19.903	5	42.816	1:18.645
91	1 LAP	1:23.632	27	50.937	1:17.051
37	1:13.297	1:18.483	26	58.643	1:19.447
			22	1:05.039	1:25.214
			91	1 LAP	1:24.985
			37	1:16.651	1:18.208

Weather / Track : Sunny / Dry

Thrupton  
 Circuit Length = 2.3560 miles  
 Start: 16:41 End: 17:03

# Mini Se7en Championship

## QUALIFYING - RACE 2 - CLASSIFICATION

POS	NO	CL	NAME	ENTRY	TIME	ON	LAPS	GAP	DIFF	MPH
1	35		Paul SPARK	Mini Se7en	1:37.089	3	9			87.35
2	37		Gareth HUNT	Mini Se7en	1:38.755	6	9	1.666	1.666	85.88
3	6		Nath BURGE	Mini Se7en	1:38.854	3	9	1.765	0.099	85.79
4	5		Graeme DAVIS	Mini Se7en	1:39.762	8	9	2.673	0.908	85.01
5	85		Andrew DEVINY	Mini Se7en	1:39.770	5	9	2.681	0.008	85.01
6	8		Ian DEVINY	Mini Se7en	1:40.138	4	9	3.049	0.368	84.69
7	10		Darren THOMAS	Mini Se7en	1:40.559	5	9	3.470	0.421	84.34
8	24		James BOWERS COULSON	Mini Se7en	1:40.688	4	9	3.599	0.129	84.23
9	34		Anthony TOWEY	Mini Se7en	1:41.012	4	9	3.923	0.324	83.96
10	25		Mike RAYNER	Mini Se7en	1:41.249	7	9	4.160	0.237	83.76
11	77		Tristen KNIGHT	Mini Se7en	1:41.323	4	9	4.234	0.074	83.70
12	60		Malcolm KEAT	Mini Se7en	1:41.852	8	9	4.763	0.529	83.27
13	91		Julian AFFLECK	Mini Se7en	1:42.473	5	8	5.384	0.621	82.76
14	95		Julian PROCTOR	Mini Se7en	1:44.028	6	8	6.939	1.555	81.53
15	40		Daniel BELL	Mini Se7en	1:44.416	3	8	7.327	0.388	81.22
16	69		Steve TRENCH	Mini Se7en	1:44.750	8	8	7.661	0.334	80.96
17	32		Neil RAYNER	Mini Se7en	1:45.553	6	9	8.464	0.803	80.35
18	63		David ROBINSON	Mini Se7en	1:46.931	7	8	9.842	1.378	79.31
19	94		Robert PAVEY	Mini Se7en	1:47.860	8	8	10.771	0.929	78.63
20	92		Kevin O'SHEA	Mini Se7en	1:47.915	5	7	10.826	0.055	78.59

Weather / Track : Sunny / Dry  
These results are provisional until the conclusion of any judicial and technical matters.

Thruxton  
Circuit Length = 2.3560 miles  
Start: 09:27 End: 09:44

Clerk of Course :		Timekeeper :
-------------------	--	--------------

# Mini Se7en Championship

## QUALIFYING - RACE 2 - LAP ANALYSIS

<b>5</b>	<b>Graeme DAVIS</b>			Mini Se7en			
1 -	1:48.565	+ 8.803	9:29:37.056	6 -	1:40.067	+ 0.305	9:38:01.563
2 -	1:43.118	+ 3.356	9:31:20.174	7 -	1:41.407	+ 1.645	9:39:42.970
3 -	1:39.768	+ 0.006	9:32:59.942	8 -	<b>1:39.762</b>		<b>9:41:22.732</b>
4 -	1:40.508	+ 0.746	9:34:40.450	9 -	1:41.271	+ 1.509	9:43:04.003
5 -	1:41.046	+ 1.284	9:36:21.496				
<b>6</b>	<b>Nath BURGE</b>			Mini Se7en			
1 -	1:51.992	+ 13.138	9:30:06.693	6 -	1:40.106	+ 1.252	9:38:27.372
2 -	1:41.831	+ 2.977	9:31:48.524	7 -	1:41.784	+ 2.930	9:40:09.156
3 -	<b>1:38.854</b>		<b>9:33:27.378</b>	8 -	1:40.215	+ 1.361	9:41:49.371
4 -	1:39.704	+ 0.850	9:35:07.082	9 -	1:39.952	+ 1.098	9:43:29.323
5 -	1:40.184	+ 1.330	9:36:47.266				
<b>8</b>	<b>Ian DEVINY</b>			Mini Se7en			
1 -	1:53.912	+ 13.774	9:29:59.284	6 -	1:41.237	+ 1.099	9:38:26.128
2 -	1:42.930	+ 2.792	9:31:42.214	7 -	1:43.141	+ 3.003	9:40:09.269
3 -	1:41.413	+ 1.275	9:33:23.627	8 -	1:40.470	+ 0.332	9:41:49.739
4 -	<b>1:40.138</b>		<b>9:35:03.765</b>	9 -	1:40.315	+ 0.177	9:43:30.054
5 -	1:41.126	+ 0.988	9:36:44.891				
<b>10</b>	<b>Darren THOMAS</b>			Mini Se7en			
1 -	1:47.196	+ 6.637	9:29:46.699	6 -	1:42.258	+ 1.699	9:38:16.046
2 -	1:41.949	+ 1.390	9:31:28.648	7 -	1:43.078	+ 2.519	9:39:59.124
3 -	1:41.796	+ 1.237	9:33:10.444	8 -	1:42.917	+ 2.358	9:41:42.041
4 -	1:42.785	+ 2.226	9:34:53.229	9 -	1:42.068	+ 1.509	9:43:24.109
5 -	<b>1:40.559</b>		<b>9:36:33.788</b>				
<b>24</b>	<b>James BOWERS COULSON</b>			Mini Se7en			
1 -	1:48.038	+ 7.350	9:29:38.177	6 -	1:41.386	+ 0.698	9:38:07.680
2 -	1:42.622	+ 1.934	9:31:20.799	7 -	1:44.346	+ 3.658	9:39:52.026
3 -	1:40.867	+ 0.179	9:33:01.666	8 -	1:43.113	+ 2.425	9:41:35.139
4 -	<b>1:40.688</b>		<b>9:34:42.354</b>	9 -	1:42.487	+ 1.799	9:43:17.626
5 -	1:43.940	+ 3.252	9:36:26.294				
<b>25</b>	<b>Mike RAYNER</b>			Mini Se7en			
1 -	1:53.382	+ 12.133	9:29:44.607	6 -	1:44.452	+ 3.203	9:38:18.976
2 -	1:43.522	+ 2.273	9:31:28.129	7 -	<b>1:41.249</b>		<b>9:40:00.225</b>
3 -	1:43.125	+ 1.876	9:33:11.254	8 -	1:41.572	+ 0.323	9:41:41.797
4 -	1:41.540	+ 0.291	9:34:52.794	9 -	1:42.516	+ 1.267	9:43:24.313
5 -	1:41.730	+ 0.481	9:36:34.524				
<b>32</b>	<b>Neil RAYNER</b>			Mini Se7en			
1 -	1:52.605	+ 7.052	9:29:45.679	6 -	<b>1:45.553</b>		<b>9:38:35.503</b>
2 -	1:46.268	+ 0.715	9:31:31.947	7 -	1:53.789	+ 8.236	9:40:29.292
3 -	1:45.658	+ 0.105	9:33:17.605	8 -	1:46.588	+ 1.035	9:42:15.880
4 -	1:46.074	+ 0.521	9:35:03.679	9 -	1:48.122	+ 2.569	9:44:04.002
5 -	1:46.271	+ 0.718	9:36:49.950				
<b>34</b>	<b>Anthony TOWEY</b>			Mini Se7en			
1 -	1:52.778	+ 11.766	9:30:03.180	6 -	1:43.705	+ 2.693	9:38:34.439
2 -	1:43.417	+ 2.405	9:31:46.597	7 -	1:45.720	+ 4.708	9:40:20.159
3 -	1:41.449	+ 0.437	9:33:28.046	8 -	1:42.484	+ 1.472	9:42:02.643
4 -	<b>1:41.012</b>		<b>9:35:09.058</b>	9 -	2:08.744 P	+ 27.732	9:44:11.387
5 -	1:41.676	+ 0.664	9:36:50.734				
<b>35</b>	<b>Paul SPARK</b>			Mini Se7en			
1 -	1:51.142	+ 14.053	9:30:07.299	6 -	1:37.524	+ 0.435	9:38:15.872
2 -	1:38.582	+ 1.493	9:31:45.881	7 -	2:05.150	+ 28.061	9:40:21.022
3 -	<b>1:37.089</b>		<b>9:33:22.970</b>	8 -	1:38.200	+ 1.111	9:41:59.222
4 -	1:37.554	+ 0.465	9:35:00.524	9 -	1:48.293	+ 11.204	9:43:47.515

Weather / Track : Sunny / Dry

Thruxton  
Circuit Length = 2.3560 miles  
Start: 09:27 End: 09:44

# Mini Se7en Championship

## QUALIFYING - RACE 2 - LAP ANALYSIS

5 -	1:37.824	+ 0.735	9:36:38.348			
<b>37</b>	<b>Gareth HUNT</b> Mini Se7en					
1 -	1:47.522	+ 8.767	9:29:59.118	6 -	<b>1:38.755</b>	<b>9:38:16.145</b>
2 -	1:40.784	+ 2.029	9:31:39.902	7 -	1:39.950	+ 1.195 9:39:56.095
3 -	1:39.192	+ 0.437	9:33:19.094	8 -	1:57.815	+ 19.060 9:41:53.910
4 -	1:39.202	+ 0.447	9:34:58.296	9 -	1:54.825	+ 16.070 9:43:48.735
5 -	1:39.094	+ 0.339	9:36:37.390			
<b>40</b>	<b>Daniel BELL</b> Mini Se7en					
1 -	1:52.804	+ 8.388	9:29:55.518	5 -	1:46.409	+ 1.993 9:36:57.753
2 -	1:46.175	+ 1.759	9:31:41.693	6 -	1:45.798	+ 1.382 9:38:43.551
3 -	<b>1:44.416</b>		<b>9:33:26.109</b>	7 -	1:43.404 P	+ -1.012 9:40:26.955
4 -	1:45.235	+ 0.819	9:35:11.344	8 -	3:24.063	+ 1:39.647 9:43:51.018
<b>60</b>	<b>Malcolm KEAT</b> Mini Se7en					
1 -	1:53.307	+ 11.455	9:30:00.251	6 -	1:42.008	+ 0.156 9:38:34.908
2 -	1:44.943	+ 3.091	9:31:45.194	7 -	1:47.529	+ 5.677 9:40:22.437
3 -	1:43.514	+ 1.662	9:33:28.708	8 -	<b>1:41.852</b>	<b>9:42:04.289</b>
4 -	1:42.023	+ 0.171	9:35:10.731	9 -	1:45.590	+ 3.738 9:43:49.879
5 -	1:42.169	+ 0.317	9:36:52.900			
<b>63</b>	<b>David ROBINSON</b> Mini Se7en					
1 -	1:59.016	+ 12.085	9:29:53.863	5 -	1:47.957	+ 1.026 9:37:16.320
2 -	1:54.718	+ 7.787	9:31:48.581	6 -	1:47.535	+ 0.604 9:39:03.855
3 -	1:50.466	+ 3.535	9:33:39.047	7 -	<b>1:46.931</b>	<b>9:40:50.786</b>
4 -	1:49.316	+ 2.385	9:35:28.363	8 -	1:47.932	+ 1.001 9:42:38.718
<b>69</b>	<b>Steve TRENCH</b> Mini Se7en					
1 -	1:58.429	+ 13.679	9:30:11.614	5 -	1:46.840	+ 2.090 9:37:28.667
2 -	1:49.325	+ 4.575	9:32:00.939	6 -	1:46.823	+ 2.073 9:39:15.490
3 -	1:49.397	+ 4.647	9:33:50.336	7 -	1:45.107	+ 0.357 9:41:00.597
4 -	1:51.491	+ 6.741	9:35:41.827	8 -	<b>1:44.750</b>	<b>9:42:45.347</b>
<b>77</b>	<b>Tristen KNIGHT</b> Mini Se7en					
1 -	1:53.698	+ 12.375	9:29:36.400	6 -	1:42.232	+ 0.909 9:38:08.142
2 -	1:43.215	+ 1.892	9:31:19.615	7 -	1:44.398	+ 3.075 9:39:52.540
3 -	1:41.784	+ 0.461	9:33:01.399	8 -	1:42.410	+ 1.087 9:41:34.950
4 -	<b>1:41.323</b>		<b>9:34:42.722</b>	9 -	1:43.505	+ 2.182 9:43:18.455
5 -	1:43.188	+ 1.865	9:36:25.910			
<b>85</b>	<b>Andrew DEVINY</b> Mini Se7en					
1 -	1:51.778	+ 12.008	9:29:35.927	6 -	1:41.230	+ 1.460 9:38:02.139
2 -	1:42.605	+ 2.835	9:31:18.532	7 -	1:40.294	+ 0.524 9:39:42.433
3 -	1:40.868	+ 1.098	9:32:59.400	8 -	1:40.759	+ 0.989 9:41:23.192
4 -	1:41.739	+ 1.969	9:34:41.139	9 -	1:40.133	+ 0.363 9:43:03.325
5 -	<b>1:39.770</b>		<b>9:36:20.909</b>			
<b>91</b>	<b>Julian AFFLECK</b> Mini Se7en					
1 -	1:58.180	+ 15.707	9:30:06.807	5 -	<b>1:42.473</b>	<b>9:37:02.231</b>
2 -	1:45.341	+ 2.868	9:31:52.148	6 -	1:42.985	+ 0.512 9:38:45.216
3 -	1:45.003	+ 2.530	9:33:37.151	7 -	1:58.586	+ 16.113 9:40:43.802
4 -	1:42.607	+ 0.134	9:35:19.758	8 -	1:50.599	+ 8.126 9:42:34.401
<b>92</b>	<b>Kevin O'SHEA</b> Mini Se7en					
1 -	2:03.361	+ 15.446	9:30:01.628	5 -	<b>1:47.915</b>	<b>9:37:17.341</b>
2 -	1:50.592	+ 2.677	9:31:52.220	6 -	3:23.027 P	+ 1:35.112 9:40:40.368
3 -	1:48.485	+ 0.570	9:33:40.705	7 -	2:48.674	+ 1:00.759 9:43:29.042
4 -	1:48.721	+ 0.806	9:35:29.426			
<b>94</b>	<b>Robert PAVEY</b> Mini Se7en					
1 -	2:00.511	+ 12.651	9:29:56.907	5 -	1:49.394	+ 1.534 9:37:22.142

Weather / Track : Sunny / Dry

Thruxton  
Circuit Length = 2.3560 miles  
Start: 09:27 End: 09:44

# Mini Se7en Championship

## QUALIFYING - RACE 2 - LAP ANALYSIS

2 -	1:54.366	+ 6.506	9:31:51.273	6 -	1:50.294	+ 2.434	9:39:12.436
3 -	1:51.382	+ 3.522	9:33:42.655	7 -	1:49.200	+ 1.340	9:41:01.636
4 -	1:50.093	+ 2.233	9:35:32.748	8 -	<b>1:47.860</b>		<b>9:42:49.496</b>
<b>95</b>	<b>Julian PROCTOR</b>			Mini Se7en			
1 -	1:57.519	+ 13.491	9:30:14.706	5 -	1:44.866	+ 0.838	9:37:19.030
2 -	1:47.757	+ 3.729	9:32:02.463	6 -	<b>1:44.028</b>		<b>9:39:03.058</b>
3 -	1:46.896	+ 2.868	9:33:49.359	7 -	1:44.926	+ 0.898	9:40:47.984
4 -	1:44.805	+ 0.777	9:35:34.164	8 -	1:45.038	+ 1.010	9:42:33.022

Weather / Track : Sunny / Dry


Thruxton  
 Circuit Length = 2.3560 miles  
 Start: 09:27 End: 09:44

# Mini Se7en Championship

## RACE 2 - GRID

ROW 10	1:47.860 94 Robert PAVEY	1:47.915 92 Kevin O'SHEA
ROW 9	1:45.553 32 Neil RAYNER	1:46.931 63 David ROBINSON
ROW 8	1:44.416 40 Daniel BELL	1:44.750 69 Steve TRENCH
ROW 7	1:42.473 91 Julian AFFLECK	1:44.028 95 Julian PROCTOR
ROW 6	1:41.323 77 Tristen KNIGHT	1:41.852 60 Malcolm KEAT
ROW 5	1:41.012 34 Anthony TOWEY	1:41.249 25 Mike RAYNER
ROW 4	1:40.559 10 Darren THOMAS	1:40.688 24 James BOWERS COULSON
ROW 3	1:39.770 85 Andrew DEVINY	1:40.138 8 Ian DEVINY
ROW 2	1:38.854 6 Nath BURGE	1:39.762 5 Graeme DAVIS
ROW 1	1:37.089 35 Paul SPARK	1:38.755 37 Gareth HUNT

**Pole**



Thruxton  
Circuit Length = 2.3560 miles

**These results are provisional until the conclusion of any judicial and technical matters.**

Clerk of Course :		Timekeeper :
-------------------	--	--------------

# Mini Se7en Championship

## RACE 2 - CLASSIFICATION

POS	NO	CL	NAME	ENTRY	LAPS	TIME	GAP	DIFF	MPH	BEST	ON
1	35		Paul SPARK	Mini Se7en	10	16:38.267			84.96	1:38.313	2
2	37		Gareth HUNT	Mini Se7en	10	16:38.608	0.341	0.341	84.93	1:38.144	4
3	6		Nath BURGE	Mini Se7en	10	16:43.959	5.692	5.351	84.48	1:38.805	2
4	85		Andrew DEVINY	Mini Se7en	10	16:46.179	7.912	2.220	84.29	1:38.776	5
5	5		Graeme DAVIS	Mini Se7en	10	16:56.623	18.356	10.444	83.42	1:39.504	4
6	77		Tristen KNIGHT	Mini Se7en	10	16:59.097	20.830	2.474	83.22	1:39.891	4
7	8		Ian DEVINY	Mini Se7en	10	16:59.922	21.655	0.825	83.15	1:40.012	3
8	10		Darren THOMAS	Mini Se7en	10	17:00.059	21.792	0.137	83.14	1:39.909	4
9	24		James BOWERS COULSON	Mini Se7en	10	17:02.356	24.089	2.297	82.96	1:40.802	3
10	25		Mike RAYNER	Mini Se7en	10	17:07.828	29.561	5.472	82.51	1:40.492	3
11	91		Julian AFFLECK	Mini Se7en	10	17:13.700	35.433	5.872	82.05	1:41.957	9
12	60		Malcolm KEAT	Mini Se7en	10	17:19.791	41.524	6.091	81.56	1:42.299	3
13	69		Steve TRENCH	Mini Se7en	10	17:48.980	1:10.713	29.189	79.34	1:44.920	5
14	32		Neil RAYNER	Mini Se7en	10	17:57.528	1:19.261	8.548	78.71	1:45.627	4
15	95		Julian PROCTOR	Mini Se7en	10	17:59.755	1:21.488	2.227	78.55	1:42.845	10
16	63		David ROBINSON	Mini Se7en	10	18:00.958	1:22.691	1.203	78.46	1:45.566	9
17	94		Robert PAVEY	Mini Se7en	10	18:12.496	1:34.229	11.538	77.63	1:47.169	10
18	92		Kevin O'SHEA	Mini Se7en	10	18:13.093	1:34.826	0.597	77.59	1:47.523	10
NOT CLASSIFIED											
DNF	34		Anthony TOWEY	Mini Se7en	6	10:18.752	4 laps	4 laps	82.24	1:40.858	5
DNF	40		Daniel BELL	Mini Se7en	3	5:40.889	7 laps	3 laps	74.64	1:45.113	2
FASTEST LAP											
	37		Gareth HUNT	Mini Se7en	4	1:38.144			86.41 mph	139.07 kph	

Weather / Track : Bright / Dry  
 These results are provisional until the conclusion of any judicial and technical matters.

Thruxton  
 Circuit Length = 2.3560 miles  
 Start: 13:36 End: 13:55

Clerk of Course :	Timekeeper :
-------------------	--------------

# Mini Se7en Championship

## RACE 2 - LAP CHART

Lap 1			Lap 2			Lap 3			Lap 4			Lap 5		
No	Behind	Laptime	No	Behind	Laptime	No	Behind	Laptime	No	Behind	Laptime	No	Behind	Laptime
35		1:44.610	35		1:38.313	35		1:39.153	37		1:38.144	35		1:39.213
37	1.039	1:45.649	37	1.170	1:38.444	37	0.754	1:38.737	35	0.388	1:39.286	37	0.407	1:40.008
6	1.278	1:45.888	6	1.770	1:38.805	6	2.834	1:40.217	6	4.448	1:40.512	6	5.623	1:40.776
24	3.561	1:48.171	85	6.691	1:40.306	85	6.621	1:39.083	85	7.096	1:39.373	85	6.271	1:38.776
5	4.446	1:49.056	24	6.971	1:41.723	8	8.410	1:40.012	8	10.506	1:40.994	10	11.919	1:40.290
85	4.698	1:49.308	8	7.551	1:41.063	24	8.620	1:40.802	24	10.727	1:41.005	5	12.304	1:40.123
8	4.801	1:49.411	77	8.218	1:40.862	10	10.219	1:41.115	10	11.230	1:39.909	24	12.700	1:41.574
10	5.069	1:49.679	10	8.257	1:41.501	77	10.737	1:41.672	77	11.730	1:39.891	8	13.078	1:42.173
34	5.438	1:50.048	34	8.719	1:41.594	34	11.159	1:41.593	5	11.782	1:39.504	77	13.251	1:41.122
77	5.669	1:50.279	5	9.081	1:42.948	5	11.176	1:41.248	25	15.151	1:42.416	34	16.582	1:40.858
40	5.943	1:50.553	25	10.294	1:42.364	25	11.633	1:40.492	34	15.325	1:43.064	25	17.003	1:41.453
25	6.243	1:50.853	91	11.534	1:42.328	91	15.062	1:42.681	91	18.524	1:42.360	91	21.241	1:42.318
60	7.194	1:51.804	60	12.541	1:43.660	60	15.687	1:42.299	60	19.147	1:42.358	60	22.170	1:42.624
91	7.519	1:52.129	40	12.743	1:45.113	69	22.711	1:45.264	95	29.015	1:44.771	95	34.005	1:44.591
69	9.544	1:54.154	69	16.600	1:45.369	95	23.142	1:44.677	69	29.628	1:45.815	69	34.947	1:44.920
95	10.536	1:55.146	95	17.618	1:45.395	32	26.096	1:46.207	32	32.825	1:45.627	32	40.172	1:46.948
32	10.546	1:55.156	32	19.042	1:46.809	92	32.824	1:49.602	63	41.403	1:46.736	63	48.644	1:46.842
92	12.641	1:57.251	92	22.375	1:48.047	63	33.565	1:47.745	92	42.387	1:48.461	92	50.904	1:48.118
63	14.318	1:58.928	63	24.973	1:48.968	94	34.975	1:47.576	94	43.487	1:47.410	94	51.334	1:47.448
94	16.219	2:00.829	94	26.552	1:48.646	40	38.813	2:05.223 P						

Weather / Track : Bright / Dry

Thruxton  
Circuit Length = 2.3560 miles  
Start: 13:36 End: 13:55



# Mini Se7en Championship

## RACE 2 - LAP CHART


Lap 6			Lap 7			Lap 8			Lap 9			Lap 10		
No	Behind	Laptime	No	Behind	Laptime	No	Behind	Laptime	No	Behind	Laptime	No	Behind	Laptime
35		1:38.895	37		1:38.579	37		1:40.019	37		1:39.229	35		1:40.511
37	0.233	1:38.721	35	0.296	1:39.108	35	0.078	1:39.801	35	0.226	1:39.377	37	0.341	1:41.078
85	6.561	1:39.185	85	7.159	1:39.410	85	6.512	1:39.372	85	6.604	1:39.321	6	5.692	1:39.679
6	6.988	1:40.260	6	7.431	1:39.255	6	6.774	1:39.362	6	6.750	1:39.205	85	7.912	1:42.045
5	13.766	1:40.357	5	15.547	1:40.593	5	16.429	1:40.901	5	17.714	1:40.514	5	18.356	1:41.379
10	14.387	1:41.363	10	16.006	1:40.431	8	17.086	1:40.516	77	19.453	1:41.162	77	20.830	1:42.114
8	14.948	1:40.765	8	16.589	1:40.453	10	17.247	1:41.260	8	20.004	1:42.147	8	21.655	1:42.388
77	15.268	1:40.912	77	16.833	1:40.377	77	17.520	1:40.706	10	20.616	1:42.598	10	21.792	1:41.913
24	15.325	1:41.520	24	17.972	1:41.459	24	19.909	1:41.956	24	23.001	1:42.321	24	24.089	1:41.825
34	19.282	1:41.595 P	25	23.383	1:41.932	25	24.901	1:41.537	25	28.109	1:42.437	25	29.561	1:42.189
25	20.263	1:42.155	91	28.402	1:42.298	91	30.943	1:42.560	91	33.671	1:41.957	91	35.433	1:42.499
91	24.916	1:42.570	60	30.136	1:42.921	60	33.994	1:43.877	60	38.158	1:43.393	60	41.524	1:44.103
60	26.027	1:42.752	69	51.782	1:49.463	69	57.712	1:45.949	69	1:04.725	1:46.242	69	1:10.713	1:46.725
69	41.131	1:45.079	32	58.831	1:47.833	32	1:05.599	1:46.787	32	1:13.364	1:46.994	32	1:19.261	1:46.634
32	49.810	1:48.533	63	1:04.191	1:45.973	63	1:11.070	1:46.898	63	1:17.407	1:45.566	95	1:21.488	1:42.845
63	57.030	1:47.281	95	1:10.121	1:45.551	95	1:14.745	1:44.643	95	1:19.380	1:43.864	63	1:22.691	1:46.021
94	1:00.376	1:47.937	94	1:11.040	1:49.476	94	1:19.487	1:48.466	94	1:27.797	1:47.539	94	1:34.229	1:47.169
92	1:01.399	1:49.390	92	1:11.804	1:49.217	92	1:19.686	1:47.901	92	1:28.040	1:47.583	92	1:34.826	1:47.523
95	1:03.382	2:08.272												

Weather / Track : Bright / Dry

Thrupton  
 Circuit Length = 2.3560 miles  
 Start: 13:36 End: 13:55

# Mini Se7en Championship

## RACE 9 - GRID

ROW 10	1:48.485 92 Kevin O'SHEA	1:49.200 94 Robert PAVEY
ROW 9	1:45.658 32 Neil RAYNER	1:47.535 63 David ROBINSON
ROW 8	1:45.107 69 Steve TRENCH	1:45.235 40 Daniel BELL
ROW 7	1:42.607 91 Julian AFFLECK	1:44.805 95 Julian PROCTOR
ROW 6	1:41.796 10 Darren THOMAS	1:42.008 60 Malcolm KEAT
ROW 5	1:41.540 25 Mike RAYNER	1:41.784 77 Tristen KNIGHT
ROW 4	1:40.867 24 James BOWERS COULSON	1:41.449 34 Anthony TOWEY
ROW 3	1:40.133 85 Andrew DEVINY	1:40.315 8 Ian DEVINY
ROW 2	1:39.704 6 Nath BURGE	1:39.768 5 Graeme DAVIS
ROW 1	1:37.524 35 Paul SPARK	1:39.094 37 Gareth HUNT
<b>Pole</b>		
		

Thruxton  
Circuit Length = 2.3560 miles

**These results are provisional until the conclusion of any judicial and technical matters.**

Clerk of Course :	Timekeeper :
-------------------	--------------

# Mini Se7en Championship

## RACE 9 - CLASSIFICATION

POS	NO	CL	NAME	ENTRY	LAPS	TIME	GAP	DIFF	MPH	BEST	ON
1	35		Paul SPARK	Mini Se7en	10	16:49.241			84.03	1:39.702	2
2	5		Graeme DAVIS	Mini Se7en	10	16:49.538	0.297	0.297	84.01	1:39.660	4
3	8		Ian DEVINY	Mini Se7en	10	17:00.230	10.989	10.692	83.13	1:39.470	2
4	10		Darren THOMAS	Mini Se7en	10	17:08.533	19.292	8.303	82.46	1:41.160	4
5	24		James BOWERS COULSON	Mini Se7en	10	17:08.812	19.571	0.279	82.44	1:40.633	2
6	37		Gareth HUNT	Mini Se7en	10	17:10.095	20.854	1.283	82.33	1:39.143	2
7	40		Daniel BELL	Mini Se7en	10	17:13.735	24.494	3.640	82.04	1:40.645	2
8	85		Andrew DEVINY	Mini Se7en	10	17:15.499	26.258	1.764	81.90	1:39.950	8
9	91		Julian AFFLECK	Mini Se7en	10	17:22.231	32.990	6.732	81.37	1:42.183	3
10	34		Anthony TOWEY	Mini Se7en	10	17:22.692	33.451	0.461	81.34	1:42.602	2
11	25		Mike RAYNER	Mini Se7en	10	17:22.822	33.581	0.130	81.33	1:42.054	3
12	95		Julian PROCTOR	Mini Se7en	10	17:38.765	49.524	15.943	80.10	1:44.568	6
13	60		Malcolm KEAT	Mini Se7en	10	17:41.649	52.408	2.884	79.89	1:43.942	8
14	69		Steve TRENCH	Mini Se7en	10	17:41.910	52.669	0.261	79.87	1:44.140	4
15	63		David ROBINSON	Mini Se7en	10	17:52.473	1:03.232	10.563	79.08	1:45.213	10
16	94		Robert PAVEY	Mini Se7en	10	17:53.647	1:04.406	1.174	78.99	1:45.018	3
17	92		Kevin O'SHEA	Mini Se7en	10	18:21.037	1:31.796	27.390	77.03	1:47.845	3
NOT CLASSIFIED											
DNF	6		Nath BURGE	Mini Se7en	7	11:49.335	3 laps	3 laps	83.69	1:39.301	2
DNF	32		Neil RAYNER	Mini Se7en	4	7:16.724	6 laps	3 laps	77.68	1:45.273	3
FASTEST LAP											
	37		Gareth HUNT	Mini Se7en	2	1:39.143			85.54 mph	137.67 kph	

Weather / Track : Bright / Dry  
 These results are provisional until the conclusion of any judicial and technical matters.

Thruxton  
 Circuit Length = 2.3560 miles  
 Start: 11:20 End: 11:39

Clerk of Course :	Timekeeper :
-------------------	--------------

# Mini Se7en Championship

## RACE 9 - LAP CHART

Lap 1			Lap 2			Lap 3			Lap 4			Lap 5		
No	Behind	Laptime	No	Behind	Laptime	No	Behind	Laptime	No	Behind	Laptime	No	Behind	Laptime
35		1:46.460	35		1:39.702	35		1:40.338	35		1:40.199	37		1:39.566
5	0.489	1:46.949	37	0.431	1:39.143	37	0.398	1:40.305	5	0.240	1:39.660	35	0.369	1:40.516
37	0.990	1:47.450	5	0.893	1:40.106	5	0.779	1:40.224	37	0.581	1:40.382	8	0.875	1:39.840
24	1.243	1:47.703	6	1.456	1:39.301	6	1.191	1:40.073	8	1.182	1:39.684	5	1.101	1:41.008
6	1.857	1:48.317	8	1.919	1:39.470	8	1.697	1:40.116	6	1.431	1:40.439	6	1.422	1:40.138
8	2.151	1:48.611	24	2.174	1:40.633	24	2.928	1:41.092	24	5.131	1:42.402	24	7.669	1:42.685
10	3.062	1:49.522	40	4.378	1:40.645	10	6.673	1:42.261	10	7.634	1:41.160	10	8.910	1:41.423
40	3.435	1:49.895	10	4.750	1:41.390	40	6.913	1:42.873	40	8.070	1:41.356	40	9.917	1:41.994
34	5.690	1:52.150	34	8.590	1:42.602	34	11.231	1:42.979	34	14.329	1:43.297	34	17.586	1:43.404
95	6.759	1:53.219	25	10.980	1:43.275	25	12.696	1:42.054	25	15.590	1:43.093	25	18.381	1:42.938
25	7.407	1:53.867	95	11.749	1:44.692	91	14.930	1:42.183	91	18.141	1:43.410	91	21.067	1:43.073
91	8.474	1:54.934	91	13.085	1:44.313	95	17.136	1:45.725	95	21.764	1:44.827	95	26.354	1:44.737
60	9.322	1:55.782	60	15.964	1:46.344	60	20.411	1:44.785	69	24.767	1:44.140	85	27.340	1:40.640
69	9.861	1:56.321	69	16.571	1:46.412	69	20.826	1:44.593	60	25.318	1:45.106	60	29.848	1:44.677
92	10.586	1:57.046	63	17.520	1:46.417	63	22.695	1:45.513	85	26.847	1:40.519	69	30.257	1:45.637
63	10.805	1:57.265	94	18.322	1:45.927	94	23.002	1:45.018	94	28.660	1:45.857	94	35.756	1:47.243
32	11.796	1:58.256	32	18.800	1:46.706	32	23.735	1:45.273	32	30.025	1:46.489 P	63	36.885	1:46.352
94	12.097	1:58.557	92	19.067	1:48.183	85	26.527	1:40.175	63	30.680	1:48.184	92	44.793	1:49.320
85	25.851	2:12.311	85	26.690	1:40.541	92	26.574	1:47.845	92	35.620	1:49.245			

Weather / Track : Bright / Dry

Thruxton  
 Circuit Length = 2.3560 miles  
 Start: 11:20 End: 11:39

# Mini Se7en Championship

## RACE 9 - LAP CHART


Lap 6			Lap 7			Lap 8			Lap 9			Lap 10		
No	Behind	Laptime	No	Behind	Laptime	No	Behind	Laptime	No	Behind	Laptime	No	Behind	Laptime
37		1:40.225	35		1:39.916	37		1:39.928	5		1:40.172	35		1:40.468
35	0.375	1:40.231	37	0.189	1:40.480	35	0.164	1:40.281	37	0.110	1:41.003	5	0.297	1:41.166
5	0.809	1:39.933	5	0.808	1:40.290	5	0.721	1:40.030	35	0.401	1:41.130	8	10.989	1:44.386
6	1.065	1:39.868	8	1.733	1:40.594	8	5.928	1:44.312	8	7.472	1:42.437	10	19.292	1:43.020
8	1.430	1:40.780	6	1.973	1:41.199	24	14.960	1:41.945	10	17.141	1:42.638	24	19.571	1:42.997
24	10.106	1:42.662	10	12.885	1:42.577	10	15.396	1:42.628	24	17.443	1:43.376	37	20.854	2:01.613
10	10.599	1:41.914	24	13.132	1:43.317	40	18.846	1:43.416	40	22.028	1:44.075	40	24.494	1:43.335
40	12.280	1:42.588	40	15.547	1:43.558	85	27.237	1:39.950	85	26.857	1:40.513	85	26.258	1:40.270
34	20.446	1:43.085	34	24.229	1:44.074	34	27.648	1:43.536	25	30.664	1:43.608	91	32.990	1:42.273
25	20.688	1:42.532	25	24.769	1:44.372	25	27.949	1:43.297	34	30.882	1:44.127	34	33.451	1:43.438
91	23.346	1:42.504	91	25.678	1:42.623	91	28.432	1:42.871	91	31.586	1:44.047	25	33.581	1:43.786
85	27.452	1:40.337	85	27.404	1:40.243	95	41.850	1:46.645	95	45.671	1:44.714	95	49.524	1:44.722
95	30.697	1:44.568	95	35.322	1:44.916	60	43.564	1:43.942	60	48.404	1:45.733	60	52.408	1:44.873
60	34.507	1:44.884	69	39.049	1:44.358	69	43.756	1:44.824	69	48.559	1:45.696	69	52.669	1:44.979
69	34.982	1:44.950	60	39.739	1:45.523	94	53.943	1:46.003	63	58.888	1:45.641	63	1:03.232	1:45.213
63	42.145	1:45.485	63	47.722	1:45.868	63	54.140	1:46.535	94	1:00.018	1:46.968	94	1:04.406	1:45.257
94	42.530	1:46.999	94	48.057	1:45.818	92	1:14.357	1:50.248	92	1:23.408	1:49.944	92	1:31.796	1:49.257
92	54.421	1:49.853	92	1:04.226	1:50.096									

Weather / Track : Bright / Dry

Thruxton  
 Circuit Length = 2.3560 miles  
 Start: 11:20 End: 11:39

# Competition Car Insurance Radical UK Cup

## RACE 3 - GRID

ROW 8	1:25.546 53 WILKINS-LORD	
ROW 7	1:14.982 33 CURRIE-FLUX	1:15.519 15 Richard CARVER
ROW 6	1:14.143 71 ABBOTT-ABBOTT	1:14.620 87 SUOMINEN-GATTI
ROW 5	1:13.231 26 FERGUSON-FERGUSON	1:14.080 24 HILLABY-BILEY
ROW 4	1:12.382 1 Derek JOHNSTON	1:12.852 85 Ross ALLEN
ROW 3	1:12.070 46 OSBORNE-KAPADIA	1:12.167 70 THORBURN-WHELDON
ROW 2	1:10.779 61 Manhal ALLOS	1:11.943 7 SMITHSON-MOSELEY
ROW 1	1:09.175 88 WOODWARD-KAISER	1:09.962 14 BROMILEY-BALFE
<b>Pole</b>		
		

Thruxton  
Circuit Length = 2.3560 miles

**These results are provisional until the conclusion of any judicial and technical matters.**

Clerk of Course :		Timekeeper :
-------------------	--	--------------

# Competition Car Insurance Radical UK Cup

## RACE 3 - CLASSIFICATION

POS	NO	CL	NAME	ENTRY	LAPS	TIME	GAP	DIFF	MPH	BEST	ON
1	88	M	KAISER-WOODWARD	Radical SR8	32	40:31.350		111.62		1:09.432	3
2	61	M	Manhal ALLOS	Radical SR8	32	40:42.330	10.980	10.980	111.12	1:12.772	19
3	85	S	Ross ALLEN	Radical SR3	32	40:43.670	12.320	1.340	111.06	1:13.605	20
4	70	S	WHELDON-THORBURN	Radical SR3	32	40:49.004	17.654	5.334	110.82	1:12.952	11
5	46	S	KAPADIA-OSBORNE	Radical SR3	32	40:49.798	18.448	0.794	110.78	1:12.888	17
6	1	M	Derek JOHNSTON	Radical SR8	32	41:01.240	29.890	11.442	110.27	1:13.099	4
7	7	S	MOSELEY-SMITHSON	Radical SR3	32	41:08.615	37.265	7.375	109.94	1:13.087	9
8	14	M	BALFE-BROMILEY	Radical SR8	32	41:10.480	39.130	1.865	109.86	1:11.487	17
9	87	S	GATTI-SUOMINEN	Radical SR3	32	41:13.904	42.554	3.424	109.70	1:14.229	31
10	71	S	ABBOTT-ABBOTT	Radical SR3	32	41:23.340	51.990	9.436	109.29	1:14.632	8
11	26	S	FERGUSON-FERGUSON	Radical SR3	32	41:42.649	1:11.299	19.309	108.44	1:14.590	12
12	15	S	Richard CARVER	Radical SR3	31	40:34.368	1 lap	1 lap	108.00	1:14.994	29
13	33	S	FLUX-CURRIE	Radical SR3	31	40:38.642	1 lap	4.274	107.81	1:14.456	10
14	24	S	HILLABY-BILEY	Radical SR3	31	40:48.554	1 lap	9.912	107.38	1:14.237	6
15	53	M	WILKINS-LORD	Radical SR8	26	37:26.195	6 laps	5 laps	98.17	1:19.632	17

### FASTEST LAP

88	M	KAISER-WOODWARD	Radical SR8	3	1:09.432	122.15 mph	196.59 kph
46	S	KAPADIA-OSBORNE	Radical SR3	17	1:12.888	116.36 mph	187.27 kph

Car No 33 - Stop - Go Penalty - Speeding in Pit Lane

Weather / Track : Sunny / Dry

These results are provisional until the conclusion of any judicial and technical matters.

Thruxton

Circuit Length = 2.3560 miles

Start: 14:07 End: 14:48

Clerk of Course :

Timekeeper :

# Competition Car Insurance Radical UK Cup

## RACE 3 - LAP CHART

Lap 1			Lap 2			Lap 3			Lap 4			Lap 5		
No	Behind	Laptime	No	Behind	Laptime	No	Behind	Laptime	No	Behind	Laptime	No	Behind	Laptime
88		1:11.720	88		1:09.545	88		1:09.432	88		1:09.958	88		1:10.617
14	1.261	1:12.981	14	3.590	1:11.874	14	6.096	1:11.938	14	8.132	1:11.994	14	9.222	1:11.707
46	6.284	1:18.004	46	10.195	1:13.456	46	13.895	1:13.132	46	16.895	1:12.958	46	19.343	1:13.065
1	6.344	1:18.064	1	11.446	1:14.647	1	15.738	1:13.724	1	18.879	1:13.099	1	22.290	1:14.028
61	6.940	1:18.660	7	12.213	1:14.307	7	16.318	1:13.537	7	19.766	1:13.406	7	22.879	1:13.730
70	7.090	1:18.810	70	12.531	1:14.986	70	16.597	1:13.498	70	20.016	1:13.377	70	23.176	1:13.777
7	7.451	1:19.171	61	14.225	1:16.830	61	18.852	1:14.059	61	22.846	1:13.952	61	25.768	1:13.539
85	7.909	1:19.629	85	15.703	1:17.339	85	21.094	1:14.823	85	25.425	1:14.289	85	28.969	1:14.161
24	8.598	1:20.318	24	16.462	1:17.409	24	21.722	1:14.692	24	26.188	1:14.424	24	29.821	1:14.250
26	9.018	1:20.738	33	16.660	1:16.981	33	22.152	1:14.924	33	27.083	1:14.889	33	31.317	1:14.851
33	9.224	1:20.944	26	17.103	1:17.630	26	23.366	1:15.695	26	28.255	1:14.847	26	32.514	1:14.876
87	11.821	1:23.541	71	18.805	1:16.296	71	24.621	1:15.248	71	29.429	1:14.766	71	33.791	1:14.979
71	12.054	1:23.774	87	19.406	1:17.130	87	25.589	1:15.615	87	31.076	1:15.445	87	35.870	1:15.411
15	12.328	1:24.048	15	19.873	1:17.090	15	27.266	1:16.825	15	33.996	1:16.688	15	39.945	1:16.566
53	17.392	1:29.112	53	33.372	1:25.525	53	49.875	1:25.935	53	1:05.100	1:25.183			

Car No 33 - Stop - Go Penalty - Speeding in Pit Lane

Weather / Track : Sunny / Dry

Thruxton  
Circuit Length = 2.3560 miles  
Start: 14:07 End: 14:48



# Competition Car Insurance Radical UK Cup

## RACE 3 - LAP CHART

Lap 6			Lap 7			Lap 8			Lap 9			Lap 10		
No	Behind	Laptime	No	Behind	Laptime	No	Behind	Laptime	No	Behind	Laptime	No	Behind	Laptime
88		1:10.815	88		1:10.650	88		1:10.638	88		1:10.924	88		1:11.066
53	1 LAP	1:24.045	14	12.247	1:12.444	14	13.547	1:11.938	14	14.475	1:11.852	14	15.191	1:11.782
14	10.453	1:12.046	53	1 LAP	1:25.296	46	27.391	1:13.843	46	29.630	1:13.163	46	31.775	1:13.211
46	21.646	1:13.118	46	24.186	1:13.190	70	32.145	1:13.341	70	34.334	1:13.113	70	36.422	1:13.154
1	26.108	1:14.633	70	29.442	1:13.415	7	32.947	1:13.208	7	35.110	1:13.087	7	37.235	1:13.191
70	26.677	1:14.316	7	30.377	1:13.668	1	34.971	1:13.963	1	37.836	1:13.789	1	40.585	1:13.815
7	27.359	1:15.295	1	31.646	1:16.188	61	35.431	1:13.781	61	38.698	1:14.191	61	41.120	1:13.488
61	28.527	1:13.574	61	32.288	1:14.411	53	1 LAP	1:26.152	85	42.266	1:14.265	85	45.492	1:14.292
85	32.249	1:14.095	85	35.548	1:13.949	85	38.925	1:14.015	24	46.660	1:16.021	24	51.367	1:15.773
24	33.243	1:14.237	24	37.147	1:14.554	24	41.563	1:15.054	33	48.528	1:15.144	33	51.918	1:14.456
33	35.633	1:15.131	33	40.268	1:15.285	33	44.308	1:14.678	26	50.909	1:16.316	26	54.623	1:14.780
26	36.345	1:14.646	26	40.839	1:15.144	26	45.517	1:15.316	71	51.536	1:16.459	71	55.429	1:14.959
71	37.923	1:14.947	71	42.007	1:14.734	71	46.001	1:14.632	87	53.528	1:15.358	87	57.242	1:14.780
87	40.239	1:15.184	87	44.301	1:14.712	87	49.094	1:15.431	53	1 LAP	1:29.857	15	1:08.594	1:16.508
15	45.888	1:16.758	15	52.053	1:16.815	15	57.834	1:16.419	15	1:03.152	1:16.242	53	1 LAP	1:24.418

Car No 33 - Stop - Go Penalty - Speeding in Pit Lane

Weather / Track : Sunny / Dry

Thruxton  
Circuit Length = 2.3560 miles  
Start: 14:07 End: 14:48

# Competition Car Insurance Radical UK Cup

## RACE 3 - LAP CHART

Lap 11			Lap 12			Lap 13			Lap 14			Lap 15		
No	Behind	Laptime	No	Behind	Laptime	No	Behind	Laptime	No	Behind	Laptime	No	Behind	Laptime
88		1:10.822	88		1:12.582	88		1:11.038	88		1:11.312	88		1:11.910
14	16.458	1:12.089	15	1 LAP	1:17.237	15	1 LAP	1:16.480	15	1 LAP	1:17.109	15	1 LAP	1:15.819
46	34.174	1:13.221	53	2 LAPS	1:22.962	53	2 LAPS	1:21.140	53	2 LAPS	1:22.024	46	40.553	1:13.265
70	38.552	1:12.952	14	17.301	1:13.425 P	46	37.201	1:13.204	46	39.198	1:13.309	53	2 LAPS	1:23.099
7	39.510	1:13.097	46	35.035	1:13.443	70	40.914	1:12.975	70	42.731	1:13.129	70	43.814	1:12.993
1	43.865	1:14.102	70	38.977	1:13.007	7	42.704	1:13.251	7	44.952	1:13.560	7	46.554	1:13.512
61	44.294	1:13.996	7	40.491	1:13.563	61	48.015	1:13.411	61	50.764	1:14.061	61	52.349	1:13.495
85	49.379	1:14.709	1	45.285	1:14.002	1	48.664	1:14.417	1	52.322	1:14.970	1	55.209	1:14.797
24	55.791	1:15.246	61	45.642	1:13.930	85	54.287	1:14.006	85	57.080	1:14.105	85	59.319	1:14.149
33	55.793	1:14.697	85	51.319	1:14.522	33	1:02.714	1:14.998	14	1:04.207	1:12.147	14	1:03.860	1:11.563
26	58.685	1:14.884	33	58.754	1:15.543	14	1:03.372	1:57.109	33	1:07.346	1:15.944	33	1:10.290	1:14.854
71	59.343	1:14.736	24	59.789	1:16.580	26	1:05.309	1:15.654	26	1:08.729	1:14.732	26	1:11.805	1:14.986
87	1:02.029	1:15.609	26	1:00.693	1:14.590	24	1:06.118	1:17.367	24	1:10.137	1:15.331	24	1:13.220	1:14.993
			71	1:01.632	1:14.871	71	1:06.295	1:15.701	71	1:10.562	1:15.579			
			87	1:04.229	1:14.782	87	1:07.824	1:14.633	87	1:11.091	1:14.579			

Car No 33 - Stop - Go Penalty - Speeding in Pit Lane

Weather / Track : Sunny / Dry

Thruxton  
Circuit Length = 2.3560 miles  
Start: 14:07 End: 14:48

# Competition Car Insurance Radical UK Cup

## RACE 3 - LAP CHART

Lap 16			Lap 17			Lap 18			Lap 19			Lap 20		
No	Behind	Laptime	No	Behind	Laptime	No	Behind	Laptime	No	Behind	Laptime	No	Behind	Laptime
88		1:13.258	88		1:11.682 P	46		1:11.918 P	46		2:25.250	46		1:15.393
71	1 LAP	1:15.707	26	1 LAP	1:15.549	70	2.970	1:11.421 P	70	3.201	2:25.481	70	1.963	1:14.155
87	1 LAP	1:15.700	24	1 LAP	1:15.590 P	85	1 LAP	2:12.214	7	4.713	2:22.658	7	4.087	1:14.767
15	1 LAP	1:17.189	87	1 LAP	1:14.697 P	7	7.305	1:12.033 P	85	8.646	1:13.744	85	6.858	1:13.605
46	40.201	1:12.906	71	1 LAP	1:15.956	61	1 LAP	2:30.480	88	16.467	1:12.951	88	13.694	1:12.620
70	43.573	1:13.017	15	1 LAP	1:14.530 P	14	21.635	1:12.963 P	61	18.181	1:12.772	61	15.751	1:12.963
7	46.885	1:13.589	46	41.407	1:12.888	1	1 LAP	2:32.272	1	25.804	1:13.934	1	24.336	1:13.925
53	2 LAPS	1:22.968 P	70	44.874	1:12.983	87	1 LAP	2:17.138	14	30.286	2:33.901	14	30.843	1:15.950
61	52.310	1:13.219 P	7	48.597	1:13.394	53	3 LAPS	2:46.384	87	33.659	1:15.926	87	33.330	1:15.064
1	55.307	1:13.356 P	14	1:01.997	1:11.487	33	1 LAP	2:28.119	71	35.978	2:20.354	71	36.479	1:15.894
85	59.336	1:13.275 P	26	1:16.301	1:13.887 P	24	1 LAP	2:27.435	33	42.666	1:16.678	33	43.146	1:15.873
14	1:02.192	1:11.590	71	1:20.764	1:15.389	71	40.874	1:13.435 P	53	2 LAPS	1:19.632	26	49.602	1:15.878
33	1:10.402	1:13.370 P				15	1 LAP	2:18.072	26	49.117	1:15.843	53	2 LAPS	1:20.933
						85	1:20.152	1:13.609	24	50.207	1:18.596	24	54.127	1:19.313
						88	1:28.766	3:22.091	15	55.802	1:15.896	15	55.843	1:15.434

Car No 33 - Stop - Go Penalty - Speeding in Pit Lane

Weather / Track : Sunny / Dry

Thruxton  
Circuit Length = 2.3560 miles  
Start: 14:07 End: 14:48

# Competition Car Insurance Radical UK Cup

## RACE 3 - LAP CHART

Lap 21			Lap 22			Lap 23			Lap 24			Lap 25		
No	Behind	Laptime	No	Behind	Laptime	No	Behind	Laptime	No	Behind	Laptime	No	Behind	Laptime
70		1:15.268	70		1:15.604	70		1:15.536	70		1:15.503	88		1:13.200
46	0.064	1:17.295	46	0.972	1:16.512	46	1.155	1:15.719	88	0.096	1:14.030	85	2.243	1:14.800
7	1.332	1:14.476	85	1.850	1:14.041	85	1.211	1:14.897	85	0.739	1:15.031	70	3.194	1:16.490
85	3.413	1:13.786	7	2.136	1:16.408	88	1.569	1:12.035	46	1.781	1:16.129	46	3.803	1:15.318
88	8.532	1:12.069	88	5.070	1:12.142	7	2.670	1:16.070	7	2.415	1:15.248	7	4.286	1:15.167
61	11.475	1:12.955	61	9.074	1:13.203	61	7.213	1:13.675	61	4.910	1:13.200	61	4.719	1:13.105
1	20.960	1:13.855	1	19.844	1:14.488	1	18.359	1:14.051	1	17.162	1:14.306	1	17.888	1:14.022
14	28.699	1:15.087	14	27.943	1:14.848	14	27.838	1:15.431	14	27.297	1:14.962	14	28.504	1:14.503
87	30.347	1:14.248	87	29.701	1:14.958	87	29.443	1:15.278	87	28.934	1:14.994	87	30.528	1:14.890
71	34.941	1:15.693	71	35.057	1:15.720	71	34.619	1:15.098	71	34.044	1:14.928	71	35.588	1:14.840
33	41.439	1:15.524	33	41.965	1:16.130 P	26	49.156	1:17.419	26	49.775	1:16.122	26	52.445	1:15.966
26	47.674	1:15.303	26	47.273	1:15.203	15	56.930	1:15.663	15	57.300	1:15.873	15	1:01.154	1:17.150
24	55.464	1:18.568	15	56.803	1:16.591	24	1:00.223	1:17.616	33	1:02.117	1:16.888	33	1:04.716	1:15.895
15	55.816	1:17.204	24	58.143	1:18.283	33	1:00.732	1:34.303	24	1:02.977	1:18.257	24	1:05.552	1:15.871
53	2 LAPS	1:22.902	53	2 LAPS	1:20.348	53	2 LAPS	1:20.349	53	2 LAPS	1:20.189			

Car No 33 - Stop - Go Penalty - Speeding in Pit Lane

Weather / Track : Sunny / Dry

Thruxton  
Circuit Length = 2.3560 miles  
Start: 14:07 End: 14:48

# Competition Car Insurance Radical UK Cup

## RACE 3 - LAP CHART

Lap 26			Lap 27			Lap 28			Lap 29			Lap 30		
No	Behind	Laptime	No	Behind	Laptime	No	Behind	Laptime	No	Behind	Laptime	No	Behind	Laptime
88		1:12.808	88		1:12.623	88		1:13.434	88		1:13.222	88		1:13.621
85	4.559	1:15.124	85	5.859	1:13.923	85	6.605	1:14.180	24	1 LAP	1:18.459	33	1 LAP	1:16.474
70	6.027	1:15.641	70	8.158	1:14.754	70	9.384	1:14.660	85	7.725	1:14.342	24	1 LAP	1:17.445
46	6.726	1:15.731	61	9.493	1:14.645	61	10.386	1:14.327	61	10.692	1:13.528	85	8.425	1:14.321
61	7.471	1:15.560	46	10.052	1:15.949	46	12.044	1:15.426	70	11.283	1:15.121	61	10.060	1:12.989
7	10.531	1:19.053	7	13.341	1:15.433	7	14.202	1:14.295	46	13.964	1:15.142	70	12.240	1:14.578
53	3 LAPS	1:25.732	53	3 LAPS	1:20.034	1	24.457	1:15.147	7	15.759	1:14.779	46	14.777	1:14.434
1	19.104	1:14.024	1	22.744	1:16.263	53	3 LAPS	1:21.304	1	25.320	1:14.085	1	26.435	1:14.736
14	30.274	1:14.578	14	32.938	1:15.287	14	34.269	1:14.765	53	3 LAPS	1:20.072	7	33.388	1:31.250
87	32.420	1:14.700	87	34.673	1:14.876	87	36.567	1:15.328	14	36.030	1:14.983	14	37.620	1:15.211
71	37.481	1:14.701	71	40.358	1:15.500	71	42.447	1:15.523	87	38.391	1:15.046	87	40.622	1:15.852
26	55.386	1:15.749	26	58.554	1:15.791	26	1:00.926	1:15.806	71	44.391	1:15.166	71	46.501	1:15.731
15	1:04.652	1:16.306	15	1:07.522	1:15.493	15	1:09.213	1:15.125	26	1:03.327	1:15.623	26	1:05.804	1:16.098
33	1:07.519	1:15.611	33	1:10.047	1:15.151	33	1:11.928	1:15.315	15	1:10.985	1:14.994			
24	1:09.189	1:16.445	24	1:12.714	1:16.148									

Car No 33 - Stop - Go Penalty - Speeding in Pit Lane

Weather / Track : Sunny / Dry

Thruxton  
Circuit Length = 2.3560 miles  
Start: 14:07 End: 14:48

**Competition Car Insurance Radical UK Cup**  
**RACE 3 - LAP CHART**

Lap 31			Lap 32		
No	Behind	Laptime	No	Behind	Laptime
88		1:13.024	88		1:13.511
15	1 LAP	1:15.734	15	1 LAP	1:16.455
33	1 LAP	1:16.768	33	1 LAP	1:15.500
85	10.303	1:14.902	61	10.980	1:13.005
61	11.486	1:14.450	85	12.320	1:15.528
24	1 LAP	1:18.716	24	1 LAP	1:16.682
70	15.831	1:16.615	70	17.654	1:15.334
46	17.023	1:15.270	46	18.448	1:14.936
1	28.649	1:15.238	1	29.890	1:14.752
7	35.934	1:15.570	7	37.265	1:14.842
14	38.284	1:13.688	14	39.130	1:14.357
87	41.827	1:14.229	87	42.554	1:14.238
71	50.244	1:16.767	71	51.990	1:15.257
26	1:08.430	1:15.650	26	1:11.299	1:16.380


**Car No 33 - Stop - Go Penalty - Speeding in Pit Lane**

**Weather / Track : Sunny / Dry**

Thrupton  
 Circuit Length = 2.3560 miles  
 Start: 14:07 End: 14:48

# Competition Car Insurance Radical UK Cup

## RACE 15 - GRID

ROW 8	1:18.447 53 WILKINS-LORD	
ROW 7	1:15.822 15 Richard CARVER	1:16.140 87 SUOMINEN-GATTI
ROW 6	1:15.162 33 CURRIE-FLUX	1:15.396 24 HILLABY-BILEY
ROW 5	1:14.349 70 THORBURN-WHELDON	1:14.889 26 FERGUSON-FERGUSON
ROW 4	1:14.132 71 ABBOTT-ABBOTT	1:14.290 46 OSBORNE-KAPADIA
ROW 3	1:12.902 85 Ross ALLEN	1:13.595 7 SMITHSON-MOSELEY
ROW 2	1:12.624 1 Derek JOHNSTON	1:12.850 14 BROMILEY-BALFE
ROW 1	1:10.412 88 WOODWARD-KAISER	1:11.757 61 Manhal ALLOS
<b>Pole</b>		
		

Thrupton  
Circuit Length = 2.3560 miles

**These results are provisional until the conclusion of any judicial and technical matters.**

Clerk of Course :		Timekeeper :
-------------------	--	--------------

# Competition Car Insurance Radical UK Cup

## RACE 15 - CLASSIFICATION

POS	NO	CL	NAME	ENTRY	LAPS	TIME	GAP	DIFF	MPH	BEST	ON
1	88	M	WOODWARD-KAISER	Radical SR8	33	41:01.269			113.71	1:09.931	23
2	61	M	Manhal ALLOS	Radical SR8	33	41:42.192	40.923	40.923	111.85	1:12.839	18
3	85	S	Ross ALLEN	Radical SR3	33	41:56.157	54.888	13.965	111.23	1:13.387	25
4	14	M	BROMILEY-BALFE	Radical SR8	33	42:01.658	1:00.389	5.501	110.99	1:12.393	20
5	7	S	SMITHSON-MOSELEY	Radical SR3	33	42:04.413	1:03.144	2.755	110.87	1:13.023	25
6	70	S	THORBURN-WHELDON	Radical SR3	33	42:07.680	1:06.411	3.267	110.73	1:12.480	29
7	33	S	CURRIE-FLUX	Radical SR3	32	41:26.145	1 lap	1 lap	109.16	1:14.406	25
8	71	S	ABBOTT-ABBOTT	Radical SR3	32	41:32.641	1 lap	6.496	108.88	1:14.603	25
9	46	S	OSBORNE-KAPADIA	Radical SR3	32	41:36.506	1 lap	3.865	108.71	1:14.846	11
10	26	S	FERGUSON-FERGUSON	Radical SR3	32	41:40.930	1 lap	4.424	108.52	1:13.985	23
11	87	S	SUOMINEN-GATTI	Radical SR3	32	41:54.091	1 lap	13.161	107.95	1:14.270	5
12	1	M	Derek JOHNSTON	Radical SR8	30	41:18.175	3 laps	2 laps	102.67	1:13.981	2
13	53	M	LORD-WILKINS	Radical SR8	29	41:02.618	4 laps	1 lap	99.87	1:18.213	3
NOT CLASSIFIED											
DNC	24	S	BILEY-HILLABY	Radical SR3	16	24:25.146	17 laps	13 laps	92.62	1:14.815	11
FASTEST LAP											
88	M	WOODWARD-KAISER	Radical SR8	23	1:09.931	121.28 mph	195.18 kph				
70	S	THORBURN-WHELDON	Radical SR3	29	1:12.480	117.01 mph	188.32 kph				

Weather / Track : Bright / Dry  
 These results are provisional until the conclusion of any judicial and technical matters.

Thruxton  
 Circuit Length = 2.3560 miles  
 Start: 14:45 End: 15:27

Clerk of Course :	Timekeeper :
-------------------	--------------



**Competition Car Insurance Radical UK Cup**  
**RACE 15 - LAP CHART**

Lap 1			Lap 2			Lap 3			Lap 4			Lap 5		
No	Behind	Laptime	No	Behind	Laptime	No	Behind	Laptime	No	Behind	Laptime	No	Behind	Laptime
88		1:13.401	88		1:11.933	88		1:11.740	88		1:11.697	88		1:12.158
61	1.757	1:15.158	61	2.668	1:12.844	61	3.859	1:12.931	61	5.347	1:13.185	61	6.493	1:13.304
1	3.443	1:16.844	1	5.491	1:13.981	1	8.809	1:15.058	1	12.656	1:15.544	1	16.124	1:15.626
14	4.480	1:17.881	14	7.227	1:14.680	14	9.851	1:14.364	14	12.996	1:14.842	14	16.338	1:15.500
85	7.329	1:20.730	85	10.578	1:15.182	85	14.130	1:15.292	85	17.457	1:15.024	85	19.797	1:14.498
7	8.048	1:21.449	7	11.270	1:15.155	7	14.998	1:15.468	7	18.381	1:15.080	7	20.886	1:14.663
71	8.943	1:22.344	71	12.618	1:15.608	71	16.285	1:15.407	71	19.558	1:14.970	71	22.509	1:15.109
46	9.453	1:22.854	46	13.287	1:15.767	87	18.359	1:15.301	87	21.244	1:14.582	87	23.356	1:14.270
70	10.253	1:23.654	33	13.678	1:14.953	33	20.049	1:18.111	33	23.647	1:15.295	33	26.057	1:14.568
33	10.658	1:24.059	87	14.798	1:15.593	46	20.238	1:18.691	46	24.401	1:15.860	46	27.745	1:15.502
87	11.138	1:24.539	70	15.378	1:17.058	24	20.367	1:16.308	24	24.833	1:16.163	24	28.135	1:15.460
24	11.603	1:25.004	24	15.799	1:16.129	70	20.966	1:17.328	70	25.341	1:16.072	70	28.894	1:15.711
53	14.178	1:27.579	26	20.565	1:17.992	26	25.772	1:16.947	26	30.388	1:16.313	26	34.705	1:16.475
26	14.506	1:27.907	53	22.242	1:19.997	53	28.715	1:18.213	53	35.823	1:18.805	53	43.109	1:19.444

Weather / Track : Bright / Dry

Thruxton  
 Circuit Length = 2.3560 miles  
 Start: 14:45 End: 15:27

**Competition Car Insurance Radical UK Cup**  
**RACE 15 - LAP CHART**

Lap 6			Lap 7			Lap 8			Lap 9			Lap 10		
No	Behind	Laptime	No	Behind	Laptime	No	Behind	Laptime	No	Behind	Laptime	No	Behind	Laptime
88		1:12.491	88		1:12.579	88		1:12.459	88		1:12.714	88		1:12.974
61	7.055	1:13.053	61	7.358	1:12.882	61	8.074	1:13.175	61	8.668	1:13.308	61	8.736	1:13.042
1	18.537	1:14.904	1	20.521	1:14.563	14	23.664	1:15.408	14	25.616	1:14.666	14	26.575	1:13.933
14	18.891	1:15.044	14	20.715	1:14.403	1	24.509	1:16.447	1	27.085	1:15.290 P	85	31.155	1:14.617
85	21.694	1:14.388	85	23.682	1:14.567	85	25.329	1:14.106	85	29.512	1:16.897	7	32.180	1:15.529
7	23.567	1:15.172	7	25.471	1:14.483	7	27.473	1:14.461	7	29.625	1:14.866	87	34.400	1:14.329
71	25.071	1:15.053	71	27.183	1:14.691	87	30.753	1:15.467	87	33.045	1:15.006	71	36.503	1:15.349
87	25.972	1:15.107	87	27.745	1:14.352	71	31.153	1:16.429	71	34.128	1:15.689	33	37.611	1:15.001
33	28.210	1:14.644	33	30.431	1:14.800	33	32.920	1:14.948	33	35.584	1:15.378	46	41.071	1:15.187
46	30.836	1:15.582	46	33.886	1:15.629	46	36.624	1:15.197	46	38.858	1:14.948	24	42.156	1:14.881
24	31.738	1:16.094	24	34.207	1:15.048	24	37.644	1:15.896	24	40.249	1:15.319	70	43.759	1:15.594
70	32.993	1:16.590	70	34.971	1:14.557	70	38.475	1:15.963	70	41.139	1:15.378	26	49.100	1:15.016
26	38.206	1:15.992	26	41.320	1:15.693	26	44.391	1:15.530	26	47.058	1:15.381			
53	50.829	1:20.211	53	57.560	1:19.310	53	1:04.674	1:19.573	53	1:10.548	1:18.588			

Weather / Track : Bright / Dry

Thruxton  
 Circuit Length = 2.3560 miles  
 Start: 14:45 End: 15:27

# Competition Car Insurance Radical UK Cup

## RACE 15 - LAP CHART

Lap 11			Lap 12			Lap 13			Lap 14			Lap 15		
No	Behind	Laptime	No	Behind	Laptime	No	Behind	Laptime	No	Behind	Laptime	No	Behind	Laptime
88		1:14.756	88		1:12.829	88		1:12.609	88		1:12.466	88		1:12.635
53	1 LAP	1:20.802	61	8.660	1:14.304	61	9.271	1:13.220	61	9.739	1:12.934	61	10.751	1:13.647
61	7.185	1:13.205	53	1 LAP	1:19.147	24	1 LAP	1:54.045 P	53	1 LAP	1:19.049	53	1 LAP	1:18.521
14	25.990	1:14.171	14	27.311	1:14.150	53	1 LAP	1:18.523	14	32.022	1:14.654	14	33.519	1:14.132
85	30.593	1:14.194	85	32.056	1:14.292	14	29.834	1:15.132	85	35.531	1:14.356	85	36.723	1:13.827
7	31.692	1:14.268	7	33.411	1:14.548	85	33.641	1:14.194	7	38.083	1:15.296	7	39.736	1:14.288
87	34.179	1:14.535	87	35.659	1:14.309	7	35.253	1:14.451	87	39.709	1:14.562	87	41.932	1:14.858
71	36.768	1:15.021	71	39.626	1:15.687	87	37.613	1:14.563	24	1 LAP	1:46.653	24	1 LAP	1:16.531
33	38.032	1:15.177	33	40.533	1:15.330	71	42.157	1:15.140	71	46.049	1:16.358	33	49.531	1:15.813
46	41.161	1:14.846	46	44.419	1:16.087	33	42.760	1:14.836	33	46.353	1:16.059	71	50.494	1:17.080
24	42.215	1:14.815	70	46.883	1:15.349	46	47.028	1:15.218	46	49.953	1:15.391	46	52.356	1:15.038
70	44.363	1:15.360	1	1 LAP	1:15.211	70	49.277	1:15.003	70	51.826	1:15.015	70	54.017	1:14.826
1	1 LAP	2:46.387	26	53.836	1:16.058	1	1 LAP	1:15.245	1	1 LAP	1:15.187	1	1 LAP	1:15.572
26	50.607	1:16.263				26	57.733	1:16.506	26	1:00.944	1:15.677	26	1:04.007	1:15.698

Weather / Track : Bright / Dry

Thruxton  
Circuit Length = 2.3560 miles  
Start: 14:45 End: 15:27

# Competition Car Insurance Radical UK Cup

## RACE 15 - LAP CHART

Lap 16			Lap 17			Lap 18			Lap 19			Lap 20		
No	Behind	Laptime	No	Behind	Laptime	No	Behind	Laptime	No	Behind	Laptime	No	Behind	Laptime
88		1:10.985 P	85		1:14.537 P	88		1:10.050	88		1:10.306	88		1:10.206
61	12.400	1:12.634 P	53	1 LAP	1:21.550 P	61	5.855	1:12.839	24	3 LAPS	3:45.649 P	61	11.846	1:13.656
14	36.194	1:13.660 P	87	4.982	1:13.908 P	85	17.249	2:13.446	61	8.396	1:12.847	85	24.013	1:13.463
53	1 LAP	1:20.081	46	16.289	1:13.838 P	87	22.873	2:14.088	85	20.756	1:13.813	7	37.538	1:13.748
85	39.978	1:14.240	1	1 LAP	1:14.327 P	7	29.877	1:14.350	7	33.996	1:14.425	14	39.719	1:12.393
7	41.942	1:13.191 P	88	46.147	2:40.662	46	32.780	2:12.688	14	37.532	1:14.775	87	44.337	1:16.170
87	45.589	1:14.642	61	49.213	2:31.328	14	33.063	1:13.060	87	38.373	1:25.806	70	48.526	1:14.158
33	53.712	1:15.166 P	7	1:11.724	2:24.297	70	42.050	1:13.280	46	39.714	1:17.240	71	54.889	1:16.803
71	54.466	1:14.957 P	14	1:16.200	2:34.521	71	43.669	1:15.787	70	44.574	1:12.830	33	55.209	1:16.670
70	56.103	1:13.071 P	71	1:24.079	2:24.128	33	44.083	1:15.064	71	48.292	1:14.929	46	1:00.199	1:30.691
46	56.966	1:15.595	70	1:24.967	2:23.379	53	1 LAP	2:47.240	33	48.745	1:14.968			
1	1 LAP	1:17.807	33	1:25.216	2:26.019	1	1 LAP	2:33.160	1	1 LAP	1:16.905			
26	1:08.819	1:15.797 P	26	1:43.759	2:29.455	26	1:02.700	1:15.138	26	1:07.412	1:15.018			
24	1 LAP	1:41.151 P							53	1 LAP	1:24.946			

Weather / Track : Bright / Dry

Thruxton  
Circuit Length = 2.3560 miles  
Start: 14:45 End: 15:27

# Competition Car Insurance Radical UK Cup

## RACE 15 - LAP CHART

Lap 21			Lap 22			Lap 23			Lap 24			Lap 25		
No	Behind	Laptime	No	Behind	Laptime	No	Behind	Laptime	No	Behind	Laptime	No	Behind	Laptime
88		1:11.425	88		1:10.365	88		1:09.931	88		1:10.760	88		1:10.832
26	1 LAP	1:15.346	26	1 LAP	1:14.706	26	1 LAP	1:14.225	46	1 LAP	1:15.425	33	1 LAP	1:14.475
1	2 LAPS	1:16.996	1	2 LAPS	1:16.266	1	2 LAPS	1:14.895 P	26	1 LAP	1:13.985	71	1 LAP	1:15.330
53	2 LAPS	1:23.653	61	17.539	1:13.971	61	21.000	1:13.392	61	23.375	1:13.135	87	1 LAP	1:32.847
61	13.933	1:13.512	53	2 LAPS	1:25.545	85	33.412	1:13.799	85	36.121	1:13.469	46	1 LAP	1:15.849
85	26.222	1:13.634	85	29.544	1:13.687	53	2 LAPS	1:24.759	14	48.609	1:13.143	26	1 LAP	1:14.311
7	39.595	1:13.482	7	42.549	1:13.319	7	46.144	1:13.526	7	50.080	1:14.696	61	26.080	1:13.537
14	41.073	1:12.779	14	43.256	1:12.548	14	46.226	1:12.901	53	2 LAPS	1:24.209	85	38.676	1:13.387
87	47.965	1:15.053	87	52.009	1:14.409	70	56.035	1:13.308	70	57.979	1:12.704	14	50.845	1:13.068
70	49.838	1:12.737	70	52.658	1:13.185	87	56.196	1:14.118 P	1	2 LAPS	2:02.874	7	52.271	1:13.023
71	58.728	1:15.264	71	1:03.761	1:15.398	33	1:08.944	1:14.838				70	1:00.018	1:12.871
33	58.875	1:15.091	33	1:04.037	1:15.527	71	1:09.455	1:15.625				1	2 LAPS	1:14.861
46	1:03.844	1:15.070	46	1:08.759	1:15.280							53	2 LAPS	1:25.136

Weather / Track : Bright / Dry

Thrupton  
Circuit Length = 2.3560 miles  
Start: 14:45 End: 15:27

# Competition Car Insurance Radical UK Cup

## RACE 15 - LAP CHART

Lap 26			Lap 27			Lap 28			Lap 29			Lap 30		
No	Behind	Laptime	No	Behind	Laptime	No	Behind	Laptime	No	Behind	Laptime	No	Behind	Laptime
88		1:10.643	88		1:11.381	88		1:11.703	88		1:11.638	88		1:11.961
33	1 LAP	1:14.406	1	3 LAPS	1:17.260	1	3 LAPS	1:14.638	1	3 LAPS	1:14.621	1	3 LAPS	1:14.409
71	1 LAP	1:14.603	33	1 LAP	1:14.983	33	1 LAP	1:15.172	33	1 LAP	1:15.125	33	1 LAP	1:14.812
87	1 LAP	1:14.618	71	1 LAP	1:16.764	71	1 LAP	1:15.405	71	1 LAP	1:15.515	71	1 LAP	1:15.444
46	1 LAP	1:14.887	53	3 LAPS	1:25.601	87	1 LAP	1:13.220 P	46	1 LAP	1:15.537	46	1 LAP	1:15.073
26	1 LAP	1:14.066	87	1 LAP	1:15.229	46	1 LAP	1:15.466	26	1 LAP	1:15.396	26	1 LAP	1:14.779
61	29.114	1:13.677	46	1 LAP	1:15.337	53	3 LAPS	1:24.756	61	36.204	1:13.931	61	38.042	1:13.799
85	41.744	1:13.711	26	1 LAP	1:15.560	26	1 LAP	1:14.915	87	1 LAP	1:35.700	87	1 LAP	1:15.371
14	52.819	1:12.617	61	31.365	1:13.632	61	33.911	1:14.249	53	3 LAPS	1:27.027	85	50.065	1:14.163
7	54.766	1:13.138	85	44.118	1:13.755	85	46.004	1:13.589	85	47.863	1:13.497	53	3 LAPS	1:23.576
70	1:02.560	1:13.185	14	54.288	1:12.850	14	55.794	1:13.209	14	57.322	1:13.166	14	58.874	1:13.513
			7	56.785	1:13.400	7	58.255	1:13.173	7	1:00.061	1:13.444	7	1:01.444	1:13.344
			70	1:03.961	1:12.782	70	1:05.058	1:12.800	70	1:05.900	1:12.480	70	1:06.684	1:12.745

Weather / Track : Bright / Dry

Thruxton  
Circuit Length = 2.3560 miles  
Start: 14:45 End: 15:27

**Competition Car Insurance Radical UK Cup**  
**RACE 15 - LAP CHART**

Lap 31			Lap 32			Lap 33		
No	Behind	Laptime	No	Behind	Laptime	No	Behind	Laptime
88		1:12.133	88		1:13.405	88		1:13.442
1	3 LAPS	1:14.162	1	3 LAPS	1:14.381	53	4 LAPS	1:22.603
33	1 LAP	1:14.788	33	1 LAP	1:14.838	1	3 LAPS	1:14.754
71	1 LAP	1:15.476	71	1 LAP	1:15.725	33	1 LAP	1:15.231
46	1 LAP	1:15.208	46	1 LAP	1:15.432	71	1 LAP	1:15.553
26	1 LAP	1:14.934	26	1 LAP	1:14.709	46	1 LAP	1:16.093
61	39.343	1:13.434	61	40.202	1:14.264	26	1 LAP	1:15.142
87	1 LAP	1:15.152	87	1 LAP	1:16.459	61	40.923	1:14.163
85	51.852	1:13.920	85	52.668	1:14.221	87	1 LAP	1:15.928
14	1:00.884	1:14.143	14	1:00.483	1:13.004	85	54.888	1:15.662
7	1:03.262	1:13.951	7	1:03.394	1:13.537	14	1:00.389	1:13.348
53	3 LAPS	1:24.174	70	1:07.288	1:13.457	7	1:03.144	1:13.192
70	1:07.236	1:12.685				70	1:06.411	1:12.565

Weather / Track : Bright / Dry

Thruxton  
 Circuit Length = 2.3560 miles  
 Start: 14:45 End: 15:27

# Competition Car Insurance Radical UK Cup

## COMBINED QUALIFYING CLASSIFICATION

POS	NO	CL	NAME	ENTRY	FIRST		SECOND		GAP	DIFF
					TIME	LAPS	TIME	LAPS		
1	88	M	WOODWARD-KAISER	Radical SR8	1:09.175	5	1:10.412	8		
2	14	M	BROMILEY-BALFE	Radical SR8	1:09.962	9	1:12.850	9	0.787	0.787
3	61	M	Manhal ALLOS	Radical SR8	1:10.779	7	1:11.757	10	1.604	0.817
4	7	S	SMITHSON-MOSELEY	Radical SR3	1:11.943	9	1:13.595	10	2.768	1.164
5	46	S	OSBORNE-KAPADIA	Radical SR3	1:12.070	11	1:14.290	10	2.895	0.127
6	70	S	THORBURN-WHELDON	Radical SR3	1:12.167	10	1:14.349	10	2.992	0.097
7	1	M	Derek JOHNSTON	Radical SR8	1:12.382	10	1:12.624	8	3.207	0.215
8	85	S	Ross ALLEN	Radical SR3	1:12.852	11	1:12.902	7	3.677	0.470
9	26	S	FERGUSON-FERGUSON	Radical SR3	1:13.231	10	1:14.889	9	4.056	0.379
10	24	S	HILLABY-BILEY	Radical SR3	1:14.080	10	1:15.396	10	4.905	0.849
11	71	S	ABBOTT-ABBOTT	Radical SR3	1:14.143	10	1:14.132	11	4.957	0.052
12	87	S	SUOMINEN-GATTI	Radical SR3	1:14.620	7	1:16.140	2	5.445	0.488
13	33	S	CURRIE-FLUX	Radical SR3	1:14.982	8	1:15.162	10	5.807	0.362
14	15	S	Richard CARVER	Radical SR3	1:15.519	9	1:15.822	7	6.344	0.537
15	53	M	WILKINS-LORD	Radical SR8	1:25.546	8	1:18.447	10	9.272	2.928

Ross Kaiser completed 3 laps in Car No 1.

Weather / Track : Sunny / Dry

These results are provisional until the conclusion of any judicial and technical matters.

Thruxton

Circuit Length = 2.3560 miles

Start: 10:08 End: 10:23

Clerk of Course :		Timekeeper :
-------------------	--	--------------



# Competition Car Insurance Radical UK Cup

## QUALIFYING - RACE 3 - LAP ANALYSIS

<b>1</b>	<b>Derek JOHNSTON</b>		M Radical SR8				
1 -	1:32.563	+ 20.181	9:54:04.231	6 -	1:26.470	+ 14.088	10:00:25.496
2 -	1:15.990	+ 3.608	9:55:20.221	7 -	1:13.602	+ 1.220	10:01:39.098
3 -	1:13.013	+ 0.631	9:56:33.234	8 -	<b>1:12.382</b>		<b>10:02:51.480</b>
4 -	1:12.922	+ 0.540	9:57:46.156	9 -	1:12.389	+ 0.007	10:04:03.869
5 -	1:12.870	+ 0.488	9:58:59.026	10 -	1:13.359	+ 0.977	10:05:17.228
<b>7</b>	<b>SMITHSON-MOSELEY</b>		S Radical SR3				
1 -	1:44.346	+ 32.403	9:54:10.810	6 -	1:12.321	+ 0.378	10:01:31.569
2 -	1:26.405	+ 14.462	9:55:37.215	7 -	1:12.085	+ 0.142	10:02:43.654
3 -	1:21.374 P	+ 9.431	9:56:58.589	8 -	<b>1:11.943</b>		<b>10:03:55.597</b>
4 -	2:08.168	+ 56.225	9:59:06.757	9 -	1:25.227	+ 13.284	10:05:20.824
5 -	1:12.491	+ 0.548	10:00:19.248				
<b>14</b>	<b>BROMILEY-BALFE</b>		M Radical SR8				
1 -	1:28.074	+ 18.112	9:53:29.604	6 -	1:19.818 P	+ 9.856	9:59:45.079
2 -	1:16.165	+ 6.203	9:54:45.769	7 -	3:25.952	+ 2:15.990	10:03:11.031
3 -	1:10.720	+ 0.758	9:55:56.489	8 -	1:10.023	+ 0.061	10:04:21.054
4 -	1:18.457	+ 8.495	9:57:14.946	9 -	<b>1:09.962</b>		<b>10:05:31.016</b>
5 -	1:10.315	+ 0.353	9:58:25.261				
<b>15</b>	<b>Richard CARVER</b>		S Radical SR3				
1 -	1:42.695	+ 27.176	9:54:18.277	6 -	1:22.606	+ 7.087	10:01:12.245
2 -	1:29.125	+ 13.606	9:55:47.402	7 -	1:16.529	+ 1.010	10:02:28.774
3 -	1:17.917	+ 2.398	9:57:05.319	8 -	1:15.568	+ 0.049	10:03:44.342
4 -	1:15.911	+ 0.392	9:58:21.230	9 -	<b>1:15.519</b>		<b>10:04:59.861</b>
5 -	1:28.409	+ 12.890	9:59:49.639				
<b>24</b>	<b>BILEY-HILLABY</b>		S Radical SR3				
1 -	1:26.687	+ 12.607	9:53:39.535	6 -	1:14.124	+ 0.044	9:59:55.991
2 -	1:19.002	+ 4.922	9:54:58.537	7 -	1:14.459	+ 0.379	10:01:10.450
3 -	1:15.047	+ 0.967	9:56:13.584	8 -	1:15.147	+ 1.067	10:02:25.597
4 -	<b>1:14.080</b>		<b>9:57:27.664</b>	9 -	1:14.458	+ 0.378	10:03:40.055
5 -	1:14.203	+ 0.123	9:58:41.867	10 -	1:15.640	+ 1.560	10:04:55.695
<b>26</b>	<b>FERGUSON-FERGUSON</b>		S Radical SR3				
1 -	1:32.613	+ 19.382	9:53:30.739	6 -	1:14.232	+ 1.001	9:59:46.061
2 -	1:18.138	+ 4.907	9:54:48.877	7 -	1:13.632	+ 0.401	10:00:59.693
3 -	1:15.070	+ 1.839	9:56:03.947	8 -	1:14.035	+ 0.804	10:02:13.728
4 -	1:13.835	+ 0.604	9:57:17.782	9 -	<b>1:13.231</b>		<b>10:03:26.959</b>
5 -	1:14.047	+ 0.816	9:58:31.829	10 -	1:31.902 P	+ 18.671	10:04:58.861
<b>33</b>	<b>CURRIE-FLUX</b>		S Radical SR3				
1 -	1:40.640	+ 25.658	9:54:11.316	5 -	<b>1:14.982</b>		<b>10:00:59.185</b>
2 -	1:24.788	+ 9.806	9:55:36.104	6 -	1:19.454	+ 4.472	10:02:18.639
3 -	1:21.016 P	+ 6.034	9:56:57.120	7 -	1:15.438	+ 0.456	10:03:34.077
4 -	2:47.083	+ 1:32.101	9:59:44.203	8 -	1:30.574 P	+ 15.592	10:05:04.651
<b>46</b>	<b>OSBORNE-KAPADIA</b>		S Radical SR3				
1 -	1:29.582	+ 17.512	9:53:23.193	7 -	1:12.256	+ 0.186	10:00:47.316
2 -	1:15.328	+ 3.258	9:54:38.521	8 -	<b>1:12.070</b>		<b>10:01:59.386</b>
3 -	1:13.091	+ 1.021	9:55:51.612	9 -	1:13.870	+ 1.800	10:03:13.256
4 -	1:18.403	+ 6.333	9:57:10.015	10 -	1:16.121	+ 4.051	10:04:29.377
5 -	1:12.503	+ 0.433	9:58:22.518	11 -	1:12.187	+ 0.117	10:05:41.564
6 -	1:12.542	+ 0.472	9:59:35.060				
<b>53</b>	<b>LORD-WILKINS</b>		M Radical SR8				
1 -	1:59.473	+ 33.927	9:54:07.190	5 -	1:26.477	+ 0.931	10:00:23.084
2 -	1:48.187	+ 22.641	9:55:55.377	6 -	1:25.559	+ 0.013	10:01:48.643
3 -	1:34.919	+ 9.373	9:57:30.296	7 -	1:25.803	+ 0.257	10:03:14.446
4 -	1:26.311	+ 0.765	9:58:56.607	8 -	<b>1:25.546</b>		<b>10:04:39.992</b>

Weather / Track : Sunny / Dry

Thruxton  
Circuit Length = 2.3560 miles  
Start: 09:51 End: 10:06

Competition Car Insurance Radical UK Cup  
**QUALIFYING - RACE 3 - LAP ANALYSIS**

<b>61</b>	<b>Manhal ALLOS</b>		M Radical SR8				
1 -	1:25.576	+ 14.797	9:55:05.461	5 -	3:18.060	+ 2:07.281	10:03:22.097
2 -	1:26.073 P	+ 15.294	9:56:31.534	6 -	1:12.728	+ 1.949	10:04:34.825
3 -	2:21.724	+ 1:10.945	9:58:53.258	7 -	1:23.406 P	+ 12.627	10:05:58.231
4 -	<b>1:10.779</b>		<b>10:00:04.037</b>				
<b>70</b>	<b>THORBURN-WHELDON</b>		S Radical SR3				
1 -	1:23.861	+ 11.694	9:53:33.980	6 -	1:14.318	+ 2.151	9:59:42.804
2 -	1:14.060	+ 1.893	9:54:48.040	7 -	1:12.428	+ 0.261	10:00:55.232
3 -	1:13.066	+ 0.899	9:56:01.106	8 -	1:12.300	+ 0.133	10:02:07.532
4 -	1:14.687	+ 2.520	9:57:15.793	9 -	<b>1:12.167</b>		<b>10:03:19.699</b>
5 -	1:12.693	+ 0.526	9:58:28.486	10 -	1:27.086	+ 14.919	10:04:46.785
<b>71</b>	<b>ABBOTT-ABBOTT</b>		S Radical SR3				
1 -	1:37.085	+ 22.942	9:54:06.265	6 -	1:18.116	+ 3.973	10:00:27.779
2 -	1:19.499	+ 5.356	9:55:25.764	7 -	1:16.152	+ 2.009	10:01:43.931
3 -	1:15.127	+ 0.984	9:56:40.891	8 -	1:14.620	+ 0.477	10:02:58.551
4 -	1:14.629	+ 0.486	9:57:55.520	9 -	1:14.376	+ 0.233	10:04:12.927
5 -	<b>1:14.143</b>		<b>9:59:09.663</b>	10 -	1:14.690	+ 0.547	10:05:27.617
<b>85</b>	<b>Ross ALLEN</b>		S Radical SR3				
1 -	1:28.369	+ 15.517	9:53:24.112	7 -	1:13.003	+ 0.151	10:00:49.446
2 -	1:16.432	+ 3.580	9:54:40.544	8 -	1:13.529	+ 0.677	10:02:02.975
3 -	1:14.455	+ 1.603	9:55:54.999	9 -	1:13.210	+ 0.358	10:03:16.185
4 -	1:13.598	+ 0.746	9:57:08.597	10 -	1:14.295	+ 1.443	10:04:30.480
5 -	1:14.274	+ 1.422	9:58:22.871	11 -	<b>1:12.852</b>		<b>10:05:43.332</b>
6 -	1:13.572	+ 0.720	9:59:36.443				
<b>87</b>	<b>SUOMINEN-GATTI</b>		S Radical SR3				
1 -	1:35.151	+ 20.531	9:54:16.025	5 -	<b>1:14.620</b>		<b>9:59:32.227</b>
2 -	1:28.295	+ 13.675	9:55:44.320	6 -	1:14.806	+ 0.186	10:00:47.033
3 -	1:17.768	+ 3.148	9:57:02.088	7 -	2:49.921 P	+ 1:35.301	10:03:36.954
4 -	1:15.519	+ 0.899	9:58:17.607				
<b>88</b>	<b>WOODWARD-KAISER</b>		M Radical SR8				
1 -	1:31.707	+ 22.532	9:53:47.734	4 -	<b>1:09.175</b>		<b>9:57:29.782</b>
2 -	1:21.811	+ 12.636	9:55:09.545	5 -	1:14.057 P	+ 4.882	9:58:43.839
3 -	1:11.062	+ 1.887	9:56:20.607				

Weather / Track : Sunny / Dry

Thruxton  
 Circuit Length = 2.3560 miles  
 Start: 09:51 End: 10:06

# Competition Car Insurance Radical UK Cup

## QUALIFYING - RACE 15 - LAP ANALYSIS

<b>1</b>	<b>Derek JOHNSTON</b>		M Radical SR8			
1 -	1:14.703	+ 2.079	10:11:40.428	5 -	<b>1:12.624</b>	<b>10:16:36.139</b>
2 -	1:13.789	+ 1.165	10:12:54.217	6 -	1:12.996	+ 0.372
3 -	1:15.787	+ 3.163	10:14:10.004	7 -	1:13.879 P	+ 1.255
4 -	1:13.511	+ 0.887	10:15:23.515	8 -	2:38.794	+ 1:26.170
<b>7</b>	<b>Mark SMITHSON</b>		S Radical SR3			
1 -	1:21.499	+ 7.904	10:11:14.650	6 -	1:15.378	+ 1.783
2 -	1:16.820	+ 3.225	10:12:31.470	7 -	1:14.505	+ 0.910
3 -	1:14.182	+ 0.587	10:13:45.652	8 -	1:15.281	+ 1.686
4 -	<b>1:13.595</b>		<b>10:14:59.247</b>	9 -	1:13.862	+ 0.267
5 -	1:16.622	+ 3.027	10:16:15.869	10 -	1:14.699	+ 1.104
<b>14</b>	<b>Roger BROMLEY</b>		M Radical SR8			
1 -	1:29.696	+ 16.846	10:10:41.437	6 -	1:14.912 P	+ 2.062
2 -	1:18.464	+ 5.614	10:11:59.901	7 -	2:37.049	+ 1:24.199
3 -	1:14.838	+ 1.988	10:13:14.739	8 -	1:13.462	+ 0.612
4 -	1:14.664	+ 1.814	10:14:29.403	9 -	<b>1:12.850</b>	
5 -	1:13.979	+ 1.129	10:15:43.382			<b>10:22:01.655</b>
<b>15</b>	<b>Richard CARVER</b>		S Radical SR3			
1 -	1:21.663	+ 5.841	10:10:23.565	5 -	1:18.134	+ 2.312
2 -	<b>1:15.822</b>		<b>10:11:39.387</b>	6 -	1:16.119	+ 0.297
3 -	1:23.909	+ 8.087	10:13:03.296	7 -	1:30.105 P	+ 14.283
4 -	1:16.297	+ 0.475	10:14:19.593			
<b>24</b>	<b>Chris BILEY</b>		S Radical SR3			
1 -	1:23.723	+ 8.327	10:10:17.205	6 -	1:16.076	+ 0.680
2 -	1:18.150	+ 2.754	10:11:35.355	7 -	1:16.140	+ 0.744
3 -	1:17.142	+ 1.746	10:12:52.497	8 -	1:15.799	+ 0.403
4 -	1:18.954	+ 3.558	10:14:11.451	9 -	<b>1:15.396</b>	
5 -	1:15.996	+ 0.600	10:15:27.447	10 -	1:31.068	+ 15.672
<b>26</b>	<b>Andrew FERGUSON</b>		S Radical SR3			
1 -	1:21.116	+ 6.227	10:11:38.044	6 -	<b>1:14.889</b>	
2 -	1:15.094	+ 0.205	10:12:53.138	7 -	1:15.775	+ 0.886
3 -	1:40.974	+ 26.085	10:14:34.112	8 -	1:15.367	+ 0.478
4 -	1:17.099	+ 2.210	10:15:51.211	9 -	1:15.232	+ 0.343
5 -	1:15.691	+ 0.802	10:17:06.902			
<b>33</b>	<b>Craig CURRIE</b>		S Radical SR3			
1 -	1:31.561	+ 16.399	10:10:53.178	6 -	1:15.280	+ 0.118
2 -	1:19.484	+ 4.322	10:12:12.662	7 -	1:15.199	+ 0.037
3 -	1:15.967	+ 0.805	10:13:28.629	8 -	1:15.273	+ 0.111
4 -	1:16.501	+ 1.339	10:14:45.130	9 -	1:15.552	+ 0.390
5 -	1:17.531	+ 2.369	10:16:02.661	10 -	<b>1:15.162</b>	
<b>46</b>	<b>Peter OSBORNE</b>		S Radical SR3			
1 -	1:25.579	+ 11.289	10:11:06.429	6 -	1:14.877	+ 0.587
2 -	1:16.941	+ 2.651	10:12:23.370	7 -	1:26.473	+ 12.183
3 -	1:15.492	+ 1.202	10:13:38.862	8 -	1:17.135	+ 2.845
4 -	1:14.956	+ 0.666	10:14:53.818	9 -	<b>1:14.290</b>	
5 -	1:18.668	+ 4.378	10:16:12.486	10 -	1:18.095	+ 3.805
<b>53</b>	<b>John LORD</b>		M Radical SR8			
1 -	1:28.809	+ 10.362	10:10:42.590	6 -	1:20.090	+ 1.643
2 -	1:20.753	+ 2.306	10:12:03.343	7 -	1:20.161	+ 1.714
3 -	1:20.538	+ 2.091	10:13:23.881	8 -	1:19.481	+ 1.034
4 -	1:21.032	+ 2.585	10:14:44.913	9 -	<b>1:18.447</b>	
5 -	1:20.261	+ 1.814	10:16:05.174	10 -	1:20.716	+ 2.269

Weather / Track : Sunny / Dry

Thrupton  
Circuit Length = 2.3560 miles  
Start: 10:08 End: 10:23

# Competition Car Insurance Radical UK Cup

## QUALIFYING - RACE 15 - LAP ANALYSIS

<b>61</b>	<b>Manhal ALLOS</b>		M Radical SR8				
1 -	1:14.913	+ 3.156	10:10:18.017	6 -	1:12.114	+ 0.357	10:17:28.950
2 -	1:12.961	+ 1.204	10:11:30.978	7 -	1:12.592	+ 0.835	10:18:41.542
3 -	1:12.087	+ 0.330	10:12:43.065	8 -	<b>1:11.757</b>		<b>10:19:53.299</b>
4 -	1:11.988	+ 0.231	10:13:55.053	9 -	1:16.347	+ 4.590	10:21:09.646
5 -	2:21.783	+ 1:10.026	10:16:16.836	10 -	1:12.406	+ 0.649	10:22:22.052
<b>70</b>	<b>David THORBURN</b>		S Radical SR3				
1 -	1:22.455	+ 8.106	10:10:14.757	6 -	<b>1:14.349</b>		<b>10:16:47.574</b>
2 -	1:14.954	+ 0.605	10:11:29.711	7 -	1:14.743	+ 0.394	10:18:02.317
3 -	1:31.416	+ 17.067	10:13:01.127	8 -	1:14.915	+ 0.566	10:19:17.232
4 -	1:14.860	+ 0.511	10:14:15.987	9 -	1:14.998	+ 0.649	10:20:32.230
5 -	1:17.238	+ 2.889	10:15:33.225	10 -	1:15.182	+ 0.833	10:21:47.412
<b>71</b>	<b>Phil ABBOTT</b>		S Radical SR3				
1 -	1:24.226	+ 10.094	10:10:15.683	7 -	1:14.751	+ 0.619	10:17:47.939
2 -	1:16.275	+ 2.143	10:11:31.958	8 -	1:14.489	+ 0.357	10:19:02.428
3 -	1:15.869	+ 1.737	10:12:47.827	9 -	1:14.463	+ 0.331	10:20:16.891
4 -	1:15.049	+ 0.917	10:14:02.876	10 -	1:15.654	+ 1.522	10:21:32.545
5 -	1:15.326	+ 1.194	10:15:18.202	11 -	<b>1:14.132</b>		<b>10:22:46.677</b>
6 -	1:14.986	+ 0.854	10:16:33.188				
<b>85</b>	<b>Ross ALLEN</b>		S Radical SR3				
1 -	1:16.624	+ 3.722	10:10:25.920	5 -	5:33.144	+ 4:20.242	10:19:46.646
2 -	1:13.994	+ 1.092	10:11:39.914	6 -	1:13.746	+ 0.844	10:21:00.392
3 -	1:16.555	+ 3.653	10:12:56.469	7 -	<b>1:12.902</b>		<b>10:22:13.294</b>
4 -	1:17.033 P	+ 4.131	10:14:13.502				
<b>87</b>	<b>Sami SUOMINEN</b>		S Radical SR3				
1 -	1:28.453	+ 12.313	10:21:37.077	2 -	<b>1:16.140</b>		<b>10:22:53.217</b>
<b>88</b>	<b>Terence WOODWARD</b>		M Radical SR8				
1 -	1:25.503	+ 15.091	10:11:01.098	5 -	<b>1:10.412</b>		<b>10:15:49.340</b>
2 -	1:14.022	+ 3.610	10:12:15.120	6 -	1:15.726 P	+ 5.314	10:17:05.066
3 -	1:11.234	+ 0.822	10:13:26.354	7 -	4:08.543	+ 2:58.131	10:21:13.609
4 -	1:12.574	+ 2.162	10:14:38.928	8 -	1:15.379 P	+ 4.967	10:22:28.988

Weather / Track : Sunny / Dry

Thruxton  
Circuit Length = 2.3560 miles  
Start: 10:08 End: 10:23

# Mini Miglia Championship

## QUALIFYING - RACE 4 - CLASSIFICATION

POS	NO	CL	NAME	ENTRY	TIME	ON	LAPS	GAP	DIFF	MPH
1	2		<b>Colin PEACOCK</b>	Mini Miglia	<b>1:29.950</b>	4	10			94.29
2	5		<b>Sarah MUNNS</b>	Mini Miglia	<b>1:30.021</b>	3	9	<b>0.071</b>	0.071	94.21
3	11		<b>Kane ASTIN</b>	Mini Miglia	<b>1:30.136</b>	4	10	<b>0.186</b>	0.115	94.09
4	3		<b>Paul THOMPSON</b>	Mini Miglia	<b>1:30.291</b>	7	9	<b>0.341</b>	0.155	93.93
5	6		<b>Dave DREW</b>	Mini Miglia	<b>1:30.582</b>	3	8	<b>0.632</b>	0.291	93.63
6	53		<b>Niven BURGE</b>	Mini Miglia	<b>1:30.781</b>	4	10	<b>0.831</b>	0.199	93.42
7	4		<b>Mark SIMS</b>	Mini Miglia	<b>1:31.344</b>	3	10	<b>1.394</b>	0.563	92.85
8	44		<b>Paul CLARK</b>	Mini Miglia	<b>1:31.810</b>	7	10	<b>1.860</b>	0.466	92.38
9	21		<b>Aaron SMITH</b>	Mini Miglia	<b>1:32.199</b>	5	10	<b>2.249</b>	0.389	91.99
10	72		<b>Robert HOWARD</b>	Mini Miglia	<b>1:32.290</b>	10	10	<b>2.340</b>	0.091	91.90
11	42		<b>Paul SIMMONDS</b>	Mini Miglia	<b>1:32.296</b>	3	4	<b>2.346</b>	0.006	91.89
12	99		<b>Mark COWAN</b>	Mini Miglia	<b>1:33.318</b>	10	10	<b>3.368</b>	1.022	90.88
13	7		<b>David EDGECOMBE</b>	Mini Miglia	<b>1:33.423</b>	2	9	<b>3.473</b>	0.105	90.78
14	69		<b>Tony LEMAY</b>	Mini Miglia	<b>1:33.560</b>	3	9	<b>3.610</b>	0.137	90.65
15	28		<b>Robert HUMPHREYS</b>	Mini Miglia	<b>1:33.658</b>	7	10	<b>3.708</b>	0.098	90.55
16	26		<b>Owen STINCHCOMBE</b>	Mini Miglia	<b>1:33.789</b>	4	10	<b>3.839</b>	0.131	90.43
17	10		<b>Phil HARVEY</b>	Mini Miglia	<b>1:34.149</b>	4	9	<b>4.199</b>	0.360	90.08

Weather / Track : Sunny / Dry  
 These results are provisional until the conclusion of any judicial and technical matters.

Thruxton  
 Circuit Length = 2.3560 miles  
 Start: 10:27 End: 10:45

Clerk of Course :		Timekeeper :
-------------------	--	--------------

# Mini Miglia Championship

## QUALIFYING - RACE 4 - LAP ANALYSIS

<b>2</b>	<b>Colin PEACOCK</b>		Mini Miglia				
1 -	1:38.169	+ 8.219	10:29:48.215	6 -	1:30.796	+ 0.846	10:37:22.514
2 -	1:32.085	+ 2.135	10:31:20.300	7 -	1:31.732	+ 1.782	10:38:54.246
3 -	1:30.105	+ 0.155	10:32:50.405	8 -	1:31.284	+ 1.334	10:40:25.530
4 -	<b>1:29.950</b>		<b>10:34:20.355</b>	9 -	1:57.570	+ 27.620	10:42:23.100
5 -	1:31.363	+ 1.413	10:35:51.718	10 -	1:31.963	+ 2.013	10:43:55.063
<b>3</b>	<b>Paul THOMPSON</b>		Mini Miglia				
1 -	1:45.347	+ 15.056	10:30:17.693	6 -	1:33.677	+ 3.386	10:37:55.429
2 -	1:31.388	+ 1.097	10:31:49.081	7 -	<b>1:30.291</b>		<b>10:39:25.720</b>
3 -	1:30.542	+ 0.251	10:33:19.623	8 -	1:30.633	+ 0.342	10:40:56.353
4 -	1:30.764	+ 0.473	10:34:50.387	9 -	1:40.228 P	+ 9.937	10:42:36.581
5 -	1:31.365	+ 1.074	10:36:21.752				
<b>4</b>	<b>Mark SIMS</b>		Mini Miglia				
1 -	1:41.261	+ 9.917	10:29:44.821	6 -	1:31.534	+ 0.190	10:37:23.806
2 -	1:32.578	+ 1.234	10:31:17.399	7 -	1:31.518	+ 0.174	10:38:55.324
3 -	<b>1:31.344</b>		<b>10:32:48.743</b>	8 -	1:31.656	+ 0.312	10:40:26.980
4 -	1:32.033	+ 0.689	10:34:20.776	9 -	1:53.078	+ 21.734	10:42:20.058
5 -	1:31.496	+ 0.152	10:35:52.272	10 -	1:35.956	+ 4.612	10:43:56.014
<b>5</b>	<b>Sarah MUNNS</b>		Mini Miglia				
1 -	1:37.157	+ 7.136	10:29:48.754	6 -	3:19.393	+ 1:49.372	10:39:14.311
2 -	1:31.031	+ 1.010	10:31:19.785	7 -	1:31.834	+ 1.813	10:40:46.145
3 -	<b>1:30.021</b>		<b>10:32:49.806</b>	8 -	1:42.508	+ 12.487	10:42:28.653
4 -	1:30.125	+ 0.104	10:34:19.931	9 -	1:31.202	+ 1.181	10:43:59.855
5 -	1:34.987 P	+ 4.966	10:35:54.918				
<b>6</b>	<b>Dave DREW</b>		Mini Miglia				
1 -	1:38.571	+ 7.989	10:29:45.145	5 -	1:30.669 P	+ 0.087	10:35:49.051
2 -	1:31.377	+ 0.795	10:31:16.522	6 -	5:33.118	+ 4:02.536	10:41:22.169
3 -	<b>1:30.582</b>		<b>10:32:47.104</b>	7 -	1:30.709	+ 0.127	10:42:52.878
4 -	1:31.278	+ 0.696	10:34:18.382	8 -	1:31.063	+ 0.481	10:44:23.941
<b>7</b>	<b>David EDGECOMBE</b>		Mini Miglia				
1 -	1:41.914	+ 8.491	10:30:24.975	6 -	1:44.973	+ 11.550	10:38:26.267
2 -	<b>1:33.423</b>		<b>10:31:58.398</b>	7 -	1:58.947	+ 25.524	10:40:25.214
3 -	1:34.267	+ 0.844	10:33:32.665	8 -	1:35.319	+ 1.896	10:42:00.533
4 -	1:33.853	+ 0.430	10:35:06.518	9 -	1:33.750	+ 0.327	10:43:34.283
5 -	1:34.776	+ 1.353	10:36:41.294				
<b>10</b>	<b>Phil HARVEY</b>		Mini Miglia				
1 -	1:49.163	+ 15.014	10:30:27.010	6 -	1:34.907	+ 0.758	10:38:22.479
2 -	1:36.614	+ 2.465	10:32:03.624	7 -	1:35.877	+ 1.728	10:39:58.356
3 -	1:34.567	+ 0.418	10:33:38.191	8 -	1:36.352	+ 2.203	10:41:34.708
4 -	<b>1:34.149</b>		<b>10:35:12.340</b>	9 -	1:51.011	+ 16.862	10:43:25.719
5 -	1:35.232	+ 1.083	10:36:47.572				
<b>11</b>	<b>Kane ASTIN</b>		Mini Miglia				
1 -	1:42.350	+ 12.214	10:30:21.213	6 -	1:31.374	+ 1.238	10:37:54.430
2 -	1:30.532	+ 0.396	10:31:51.745	7 -	1:31.571	+ 1.435	10:39:26.001
3 -	1:30.147	+ 0.011	10:33:21.892	8 -	1:30.851	+ 0.715	10:40:56.852
4 -	<b>1:30.136</b>		<b>10:34:52.028</b>	9 -	1:30.818	+ 0.682	10:42:27.670
5 -	1:31.028	+ 0.892	10:36:23.056	10 -	1:31.276	+ 1.140	10:43:58.946
<b>21</b>	<b>Aaron SMITH</b>		Mini Miglia				
1 -	1:42.382	+ 10.183	10:30:11.597	6 -	1:32.994	+ 0.795	10:37:58.719
2 -	1:34.319	+ 2.120	10:31:45.916	7 -	1:33.688	+ 1.489	10:39:32.407
3 -	1:34.578	+ 2.379	10:33:20.494	8 -	1:36.491	+ 4.292	10:41:08.898
4 -	1:33.032	+ 0.833	10:34:53.526	9 -	1:34.116	+ 1.917	10:42:43.014
5 -	<b>1:32.199</b>		<b>10:36:25.725</b>	10 -	1:33.093	+ 0.894	10:44:16.107

Weather / Track : Sunny / Dry

Thruxton  
Circuit Length = 2.3560 miles  
Start: 10:27 End: 10:45

# Mini Miglia Championship

## QUALIFYING - RACE 4 - LAP ANALYSIS


<b>26</b>	<b>Owen STINCHCOMBE</b>		Mini Miglia				
1 -	1:41.520	+ 7.731	10:29:46.970	6 -	1:35.113	+ 1.324	10:37:40.380
2 -	1:35.239	+ 1.450	10:31:22.209	7 -	1:35.781	+ 1.992	10:39:16.161
3 -	1:34.344	+ 0.555	10:32:56.553	8 -	1:34.061	+ 0.272	10:40:50.222
4 -	<b>1:33.789</b>		<b>10:34:30.342</b>	9 -	1:34.773	+ 0.984	10:42:24.995
5 -	1:34.925	+ 1.136	10:36:05.267	10 -	1:41.266	+ 7.477	10:44:06.261
<b>28</b>	<b>Robert HUMPHREYS</b>		Mini Miglia				
1 -	1:42.989	+ 9.331	10:29:58.425	6 -	1:33.909	+ 0.251	10:37:59.517
2 -	1:35.290	+ 1.632	10:31:33.715	7 -	<b>1:33.658</b>		<b>10:39:33.175</b>
3 -	1:35.047	+ 1.389	10:33:08.762	8 -	1:34.543	+ 0.885	10:41:07.718
4 -	1:35.823	+ 2.165	10:34:44.585	9 -	1:34.727	+ 1.069	10:42:42.445
5 -	1:41.023	+ 7.365	10:36:25.608	10 -	1:34.621	+ 0.963	10:44:17.066
<b>42</b>	<b>Paul SIMMONDS</b>		Mini Miglia				
1 -	1:42.143	+ 9.847	10:29:50.838	3 -	<b>1:32.296</b>		<b>10:32:55.439</b>
2 -	1:32.305	+ 0.009	10:31:23.143	4 -	1:34.048	+ 1.752	10:34:29.487
<b>44</b>	<b>Paul CLARK</b>		Mini Miglia				
1 -	1:55.106	+ 23.296	10:30:07.910	6 -	1:32.345	+ 0.535	10:38:01.521
2 -	1:42.445	+ 10.635	10:31:50.355	7 -	<b>1:31.810</b>		<b>10:39:33.331</b>
3 -	1:33.658	+ 1.848	10:33:24.013	8 -	1:33.686	+ 1.876	10:41:07.017
4 -	1:32.261	+ 0.451	10:34:56.274	9 -	1:34.982	+ 3.172	10:42:41.999
5 -	1:32.902	+ 1.092	10:36:29.176	10 -	1:33.828	+ 2.018	10:44:15.827
<b>53</b>	<b>Niven BURGE</b>		Mini Miglia				
1 -	1:38.821	+ 8.040	10:29:43.195	6 -	1:32.263	+ 1.482	10:37:22.075
2 -	1:32.266	+ 1.485	10:31:15.461	7 -	1:31.706	+ 0.925	10:38:53.781
3 -	1:31.833	+ 1.052	10:32:47.294	8 -	1:32.225	+ 1.444	10:40:26.006
4 -	<b>1:30.781</b>		<b>10:34:18.075</b>	9 -	1:53.196	+ 22.415	10:42:19.202
5 -	1:31.737	+ 0.956	10:35:49.812	10 -	1:46.444	+ 15.663	10:44:05.646
<b>69</b>	<b>Tony LEMAY</b>		Mini Miglia				
1 -	1:43.034	+ 9.474	10:30:24.188	6 -	1:33.832	+ 0.272	10:38:15.467
2 -	1:34.718	+ 1.158	10:31:58.906	7 -	1:33.787	+ 0.227	10:39:49.254
3 -	<b>1:33.560</b>		<b>10:33:32.466</b>	8 -	1:33.674	+ 0.114	10:41:22.928
4 -	1:34.828	+ 1.268	10:35:07.294	9 -	1:30.592 P	+ -2.968	10:42:53.520
5 -	1:34.341	+ 0.781	10:36:41.635				
<b>72</b>	<b>Robert HOWARD</b>		Mini Miglia				
1 -	1:45.814	+ 13.524	10:30:19.798	6 -	1:33.928	+ 1.638	10:38:11.238
2 -	1:36.201	+ 3.911	10:31:55.999	7 -	1:33.723	+ 1.433	10:39:44.961
3 -	1:33.423	+ 1.133	10:33:29.422	8 -	1:34.109	+ 1.819	10:41:19.070
4 -	1:33.694	+ 1.404	10:35:03.116	9 -	1:34.385	+ 2.095	10:42:53.455
5 -	1:34.194	+ 1.904	10:36:37.310	10 -	<b>1:32.290</b>		<b>10:44:25.745</b>
<b>99</b>	<b>Mark COWAN</b>		Mini Miglia				
1 -	1:44.628	+ 11.310	10:30:12.081	6 -	1:34.301	+ 0.983	10:38:05.311
2 -	1:35.805	+ 2.487	10:31:47.886	7 -	1:34.141	+ 0.823	10:39:39.452
3 -	1:34.994	+ 1.676	10:33:22.880	8 -	1:34.015	+ 0.697	10:41:13.467
4 -	1:34.482	+ 1.164	10:34:57.362	9 -	1:33.534	+ 0.216	10:42:47.001
5 -	1:33.648	+ 0.330	10:36:31.010	10 -	<b>1:33.318</b>		<b>10:44:20.319</b>

Weather / Track : Sunny / Dry

Thrupton  
Circuit Length = 2.3560 miles  
Start: 10:27 End: 10:45

# Mini Miglia Championship

## RACE 4 - GRID

ROW 9	10   1:34.149 Phil HARVEY		
ROW 8	28   1:33.658 Robert HUMPHREYS		26   1:33.789 Owen STINCHCOMBE
ROW 7	7   1:33.423 David EDGECOMBE	69   1:33.560 Tony LEMAY	
ROW 6	42   1:32.296 Paul SIMMONDS		99   1:33.318 Mark COWAN
ROW 5	21   1:32.199 Aaron SMITH	72   1:32.290 Robert HOWARD	
ROW 4	4   1:31.344 Mark SIMS		44   1:31.810 Paul CLARK
ROW 3	6   1:30.582 Dave DREW	53   1:30.781 Niven BURGE	
ROW 2	11   1:30.136 Kane ASTIN		3   1:30.291 Paul THOMPSON
ROW 1	2   1:29.950 Colin PEACOCK	5   1:30.021 Sarah MUNNS	
<b>Pole</b>			
			

Thruxton  
Circuit Length = 2.3560 miles

**These results are provisional until the conclusion of any judicial and technical matters.**

Clerk of Course :		Timekeeper :
-------------------	--	--------------



# Mini Miglia Championship

## RACE 4 - CLASSIFICATION

POS	NO	CL	NAME	ENTRY	LAPS	TIME	GAP	DIFF	MPH	BEST	ON
1	3		<b>Paul THOMPSON</b>	Mini Miglia	10	15:16.011			92.59	1:30.253	3
2	11		<b>Kane ASTIN</b>	Mini Miglia	10	15:16.174	<b>0.163</b>	0.163	92.57	1:30.219	3
3	5		<b>Sarah MUNNS</b>	Mini Miglia	10	15:17.812	<b>1.801</b>	1.638	92.41	1:30.350	4
4	2		<b>Colin PEACOCK</b>	Mini Miglia	10	15:19.253	<b>3.242</b>	1.441	92.26	1:30.404	3
5	53		<b>Niven BURGE</b>	Mini Miglia	10	15:19.556	<b>3.545</b>	0.303	92.23	1:30.606	7
6	6		<b>Dave DREW</b>	Mini Miglia	10	15:26.998	<b>10.987</b>	7.442	91.49	1:30.888	4
7	69		<b>Tony LEMAY</b>	Mini Miglia	10	15:36.549	<b>20.538</b>	9.551	90.56	1:31.524	4
8	72		<b>Robert HOWARD</b>	Mini Miglia	10	15:49.567	<b>33.556</b>	13.018	89.32	1:32.012	4
9	42		<b>Paul SIMMONDS</b>	Mini Miglia	10	15:50.369	<b>34.358</b>	0.802	89.24	1:32.448	4
10	26		<b>Owen STINCHCOMBE</b>	Mini Miglia	10	15:51.698	<b>35.687</b>	1.329	89.12	1:33.342	2
11	28		<b>Robert HUMPHREYS</b>	Mini Miglia	10	15:51.749	<b>35.738</b>	0.051	89.11	1:32.906	3
NOT CLASSIFIED											
DNF	10		<b>Phil HARVEY</b>	Mini Miglia	7	11:26.298	<b>3 laps</b>	3 laps	86.50	1:33.906	3
DNF	99		<b>Mark COWAN</b>	Mini Miglia	5	7:59.612	<b>5 laps</b>	2 laps	88.42	1:32.320	3
DNF	7		<b>David EDGECOMBE</b>	Mini Miglia	3	5:33.087	<b>7 laps</b>	2 laps	76.39	1:34.976	2
DNF	21		<b>Aaron SMITH</b>	Mini Miglia	2	5:28.064	<b>8 laps</b>	1 lap	51.70		
DNF	44		<b>Paul CLARK</b>	Mini Miglia	1	1:43.400	<b>9 laps</b>	1 lap	82.02		
DNF	4		<b>Mark SIMS</b>	Mini Miglia	1	2:50.096	<b>9 laps</b>	1:06.696	49.86		
FASTEST LAP											
	11		<b>Kane ASTIN</b>	Mini Miglia	3	1:30.219			94.01 mph	151.29 kph	

Weather / Track : Sunny / Dry  
 These results are provisional until the conclusion of any judicial and technical matters.

Thruxton  
 Circuit Length = 2.3560 miles  
 Start: 15:03 End: 15:19

Clerk of Course :	Timekeeper :
-------------------	--------------

# Mini Miglia Championship

## RACE 4 - LAP CHART

Lap 1			Lap 2			Lap 3			Lap 4			Lap 5		
No	Behind	Laptime	No	Behind	Laptime	No	Behind	Laptime	No	Behind	Laptime	No	Behind	Laptime
11		1:36.669	3		1:31.089	3		1:30.253	3		1:30.514	3		1:31.070
5	0.310	1:36.979	11	0.255	1:31.808	11	0.221	1:30.219	11	0.412	1:30.705	11	0.477	1:31.135
3	0.464	1:37.133	2	1.410	1:32.184	2	1.561	1:30.404	5	1.779	1:30.350	5	1.582	1:30.873
2	0.779	1:37.448	5	1.553	1:32.796	5	1.943	1:30.643	2	2.066	1:31.019	2	2.061	1:31.065
53	2.513	1:39.182	53	1.930	1:30.970	53	2.313	1:30.636	53	2.526	1:30.727	53	2.779	1:31.323
69	3.970	1:40.639	69	4.312	1:31.895	6	5.859	1:30.932	6	6.233	1:30.888	6	6.491	1:31.328
26	5.645	1:42.314	6	5.180	1:31.087	69	6.301	1:32.242	69	7.311	1:31.524	69	8.367	1:32.126
6	5.646	1:42.315	26	7.434	1:33.342	26	10.891	1:33.710	28	14.328	1:33.325	72	17.226	1:33.479
44	6.731	1:43.400	28	8.864	1:33.284	28	11.517	1:32.906	26	14.511	1:34.134	28	18.283	1:35.025
28	7.133	1:43.802	72	10.720	1:33.279	99	13.075	1:32.320	72	14.817	1:32.012	42	18.516	1:33.616
42	8.747	1:45.416	99	11.008	1:32.858	72	13.319	1:32.852	99	15.682	1:33.121	26	18.605	1:35.164
72	8.994	1:45.663	42	11.306	1:34.112	42	14.036	1:32.983	42	15.970	1:32.448	99	19.553	1:34.941
99	9.703	1:46.372	10	13.389	1:34.175	10	17.042	1:33.906	10	21.309	1:34.781	10	24.423	1:34.184
10	10.767	1:47.436	7	19.619	1:34.976	21	1 LAP	1:35.480 P						
7	16.196	1:52.865	21	1 LAP	3:52.584	7	54.612	2:05.246 P						
4	1:13.427	2:50.096 P												

Weather / Track : Sunny / Dry

Thruxton  
Circuit Length = 2.3560 miles  
Start: 15:03 End: 15:19

# Mini Miglia Championship

## RACE 4 - LAP CHART


Lap 6			Lap 7			Lap 8			Lap 9			Lap 10		
No	Behind	Laptime	No	Behind	Laptime	No	Behind	Laptime	No	Behind	Laptime	No	Behind	Laptime
3		1:30.879	3		1:31.019	3		1:30.915	3		1:31.508	3		1:31.631
11	0.264	1:30.666	11	0.261	1:31.016	11	0.245	1:30.899	11	0.367	1:31.630	11	0.163	1:31.427
5	2.317	1:31.614	5	1.977	1:30.679	5	2.221	1:31.159	2	2.465	1:30.830	5	1.801	1:30.799
53	2.559	1:30.659	53	2.146	1:30.606	2	3.143	1:31.699	5	2.633	1:31.920	2	3.242	1:32.408
2	2.949	1:31.767	2	2.359	1:30.429	53	3.363	1:32.132	53	2.815	1:30.960	53	3.545	1:32.361
6	6.870	1:31.258	6	7.583	1:31.732	6	8.599	1:31.931	6	9.052	1:31.961	6	10.987	1:33.566
69	10.606	1:33.118	69	12.963	1:33.376	69	16.055	1:34.007	69	18.390	1:33.843	69	20.538	1:33.779
28	20.755	1:33.351	72	24.177	1:34.060	72	27.527	1:34.265	72	31.080	1:35.061	72	33.556	1:34.107
42	20.925	1:33.288	42	24.295	1:34.389	26	29.188	1:35.612	26	31.223	1:33.543	42	34.358	1:33.873
72	21.136	1:34.789	26	24.491	1:34.067	28	29.474	1:35.437	28	31.742	1:33.776	26	35.687	1:36.095
26	21.443	1:33.717	28	24.952	1:35.216	42	30.111	1:36.731	42	32.116	1:33.513	28	35.738	1:35.627
10	28.163	1:34.619	10	44.341	1:47.197 P									

Weather / Track : Sunny / Dry

Thruxton  
 Circuit Length = 2.3560 miles  
 Start: 15:03 End: 15:19

# Mini Miglia Championship

## RACE 11 - GRID

ROW 9	1:34.567 10 Phil HARVEY		
ROW 8		1:33.909 28 Robert HUMPHREYS	1:34.061 26 Owen STINCHCOMBE
ROW 7	1:33.674 69 Tony LEMAY		1:33.750 7 David EDGECOMBE
ROW 6		1:33.423 72 Robert HOWARD	1:33.534 99 Mark COWAN
ROW 5	1:32.305 42 Paul SIMMONDS		1:32.994 21 Aaron SMITH
ROW 4		1:31.706 53 Niven BURGE	1:32.261 44 Paul CLARK
ROW 3	1:30.709 6 Dave DREW		1:31.496 4 Mark SIMS
ROW 2		1:30.147 11 Kane ASTIN	1:30.542 3 Paul THOMPSON
ROW 1	1:30.105 2 Colin PEACOCK		1:30.125 5 Sarah MUNNS
<b>Pole</b>			
			

Thruxton  
Circuit Length = 2.3560 miles

**These results are provisional until the conclusion of any judicial and technical matters.**

Clerk of Course :		Timekeeper :
-------------------	--	--------------

# Mini Miglia Championship

## RACE 11 - CLASSIFICATION

POS	NO	CL	NAME	ENTRY	LAPS	TIME	GAP	DIFF	MPH	BEST	ON
1	6		Dave DREW	Mini Miglia	10	16:21.065			86.45	1:30.485	3
2	3		Paul THOMPSON	Mini Miglia	10	16:21.316	0.251	0.251	86.43	1:30.807	9
3	2		Colin PEACOCK	Mini Miglia	10	16:21.477	0.412	0.161	86.41	1:30.875	5
4	4		Mark SIMS	Mini Miglia	10	16:25.953	4.888	4.476	86.02	1:31.643	3
5	69		Tony LEMAY	Mini Miglia	10	16:26.428	5.363	0.475	85.98	1:31.825	9
6	44		Paul CLARK	Mini Miglia	10	16:30.512	9.447	4.084	85.62	1:33.216	5
7	42		Paul SIMMONDS	Mini Miglia	10	16:30.905	9.840	0.393	85.59	1:33.085	5
8	26		Owen STINCHCOMBE	Mini Miglia	10	16:31.246	10.181	0.341	85.56	1:32.395	5
9	10		Phil HARVEY	Mini Miglia	10	16:31.883	10.818	0.637	85.50	1:33.015	3
10	28		Robert HUMPHREYS	Mini Miglia	10	16:32.968	11.903	1.085	85.41	1:32.961	2
11	72		Robert HOWARD	Mini Miglia	10	16:33.040	11.975	0.072	85.41	1:32.755	2
12	5		Sarah MUNNS	Mini Miglia	10	16:41.120	20.055	8.080	84.72	1:31.402	5
13	7		David EDGEcombe	Mini Miglia	10	16:53.607	32.542	12.487	83.67	1:33.113	2
NOT CLASSIFIED											
DNF	11		Kane ASTIN	Mini Miglia	9	14:49.461	1 lap	1 lap	85.82	1:30.286	2
DNF	53		Niven BURGE	Mini Miglia	7	11:04.606	3 laps	2 laps	89.33	1:32.445	4
DNF	21		Aaron SMITH	Mini Miglia	6	12:16.805	4 laps	1 lap	69.06	1:32.306	2
DNF	99		Mark COWAN	Mini Miglia	5	7:57.971	5 laps	1 lap	88.72	1:34.113	2
FASTEST LAP											
	11		Kane ASTIN	Mini Miglia	2	1:30.286			93.94 mph	151.18 kph	

Weather / Track : Bright / Dry  
 These results are provisional until the conclusion of any judicial and technical matters.

Thruxton  
 Circuit Length = 2.3560 miles  
 Start: 12:16 End: 12:34

Clerk of Course :	Timekeeper :
-------------------	--------------

# Mini Miglia Championship

## RACE 11 - LAP CHART

Lap 1			Lap 2			Lap 3			Lap 4			Lap 5		
No	Behind	Laptime	No	Behind	Laptime	No	Behind	Laptime	No	Behind	Laptime	No	Behind	Laptime
2		1:37.327	11		1:30.286	6		1:30.485	3		1:32.083	5		1:31.402
5	0.111	1:37.438	3	0.509	1:31.133	3	0.325	1:31.592	5	0.267	1:31.877	2	0.303	1:30.875
3	0.647	1:37.974	5	0.800	1:31.960	11	0.546	1:32.322	11	0.604	1:32.466	11	0.671	1:31.736
11	0.985	1:38.312	6	1.291	1:30.675	5	0.798	1:31.774	2	1.097	1:32.059	3	0.922	1:32.591
4	1.489	1:38.816	2	1.564	1:32.835	2	1.446	1:31.658	6	1.675	1:34.083	6	1.279	1:31.273
6	1.887	1:39.214	4	1.862	1:31.644	4	1.729	1:31.643	4	2.170	1:32.849	4	2.300	1:31.799
44	2.110	1:39.437	72	3.902	1:32.755	44	5.895	1:33.380	53	7.428	1:32.445	53	8.291	1:32.532
72	2.418	1:39.745	44	4.291	1:33.452	72	7.348	1:35.222	44	7.957	1:34.470	44	9.504	1:33.216
99	2.437	1:39.764	69	4.443	1:32.843	53	7.391	1:34.449	72	8.560	1:33.620	69	10.124	1:32.302
53	2.554	1:39.881	53	4.718	1:33.435	42	7.704	1:33.707	69	9.491	1:33.852	72	10.641	1:33.750
69	2.871	1:40.198	99	5.279	1:34.113	21	7.818	1:33.426	42	9.979	1:34.683	26	10.933	1:32.395
42	3.393	1:40.720	7	5.440	1:33.113	99	7.975	1:34.472	26	10.207	1:34.563	42	11.395	1:33.085
7	3.598	1:40.925	42	5.773	1:33.651	69	8.047	1:35.380	21	10.792	1:35.382	10	13.393	1:33.757
26	4.047	1:41.374	21	6.168	1:32.306	26	8.052	1:33.386	99	10.973	1:35.406	99	13.520	1:34.216
21	5.133	1:42.460	26	6.442	1:33.666	10	9.177	1:33.015	10	11.305	1:34.536	21	14.094	1:34.971
28	5.579	1:42.906	28	7.269	1:32.961	28	9.633	1:34.140	28	11.637	1:34.412	28	14.565	1:34.597
10	5.827	1:43.154	10	7.938	1:33.382	7	17.326	1:43.662	7	20.196	1:35.278	7	30.161	1:41.634 P

Weather / Track : Bright / Dry

Thruxton  
 Circuit Length = 2.3560 miles  
 Start: 12:16 End: 12:34

# Mini Miglia Championship

## RACE 11 - LAP CHART

Lap 6			Lap 7			Lap 8			Lap 9			Lap 10		
No	Behind	Laptime	No	Behind	Laptime	No	Behind	Laptime	No	Behind	Laptime	No	Behind	Laptime
5		1:32.058	5		1:32.537	5		2:28.462	2		1:30.980	6		1:31.185
2	0.911	1:32.666	11	0.642	1:31.981	11	0.379	2:28.199	11	0.245	1:31.574	3	0.251	1:30.807
11	1.198	1:32.585	2	1.112	1:32.738	2	0.728	2:28.078	6	0.664	1:30.985	2	0.412	1:32.261
6	1.740	1:32.519	6	1.650	1:32.447	6	1.387	2:28.199	5	0.988	1:32.696	4	4.888	1:32.804
3	2.434	1:33.570	3	2.303	1:32.406	3	2.194	2:28.353	3	1.293	1:30.807	69	5.363	1:33.489
4	2.448	1:32.206	4	2.978	1:33.067	4	3.011	2:28.495	69	3.723	1:31.825	44	9.447	1:33.728
69	11.809	1:33.743	69	13.372	1:34.100	69	3.606	2:18.696	4	3.933	1:32.630	42	9.840	1:33.539
44	12.022	1:34.576	44	13.852	1:34.367	72	5.356	2:19.662	44	7.568	1:33.778	26	10.181	1:33.237
72	12.454	1:33.871	72	14.156	1:34.239	44	5.498	2:20.108	42	8.150	1:33.480	10	10.818	1:33.579
26	12.607	1:33.732	26	14.601	1:34.531	26	5.965	2:19.826	72	8.648	1:35.000	28	11.903	1:33.887
42	13.045	1:33.708	53	15.560	1:34.515	42	6.378	2:18.716	26	8.793	1:34.536	72	11.975	1:35.176
53	13.582	1:37.349	42	16.124	1:35.616	10	7.064	2:15.640	10	9.088	1:33.732	5	20.055	1:50.916
10	17.147	1:35.812	10	19.886	1:35.276	28	8.080	2:16.252	28	9.865	1:33.493	7	32.542	1:35.331
28	18.367	1:35.860	28	20.290	1:34.460	7	25.888	1:43.088	7	29.060	1:34.880			
7	53.868	1:55.765	7	1:11.262	1:49.931									
			21	1 LAP	4:18.260 P									

Weather / Track : Bright / Dry

Thruxton  
 Circuit Length = 2.3560 miles  
 Start: 12:16 End: 12:34

# Dunlop Sport Maxx Production Cup

## QUALIFYING - RACE 5 - CLASSIFICATION

POS	NO	CL	NAME	ENTRY	TIME	ON	LAPS	GAP	DIFF	MPH
1	23	A	<b>Craig CURRIE</b>	Nissan 370z	<b>1:27.181</b>	5	7			97.28
2	28	A	<b>Peter DIGNAN</b>	Nissan 370z	<b>1:27.337</b>	3	9	<b>0.156</b>	0.156	97.11
3	14	A	<b>Adrian CHURCHILL</b>	Vauxhall Astra VXR	<b>1:27.594</b>	5	6	<b>0.413</b>	0.257	96.82
4	4	A	<b>Thomas CARNABY</b>	Vauxhall Astra VXR	<b>1:28.357</b>	10	13	<b>1.176</b>	0.763	95.99
5	2	A	<b>Rick KERRY</b>	BMW	<b>1:28.692</b>	10	10	<b>1.511</b>	0.335	95.62
6	9	A	<b>Dan MALONE</b>	Seat Leon Cupra	<b>1:28.998</b>	9	10	<b>1.817</b>	0.306	95.30
7	7	A	<b>Ryan BENSLEY</b>	Vauxhall Astra VXR	<b>1:29.498</b>	8	10	<b>2.317</b>	0.500	94.76
8	44	B	<b>Andrey MAGIY</b>	Mini Cooper	<b>1:29.685</b>	5	10	<b>2.504</b>	0.187	94.57
9	34	B	<b>Kevin GEORGE</b>	Vauxhall Corsa	<b>1:29.914</b>	7	12	<b>2.733</b>	0.229	94.32
10	31	B	<b>Gareth DOWNING</b>	BMW 1 Series 120d	<b>1:29.950</b>	9	11	<b>2.769</b>	0.036	94.29
11	39	B	<b>Jordan WITT</b>	Renault Megane	<b>1:32.425</b>	8	8	<b>5.244</b>	2.475	91.76
12	36	B	<b>Max GOFF</b>	Renault Clio	<b>1:33.237</b>	4	10	<b>6.056</b>	0.812	90.96
13	11	A	<b>Timothy SAUNDERS</b>	Ford Focus	<b>1:34.296</b>	7	9	<b>7.115</b>	1.059	89.94

Car No 39 needs a working transponder - Q.12.2.1.

Weather / Track : Sunny / Dry  
 These results are provisional until the conclusion of any judicial and technical matters.

Thruxton  
 Circuit Length = 2.3560 miles  
 Start: 10:50 End: 11:12

Clerk of Course :		Timekeeper :
-------------------	--	--------------



## Dunlop Sport Maxx Production Cup

### QUALIFYING - RACE 5 - LAP ANALYSIS

<b>2</b>	<b>Rick KERRY</b>		A BMW				
1 -	1:39.904	+ 11.212	10:55:10.420	6 -	1:29.255	+ 0.563	11:02:44.046
2 -	1:35.075	+ 6.383	10:56:45.495	7 -	1:47.707 P	+ 19.015	11:04:31.753
3 -	1:29.892	+ 1.200	10:58:15.387	8 -	3:09.286	+ 1:40.594	11:07:41.039
4 -	1:30.034	+ 1.342	10:59:45.421	9 -	1:29.142	+ 0.450	11:09:10.181
5 -	1:29.370	+ 0.678	11:01:14.791	10 -	<b>1:28.692</b>		<b>11:10:38.873</b>
<b>4</b>	<b>Thomas CARNABY</b>		A Vauxhall Astra VXR				
1 -	1:56.724	+ 28.367	10:52:43.027	8 -	1:53.455	+ 25.098	11:03:57.711
2 -	1:32.582	+ 4.225	10:54:15.609	9 -	1:29.928	+ 1.571	11:05:27.639
3 -	1:30.330	+ 1.973	10:55:45.939	10 -	<b>1:28.357</b>		<b>11:06:55.996</b>
4 -	1:28.801	+ 0.444	10:57:14.740	11 -	1:28.725	+ 0.368	11:08:24.721
5 -	1:51.815	+ 23.458	10:59:06.555	12 -	1:28.600	+ 0.243	11:09:53.321
6 -	1:28.846	+ 0.489	11:00:35.401	13 -	1:40.838	+ 12.481	11:11:34.159
7 -	1:28.855	+ 0.498	11:02:04.256				
<b>7</b>	<b>Ryan BENSLEY</b>		A Vauxhall Astra VXR				
1 -	1:57.936	+ 28.438	10:52:46.902	6 -	1:29.698	+ 0.200	11:05:28.408
2 -	1:40.551	+ 11.053	10:54:27.453	7 -	1:29.598	+ 0.100	11:06:58.006
3 -	1:58.192	+ 28.694	10:56:25.645	8 -	<b>1:29.498</b>		<b>11:08:27.504</b>
4 -	1:31.151 P	+ 1.653	10:57:56.796	9 -	1:30.055	+ 0.557	11:09:57.559
5 -	6:01.914	+ 4:32.416	11:03:58.710	10 -	1:31.652	+ 2.154	11:11:29.211
<b>9</b>	<b>Dan MALONE</b>		A Seat Leon Cupra				
1 -	2:00.833	+ 31.835	10:56:29.458	6 -	1:29.753	+ 0.755	11:05:33.753
2 -	1:44.744	+ 15.746	10:58:14.202	7 -	1:29.929	+ 0.931	11:07:03.682
3 -	1:40.858	+ 11.860	10:59:55.060	8 -	1:29.743	+ 0.745	11:08:33.425
4 -	1:33.382 P	+ 4.384	11:01:28.442	9 -	<b>1:28.998</b>		<b>11:10:02.423</b>
5 -	2:35.558	+ 1:06.560	11:04:04.000	10 -	1:30.427	+ 1.429	11:11:32.850
<b>11</b>	<b>Timothy SAUNDERS</b>		A Ford Focus				
1 -	1:45.462	+ 11.166	10:54:25.371	6 -	1:36.497	+ 2.201	11:05:47.974
2 -	1:39.437	+ 5.141	10:56:04.808	7 -	<b>1:34.296</b>		<b>11:07:22.270</b>
3 -	1:41.254 P	+ 6.958	10:57:46.062	8 -	1:36.382	+ 2.086	11:08:58.652
4 -	3:23.261 P	+ 1:48.965	11:01:09.323	9 -	1:37.005 P	+ 2.709	11:10:35.657
5 -	3:02.154	+ 1:27.858	11:04:11.477				
<b>14</b>	<b>Adrian CHURCHILL</b>		A Vauxhall Astra VXR				
1 -	1:36.575	+ 8.981	10:52:17.408	4 -	1:27.889	+ 0.295	10:56:43.214
2 -	1:29.470	+ 1.876	10:53:46.878	5 -	<b>1:27.594</b>		<b>10:58:10.808</b>
3 -	1:28.447	+ 0.853	10:55:15.325	6 -	1:31.227 P	+ 3.633	10:59:42.035
<b>23</b>	<b>Craig CURRIE</b>		A Nissan 370z				
1 -	1:41.032	+ 13.851	10:55:26.106	5 -	<b>1:27.181</b>		<b>11:01:19.835</b>
2 -	1:30.107	+ 2.926	10:56:56.213	6 -	1:39.181	+ 12.000	11:02:59.016
3 -	1:28.295	+ 1.114	10:58:24.508	7 -	1:41.660 P	+ 14.479	11:04:40.676
4 -	1:28.146	+ 0.965	10:59:52.654				
<b>28</b>	<b>Peter DIGNAN</b>		A Nissan 370z				
1 -	1:45.121	+ 17.784	10:54:37.664	6 -	1:34.838 P	+ 7.501	11:02:08.714
2 -	1:30.541	+ 3.204	10:56:08.205	7 -	6:35.020	+ 5:07.683	11:08:43.734
3 -	<b>1:27.337</b>		<b>10:57:35.542</b>	8 -	1:27.723	+ 0.386	11:10:11.457
4 -	1:27.342	+ 0.005	10:59:02.884	9 -	1:45.157 P	+ 17.820	11:11:56.614
5 -	1:30.992	+ 3.655	11:00:33.876				
<b>31</b>	<b>Gareth DOWNING</b>		B BMW 1 Series 120d				
1 -	1:47.409	+ 17.459	10:53:53.175	7 -	1:30.533	+ 0.583	11:04:03.421
2 -	1:34.757	+ 4.807	10:55:27.932	8 -	1:31.831	+ 1.881	11:05:35.252
3 -	1:31.248	+ 1.298	10:56:59.180	9 -	<b>1:29.950</b>		<b>11:07:05.202</b>
4 -	1:31.603	+ 1.653	10:58:30.783	10 -	1:43.735 P	+ 13.785	11:08:48.937
5 -	1:35.375 P	+ 5.425	11:00:06.158	11 -	2:43.140	+ 1:13.190	11:11:32.077

Car No 39 needs a working transponder - Q.12.2.1.

Weather / Track : Sunny / Dry

Thruxton  
Circuit Length = 2.3560 miles  
Start: 10:50 End: 11:12

# Dunlop Sport Maxx Production Cup

## QUALIFYING - RACE 5 - LAP ANALYSIS

6 -	2:26.730	+ 56.780	11:02:32.888			
<b>34</b>	<b>Kevin GEORGE</b>		B Vauxhall Corsa			
1 -	1:52.573	+ 22.659	10:54:16.380	7 -	<b>1:29.914</b>	<b>11:03:26.980</b>
2 -	1:36.286	+ 6.372	10:55:52.666	8 -	1:30.517	+ 0.603
3 -	1:31.248	+ 1.334	10:57:23.914	9 -	1:30.916	+ 1.002
4 -	1:31.513	+ 1.599	10:58:55.427	10 -	1:30.972	+ 1.058
5 -	1:30.912	+ 0.998	11:00:26.339	11 -	1:30.452	+ 0.538
6 -	1:30.727	+ 0.813	11:01:57.066	12 -	1:29.959	+ 0.045
<b>36</b>	<b>Max GOFF</b>		B Renault Clio			
1 -	1:46.145	+ 12.908	10:55:46.132	6 -	2:56.106	+ 1:22.869
2 -	1:37.200	+ 3.963	10:57:23.332	7 -	1:33.887	+ 0.650
3 -	1:34.719	+ 1.482	10:58:58.051	8 -	1:33.667	+ 0.430
4 -	<b>1:33.237</b>		<b>11:00:31.288</b>	9 -	1:33.859	+ 0.622
5 -	1:32.444 P	+ -0.793	11:02:03.732	10 -	1:33.257	+ 0.020
<b>39</b>	<b>Jordan WITT</b>		B Renault Megane			
1 -	1:39.867	+ 7.442	10:57:48.579	5 -	1:32.926	+ 0.501
2 -	1:39.817	+ 7.392	10:59:28.396	6 -	1:32.904	+ 0.479
3 -	1:35.946	+ 3.521	11:01:04.342	7 -	1:33.908	+ 1.483
4 -	4:36.672	+ 3:04.247	11:05:41.014	8 -	<b>1:32.425</b>	
<b>44</b>	<b>Andrey MAGIY</b>		B Mini Cooper			
1 -	2:05.638	+ 35.953	10:56:21.180	6 -	1:37.939 P	+ 8.254
2 -	1:32.388	+ 2.703	10:57:53.568	7 -	2:48.275	+ 1:18.590
3 -	1:32.288	+ 2.603	10:59:25.856	8 -	1:31.191	+ 1.506
4 -	1:30.721	+ 1.036	11:00:56.577	9 -	1:30.277	+ 0.592
5 -	<b>1:29.685</b>		<b>11:02:26.262</b>	10 -	1:30.443	+ 0.758


Car No 39 needs a working transponder - Q.12.2.1.

Weather / Track : Sunny / Dry

Thruxton  
Circuit Length = 2.3560 miles  
Start: 10:50 End: 11:12

# Dunlop Sport Maxx Production Cup

## RACE 5 - GRID

ROW 7	1:34.296 11 Timothy SAUNDERS		
ROW 6		1:32.425 39 Jordan WITT	1:33.237 36 Max GOFF
ROW 5	1:29.914 34 Kevin GEORGE		1:29.950 31 Gareth DOWNING
ROW 4		1:29.498 7 Ryan BENSLEY	1:29.685 44 Andrey MAGIY
ROW 3	1:28.692 2 Rick KERRY		1:28.998 9 Dan MALONE
ROW 2		1:27.594 14 Adrian CHURCHILL	1:28.357 4 Thomas CARNABY
ROW 1	1:27.181 23 Craig CURRIE		1:27.337 28 Peter DIGNAN
<b>Pole</b>			
			

Thruxton  
Circuit Length = 2.3560 miles

**These results are provisional until the conclusion of any judicial and technical matters.**

Clerk of Course :		Timekeeper :
-------------------	--	--------------

# Dunlop Sport Maxx Production Cup

## RACE 5 - CLASSIFICATION

POS	NO	CL	NAME	ENTRY	LAPS	TIME	GAP	DIFF	MPH	BEST	ON
1	14	A	<b>Adrian CHURCHILL</b>	Vauxhall Astra VXR	14	20:43.971			95.45	1:27.606	11
2	28	A	<b>Peter DIGNAN</b>	Nissan 370z	14	20:44.699	<b>0.728</b>	0.728	95.39	1:27.166	3
3	23	A	<b>Craig CURRIE</b>	Nissan 370z	14	20:48.099	<b>4.128</b>	3.400	95.13	1:27.782	9
4	4	A	<b>Thomas CARNABY</b>	Vauxhall Astra VXR	14	20:58.359	<b>14.388</b>	10.260	94.36	1:28.861	10
5	2	A	<b>Rick KERRY</b>	BMW 120d	14	21:38.703	<b>54.732</b>	40.344	91.43	1:29.688	3
6	44	B	<b>Andrey MAGIY</b>	Mini Cooper	14	21:40.603	<b>56.632</b>	1.900	91.29	1:31.611	5
7	39	B	<b>Jordan WITT</b>	Renault Megane	14	21:50.759	<b>1:06.788</b>	10.156	90.59	1:31.581	4
8	31	B	<b>Gareth DOWNING</b>	BMW 1 Series 120d	14	21:51.568	<b>1:07.597</b>	0.809	90.53	1:31.097	3
9	36	B	<b>Max GOFF</b>	Renault Clio	14	22:00.377	<b>1:16.406</b>	8.809	89.93	1:32.451	5
10	34	B	<b>Kevin GEORGE</b>	Vauxhall Corsa	14	22:07.820	<b>1:23.849</b>	7.443	89.42	1:30.657	13
11	7	A	<b>Ryan BENSLEY</b>	Vauxhall Astra VXR	13	21:15.256	<b>1 lap</b>	1 lap	86.46	1:32.302	5
12	9	A	<b>Dan MALONE</b>	Seat Leon Cupra	13	22:03.575	<b>1 lap</b>	48.319	83.30	1:30.586	3

NOT CLASSIFIED

DNF	11	A	<b>Timothy SAUNDERS</b>	Ford Focus	8	17:48.083	<b>6 laps</b>	5 laps	63.52	1:36.915	5
-----	----	---	-------------------------	------------	---	-----------	---------------	--------	-------	----------	---

FASTEST LAP

28	A	<b>Peter DIGNAN</b>	Nissan 370z	3	1:27.166	97.30 mph	156.59 kph
34	B	<b>Kevin GEORGE</b>	Vauxhall Corsa	13	1:30.657	93.55 mph	150.56 kph

Weather / Track : Sunny / Dry  
 These results are provisional until the conclusion of any judicial and technical matters.

Thruxton  
 Circuit Length = 2.3560 miles  
 Start: 15:32 End: 15:54

Clerk of Course :	Timekeeper :
-------------------	--------------

# Dunlop Sport Maxx Production Cup

## RACE 5 - LAP CHART

Lap 1			Lap 2			Lap 3			Lap 4			Lap 5		
No	Behind	Laptime	No	Behind	Laptime	No	Behind	Laptime	No	Behind	Laptime	No	Behind	Laptime
28		1:33.381	28		1:28.038	28		1:27.166	28		1:28.317	28		1:29.274
23	2.120	1:35.501	14	3.397	1:29.216	14	3.942	1:27.711	14	4.263	1:28.638	14	3.641	1:28.652
14	2.219	1:35.600	23	3.704	1:29.622	23	4.992	1:28.454	23	5.297	1:28.622	23	4.301	1:28.278
2	3.115	1:36.496	4	4.501	1:29.096	4	6.581	1:29.246	4	7.513	1:29.249	4	7.106	1:28.867
4	3.443	1:36.824	2	5.326	1:30.249	2	7.848	1:29.688	2	10.307	1:30.776	2	12.183	1:31.150
7	7.277	1:40.658 P	44	13.160	1:31.678	44	17.759	1:31.765	44	21.676	1:32.234	44	24.013	1:31.611
44	9.520	1:42.901	34	15.096	1:33.380	31	19.986	1:31.097	31	24.760	1:33.091	31	27.371	1:31.885
34	9.754	1:43.135	31	16.055	1:32.697	39	21.744	1:32.433	39	25.008	1:31.581	39	27.665	1:31.931
36	10.598	1:43.979	39	16.477	1:32.921	36	23.073	1:33.554	36	27.293	1:32.537	36	30.470	1:32.451
31	11.396	1:44.777	36	16.685	1:34.125	34	25.801	1:37.871	34	30.481	1:32.997	34	34.297	1:33.090
39	11.594	1:44.975	11	29.210	1:37.446	11	39.488	1:37.444	11	48.566	1:37.395	9	1 LAP	1:31.704
11	19.802	1:53.183	7	57.656	2:18.417	9	1 LAP	3:14.039	9	1 LAP	1:30.586	11	56.207	1:36.915
9	31.450	2:04.831 P				7	1:05.767	1:35.277	7	1:11.549	1:34.099	7	1:14.577	1:32.302

Weather / Track : Sunny / Dry

Thruxton  
 Circuit Length = 2.3560 miles  
 Start: 15:32 End: 15:54

# Dunlop Sport Maxx Production Cup

## RACE 5 - LAP CHART

Lap 6			Lap 7			Lap 8			Lap 9			Lap 10		
No	Behind	Laptime	No	Behind	Laptime	No	Behind	Laptime	No	Behind	Laptime	No	Behind	Laptime
28		1:28.589	28		1:28.786	28		1:28.658	28		1:28.287	28		1:28.575
14	3.360	1:28.308	14	3.217	1:28.643	14	2.918	1:28.359	14	2.557	1:27.926	14	1.899	1:27.917
23	4.158	1:28.446	23	3.992	1:28.620	23	3.391	1:28.057	23	2.886	1:27.782	23	2.637	1:28.326
4	7.500	1:28.983	4	7.601	1:28.887	4	7.975	1:29.032	7	1 LAP	1:37.495	4	8.989	1:28.861
2	14.906	1:31.312	2	17.606	1:31.486	2	20.860	1:31.912	4	8.703	1:29.015	7	1 LAP	1:32.874
44	27.100	1:31.676	44	30.241	1:31.927	44	33.953	1:32.370	2	25.456	1:32.883	2	30.404	1:33.523
31	31.799	1:33.017	31	35.781	1:32.768	31	40.178	1:33.055	44	38.491	1:32.825	44	41.735	1:31.819
39	32.165	1:33.089	39	36.013	1:32.634	39	40.727	1:33.372	31	44.219	1:32.328	31	48.957	1:33.313
36	34.704	1:32.823	36	38.914	1:32.996	36	43.469	1:33.213	39	44.601	1:32.161	39	49.300	1:33.274
34	38.021	1:32.313	34	47.604	1:38.369 P	9	1 LAP	1:31.449	36	49.354	1:34.172	36	55.134	1:34.355
9	1 LAP	1:31.305	9	1 LAP	1:31.257	34	1:08.153	1:49.207	9	1 LAP	1:32.341	9	1 LAP	1:31.092
11	1:03.559	1:35.941 P	7	1:24.512	1:34.490				34	1:11.507	1:31.641	34	1:14.394	1:31.462
7	1:18.808	1:32.820							11	2 LAPS	4:46.798 P			

Weather / Track : Sunny / Dry

Thruxton  
 Circuit Length = 2.3560 miles  
 Start: 15:32 End: 15:54

**Dunlop Sport Maxx Production Cup**  
**RACE 5 - LAP CHART**


Lap 11			Lap 12			Lap 13			Lap 14		
No	Behind	Laptime	No	Behind	Laptime	No	Behind	Laptime	No	Behind	Laptime
28		1:28.201	28		1:28.277	14		1:28.967	14		1:28.552
14	1.304	1:27.606	14	0.903	1:27.876	28	0.508	1:30.378	28	0.728	1:28.772
23	2.819	1:28.383	11	4 LAPS	3:02.961 P	23	2.362	1:28.778	23	4.128	1:30.318
4	10.447	1:29.659	23	3.454	1:28.912	4	10.797	1:29.479	4	14.388	1:32.143
7	1 LAP	1:32.995	4	11.188	1:29.018	7	1 LAP	1:34.803	7	1 LAP	1:34.827
2	38.048	1:35.845	7	1 LAP	1:34.199	2	48.851	1:34.714	2	54.732	1:34.433
44	46.392	1:32.858	2	44.007	1:34.236	44	52.794	1:32.571	44	56.632	1:32.390
31	54.923	1:34.167	44	50.093	1:31.978	39	1:02.909	1:32.698	39	1:06.788	1:32.431
39	55.056	1:33.957	31	59.934	1:33.288	31	1:03.351	1:33.287	31	1:07.597	1:32.798
36	1:00.893	1:33.960	39	1:00.081	1:33.302	36	1:09.660	1:33.212	36	1:16.406	1:35.298
9	1 LAP	1:31.700	36	1:06.318	1:33.702	9	1 LAP	1:31.064	9	1 LAP	1:30.653
34	1:17.393	1:31.200	9	1 LAP	1:31.554	34	1:21.574	1:30.657	34	1:23.849	1:30.827
			34	1:20.787	1:31.671						

Weather / Track : Sunny / Dry

Thruxton  
 Circuit Length = 2.3560 miles  
 Start: 15:32 End: 15:54

# Dunlop Sport Maxx Production Cup

## RACE 12 - GRID

ROW 7	11	Timothy SAUNDERS			
ROW 6		7	Ryan BENSLEY	9	Dan MALONE
ROW 5	36	Max GOFF	34	Kevin GEORGE	
ROW 4		39	Jordan WITT	31	Gareth DOWNING
ROW 3	2	Rick KERRY	44	Andrey MAGIY	
ROW 2		23	Craig CURRIE	4	Thomas CARNABY
ROW 1	14	Adrian CHURCHILL	28	Peter DIGNAN	
<b>Pole</b>					
					

Thruxton  
Circuit Length = 2.3560 miles

**These results are provisional until the conclusion of any judicial and technical matters.**

Clerk of Course :		Timekeeper :
-------------------	--	--------------



# Dunlop Sport Maxx Production Cup

## RACE 12 - CLASSIFICATION

POS	NO	CL	NAME	ENTRY	LAPS	TIME	GAP	DIFF	MPH	BEST	ON
1	23	A	<b>Craig CURRIE</b>	Nissan 370z	14	20:41.632			95.63	1:27.057	3
2	14	A	<b>Adrian CHURCHILL</b>	Vauxhall Astra VXR	14	20:42.356	<b>0.724</b>	0.724	95.57	1:27.515	12
3	28	A	<b>Peter DIGNAN</b>	Nissan 370z	14	20:53.343	<b>11.711</b>	10.987	94.74	1:27.575	3
4	4	A	<b>Thomas CARNABY</b>	Vauxhall Astra VXR	14	20:58.717	<b>17.085</b>	5.374	94.33	1:28.129	2
5	9	A	<b>Dan MALONE</b>	Seat Leon Cupra	14	21:07.523	<b>25.891</b>	8.806	93.68	1:28.489	3
6	2	A	<b>Rick KERRY</b>	BMW 120d	14	21:21.681	<b>40.049</b>	14.158	92.64	1:28.976	2
7	31	B	<b>Gareth DOWNING</b>	BMW 1 Series 120d	14	21:44.069	<b>1:02.437</b>	22.388	91.05	1:31.430	4
8	39	B	<b>Jordan WITT</b>	Renault Megane	14	21:57.051	<b>1:15.419</b>	12.982	90.15	1:31.825	7
9	36	B	<b>Max GOFF</b>	Renault Clio	14	22:14.401	<b>1:32.769</b>	17.350	88.98	1:32.800	3
10	7	A	<b>Ryan BENSLEY</b>	Vauxhall Astra VXR	13	21:28.596	<b>1 lap</b>	1 lap	85.56	1:33.811	4

### NOT CLASSIFIED

DNF	44	B	<b>Andrey MAGIY</b>	Mini Cooper	10	15:32.057	<b>4 laps</b>	3 laps	90.99	1:31.248	7
DNF	34	B	<b>Kevin GEORGE</b>	Vauxhall Corsa	10	15:32.611	<b>4 laps</b>	0.554	90.94	1:29.602	2
DNF	11	A	<b>Timothy SAUNDERS</b>	Ford Focus	7	11:16.139	<b>7 laps</b>	3 laps	87.80	1:33.282	3

### FASTEST LAP

23	A	<b>Craig CURRIE</b>	Nissan 370z	3	1:27.057	97.42 mph	156.79 kph
34	B	<b>Kevin GEORGE</b>	Vauxhall Corsa	2	1:29.602	94.65 mph	152.33 kph

Weather / Track : Bright / Dry

These results are provisional until the conclusion of any judicial and technical matters.

Thruxton

Circuit Length = 2.3560 miles

Start: 12:45 End: 13:07

Clerk of Course :

Timekeeper :

# Dunlop Sport Maxx Production Cup

## RACE 12 - LAP CHART

Lap 1			Lap 2			Lap 3			Lap 4			Lap 5		
No	Behind	Laptime	No	Behind	Laptime	No	Behind	Laptime	No	Behind	Laptime	No	Behind	Laptime
14		1:35.199	23		1:27.407	23		1:27.057	23		1:27.976	23		1:27.196
23	0.564	1:35.763	14	0.472	1:28.443	14	1.034	1:27.619	14	1.124	1:28.066	28	2.481	1:28.094
28	0.989	1:36.188	28	0.851	1:27.833	28	1.369	1:27.575	28	1.583	1:28.190	14	2.789	1:28.861
4	1.459	1:36.658	4	1.617	1:28.129	4	2.815	1:28.255	4	4.331	1:29.492	4	6.383	1:29.248
2	1.971	1:37.170	2	2.976	1:28.976	2	5.598	1:29.679	2	7.671	1:30.049	2	10.314	1:29.839
34	3.658	1:38.857	34	5.289	1:29.602	34	8.479	1:30.247	9	15.703	1:34.173	9	17.947	1:29.440
31	5.043	1:40.242	9	8.074	1:30.122	9	9.506	1:28.489	31	17.326	1:31.430	31	21.598	1:31.468
39	5.478	1:40.677	31	9.075	1:32.003	31	13.872	1:31.854	39	19.513	1:32.268	39	25.194	1:32.877
9	5.923	1:41.122	39	10.241	1:32.734	39	15.221	1:32.037	44	19.959	1:31.667	44	25.655	1:32.892
36	6.858	1:42.057	44	12.042	1:32.981	44	16.268	1:31.283	36	24.797	1:33.711	36	30.835	1:33.234
44	7.032	1:42.231	36	13.319	1:34.432	36	19.062	1:32.800	7	28.902	1:33.811	34	35.795	1:32.504
7	8.569	1:43.768	7	16.001	1:35.403	11	22.981	1:33.282	11	30.390	1:35.385	7	36.844	1:35.138
11	10.023	1:45.222	11	16.756	1:34.704	7	23.067	1:34.123	34	30.487	1:49.984	11	38.301	1:35.107

Weather / Track : Bright / Dry

Thruxton  
 Circuit Length = 2.3560 miles  
 Start: 12:45 End: 13:07

# Dunlop Sport Maxx Production Cup

## RACE 12 - LAP CHART

Lap 6			Lap 7			Lap 8			Lap 9			Lap 10		
No	Behind	Laptime	No	Behind	Laptime	No	Behind	Laptime	No	Behind	Laptime	No	Behind	Laptime
23		1:27.793	23		1:28.010	23		1:28.411	23		1:28.273	23		1:29.196
28	2.625	1:27.937	28	2.972	1:28.357	14	3.893	1:29.131	14	4.279	1:28.659	14	4.162	1:29.079
14	3.029	1:28.033	14	3.173	1:28.154	28	3.946	1:29.385	28	4.835	1:29.162	28	5.530	1:29.891
4	8.764	1:30.174	4	10.266	1:29.512	4	11.064	1:29.209	4	11.894	1:29.103	4	12.974	1:30.276
2	12.946	1:30.425	2	15.577	1:30.641	2	17.029	1:29.863	2	19.532	1:30.776	2	21.420	1:31.084
9	19.059	1:28.905	9	20.171	1:29.122	9	21.026	1:29.266	9	22.056	1:29.303	9	22.427	1:29.567
31	25.286	1:31.481	31	29.208	1:31.932	31	33.239	1:32.442	31	38.438	1:33.472	31	42.353	1:33.111
44	31.176	1:33.314	44	34.414	1:31.248	44	37.846	1:31.843	44	41.942	1:32.369	44	44.975	1:32.229
39	31.453	1:34.052	39	35.268	1:31.825	39	38.872	1:32.015	39	42.909	1:32.310	34	45.529	1:29.658
36	38.151	1:35.109	34	40.707	1:30.487	34	42.515	1:30.219	34	45.067	1:30.825	39	46.768	1:33.055
34	38.230	1:30.228	36	43.126	1:32.985	36	48.593	1:33.878	36	54.993	1:34.673	36	1:06.261	1:40.464
7	43.560	1:34.509	7	52.749	1:37.199	7	1:09.190	1:44.852	7	1:24.507	1:43.590			
11	45.414	1:34.906	11	54.937	1:37.533 P									

Weather / Track : Bright / Dry

Thruxton  
 Circuit Length = 2.3560 miles  
 Start: 12:45 End: 13:07

# Dunlop Sport Maxx Production Cup

## RACE 12 - LAP CHART


Lap 11			Lap 12			Lap 13			Lap 14		
No	Behind	Laptime	No	Behind	Laptime	No	Behind	Laptime	No	Behind	Laptime
23		1:28.830	23		1:29.032	23		1:28.286	23		1:28.402
14	3.714	1:28.382	14	2.197	1:27.515	14	1.555	1:27.644	14	0.724	1:27.571
28	6.873	1:30.173	28	7.305	1:29.464	28	8.131	1:29.112	28	11.711	1:31.982
7	1 LAP	1:41.673	4	15.182	1:30.823	4	16.452	1:29.556	4	17.085	1:29.035
4	13.391	1:29.247	7	1 LAP	1:41.137	9	24.308	1:29.846	9	25.891	1:29.985
9	22.533	1:28.936	9	22.748	1:29.247	2	34.193	1:33.992	2	40.049	1:34.258
2	23.891	1:31.301	2	28.487	1:33.628	7	1 LAP	1:43.087	7	1 LAP	1:40.306
31	45.922	1:32.399	31	50.377	1:33.487	31	56.007	1:33.916	31	1:02.437	1:34.832
39	55.259	1:37.321	39	1:01.276	1:35.049	39	1:07.417	1:34.427	39	1:15.419	1:36.404
36	1:13.078	1:35.647	36	1:18.375	1:34.329	36	1:25.584	1:35.495	36	1:32.769	1:35.587

Weather / Track : Bright / Dry

Thruxton  
 Circuit Length = 2.3560 miles  
 Start: 12:45 End: 13:07

# Dunlop Sport Maxx Production Cup

## RACE 17 - GRID

ROW 7	11	Timothy SAUNDERS				
ROW 6		44	Andrey MAGIY		34	Kevin GEORGE
ROW 5	36	Max GOFF		7	Ryan BENSLEY	
ROW 4		31	Gareth DOWNING		39	Jordan WITT
ROW 3	9	Dan MALONE		2	Rick KERRY	
ROW 2		14	Adrian CHURCHILL		23	Craig CURRIE
ROW 1	4	Thomas CARNABY		28	Peter DIGNAN	
<b>Pole</b>						
						

Thruxton  
Circuit Length = 2.3560 miles

**These results are provisional until the conclusion of any judicial and technical matters.**

Clerk of Course :		Timekeeper :
-------------------	--	--------------

# Dunlop Sport Maxx Production Cup

## RACE 17 - CLASSIFICATION

POS	NO	CL	NAME	ENTRY	LAPS	TIME	GAP	DIFF	MPH	BEST	ON
1	14	A	<b>Adrian CHURCHILL</b>	Vauxhall Astra VXR	12	20:15.624			83.72	1:27.903	3
2	23	A	<b>Craig CURRIE</b>	Nissan 370z	12	20:16.178	<b>0.554</b>	0.554	83.68	1:29.253	7
3	9	A	<b>Dan MALONE</b>	Seat Leon Cupra	12	20:25.114	<b>9.490</b>	8.936	83.07	1:28.697	12
4	2	A	<b>Rick KERRY</b>	BMW 120d	12	20:27.247	<b>11.623</b>	2.133	82.93	1:30.151	11
5	34	B	<b>Kevin GEORGE</b>	Vauxhall Corsa	12	20:35.344	<b>19.720</b>	8.097	82.38	1:30.388	3
6	31	B	<b>Gareth DOWNING</b>	BMW 1 Series 120d	12	20:38.872	<b>23.248</b>	3.528	82.15	1:31.606	12
7	44	B	<b>Andrey MAGIY</b>	Mini Cooper	12	20:39.161	<b>23.537</b>	0.289	82.13	1:30.429	3
8	39	B	<b>Jordan WITT</b>	Renault Megane	12	20:54.694	<b>39.070</b>	15.533	81.11	1:32.036	3
9	36	B	<b>Max GOFF</b>	Renault Clio	12	20:57.648	<b>42.024</b>	2.954	80.92	1:32.868	12
10	7	A	<b>Ryan BENSLEY</b>	Vauxhall Astra VXR	12	21:06.725	<b>51.101</b>	9.077	80.34	1:34.067	3

### NOT CLASSIFIED

<i>DNF</i>	4	A	<b>Thomas CARNABY</b>	Vauxhall Astra VXR	1	1:35.662	<b>11 laps</b>	11 laps	88.66		
<i>DNF</i>	28	A	<b>Peter DIGNAN</b>	Nissan 370z	1	1:36.289	<b>11 laps</b>	0.627	88.08		

### FASTEST LAP

14	A	<b>Adrian CHURCHILL</b>	Vauxhall Astra VXR	3	1:27.903	96.48 mph	155.28 kph
34	B	<b>Kevin GEORGE</b>	Vauxhall Corsa	3	1:30.388	93.83 mph	151.01 kph

Weather / Track : Bright / Damp

These results are provisional until the conclusion of any judicial and technical matters.

Thruxton

Circuit Length = 2.3560 miles

Start: 16:08 End: 16:29

Clerk of Course :

Timekeeper :

**Dunlop Sport Maxx Production Cup**  
**RACE 17 - LAP CHART**

Lap 1			Lap 2			Lap 3			Lap 4			Lap 5		
No	Behind	Laptime	No	Behind	Laptime	No	Behind	Laptime	No	Behind	Laptime	No	Behind	Laptime
4		1:35.662	14		1:32.234	14		1:27.903	14		2:49.342	14		2:18.789
14	0.156	1:35.818	23	0.135	1:31.272	23	1.647	1:29.415	23	0.747	2:48.442	23	1.399	2:19.441
28	0.627	1:36.289	2	0.530	1:30.711	2	3.841	1:31.214	2	2.184	2:47.685	2	1.732	2:18.337
23	1.253	1:36.915	9	2.336	1:31.431	9	5.296	1:30.863	9	2.672	2:46.718	9	2.163	2:18.280
2	2.209	1:37.871	31	4.050	1:31.736	44	8.654	1:30.429	31	4.907	2:45.519	31	3.057	2:16.939
9	3.295	1:38.957	44	6.128	1:31.679	31	8.730	1:32.583	44	5.880	2:46.568	44	3.598	2:16.507
31	4.704	1:40.366	34	6.344	1:31.539	34	8.829	1:30.388	34	7.346	2:47.859	34	3.831	2:15.274
39	6.287	1:41.949	39	7.246	1:33.349	39	11.379	1:32.036	39	8.299	2:46.262	39	5.110	2:15.600
44	6.839	1:42.501	36	9.660	1:34.511	36	16.615	1:34.858	36	9.365	2:42.092	36	6.491	2:15.915
34	7.195	1:42.857	7	14.996	1:39.896	7	21.160	1:34.067	7	11.076	2:39.258	7	7.954	2:15.667
7	7.490	1:43.152												
36	7.539	1:43.201												

Weather / Track : Bright / Damp

Thruxton  
 Circuit Length = 2.3560 miles  
 Start: 16:08 End: 16:29

# Dunlop Sport Maxx Production Cup

## RACE 17 - LAP CHART

Lap 6			Lap 7			Lap 8			Lap 9			Lap 10		
No	Behind	Laptime	No	Behind	Laptime	No	Behind	Laptime	No	Behind	Laptime	No	Behind	Laptime
14		1:28.952	14		1:29.588	14		1:31.516	23		1:30.313	23		1:30.891
23	1.932	1:29.485	23	1.597	1:29.253	23	0.987	1:30.906	14	0.181	1:31.481	14	0.117	1:30.827
2	3.452	1:30.672	2	4.374	1:30.510	2	6.383	1:33.525	2	7.007	1:31.924	2	7.859	1:31.743
9	4.230	1:31.019	9	5.373	1:30.731	9	7.421	1:33.564	9	8.148	1:32.027	9	7.986	1:30.729
31	6.700	1:32.595	31	10.852	1:33.740	34	14.822	1:35.025	34	15.360	1:31.838	34	16.186	1:31.717
34	6.912	1:32.033	34	11.313	1:33.989	31	14.859	1:35.523	31	17.010	1:33.451	31	19.229	1:33.110
44	7.848	1:33.202	39	11.515	1:32.449	39	15.164	1:35.165	39	17.313	1:33.449	39	19.772	1:33.350
39	8.654	1:32.496	44	12.738	1:34.478	44	15.753	1:34.531	44	18.144	1:33.691	44	20.239	1:32.986
36	13.348	1:35.809	36	19.544	1:35.784	36	25.493	1:37.465	36	29.926	1:35.733	36	33.497	1:34.462
7	13.993	1:34.991	7	20.150	1:35.745	7	28.101	1:39.467	7	32.931	1:36.130	7	37.912	1:35.872

Weather / Track : Bright / Damp

Thruxton  
 Circuit Length = 2.3560 miles  
 Start: 16:08 End: 16:29



**Dunlop Sport Maxx Production Cup  
RACE 17 - LAP CHART**

Lap 11			Lap 12		
No	Behind	Laptime	No	Behind	Laptime
23		1:30.094	14		1:29.151
14	0.046	1:30.023	23	0.554	1:29.751
2	7.916	1:30.151	9	9.490	1:28.697
9	9.990	1:32.098	2	11.623	1:32.904
34	17.299	1:31.207	34	19.720	1:31.618
31	20.839	1:31.704	31	23.248	1:31.606
44	22.152	1:32.007	44	23.537	1:30.582
39	32.207	1:42.529	39	39.070	1:36.060
36	38.353	1:34.950	36	42.024	1:32.868
7	44.752	1:36.934	7	51.101	1:35.546

Weather / Track : Bright / Damp

Thruxton  
Circuit Length = 2.3560 miles  
Start: 16:08 End: 16:29

# Mini Challenge

## QUALIFYING - RACE 6 - CLASSIFICATION

POS	NO	CL	NAME	ENTRY	TIME	ON	LAPS	GAP	DIFF	MPH
1	1	R56	Luke CAUDLE	Mini Cooper R56	1:26.628	9	10			97.90
2	10	R56	Chris SMITH	Mini Cooper R56	1:26.801	3	9	0.173	0.173	97.71
3	24	R56	Chris KNOX	Mini Cooper R56	1:27.193	11	11	0.565	0.392	97.27
4	50	R56	Jason RICHARDSON	Mini Cooper R56	1:27.366	3	14	0.738	0.173	97.08
5	5	R56	Andrew BAILEY	Mini Cooper R56	1:28.333	6	12	1.705	0.967	96.01
6	26	S	Lee ALLEN	Mini Cooper S	1:28.462	3	12	1.834	0.129	95.87
7	51	R56	Gavin BRISTOW	Mini Cooper R56	1:28.616	4	14	1.988	0.154	95.71
8	40	S	Chris JAMES	Mini Cooper S	1:29.526	3	13	2.898	0.910	94.73
9	68	S	Lee SULLIVAN	Mini Cooper S	1:29.723	3	12	3.095	0.197	94.53
10	2	S	Dean RAYMOND	Mini Cooper S	1:30.241	11	11	3.613	0.518	93.98
11	7	S	Craig FREEMAN	Mini Cooper S	1:32.665	11	12	6.037	2.424	91.52
12	45	C	David OGDON	Mini Cooper	1:36.078	5	12	9.450	3.413	88.27
13	15	C	Justina WILLIAMS	Mini Cooper	1:36.086	10	11	9.458	0.008	88.27
14	18	C	Sam OSBORNE	Mini Cooper	1:36.331	7	12	9.703	0.245	88.04
15	13	C	Gary KOUNNIS	Mini Cooper	1:37.216	3	11	10.588	0.885	87.24
16	9	C	Kevin OCONNOR	Mini Cooper	1:38.031	8	11	11.403	0.815	86.51
17	11	C	Jason FOSTER	Mini Cooper	1:38.140	12	12	11.512	0.109	86.42

Car No 50 - 2 grid place penalty - Championship Regulation 4.2.2

Weather / Track : Bright / Dry

These results are provisional until the conclusion of any judicial and technical matters.

Thruxton

Circuit Length = 2.3560 miles

Start: 11:20 End: 11:42

Clerk of Course :		Timekeeper :
-------------------	--	--------------

# Mini Challenge

## QUALIFYING - RACE 6 - LAP ANALYSIS

<b>1</b>	<b>Luke CAUDLE</b>		R56 Mini Cooper R56				
1 -	1:44.329	+ 17.701	11:23:28.618	7 -	1:25.254 P	+ -1.374	11:32:19.625
2 -	1:33.693	+ 7.065	11:25:02.311	8 -	3:21.610	+ 1:54.982	11:35:41.235
3 -	1:28.493	+ 1.865	11:26:30.804	9 -	1:27.008	+ 0.380	11:37:08.243
4 -	1:27.443	+ 0.815	11:27:58.247	10 -	1:26.860	+ 0.232	11:38:35.103
5 -	1:27.322	+ 0.694	11:29:25.569	11 -	<b>1:26.628</b>		<b>11:40:01.731</b>
6 -	1:28.802	+ 2.174	11:30:54.371	12 -	1:31.047	+ 4.419	11:41:32.778
<b>2</b>	<b>Dean RAYMOND</b>		S Mini Cooper S				
1 -	1:45.543	+ 15.302	11:23:15.443	7 -	1:32.099	+ 1.858	11:32:31.027
2 -	1:35.071	+ 4.830	11:24:50.514	8 -	1:32.624	+ 2.383	11:34:03.651
3 -	1:32.354	+ 2.113	11:26:22.868	9 -	1:35.154 P	+ 4.913	11:35:38.805
4 -	1:31.752	+ 1.511	11:27:54.620	10 -	3:54.664	+ 2:24.423	11:39:33.469
5 -	1:31.858	+ 1.617	11:29:26.478	11 -	<b>1:30.241</b>		<b>11:41:03.710</b>
6 -	1:32.450	+ 2.209	11:30:58.928				
<b>5</b>	<b>Andrew BAILEY</b>		R56 Mini Cooper R56				
1 -	1:30.746	+ 2.413	11:24:26.136	7 -	1:29.979	+ 1.646	11:33:30.365
2 -	1:28.752	+ 0.419	11:25:54.888	8 -	1:46.626	+ 18.293	11:35:16.991
3 -	1:28.337	+ 0.004	11:27:23.225	9 -	1:29.099	+ 0.766	11:36:46.090
4 -	1:39.694	+ 11.361	11:29:02.919	10 -	1:29.364	+ 1.031	11:38:15.454
5 -	1:29.134	+ 0.801	11:30:32.053	11 -	1:29.448	+ 1.115	11:39:44.902
6 -	<b>1:28.333</b>		<b>11:32:00.386</b>	12 -	1:43.783	+ 15.450	11:41:28.685
<b>7</b>	<b>Craig FREEMAN</b>		S Mini Cooper S				
1 -	1:45.498	+ 12.833	11:23:11.222	7 -	1:33.109	+ 0.444	11:32:36.299
2 -	1:37.040	+ 4.375	11:24:48.262	8 -	1:37.439 P	+ 4.774	11:34:13.738
3 -	1:36.366	+ 3.701	11:26:24.628	9 -	2:23.877	+ 51.212	11:36:37.615
4 -	1:32.730	+ 0.065	11:27:57.358	10 -	1:32.846	+ 0.181	11:38:10.461
5 -	1:32.748	+ 0.083	11:29:30.106	11 -	<b>1:32.665</b>		<b>11:39:43.126</b>
6 -	1:33.084	+ 0.419	11:31:03.190	12 -	1:33.369	+ 0.704	11:41:16.495
<b>9</b>	<b>Kevin OCONNOR</b>		C Mini Cooper				
1 -	1:57.159	+ 19.128	11:23:24.696	7 -	1:38.146	+ 0.115	11:33:22.833
2 -	1:45.261	+ 7.230	11:25:09.957	8 -	<b>1:38.031</b>		<b>11:35:00.864</b>
3 -	1:39.114	+ 1.083	11:26:49.071	9 -	1:37.657 P	+ -0.374	11:36:38.521
4 -	1:38.586	+ 0.555	11:28:27.657	10 -	3:16.299	+ 1:38.268	11:39:54.820
5 -	1:38.637	+ 0.606	11:30:06.294	11 -	1:46.940	+ 8.909	11:41:41.760
6 -	1:38.393	+ 0.362	11:31:44.687				
<b>10</b>	<b>Chris SMITH</b>		R56 Mini Cooper R56				
1 -	1:43.938	+ 17.137	11:22:51.979	6 -	1:27.243	+ 0.442	11:30:13.484
2 -	1:29.392	+ 2.591	11:24:21.371	7 -	1:27.811	+ 1.010	11:31:41.295
3 -	<b>1:26.801</b>		<b>11:25:48.172</b>	8 -	1:31.025 P	+ 4.224	11:33:12.320
4 -	1:27.666	+ 0.865	11:27:15.838	9 -	5:09.910 P	+ 3:43.109	11:38:22.230
5 -	1:30.403	+ 3.602	11:28:46.241				
<b>11</b>	<b>Jason FOSTER</b>		C Mini Cooper				
1 -	1:55.618	+ 17.478	11:23:37.311	7 -	1:39.817	+ 1.677	11:33:50.100
2 -	1:46.697	+ 8.557	11:25:24.008	8 -	1:40.350	+ 2.210	11:35:30.450
3 -	1:43.169	+ 5.029	11:27:07.177	9 -	1:40.336	+ 2.196	11:37:10.786
4 -	1:41.865	+ 3.725	11:28:49.042	10 -	1:40.801	+ 2.661	11:38:51.587
5 -	1:41.161	+ 3.021	11:30:30.203	11 -	1:38.774	+ 0.634	11:40:30.361
6 -	1:40.080	+ 1.940	11:32:10.283	12 -	<b>1:38.140</b>		<b>11:42:08.501</b>
<b>13</b>	<b>Gary KOUNNIS</b>		C Mini Cooper				
1 -	1:43.694	+ 6.478	11:22:48.652	7 -	1:37.411	+ 0.195	11:32:34.953
2 -	1:37.983	+ 0.767	11:24:26.635	8 -	1:40.612	+ 3.396	11:34:15.565
3 -	<b>1:37.216</b>		<b>11:26:03.851</b>	9 -	1:37.503	+ 0.287	11:35:53.068
4 -	1:37.906	+ 0.690	11:27:41.757	10 -	1:34.895 P	+ -2.321	11:37:27.963
5 -	1:37.938	+ 0.722	11:29:19.695	11 -	3:23.560 P	+ 1:46.344	11:40:51.523
6 -	1:37.847	+ 0.631	11:30:57.542				

Car No 50 - 2 grid place penalty - Championship Regulation 4.2.2

Weather / Track : Bright / Dry

Thruxton

Circuit Length = 2.3560 miles

Start: 11:20 End: 11:42

# Mini Challenge

## QUALIFYING - RACE 6 - LAP ANALYSIS

<b>15</b>	<b>Justina WILLIAMS</b>		C Mini Cooper				
1 -	1:54.212	+ 18.126	11:23:33.597	7 -	1:37.097	+ 1.011	11:33:27.649
2 -	1:47.192	+ 11.106	11:25:20.789	8 -	1:36.740	+ 0.654	11:35:04.389
3 -	1:38.899	+ 2.813	11:26:59.688	9 -	1:41.747 P	+ 5.661	11:36:46.136
4 -	1:36.906	+ 0.820	11:28:36.594	10 -	2:11.162	+ 35.076	11:38:57.298
5 -	1:37.106	+ 1.020	11:30:13.700	11 -	<b>1:36.086</b>		<b>11:40:33.384</b>
6 -	1:36.852	+ 0.766	11:31:50.552	12 -	1:36.610	+ 0.524	11:42:09.994
<b>18</b>	<b>Sam OSBORNE</b>		C Mini Cooper				
1 -	1:57.327	+ 20.996	11:23:31.856	7 -	<b>1:36.331</b>		<b>11:33:29.106</b>
2 -	1:44.023	+ 7.692	11:25:15.879	8 -	1:36.498	+ 0.167	11:35:05.604
3 -	1:38.799	+ 2.468	11:26:54.678	9 -	1:37.431	+ 1.100	11:36:43.035
4 -	1:38.324	+ 1.993	11:28:33.002	10 -	1:38.127	+ 1.796	11:38:21.162
5 -	1:42.262	+ 5.931	11:30:15.264	11 -	1:36.608	+ 0.277	11:39:57.770
6 -	1:37.511	+ 1.180	11:31:52.775	12 -	1:36.352	+ 0.021	11:41:34.122
<b>24</b>	<b>Chris KNOX</b>		R56 Mini Cooper R56				
1 -	1:44.056	+ 16.863	11:22:54.534	7 -	1:27.668	+ 0.475	11:32:07.415
2 -	1:32.859	+ 5.666	11:24:27.393	8 -	1:33.172	+ 5.979	11:33:40.587
3 -	1:27.867	+ 0.674	11:25:55.260	9 -	1:28.240 P	+ 1.047	11:35:08.827
4 -	1:27.657	+ 0.464	11:27:22.917	10 -	4:21.687	+ 2:54.494	11:39:30.514
5 -	1:45.899	+ 18.706	11:29:08.816	11 -	<b>1:27.193</b>		<b>11:40:57.707</b>
6 -	1:30.931	+ 3.738	11:30:39.747				
<b>26</b>	<b>Lee ALLEN</b>		S Mini Cooper S				
1 -	1:36.774	+ 8.312	11:22:40.660	7 -	1:29.486	+ 1.024	11:31:35.528
2 -	1:29.085	+ 0.623	11:24:09.745	8 -	1:29.170	+ 0.708	11:33:04.698
3 -	<b>1:28.462</b>		<b>11:25:38.207</b>	9 -	1:28.684	+ 0.222	11:34:33.382
4 -	1:28.998	+ 0.536	11:27:07.205	10 -	1:34.387 P	+ 5.925	11:36:07.769
5 -	1:29.609	+ 1.147	11:28:36.814	11 -	3:37.072	+ 2:08.610	11:39:44.841
6 -	1:29.228	+ 0.766	11:30:06.042	12 -	1:50.794	+ 22.332	11:41:35.635
<b>40</b>	<b>Chris JAMES</b>		S Mini Cooper S				
1 -	1:44.958	+ 15.432	11:23:21.137	8 -	1:32.921	+ 3.395	11:34:13.308
2 -	1:33.887	+ 4.361	11:24:55.024	9 -	1:30.857	+ 1.331	11:35:44.165
3 -	<b>1:29.526</b>		<b>11:26:24.550</b>	10 -	1:41.981	+ 12.455	11:37:26.146
4 -	1:30.465	+ 0.939	11:27:55.015	11 -	1:29.926	+ 0.400	11:38:56.072
5 -	1:30.427	+ 0.901	11:29:25.442	12 -	1:31.564	+ 2.038	11:40:27.636
6 -	1:44.722	+ 15.196	11:31:10.164	13 -	1:30.629	+ 1.103	11:41:58.265
7 -	1:30.223	+ 0.697	11:32:40.387				
<b>45</b>	<b>David OGDON</b>		C Mini Cooper				
1 -	1:58.392	+ 22.314	11:23:31.328	7 -	1:36.890	+ 0.812	11:33:42.392
2 -	2:04.935	+ 28.857	11:25:36.263	8 -	1:37.304	+ 1.226	11:35:19.696
3 -	1:39.362	+ 3.284	11:27:15.625	9 -	1:37.114	+ 1.036	11:36:56.810
4 -	1:37.117	+ 1.039	11:28:52.742	10 -	1:36.616	+ 0.538	11:38:33.426
5 -	<b>1:36.078</b>		<b>11:30:28.820</b>	11 -	1:40.636	+ 4.558	11:40:14.062
6 -	1:36.682	+ 0.604	11:32:05.502	12 -	1:38.088	+ 2.010	11:41:52.150
<b>50</b>	<b>Jason RICHARDSON</b>		R56 Mini Cooper R56				
1 -	1:39.342	+ 11.976	11:22:39.559	8 -	1:27.739	+ 0.373	11:32:55.408
2 -	1:28.920	+ 1.554	11:24:08.479	9 -	1:27.902	+ 0.536	11:34:23.310
3 -	<b>1:27.366</b>		<b>11:25:35.845</b>	10 -	1:28.583	+ 1.217	11:35:51.893
4 -	1:27.464	+ 0.098	11:27:03.309	11 -	1:29.560	+ 2.194	11:37:21.453
5 -	1:28.184	+ 0.818	11:28:31.493	12 -	1:27.764	+ 0.398	11:38:49.217
6 -	1:28.058	+ 0.692	11:29:59.551	13 -	1:28.220	+ 0.854	11:40:17.437
7 -	1:28.118	+ 0.752	11:31:27.669	14 -	1:27.512	+ 0.146	11:41:44.949
<b>51</b>	<b>Gavin BRISTOW</b>		R56 Mini Cooper R56				
1 -	1:42.903	+ 14.287	11:22:54.847	8 -	1:28.984	+ 0.368	11:33:21.353
2 -	1:30.306	+ 1.690	11:24:25.153	9 -	1:29.029	+ 0.413	11:34:50.382
3 -	1:30.969	+ 2.353	11:25:56.122	10 -	1:29.098	+ 0.482	11:36:19.480

Car No 50 - 2 grid place penalty - Championship Regulation 4.2.2

Weather / Track : Bright / Dry

Thruxton

Circuit Length = 2.3560 miles

Start: 11:20 End: 11:42

## Mini Challenge

### QUALIFYING - RACE 6 - LAP ANALYSIS

4 -	<b>1:28.616</b>		<b>11:27:24.738</b>	11 -	1:28.792	+ 0.176	11:37:48.272
5 -	1:29.239	+ 0.623	11:28:53.977	12 -	1:28.784	+ 0.168	11:39:17.056
6 -	1:29.121	+ 0.505	11:30:23.098	13 -	1:29.093	+ 0.477	11:40:46.149
7 -	1:29.271	+ 0.655	11:31:52.369	14 -	1:28.629	+ 0.013	11:42:14.778
<b>68</b>	<b>Lee SULLIVAN</b>			<b>S Mini Cooper S</b>			
1 -	1:39.621	+ 9.898	11:23:04.319	7 -	3:31.230	+ 2:01.507	11:34:13.791
2 -	1:32.390	+ 2.667	11:24:36.709	8 -	1:30.580	+ 0.857	11:35:44.371
3 -	<b>1:29.723</b>		<b>11:26:06.432</b>	9 -	1:31.463	+ 1.740	11:37:15.834
4 -	1:30.456	+ 0.733	11:27:36.888	10 -	1:31.581	+ 1.858	11:38:47.415
5 -	1:30.665	+ 0.942	11:29:07.553	11 -	1:30.991	+ 1.268	11:40:18.406
6 -	1:35.008 P	+ 5.285	11:30:42.561	12 -	1:30.684	+ 0.961	11:41:49.090

Car No 50 - 2 grid place penalty - Championship Regulation 4.2.2

Weather / Track : Bright / Dry


Thruxton

Circuit Length = 2.3560 miles

Start: 11:20 End: 11:42

# Mini Challenge

## RACE 6 - GRID

ROW 9	11	1:38.140 Jason FOSTER		
ROW 8		13	1:37.216 Gary KOUNNIS	9
				1:38.031 Kevin OCONNOR
ROW 7	15	1:36.086 Justina WILLIAMS	18	1:36.331 Sam OSBORNE
ROW 6		7	1:32.665 Craig FREEMAN	45
				1:36.078 David OGDON
ROW 5	68	1:29.723 Lee SULLIVAN	2	1:30.241 Dean RAYMOND
ROW 4		51	1:28.616 Gavin BRISTOW	40
				1:29.526 Chris JAMES
ROW 3	26	1:28.462 Lee ALLEN	50	1:27.366 Jason RICHARDSON
ROW 2		24	1:27.193 Chris KNOX	5
				1:28.333 Andrew BAILEY
ROW 1	1	1:26.628 Luke CAUDLE	10	1:26.801 Chris SMITH
<b>Pole</b>				
				

Car No 50 - 2 grid place penalty - Championship Regulation 4.2.2

Thruxton  
Circuit Length = 2.3560 miles

**These results are provisional until the conclusion of any judicial and technical matters.**

Clerk of Course :		Timekeeper :

# Mini Challenge

## RACE 6 - CLASSIFICATION

POS	NO	CL	NAME	ENTRY	LAPS	TIME	GAP	DIFF	MPH	BEST	ON
1	1	R56	<b>Luke CAUDLE</b>	Mini Cooper R56	14	20:32.206			96.36	1:26.859	5
2	10	R56	<b>Chris SMITH</b>	Mini Cooper R56	14	20:32.582	<b>0.376</b>	0.376	96.33	1:26.855	2
3	24	R56	<b>Chris KNOX</b>	Mini Cooper R56	14	20:39.594	<b>7.388</b>	7.012	95.79	1:27.207	9
4	51	R56	<b>Gavin BRISTOW</b>	Mini Cooper R56	14	20:46.009	<b>13.803</b>	6.415	95.29	1:27.554	7
5	26	S	<b>Lee ALLEN</b>	Mini Cooper S	14	21:05.200	<b>32.994</b>	19.191	93.85	1:28.796	4
6	5	R56	<b>Andrew BAILEY</b>	Mini Cooper R56	14	21:14.351	<b>42.145</b>	9.151	93.17	1:27.235	7
7	2	S	<b>Dean RAYMOND</b>	Mini Cooper S	14	21:16.808	<b>44.602</b>	2.457	92.99	1:30.073	13
8	40	S	<b>Chris JAMES</b>	Mini Cooper S	14	21:16.832	<b>44.626</b>	0.024	92.99	1:29.980	2
9	7	S	<b>Craig FREEMAN</b>	Mini Cooper S	14	22:07.038	<b>1:34.832</b>	50.206	89.47	1:33.070	2
10	15	C	<b>Justina WILLIAMS</b>	Mini Cooper	13	21:14.842	<b>1 lap</b>	1 lap	86.48	1:36.499	6
11	18	C	<b>Sam OSBORNE</b>	Mini Cooper	13	21:16.164	<b>1 lap</b>	1.322	86.39	1:36.350	6
12	13	C	<b>Gary KOUNNIS</b>	Mini Cooper	13	21:16.930	<b>1 lap</b>	0.766	86.34	1:36.269	5
13	9	C	<b>Kevin OCONNOR</b>	Mini Cooper	13	21:20.163	<b>1 lap</b>	3.233	86.12	1:36.324	5
14	45	C	<b>David OGDON</b>	Mini Cooper	13	21:47.634	<b>1 lap</b>	27.471	84.32	1:36.652	4
NOT CLASSIFIED											
DNF	50	R56	<b>Jason RICHARDSON</b>	Mini Cooper R56	9	13:20.000	<b>5 laps</b>	4 laps	95.41	1:27.652	7
DNF	11	C	<b>Jason FOSTER</b>	Mini Cooper	8	13:34.976	<b>6 laps</b>	1 lap	83.25	1:38.012	2
DNF	68	S	<b>Lee SULLIVAN</b>	Mini Cooper S	5	7:43.214	<b>9 laps</b>	3 laps	91.55	1:30.308	4
FASTEST LAP											
10	R56	<b>Chris SMITH</b>	Mini Cooper R56	2	1:26.855			97.65 mph		157.15 kph	
26	S	<b>Lee ALLEN</b>	Mini Cooper S	4	1:28.796			95.51 mph		153.72 kph	
13	C	<b>Gary KOUNNIS</b>	Mini Cooper	5	1:36.269			88.10 mph		141.78 kph	

Car No 5 needs a working transponder - Q.12.2.1

Weather / Track : Sunny / Dry

These results are provisional until the conclusion of any judicial and technical matters.

Thruxton

Circuit Length = 2.3560 miles

Start: 16:05 End: 16:28

Clerk of Course :		Timekeeper :	
-------------------	--	--------------	--

# Mini Challenge

## RACE 6 - LAP CHART

Lap 1			Lap 2			Lap 3			Lap 4			Lap 5		
No	Behind	Laptime	No	Behind	Laptime	No	Behind	Laptime	No	Behind	Laptime	No	Behind	Laptime
1		1:34.357	1		1:27.148	10		1:26.978	10		1:26.919	10		1:26.890
24	0.492	1:34.849	10	0.404	1:26.855	1	0.137	1:27.519	1	0.459	1:27.241	1	0.428	1:26.859
10	0.697	1:35.054	24	1.571	1:28.227	24	1.681	1:27.492	24	2.245	1:27.483	24	2.597	1:27.242
5	1.542	1:35.899	50	3.170	1:28.232	50	3.483	1:27.695	50	4.494	1:27.930	50	5.354	1:27.750
50	2.086	1:36.443	5	3.741	1:29.347	51	5.032	1:28.355	51	6.002	1:27.889	51	6.688	1:27.576
26	2.542	1:36.899	51	4.059	1:28.513	5	5.533	1:29.174	5	7.165	1:28.551	5	7.779	1:27.504
51	2.694	1:37.051	26	4.940	1:29.546	26	6.448	1:28.890	26	8.325	1:28.796	26	10.768	1:29.333
40	3.628	1:37.985	40	6.460	1:29.980	40	9.221	1:30.143	40	12.706	1:30.404	40	16.132	1:30.316
68	3.894	1:38.251	2	7.787	1:30.546	2	10.992	1:30.587	68	14.822	1:30.308	2	18.523	1:30.362
2	4.389	1:38.746	68	7.865	1:31.119	68	11.433	1:30.950	2	15.051	1:30.978	68	20.518	1:32.586
7	6.397	1:40.754	7	12.319	1:33.070	7	18.331	1:33.394	7	24.739	1:33.327	7	31.010	1:33.161
45	11.069	1:45.426	45	21.266	1:37.345	15	33.041	1:38.096	15	43.103	1:36.981	15	52.880	1:36.667
15	12.860	1:47.217	15	22.327	1:36.615	18	33.828	1:38.346	18	43.916	1:37.007	18	53.457	1:36.431
18	13.431	1:47.788	18	22.864	1:36.581	9	34.311	1:37.785	9	44.483	1:37.091	9	53.917	1:36.324
13	14.118	1:48.475	9	23.908	1:36.512	13	34.745	1:37.790	13	44.827	1:37.001	13	54.206	1:36.269
9	14.544	1:48.901	13	24.337	1:37.367	11	37.457	1:38.601	11	48.619	1:38.081	11	59.840	1:38.111
11	15.374	1:49.731	11	26.238	1:38.012	45	57.717	2:03.833	45	1:07.450	1:36.652	45	1:17.465	1:36.905

Car No 5 needs a working transponder - Q.12.2.1

Weather / Track : Sunny / Dry

Thruxton  
Circuit Length = 2.3560 miles  
Start: 16:05 End: 16:28



# Mini Challenge

## RACE 6 - LAP CHART

Lap 6			Lap 7			Lap 8			Lap 9			Lap 10		
No	Behind	Laptime	No	Behind	Laptime	No	Behind	Laptime	No	Behind	Laptime	No	Behind	Laptime
10		1:27.030	10		1:27.204	1		1:27.792	10		1:27.912	1		1:28.407
1	0.487	1:27.089	45	1 LAP	1:36.875	10	0.615	1:28.741	1	0.385	1:28.912	10	0.952	1:29.744
24	3.068	1:27.501	1	0.334	1:27.051	24	3.365	1:28.062	24	2.045	1:27.207	15	1 LAP	1:38.196
50	6.520	1:28.196	24	3.429	1:27.565	50	6.923	1:28.081	50	6.417	1:28.021 P	18	1 LAP	1:38.417
51	7.540	1:27.882	50	6.968	1:27.652	51	7.768	1:28.004	51	7.841	1:28.600	24	3.071	1:29.818
5	8.592	1:27.843	51	7.890	1:27.554	5	8.282	1:27.785	45	1 LAP	1:37.530	13	1 LAP	1:37.616
26	13.410	1:29.672	5	8.623	1:27.235	45	1 LAP	1:37.675	26	20.381	1:31.652	9	1 LAP	1:39.684
40	20.495	1:31.393	26	15.559	1:29.353	26	17.256	1:29.823	11	1 LAP	1:53.618	51	8.067	1:29.018
2	22.508	1:31.015	40	24.420	1:31.129	40	27.330	1:31.036	5	21.393	1:41.638	26	22.563	1:30.974
7	37.195	1:33.215	2	25.437	1:30.133	2	28.375	1:31.064	40	30.035	1:31.232	45	1 LAP	1:37.784
15	1:02.349	1:36.499	7	43.265	1:33.274	7	49.774	1:34.635	2	30.556	1:30.708	5	27.945	1:35.344
18	1:02.777	1:36.350	15	1:11.743	1:36.598	15	1:20.445	1:36.828	7	56.148	1:34.901	40	32.019	1:30.776
9	1:03.351	1:36.464	9	1:12.701	1:36.554	9	1:21.460	1:36.885				2	32.581	1:30.817
13	1:03.965	1:36.789	18	1:12.755	1:37.182	18	1:21.883	1:37.254				7	1:02.856	1:35.500
11	1:11.937	1:39.127	13	1:13.284	1:36.523	13	1:22.809	1:37.651						
			11	1:24.428	1:39.695									

Car No 5 needs a working transponder - Q.12.2.1

Weather / Track : Sunny / Dry

Thruxton  
Circuit Length = 2.3560 miles  
Start: 16:05 End: 16:28

# Mini Challenge

## RACE 6 - LAP CHART

Lap 11			Lap 12			Lap 13			Lap 14		
No	Behind	Laptime	No	Behind	Laptime	No	Behind	Laptime	No	Behind	Laptime
1		1:27.604	1		1:27.188	1		1:27.564	1		1:27.475
10	0.927	1:27.579	10	1.102	1:27.363	10	0.530	1:26.992	10	0.376	1:27.321
24	4.360	1:28.893	24	5.451	1:28.279	24	5.999	1:28.112	24	7.388	1:28.864
51	9.332	1:28.869	51	10.690	1:28.546	51	12.497	1:29.371	51	13.803	1:28.781
15	1 LAP	1:37.617	15	1 LAP	1:38.960	26	30.981	1:30.323	26	32.994	1:29.488
18	1 LAP	1:38.105	18	1 LAP	1:39.296	15	1 LAP	1:37.166	5	42.145	1:31.593
13	1 LAP	1:38.031	13	1 LAP	1:39.376	18	1 LAP	1:36.504	15	1 LAP	1:37.402
9	1 LAP	1:41.191	9	1 LAP	1:37.890	13	1 LAP	1:36.799	18	1 LAP	1:36.903
26	25.382	1:30.423	26	28.222	1:30.028	9	1 LAP	1:37.040	2	44.602	1:30.803
5	33.182	1:32.841	5	36.333	1:30.339	5	38.027	1:29.258	40	44.626	1:31.131
40	34.926	1:30.511	40	38.242	1:30.504	40	40.970	1:30.292	13	1 LAP	1:37.243
2	35.819	1:30.842	2	38.765	1:30.134	2	41.274	1:30.073	9	1 LAP	1:37.842
45	1 LAP	1:40.774	45	1 LAP	1:37.768	45	1 LAP	1:37.736	45	1 LAP	1:41.331
7	1:10.360	1:35.108	7	1:18.062	1:34.890	7	1:26.790	1:36.292	7	1:34.832	1:35.517


Car No 5 needs a working transponder - Q.12.2.1

Weather / Track : Sunny / Dry

Thruxton  
Circuit Length = 2.3560 miles  
Start: 16:05 End: 16:28

# Mini Challenge

## RACE 13 - GRID

ROW 9	11	Jason FOSTER	
ROW 8	9	Kevin OCONNOR	45 David OGDON
ROW 7	18	Sam OSBORNE	13 Gary KOUNNIS
ROW 6	68	Lee SULLIVAN	15 Justina WILLIAMS
ROW 5	40	Chris JAMES	7 Craig FREEMAN
ROW 4	50	Jason RICHARDSON	2 Dean RAYMOND
ROW 3	26	Lee ALLEN	5 Andrew BAILEY
ROW 2	24	Chris KNOX	51 Gavin BRISTOW
ROW 1	1	Luke CAUDLE	10 Chris SMITH
<b>Pole</b>			
			

Thruxton  
Circuit Length = 2.3560 miles

**These results are provisional until the conclusion of any judicial and technical matters.**

Clerk of Course :		Timekeeper :
-------------------	--	--------------

# Mini Challenge

## RACE 13 - CLASSIFICATION - AMENDED

POS	NO	CL	NAME	ENTRY	LAPS	TIME	GAP	DIFF	MPH	BEST	ON
1	10	R56	Chris SMITH	Mini Cooper R56	14	20:36.796			96.00	1:27.255	5
2	24	R56	Chris KNOX	Mini Cooper R56	14	20:36.832	0.036	0.036	96.00	1:27.127	13
3	1	R56	Luke CAUDLE	Mini Cooper R56	14	20:36.834	0.038	0.002	96.00	1:26.730	6
4	51	R56	Gavin BRISTOW	Mini Cooper R56	14	20:58.126	21.330	21.292	94.37	1:27.904	4
5	26	S	Lee ALLEN	Mini Cooper S	14	21:07.686	30.890	9.560	93.66	1:28.965	4
6	68	S	Lee SULLIVAN	Mini Cooper S	14	21:17.332	40.536	9.646	92.96	1:29.636	5
7	2	S	Dean RAYMOND	Mini Cooper S	14	21:20.780	43.984	3.448	92.71	1:29.726	3
8	5	R56	Andrew BAILEY	Mini Cooper R56	14	21:28.777	51.981	7.997	92.13	1:28.482	4
9	9	C	Kevin OCONNOR	Mini Cooper	13	21:10.207	1 lap	1 lap	86.80	1:36.027	6
10	15	C	Justina WILLIAMS	Mini Cooper	13	21:10.668	1 lap	0.461	86.77	1:36.153	4
11	13	C	Gary KOUNNIS	Mini Cooper	13	21:11.395	1 lap	0.727	86.72	1:36.087	3
12	18	C	Sam OSBORNE	Mini Cooper	13	21:12.383	1 lap	0.988	86.65	1:36.226	3
13	50	R56	Jason RICHARDSON	Mini Cooper R56	13	21:16.211	1 lap	3.828	86.39	1:28.015	12
14	7	S	Craig FREEMAN	Mini Cooper S	13	21:37.901	1 lap	21.690	84.95	1:33.945	5
15	45	C	David OGDON	Mini Cooper	13	21:39.721	1 lap	1.820	84.83	1:37.747	3
16	11	C	Jason FOSTER	Mini Cooper	13	21:55.251	1 lap	15.530	83.83	1:39.044	4

### NOT CLASSIFIED

DNF	40	S	Chris JAMES	Mini Cooper S	2	4:35.386	12 laps	11 laps	61.59		
-----	----	---	-------------	---------------	---	----------	---------	---------	-------	--	--

### FASTEST LAP

1	R56	Luke CAUDLE	Mini Cooper R56	6	1:26.730	97.79 mph	157.38 kph
26	S	Lee ALLEN	Mini Cooper S	4	1:28.965	95.33 mph	153.42 kph
9	C	Kevin OCONNOR	Mini Cooper	6	1:36.027	88.32 mph	142.14 kph

Car No. 5 still needs a working transponder - Q.12.2.1

Weather / Track : Cloudy / Dry

These results are provisional until the conclusion of any judicial and technical matters.

Thruxton

Circuit Length = 2.3560 miles

Start: 13:20 End: 13:42

Clerk of Course :		Timekeeper :	
-------------------	--	--------------	--

# Mini Challenge

## RACE 13 - LAP CHART

Lap 1			Lap 2			Lap 3			Lap 4			Lap 5		
No	Behind	Laptime	No	Behind	Laptime	No	Behind	Laptime	No	Behind	Laptime	No	Behind	Laptime
24		1:34.559	24		1:27.886	24		1:27.870	10		1:27.383	10		1:27.255
10	0.666	1:35.225	10	0.219	1:27.439	10	0.015	1:27.666	24	0.254	1:27.652	24	0.515	1:27.516
1	1.146	1:35.705	1	0.468	1:27.208	1	0.342	1:27.744	1	0.472	1:27.528	1	1.130	1:27.913
26	2.139	1:36.698	50	3.243	1:28.542	50	3.451	1:28.078	5	6.659	1:28.482	5	8.434	1:29.030
50	2.587	1:37.146	26	4.487	1:30.234	40	1 LAP	1:34.115 P	26	7.839	1:28.965	51	9.244	1:28.024
5	3.636	1:38.195	5	4.589	1:28.839	5	5.575	1:28.856	51	8.475	1:27.904	26	9.975	1:29.391
2	4.658	1:39.217	68	7.438	1:29.779	26	6.272	1:29.655	68	12.137	1:30.109	68	14.518	1:29.636
68	5.545	1:40.104	51	7.666	1:28.672	51	7.969	1:28.173	2	13.308	1:30.240	2	16.735	1:30.682
51	6.880	1:41.439	2	8.610	1:31.838	68	9.426	1:29.858	50	21.668	1:45.615 P	7	37.603	1:33.945
7	9.671	1:44.230	7	17.152	1:35.367	2	10.466	1:29.726	7	30.913	1:34.473	15	48.554	1:36.288
9	11.948	1:46.507	15	22.214	1:37.914	7	23.838	1:34.556	15	39.521	1:36.153	9	49.247	1:36.484
15	12.186	1:46.745	9	22.636	1:38.574	15	30.766	1:36.422	9	40.018	1:36.331	18	49.764	1:36.294
18	12.453	1:47.012	18	23.225	1:38.658	9	31.085	1:36.319	18	40.725	1:36.542	13	50.260	1:36.530
13	13.710	1:48.269	13	23.885	1:38.061	18	31.581	1:36.226	13	40.985	1:36.281	45	59.832	1:38.386
11	15.401	1:49.960	11	27.410	1:39.895	13	32.102	1:36.087	45	48.701	1:38.170	11	1:02.301	1:39.152
45	16.187	1:50.746	45	28.052	1:39.751	45	37.929	1:37.747	11	50.404	1:39.044			
40	1:26.712	3:01.271				11	38.758	1:39.218						

Car No. 5 still needs a working transponder - Q.12.2.1

Weather / Track : Cloudy / Dry

Thruxton  
Circuit Length = 2.3560 miles  
Start: 13:20 End: 13:42

# Mini Challenge

## RACE 13 - LAP CHART

Lap 6			Lap 7			Lap 8			Lap 9			Lap 10		
No	Behind	Laptime	No	Behind	Laptime	No	Behind	Laptime	No	Behind	Laptime	No	Behind	Laptime
10		1:27.367	10		1:27.579	10		1:27.504	10		1:28.595	10		1:28.154
24	0.292	1:27.144	24	0.324	1:27.611	1	0.883	1:27.873	1	0.285	1:27.997	13	1 LAP	1:37.037
1	0.493	1:26.730	1	0.514	1:27.600	24	1.595	1:28.775	24	2.465	1:29.465	1	0.235	1:28.104
51	10.511	1:28.634	51	12.078	1:29.146	11	1 LAP	1:45.332	45	1 LAP	1:41.839	24	2.145	1:27.834
26	12.357	1:29.749	26	14.137	1:29.359	51	14.577	1:30.003	51	16.138	1:30.156	51	17.103	1:29.119
68	17.431	1:30.280	68	21.056	1:31.204	26	16.932	1:30.299	11	1 LAP	1:41.991	45	1 LAP	1:40.463
2	20.207	1:30.839	2	23.240	1:30.612	68	24.153	1:30.601	26	19.175	1:30.838	26	22.017	1:30.996
50	1 LAP	2:59.462	50	1 LAP	1:28.620	2	26.956	1:31.220	68	27.508	1:31.950	68	30.262	1:30.908
5	29.233	1:48.166	5	32.840	1:31.186	50	1 LAP	1:30.349	2	29.854	1:31.493	11	1 LAP	1:41.145
7	47.416	1:37.180	7	56.393	1:36.556	5	37.804	1:32.468	50	1 LAP	1:31.906	2	32.725	1:31.025
15	57.425	1:36.238	15	1:06.057	1:36.211	7	1:08.309	1:39.420	5	40.602	1:31.393	50	1 LAP	1:30.300
9	57.907	1:36.027	9	1:06.719	1:36.391	9	1:16.174	1:36.959	7	1:17.229	1:37.515	5	43.289	1:30.841
18	59.841	1:37.444	18	1:09.643	1:37.381	15	1:16.471	1:37.918	9	1:25.449	1:37.870	7	1:25.632	1:36.557
13	1:00.021	1:37.128	13	1:09.985	1:37.543	18	1:19.465	1:37.326	15	1:25.910	1:38.034			
45	1:10.613	1:38.148	45	1:20.904	1:37.870	13	1:19.722	1:37.241	18	1:27.711	1:36.841			
11	1:14.920	1:39.986												

Car No. 5 still needs a working transponder - Q.12.2.1

Weather / Track : Cloudy / Dry

Thruxton  
Circuit Length = 2.3560 miles  
Start: 13:20 End: 13:42

# Mini Challenge

## RACE 13 - LAP CHART

Lap 11			Lap 12			Lap 13			Lap 14		
No	Behind	Laptime	No	Behind	Laptime	No	Behind	Laptime	No	Behind	Laptime
10		1:28.317	1		1:27.266	10		1:27.342	10		1:29.269
1	0.369	1:28.451	10	0.066	1:27.701	1	0.171	1:27.579	24	0.036	1:27.353
24	2.040	1:28.212	24	2.233	1:27.828	24	1.952	1:27.127	1	0.038	1:29.136
9	1 LAP	1:37.458	7	1 LAP	1:38.050	7	1 LAP	1:35.213 P	51	21.330	1:28.894
15	1 LAP	1:37.684	9	1 LAP	1:37.534	51	21.705	1:29.653	26	30.890	1:31.677
18	1 LAP	1:36.430	15	1 LAP	1:37.455	9	1 LAP	1:37.061	9	1 LAP	1:36.692
13	1 LAP	1:36.600	18	1 LAP	1:37.106	15	1 LAP	1:36.707	15	1 LAP	1:36.899
51	18.089	1:29.303	13	1 LAP	1:36.845	13	1 LAP	1:36.848	13	1 LAP	1:36.925
26	23.867	1:30.167	51	19.460	1:29.006	18	1 LAP	1:37.591	18	1 LAP	1:37.532
45	1 LAP	1:39.457	26	26.319	1:30.087	26	28.482	1:29.571	50	1 LAP	1:29.993
68	31.936	1:29.991	68	34.842	1:30.541	68	37.595	1:30.161	68	40.536	1:32.210
2	35.507	1:31.099	50	1 LAP	1:29.146	50	1 LAP	1:28.015	2	43.984	1:30.575
50	1 LAP	1:29.039	2	39.560	1:31.688	2	42.678	1:30.526	5	51.981	1:31.371
11	1 LAP	1:40.496	45	1 LAP	1:40.132	5	49.879	1:29.443	7	1 LAP	2:14.839
5	45.200	1:30.228	5	47.844	1:30.279	45	1 LAP	1:38.233	45	1 LAP	1:38.779
			11	1 LAP	1:40.215	11	1 LAP	1:39.051	11	1 LAP	1:39.766


Car No. 5 still needs a working transponder - Q.12.2.1

Weather / Track : Cloudy / Dry

Thrupton  
 Circuit Length = 2.3560 miles  
 Start: 13:20 End: 13:42

# Mini Challenge

## RACE 18 - GRID - AMENDED

ROW 9	9 Kevin OCONNOR	
ROW 8	13 Gary KOUNNIS	15 Justina WILLIAMS
ROW 7	45 David OGDON	18 Sam OSBORNE
ROW 6	40 Chris JAMES	11 Jason FOSTER
ROW 5	68 Lee SULLIVAN	26 Lee ALLEN
ROW 4	7 Craig FREEMAN	2 Dean RAYMOND
ROW 3	24 Chris KNOX	10 Chris SMITH
ROW 2	51 Gavin BRISTOW	1 Luke CAUDLE
ROW 1	50 Jason RICHARDSON	5 Andrew BAILEY
<b>Pole</b>		
		

Thruxton  
Circuit Length = 2.3560 miles

**These results are provisional until the conclusion of any judicial and technical matters.**

Clerk of Course :		Timekeeper :
-------------------	--	--------------



# Mini Challenge

## RACE 18 - CLASSIFICATION

POS	NO	CL	NAME	ENTRY	LAPS	TIME	GAP	DIFF	MPH	BEST	ON
1	1	R56	Luke CAUDLE	Mini Cooper R56	12	20:28.276			82.86	1:26.823	4
2	10	R56	Chris SMITH	Mini Cooper R56	12	20:28.735	0.459	0.459	82.83	1:26.717	4
3	24	R56	Chris KNOX	Mini Cooper R56	12	20:31.449	3.173	2.714	82.64	1:26.928	4
4	51	R56	Gavin BRISTOW	Mini Cooper R56	12	20:32.854	4.578	1.405	82.55	1:28.523	3
5	5	R56	Andrew BAILEY	Mini Cooper R56	12	20:33.371	5.095	0.517	82.52	1:28.698	2
6	26	S	Lee ALLEN	Mini Cooper S	12	20:43.929	15.653	10.558	81.82	1:29.050	5
7	2	S	Dean RAYMOND	Mini Cooper S	12	20:46.585	18.309	2.656	81.64	1:30.089	12
8	40	S	Chris JAMES	Mini Cooper S	12	20:49.342	21.066	2.757	81.46	1:29.457	3
9	68	S	Lee SULLIVAN	Mini Cooper S	12	20:50.451	22.175	1.109	81.39	1:29.666	6
10	7	S	Craig FREEMAN	Mini Cooper S	12	20:50.822	22.546	0.371	81.36	1:32.879	12
11	13	C	Gary KOUNNIS	Mini Cooper	12	20:57.831	29.555	7.009	80.91	1:36.914	3
12	15	C	Justina WILLIAMS	Mini Cooper	12	20:58.288	30.012	0.457	80.88	1:35.884	4
13	18	C	Sam OSBORNE	Mini Cooper	12	20:59.905	31.629	1.617	80.78	1:36.117	4
14	45	C	David OGDON	Mini Cooper	12	21:02.684	34.408	2.779	80.60	1:36.495	2
15	11	C	Jason FOSTER	Mini Cooper	11	20:43.898	1 lap	1 lap	75.00	1:37.285	3
16	50	R56	Jason RICHARDSON	Mini Cooper R56	10	20:44.511	2 laps	1 lap	68.15	1:28.738	10
NOT CLASSIFIED											
DNF	9	C	Kevin OCONNOR	Mini Cooper	6	9:51.729	6 laps	4 laps	86.00	1:36.873	4
FASTEST LAP											
10	R56	Chris SMITH	Mini Cooper R56	4	1:26.717	97.80 mph	157.40 kph				
26	S	Lee ALLEN	Mini Cooper S	5	1:29.050	95.24 mph	153.28 kph				
15	C	Justina WILLIAMS	Mini Cooper	4	1:35.884	88.45 mph	142.35 kph				

CAR NO'S 5 & 7 HAD NO WORKING TRANSPONDERS

Weather / Track : Sunny / Dry

These results are provisional until the conclusion of any judicial and technical matters.

Thruxton

Circuit Length = 2.3560 miles

Start: 16:39 End: 17:01

Clerk of Course :	Timekeeper :
-------------------	--------------

# Mini Challenge

## RACE 18 - LAP CHART

Lap 1			Lap 2			Lap 3			Lap 4			Lap 5		
No	Behind	Laptime	No	Behind	Laptime	No	Behind	Laptime	No	Behind	Laptime	No	Behind	Laptime
1		1:28.185	1		1:26.858	1		1:27.148	1		1:26.823	1		1:27.679
50	0.728	1:28.913	10	1.750	1:26.996	10	1.644	1:27.042	10	1.538	1:26.717	10	1.569	1:27.710
10	1.612	1:29.797	24	2.540	1:26.985	24	2.594	1:27.202	24	2.699	1:26.928	24	2.124	1:27.104
24	2.413	1:30.598	5	4.954	1:28.698	5	6.784	1:28.978	5	9.026	1:29.065	5	10.756	1:29.409
5	3.114	1:31.299	51	6.855	1:29.191	51	8.230	1:28.523	51	10.548	1:29.141	51	11.591	1:28.722
26	3.795	1:31.980	26	7.062	1:30.125	26	9.008	1:29.094	26	11.487	1:29.302	26	12.858	1:29.050
2	4.482	1:32.667	2	7.862	1:30.238	40	10.590	1:29.457	40	14.545	1:30.778	50	2 LAPS	3:51.863
51	4.522	1:32.707	40	8.281	1:29.507	2	11.179	1:30.465	2	15.476	1:31.120	40	17.252	1:30.386
40	5.632	1:33.817	68	11.950	1:31.824	68	14.736	1:29.934	68	17.993	1:30.080	2	18.598	1:30.801
68	6.984	1:35.169	7	17.551	1:34.932	7	25.507	1:35.104	7	33.502	1:34.818	68	20.645	1:30.331
7	9.477	1:37.662	45	23.313	1:36.495	13	33.355	1:36.914	13	43.993	1:37.461	7	40.281	1:34.458
13	12.104	1:40.289	13	23.589	1:38.343	45	33.769	1:37.604	45	44.789	1:37.843	13	53.582	1:37.268
45	13.676	1:41.861	18	26.803	1:37.393	18	36.426	1:36.771	18	45.720	1:36.117	45	53.929	1:36.819
11	15.930	1:44.115	9	26.975	1:36.916	9	36.720	1:36.893	9	46.770	1:36.873	18	55.702	1:37.661
18	16.268	1:44.453	11	27.529	1:38.457	11	37.666	1:37.285	15	46.992	1:35.884	9	56.194	1:37.103
9	16.917	1:45.102	15	27.752	1:37.543	15	37.931	1:37.327	11	48.464	1:37.621	15	56.487	1:37.174
15	17.067	1:45.252	50	44.909	2:11.039 P							11	59.009	1:38.224

Weather / Track : Sunny / Dry

Thruxton  
 Circuit Length = 2.3560 miles  
 Start: 16:39 End: 17:01

# Mini Challenge

## RACE 18 - LAP CHART

Lap 6			Lap 7			Lap 8			Lap 9			Lap 10		
No	Behind	Laptime	No	Behind	Laptime	No	Behind	Laptime	No	Behind	Laptime	No	Behind	Laptime
1		1:27.442	1		1:27.233	1		1:27.229	1		1:35.631	1		3:19.735
10	1.417	1:27.290	10	1.008	1:26.824	10	1.197	1:27.418	10	0.419	1:34.853	10	1.178	3:20.494
24	1.661	1:26.979	24	1.680	1:27.252	24	1.630	1:27.179	11	1 LAP	1:44.209	11	1 LAP	3:20.747
51	12.758	1:28.609	51	14.946	1:29.421	51	16.463	1:28.746	24	2.326	1:36.327	24	3.755	3:21.164
5	13.041	1:29.727	5	15.396	1:29.588	5	16.921	1:28.754	51	10.479	1:29.647	51	4.746	3:14.002
26	14.910	1:29.494	26	17.363	1:29.686	26	19.805	1:29.671	5	11.794	1:30.504	5	6.231	3:14.172
50	2 LAPS	1:29.579	50	2 LAPS	1:29.109	50	2 LAPS	1:29.273	26	18.049	1:33.875	26	7.961	3:09.647
40	20.150	1:30.340	40	22.582	1:29.665	40	26.580	1:31.227	50	2 LAPS	1:34.293	50	2 LAPS	3:09.322
2	21.668	1:30.512	2	24.588	1:30.153	2	28.024	1:30.665	2	29.085	1:36.692	2	10.658	3:01.308
68	22.869	1:29.666	68	25.452	1:29.816	68	28.321	1:30.098	68	29.449	1:36.759	68	11.949	3:02.235
7	47.076	1:34.237	7	53.710	1:33.867	7	1:00.756	1:34.275	40	37.447	1:46.498 P	7	13.416	2:14.842
13	1:03.844	1:37.704	13	1:13.983	1:37.372	13	1:24.362	1:37.608	7	1:18.309	1:53.184	40	14.379	2:56.667
45	1:04.483	1:37.996	45	1:14.287	1:37.037	45	1:24.997	1:37.939	13	1:43.475	1:54.744	13	16.106	1:52.366
15	1:06.719	1:37.674	18	1:18.107	1:38.207	18	1:29.937	1:39.059	45	1:44.031	1:54.665	45	17.131	1:52.835
18	1:07.133	1:38.873	15	1:18.808	1:39.322	15	1:30.193	1:38.614	15	1:44.664	1:50.102	15	18.436	1:53.507
9	1:07.594	1:38.842	11	1:19.983	1:37.881				18	1:44.950	1:50.644	18	19.021	1:53.806
11	1:09.335	1:37.768												

Weather / Track : Sunny / Dry

Thruxton  
 Circuit Length = 2.3560 miles  
 Start: 16:39 End: 17:01

## Mini Challenge

### RACE 18 - LAP CHART

Lap 11			Lap 12		
No	Behind	Laptime	No	Behind	Laptime
1		2:27.165	1		1:27.148
10	0.228	2:26.215	10	0.459	1:27.379
24	2.353	2:25.763	24	3.173	1:27.968
51	2.765	2:25.184	51	4.578	1:28.961
11	1 LAP	2:27.676	5	5.095	1:29.039
5	3.204	2:24.138	11	1 LAP	1:39.915
26	13.389	2:32.593	26	15.653	1:29.412
50	2 LAPS	2:32.382	50	2 LAPS	1:28.738
2	15.368	2:31.875	2	18.309	1:30.089
68	15.639	2:30.855	40	21.066	1:31.145
7	16.815	2:30.564	68	22.175	1:33.684
40	17.069	2:29.855	7	22.546	1:32.879
13	19.735	2:30.794	13	29.555	1:36.968
45	20.243	2:30.277	15	30.012	1:36.268
15	20.892	2:29.621	18	31.629	1:37.576
18	21.201	2:29.345	45	34.408	1:41.313

Weather / Track : Sunny / Dry

Thruxton  
Circuit Length = 2.3560 miles  
Start: 16:39 End: 17:01

# Autosport Young Guns

## QUALIFYING - RACE 10 - CLASSIFICATION

POS	NO	CL	NAME	ENTRY	TIME	ON	LAPS	GAP	DIFF	MPH
1	4		<b>Patryk SZCZEBINSKI</b>	JKS F75	<b>1:18.415</b>	12	14			108.16
2	16		<b>Max CORNELIUS</b>	JKS F75	<b>1:18.785</b>	13	14	<b>0.370</b>	0.370	107.65
3	5		<b>James NUTBROWN</b>	JKS F75	<b>1:19.465</b>	11	14	<b>1.050</b>	0.680	106.73
4	33		<b>Jake RATTENBURY</b>	JKS F75	<b>1:19.616</b>	14	14	<b>1.201</b>	0.151	106.53
5	3		<b>Russell DANZEY</b>	JKS F75	<b>1:20.529</b>	11	14	<b>2.114</b>	0.913	105.32
6	6		<b>Anton SPIRES</b>	JKS F75	<b>1:21.019</b>	4	14	<b>2.604</b>	0.490	104.68

Weather / Track : Bright / Dry

These results are provisional until the conclusion of any judicial and technical matters.

Thruxton

Circuit Length = 2.3560 miles

Start: 17:10 End: 17:31

Clerk of Course :

Timekeeper :

# Autosport Young Guns


## QUALIFYING - RACE 10 - LAP ANALYSIS

<b>3</b>	<b>Russell DANZEY</b>			JKS F75			
1 -	1:52.233	+ 31.704	17:12:20.794	8 -	1:21.220	+ 0.691	17:21:56.853
2 -	1:26.505	+ 5.976	17:13:47.299	9 -	1:20.913	+ 0.384	17:23:17.766
3 -	1:22.013	+ 1.484	17:15:09.312	10 -	1:20.844	+ 0.315	17:24:38.610
4 -	1:21.255	+ 0.726	17:16:30.567	11 -	<b>1:20.529</b>		<b>17:25:59.139</b>
5 -	1:21.678	+ 1.149	17:17:52.245	12 -	1:32.960	+ 12.431	17:27:32.099
6 -	1:22.012	+ 1.483	17:19:14.257	13 -	1:22.027	+ 1.498	17:28:54.126
7 -	1:21.376	+ 0.847	17:20:35.633	14 -	1:21.338	+ 0.809	17:30:15.464
<b>4</b>	<b>Patryk SZCZERBINSKI</b>			JKS F75			
1 -	2:33.369	+ 1:14.954	17:13:05.972	8 -	1:18.771	+ 0.356	17:22:41.966
2 -	1:21.015	+ 2.600	17:14:26.987	9 -	1:19.038	+ 0.623	17:24:01.004
3 -	1:22.734	+ 4.319	17:15:49.721	10 -	1:18.893	+ 0.478	17:25:19.897
4 -	1:19.639	+ 1.224	17:17:09.360	11 -	1:27.272	+ 8.857	17:26:47.169
5 -	1:21.731	+ 3.316	17:18:31.091	12 -	<b>1:18.415</b>		<b>17:28:05.584</b>
6 -	1:32.946	+ 14.531	17:20:04.037	13 -	1:23.795	+ 5.380	17:29:29.379
7 -	1:19.158	+ 0.743	17:21:23.195	14 -	1:18.991	+ 0.576	17:30:48.370
<b>5</b>	<b>James NUTBROWN</b>			JKS F75			
1 -	2:31.096	+ 1:11.631	17:13:14.305	8 -	1:20.104	+ 0.639	17:22:46.198
2 -	1:29.803	+ 10.338	17:14:44.108	9 -	1:19.802	+ 0.337	17:24:06.000
3 -	1:21.661	+ 2.196	17:16:05.769	10 -	1:20.012	+ 0.547	17:25:26.012
4 -	1:20.142	+ 0.677	17:17:25.911	11 -	<b>1:19.465</b>		<b>17:26:45.477</b>
5 -	1:19.767	+ 0.302	17:18:45.678	12 -	1:19.636	+ 0.171	17:28:05.113
6 -	1:19.558	+ 0.093	17:20:05.236	13 -	1:19.841	+ 0.376	17:29:24.954
7 -	1:20.858	+ 1.393	17:21:26.094	14 -	1:20.767	+ 1.302	17:30:45.721
<b>6</b>	<b>Anton SPIRES</b>			JKS F75			
1 -	1:50.343	+ 29.324	17:12:36.317	8 -	1:21.931	+ 0.912	17:22:28.590
2 -	1:31.618	+ 10.599	17:14:07.935	9 -	1:21.932	+ 0.913	17:23:50.522
3 -	1:21.838	+ 0.819	17:15:29.773	10 -	1:21.775	+ 0.756	17:25:12.297
4 -	<b>1:21.019</b>		<b>17:16:50.792</b>	11 -	1:21.616	+ 0.597	17:26:33.913
5 -	1:31.297	+ 10.278	17:18:22.089	12 -	1:22.255	+ 1.236	17:27:56.168
6 -	1:22.217	+ 1.198	17:19:44.306	13 -	1:21.893	+ 0.874	17:29:18.061
7 -	1:22.353	+ 1.334	17:21:06.659	14 -	1:21.464	+ 0.445	17:30:39.525
<b>16</b>	<b>Max CORNELIUS</b>			JKS F75			
1 -	1:49.511	+ 30.726	17:12:34.378	8 -	1:19.748	+ 0.963	17:22:06.254
2 -	1:31.549	+ 12.764	17:14:05.927	9 -	1:19.641	+ 0.856	17:23:25.895
3 -	1:21.036	+ 2.251	17:15:26.963	10 -	1:19.496	+ 0.711	17:24:45.391
4 -	1:19.973	+ 1.188	17:16:46.936	11 -	1:37.081	+ 18.296	17:26:22.472
5 -	1:19.623	+ 0.838	17:18:06.559	12 -	1:18.954	+ 0.169	17:27:41.426
6 -	1:20.285	+ 1.500	17:19:26.844	13 -	<b>1:18.785</b>		<b>17:29:00.211</b>
7 -	1:19.662	+ 0.877	17:20:46.506	14 -	1:19.482	+ 0.697	17:30:19.693
<b>33</b>	<b>Jake RATTENBURY</b>			JKS F75			
1 -	1:51.999	+ 32.383	17:12:19.176	8 -	1:20.831	+ 1.215	17:22:19.147
2 -	1:50.289	+ 30.673	17:14:09.465	9 -	1:20.723	+ 1.107	17:23:39.870
3 -	1:24.917	+ 5.301	17:15:34.382	10 -	1:20.521	+ 0.905	17:25:00.391
4 -	1:21.814	+ 2.198	17:16:56.196	11 -	1:19.887	+ 0.271	17:26:20.278
5 -	1:20.892	+ 1.276	17:18:17.088	12 -	1:19.711	+ 0.095	17:27:39.989
6 -	1:20.682	+ 1.066	17:19:37.770	13 -	1:19.716	+ 0.100	17:28:59.705
7 -	1:20.546	+ 0.930	17:20:58.316	14 -	<b>1:19.616</b>		<b>17:30:19.321</b>

Weather / Track : Bright / Dry

Thruxton  
Circuit Length = 2.3560 miles  
Start: 17:10 End: 17:31

**Autosport Young Guns**  
**RACE 10 - GRID**

ROW 3	1:20.529 3   Russell DANZEY	1:21.019 6   Anton SPIRES
ROW 2	1:19.465 5   James NUTBROWN	1:19.616 33   Jake RATTENBURY
ROW 1	1:18.415 4   Patryk SZCZEBINSKI	1:18.785 16   Max CORNELIUS
<b>Pole</b>		
		

Thruxton  
Circuit Length = 2.3560 miles

**These results are provisional until the conclusion of any judicial and technical matters.**

Clerk of Course :		Timekeeper :
-------------------	--	--------------

# Autosport Young Guns

## RACE 10 - CLASSIFICATION

POS	NO	CL	NAME	ENTRY	LAPS	TIME	GAP	DIFF	MPH	BEST	ON
1	16		Max CORNELIUS	JKS F75	15	20:04.942			105.58	1:19.235	15
2	4		Patryk SZCZERBINSKI	JKS F75	15	20:05.387	0.445	0.445	105.54	1:19.172	13
3	33		Jake RATTENBURY	JKS F75	15	20:14.387	9.445	9.000	104.76	1:20.090	14
4	6		Anton SPIRES	JKS F75	15	20:26.415	21.473	12.028	103.73	1:20.734	7
5	3		Russell DANZEY	JKS F75	15	20:37.920	32.978	11.505	102.77	1:21.311	2
6	5		James NUTBROWN	JKS F75	15	20:46.407	41.465	8.487	102.07	1:20.350	2

### FASTEST LAP

4			Patryk SZCZERBINSKI	JKS F75	13	1:19.172			107.12 mph		172.40 kph
---	--	--	---------------------	---------	----	----------	--	--	------------	--	------------

Weather / Track : Sunny / Dry

These results are provisional until the conclusion of any judicial and technical matters.

Thruxton

Circuit Length = 2.3560 miles

Start: 11:47 End: 12:08

Clerk of Course :		Timekeeper :
-------------------	--	--------------



**Autosport Young Guns**  
**RACE 10 - LAP CHART**

Lap 1			Lap 2			Lap 3			Lap 4			Lap 5		
No	Behind	Laptime	No	Behind	Laptime	No	Behind	Laptime	No	Behind	Laptime	No	Behind	Laptime
4		1:25.823	16		1:19.420	4		1:19.182	4		1:20.217	16		1:19.698
16	0.525	1:26.348	4	0.747	1:20.692	16	0.362	1:20.291	16	0.223	1:20.078	4	0.282	1:20.203
33	1.997	1:27.820	33	2.737	1:20.685	33	3.515	1:20.707	33	3.943	1:20.645	33	4.641	1:20.619
6	2.314	1:28.137	6	3.142	1:20.773	6	3.985	1:20.772	6	4.687	1:20.919	6	5.534	1:20.768
5	2.886	1:28.709	5	3.291	1:20.350	3	6.489	1:21.375	3	8.560	1:22.288	3	11.100	1:22.461
3	3.677	1:29.500	3	5.043	1:21.311	5	19.182	1:35.820	5	22.604	1:23.639	5	25.417	1:22.734

Weather / Track : Sunny / Dry

Thruxton  
 Circuit Length = 2.3560 miles  
 Start: 11:47 End: 12:08

**Autosport Young Guns**  
**RACE 10 - LAP CHART**

Lap 6			Lap 7			Lap 8			Lap 9			Lap 10		
No	Behind	Laptime	No	Behind	Laptime	No	Behind	Laptime	No	Behind	Laptime	No	Behind	Laptime
4		1:20.283	16		1:19.700	16		1:19.591	4		1:20.078	16		1:19.505
16	0.281	1:20.846	4	0.318	1:20.299	4	0.353	1:19.626	16	0.427	1:20.858	4	0.169	1:20.101
33	4.406	1:20.330	33	5.130	1:20.705	33	5.876	1:20.337	33	6.349	1:20.904	33	6.924	1:20.507
6	6.047	1:21.078	6	6.800	1:20.734	6	8.076	1:20.867	6	8.565	1:20.920	6	10.967	1:22.334
3	12.903	1:22.368	3	14.776	1:21.854	3	17.022	1:21.837	3	18.296	1:21.705	3	20.361	1:21.997
5	26.819	1:21.967	5	28.425	1:21.587	5	30.875	1:22.041	5	32.442	1:21.998	5	33.941	1:21.431

Weather / Track : Sunny / Dry

Thruxton  
 Circuit Length = 2.3560 miles  
 Start: 11:47 End: 12:08

**Autosport Young Guns**  
**RACE 10 - LAP CHART**


Lap 11			Lap 12			Lap 13			Lap 14			Lap 15		
No	Behind	Laptime	No	Behind	Laptime	No	Behind	Laptime	No	Behind	Laptime	No	Behind	Laptime
4		1:19.373	16		1:20.049	4		1:19.172	4		1:19.400	16		1:19.235
16	0.393	1:19.935	4	0.460	1:20.902	16	0.510	1:20.142	16	0.356	1:19.246	4	0.445	1:20.036
33	7.767	1:20.385	33	7.686	1:20.361	33	8.227	1:20.173	33	8.917	1:20.090	33	9.445	1:20.119
6	13.418	1:21.993	6	14.721	1:21.745	6	16.549	1:21.460	6	18.643	1:21.494	6	21.473	1:22.421
3	22.691	1:21.872	3	24.695	1:22.446	3	27.877	1:22.814	3	30.604	1:22.127	3	32.978	1:21.965
5	35.580	1:21.181	5	36.286	1:21.148	5	37.622	1:20.968	5	39.499	1:21.277	5	41.465	1:21.557

Weather / Track : Sunny / Dry

Thruxton  
 Circuit Length = 2.3560 miles  
 Start: 11:47 End: 12:08

**Autosport Young Guns  
RACE 20 - GRID**

ROW 3	1:20.844 3 Russell DANZEY	1:21.464 6 Anton SPIRES
ROW 2	1:19.558 5 James NUTBROWN	1:19.711 33 Jake RATTENBURY
ROW 1	1:18.771 4 Patryk SZCZEBINSKI	1:18.954 16 Max CORNELIUS
<b>Pole</b>		



Thruxton  
Circuit Length = 2.3560 miles

**These results are provisional until the conclusion of any judicial and technical matters.**

Clerk of Course :		Timekeeper :
-------------------	--	--------------

# Autosport Young Guns

## RACE 20 - CLASSIFICATION - AMENDED

POS	NO	CL	NAME	ENTRY	LAPS	TIME	GAP	DIFF	MPH	BEST	ON
1	6		Anton SPIRES	JKS F75	16	21:29.620			105.22	1:19.261	5
2	5		James NUTBROWN	JKS F75	16	21:30.023	0.403	0.403	105.19	1:18.931	4
3	3		Russell DANZEY	JKS F75	16	21:34.042	4.422	4.019	104.86	1:19.587	6
NOT CLASSIFIED											
DNF	4		Patryk SZCZEBINSKI	JKS F75	15	19:58.829	1 lap	1 lap	106.12	1:18.685	7
DNF	33		Jake RATTENBURY	JKS F75	14	18:50.948	2 laps	1 lap	104.99	1:19.802	12
FASTEST LAP											
	4		Patryk SZCZEBINSKI	JKS F75	7	1:18.685			107.79 mph	173.47 kph	

Car No 16 - Excluded from the round - C.1.1.5.

Weather / Track : Sunny / Dry

These results are provisional until the conclusion of any judicial and technical matters.

Thruxton

Circuit Length = 2.3560 miles

Start: 17:52 End: 18:15

Clerk of Course :

Timekeeper :

**Autosport Young Guns**  
**RACE 20 - LAP CHART**

Lap 1			Lap 2			Lap 3			Lap 4			Lap 5		
No	Behind	Laptime	No	Behind	Laptime	No	Behind	Laptime	No	Behind	Laptime	No	Behind	Laptime
16		1:25.248	16		1:19.802	16		1:19.363	16		1:18.932	4		1:19.019
4	1.245	1:26.493	4	0.567	1:19.124	4	0.212	1:19.008	4	0.342	1:19.062	16	0.444	1:19.805
33	1.350	1:26.598	33	1.800	1:20.252	33	2.343	1:19.906	5	2.905	1:18.931	33	4.183	1:20.151
5	1.411	1:26.659	5	2.447	1:20.838	5	2.906	1:19.822	33	3.393	1:19.982	5	4.655	1:21.111
3	2.931	1:28.179	3	3.640	1:20.511	3	4.504	1:20.227	6	5.749	1:20.066	6	5.649	1:19.261
6	3.596	1:28.844	6	4.298	1:20.504	6	4.615	1:19.680	3	6.543	1:20.971	3	7.156	1:19.974

Weather / Track : Sunny / Dry

Thruxton  
 Circuit Length = 2.3560 miles  
 Start: 17:52 End: 18:15

**Autosport Young Guns**  
**RACE 20 - LAP CHART**

Lap 6			Lap 7			Lap 8			Lap 9			Lap 10		
No	Behind	Laptime	No	Behind	Laptime	No	Behind	Laptime	No	Behind	Laptime	No	Behind	Laptime
4		1:18.820	4		1:18.685	4		1:20.103	4		1:18.865	4		1:18.752
16	0.329	1:18.705	16	0.379	1:18.735	16	0.213	1:19.937	16	0.293	1:18.945	16	0.227	1:18.686
33	5.385	1:20.022	5	6.550	1:19.263	33	7.889	1:21.048	33	8.956	1:19.932	33	10.268	1:20.064
5	5.972	1:20.137	33	6.944	1:20.244	6	8.045	1:20.571	6	9.691	1:20.511	5	10.529	1:19.322
6	6.565	1:19.736	6	7.577	1:19.697	5	8.522	1:22.075	5	9.959	1:20.302	6	11.562	1:20.623
3	7.923	1:19.587	3	9.022	1:19.784	3	9.073	1:20.154	3	12.109	1:21.901	3	13.581	1:20.224

Weather / Track : Sunny / Dry

Thruxton  
 Circuit Length = 2.3560 miles  
 Start: 17:52 End: 18:15

**Autosport Young Guns**  
**RACE 20 - LAP CHART**

Lap 11			Lap 12			Lap 13			Lap 14			Lap 15		
No	Behind	Laptime	No	Behind	Laptime	No	Behind	Laptime	No	Behind	Laptime	No	Behind	Laptime
4		1:18.955	4		1:18.770	4		1:19.623	4		1:20.726	4		1:22.824
16	0.814	1:19.542	16	0.400	1:18.356	16	0.401	1:19.624	16	0.474	1:20.799	16	0.956	1:23.306
33	11.787	1:20.474	33	12.819	1:19.802	33	13.909	1:20.713	6	13.508	1:20.286	5	10.514	1:19.697
5	11.806	1:20.232	5	12.950	1:19.914	6	13.948	1:20.305	5	13.641	1:20.255	6	10.677	1:19.993
6	12.049	1:19.442	6	13.266	1:19.987	5	14.112	1:20.785	33	14.943	1:21.760	3	13.791	1:21.348
3	14.439	1:19.813	3	15.377	1:19.708	3	15.776	1:20.022	3	15.267	1:20.217			

Weather / Track : Sunny / Dry

Thruxton  
 Circuit Length = 2.3560 miles  
 Start: 17:52 End: 18:15



**Autosport Young Guns  
RACE 20 - LAP CHART**

Lap 16		
No	Behind	Laptime
6		1:20.114
5	0.403	1:20.680
3	4.422	1:21.422
16	6.003	1:35.838

**Weather / Track : Sunny / Dry**

Thruxton  
Circuit Length = 2.3560 miles  
Start: 17:52 End: 18:15

**Lancaster Insurance MG Owners Club Championship**  
**QUALIFYING - RACE 8 - CLASSIFICATION**

POS	NO	CL	NAME	ENTRY	TIME	ON	LAPS	GAP	DIFF	MPH
1	44	F	<b>Martin WILLS</b>	MG F	<b>1:34.530</b>	4	5			89.72
2	22	Z	<b>Paul R CLACKETT</b>	MG ZS 160	<b>1:35.610</b>	6	9	<b>1.080</b>	1.080	88.71
3	4	F	<b>Ian EVANS</b>	MG MGF	<b>1:36.244</b>	3	9	<b>1.714</b>	0.634	88.12
4	29	Z	<b>Richard WATERMAN</b>	MG ZR 160	<b>1:36.587</b>	4	10	<b>2.057</b>	0.343	87.81
5	10	Z	<b>Nick GOLHAR</b>	MG ZR	<b>1:36.912</b>	9	9	<b>2.382</b>	0.325	87.51
6	23	F	<b>Paul James SAVAGE</b>	MG F VVC	<b>1:37.103</b>	5	9	<b>2.573</b>	0.191	87.34
7	8	F	<b>Paul WISBEY</b>	MG F VVC	<b>1:37.640</b>	9	9	<b>3.110</b>	0.537	86.86
8	66	A	<b>Will SHARPE</b>	MG Midget	<b>1:37.780</b>	2	8	<b>3.250</b>	0.140	86.74
9	2	A	<b>Jim BAYNAM</b>	MG B Roadster	<b>1:38.301</b>	9	9	<b>3.771</b>	0.521	86.28
10	12	A	<b>Paul EALES</b>	MG B GT	<b>1:38.466</b>	9	9	<b>3.936</b>	0.165	86.13
11	42	F	<b>Simon KENDRICK</b>	MG F VVC	<b>1:38.964</b>	4	9	<b>4.434</b>	0.498	85.70
12	18	A	<b>Malcolm HILL</b>	MG B GT	<b>1:39.407</b>	9	9	<b>4.877</b>	0.443	85.32
13	45	B	<b>Harjinder BHAMBRA</b>	MG ZS	<b>1:40.040</b>	7	9	<b>5.510</b>	0.633	84.78
14	28	A	<b>Chris POLLARD</b>	MG Midget	<b>1:40.172</b>	6	9	<b>5.642</b>	0.132	84.67
15	11	A	<b>Koumis TJIEPRAS</b>	MG B GT	<b>1:40.853</b>	8	9	<b>6.323</b>	0.681	84.09
16	46	Z	<b>Mark HALSALL</b>	MG ZR 160	<b>1:41.723</b>	7	8	<b>7.193</b>	0.870	83.37
17	25	A	<b>Kevin BROADLEY</b>	MG B GT	<b>1:42.626</b>	8	9	<b>8.096</b>	0.903	82.64
18	35	A	<b>Andrew Malcolm FORSYTH</b>	MG B Roadster	<b>1:43.018</b>	7	9	<b>8.488</b>	0.392	82.33
19	9	A	<b>Chris FLOOKS</b>	MG B GT	<b>1:43.598</b>	7	9	<b>9.068</b>	0.580	81.86
20	55	B	<b>Hardipak JOHAL</b>	MG Maestro Efi	<b>1:45.038</b>	8	8	<b>10.508</b>	1.440	80.74
21	52	I	<b>Bob FISHER</b>	MG B	<b>1:47.243</b>	7	8	<b>12.713</b>	2.205	79.08
22	41	B	<b>Lloyd FOUNTAIN</b>	MG Maestro	<b>1:47.758</b>	8	8	<b>13.228</b>	0.515	78.70
23	20	A	<b>Samantha DYSON</b>	MG Midget	<b>1:51.840</b>	8	8	<b>17.310</b>	4.082	75.83
24	50	A	<b>Tony PUXTY</b>	MG Midget	<b>1:59.922</b>	6	7	<b>25.392</b>	8.082	70.72

Weather / Track : Sunny / Dry  
 These results are provisional until the conclusion of any judicial and technical matters.

Thrupton  
 Circuit Length = 2.3560 miles  
 Start: 17:35 End: 17:52

Clerk of Course :	Timekeeper :
-------------------	--------------

**Lancaster Insurance MG Owners Club Championship**  
**QUALIFYING - RACE 8 - LAP ANALYSIS**

<b>2</b>	<b>Jim BAYNAM</b>		A MG B Roadster				
1 -	1:53.978	+ 15.677	17:38:33.509	6 -	1:39.966	+ 1.665	17:46:56.624
2 -	1:43.554	+ 5.253	17:40:17.063	7 -	1:39.183	+ 0.882	17:48:35.807
3 -	1:41.630	+ 3.329	17:41:58.693	8 -	1:38.543	+ 0.242	17:50:14.350
4 -	1:39.268	+ 0.967	17:43:37.961	9 -	<b>1:38.301</b>		<b>17:51:52.651</b>
5 -	1:38.697	+ 0.396	17:45:16.658				
<b>4</b>	<b>Ian EVANS</b>		F MG MGF				
1 -	1:47.006	+ 10.762	17:37:46.265	6 -	1:42.521	+ 6.277	17:45:56.970
2 -	1:36.573	+ 0.329	17:39:22.838	7 -	1:40.294	+ 4.050	17:47:37.264
3 -	<b>1:36.244</b>		<b>17:40:59.082</b>	8 -	1:38.975	+ 2.731	17:49:16.239
4 -	1:37.675	+ 1.431	17:42:36.757	9 -	1:59.526 P	+ 23.282	17:51:15.765
5 -	1:37.692	+ 1.448	17:44:14.449				
<b>8</b>	<b>Paul WISBEY</b>		F MG F VVC				
1 -	1:54.498	+ 16.858	17:37:55.149	6 -	1:39.747	+ 2.107	17:46:19.619
2 -	1:43.348	+ 5.708	17:39:38.497	7 -	1:41.134	+ 3.494	17:48:00.753
3 -	1:42.030	+ 4.390	17:41:20.527	8 -	1:37.836	+ 0.196	17:49:38.589
4 -	1:39.849	+ 2.209	17:43:00.376	9 -	<b>1:37.640</b>		<b>17:51:16.229</b>
5 -	1:39.496	+ 1.856	17:44:39.872				
<b>9</b>	<b>Chris FLOOKS</b>		A MG B GT				
1 -	1:54.092	+ 10.494	17:38:04.567	6 -	1:45.199	+ 1.601	17:46:59.180
2 -	1:49.585	+ 5.987	17:39:54.152	7 -	<b>1:43.598</b>		<b>17:48:42.778</b>
3 -	1:47.615	+ 4.017	17:41:41.767	8 -	1:44.467	+ 0.869	17:50:27.245
4 -	1:46.760	+ 3.162	17:43:28.527	9 -	1:44.989	+ 1.391	17:52:12.234
5 -	1:45.454	+ 1.856	17:45:13.981				
<b>10</b>	<b>Nick GOLHAR</b>		Z MG ZR				
1 -	1:56.116	+ 19.204	17:38:23.823	6 -	1:37.513	+ 0.601	17:46:46.005
2 -	1:44.404	+ 7.492	17:40:08.227	7 -	1:36.954	+ 0.042	17:48:22.959
3 -	1:39.783	+ 2.871	17:41:48.010	8 -	1:37.127	+ 0.215	17:50:00.086
4 -	1:40.172	+ 3.260	17:43:28.182	9 -	<b>1:36.912</b>		<b>17:51:36.998</b>
5 -	1:40.310	+ 3.398	17:45:08.492				
<b>11</b>	<b>Koumis TJIEPRAS</b>		A MG B GT				
1 -	1:49.627	+ 8.774	17:38:05.142	6 -	1:42.802	+ 1.949	17:46:57.862
2 -	1:45.059	+ 4.206	17:39:50.201	7 -	1:41.765	+ 0.912	17:48:39.627
3 -	1:41.453	+ 0.600	17:41:31.654	8 -	<b>1:40.853</b>		<b>17:50:20.480</b>
4 -	2:02.385	+ 21.532	17:43:34.039	9 -	1:41.506	+ 0.653	17:52:01.986
5 -	1:41.021	+ 0.168	17:45:15.060				
<b>12</b>	<b>Paul EALES</b>		A MG B GT				
1 -	1:48.456	+ 9.990	17:38:19.834	6 -	1:39.866	+ 1.400	17:46:49.192
2 -	1:44.059	+ 5.593	17:40:03.893	7 -	1:39.907	+ 1.441	17:48:29.099
3 -	1:40.636	+ 2.170	17:41:44.529	8 -	1:38.862	+ 0.396	17:50:07.961
4 -	1:42.106	+ 3.640	17:43:26.635	9 -	<b>1:38.466</b>		<b>17:51:46.427</b>
5 -	1:42.691	+ 4.225	17:45:09.326				
<b>18</b>	<b>Malcolm HILL</b>		A MG B GT				
1 -	1:53.512	+ 14.105	17:38:13.667	6 -	1:40.371	+ 0.964	17:46:41.108
2 -	1:42.732	+ 3.325	17:39:56.399	7 -	1:40.104	+ 0.697	17:48:21.212
3 -	1:42.407	+ 3.000	17:41:38.806	8 -	1:39.576	+ 0.169	17:50:00.788
4 -	1:41.569	+ 2.162	17:43:20.375	9 -	<b>1:39.407</b>		<b>17:51:40.195</b>
5 -	1:40.362	+ 0.955	17:45:00.737				
<b>20</b>	<b>Samantha DYSON</b>		A MG Midget				
1 -	2:04.627	+ 12.787	17:38:18.778	5 -	1:54.721	+ 2.881	17:46:02.559
2 -	1:58.263	+ 6.423	17:40:17.041	6 -	1:52.620	+ 0.780	17:47:55.179
3 -	1:55.245	+ 3.405	17:42:12.286	7 -	1:52.999	+ 1.159	17:49:48.178
4 -	1:55.552	+ 3.712	17:44:07.838	8 -	<b>1:51.840</b>		<b>17:51:40.018</b>

Weather / Track : Sunny / Dry

Thrupton  
 Circuit Length = 2.3560 miles  
 Start: 17:35 End: 17:52

**Lancaster Insurance MG Owners Club Championship**  
**QUALIFYING - RACE 8 - LAP ANALYSIS**

<b>22</b>	<b>Paul R CLACKETT</b>		Z MG ZS 160			
1 -	1:38.603	+ 2.993	17:39:19.263	6 -	<b>1:35.610</b>	<b>17:47:21.040</b>
2 -	1:36.921	+ 1.311	17:40:56.184	7 -	1:36.292	+ 0.682
3 -	1:37.039	+ 1.429	17:42:33.223	8 -	1:36.283	+ 0.673
4 -	1:36.525	+ 0.915	17:44:09.748	9 -	1:37.704	+ 2.094
5 -	1:35.682	+ 0.072	17:45:45.430			
<b>23</b>	<b>Paul James SAVAGE</b>		F MG F VVC			
1 -	1:47.628	+ 10.525	17:38:11.540	6 -	1:37.330	+ 0.227
2 -	1:39.732	+ 2.629	17:39:51.272	7 -	1:37.737	+ 0.634
3 -	1:38.067	+ 0.964	17:41:29.339	8 -	1:37.588	+ 0.485
4 -	1:38.349	+ 1.246	17:43:07.688	9 -	1:37.475	+ 0.372
5 -	<b>1:37.103</b>		<b>17:44:44.791</b>			
<b>25</b>	<b>Kevin BROADLEY</b>		A MG B GT			
1 -	1:56.585	+ 13.959	17:37:59.455	6 -	1:55.866	+ 13.240
2 -	1:47.463	+ 4.837	17:39:46.918	7 -	1:44.717	+ 2.091
3 -	1:43.798	+ 1.172	17:41:30.716	8 -	<b>1:42.626</b>	
4 -	1:45.702	+ 3.076	17:43:16.418	9 -	1:43.914	+ 1.288
5 -	1:57.354	+ 14.728	17:45:13.772			
<b>28</b>	<b>Chris POLLARD</b>		A MG Midget			
1 -	1:57.307	+ 17.135	17:38:02.026	6 -	<b>1:40.172</b>	<b>17:46:41.721</b>
2 -	1:46.783	+ 6.611	17:39:48.809	7 -	1:40.469	+ 0.297
3 -	1:42.456	+ 2.284	17:41:31.265	8 -	1:40.263	+ 0.091
4 -	1:48.479	+ 8.307	17:43:19.744	9 -	1:46.913	+ 6.741
5 -	1:41.805	+ 1.633	17:45:01.549			
<b>29</b>	<b>Richard WATERMAN</b>		Z MG ZR 160			
1 -	1:49.199	+ 12.612	17:37:42.926	6 -	1:38.232	+ 1.645
2 -	1:40.510	+ 3.923	17:39:23.436	7 -	1:37.391	+ 0.804
3 -	1:38.057	+ 1.470	17:41:01.493	8 -	1:39.402	+ 2.815
4 -	<b>1:36.587</b>		<b>17:42:38.080</b>	9 -	1:39.163	+ 2.576
5 -	1:38.219	+ 1.632	17:44:16.299	10 -	1:37.183	+ 0.596
<b>35</b>	<b>Andrew Malcolm FORSYTH</b>		A MG B Roadster			
1 -	1:59.350	+ 16.332	17:38:11.713	6 -	1:45.655	+ 2.637
2 -	1:47.774	+ 4.756	17:39:59.487	7 -	<b>1:43.018</b>	<b>17:48:44.550</b>
3 -	1:46.031	+ 3.013	17:41:45.518	8 -	1:43.297	+ 0.279
4 -	1:46.213	+ 3.195	17:43:31.731	9 -	1:44.948	+ 1.930
5 -	1:44.146	+ 1.128	17:45:15.877			
<b>41</b>	<b>Lloyd FOUNTAIN</b>		B MG Maestro			
1 -	2:08.790	+ 21.032	17:38:44.436	5 -	1:49.845	+ 2.087
2 -	1:58.741	+ 10.983	17:40:43.177	6 -	1:49.517	+ 1.759
3 -	1:53.906	+ 6.148	17:42:37.083	7 -	1:50.472	+ 2.714
4 -	1:50.839	+ 3.081	17:44:27.922	8 -	<b>1:47.758</b>	<b>17:51:45.514</b>
<b>42</b>	<b>Simon KENDRICK</b>		F MG F VVC			
1 -	1:50.579	+ 11.615	17:37:56.580	6 -	1:39.293	+ 0.329
2 -	1:42.982	+ 4.018	17:39:39.562	7 -	1:39.374	+ 0.410
3 -	1:40.201	+ 1.237	17:41:19.763	8 -	1:40.065	+ 1.101
4 -	<b>1:38.964</b>		<b>17:42:58.727</b>	9 -	1:40.043	+ 1.079
5 -	1:47.252	+ 8.288	17:44:45.979			
<b>44</b>	<b>Martin WILLS</b>		F MG F			
1 -	1:37.451	+ 2.921	17:39:17.126	4 -	<b>1:34.530</b>	<b>17:44:02.568</b>
2 -	1:35.817	+ 1.287	17:40:52.943	5 -	1:47.472 P	+ 12.942
3 -	1:35.095	+ 0.565	17:42:28.038			

Weather / Track : Sunny / Dry

Thrupton  
 Circuit Length = 2.3560 miles  
 Start: 17:35 End: 17:52

**Lancaster Insurance MG Owners Club Championship**  
**QUALIFYING - RACE 8 - LAP ANALYSIS**


<b>45</b>	<b>Harjinder BHAMBRA</b>		<b>B MG ZS</b>				
1 -	1:51.230	+ 11.190	17:38:13.235	6 -	1:41.389	+ 1.349	17:46:44.241
2 -	1:44.094	+ 4.054	17:39:57.329	7 -	<b>1:40.040</b>		<b>17:48:24.281</b>
3 -	1:43.664	+ 3.624	17:41:40.993	8 -	1:40.108	+ 0.068	17:50:04.389
4 -	1:40.499	+ 0.459	17:43:21.492	9 -	1:40.922	+ 0.882	17:51:45.311
5 -	1:41.360	+ 1.320	17:45:02.852				
<b>46</b>	<b>Mark HALSALL</b>		<b>Z MG ZR 160</b>				
1 -	1:53.687	+ 11.964	17:38:01.126	5 -	2:55.630	+ 1:13.907	17:46:54.319
2 -	1:43.438	+ 1.715	17:39:44.564	6 -	1:43.399	+ 1.676	17:48:37.718
3 -	1:42.975	+ 1.252	17:41:27.539	7 -	<b>1:41.723</b>		<b>17:50:19.441</b>
4 -	2:31.150 P	+ 49.427	17:43:58.689	8 -	1:41.788	+ 0.065	17:52:01.229
<b>50</b>	<b>Tony PUXTY</b>		<b>A MG Midget</b>				
1 -	2:26.598	+ 26.676	17:38:24.995	5 -	2:10.873	+ 10.951	17:47:02.202
2 -	2:09.752	+ 9.830	17:40:34.747	6 -	<b>1:59.922</b>		<b>17:49:02.124</b>
3 -	2:09.903	+ 9.981	17:42:44.650	7 -	2:00.881	+ 0.959	17:51:03.005
4 -	2:06.679	+ 6.757	17:44:51.329				
<b>52</b>	<b>Bob FISHER</b>		<b>I MG B</b>				
1 -	1:58.925	+ 11.682	17:38:16.880	5 -	1:51.284	+ 4.041	17:45:43.521
2 -	1:54.045	+ 6.802	17:40:10.925	6 -	1:47.603	+ 0.360	17:47:31.124
3 -	1:51.499	+ 4.256	17:42:02.424	7 -	<b>1:47.243</b>		<b>17:49:18.367</b>
4 -	1:49.813	+ 2.570	17:43:52.237	8 -	1:48.414	+ 1.171	17:51:06.781
<b>55</b>	<b>Hardipak JOHAL</b>		<b>B MG Maestro Efi</b>				
1 -	1:59.651	+ 14.613	17:38:29.286	5 -	1:45.235	+ 0.197	17:45:36.294
2 -	1:49.430	+ 4.392	17:40:18.716	6 -	1:46.881	+ 1.843	17:47:23.175
3 -	1:46.124	+ 1.086	17:42:04.840	7 -	1:45.934	+ 0.896	17:49:09.109
4 -	1:46.219	+ 1.181	17:43:51.059	8 -	<b>1:45.038</b>		<b>17:50:54.147</b>
<b>66</b>	<b>Will SHARPE</b>		<b>A MG Midget</b>				
1 -	1:39.229	+ 1.449	17:39:21.222	5 -	1:39.756	+ 1.976	17:45:57.054
2 -	<b>1:37.780</b>		<b>17:40:59.002</b>	6 -	1:39.311	+ 1.531	17:47:36.365
3 -	1:38.674	+ 0.894	17:42:37.676	7 -	1:55.143	+ 17.363	17:49:31.508
4 -	1:39.622	+ 1.842	17:44:17.298	8 -	1:48.286 P	+ 10.506	17:51:19.794

Weather / Track : Sunny / Dry

Thrupton  
 Circuit Length = 2.3560 miles  
 Start: 17:35 End: 17:52

# Lancaster Insurance MG Owners Club Championship

## RACE 8 - GRID

ROW 12	1:51.840 20   Samantha DYSON	1:59.922 50   Tony PUXTY
ROW 11	1:47.243 52   Bob FISHER	1:47.758 41   Lloyd FOUNTAIN
ROW 10	1:43.598 9   Chris FLOOKS	1:45.038 55   Hardipak JOHAL
ROW 9	1:42.626 25   Kevin BROADLEY	1:43.018 35   Andrew Malcolm FORSYTH
ROW 8	1:40.853 11   Koumis TJIEPRAS	1:41.723 46   Mark HALSALL
ROW 7	1:40.040 45   Harjinder BHAMBRA	1:40.172 28   Chris POLLARD
ROW 6	1:38.964 42   Simon KENDRICK	1:39.407 18   Malcolm HILL
ROW 5	1:38.301 2   Jim BAYNAM	1:38.466 12   Paul EALES
ROW 4	1:37.640 8   Paul WISBEY	1:37.780 66   Will SHARPE
ROW 3	1:36.912 10   Nick GOLHAR	1:37.103 23   Paul James SAVAGE
ROW 2	1:36.244 4   Ian EVANS	1:36.587 29   Richard WATERMAN
ROW 1	1:34.530 44   Martin WILLS	1:35.610 22   Paul R CLACKETT
<b>Pole</b>		
		

Thrupton  
Circuit Length = 2.3560 miles

**These results are provisional until the conclusion of any judicial and technical matters.**

Clerk of Course :		Timekeeper :
-------------------	--	--------------

# Lancaster Insurance MG Owners Club Championship

## RACE 8 - CLASSIFICATION

POS	NO	CL	NAME	ENTRY	LAPS	TIME	GAP	DIFF	MPH	BEST	ON
1	44	F	Martin WILLS	MG F	10	16:01.142			88.24	1:34.552	4
2	10	Z	Nick GOLHAR	MG ZR	10	16:03.053	1.911	1.911	88.06	1:34.804	5
3	23	F	Paul James SAVAGE	MG F VVC	10	16:04.105	2.963	1.052	87.97	1:34.705	4
4	22	Z	Paul R CLACKETT	MG ZS 160	10	16:08.701	7.559	4.596	87.55	1:35.089	9
5	4	F	Ian EVANS	MG MGF	10	16:27.378	26.236	18.677	85.89	1:35.577	3
6	29	Z	Richard WATERMAN	MG ZR 160	10	16:37.445	36.303	10.067	85.03	1:38.057	3
7	8	F	Paul WISBEY	MG F VVC	10	16:42.134	40.992	4.689	84.63	1:38.618	10
8	2	A	Jim BAYNAM	MG B Roadster	10	16:43.212	42.070	1.078	84.54	1:37.812	5
9	12	A	Paul EALES	MG B GT	10	16:46.960	45.818	3.748	84.22	1:38.293	9
10	18	A	Malcolm HILL	MG B GT	10	16:47.048	45.906	0.088	84.22	1:38.490	9
11	45	B	Harjinder BHAMBRA	MG ZS	10	17:02.451	1:01.309	15.403	82.95	1:39.342	5
12	25	A	Kevin BROADLEY	MG B GT	10	17:15.793	1:14.651	13.342	81.88	1:40.436	5
13	11	A	Koumis TJIEPRAS	MG B GT	10	17:28.816	1:27.674	13.023	80.86	1:40.532	4
14	55	B	Hardipak JOHAL	MG Maestro Efi	10	17:33.487	1:32.345	4.671	80.50	1:42.508	9
15	35	A	Andrew Malcolm FORSYTH	MG B Roadster	10	17:33.986	1:32.844	0.499	80.47	1:42.562	9
16	66	A	Will SHARPE	MG Midget	10	17:47.055	1:45.913	13.069	79.48	1:37.935	5
17	9	A	Chris FLOOKS	MG B GT	9	16:05.966	1 lap	1 lap	79.02	1:45.223	2
18	41	B	Lloyd FOUNTAIN	MG Maestro	9	16:11.104	1 lap	5.138	78.60	1:42.214	8
19	52	I	Bob FISHER	MG B	9	16:16.603	1 lap	5.499	78.16	1:45.547	2
20	50	A	Tony PUXTY	MG Midget	9	17:33.931	1 lap	1:17.328	72.42	1:49.120	7

### NOT CLASSIFIED

DNF	20	A	Samantha DYSON	MG Midget	8	15:36.411	2 laps	1 lap	72.46	1:53.368	2
DNF	28	A	Chris POLLARD	MG Midget	5	8:33.839	5 laps	3 laps	82.53	1:39.051	5
DNF	46	Z	Mark HALSALL	MG ZR 160	2	3:30.961	8 laps	3 laps	80.40	1:41.051	2
DNF	42	F	Simon KENDRICK	MG F VVC	0						

### FASTEST LAP

44	F	Martin WILLS	MG F	4	1:34.552	89.70 mph	144.36 kph
10	Z	Nick GOLHAR	MG ZR	5	1:34.804	89.46 mph	143.97 kph
2	A	Jim BAYNAM	MG B Roadster	5	1:37.812	86.71 mph	139.55 kph
45	B	Harjinder BHAMBRA	MG ZS	5	1:39.342	85.37 mph	137.40 kph
52	I	Bob FISHER	MG B	2	1:45.547	80.35 mph	129.32 kph

Weather / Track : Bright / Dry

These results are provisional until the conclusion of any judicial and technical matters.

Thruxton

Circuit Length = 2.3560 miles

Start: 10:47 End: 11:05

Clerk of Course :	Timekeeper :
-------------------	--------------

# Lancaster Insurance MG Owners Club Championship

## RACE 8 - LAP CHART

Lap 1			Lap 2			Lap 3			Lap 4			Lap 5		
No	Behind	Laptime	No	Behind	Laptime	No	Behind	Laptime	No	Behind	Laptime	No	Behind	Laptime
44		1:41.512	44		1:35.732	44		1:35.816	44		1:34.552	44		1:35.009
23	0.501	1:42.013	23	0.538	1:35.769	23	0.592	1:35.870	23	0.745	1:34.705	23	0.764	1:35.028
22	1.207	1:42.719	10	2.086	1:36.004	10	1.276	1:35.006	10	1.933	1:35.209	10	1.728	1:34.804
4	1.796	1:43.308	22	2.176	1:36.701	22	2.118	1:35.758	22	2.808	1:35.242	22	2.903	1:35.104
10	1.814	1:43.326	4	3.067	1:37.003	4	2.828	1:35.577	4	4.771	1:36.495	4	7.142	1:37.380
8	4.838	1:46.350	29	9.180	1:39.489	29	11.421	1:38.057	29	15.420	1:38.551	29	18.978	1:38.567
29	5.423	1:46.935	8	9.912	1:40.806	8	13.190	1:39.094	8	17.843	1:39.205	8	21.501	1:38.667
66	7.464	1:48.976	66	10.822	1:39.090	2	14.196	1:39.156	2	19.410	1:39.766	2	22.213	1:37.812
2	7.618	1:49.130	2	10.856	1:38.970	66	14.899	1:39.893	66	20.214	1:39.867	66	23.140	1:37.935
46	8.398	1:49.910	46	13.717	1:41.051	18	18.127	1:39.480	18	23.210	1:39.635	18	27.232	1:39.031
18	9.275	1:50.787	18	14.463	1:40.920	12	19.428	1:40.480	12	23.795	1:38.919	12	27.878	1:39.092
12	9.353	1:50.865	12	14.764	1:41.143	45	20.635	1:41.069	45	25.592	1:39.509	45	29.925	1:39.342
45	10.862	1:52.374	45	15.382	1:40.252	28	22.142	1:40.200	28	27.176	1:39.586	28	31.218	1:39.051
28	12.604	1:54.116	28	17.758	1:40.886	25	24.893	1:41.140	25	31.234	1:40.893	25	36.661	1:40.436
25	13.149	1:54.661	25	19.569	1:42.152	11	25.579	1:41.132	11	31.559	1:40.532	11	46.775	1:50.225
11	13.594	1:55.106	11	20.263	1:42.401	35	33.146	1:45.970	35	42.379	1:43.785	35	52.732	1:45.362
9	14.442	1:55.954	35	22.992	1:44.133	9	34.022	1:45.905	55	45.307	1:45.471	55	53.379	1:43.081
35	14.591	1:56.103	9	23.933	1:45.223	55	34.388	1:46.111	9	45.929	1:46.459	9	57.664	1:46.744
55	15.588	1:57.100	55	24.093	1:44.237	52	37.766	1:47.161	52	50.027	1:46.813	52	1:01.415	1:46.397
52	16.606	1:58.118	52	26.421	1:45.547	41	42.544	1:46.371	41	53.028	1:45.036	41	1:02.520	1:44.501
20	19.077	2:00.589	41	31.989	1:48.505	20	55.941	1:55.044	20	1:15.661	1:54.272	20	1:34.021	1:53.369
41	19.216	2:00.728	20	36.713	1:53.368	50	1:14.002	1:55.111	50	1:31.677	1:52.227			
50	33.260	2:14.772	50	54.707	1:57.179									

Weather / Track : Bright / Dry

Thrupton  
Circuit Length = 2.3560 miles  
Start: 10:47 End: 11:05



# Lancaster Insurance MG Owners Club Championship

## RACE 8 - LAP CHART


Lap 6			Lap 7			Lap 8			Lap 9			Lap 10		
No	Behind	Laptime	No	Behind	Laptime	No	Behind	Laptime	No	Behind	Laptime	No	Behind	Laptime
44		1:35.564	44		1:35.787	44		1:34.876	44		1:36.131	44		1:36.163
23	0.788	1:35.588	10	1.386	1:35.906	10	1.787	1:35.277	52	1 LAP	1:46.013	10	1.911	1:36.524
10	1.267	1:35.103	23	2.020	1:37.019	22	3.332	1:35.551	10	1.550	1:35.894	23	2.963	1:36.039
22	2.721	1:35.382	22	2.657	1:35.723	23	3.646	1:36.502	22	2.290	1:35.089	9	1 LAP	1:47.038
4	11.374	1:39.796	4	14.889	1:39.302	4	18.128	1:38.115	23	3.087	1:35.572	22	7.559	1:41.432
29	21.880	1:38.466	20	1 LAP	1:58.228	29	29.036	1:39.451	4	21.152	1:39.155	41	1 LAP	1:50.259
2	25.977	1:39.328	29	24.461	1:38.368	2	34.775	1:39.447	29	32.440	1:39.535	52	1 LAP	1:51.100
50	1 LAP	2:05.118	8	29.594	1:38.691	8	35.519	1:40.801	2	37.946	1:39.302	4	26.236	1:41.247
8	26.690	1:40.753	2	30.204	1:40.014	18	39.923	1:40.286	8	38.537	1:39.149	29	36.303	1:40.026
18	30.696	1:39.028	18	34.513	1:39.604	12	40.425	1:40.339	18	42.282	1:38.490	8	40.992	1:38.618
12	30.904	1:38.590	12	34.962	1:39.845	20	1 LAP	1:58.421	12	42.587	1:38.293	2	42.070	1:40.287
45	34.200	1:39.839	45	40.929	1:42.516	45	48.244	1:42.191	45	54.786	1:42.673	12	45.818	1:39.394
66	35.498	1:47.922	50	1 LAP	1:54.890	50	1 LAP	1:49.120	25	1:07.506	1:42.260	18	45.906	1:39.787
25	44.731	1:43.634	25	52.329	1:43.385	25	1:01.377	1:43.924	20	1 LAP	2:03.120 P	45	1:01.309	1:42.686
11	55.255	1:44.044	66	53.065	1:53.354	66	1:10.766	1:52.577	50	1 LAP	1:52.020	25	1:14.651	1:43.308
35	1:02.318	1:45.150	11	1:02.797	1:43.329	11	1:11.077	1:43.156	11	1:19.299	1:44.353	11	1:27.674	1:44.538
55	1:02.728	1:44.913	35	1:11.037	1:44.506	55	1:19.497	1:43.090	55	1:25.874	1:42.508	55	1:32.345	1:42.634
9	1:08.181	1:46.081	55	1:11.283	1:44.342	35	1:19.996	1:43.835	35	1:26.427	1:42.562	50	1 LAP	1:53.494
52	1:13.539	1:47.688	9	1:19.030	1:46.636	9	1:30.080	1:45.926	66	1:28.345	1:53.710	35	1:32.844	1:42.580
41	1:14.475	1:47.519	41	1:24.659	1:45.971	41	1:31.997	1:42.214				66	1:45.913	1:53.731
			52	1:25.518	1:47.766									

Weather / Track : Bright / Dry

Thrupton  
 Circuit Length = 2.3560 miles  
 Start: 10:47 End: 11:05

# Lancaster Insurance MG Owners Club Championship

## RACE 16 - GRID

ROW 12	1:41.788 46 Mark HALSALL	1:39.293 42 Simon KENDRICK
ROW 11	1:52.620 20 Samantha DYSON	1:40.263 28 Chris POLLARD
ROW 10	1:49.517 41 Lloyd FOUNTAIN	2:00.881 50 Tony PUXTY
ROW 9	1:45.235 55 Hardipak JOHAL	1:47.603 52 Bob FISHER
ROW 8	1:43.798 25 Kevin BROADLEY	1:44.467 9 Chris FLOOKS
ROW 7	1:41.021 11 Koumis TJIEPRAS	1:43.297 35 Andrew Malcolm FORSYTH
ROW 6	1:39.576 18 Malcolm HILL	1:40.108 45 Harjinder BHAMBRA
ROW 5	1:38.674 66 Will SHARPE	1:38.862 12 Paul EALES
ROW 4	1:37.836 8 Paul WISBEY	1:38.543 2 Jim BAYNAM
ROW 3	1:37.183 29 Richard WATERMAN	1:37.330 23 Paul James SAVAGE
ROW 2	1:36.573 4 Ian EVANS	1:36.954 10 Nick GOLHAR
ROW 1	1:35.095 44 Martin WILLS	1:35.682 22 Paul R CLACKETT
<b>Pole</b>		
		

Thrupton  
Circuit Length = 2.3560 miles

**These results are provisional until the conclusion of any judicial and technical matters.**

Clerk of Course :	Timekeeper :
-------------------	--------------

# Lancaster Insurance MG Owners Club Championship

## RACE 16 - CLASSIFICATION

POS	NO	CL	NAME	ENTRY	LAPS	TIME	GAP	DIFF	MPH	BEST	ON
1	44	F	Martin WILLS	MG F	10	16:03.814			88.00	1:34.997	2
2	23	F	Paul James SAVAGE	MG F VVC	10	16:05.590	1.776	1.776	87.83	1:35.195	3
3	22	Z	Paul R CLACKETT	MG ZS 160	10	16:23.703	19.889	18.113	86.22	1:36.289	2
4	4	F	Ian EVANS	MG MGF	10	16:28.610	24.796	4.907	85.79	1:36.205	3
5	29	Z	Richard WATERMAN	MG ZR 160	10	16:32.374	28.560	3.764	85.46	1:37.309	6
6	8	F	Paul WISBEY	MG F VVC	10	16:34.135	30.321	1.761	85.31	1:37.778	8
7	2	A	Jim BAYNAM	MG B Roadster	10	16:42.885	39.071	8.750	84.57	1:38.606	3
8	18	A	Malcolm HILL	MG B GT	10	16:43.533	39.719	0.648	84.51	1:38.679	8
9	12	A	Paul EALES	MG B GT	10	16:45.522	41.708	1.989	84.34	1:38.117	3
10	46	Z	Mark HALSALL	MG ZR 160	10	17:06.504	1:02.690	20.982	82.62	1:41.010	2
11	45	B	Harjinder BHAMBRA	MG ZS	10	17:10.918	1:07.104	4.414	82.27	1:40.422	6
12	11	A	Koumis TJIEPRAS	MG B GT	10	17:21.163	1:17.349	10.245	81.46	1:41.763	3
13	42	F	Simon KENDRICK	MG F VVC	10	17:21.288	1:17.474	0.125	81.45	1:37.337	8
14	55	B	Hardipak JOHAL	MG Maestro Efi	10	17:21.358	1:17.544	0.070	81.44	1:42.015	5
15	25	A	Kevin BROADLEY	MG B GT	10	17:22.623	1:18.809	1.265	81.34	1:41.730	9
16	9	A	Chris FLOOKS	MG B GT	9	16:06.696	1 lap	1 lap	78.96	1:44.314	8
17	35	A	Andrew Malcolm FORSYTH	MG B Roadster	9	16:07.103	1 lap	0.407	78.93	1:42.131	6
18	52	I	Bob FISHER	MG B	9	16:37.847	1 lap	30.744	76.49	1:45.929	2
19	50	A	Tony PUXTY	MG Midget	9	18:27.441	1 lap	1:49.594	68.92	1:52.378	2

### NOT CLASSIFIED

DNF	41	B	Lloyd FOUNTAIN	MG Maestro	9	15:42.632	1 lap		80.97	1:42.518	7
DNF	28	A	Chris POLLARD	MG Midget	2	3:33.739	8 laps	7 laps	79.36	1:40.381	2
DNF	20	A	Samantha DYSON	MG Midget	1	2:07.481	9 laps	1 lap	66.53		
DNF	10	Z	Nick GOLHAR	MG ZR	0						

### FASTEST LAP

44	F	Martin WILLS	MG F	2	1:34.997	89.28 mph	143.68 kph
22	Z	Paul R CLACKETT	MG ZS 160	2	1:36.289	88.08 mph	141.75 kph
12	A	Paul EALES	MG B GT	3	1:38.117	86.44 mph	139.11 kph
45	B	Harjinder BHAMBRA	MG ZS	6	1:40.422	84.45 mph	135.92 kph
52	I	Bob FISHER	MG B	2	1:45.929	80.06 mph	128.85 kph

Weather / Track : Bright / Dry

These results are provisional until the conclusion of any judicial and technical matters.

Thruxton

Circuit Length = 2.3560 miles

Start: 15:39 End: 16:00

Clerk of Course :	Timekeeper :
-------------------	--------------

**Lancaster Insurance MG Owners Club Championship**  
**RACE 16 - LAP CHART**

Lap 1			Lap 2			Lap 3			Lap 4			Lap 5		
No	Behind	Laptime	No	Behind	Laptime	No	Behind	Laptime	No	Behind	Laptime	No	Behind	Laptime
44		1:42.152	44		1:34.997	44		1:35.977	44		1:35.115	44		1:35.836
23	0.333	1:42.485	23	1.359	1:36.023	23	0.577	1:35.195	23	1.708	1:36.246	23	1.839	1:35.967
22	0.985	1:43.137	22	2.277	1:36.289	22	2.612	1:36.312	22	4.273	1:36.776	22	6.171	1:37.734
4	1.902	1:44.054	4	3.180	1:36.275	4	3.408	1:36.205	4	5.859	1:37.566	4	7.677	1:37.654
8	3.860	1:46.012	8	8.077	1:39.214	8	10.630	1:38.530	8	15.205	1:39.690	29	17.623	1:37.532
29	5.043	1:47.195	29	9.065	1:39.019	29	11.387	1:38.299	29	15.927	1:39.655	8	18.588	1:39.219
2	5.735	1:47.887	12	9.422	1:38.431	12	11.562	1:38.117	12	16.286	1:39.839	12	19.524	1:39.074
12	5.988	1:48.140	2	9.814	1:39.076	2	12.443	1:38.606	2	16.715	1:39.387	2	19.877	1:38.998
18	6.305	1:48.457	18	10.715	1:39.407	18	14.311	1:39.573	18	18.564	1:39.368	18	21.872	1:39.144
11	7.718	1:49.870	46	13.935	1:41.010	42	18.738	1:38.978	42	22.914	1:39.291	42	26.138	1:39.060
46	7.922	1:50.074	11	14.769	1:42.048	46	19.225	1:41.267	46	26.343	1:42.233	46	32.546	1:42.039
45	9.617	1:51.769	45	15.236	1:40.616	11	20.555	1:41.763	11	27.223	1:41.783	11	35.401	1:44.014
28	11.206	1:53.358	42	15.737	1:39.304	45	26.884	1:47.625	45	32.537	1:40.768	45	38.036	1:41.335
42	11.430	1:53.582	28	16.590	1:40.381	25	27.780	1:43.557	55	35.099	1:42.412	55	41.278	1:42.015
25	11.585	1:53.737	25	20.200	1:43.612	55	27.802	1:42.526	25	37.738	1:45.073	25	45.081	1:43.179
35	11.653	1:53.805	55	21.253	1:44.219	41	30.067	1:43.441	41	38.446	1:43.494	35	45.898	1:42.887
55	12.031	1:54.183	41	22.603	1:44.628	35	30.618	1:43.943	35	38.847	1:43.344	41	45.915	1:43.305
41	12.972	1:55.124	35	22.652	1:45.996	9	34.778	1:46.098	9	45.466	1:45.803	9	55.507	1:45.877
9	14.218	1:56.370	9	24.657	1:45.436	52	36.542	1:46.435	52	48.999	1:47.572	52	1:04.076	1:50.913
52	15.152	1:57.304	52	26.084	1:45.929	50	1:04.214	1:59.481	50	1:22.671	1:53.572			
50	23.329	2:05.481	50	40.710	1:52.378									
20	25.329	2:07.481 P												

Weather / Track : Bright / Dry

Thruxton  
 Circuit Length = 2.3560 miles  
 Start: 15:39 End: 16:00

# Lancaster Insurance MG Owners Club Championship

## RACE 16 - LAP CHART

Lap 6			Lap 7			Lap 8			Lap 9			Lap 10		
No	Behind	Laptime	No	Behind	Laptime	No	Behind	Laptime	No	Behind	Laptime	No	Behind	Laptime
44		1:36.353	44		1:35.644	44		1:35.395	44		1:35.606	44		1:36.739
23	1.553	1:36.067	23	1.342	1:35.433	23	1.298	1:35.351	23	1.778	1:36.086	23	1.776	1:36.737
22	8.125	1:38.307	22	10.506	1:38.025	22	13.155	1:38.044	52	1 LAP	1:52.404	9	1 LAP	1:48.076
4	11.285	1:39.961	4	15.421	1:39.780	4	19.604	1:39.578	22	16.806	1:39.257	35	1 LAP	1:49.463
50	1 LAP	2:03.295	29	21.620	1:38.685	29	23.899	1:37.674	4	22.059	1:38.061	22	19.889	1:39.822
29	18.579	1:37.309	8	23.415	1:38.670	8	25.798	1:37.778	29	25.876	1:37.583	4	24.796	1:39.476
8	20.389	1:38.154	12	26.565	1:39.340	12	30.874	1:39.704	8	28.156	1:37.964	29	28.560	1:39.423
12	22.869	1:39.698	2	27.282	1:39.476	2	31.386	1:39.499	2	35.874	1:40.094	8	30.321	1:38.904
2	23.450	1:39.926	18	28.426	1:39.206	18	31.710	1:38.679	12	36.262	1:40.994	52	1 LAP	1:55.693
18	24.864	1:39.345	42	30.997	1:38.650	42	32.939	1:37.337	18	36.473	1:40.369	2	39.071	1:39.936
42	27.991	1:38.206	50	1 LAP	1:55.982	46	49.992	1:41.159	42	56.920	1:59.587 P	18	39.719	1:39.985
46	38.150	1:41.957	46	44.228	1:41.722	50	1 LAP	1:53.550	46	57.629	1:43.243	12	41.708	1:42.185
45	42.105	1:40.422	45	48.011	1:41.550	45	53.776	1:41.160	45	1:01.748	1:43.578	46	1:02.690	1:41.800
11	42.469	1:43.421	11	49.694	1:42.869	11	57.358	1:43.059	11	1:09.063	1:47.311	45	1:07.104	1:42.095
55	47.595	1:42.670	55	54.047	1:42.096	55	1:00.782	1:42.130	55	1:09.775	1:44.599	11	1:17.349	1:45.025
25	50.924	1:42.196	25	57.704	1:42.424	25	1:04.114	1:41.805	25	1:10.238	1:41.730	42	1:17.474	1:57.293 P
35	51.676	1:42.131	41	59.374	1:42.518	41	1:06.657	1:42.678	41	1:15.557	1:44.506 P	55	1:17.544	1:44.508
41	52.500	1:42.938	35	1:15.687	1:59.655	35	1:26.171	1:45.879	50	1 LAP	2:05.210	25	1:18.809	1:45.310
9	1:07.142	1:47.988	9	1:18.232	1:46.734	9	1:27.151	1:44.314				50	1 LAP	2:38.492
52	1:17.657	1:49.934	52	1:33.676	1:51.663									

Weather / Track : Bright / Dry

Thrupton  
 Circuit Length = 2.3560 miles  
 Start: 15:39 End: 16:00

# BMW CSL Cup

## QUALIFYING - RACE 14 - CLASSIFICATION

POS	NO	CL	NAME	ENTRY	TIME	ON	LAPS	GAP	DIFF	MPH
1	42	I	Keith GENT	BMW E46 M3	1:21.683	9	10			103.83
2	51	I	GIBSON / CLARK	BMW E46 M3	1:23.173	4	9	1.490	1.490	101.97
3	12	E46	Russell FOSTER	BMW E46 M3	1:23.948	7	9	2.265	0.775	101.03
4	9	E46	Adam HAYES	BMW E46 M3	1:23.995	4	4	2.312	0.047	100.97
5	84	I	POVEY / DAVIDSON	BMW E46 M3	1:24.696	3	9	3.013	0.701	100.14
6	19	E46	Mark RADCLIFFE	BMW E46 M3	1:27.974	9	9	6.291	3.278	96.40
7	20	E46	John THORN	BMW E46	1:28.087	8	8	6.404	0.113	96.28

Weather / Track : Bright / Dry  
These results are provisional until the conclusion of any judicial and technical matters.

Thruxton  
Circuit Length = 2.3560 miles  
Start: 09:00 End: 09:18

Clerk of Course :		Timekeeper :
-------------------	--	--------------

# BMW CSL Cup


## QUALIFYING - RACE 14 - LAP ANALYSIS

<b>9</b>	<b>Adam HAYES</b>		E46 BMW E46 M3				
1 -	1:30.702	+ 6.707	9:08:28.734	3 -	1:25.218	+ 1.223	9:11:18.980
2 -	1:25.028	+ 1.033	9:09:53.762	4 -	<b>1:23.995</b>		<b>9:12:42.975</b>
<b>12</b>	<b>Russell FOSTER</b>		E46 BMW E46 M3				
1 -	1:57.077	+ 33.129	9:03:53.799	6 -	1:25.058	+ 1.110	9:11:19.598
2 -	1:36.022	+ 12.074	9:05:29.821	7 -	<b>1:23.948</b>		<b>9:12:43.546</b>
3 -	1:28.979	+ 5.031	9:06:58.800	8 -	1:26.919	+ 2.971	9:14:10.465
4 -	1:27.692	+ 3.744	9:08:26.492	9 -	1:25.273	+ 1.325	9:15:35.738
5 -	1:28.048	+ 4.100	9:09:54.540				
<b>19</b>	<b>Mark RADCLIFFE</b>		E46 BMW E46 M3				
1 -	2:00.280	+ 32.306	9:02:47.055	6 -	1:31.978	+ 4.004	9:11:39.211
2 -	1:42.038	+ 14.064	9:04:29.093	7 -	1:30.771	+ 2.797	9:13:09.982
3 -	1:39.981 P	+ 12.007	9:06:09.074	8 -	1:29.293	+ 1.319	9:14:39.275
4 -	2:24.228	+ 56.254	9:08:33.302	9 -	<b>1:27.974</b>		<b>9:16:07.249</b>
5 -	1:33.931	+ 5.957	9:10:07.233				
<b>20</b>	<b>John THORN</b>		E46 BMW E46				
1 -	1:40.002	+ 11.915	9:06:15.482	5 -	1:30.185	+ 2.098	9:12:27.637
2 -	1:36.365	+ 8.278	9:07:51.847	6 -	1:30.134	+ 2.047	9:13:57.771
3 -	1:33.894	+ 5.807	9:09:25.741	7 -	1:28.411	+ 0.324	9:15:26.182
4 -	1:31.711	+ 3.624	9:10:57.452	8 -	<b>1:28.087</b>		<b>9:16:54.269</b>
<b>42</b>	<b>Keith GENT</b>		I BMW E46 M3				
1 -	1:49.956	+ 28.273	9:02:27.294	6 -	1:22.442	+ 0.759	9:09:33.157
2 -	1:30.343	+ 8.660	9:03:57.637	7 -	1:22.781	+ 1.098	9:10:55.938
3 -	1:25.723	+ 4.040	9:05:23.360	8 -	1:22.402	+ 0.719	9:12:18.340
4 -	1:24.051	+ 2.368	9:06:47.411	9 -	<b>1:21.683</b>		<b>9:13:40.023</b>
5 -	1:23.304	+ 1.621	9:08:10.715	10 -	1:29.673 P	+ 7.990	9:15:09.696
<b>51</b>	<b>Wayne GIBSON</b>		I BMW E46 M3				
1 -	1:56.836	+ 33.663	9:03:22.815	6 -	1:25.964 P	+ 2.791	9:10:36.587
2 -	1:32.862	+ 9.689	9:04:55.677	7 -	2:43.237	+ 1:20.064	9:13:19.824
3 -	1:25.736	+ 2.563	9:06:21.413	8 -	1:26.462	+ 3.289	9:14:46.286
4 -	<b>1:23.173</b>		<b>9:07:44.586</b>	9 -	1:24.639	+ 1.466	9:16:10.925
5 -	1:26.037	+ 2.864	9:09:10.623				
<b>84</b>	<b>Guy POVEY</b>		I BMW E46 M3				
1 -	1:52.308	+ 27.612	9:03:21.715	6 -	2:54.557	+ 1:29.861	9:12:02.885
2 -	1:32.615	+ 7.919	9:04:54.330	7 -	1:28.670	+ 3.974	9:13:31.555
3 -	<b>1:24.696</b>		<b>9:06:19.026</b>	8 -	1:26.406	+ 1.710	9:14:57.961
4 -	1:25.236	+ 0.540	9:07:44.262	9 -	1:28.260	+ 3.564	9:16:26.221
5 -	1:24.066 P	+ -0.630	9:09:08.328				

Weather / Track : Bright / Dry

Thruxton  
Circuit Length = 2.3560 miles  
Start: 09:00 End: 09:18

**BMW CSL Cup  
RACE 14 - GRID**

ROW 4		1:28.087 20   John THORN	
ROW 3	1:26.406 84   Alastair DAVIDSON		1:27.974 19   Mark RADCLIFFE
ROW 2		1:23.948 12   Russell FOSTER	1:23.995 9   Adam HAYES
ROW 1	1:21.683 42   Keith GENT		1:23.173 51   Wayne GIBSON
<b>Pole</b>			
			

Thruxton  
Circuit Length = 2.3560 miles

**These results are provisional until the conclusion of any judicial and technical matters.**

Clerk of Course :		Timekeeper :



# BMW CSL Cup

## RACE 14 - CLASSIFICATION

POS	NO	CL	NAME	ENTRY	LAPS	TIME	GAP	DIFF	MPH	BEST	ON
1	51	I	Wayne GIBSON	BMW E46 M3	14	20:22.065			97.16	1:22.174	13
2	12	E46	Russell FOSTER	BMW E46 M3	14	20:30.708	8.643	8.643	96.48	1:23.532	12
3	42	I	Keith GENT	BMW E46 M3	14	20:35.577	13.512	4.869	96.10	1:21.191	13
4	84	I	Alastair DAVIDSON	BMW E46 M3	14	20:39.721	17.656	4.144	95.78	1:24.591	10
5	9	E46	Adam HAYES	BMW E46 M3	14	20:41.388	19.323	1.667	95.65	1:23.239	13
6	19	E46	Mark RADCLIFFE	BMW E46 M3	14	20:47.982	25.917	6.594	95.14	1:24.316	14
7	20	E46	John THORN	BMW E46	14	21:19.054	56.989	31.072	92.83	1:25.866	13

### FASTEST LAP

42	I	Keith GENT	BMW E46 M3	13	1:21.191	104.46 mph	168.11 kph
9	E46	Adam HAYES	BMW E46 M3	13	1:23.239	101.89 mph	163.98 kph

Weather / Track : Cloudy / Damp  
 These results are provisional until the conclusion of any judicial and technical matters.

Thruxton  
 Circuit Length = 2.3560 miles  
 Start: 13:55 End: 14:17

Clerk of Course :		Timekeeper :
-------------------	--	--------------

**BMW CSL Cup**  
**RACE 14 - LAP CHART**

Lap 1			Lap 2			Lap 3			Lap 4			Lap 5		
No	Behind	Laptime	No	Behind	Laptime	No	Behind	Laptime	No	Behind	Laptime	No	Behind	Laptime
9		1:43.976	9		1:34.396	12		1:31.813	12		1:27.430	12		1:26.441
12	0.453	1:44.429	12	0.429	1:34.372	84	0.316	1:31.037	84	1.068	1:28.182	84	2.031	1:27.404
42	1.273	1:45.249	84	1.521	1:34.375	9	0.970	1:33.212	9	2.660	1:29.120	9	3.666	1:27.447
84	1.542	1:45.518	42	2.348	1:35.471	42	2.130	1:32.024	51	4.603	1:29.190	51	4.550	1:26.388
20	2.816	1:46.792	51	3.350	1:34.776	51	2.843	1:31.735	42	6.690	1:31.990	42	8.908	1:28.659
51	2.970	1:46.946	20	4.168	1:35.748	19	5.078	1:32.078	19	7.559	1:29.911	19	9.868	1:28.750
19	4.259	1:48.235	19	5.242	1:35.379	20	5.695	1:33.769	20	11.185	1:32.920	20	17.084	1:32.340

Weather / Track : Cloudy / Damp

Thruxton  
 Circuit Length = 2.3560 miles  
 Start: 13:55 End: 14:17

**BMW CSL Cup**  
**RACE 14 - LAP CHART**

Lap 6			Lap 7			Lap 8			Lap 9			Lap 10		
No	Behind	Laptime	No	Behind	Laptime	No	Behind	Laptime	No	Behind	Laptime	No	Behind	Laptime
12		1:27.082	12		1:25.987	12		1:24.980	51		1:25.211	51		1:23.440
84	1.247	1:26.298	84	0.675	1:25.415	51	0.934	1:24.779	12	0.351	1:26.496	12	0.579	1:23.668
51	3.419	1:25.951	51	1.135	1:23.703	84	1.594	1:25.899	84	1.289	1:25.840	84	2.440	1:24.591
9	4.154	1:27.570	9	5.926	1:27.759	9	7.126	1:26.180	9	8.464	1:27.483	9	10.638	1:25.614
42	9.583	1:27.757	42	11.503	1:27.907	42	13.980	1:27.457	42	12.955	1:25.120	42	13.148	1:23.633
19	10.354	1:27.568	19	12.081	1:27.714	19	14.607	1:27.506	19	14.690	1:26.228	19	16.671	1:25.421
20	21.189	1:31.187	20	25.989	1:30.787	20	31.049	1:30.040	20	36.056	1:31.152	20	41.467	1:28.851

Weather / Track : Cloudy / Damp

Thruxton  
 Circuit Length = 2.3560 miles  
 Start: 13:55 End: 14:17


**BMW CSL Cup**  
**RACE 14 - LAP CHART**

Lap 11			Lap 12			Lap 13			Lap 14		
No	Behind	Laptime	No	Behind	Laptime	No	Behind	Laptime	No	Behind	Laptime
51		1:22.904	51		1:22.398	51		1:22.174	51		1:22.470
12	1.493	1:23.818	12	2.627	1:23.532	12	4.794	1:24.341	12	8.643	1:26.319
84	5.708	1:26.172	84	9.406	1:26.096	84	13.437	1:26.205	42	13.512	1:22.242
9	12.512	1:24.778	42	14.723	1:24.232	42	13.740	1:21.191	84	17.656	1:26.689
42	12.889	1:22.645	9	15.588	1:25.474	9	16.653	1:23.239	9	19.323	1:25.140
19	18.863	1:25.096	19	21.200	1:24.735	19	24.071	1:25.045	19	25.917	1:24.316
20	45.685	1:27.122	20	49.735	1:26.448	20	53.427	1:25.866	20	56.989	1:26.032

Weather / Track : Cloudy / Damp

Thruxton  
 Circuit Length = 2.3560 miles  
 Start: 13:55 End: 14:17

**BMW CSL Cup**  
**RACE 19 - GRID - AMENDED**

ROW 4	51	Kevin CLARKE		
ROW 3	20	John THORN	84	Guy POVEY
ROW 2	9	Adam HAYES	19	Mark RADCLIFFE
ROW 1	12	Russell FOSTER	42	Keith GENT
<b>Pole</b>				
				

Thruxton  
Circuit Length = 2.3560 miles

**These results are provisional until the conclusion of any judicial and technical matters.**

Clerk of Course :		Timekeeper :
-------------------	--	--------------

# BMW CSL Cup

## RACE 19 - CLASSIFICATION

POS	NO	CL	NAME	ENTRY	LAPS	TIME	GAP	DIFF	MPH	BEST	ON
1	51	I	Kevin CLARKE	BMW E46 M3	15	20:35.427			102.97	1:20.094	10
2	42	I	Keith GENT	BMW E46 M3	15	20:43.287	7.860	7.860	102.32	1:20.744	10
3	9	E46	Adam HAYES	BMW E46 M3	15	20:57.496	22.069	14.209	101.17	1:21.777	5
4	12	E46	Russell FOSTER	BMW E46 M3	15	20:58.465	23.038	0.969	101.09	1:21.801	5
5	84	I	Guy POVEY	BMW E46 M3	15	21:06.998	31.571	8.533	100.41	1:21.618	4
NOT CLASSIFIED											
DNF	19	E46	Mark RADCLIFFE	BMW E46 M3	14	19:39.860	1 lap	1 lap	100.64	1:22.326	12
DNF	20	E46	John THORN	BMW E46	7	10:29.145	8 laps	7 laps	94.36	1:25.172	2
FASTEST LAP											
	51	I	Kevin CLARKE	BMW E46 M3	10	1:20.094			105.89 mph	170.42 kph	
	9	E46	Adam HAYES	BMW E46 M3	5	1:21.777			103.71 mph	166.91 kph	

Weather / Track : Sunny / Dry  
 These results are provisional until the conclusion of any judicial and technical matters.

Thruxton  
 Circuit Length = 2.3560 miles  
 Start: 17:18 End: 17:41

Clerk of Course :		Timekeeper :
-------------------	--	--------------

**BMW CSL Cup**  
**RACE 19 - LAP CHART**

Lap 1			Lap 2			Lap 3			Lap 4			Lap 5		
No	Behind	Laptime	No	Behind	Laptime	No	Behind	Laptime	No	Behind	Laptime	No	Behind	Laptime
42		1:28.887	42		1:23.330	42		1:22.537	42		1:21.322	42		1:21.429
12	0.831	1:29.718	12	1.016	1:23.515	51	1.427	1:22.687	51	1.634	1:21.529	51	1.916	1:21.711
84	1.299	1:30.186	84	1.275	1:23.306	84	1.969	1:23.231	84	2.265	1:21.618	84	2.890	1:22.054
51	2.045	1:30.932	51	1.277	1:22.562	12	2.824	1:24.345	12	3.798	1:22.296	12	4.170	1:21.801
9	2.133	1:31.020	9	2.123	1:23.320	9	3.191	1:23.605	9	4.143	1:22.274	9	4.491	1:21.777
19	2.623	1:31.510	19	2.984	1:23.691	19	3.756	1:23.309	19	5.470	1:23.036	19	7.105	1:23.064
20	4.336	1:33.223	20	6.178	1:25.172	20	9.011	1:25.370	20	13.312	1:25.623	20	17.116	1:25.233

Weather / Track : Sunny / Dry

Thruxton  
 Circuit Length = 2.3560 miles  
 Start: 17:18 End: 17:41

**BMW CSL Cup**  
**RACE 19 - LAP CHART**

Lap 6			Lap 7			Lap 8			Lap 9			Lap 10		
No	Behind	Laptime	No	Behind	Laptime	No	Behind	Laptime	No	Behind	Laptime	No	Behind	Laptime
42		1:20.933	42		1:21.020	42		1:20.969	42		1:20.796	42		1:20.744
51	2.616	1:21.633	51	2.591	1:20.995	51	2.740	1:21.118	51	2.748	1:20.804	51	2.098	1:20.094
84	4.615	1:22.658	84	7.243	1:23.648	84	10.546	1:24.272	84	14.875	1:25.125	9	18.311	1:23.745
12	5.861	1:22.624	12	7.585	1:22.744	9	11.070	1:23.751	9	15.310	1:25.036	84	18.672	1:24.541
9	6.340	1:22.782	9	8.288	1:22.968	12	12.316	1:25.700	12	15.544	1:24.024	12	19.040	1:24.240
19	9.525	1:23.353	19	11.521	1:23.016	19	13.818	1:23.266	19	16.115	1:23.093	19	19.557	1:24.186
20	22.018	1:25.835	20	49.687	1:48.689 P									

Weather / Track : Sunny / Dry

Thruxton  
 Circuit Length = 2.3560 miles  
 Start: 17:18 End: 17:41



**BMW CSL Cup**  
**RACE 19 - LAP CHART**

Lap 11			Lap 12			Lap 13			Lap 14			Lap 15		
No	Behind	Laptime	No	Behind	Laptime	No	Behind	Laptime	No	Behind	Laptime	No	Behind	Laptime
42		1:21.543	51		1:22.111	51		1:22.430	51		1:22.242	51		1:23.505
51	1.629	1:21.074	42	7.299	1:31.039	42	7.268	1:22.399	42	6.474	1:21.448	42	7.860	1:24.891
9	20.061	1:23.293	9	19.714	1:23.393	9	19.961	1:22.677	9	21.296	1:23.577	9	22.069	1:24.278
84	21.400	1:24.271	12	21.186	1:22.563	12	22.075	1:23.319	12	23.939	1:24.106	12	23.038	1:22.604
12	22.363	1:24.866	19	21.701	1:22.326	84	25.227	1:25.503	19	27.938	1:24.601	84	31.571	1:26.788
19	23.115	1:25.101	84	22.154	1:24.494	19	25.579	1:26.308	84	28.288	1:25.303			

Weather / Track : Sunny / Dry

Thruxton  
 Circuit Length = 2.3560 miles  
 Start: 17:18 End: 17:41