



DUNLOP GREAT AND BRITISH MOTORSPORT FESTIVAL

Pembrey

26th & 27th July 2010



Results Provided by Timing Solutions Ltd
www.tsl-timing.com

CSL Cup

QUALIFYING - RACE 8 - CLASSIFICATION

POS	NO	CL	NAME	ENTRY	TIME	ON	LAPS	GAP	DIFF	MPH
1	15	I	Wayne GIBSON	BMW E46 M3	1:00.219	5	12			87.04
2	51	I	Kevin CLARKE	BMW E92 M3	1:00.338	5	9	0.119	0.119	86.87
3	20	E46	Nick FOSTER	BMW E46 M3	1:00.509	8	10	0.290	0.171	86.62
4	1	E46	Dan STRINGFELLOW	BMW E46 M3	1:00.548	5	6	0.329	0.039	86.56
5	21	E46	Mark STEWARD	BMW E46 M3	1:00.741	7	10	0.522	0.193	86.29
6	99	I	John THORNE	BMW E92 M3	1:02.715	4	7	2.496	1.974	83.57
7	14	I	Richard MALLINSON	BMW E36 M3	1:02.890	4	16	2.671	0.175	83.34
8	12	E46	Russell FOSTER	BMW E46 M3	1:02.968	11	13	2.749	0.078	83.24
9	9	E46	Adam HAYES	BMW E46 M3	1:03.066	4	6	2.847	0.098	83.11
10	19	E46	Mark RADCLIFFE	BMW E46 M3	1:05.793	7	9	5.574	2.727	79.66

Weather / Track : Sunny / Dry

These results are provisional until the conclusion of any judicial and technical matters.

Pembrey

Circuit Length = 1.4560 miles

Start: 12:12 End: 12:31

Clerk of Course :

Timekeeper :

CSL Cup

QUALIFYING - RACE 8 - LAP ANALYSIS

1	Dan STRINGFELLOW		E46 BMW E46 M3				
1 -	1:18.274	+ 17.726	12:14:07.233	4 -	1:00.781	+ 0.233	12:17:16.895
2 -	1:07.395	+ 6.847	12:15:14.628	5 -	1:00.548		12:18:17.443
3 -	1:01.486	+ 0.938	12:16:16.114	6 -	1:05.845 P	+ 5.297	12:19:23.288
9	Adam HAYES		E46 BMW E46 M3				
1 -	1:17.775	+ 14.709	12:14:05.016	4 -	1:03.066		12:17:25.346
2 -	1:12.718	+ 9.652	12:15:17.734	5 -	1:04.839	+ 1.773	12:18:30.185
3 -	1:04.546	+ 1.480	12:16:22.280	6 -	1:17.449 P	+ 14.383	12:19:47.634
12	Russell FOSTER		E46 BMW E46 M3				
1 -	1:10.018	+ 7.050	12:13:50.948	8 -	1:03.728	+ 0.760	12:21:18.172
2 -	1:03.892	+ 0.924	12:14:54.840	9 -	1:03.929	+ 0.961	12:22:22.101
3 -	1:04.385	+ 1.417	12:15:59.225	10 -	1:04.310	+ 1.342	12:23:26.411
4 -	1:04.325	+ 1.357	12:17:03.550	11 -	1:02.968		12:24:29.379
5 -	1:03.308	+ 0.340	12:18:06.858	12 -	1:03.040	+ 0.072	12:25:32.419
6 -	1:04.270	+ 1.302	12:19:11.128	13 -	1:19.389 P	+ 16.421	12:26:51.808
7 -	1:03.316	+ 0.348	12:20:14.444				
14	Richard MALLINSON		I BMW E36 M3				
1 -	1:13.061	+ 10.171	12:13:45.551	9 -	1:05.181	+ 2.291	12:22:16.662
2 -	1:04.226	+ 1.336	12:14:49.777	10 -	1:04.193	+ 1.303	12:23:20.855
3 -	1:03.072	+ 0.182	12:15:52.849	11 -	1:04.187	+ 1.297	12:24:25.042
4 -	1:02.890		12:16:55.739	12 -	1:10.052	+ 7.162	12:25:35.094
5 -	1:06.286	+ 3.396	12:18:02.025	13 -	1:04.531	+ 1.641	12:26:39.625
6 -	1:03.257	+ 0.367	12:19:05.282	14 -	1:04.373	+ 1.483	12:27:43.998
7 -	1:02.966	+ 0.076	12:20:08.248	15 -	1:21.508	+ 18.618	12:29:05.506
8 -	1:03.233	+ 0.343	12:21:11.481	16 -	1:04.537 P	+ 1.647	12:30:10.043
15	Wayne GIBSON		I BMW E46 M3				
1 -	1:14.188	+ 13.969	12:14:05.570	7 -	1:01.717	+ 1.498	12:20:12.034
2 -	1:02.379	+ 2.160	12:15:07.949	8 -	1:00.643	+ 0.424	12:21:12.677
3 -	1:00.672	+ 0.453	12:16:08.621	9 -	1:02.490	+ 2.271	12:22:15.167
4 -	1:00.663	+ 0.444	12:17:09.284	10 -	1:02.479	+ 2.260	12:23:17.646
5 -	1:00.219		12:18:09.503	11 -	1:01.555	+ 1.336	12:24:19.201
6 -	1:00.814	+ 0.595	12:19:10.317	12 -	1:04.157 P	+ 3.938	12:25:23.358
19	Mark RADCLIFFE		E46 BMW E46 M3				
1 -	1:17.798	+ 12.005	12:14:03.096	6 -	1:06.962	+ 1.169	12:19:50.353
2 -	1:14.085	+ 8.292	12:15:17.181	7 -	1:05.793		12:20:56.146
3 -	1:12.380	+ 6.587	12:16:29.561	8 -	1:06.610	+ 0.817	12:22:02.756
4 -	1:05.873	+ 0.080	12:17:35.434	9 -	1:22.021 P	+ 16.228	12:23:24.777
5 -	1:07.957	+ 2.164	12:18:43.391				
20	Nick FOSTER		E46 BMW E46 M3				
1 -	1:25.312	+ 24.803	12:14:24.844	6 -	3:15.385	+ 2:14.876	12:21:51.130
2 -	1:06.300	+ 5.791	12:15:31.144	7 -	1:00.866	+ 0.357	12:22:51.996
3 -	1:00.934	+ 0.425	12:16:32.078	8 -	1:00.509		12:23:52.505
4 -	1:01.065	+ 0.556	12:17:33.143	9 -	1:00.542	+ 0.033	12:24:53.047
5 -	1:02.602 P	+ 2.093	12:18:35.745	10 -	1:08.788 P	+ 8.279	12:26:01.835
21	Mark STEWARD		E46 BMW E46 M3				
1 -	1:06.265	+ 5.524	12:13:53.259	6 -	1:01.242	+ 0.501	12:19:00.650
2 -	1:01.924	+ 1.183	12:14:55.183	7 -	1:00.741		12:20:01.391
3 -	1:01.729	+ 0.988	12:15:56.912	8 -	1:00.973	+ 0.232	12:21:02.364
4 -	1:01.105	+ 0.364	12:16:58.017	9 -	1:01.061	+ 0.320	12:22:03.425
5 -	1:01.391	+ 0.650	12:17:59.408	10 -	1:23.138 P	+ 22.397	12:23:26.563
51	Kevin CLARKE		I BMW E92 M3				
1 -	1:14.585	+ 14.247	12:14:04.429	6 -	1:00.654	+ 0.316	12:19:09.175
2 -	1:02.026	+ 1.688	12:15:06.455	7 -	1:01.476	+ 1.138	12:20:10.651

Weather / Track : Sunny / Dry

Pembrey
Circuit Length = 1.4560 miles
Start: 12:12 End: 12:31

CSL Cup


QUALIFYING - RACE 8 - LAP ANALYSIS

3 -	1:00.754	+ 0.416	12:16:07.209	8 -	1:01.168	+ 0.830	12:21:11.819
4 -	1:00.974	+ 0.636	12:17:08.183	9 -	1:03.190	+ 2.852	12:22:15.009
5 -	1:00.338		12:18:08.521				
99	John THORNE BMW E92 M3						
1 -	1:14.841	+ 12.126	12:14:08.616	5 -	1:02.842	+ 0.127	12:18:28.966
2 -	1:09.788	+ 7.073	12:15:18.404	6 -	1:02.756	+ 0.041	12:19:31.722
3 -	1:05.005	+ 2.290	12:16:23.409	7 -	1:12.387 P	+ 9.672	12:20:44.109
4 -	1:02.715		12:17:26.124				

Weather / Track : Sunny / Dry

Pembrey
 Circuit Length = 1.4560 miles
 Start: 12:12 End: 12:31

**CSL Cup
RACE 8 - GRID**

ROW 5	1:03.066 9 Adam HAYES	1:05.793 19 Mark RADCLIFFE
ROW 4	1:02.890 14 Richard MALLINSON	1:02.968 12 Russell FOSTER
ROW 3	1:00.741 21 Mark STEWARD	1:02.715 99 John THORNE
ROW 2	1:00.509 20 Nick FOSTER	1:00.548 1 Dan STRINGFELLOW
ROW 1	1:00.219 15 Wayne GIBSON	1:00.338 51 Kevin CLARKE
Pole		
		

Pembrey
Circuit Length = 1.4560 miles

These results are provisional until the conclusion of any judicial and technical matters.

Clerk of Course :

Timekeeper :

CSL Cup

RACE 8 - CLASSIFICATION

POS	NO	CL	NAME	ENTRY	LAPS	TIME	GAP	DIFF	MPH	BEST	ON
1	15	I	Wayne GIBSON	BMW E46 M3	20	20:41.368			84.44	1:00.336	6
2	1	E46	Dan STRINGFELLOW	BMW E46 M3	20	20:44.065	2.697	2.697	84.26	59.960	5
3	20	E46	Nick FOSTER	BMW E46 M3	20	20:45.553	4.185	1.488	84.16	1:00.771	3
4	14	I	Richard MALLINSON	BMW E36 M3	20	21:33.232	51.864	47.679	81.06	1:01.745	3
5	12	E46	Russell FOSTER	BMW E46 M3	20	21:35.192	53.824	1.960	80.93	1:03.165	5
6	9	E46	Adam HAYES	BMW E46 M3	20	21:35.332	53.964	0.140	80.93	1:02.331	7
7	19	E46	Mark RADCLIFFE	BMW E46 M3	20	21:36.024	54.656	0.692	80.88	1:03.330	9
8	21	E46	Mark STEWARD	BMW E46 M3	19	21:05.999	1 lap	1 lap	78.66	1:03.385	7

NOT CLASSIFIED

DNF	99	I	John THORNE	BMW E92 M3	10	10:46.425	10 laps	9 laps	81.08	1:02.578	4
DNF	51	I	Kevin CLARKE	BMW E92 M3	1	1:24.090	19 laps	9 laps	62.33		

FASTEST LAP

1	E46	Dan STRINGFELLOW	BMW E46 M3	5	59.960	87.41 mph	140.68 kph
15	I	Wayne GIBSON	BMW E46 M3	6	1:00.336	86.87 mph	139.80 kph

Weather / Track : Sunny / Dry
 These results are provisional until the conclusion of any judicial and technical matters.

Pembrey
 Circuit Length = 1.4560 miles
 Start: 17:07 End: 17:29

Clerk of Course :	Timekeeper :
-------------------	--------------

CSL Cup

RACE 8 - LAP CHART

Lap 1			Lap 2			Lap 3			Lap 4			Lap 5		
No	Behind	Laptime	No	Behind	Laptime	No	Behind	Laptime	No	Behind	Laptime	No	Behind	Laptime
15		1:09.099	15		1:01.506	15		1:01.198	15		1:00.544	15		1:00.929
20	0.716	1:09.815	20	0.884	1:01.674	20	0.457	1:00.771	20	0.825	1:00.912	20	0.804	1:00.908
21	3.300	1:12.399	1	3.294	1:01.390	1	3.193	1:01.097	1	2.906	1:00.257	1	1.937	59.960
1	3.410	1:12.509	14	5.230	1:03.105	14	5.777	1:01.745	14	7.327	1:02.094	14	8.942	1:02.544
14	3.631	1:12.730	99	7.320	1:04.083	99	9.534	1:03.412	99	11.568	1:02.578	99	13.738	1:03.099
99	4.743	1:13.842	21	8.510	1:06.716	21	10.714	1:03.402	21	13.868	1:03.698	21	16.459	1:03.520
9	4.758	1:13.857	12	8.919	1:04.179	12	12.043	1:04.322	12	15.950	1:04.451	12	18.186	1:03.165
12	6.246	1:15.345	9	9.204	1:05.952	9	12.422	1:04.416	9	16.317	1:04.439	9	18.918	1:03.530
19	6.940	1:16.039	19	10.201	1:04.767	19	12.925	1:03.922	19	17.144	1:04.763	19	20.034	1:03.819
51	14.991	1:24.090												

Weather / Track : Sunny / Dry

Pembrey
Circuit Length = 1.4560 miles
Start: 17:07 End: 17:29

CSL Cup

RACE 8 - LAP CHART

Lap 6			Lap 7			Lap 8			Lap 9			Lap 10		
No	Behind	Laptime	No	Behind	Laptime	No	Behind	Laptime	No	Behind	Laptime	No	Behind	Laptime
15		1:00.336	15		1:00.812	15		1:00.755	15		1:00.489	15		1:00.859
20	1.633	1:01.165	20	2.166	1:01.345	20	3.405	1:01.994	20	4.195	1:01.279	20	5.047	1:01.711
1	1.949	1:00.348	1	2.375	1:01.238	1	3.575	1:01.955	1	4.567	1:01.481	1	5.122	1:01.414
14	11.402	1:02.796	14	14.048	1:03.458	14	16.840	1:03.547	14	20.244	1:03.893	14	22.991	1:03.606
99	16.679	1:03.277	99	19.355	1:03.488	99	22.278	1:03.678	99	25.970	1:04.181	99	29.898	1:04.787
21	19.630	1:03.507	21	22.203	1:03.385	21	25.590	1:04.142	21	29.403	1:04.302	9	34.169	1:05.314
9	21.076	1:02.494	9	22.595	1:02.331	9	26.122	1:04.282	9	29.714	1:04.081	21	34.794	1:06.250
12	21.656	1:03.806	12	24.505	1:03.661	12	28.215	1:04.465	12	31.355	1:03.629	12	34.980	1:04.484
19	23.375	1:03.677	19	26.094	1:03.531	19	29.203	1:03.864	19	32.044	1:03.330	19	35.222	1:04.037

Weather / Track : Sunny / Dry

Pembrey
Circuit Length = 1.4560 miles
Start: 17:07 End: 17:29

CSL Cup

RACE 8 - LAP CHART

Lap 11			Lap 12			Lap 13			Lap 14			Lap 15		
No	Behind	Laptime	No	Behind	Laptime	No	Behind	Laptime	No	Behind	Laptime	No	Behind	Laptime
15		1:01.720	15		1:01.608	15		1:02.353	15		1:02.254	15		1:02.185
20	5.651	1:02.324	20	5.691	1:01.648	20	5.753	1:02.415	20	6.151	1:02.652	1	6.733	1:02.564
1	5.914	1:02.512	1	5.879	1:01.573	1	5.908	1:02.382	1	6.354	1:02.700	20	7.093	1:03.127
14	25.290	1:04.019	14	27.833	1:04.151	14	29.617	1:04.137	14	36.208	1:08.845	14	40.161	1:06.138
9	36.094	1:03.645	9	38.033	1:03.547	9	40.449	1:04.769	9	43.070	1:04.875	9	44.780	1:03.895
21	37.189	1:04.115	12	40.850	1:04.874	12	42.348	1:03.851	12	45.449	1:05.355	12	47.243	1:03.979
12	37.584	1:04.324	19	42.259	1:05.630	19	44.682	1:04.776	19	46.416	1:03.988	19	48.734	1:04.503
19	38.237	1:04.735	21	42.801	1:07.220	21	45.360	1:04.912	21	51.766	1:08.660	21	58.713	1:09.132

Weather / Track : Sunny / Dry

Pembrey
Circuit Length = 1.4560 miles
Start: 17:07 End: 17:29

CSL Cup


RACE 8 - LAP CHART

Lap 16			Lap 17			Lap 18			Lap 19			Lap 20		
No	Behind	Laptime	No	Behind	Laptime	No	Behind	Laptime	No	Behind	Laptime	No	Behind	Laptime
15		1:02.214	15		1:03.221	15		1:02.534	15		1:01.601	15		1:05.151
1	7.187	1:02.668	21	1 LAP	1:09.903	1	5.601	1:01.805	1	5.559	1:01.559	1	2.697	1:02.289
20	8.108	1:03.229	1	6.330	1:02.364	20	6.593	1:02.223	20	6.985	1:01.993	20	4.185	1:02.351
14	42.953	1:05.006	20	6.904	1:02.017	21	1 LAP	1:12.755	21	1 LAP	1:09.218	21	1 LAP	1:08.763
9	45.908	1:03.342	14	44.655	1:04.923	14	46.856	1:04.735	14	50.411	1:05.156	14	51.864	1:06.604
12	49.074	1:04.045	9	45.993	1:03.306	9	47.361	1:03.902	9	50.698	1:04.938	12	53.824	1:05.918
19	50.728	1:04.208	12	50.060	1:04.207	12	50.850	1:03.324	12	53.057	1:03.808	9	53.964	1:08.417
			19	51.731	1:04.224	19	52.989	1:03.792	19	55.691	1:04.303	19	54.656	1:04.116

Weather / Track : Sunny / Dry

Pembrey
Circuit Length = 1.4560 miles
Start: 17:07 End: 17:29

CSL Cup
RACE 13 - GRID

ROW 5	99 John THORNE	51 Kevin CLARKE
ROW 4	19 Mark RADCLIFFE	21 Mark STEWARD
ROW 3	12 Russell FOSTER	9 Adam HAYES
ROW 2	20 Nick FOSTER	14 Richard MALLINSON
ROW 1	15 Wayne GIBSON	1 Dan STRINGFELLOW
Pole		
		

Pembrey
 Circuit Length = 1.4560 miles

These results are provisional until the conclusion of any judicial and technical matters.

Clerk of Course :		Timekeeper :

CSL Cup

RACE 13 - CLASSIFICATION

POS	NO	CL	NAME	ENTRY	LAPS	TIME	GAP	DIFF	MPH	BEST	ON
1	1	E46	Dan STRINGFELLOW	BMW E46 M3	19	19:34.760			84.77	1:00.880	5
2	51	I	Kevin CLARKE	BMW E92 M3	19	19:45.273	10.513	10.513	84.02	1:01.111	5
3	21	E46	Mark STEWARD	BMW E46 M3	19	19:49.804	15.044	4.531	83.70	1:00.705	10
4	20	E46	Nick FOSTER	BMW E46 M3	19	19:51.921	17.161	2.117	83.55	1:01.072	3
5	14	I	Richard MALLINSON	BMW E36 M3	19	20:15.019	40.259	23.098	81.96	1:02.848	7
6	12	E46	Russell FOSTER	BMW E46 M3	19	20:22.243	47.483	7.224	81.48	1:03.098	5
7	19	E46	Mark RADCLIFFE	BMW E46 M3	19	20:24.165	49.405	1.922	81.35	1:02.835	7
8	9	E46	Adam HAYES	BMW E46 M3	19	20:24.500	49.740	0.335	81.33	1:02.938	6
NOT CLASSIFIED											
DNF	99	I	John THORNE	BMW E92 M3	7	8:05.059	12 laps	12 laps	75.64	1:03.469	5
DNF	15	I	Wayne GIBSON	BMW E46 M3	4	4:26.422	15 laps	3 laps	78.69	1:03.062	2
FASTEST LAP											
	21	E46	Mark STEWARD	BMW E46 M3	10	1:00.705			86.34 mph	138.95 kph	
	51	I	Kevin CLARKE	BMW E92 M3	5	1:01.111			85.77 mph	138.03 kph	

Weather / Track : Sunny / Dry
 These results are provisional until the conclusion of any judicial and technical matters.

Pembrey
 Circuit Length = 1.4560 miles
 Start: 10:41 End: 11:02

Clerk of Course :	Timekeeper :
-------------------	--------------

CSL Cup

RACE 13 - LAP CHART

Lap 1			Lap 2			Lap 3			Lap 4			Lap 5		
No	Behind	Laptime	No	Behind	Laptime	No	Behind	Laptime	No	Behind	Laptime	No	Behind	Laptime
1		1:08.471	1		1:01.217	1		1:01.379	1		1:01.365	1		1:00.880
20	0.818	1:09.289	20	1.549	1:01.948	20	1.242	1:01.072	20	1.197	1:01.320	20	1.845	1:01.528
14	2.507	1:10.978	14	4.995	1:03.705	51	5.393	1:01.676	51	5.507	1:01.479	51	5.738	1:01.111
21	3.089	1:11.560	51	5.096	1:03.086	14	7.808	1:04.192	14	9.833	1:03.390	21	11.341	1:01.929
51	3.227	1:11.698	15	5.456	1:03.062	15	7.826	1:03.749	21	10.292	1:03.128	14	13.345	1:04.392
15	3.611	1:12.082	21	6.052	1:04.180	21	8.529	1:03.856	12	13.667	1:03.878	12	15.885	1:03.098
12	6.003	1:14.474	12	9.129	1:04.343	12	11.154	1:03.404	15	13.990	1:07.529 P	19	16.994	1:02.844
9	6.330	1:14.801	9	9.499	1:04.386	9	11.879	1:03.759	9	14.728	1:04.214	9	17.499	1:03.651
19	6.865	1:15.336	19	10.409	1:04.761	19	12.616	1:03.586	19	15.030	1:03.779	99	18.234	1:03.469
99	7.263	1:15.734	99	10.849	1:04.803	99	12.979	1:03.509	99	15.645	1:04.031			

Weather / Track : Sunny / Dry

Pembrey
Circuit Length = 1.4560 miles
Start: 10:41 End: 11:02

CSL Cup

RACE 13 - LAP CHART

Lap 6			Lap 7			Lap 8			Lap 9			Lap 10		
No	Behind	Laptime	No	Behind	Laptime	No	Behind	Laptime	No	Behind	Laptime	No	Behind	Laptime
1		1:01.473	1		1:00.906	1		1:01.494	1		1:01.107	1		1:01.305
20	2.304	1:01.932	20	2.887	1:01.489	20	3.027	1:01.634	20	3.639	1:01.719	20	4.337	1:02.003
51	5.474	1:01.209	51	5.787	1:01.219	51	5.453	1:01.160	51	5.471	1:01.125	51	5.296	1:01.130
21	11.454	1:01.586	21	11.261	1:00.713	21	10.753	1:00.986	21	10.544	1:00.898	21	9.944	1:00.705
14	14.823	1:02.951	14	16.765	1:02.848	14	18.398	1:03.127	14	20.360	1:03.069	14	22.235	1:03.180
12	17.850	1:03.438	12	20.175	1:03.231	12	22.046	1:03.365	12	24.076	1:03.137	12	26.725	1:03.954
19	18.786	1:03.265	19	20.715	1:02.835	19	22.495	1:03.274	19	24.604	1:03.216	19	27.049	1:03.750
9	18.964	1:02.938	9	21.106	1:03.048	9	23.167	1:03.555	9	25.628	1:03.568	9	27.343	1:03.020
99	20.555	1:03.794	99	49.368	1:29.719 P									

Weather / Track : Sunny / Dry

Pembrey
Circuit Length = 1.4560 miles
Start: 10:41 End: 11:02

CSL Cup

RACE 13 - LAP CHART

Lap 11			Lap 12			Lap 13			Lap 14			Lap 15		
No	Behind	Laptime	No	Behind	Laptime	No	Behind	Laptime	No	Behind	Laptime	No	Behind	Laptime
1		1:01.282	1		1:01.203	1		1:01.448	1		1:01.461	1		1:01.419
20	5.240	1:02.185	20	6.677	1:02.640	51	8.221	1:02.783	51	9.075	1:02.315	51	9.707	1:02.051
51	5.511	1:01.497	51	6.886	1:02.578	20	8.724	1:03.495	20	10.069	1:02.806	20	11.835	1:03.185
21	10.076	1:01.414	21	9.610	1:00.737	21	9.192	1:01.030	21	10.198	1:02.467	21	12.310	1:03.531
14	24.400	1:03.447	14	26.307	1:03.110	14	27.983	1:03.124	14	29.847	1:03.325	14	32.113	1:03.685
12	29.488	1:04.045	12	32.255	1:03.970	12	35.902	1:05.095	12	37.944	1:03.503	12	40.685	1:04.160
19	30.181	1:04.414	19	32.747	1:03.769	19	36.182	1:04.883	9	38.230	1:02.979	19	41.146	1:03.520
9	30.577	1:04.516	9	32.905	1:03.531	9	36.712	1:05.255	19	39.045	1:04.324	9	42.554	1:05.743

Weather / Track : Sunny / Dry

Pembrey
Circuit Length = 1.4560 miles
Start: 10:41 End: 11:02

CSL Cup


RACE 13 - LAP CHART

Lap 16			Lap 17			Lap 18			Lap 19		
No	Behind	Laptime	No	Behind	Laptime	No	Behind	Laptime	No	Behind	Laptime
1		1:02.201	1		1:01.897	1		1:02.059	1		1:02.193
51	9.889	1:02.383	51	10.374	1:02.382	51	10.680	1:02.365	51	10.513	1:02.026
20	13.003	1:03.369	20	14.240	1:03.134	21	15.695	1:03.282	21	15.044	1:01.542
21	13.468	1:03.359	21	14.472	1:02.901	20	16.591	1:04.410	20	17.161	1:02.763
14	34.054	1:04.142	14	36.515	1:04.358	14	38.364	1:03.908	14	40.259	1:04.088
12	42.431	1:03.947	12	44.138	1:03.604	12	45.849	1:03.770	12	47.483	1:03.827
19	43.556	1:04.611	19	45.144	1:03.485	19	47.144	1:04.059	19	49.405	1:04.454
9	44.672	1:04.319	9	45.804	1:03.029	9	47.487	1:03.742	9	49.740	1:04.446

Weather / Track : Sunny / Dry

Pembrey
Circuit Length = 1.4560 miles
Start: 10:41 End: 11:02

CSL Cup
RACE 22 - GRID

ROW 5	99 John THORNE	15 Wayne GIBSON
ROW 4	19 Mark RADCLIFFE	9 Adam HAYES
ROW 3	14 Richard MALLINSON	12 Russell FOSTER
ROW 2	21 Mark STEWARD	20 Nick FOSTER
ROW 1	1 Dan STRINGFELLOW	51 Kevin CLARKE
Pole		
		

Pembrey
Circuit Length = 1.4560 miles

These results are provisional until the conclusion of any judicial and technical matters.

Clerk of Course :		Timekeeper :
-------------------	--	--------------

CSL Cup

RACE 22 - CLASSIFICATION - AMENDED 2

POS	NO	CL	NAME	ENTRY	LAPS	TIME	GAP	DIFF	MPH	BEST	ON
1	51	I	Kevin CLARKE	BMW E92 M3	17	17:38.311			84.19	1:01.255	6
2	1	E46	Dan STRINGFELLOW	BMW E46 M3	17	17:39.630	1.319	1.319	84.09	1:01.207	7
3	21	E46	Mark STEWARD	BMW E46 M3	17	17:46.258	7.947	6.628	83.56	1:01.203	5
4	20	E46	Nick FOSTER	BMW E46 M3	17	18:14.290	35.979	28.032	81.42	1:02.926	5
5	19	E46	Mark RADCLIFFE	BMW E46 M3	17	18:14.729	36.418	0.439	81.39	1:03.029	7
6	12	E46	Russell FOSTER	BMW E46 M3	17	18:15.384	37.073	0.655	81.34	1:02.997	9

NOT CLASSIFIED

DNF	9	E46	Adam HAYES	BMW E46 M3	9	9:43.092	8 laps	8 laps	80.90	1:03.022	2
DNF	99	I	John THORNE	BMW E92 M3	4	6:03.051	13 laps	5 laps	57.75	1:03.150	2
DNF	14	I	Richard MALLINSON	BMW E36 M3	3	3:15.787	14 laps	1 lap	80.31	1:02.368	3

FASTEST LAP

21	E46	Mark STEWARD	BMW E46 M3	5	1:01.203	85.64 mph	137.82 kph
51	I	Kevin CLARKE	BMW E92 M3	6	1:01.255	85.56 mph	137.71 kph

Car 51 - 10 second penalty overturned on appeal - driver re-instated in original finishing position

Pembrey
Circuit Length = 1.4560 miles
Start: 17:19 End: 17:38

Weather / Track : Sunny / Dry

These results are provisional until the conclusion of any judicial and technical matters.

Clerk of Course :		Timekeeper :	
-------------------	--	--------------	--

CSL Cup

RACE 22 - LAP CHART

Lap 1			Lap 2			Lap 3			Lap 4			Lap 5		
No	Behind	Laptime	No	Behind	Laptime	No	Behind	Laptime	No	Behind	Laptime	No	Behind	Laptime
1		1:08.361	1		1:02.749	51		1:01.541	51		1:01.346	51		1:01.652
51	0.577	1:08.938	51	0.021	1:02.193	1	0.902	1:02.464	1	0.908	1:01.352	1	0.671	1:01.415
21	1.712	1:10.073	21	0.635	1:01.672	21	1.468	1:02.395	21	1.749	1:01.627	21	1.300	1:01.203
14	2.387	1:10.748	14	2.309	1:02.671	99	1.978	59.671 P	20	6.442	1:03.247	20	7.716	1:02.926
20	2.780	1:11.141	20	3.103	1:03.072	14	3.115	1:02.368	9	9.459	1:03.778	9	11.931	1:04.124
99	3.468	1:11.829	99	3.869	1:03.150	20	4.541	1:03.000	12	10.188	1:03.281	12	14.315	1:05.779
9	4.821	1:13.182	9	5.094	1:03.022	9	7.027	1:03.495	19	10.548	1:03.403	19	14.433	1:05.537
12	5.300	1:13.661	12	6.139	1:03.588	12	8.253	1:03.676				99	1 LAP	2:48.401 P
19	5.886	1:14.247	19	6.680	1:03.543	19	8.491	1:03.373						

Weather / Track : Sunny / Dry

Pembrey
 Circuit Length = 1.4560 miles
 Start: 17:19 End: 17:38

CSL Cup

RACE 22 - LAP CHART

Lap 6			Lap 7			Lap 8			Lap 9			Lap 10		
No	Behind	Laptime	No	Behind	Laptime	No	Behind	Laptime	No	Behind	Laptime	No	Behind	Laptime
51		1:01.255	51		1:01.665	51		1:01.661	51		1:01.829	51		1:01.755
1	1.192	1:01.776	1	0.734	1:01.207	1	0.887	1:01.814	1	0.848	1:01.790	1	0.604	1:01.511
21	2.061	1:02.016	21	1.603	1:01.207	21	2.162	1:02.220	21	1.763	1:01.430	21	1.556	1:01.548
20	9.832	1:03.371	20	11.853	1:03.686	20	13.682	1:03.490	20	15.988	1:04.135	20	18.102	1:03.869
9	15.390	1:04.714	9	17.032	1:03.307	9	18.841	1:03.470	9	21.012	1:04.000	9	23.923	1:04.362
19	16.639	1:03.461	19	18.003	1:03.029	19	19.606	1:03.264	19	21.316	1:03.539	19	25.254	1:05.143
12	16.856	1:03.796	12	18.669	1:03.478	12	20.698	1:03.690	12	21.866	1:02.997			

Weather / Track : Sunny / Dry

Pembrey
Circuit Length = 1.4560 miles
Start: 17:19 End: 17:38

CSL Cup

RACE 22 - LAP CHART

Lap 11			Lap 12			Lap 13			Lap 14			Lap 15		
No	Behind	Laptime	No	Behind	Laptime	No	Behind	Laptime	No	Behind	Laptime	No	Behind	Laptime
51		1:01.715	51		1:02.412	51		1:02.277	51		1:01.889	51		1:02.322
1	1.310	1:02.421	1	0.557	1:01.659	1	0.877	1:02.597	1	0.772	1:01.784	1	0.591	1:02.141
21	2.235	1:02.394	21	2.085	1:02.262	21	1.988	1:02.180	21	2.166	1:02.067	21	1.933	1:02.089
20	20.889	1:04.502	20	22.729	1:04.252	20	24.767	1:04.315	20	27.175	1:04.297	20	29.468	1:04.615
19	26.864	1:04.656	19	28.473	1:04.021	19	29.931	1:03.735	19	31.760	1:03.718	19	32.945	1:03.507
12	27.350	1:03.811	12	29.362	1:04.424	12	30.705	1:03.620	12	32.445	1:03.629	12	33.877	1:03.754

Weather / Track : Sunny / Dry

Pembrey
Circuit Length = 1.4560 miles
Start: 17:19 End: 17:38

CSL Cup

RACE 22 - LAP CHART

Lap 16			Lap 17		
No	Behind	Laptime	No	Behind	Laptime
51		1:01.971	51		1:01.890
1	1.329	1:02.709	1	1.319	1:01.880
21	2.335	1:02.373	21	7.947	1:07.502
20	32.663	1:05.166	20	35.979	1:05.206
19	34.605	1:03.631	19	36.418	1:03.703
12	35.391	1:03.485	12	37.073	1:03.572

Weather / Track : Sunny / Dry

Pembrey
Circuit Length = 1.4560 miles
Start: 17:19 End: 17:38

Dunlop Sport Maxx Production Cup

QUALIFYING - RACE 5 - CLASSIFICATION

POS	NO	CL	NAME	ENTRY	TIME	ON	LAPS	GAP	DIFF	MPH
1	14	A	Adrian CHURCHILL	Vauxhall Astra VXR	1:05.089	3	6			80.52
2	7	A	Ryan BENSLEY	Vauxhall Astra VXR 2.0 Turbo	1:05.762	3	13	0.673	0.673	79.70
3	5	A	Gary DUCKMAN	Seat Leon	1:06.171	8	16	1.082	0.409	79.21
4	9	A	Dan MALONE	Seat Leon Cupra	1:06.712	4	16	1.623	0.541	78.57
5	23	A	Craig CURRIE	Nissan 370Z	1:07.348	9	17	2.259	0.636	77.82
6	28	A	Endaf OWENS	Nissan 370Z	1:07.383	12	17	2.294	0.035	77.78
7	4	A	Stuart CLARKE	Vauxhall Astra VXR	1:07.403	9	11	2.314	0.020	77.76
8	34	B	Kevin GEORGE	Vauxhall Corsa	1:08.082	5	14	2.993	0.679	76.98
9	44	B	Andrey MAGIY	Mini Cooper	1:08.511	11	17	3.422	0.429	76.50
10	39	B	Jordan WITT	BMW 120D	1:09.137	7	12	4.048	0.626	75.81

Car 34 - Transponder not working

Car 23 - Intermittent transponder - please check

Weather / Track : Sunny / Dry

These results are provisional until the conclusion of any judicial and technical matters.

Pembrey

Circuit Length = 1.4560 miles

Start: 10:52 End: 11:13

Clerk of Course :

Timekeeper :

Dunlop Sport Maxx Production Cup

QUALIFYING - RACE 5 - LAP ANALYSIS

4	Stuart CLARKE		A Vauxhall Astra VXR				
1 -	1:19.945	+ 12.542	10:54:18.629	7 -	1:04.991 P	+ -2.412	11:01:22.326
2 -	1:13.871	+ 6.468	10:55:32.500	8 -	6:21.939	+ 5:14.536	11:07:44.265
3 -	1:17.593	+ 10.190	10:56:50.093	9 -	1:07.403		11:08:51.668
4 -	1:09.549	+ 2.146	10:57:59.642	10 -	1:07.883	+ 0.480	11:09:59.551
5 -	1:08.687	+ 1.284	10:59:08.329	11 -	1:02.561 P	+ -4.842	11:11:02.112
6 -	1:09.006	+ 1.603	11:00:17.335				
5	Gary DUCKMAN		A Seat Leon				
1 -	1:23.050	+ 16.879	10:54:19.605	9 -	1:05.565 P	+ -0.606	11:03:36.943
2 -	1:14.289	+ 8.118	10:55:33.894	10 -	2:13.542	+ 1:07.371	11:05:50.485
3 -	1:06.806	+ 0.635	10:56:40.700	11 -	1:06.613	+ 0.442	11:06:57.098
4 -	1:06.504	+ 0.333	10:57:47.204	12 -	1:07.411	+ 1.240	11:08:04.509
5 -	1:18.393	+ 12.222	10:59:05.597	13 -	1:22.274	+ 16.103	11:09:26.783
6 -	1:13.180	+ 7.009	11:00:18.777	14 -	1:06.774	+ 0.603	11:10:33.557
7 -	1:06.430	+ 0.259	11:01:25.207	15 -	1:13.086	+ 6.915	11:11:46.643
8 -	1:06.171		11:02:31.378	16 -	1:06.757	+ 0.586	11:12:53.400
7	Ryan BENSLEY		A Vauxhall Astra VXR 2.0 Turbo				
1 -	1:18.244	+ 12.482	10:54:07.035	8 -	1:06.282	+ 0.520	11:01:50.664
2 -	1:06.350	+ 0.588	10:55:13.385	9 -	1:06.471	+ 0.709	11:02:57.135
3 -	1:05.762		10:56:19.147	10 -	1:06.486	+ 0.724	11:04:03.621
4 -	1:06.196	+ 0.434	10:57:25.343	11 -	1:06.983	+ 1.221	11:05:10.604
5 -	1:06.063	+ 0.301	10:58:31.406	12 -	1:06.811	+ 1.049	11:06:17.415
6 -	1:06.419	+ 0.657	10:59:37.825	13 -	1:07.252 P	+ 1.490	11:07:24.667
7 -	1:06.557	+ 0.795	11:00:44.382				
9	Dan MALONE		A Seat Leon Cupra				
1 -	1:25.689	+ 18.977	10:54:28.889	9 -	1:07.676	+ 0.964	11:03:50.162
2 -	1:21.371	+ 14.659	10:55:50.260	10 -	1:07.710	+ 0.998	11:04:57.872
3 -	1:16.840	+ 10.128	10:57:07.100	11 -	1:06.848	+ 0.136	11:06:04.720
4 -	1:06.712		10:58:13.812	12 -	1:07.736	+ 1.024	11:07:12.456
5 -	1:06.751	+ 0.039	10:59:20.563	13 -	1:19.215 P	+ 12.503	11:08:31.671
6 -	1:07.447	+ 0.735	11:00:28.010	14 -	1:57.726	+ 51.014	11:10:29.397
7 -	1:06.897	+ 0.185	11:01:34.907	15 -	1:07.962	+ 1.250	11:11:37.359
8 -	1:07.579	+ 0.867	11:02:42.486	16 -	1:07.819	+ 1.107	11:12:45.178
14	Adrian CHURCHILL		A Vauxhall Astra VXR				
1 -	1:09.427	+ 4.338	10:53:58.702	4 -	1:05.700	+ 0.611	10:57:14.897
2 -	1:05.406	+ 0.317	10:55:04.108	5 -	1:22.037	+ 16.948	10:58:36.934
3 -	1:05.089		10:56:09.197	6 -	1:14.790 P	+ 9.701	10:59:51.724
23	Craig CURRIE		A Nissan 370Z				
1 -	1:20.990	+ 13.642	10:54:15.501	10 -	1:07.848	+ 0.500	11:04:53.420
2 -	1:21.031	+ 13.683	10:55:36.532	11 -	1:09.951	+ 2.603	11:06:03.371
3 -	1:20.216	+ 12.868	10:56:56.748	12 -	1:14.346	+ 6.998	11:07:17.717
4 -	1:09.339	+ 1.991	10:58:06.087	13 -	1:09.618	+ 2.270	11:08:27.335
5 -	1:07.760	+ 0.412	10:59:13.847	14 -	1:09.101	+ 1.753	11:09:36.436
6 -	1:08.047	+ 0.699	11:00:21.894	15 -	1:08.779	+ 1.431	11:10:45.215
7 -	1:08.531	+ 1.183	11:01:30.425	16 -	1:08.357	+ 1.009	11:11:53.572
8 -	1:07.799	+ 0.451	11:02:38.224	17 -	1:09.323	+ 1.975	11:13:02.895
9 -	1:07.348		11:03:45.572				
28	Endaf OWENS		A Nissan 370Z				
1 -	1:19.593	+ 12.210	10:54:15.247	10 -	1:07.992	+ 0.609	11:04:59.351
2 -	1:11.834	+ 4.451	10:55:27.081	11 -	1:08.691	+ 1.308	11:06:08.042
3 -	1:09.973	+ 2.590	10:56:37.054	12 -	1:07.383		11:07:15.425
4 -	1:09.306	+ 1.923	10:57:46.360	13 -	1:08.395	+ 1.012	11:08:23.820
5 -	1:09.727	+ 2.344	10:58:56.087	14 -	1:08.514	+ 1.131	11:09:32.334
6 -	1:28.162	+ 20.779	11:00:24.249	15 -	1:08.172	+ 0.789	11:10:40.506
7 -	1:08.278	+ 0.895	11:01:32.527	16 -	1:08.043	+ 0.660	11:11:48.549
8 -	1:08.264	+ 0.881	11:02:40.791	17 -	1:08.298	+ 0.915	11:12:56.847

Weather / Track : Sunny / Dry

Pembrey
Circuit Length = 1.4560 miles
Start: 10:52 End: 11:13

Dunlop Sport Maxx Production Cup

QUALIFYING - RACE 5 - LAP ANALYSIS


9 -	1:10.568	+ 3.185	11:03:51.359			
34	Kevin GEORGE		B	Vauxhall Corsa		
1 -	1:21.255	+ 13.173	10:54:25.185	8 -	1:12.207	+ 4.125
2 -	1:11.741	+ 3.659	10:55:36.926	9 -	1:08.643	+ 0.561
3 -	1:09.148	+ 1.066	10:56:46.074	10 -	1:08.618	+ 0.536
4 -	1:08.425	+ 0.343	10:57:54.499	11 -	1:08.839	+ 0.757
5 -	1:08.082		10:59:02.581	12 -	1:08.703	+ 0.621
6 -	1:19.314 P	+ 11.232	11:00:21.895	13 -	1:08.535	+ 0.453
7 -	4:01.946	+ 2:53.864	11:04:23.841	14 -	1:08.395	+ 0.313
39	Jordan WITT		B	BMW 120D		
1 -	1:27.455	+ 18.318	10:54:34.902	7 -	1:09.137	
2 -	1:18.098	+ 8.961	10:55:53.000	8 -	1:09.330	+ 0.193
3 -	1:10.436	+ 1.299	10:57:03.436	9 -	1:11.527 P	+ 2.390
4 -	1:09.278	+ 0.141	10:58:12.714	10 -	3:18.047	+ 2:08.910
5 -	1:08.636 P	+ -0.501	10:59:21.350	11 -	1:09.233	+ 0.096
6 -	2:21.734	+ 1:12.597	11:01:43.084	12 -	1:24.950 P	+ 15.813
44	Andrey MAGIY		B	Mini Cooper		
1 -	1:26.890	+ 18.379	10:54:23.078	10 -	1:09.155	+ 0.644
2 -	1:16.650	+ 8.139	10:55:39.728	11 -	1:08.511	
3 -	1:13.157	+ 4.646	10:56:52.885	12 -	1:09.313	+ 0.802
4 -	1:10.656	+ 2.145	10:58:03.541	13 -	1:08.962	+ 0.451
5 -	1:08.916	+ 0.405	10:59:12.457	14 -	1:09.073	+ 0.562
6 -	1:08.632	+ 0.121	11:00:21.089	15 -	1:08.635	+ 0.124
7 -	1:11.895	+ 3.384	11:01:32.984	16 -	1:09.103	+ 0.592
8 -	1:09.344	+ 0.833	11:02:42.328	17 -	1:10.997	+ 2.486
9 -	1:10.950	+ 2.439	11:03:53.278			

Weather / Track : Sunny / Dry

Pembrey
Circuit Length = 1.4560 miles
Start: 10:52 End: 11:13

Dunlop Sport Maxx Production Cup

RACE 5 - GRID

ROW 5	1:08.511 44 Andrey MAGIY	1:09.137 39 Jordan WITT
ROW 4	1:07.403 4 Stuart CLARKE	1:08.082 34 Kevin GEORGE Transponder not working
ROW 3	1:07.348 23 Craig CURRIE Please check transponder	1:07.383 28 Endaf OWENS
ROW 2	1:06.171 5 Gary DUCKMAN	1:06.712 9 Dan MALONE
ROW 1	1:05.089 14 Adrian CHURCHILL	1:05.762 7 Ryan BENSLEY
Pole		
		

Pembrey
Circuit Length = 1.4560 miles

These results are provisional until the conclusion of any judicial and technical matters.

Clerk of Course :		Timekeeper :
-------------------	--	--------------

Dunlop Sport Maxx Production Cup

RACE 5 - CLASSIFICATION

POS	NO	CL	NAME	ENTRY	LAPS	TIME	GAP	DIFF	MPH	BEST	ON
1	14	A	Adrian CHURCHILL	Vauxhall Astra VXR	18	20:13.721			77.73	1:05.990	2
2	7	A	Ryan BENSLEY	Vauxhall Astra VXR 2.0 Turbo	18	20:17.586	3.865	3.865	77.48	1:06.266	2
3	4	A	Stuart CLARKE	Vauxhall Astra VXR	18	20:21.552	7.831	3.966	77.23	1:06.739	4
4	5	A	Gary DUCKMAN	Seat Leon	18	20:22.192	8.471	0.640	77.19	1:06.084	2
5	9	A	Dan MALONE	Seat Leon Cupra	18	20:24.935	11.214	2.743	77.02	1:07.157	6
6	23	A	Craig CURRIE	Nissan 370Z	18	20:46.664	32.943	21.729	75.68	1:07.102	2
7	34	B	Kevin GEORGE	Vauxhall Corsa	18	20:48.761	35.040	2.097	75.55	1:08.278	2
8	39	B	Jordan WITT	BMW 120D	18	21:16.850	1:03.129	28.089	73.89	1:09.478	6

NOT CLASSIFIED

<i>DNF</i>	44	B	Andrey MAGIY	Mini Cooper	5	5:57.199	13 laps	13 laps	73.37	1:09.535	3
------------	----	---	---------------------	-------------	---	----------	----------------	---------	-------	----------	---

FASTEST LAP

14	A	Adrian CHURCHILL	Vauxhall Astra VXR	2	1:05.990	79.43 mph	127.83 kph
34	B	Kevin GEORGE	Vauxhall Corsa	2	1:08.278	76.76 mph	123.54 kph

Weather / Track : Sunny / Dry

These results are provisional until the conclusion of any judicial and technical matters.

Pembrey

Circuit Length = 1.4560 miles

Start: 15:37 End: 15:59

Clerk of Course :

Timekeeper :

Dunlop Sport Maxx Production Cup
RACE 5 - LAP CHART

Lap 1			Lap 2			Lap 3			Lap 4			Lap 5		
No	Behind	Laptime	No	Behind	Laptime	No	Behind	Laptime	No	Behind	Laptime	No	Behind	Laptime
14		1:11.862	14		1:05.990	14		1:06.389	14		1:06.384	14		1:06.822
7	0.547	1:12.409	7	0.823	1:06.266	7	1.504	1:07.070	7	2.048	1:06.928	7	1.904	1:06.678
5	1.148	1:13.010	5	1.242	1:06.084	5	1.718	1:06.865	5	2.495	1:07.161	5	2.566	1:06.893
4	2.473	1:14.335	4	3.310	1:06.827	4	3.938	1:07.017	4	4.293	1:06.739	4	5.582	1:08.111
9	3.136	1:14.998	9	4.514	1:07.368	9	5.729	1:07.604	9	6.559	1:07.214	9	7.284	1:07.547
23	3.837	1:15.699	23	4.949	1:07.102	23	6.183	1:07.623	23	8.437	1:08.638	23	9.902	1:08.287
34	4.782	1:16.644	34	7.070	1:08.278	34	9.235	1:08.554	34	11.480	1:08.629	34	13.958	1:09.300
39	7.838	1:19.700	39	12.294	1:10.446	39	15.411	1:09.506	39	19.320	1:10.293	44	19.752	1:06.965 P
44	8.019	1:19.881	44	12.539	1:10.510	44	15.685	1:09.535	44	19.609	1:10.308	39	22.580	1:10.082

Weather / Track : Sunny / Dry

Pembrey
 Circuit Length = 1.4560 miles
 Start: 15:37 End: 15:59

Dunlop Sport Maxx Production Cup
RACE 5 - LAP CHART

Lap 6			Lap 7			Lap 8			Lap 9			Lap 10		
No	Behind	Laptime	No	Behind	Laptime	No	Behind	Laptime	No	Behind	Laptime	No	Behind	Laptime
14		1:07.003	14		1:06.562	14		1:07.016	14		1:07.262	14		1:07.488
7	1.706	1:06.805	7	2.031	1:06.887	5	3.570	1:07.989	5	3.781	1:07.473	7	4.247	1:07.347
5	2.329	1:06.766	5	2.597	1:06.830	7	4.133	1:09.118	7	4.388	1:07.517	5	5.118	1:08.825
4	5.471	1:06.892	4	5.893	1:06.984	4	6.010	1:07.133	4	6.418	1:07.670	4	6.210	1:07.280
9	7.438	1:07.157	9	8.293	1:07.417	9	8.765	1:07.488	9	9.029	1:07.526	9	9.235	1:07.694
23	10.531	1:07.632	23	11.289	1:07.320	23	11.949	1:07.676	23	12.085	1:07.398	23	12.254	1:07.657
34	15.834	1:08.879	34	18.178	1:08.906	34	19.745	1:08.583	34	21.373	1:08.890	34	22.771	1:08.886
39	25.055	1:09.478	39	28.114	1:09.621	39	30.770	1:09.672	39	34.143	1:10.635	39	36.381	1:09.726

Weather / Track : Sunny / Dry

Pembrey
 Circuit Length = 1.4560 miles
 Start: 15:37 End: 15:59

Dunlop Sport Maxx Production Cup
RACE 5 - LAP CHART

Lap 11			Lap 12			Lap 13			Lap 14			Lap 15		
No	Behind	Laptime	No	Behind	Laptime	No	Behind	Laptime	No	Behind	Laptime	No	Behind	Laptime
14		1:07.179	14		1:07.346	14		1:07.541	14		1:07.667	14		1:07.471
7	4.355	1:07.287	7	4.553	1:07.544	7	4.453	1:07.441	7	4.153	1:07.367	7	4.281	1:07.599
5	5.685	1:07.746	5	6.058	1:07.719	5	6.174	1:07.657	4	6.793	1:07.908	4	8.039	1:08.717
4	6.302	1:07.271	4	6.589	1:07.633	4	6.552	1:07.504	5	7.193	1:08.686	5	8.496	1:08.774
9	10.491	1:08.435	9	11.302	1:08.157	9	11.351	1:07.590	9	11.513	1:07.829	9	11.722	1:07.680
23	13.032	1:07.957	23	13.714	1:08.028	23	14.335	1:08.162	23	17.400	1:10.732	23	23.201	1:13.272
34	24.617	1:09.025	34	26.360	1:09.089	34	27.758	1:08.939	34	29.089	1:08.998	34	30.823	1:09.205
39	39.260	1:10.058	39	41.854	1:09.940	39	45.558	1:11.245	39	49.485	1:11.594	39	53.235	1:11.221

Weather / Track : Sunny / Dry

Pembrey
 Circuit Length = 1.4560 miles
 Start: 15:37 End: 15:59


Dunlop Sport Maxx Production Cup
RACE 5 - LAP CHART

Lap 16			Lap 17			Lap 18		
No	Behind	Laptime	No	Behind	Laptime	No	Behind	Laptime
14		1:07.601	14		1:07.806	14		1:08.332
7	4.084	1:07.404	7	4.208	1:07.930	7	3.865	1:07.989
4	7.941	1:07.503	4	8.049	1:07.914	4	7.831	1:08.114
5	8.858	1:07.963	5	8.473	1:07.421	5	8.471	1:08.330
9	11.619	1:07.498	9	11.879	1:08.066	9	11.214	1:07.667
23	27.873	1:12.273	23	30.033	1:09.966	23	32.943	1:11.242
34	32.425	1:09.203	34	33.978	1:09.359	34	35.040	1:09.394
39	56.884	1:11.250	39	59.856	1:10.778	39	1:03.129	1:11.605

Weather / Track : Sunny / Dry

Pembrey
 Circuit Length = 1.4560 miles
 Start: 15:37 End: 15:59

Dunlop Sport Maxx Production Cup
RACE 14 - GRID

ROW 5	44 Andrey MAGIY	39 Jordan WITT
ROW 4	34 Kevin GEORGE	23 Craig CURRIE
ROW 3	9 Dan MALONE	5 Gary DUCKMAN
ROW 2	4 Stuart CLARKE	7 Ryan BENSLEY
ROW 1	14 Adrian CHURCHILL	
Pole		
		

Pembrey
Circuit Length = 1.4560 miles

These results are provisional until the conclusion of any judicial and technical matters.

Clerk of Course :

Timekeeper :

Dunlop Sport Maxx Production Cup

RACE 14 - CLASSIFICATION

POS	NO	CL	NAME	ENTRY	LAPS	TIME	GAP	DIFF	MPH	BEST	ON
1	14	A	Adrian CHURCHILL	Vauxhall Astra VXR	11	12:19.377			77.98	1:05.911	2
2	5	A	Gary DUCKMAN	Seat Leon	11	12:22.689	3.312	3.312	77.63	1:06.473	2
3	7	A	Ryan BENSLEY	Vauxhall Astra VXR 2.0 Turbo	11	12:24.956	5.579	2.267	77.39	1:06.558	2
4	9	A	Dan MALONE	Seat Leon Cupra	11	12:25.543	6.166	0.587	77.33	1:06.306	7
5	23	A	Craig CURRIE	Nissan 370Z	11	12:30.295	10.918	4.752	76.84	1:06.034	2
6	4	A	Stuart CLARKE	Vauxhall Astra VXR	11	12:31.132	11.755	0.837	76.76	1:06.707	4
7	28	A	Endaf OWENS	Nissan 370Z	11	12:37.366	17.989	6.234	76.12	1:05.650	2
8	34	B	Kevin GEORGE	Vauxhall Corsa	11	12:44.708	25.331	7.342	75.39	1:08.041	2

NOT CLASSIFIED

<i>DNC</i>	44	B	Andrey MAGIY	Mini Cooper	3	12:30.280	8 laps	8 laps	20.95	1:28.998	3
<i>DNF</i>	39	B	Jordan WITT	BMW 120D	0						

FASTEST LAP

28	A	Endaf OWENS	Nissan 370Z	2	1:05.650	79.84 mph	128.49 kph
34	B	Kevin GEORGE	Vauxhall Corsa	2	1:08.041	77.03 mph	123.97 kph

Weather / Track : Sunny / Dry

These results are provisional until the conclusion of any judicial and technical matters.

Pembrey

Circuit Length = 1.4560 miles

Start: 12:06 End: 12:18

Clerk of Course :

Timekeeper :

Dunlop Sport Maxx Production Cup
RACE 14 - LAP CHART

Lap 1			Lap 2			Lap 3			Lap 4			Lap 5		
No	Behind	Laptime	No	Behind	Laptime	No	Behind	Laptime	No	Behind	Laptime	No	Behind	Laptime
14		1:11.271	14		1:05.911	14		1:06.000	14		1:06.382	14		1:06.777
5	1.012	1:12.283	5	1.574	1:06.473	5	2.332	1:06.758	5	3.080	1:07.130	5	3.316	1:07.013
7	1.659	1:12.930	7	2.306	1:06.558	28	3.629	1:07.196	23	5.081	1:06.587	23	4.751	1:06.447
23	2.581	1:13.852	28	2.433	1:05.650	23	4.876	1:08.172	28	5.275	1:08.028	7	6.315	1:07.132
28	2.694	1:13.965	23	2.704	1:06.034	7	5.285	1:08.979	7	5.960	1:07.057	28	6.741	1:08.243
4	4.388	1:15.659	4	5.590	1:07.113	4	6.316	1:06.726	4	6.641	1:06.707	4	7.139	1:07.275
9	5.295	1:16.566	9	6.127	1:06.743	9	6.591	1:06.464	9	6.929	1:06.720	9	7.518	1:07.366
34	6.061	1:17.332	34	8.191	1:08.041	34	10.523	1:08.332	34	12.988	1:08.847	34	15.191	1:08.980
44	21.852	1:33.123 P												

Weather / Track : Sunny / Dry

Pembrey
 Circuit Length = 1.4560 miles
 Start: 12:06 End: 12:18

Dunlop Sport Maxx Production Cup
RACE 14 - LAP CHART

Lap 6			Lap 7			Lap 8			Lap 9			Lap 10		
No	Behind	Laptime	No	Behind	Laptime	No	Behind	Laptime	No	Behind	Laptime	No	Behind	Laptime
14		1:06.936	14		1:07.009	14		1:07.041	14		1:07.115	14		1:07.009
5	3.265	1:06.885	5	3.023	1:06.767	5	3.043	1:07.061	5	3.407	1:07.479	5	3.547	1:07.149
23	4.503	1:06.688	23	4.939	1:07.445	23	5.485	1:07.587	7	6.100	1:07.304	7	6.030	1:06.939
7	6.072	1:06.693	7	5.806	1:06.743	7	5.911	1:07.146	9	7.004	1:07.003	9	6.848	1:06.853
4	7.429	1:07.226	9	6.900	1:06.306	9	7.116	1:07.257	23	8.271	1:09.901	23	10.266	1:09.004
9	7.603	1:07.021	4	8.299	1:07.879	4	9.304	1:08.046	4	9.556	1:07.367	4	11.735	1:09.188
28	12.322	1:12.517	28	13.862	1:08.549	28	13.845	1:07.024	28	13.219	1:06.489	28	13.774	1:07.564
34	16.949	1:08.694	34	18.727	1:08.787	34	20.341	1:08.655	34	22.091	1:08.865	34	23.958	1:08.876
									44	7 LAPS	9:28.159			

Weather / Track : Sunny / Dry

Pembrey
 Circuit Length = 1.4560 miles
 Start: 12:06 End: 12:18

Dunlop Sport Maxx Production Cup

RACE 14 - LAP CHART


Lap 11		
No	Behind	Laptime
14		1:07.926
5	3.312	1:07.691
7	5.579	1:07.475
9	6.166	1:07.244
44	8 LAPS	1:28.998
23	10.918	1:08.578
4	11.755	1:07.946
28	17.989	1:12.141
34	25.331	1:09.299

Weather / Track : Sunny / Dry

Pembrey
Circuit Length = 1.4560 miles
Start: 12:06 End: 12:18

Dunlop Sport Maxx Production Cup

RACE 18 - GRID

ROW 5	44	Andrey MAGIY	39	Jordan WITT
ROW 4	14	Adrian CHURCHILL	34	Kevin GEORGE
ROW 3	7	Ryan BENSLEY	5	Gary DUCKMAN
ROW 2	23	Craig CURRIE	9	Dan MALONE
ROW 1	28	Endaf OWENS	4	Stuart CLARKE
Pole				
				

Pembrey
Circuit Length = 1.4560 miles

These results are provisional until the conclusion of any judicial and technical matters.

Clerk of Course :

Timekeeper :

Dunlop Sport Maxx Production Cup

RACE 18 - CLASSIFICATION - AMENDED

POS	NO	CL	NAME	ENTRY	LAPS	TIME	GAP	DIFF	MPH	BEST	ON
1	14	A	Adrian CHURCHILL	Vauxhall Astra VXR	18	20:21.579			77.23	1:06.194	4
2	23	A	Craig CURRIE	Nissan 370Z	18	20:21.613	0.034	0.034	77.23	1:06.325	4
3	4	A	Stuart CLARKE	Vauxhall Astra VXR	18	20:22.297	0.718	0.684	77.18	1:06.837	2
4	7	A	Ryan BENSLEY	Vauxhall Astra VXR 2.0 Turbo	18	20:22.881	1.302	0.584	77.15	1:07.021	2
5	9	A	Dan MALONE	Seat Leon Cupra	18	20:23.245	1.666	0.364	77.12	1:06.842	3
6	34	B	Kevin GEORGE	Vauxhall Corsa	18	21:05.382	43.803	42.137	74.56	1:09.058	9
7	44	B	Andrey MAGIY	Mini Cooper	18	21:13.553	51.974	8.171	74.08	1:09.330	12
NOT CLASSIFIED											
DNF	28	A	Endaf OWENS	Nissan 370Z	12	13:41.729	6 laps	6 laps	76.54	1:06.556	4
DNF	5	A	Gary DUCKMAN	Seat Leon	7	8:08.977	11 laps	5 laps	75.03	1:06.930	2
FASTEST LAP											
14	A	Adrian CHURCHILL	Vauxhall Astra VXR	4	1:06.194			79.18 mph		127.43 kph	
34	B	Kevin GEORGE	Vauxhall Corsa	9	1:09.058			75.90 mph		122.15 kph	

Car 23 penalised 0.5 seconds - gaining unfair advantage

Weather / Track : Sunny / Dry

These results are provisional until the conclusion of any judicial and technical matters.

Pembrey

Circuit Length = 1.4560 miles

Start: 15:05 End: 15:27

Clerk of Course :		Timekeeper :
-------------------	--	--------------

Dunlop Sport Maxx Production Cup
RACE 18 - LAP CHART

Lap 1			Lap 2			Lap 3			Lap 4			Lap 5		
No	Behind	Laptime	No	Behind	Laptime	No	Behind	Laptime	No	Behind	Laptime	No	Behind	Laptime
28		1:11.717	28		1:06.919	23		1:06.820	23		1:06.325	23		1:07.348
23	0.573	1:12.290	23	0.005	1:06.351	28	0.202	1:07.027	28	0.433	1:06.556	28	0.294	1:07.209
5	1.052	1:12.769	5	1.063	1:06.930	5	1.254	1:07.016	5	2.386	1:07.457	5	2.469	1:07.431
4	1.535	1:13.252	4	1.453	1:06.837	4	1.806	1:07.178	14	3.249	1:06.194	14	2.748	1:06.847
7	2.411	1:14.128	7	2.513	1:07.021	7	2.831	1:07.143	4	3.795	1:08.314	4	3.363	1:06.916
14	2.793	1:14.510	14	2.851	1:06.977	14	3.380	1:07.354	7	4.398	1:07.892	7	4.192	1:07.142
9	3.736	1:15.453	9	3.842	1:07.025	9	3.859	1:06.842	9	4.603	1:07.069	9	4.647	1:07.392
34	6.008	1:17.725	34	9.259	1:10.170	34	12.510	1:10.076	34	15.839	1:09.654	34	18.040	1:09.549
44	6.803	1:18.520	44	10.125	1:10.241	44	13.352	1:10.052	44	16.819	1:09.792	44	25.018	1:15.547

Weather / Track : Sunny / Dry

Pembrey
 Circuit Length = 1.4560 miles
 Start: 15:05 End: 15:27

Dunlop Sport Maxx Production Cup
RACE 18 - LAP CHART

Lap 6			Lap 7			Lap 8			Lap 9			Lap 10		
No	Behind	Laptime	No	Behind	Laptime	No	Behind	Laptime	No	Behind	Laptime	No	Behind	Laptime
23		1:06.941	23		1:07.792	23		1:07.224	23		1:07.581	23		1:07.613
28	1.146	1:07.793	28	0.749	1:07.395	28	1.171	1:07.646	14	1.800	1:07.496	14	1.665	1:07.478
14	3.490	1:07.683	14	2.375	1:06.677	14	1.885	1:06.734	28	2.759	1:09.169	28	2.989	1:07.843
4	4.184	1:07.762	4	3.531	1:07.139	4	3.606	1:07.299	4	3.602	1:07.577	4	3.716	1:07.727
7	4.674	1:07.423	7	4.155	1:07.273	7	4.229	1:07.298	7	4.028	1:07.380	7	4.428	1:08.013
5	5.177	1:09.649	9	4.980	1:07.314	9	5.028	1:07.272	9	5.165	1:07.718	9	5.584	1:08.032
9	5.458	1:07.752	5	15.110	1:17.725 P	34	24.600	1:09.514	34	26.077	1:09.058	34	28.031	1:09.567
34	20.739	1:09.640	34	22.310	1:09.363	44	33.736	1:09.834	44	36.255	1:10.100	44	39.216	1:10.574
44	28.880	1:10.803	44	31.126	1:10.038									

Weather / Track : Sunny / Dry

Pembrey
 Circuit Length = 1.4560 miles
 Start: 15:05 End: 15:27

Dunlop Sport Maxx Production Cup
RACE 18 - LAP CHART

Lap 11			Lap 12			Lap 13			Lap 14			Lap 15		
No	Behind	Laptime	No	Behind	Laptime	No	Behind	Laptime	No	Behind	Laptime	No	Behind	Laptime
23		1:07.683	14		1:08.209	23		1:08.252	23		1:07.895	23		1:08.116
14	0.819	1:06.837	23	0.070	1:09.098	14	0.786	1:09.108	14	0.399	1:07.508	14	0.600	1:08.317
28	3.585	1:08.279	4	2.476	1:07.683	4	1.833	1:07.679	4	1.896	1:07.958	4	1.384	1:07.604
4	3.821	1:07.788	7	3.113	1:07.611	7	2.593	1:07.802	7	2.651	1:07.953	7	2.561	1:08.026
7	4.530	1:07.785	9	3.936	1:07.815	9	3.003	1:07.389	9	3.149	1:08.041	9	3.089	1:08.056
9	5.149	1:07.248	28	8.733	1:14.176 P	34	31.274	1:09.393	34	33.280	1:09.901	34	35.094	1:09.930
34	30.014	1:09.666	34	30.203	1:09.217	44	43.096	1:09.841	44	44.685	1:09.484	44	46.199	1:09.630
44	41.275	1:09.742	44	41.577	1:09.330									

Weather / Track : Sunny / Dry

Pembrey
 Circuit Length = 1.4560 miles
 Start: 15:05 End: 15:27

Dunlop Sport Maxx Production Cup
RACE 18 - LAP CHART

Lap 16			Lap 17			Lap 18		
No	Behind	Laptime	No	Behind	Laptime	No	Behind	Laptime
23		1:07.664	23		1:07.788	23		1:08.332
14	0.864	1:07.928	14	0.993	1:07.917	14	0.466	1:07.805
4	1.306	1:07.586	4	1.569	1:08.051	4	1.184	1:07.947
7	2.335	1:07.438	7	2.349	1:07.802	7	1.768	1:07.751
9	2.699	1:07.274	9	2.782	1:07.871	9	2.132	1:07.682
34	37.099	1:09.669	34	39.479	1:10.168	34	44.269	1:13.122
44	48.704	1:10.169	44	50.556	1:09.640	44	52.440	1:10.216

Weather / Track : Sunny / Dry

Pembrey
 Circuit Length = 1.4560 miles
 Start: 15:05 End: 15:27

Mini Challenge

QUALIFYING - RACE 6 - CLASSIFICATION

POS	NO	CL	NAME	ENTRY	TIME	ON	LAPS	GAP	DIFF	MPH
1	1	R56	Luke CAUDLE	Mini Cooper	1:05.401	9	14			80.14
2	51	S	Gavin BRISTOW	Mini Cooper S	1:05.615	13	15	0.214	0.214	79.88
3	24	R56	Chris KNOX	Mini Cooper	1:05.858	4	17	0.457	0.243	79.58
4	21	R56	Matthew PIKE	Mini Cooper	1:05.951	14	16	0.550	0.093	79.47
5	69	R56	Ben ANDERSON	Mini Cooper	1:06.032	2	13	0.631	0.081	79.37
6	50	R56	Jason RICHARDSON	Mini Cooper	1:06.264	18	18	0.863	0.232	79.10
7	26	S	Lee ALLEN	Mini Cooper S	1:06.819	3	18	1.418	0.555	78.44
8	10	R56	Chris SMITH	Mini Cooper	1:06.924	3	17	1.523	0.105	78.32
9	66	S	Steve LIQUORISH	Mini Cooper S	1:07.073	2	13	1.672	0.149	78.14
10	40	S	Chris JAMES	Mini Cooper S	1:07.742	6	18	2.341	0.669	77.37
11	68	S	Lee SULLIVAN	Mini Cooper S	1:07.802	2	5	2.401	0.060	77.30
12	7	S	Craig FREEMAN	Mini Cooper S	1:08.347	11	17	2.946	0.545	76.69
13	45	C	David OGDON	Mini Cooper	1:12.175	5	16	6.774	3.828	72.62
14	19	C	Sarah PARSONS	Mini Cooper	1:12.431	8	17	7.030	0.256	72.36
15	15	C	Justina WILLIAMS	Mini Cooper	1:12.611	11	12	7.210	0.180	72.18
16	9	C	Kevin OCONNOR	Mini Cooper	1:12.618	15	15	7.217	0.007	72.18
17	18	C	Sam OSBORNE	Mini Cooper	1:13.074	15	16	7.673	0.456	71.72
18	5	C	Alan WICKENDEN	Mini Cooper	1:14.061	8	13	8.660	0.987	70.77
19	3	C	Roger BATES	Mini Cooper	1:14.998	4	16	9.597	0.937	69.88

Weather / Track : Sunny / Dry
These results are provisional until the conclusion of any judicial and technical matters.

Pembrey
Circuit Length = 1.4560 miles
Start: 11:17 End: 11:39

Clerk of Course :		Timekeeper :
-------------------	--	--------------

Mini Challenge

QUALIFYING - RACE 6 - LAP ANALYSIS

1	Luke CAUDLE		R56 Mini Cooper				
1 -	1:17.318	+ 11.917	11:19:09.764	8 -	3:42.756	+ 2:37.355	11:29:24.563
2 -	1:06.242	+ 0.841	11:20:16.006	9 -	1:05.401		11:30:29.964
3 -	1:06.807	+ 1.406	11:21:22.813	10 -	1:05.472	+ 0.071	11:31:35.436
4 -	1:06.107	+ 0.706	11:22:28.920	11 -	1:09.341	+ 3.940	11:32:44.777
5 -	1:05.683	+ 0.282	11:23:34.603	12 -	1:05.424	+ 0.023	11:33:50.201
6 -	1:06.126	+ 0.725	11:24:40.729	13 -	1:07.716 P	+ 2.315	11:34:57.917
7 -	1:01.078 P	+ -4.323	11:25:41.807	14 -	3:42.704 P	+ 2:37.303	11:38:40.621
3	Roger BATES		C Mini Cooper				
1 -	1:21.811	+ 6.813	11:19:29.407	9 -	1:17.948	+ 2.950	11:29:42.500
2 -	1:17.167	+ 2.169	11:20:46.574	10 -	1:16.517	+ 1.519	11:30:59.017
3 -	1:16.482	+ 1.484	11:22:03.056	11 -	1:18.524	+ 3.526	11:32:17.541
4 -	1:14.998		11:23:18.054	12 -	1:16.548	+ 1.550	11:33:34.089
5 -	1:16.017	+ 1.019	11:24:34.071	13 -	1:16.439	+ 1.441	11:34:50.528
6 -	1:16.037	+ 1.039	11:25:50.108	14 -	1:17.037	+ 2.039	11:36:07.565
7 -	1:16.981	+ 1.983	11:27:07.089	15 -	1:18.284	+ 3.286	11:37:25.849
8 -	1:17.463	+ 2.465	11:28:24.552	16 -	1:16.327	+ 1.329	11:38:42.176
5	Alan WICKENDEN		C Mini Cooper				
1 -	1:21.704	+ 7.643	11:19:26.038	8 -	1:14.061		11:28:12.997
2 -	1:17.964	+ 3.903	11:20:44.002	9 -	1:19.183	+ 5.122	11:29:32.180
3 -	1:14.766	+ 0.705	11:21:58.768	10 -	1:14.091	+ 0.030	11:30:46.271
4 -	1:17.622	+ 3.561	11:23:16.390	11 -	1:18.291	+ 4.230	11:32:04.562
5 -	1:14.320	+ 0.259	11:24:30.710	12 -	1:15.178	+ 1.117	11:33:19.740
6 -	1:14.140	+ 0.079	11:25:44.850	13 -	1:17.667 P	+ 3.606	11:34:37.407
7 -	1:14.086	+ 0.025	11:26:58.936				
7	Craig FREEMAN		S Mini Cooper S				
1 -	1:18.772	+ 10.425	11:19:27.343	10 -	1:10.011	+ 1.664	11:29:56.380
2 -	1:12.525	+ 4.178	11:20:39.868	11 -	1:08.347		11:31:04.727
3 -	1:10.263	+ 1.916	11:21:50.131	12 -	1:10.645	+ 2.298	11:32:15.372
4 -	1:09.899	+ 1.552	11:23:00.030	13 -	1:08.504	+ 0.157	11:33:23.876
5 -	1:09.874	+ 1.527	11:24:09.904	14 -	1:09.126	+ 0.779	11:34:33.002
6 -	1:09.657	+ 1.310	11:25:19.561	15 -	1:08.672	+ 0.325	11:35:41.674
7 -	1:08.995	+ 0.648	11:26:28.556	16 -	1:08.756	+ 0.409	11:36:50.430
8 -	1:08.764	+ 0.417	11:27:37.320	17 -	1:08.822	+ 0.475	11:37:59.252
9 -	1:09.049	+ 0.702	11:28:46.369				
9	Kevin OCONNOR		C Mini Cooper				
1 -	1:18.469	+ 5.851	11:19:31.184	9 -	1:12.856	+ 0.238	11:30:25.113
2 -	1:15.712	+ 3.094	11:20:46.896	10 -	1:13.369	+ 0.751	11:31:38.482
3 -	1:20.886	+ 8.268	11:22:07.782	11 -	1:12.743	+ 0.125	11:32:51.225
4 -	1:12.744	+ 0.126	11:23:20.526	12 -	1:29.246	+ 16.628	11:34:20.471
5 -	1:12.768	+ 0.150	11:24:33.294	13 -	1:13.724	+ 1.106	11:35:34.195
6 -	1:12.904	+ 0.286	11:25:46.198	14 -	1:13.356	+ 0.738	11:36:47.551
7 -	1:12.656 P	+ 0.038	11:26:58.854	15 -	1:12.618		11:38:00.169
8 -	2:13.403	+ 1:00.785	11:29:12.257				
10	Chris SMITH		R56 Mini Cooper				
1 -	1:15.243	+ 8.319	11:19:11.543	10 -	1:06.945	+ 0.021	11:30:49.579
2 -	1:10.219	+ 3.295	11:20:21.762	11 -	1:08.083	+ 1.159	11:31:57.662
3 -	1:06.924		11:21:28.686	12 -	1:07.833	+ 0.909	11:33:05.495
4 -	1:07.397	+ 0.473	11:22:36.083	13 -	1:09.608	+ 2.684	11:34:15.103
5 -	1:07.145	+ 0.221	11:23:43.228	14 -	1:08.488	+ 1.564	11:35:23.591
6 -	1:07.562	+ 0.638	11:24:50.790	15 -	1:07.300	+ 0.376	11:36:30.891
7 -	1:13.257 P	+ 6.333	11:26:04.047	16 -	1:08.305	+ 1.381	11:37:39.196
8 -	2:28.352	+ 1:21.428	11:28:32.399	17 -	1:13.326	+ 6.402	11:38:52.522
9 -	1:10.235	+ 3.311	11:29:42.634				
15	Justina WILLIAMS		C Mini Cooper				
1 -	1:15.973	+ 3.362	11:19:17.546	7 -	1:09.738 P	+ -2.873	11:26:33.323

Weather / Track : Sunny / Dry

Pembrey
Circuit Length = 1.4560 miles
Start: 11:17 End: 11:39

Mini Challenge

QUALIFYING - RACE 6 - LAP ANALYSIS

2 -	1:12.662	+ 0.051	11:20:30.208	8 -	4:29.069	+ 3:16.458	11:31:02.392
3 -	1:13.107	+ 0.496	11:21:43.315	9 -	1:23.030	+ 10.419	11:32:25.422
4 -	1:13.716	+ 1.105	11:22:57.031	10 -	1:12.959	+ 0.348	11:33:38.381
5 -	1:13.603	+ 0.992	11:24:10.634	11 -	1:12.611		11:34:50.992
6 -	1:12.951	+ 0.340	11:25:23.585	12 -	1:17.674 P	+ 5.063	11:36:08.666
18	Sam OSBORNE		C	Mini Cooper			
1 -	1:23.837	+ 10.763	11:19:50.992	9 -	1:13.781	+ 0.707	11:29:44.841
2 -	1:14.718	+ 1.644	11:21:05.710	10 -	1:14.406	+ 1.332	11:30:59.247
3 -	1:14.180	+ 1.106	11:22:19.890	11 -	1:17.634	+ 4.560	11:32:16.881
4 -	1:13.202	+ 0.128	11:23:33.092	12 -	1:13.152	+ 0.078	11:33:30.033
5 -	1:15.292	+ 2.218	11:24:48.384	13 -	1:13.646	+ 0.572	11:34:43.679
6 -	1:15.002	+ 1.928	11:26:03.386	14 -	1:14.380	+ 1.306	11:35:58.059
7 -	1:14.271	+ 1.197	11:27:17.657	15 -	1:13.074		11:37:11.133
8 -	1:13.403	+ 0.329	11:28:31.060	16 -	1:13.184	+ 0.110	11:38:24.317
19	Sarah PARSONS		C	Mini Cooper			
1 -	1:18.568	+ 6.137	11:19:29.597	10 -	1:12.729	+ 0.298	11:30:31.580
2 -	1:16.039	+ 3.608	11:20:45.636	11 -	1:13.719	+ 1.288	11:31:45.299
3 -	1:13.269	+ 0.838	11:21:58.905	12 -	1:12.945	+ 0.514	11:32:58.244
4 -	1:16.447	+ 4.016	11:23:15.352	13 -	1:13.349	+ 0.918	11:34:11.593
5 -	1:12.551	+ 0.120	11:24:27.903	14 -	1:13.213	+ 0.782	11:35:24.806
6 -	1:12.626	+ 0.195	11:25:40.529	15 -	1:13.978	+ 1.547	11:36:38.784
7 -	1:12.929	+ 0.498	11:26:53.458	16 -	1:14.101	+ 1.670	11:37:52.885
8 -	1:12.431		11:28:05.889	17 -	1:13.310	+ 0.879	11:39:06.195
9 -	1:12.962	+ 0.531	11:29:18.851				
21	Matthew PIKE		R56	Mini Cooper			
1 -	1:15.462	+ 9.511	11:19:14.443	9 -	1:07.895	+ 1.944	11:28:24.245
2 -	1:08.835	+ 2.884	11:20:23.278	10 -	1:04.644 P	+ -1.307	11:29:28.889
3 -	1:07.027	+ 1.076	11:21:30.305	11 -	2:57.587	+ 1:51.636	11:32:26.476
4 -	1:06.890	+ 0.939	11:22:37.195	12 -	1:08.478	+ 2.527	11:33:34.954
5 -	1:06.779	+ 0.828	11:23:43.974	13 -	1:08.583	+ 2.632	11:34:43.537
6 -	1:07.972	+ 2.021	11:24:51.946	14 -	1:05.951		11:35:49.488
7 -	1:10.856	+ 4.905	11:26:02.802	15 -	1:07.203	+ 1.252	11:36:56.691
8 -	1:13.548	+ 7.597	11:27:16.350	16 -	1:06.846	+ 0.895	11:38:03.537
24	Chris KNOX		R56	Mini Cooper			
1 -	1:14.046	+ 8.188	11:19:08.281	10 -	1:06.177	+ 0.319	11:30:08.090
2 -	1:06.425	+ 0.567	11:20:14.706	11 -	1:06.387	+ 0.529	11:31:14.477
3 -	1:06.520	+ 0.662	11:21:21.226	12 -	1:22.496	+ 16.638	11:32:36.973
4 -	1:05.858		11:22:27.084	13 -	1:18.747	+ 12.889	11:33:55.720
5 -	1:06.088	+ 0.230	11:23:33.172	14 -	1:06.408	+ 0.550	11:35:02.128
6 -	1:02.325 P	+ -3.533	11:24:35.497	15 -	1:06.120	+ 0.262	11:36:08.248
7 -	2:14.335	+ 1:08.477	11:26:49.832	16 -	1:06.152	+ 0.294	11:37:14.400
8 -	1:05.883	+ 0.025	11:27:55.715	17 -	1:17.124 P	+ 11.266	11:38:31.524
9 -	1:06.198	+ 0.340	11:29:01.913				
26	Lee ALLEN		S	Mini Cooper S			
1 -	1:13.094	+ 6.275	11:19:09.026	10 -	1:23.952	+ 17.133	11:29:54.639
2 -	1:06.858	+ 0.039	11:20:15.884	11 -	1:07.488	+ 0.669	11:31:02.127
3 -	1:06.819		11:21:22.703	12 -	1:08.248	+ 1.429	11:32:10.375
4 -	1:06.903	+ 0.084	11:22:29.606	13 -	1:07.924	+ 1.105	11:33:18.299
5 -	1:07.223	+ 0.404	11:23:36.829	14 -	1:07.468	+ 0.649	11:34:25.767
6 -	1:08.951	+ 2.132	11:24:45.780	15 -	1:07.702	+ 0.883	11:35:33.469
7 -	1:07.129	+ 0.310	11:25:52.909	16 -	1:07.237	+ 0.418	11:36:40.706
8 -	1:23.053	+ 16.234	11:27:15.962	17 -	1:08.733	+ 1.914	11:37:49.439
9 -	1:14.725	+ 7.906	11:28:30.687	18 -	1:07.493	+ 0.674	11:38:56.932
40	Chris JAMES		S	Mini Cooper S			
1 -	1:14.602	+ 6.860	11:19:11.765	10 -	1:14.649	+ 6.907	11:29:38.011
2 -	1:08.155	+ 0.413	11:20:19.920	11 -	1:08.489	+ 0.747	11:30:46.500
3 -	1:07.774	+ 0.032	11:21:27.694	12 -	1:08.540	+ 0.798	11:31:55.040

Weather / Track : Sunny / Dry

Pembrey
Circuit Length = 1.4560 miles
Start: 11:17 End: 11:39

Mini Challenge

QUALIFYING - RACE 6 - LAP ANALYSIS


4 -	1:09.966	+ 2.224	11:22:37.660	13 -	1:08.488	+ 0.746	11:33:03.528
5 -	1:07.799	+ 0.057	11:23:45.459	14 -	1:08.313	+ 0.571	11:34:11.841
6 -	1:07.742		11:24:53.201	15 -	1:08.523	+ 0.781	11:35:20.364
7 -	1:08.833	+ 1.091	11:26:02.034	16 -	1:08.929	+ 1.187	11:36:29.293
8 -	1:13.104	+ 5.362	11:27:15.138	17 -	1:08.363	+ 0.621	11:37:37.656
9 -	1:08.224	+ 0.482	11:28:23.362	18 -	1:08.835	+ 1.093	11:38:46.491
45	David OGDON C Mini Cooper						
1 -	1:27.957	+ 15.782	11:19:48.944	9 -	1:12.365	+ 0.190	11:29:32.675
2 -	1:13.467	+ 1.292	11:21:02.411	10 -	1:13.860	+ 1.685	11:30:46.535
3 -	1:12.722	+ 0.547	11:22:15.133	11 -	1:12.668	+ 0.493	11:31:59.203
4 -	1:12.204	+ 0.029	11:23:27.337	12 -	1:13.239	+ 1.064	11:33:12.442
5 -	1:12.175		11:24:39.512	13 -	1:13.195	+ 1.020	11:34:25.637
6 -	1:14.319	+ 2.144	11:25:53.831	14 -	1:13.290	+ 1.115	11:35:38.927
7 -	1:13.468	+ 1.293	11:27:07.299	15 -	1:13.707	+ 1.532	11:36:52.634
8 -	1:13.011	+ 0.836	11:28:20.310	16 -	1:13.798	+ 1.623	11:38:06.432
50	Jason RICHARDSON R56 Mini Cooper						
1 -	1:23.776	+ 17.512	11:19:48.784	10 -	1:07.078	+ 0.814	11:29:53.854
2 -	1:07.954	+ 1.690	11:20:56.738	11 -	1:08.438	+ 2.174	11:31:02.292
3 -	1:07.046	+ 0.782	11:22:03.784	12 -	1:09.685	+ 3.421	11:32:11.977
4 -	1:08.093	+ 1.829	11:23:11.877	13 -	1:07.232	+ 0.968	11:33:19.209
5 -	1:06.572	+ 0.308	11:24:18.449	14 -	1:07.228	+ 0.964	11:34:26.437
6 -	1:07.153	+ 0.889	11:25:25.602	15 -	1:07.733	+ 1.469	11:35:34.170
7 -	1:07.195	+ 0.931	11:26:32.797	16 -	1:06.841	+ 0.577	11:36:41.011
8 -	1:06.795	+ 0.531	11:27:39.592	17 -	1:07.628	+ 1.364	11:37:48.639
9 -	1:07.184	+ 0.920	11:28:46.776	18 -	1:06.264		11:38:54.903
51	Gavin BRISTOW S Mini Cooper S						
1 -	1:26.152	+ 20.537	11:19:44.439	9 -	1:01.189 P	+ -4.426	11:28:28.735
2 -	1:06.453	+ 0.838	11:20:50.892	10 -	4:43.686	+ 3:38.071	11:33:12.421
3 -	1:06.349	+ 0.734	11:21:57.241	11 -	1:06.865	+ 1.250	11:34:19.286
4 -	1:05.963	+ 0.348	11:23:03.204	12 -	1:06.160	+ 0.545	11:35:25.446
5 -	1:06.764	+ 1.149	11:24:09.968	13 -	1:05.615		11:36:31.061
6 -	1:05.998	+ 0.383	11:25:15.966	14 -	1:05.943	+ 0.328	11:37:37.004
7 -	1:05.736	+ 0.121	11:26:21.702	15 -	1:15.950	+ 10.335	11:38:52.954
8 -	1:05.844	+ 0.229	11:27:27.546				
66	Steve LIQUORISH S Mini Cooper S						
1 -	1:26.571	+ 19.498	11:19:46.507	8 -	1:07.392	+ 0.319	11:27:45.497
2 -	1:07.073		11:20:53.580	9 -	1:06.152 P	+ -0.921	11:28:51.649
3 -	1:07.746	+ 0.673	11:22:01.326	10 -	6:17.955	+ 5:10.882	11:35:09.604
4 -	1:09.191	+ 2.118	11:23:10.517	11 -	1:07.385	+ 0.312	11:36:16.989
5 -	1:07.626	+ 0.553	11:24:18.143	12 -	1:07.251	+ 0.178	11:37:24.240
6 -	1:12.524	+ 5.451	11:25:30.667	13 -	1:07.428	+ 0.355	11:38:31.668
7 -	1:07.438	+ 0.365	11:26:38.105				
68	Lee SULLIVAN S Mini Cooper S						
1 -	1:16.877	+ 9.075	11:19:26.070	4 -	1:08.427	+ 0.625	11:22:51.567
2 -	1:07.802		11:20:33.872	5 -	1:08.501	+ 0.699	11:24:00.068
3 -	1:09.268	+ 1.466	11:21:43.140				
69	Ben ANDERSON R56 Mini Cooper						
1 -	1:15.562	+ 9.530	11:19:10.482	8 -	1:08.945	+ 2.913	11:29:17.584
2 -	1:06.032		11:20:16.514	9 -	1:07.944	+ 1.912	11:30:25.528
3 -	1:06.522	+ 0.490	11:21:23.036	10 -	1:05.450 P	+ -0.582	11:31:30.978
4 -	1:06.845	+ 0.813	11:22:29.881	11 -	5:06.658	+ 4:00.626	11:36:37.636
5 -	1:06.761	+ 0.729	11:23:36.642	12 -	1:06.729	+ 0.697	11:37:44.365
6 -	1:07.719 P	+ 1.687	11:24:44.361	13 -	1:06.838	+ 0.806	11:38:51.203
7 -	3:24.278	+ 2:18.246	11:28:08.639				

Weather / Track : Sunny / Dry

Pembrey
Circuit Length = 1.4560 miles
Start: 11:17 End: 11:39

Mini Challenge

RACE 6 - GRID

ROW 10	1:14.998 3 Roger BATES	1:14.061 5 Alan WICKENDEN
ROW 9	1:13.074 18 Sam OSBORNE	1:12.618 9 Kevin OCONNOR
ROW 8	1:12.611 15 Justina WILLIAMS	1:12.431 19 Sarah PARSONS
ROW 7	1:12.175 45 David OGDON	1:08.347 7 Craig FREEMAN
ROW 6	1:07.802 68 Lee SULLIVAN	1:07.742 40 Chris JAMES
ROW 5	1:07.073 66 Steve LIQUORISH	1:06.924 10 Chris SMITH
ROW 4	1:06.819 26 Lee ALLEN	1:06.264 50 Jason RICHARDSON
ROW 3	1:06.032 69 Ben ANDERSON	1:05.951 21 Matthew PIKE
ROW 2	1:05.858 24 Chris KNOX	1:05.615 51 Gavin BRISTOW
ROW 1	1:05.401 1 Luke CAUDLE	
Pole		
		

Pembrey
Circuit Length = 1.4560 miles

These results are provisional until the conclusion of any judicial and technical matters.

Clerk of Course :

Timekeeper :

Mini Challenge

RACE 6 - CLASSIFICATION

POS	NO	CL	NAME	ENTRY	LAPS	TIME	GAP	DIFF	MPH	BEST	ON
1	1	R56	Luke CAUDLE	Mini Cooper R56	19	21:05.626			78.68	1:05.543	3
2	21	R56	Matthew PIKE	Mini Cooper R56	19	21:14.194	8.568	8.568	78.15	1:05.906	2
3	50	R56	Jason RICHARDSON	Mini Cooper R56	19	21:15.739	10.113	1.545	78.06	1:06.063	5
4	26	S	Lee ALLEN	Mini Cooper S	19	21:34.277	28.651	18.538	76.94	1:07.224	5
5	51	R56	Gavin BRISTOW	Mini Cooper R56	19	21:34.897	29.271	0.620	76.90	1:06.087	3
6	69	R56	Ben ANDERSON	Mini Cooper R56	19	21:39.858	34.232	4.961	76.61	1:06.938	2
7	66	S	Steve LIQUORISH	Mini Cooper S	19	21:46.453	40.827	6.595	76.22	1:07.487	3
8	10	R56	Chris SMITH	Mini Cooper R56	19	21:55.687	50.061	9.234	75.69	1:07.480	4
9	40	S	Chris JAMES	Mini Cooper S	19	22:02.553	56.927	6.866	75.30	1:07.929	2
10	7	S	Craig FREEMAN	Mini Cooper S	18	21:20.607	1 lap	1 lap	73.67	1:07.776	5
11	45	C	David OGDON	Mini Cooper	18	22:09.819	1 lap	49.212	70.94	1:12.763	6
12	9	C	Kevin OCONNOR	Mini Cooper	18	22:15.546	1 lap	5.727	70.64	1:12.574	10
13	15	C	Justina WILLIAMS	Mini Cooper	18	22:15.845	1 lap	0.299	70.62	1:12.774	5
14	19	C	Sarah PARSONS	Mini Cooper	18	22:18.980	1 lap	3.135	70.46	1:13.024	4
15	18	C	Sam OSBORNE	Mini Cooper	17	21:14.491	2 laps	1 lap	69.91	1:12.889	4
16	5	C	Alan WICKENDEN	Mini Cooper	17	21:39.514	2 laps	25.023	68.56	1:14.494	14
17	3	C	Roger BATES	Mini Cooper	17	22:05.647	2 laps	26.133	67.21	1:16.048	3

NOT CLASSIFIED

DNF	24	R56	Chris KNOX	Mini Cooper R56	14	19:18.589	5 laps	3 laps	63.33	1:06.204	2
DNF	68	S	Lee SULLIVAN	Mini Cooper S	0						

FASTEST LAP

1	R56	Luke CAUDLE	Mini Cooper R56	3	1:05.543	79.97 mph	128.70 kph
26	S	Lee ALLEN	Mini Cooper S	5	1:07.224	77.97 mph	125.48 kph
9	C	Kevin OCONNOR	Mini Cooper	10	1:12.574	72.22 mph	116.23 kph

Weather / Track : Sunny / Dry

These results are provisional until the conclusion of any judicial and technical matters.

Pembrey

Circuit Length = 1.4560 miles

Start: 16:07 End: 16:29

Clerk of Course :	Timekeeper :
-------------------	--------------

Mini Challenge

RACE 6 - LAP CHART

Lap 1			Lap 2			Lap 3			Lap 4			Lap 5		
No	Behind	Laptime	No	Behind	Laptime	No	Behind	Laptime	No	Behind	Laptime	No	Behind	Laptime
1		1:11.786	1		1:05.601	1		1:05.543	1		1:05.584	1		1:05.704
24	0.819	1:12.605	24	1.422	1:06.204	51	2.063	1:06.087	51	2.654	1:06.175	51	3.172	1:06.222
51	0.999	1:12.785	51	1.519	1:06.121	24	2.518	1:06.639	24	3.218	1:06.284	24	4.004	1:06.490
21	1.808	1:13.594	21	2.113	1:05.906	21	2.937	1:06.367	21	3.991	1:06.638	21	4.526	1:06.239
69	3.042	1:14.828	69	4.379	1:06.938	50	5.539	1:06.464	50	6.304	1:06.349	50	6.663	1:06.063
50	3.769	1:15.555	50	4.618	1:06.450	26	7.559	1:07.428	26	9.386	1:07.411	26	10.906	1:07.224
26	3.979	1:15.765	26	5.674	1:07.296	69	7.912	1:09.076	69	10.780	1:08.452	69	12.835	1:07.759
66	4.456	1:16.242	66	6.607	1:07.752	66	8.551	1:07.487	66	11.245	1:08.278	66	13.518	1:07.977
40	4.634	1:16.420	40	6.962	1:07.929	40	9.373	1:07.954	40	11.735	1:07.946	40	14.176	1:08.145
10	6.211	1:17.997	10	8.683	1:08.073	10	11.277	1:08.137	10	13.173	1:07.480	10	15.332	1:07.863
7	7.554	1:19.340	7	10.022	1:08.069	7	12.384	1:07.905	7	14.808	1:08.008	7	16.880	1:07.776
45	11.009	1:22.795	45	18.338	1:12.930	45	26.632	1:13.837	45	33.835	1:12.787	45	40.941	1:12.810
9	11.307	1:23.093	9	18.702	1:12.996	9	26.888	1:13.729	9	34.637	1:13.333	9	41.721	1:12.788
15	11.744	1:23.530	15	19.082	1:12.939	15	27.257	1:13.718	15	35.237	1:13.564	15	42.307	1:12.774
19	12.525	1:24.311	19	19.991	1:13.067	19	28.150	1:13.702	19	35.590	1:13.024	19	43.163	1:13.277
18	13.444	1:25.230	18	21.107	1:13.264	18	28.817	1:13.253	18	36.122	1:12.889	18	43.408	1:12.990
5	15.312	1:27.098	5	25.378	1:15.667	5	35.504	1:15.669	5	45.300	1:15.380	5	54.705	1:15.109
3	16.425	1:28.211	3	26.952	1:16.128	3	37.457	1:16.048	3	48.330	1:16.457	3	59.145	1:16.519

Weather / Track : Sunny / Dry

Pembrey
Circuit Length = 1.4560 miles
Start: 16:07 End: 16:29

Mini Challenge

RACE 6 - LAP CHART

Lap 6			Lap 7			Lap 8			Lap 9			Lap 10		
No	Behind	Laptime	No	Behind	Laptime	No	Behind	Laptime	No	Behind	Laptime	No	Behind	Laptime
1		1:05.783	1		1:06.243	1		1:06.181	1		1:06.195	1		1:06.565
51	3.784	1:06.395	51	3.848	1:06.307	51	4.606	1:06.939	18	1 LAP	1:13.928	24	1.402	1:02.574 P
24	4.487	1:06.266	3	1 LAP	1:17.146	24	4.932	1:06.592	51	5.044	1:06.633	45	1 LAP	1:12.957
21	5.111	1:06.368	24	4.521	1:06.277	21	6.029	1:06.890	24	5.393	1:06.656	9	1 LAP	1:13.152
50	7.725	1:06.845	21	5.320	1:06.452	50	8.763	1:06.752	21	6.257	1:06.423	15	1 LAP	1:13.864
26	12.600	1:07.477	50	8.192	1:06.710	5	1 LAP	1:18.711	50	8.795	1:06.227	51	5.943	1:07.464
69	14.736	1:07.684	26	14.416	1:08.059	3	1 LAP	1:17.167	26	17.318	1:07.676	19	1 LAP	1:14.095
66	15.763	1:08.028	69	15.660	1:07.167	26	15.837	1:07.602	69	19.092	1:08.554	21	7.528	1:07.836
40	16.915	1:08.522	66	17.453	1:07.933	69	16.733	1:07.254	66	21.996	1:09.002	50	9.143	1:06.913
10	17.653	1:08.104	40	19.061	1:08.389	66	19.189	1:07.917	5	1 LAP	1:17.602	18	1 LAP	1:16.724
7	18.895	1:07.798	10	19.605	1:08.195	40	21.694	1:08.814	40	25.515	1:10.016	26	18.330	1:07.577
45	47.921	1:12.763	7	20.625	1:07.973	10	22.275	1:08.851	10	25.781	1:09.701	69	20.060	1:07.533
9	48.874	1:12.936	45	54.692	1:13.014	7	22.850	1:08.406	7	25.885	1:09.230	66	23.523	1:08.092
15	49.471	1:12.947	9	55.473	1:12.842	45	1:01.574	1:13.063	3	1 LAP	1:21.678	40	27.606	1:08.656
19	51.143	1:13.763	15	56.532	1:13.304	9	1:02.381	1:13.089				7	28.169	1:08.849
18	51.621	1:13.996	19	58.391	1:13.491	15	1:03.486	1:13.135				10	29.541	1:10.325
5	1:04.362	1:15.440	18	58.631	1:13.253	19	1:06.148	1:13.938				5	1 LAP	1:18.009
												3	1 LAP	1:16.997

Weather / Track : Sunny / Dry

Pembrey
Circuit Length = 1.4560 miles
Start: 16:07 End: 16:29

Mini Challenge

RACE 6 - LAP CHART

Lap 11			Lap 12			Lap 13			Lap 14			Lap 15		
No	Behind	Laptime	No	Behind	Laptime	No	Behind	Laptime	No	Behind	Laptime	No	Behind	Laptime
1		1:06.236	1		1:06.112	1		1:06.264	1		1:06.401	1		1:06.239
45	1 LAP	1:13.018	21	9.792	1:06.946	21	10.614	1:07.086	3	2 LAPS	1:17.670	5	2 LAPS	1:15.856
21	8.958	1:07.666	50	11.955	1:07.293	50	12.186	1:06.495	21	10.646	1:06.433	21	11.498	1:07.091
9	1 LAP	1:12.574	45	1 LAP	1:13.043	51	21.095	1:08.280	50	12.328	1:06.543	50	12.453	1:06.364
50	10.774	1:07.867	9	1 LAP	1:14.011	45	1 LAP	1:13.295	51	22.865	1:08.171	3	2 LAPS	1:17.220
15	1 LAP	1:14.867	51	19.079	1:09.142	26	22.637	1:07.666	26	23.748	1:07.512	51	24.780	1:08.154
19	1 LAP	1:13.969	15	1 LAP	1:13.524	9	1 LAP	1:13.313	24	3 LAPS	4:50.537	26	25.265	1:07.756
51	16.049	1:16.342	26	21.235	1:07.570	69	26.088	1:08.415	69	28.734	1:09.047	24	3 LAPS	1:06.759
18	1 LAP	1:14.415	19	1 LAP	1:14.109	15	1 LAP	1:14.135	45	1 LAP	1:13.792	69	30.200	1:07.705
26	19.777	1:07.683	69	23.937	1:08.022	66	29.855	1:08.320	9	1 LAP	1:12.948	66	36.191	1:10.275
69	22.027	1:08.203	18	1 LAP	1:14.362	19	1 LAP	1:14.090	66	32.155	1:08.701	9	1 LAP	1:14.195
66	25.580	1:08.293	66	27.799	1:08.331	18	1 LAP	1:15.177	15	1 LAP	1:14.130	45	1 LAP	1:15.265
40	30.563	1:09.193	40	33.531	1:09.080	40	36.400	1:09.133	19	1 LAP	1:13.617	15	1 LAP	1:13.411
7	31.177	1:09.244	7	33.981	1:08.916	7	36.709	1:08.992	40	39.603	1:09.604	40	44.369	1:11.005
10	31.572	1:08.267	10	34.405	1:08.945	10	37.405	1:09.264	7	39.884	1:09.576	10	44.729	1:10.822
5	1 LAP	1:14.713	5	1 LAP	1:14.986	5	1 LAP	1:14.727	10	40.146	1:09.142	7	45.294	1:11.649
3	1 LAP	1:17.208	3	1 LAP	1:18.019				18	1 LAP	1:15.305	19	1 LAP	1:14.771
												18	1 LAP	1:15.878

Weather / Track : Sunny / Dry

Pembrey
 Circuit Length = 1.4560 miles
 Start: 16:07 End: 16:29

Mini Challenge

RACE 6 - LAP CHART


Lap 16			Lap 17			Lap 18			Lap 19		
No	Behind	Laptime	No	Behind	Laptime	No	Behind	Laptime	No	Behind	Laptime
1		1:06.370	1		1:06.406	1		1:06.950	1		1:09.463
5	2 LAPS	1:14.494	21	11.576	1:06.595	18	2 LAPS	1:15.637	21	8.568	1:06.801
21	11.387	1:06.259	50	12.872	1:06.696	21	11.230	1:06.604	18	2 LAPS	1:14.448
50	12.582	1:06.499	5	2 LAPS	1:15.534	50	12.456	1:06.534	50	10.113	1:07.120
26	27.116	1:08.221	26	28.951	1:08.241	5	2 LAPS	1:14.862	7	1 LAP	1:38.621
51	27.248	1:08.838	51	29.123	1:08.281	26	30.240	1:08.239	26	28.651	1:07.874
24	3 LAPS	1:06.613	24	3 LAPS	1:08.093	51	30.501	1:08.328	51	29.271	1:08.233
69	32.231	1:08.401	69	34.156	1:08.331	69	35.668	1:08.462	5	2 LAPS	1:15.657
3	2 LAPS	1:19.073	66	39.875	1:08.330	66	41.625	1:08.700	69	34.232	1:08.027
66	37.951	1:08.130	3	2 LAPS	1:16.598	10	50.964	1:08.068	66	40.827	1:08.665
45	1 LAP	1:13.363	10	49.846	1:08.642	3	2 LAPS	1:16.794	10	50.061	1:08.560
9	1 LAP	1:14.779	40	52.140	1:10.020	40	55.549	1:10.359	40	56.927	1:10.841
10	47.610	1:09.251	7	52.773	1:10.073	45	1 LAP	1:12.885	3	2 LAPS	1:16.714
40	48.526	1:10.527	45	1 LAP	1:14.222	9	1 LAP	1:13.012	45	1 LAP	1:13.980
7	49.106	1:10.182	9	1 LAP	1:14.319	15	1 LAP	1:13.818	9	1 LAP	1:18.437
15	1 LAP	1:14.946	15	1 LAP	1:13.390	19	1 LAP	1:13.523	15	1 LAP	1:13.849
19	1 LAP	1:13.560	19	1 LAP	1:13.566				19	1 LAP	1:15.107
18	1 LAP	1:13.742									

Weather / Track : Sunny / Dry

Pembrey
 Circuit Length = 1.4560 miles
 Start: 16:07 End: 16:29

Mini Challenge

RACE 15 - GRID

ROW 10	3 Roger BATES	5 Alan WICKENDEN
ROW 9	18 Sam OSBORNE	19 Sarah PARSONS
ROW 8	15 Justina WILLIAMS	9 Kevin OCONNOR
ROW 7	45 David OGDON	68 Lee SULLIVAN
ROW 6	7 Craig FREEMAN	40 Chris JAMES
ROW 5	24 Chris KNOX	10 Chris SMITH
ROW 4	66 Steve LIQUORISH	69 Ben ANDERSON
ROW 3	51 Gavin BRISTOW	26 Lee ALLEN
ROW 2	50 Jason RICHARDSON	21 Matthew PIKE
ROW 1	1 Luke CAUDLE	
Pole		
		

Pembrey
Circuit Length = 1.4560 miles

These results are provisional until the conclusion of any judicial and technical matters.

Clerk of Course :		Timekeeper :

Mini Challenge

RACE 15 - CLASSIFICATION

POS	NO	CL	NAME	ENTRY	LAPS	TIME	GAP	DIFF	MPH	BEST	ON
1	1	R56	Luke CAUDLE	Mini Cooper R56	13	14:24.943			78.78	1:05.244	5
2	24	R56	Chris KNOX	Mini Cooper R56	13	14:30.125	5.182	5.182	78.31	1:05.433	2
3	50	R56	Jason RICHARDSON	Mini Cooper R56	13	14:38.114	13.171	7.989	77.59	1:06.510	2
4	21	R56	Matthew PIKE	Mini Cooper R56	13	14:40.657	15.714	2.543	77.37	1:06.529	8
5	26	S	Lee ALLEN	Mini Cooper S	13	14:47.210	22.267	6.553	76.80	1:06.983	3
6	68	S	Lee SULLIVAN	Mini Cooper S	13	14:54.329	29.386	7.119	76.19	1:07.266	3
7	66	S	Steve LIQUORISH	Mini Cooper S	13	14:55.112	30.169	0.783	76.12	1:07.287	3
8	10	R56	Chris SMITH	Mini Cooper R56	13	14:55.498	30.555	0.386	76.09	1:07.241	4
9	69	R56	Ben ANDERSON	Mini Cooper R56	13	14:56.658	31.715	1.160	75.99	1:07.132	4
10	45	C	David OGDON	Mini Cooper	12	14:43.577	1 lap	1 lap	71.18	1:12.275	7
11	19	C	Sarah PARSONS	Mini Cooper	12	14:56.855	1 lap	13.278	70.13	1:13.039	6
12	15	C	Justina WILLIAMS	Mini Cooper	12	14:58.304	1 lap	1.449	70.01	1:12.828	11
13	9	C	Kevin OCONNOR	Mini Cooper	12	14:58.739	1 lap	0.435	69.98	1:13.081	4
14	5	C	Alan WICKENDEN	Mini Cooper	12	15:16.141	1 lap	17.402	68.65	1:13.941	5
15	3	C	Roger BATES	Mini Cooper	12	15:42.203	1 lap	26.062	66.75	1:16.114	5
16	18	C	Sam OSBORNE	Mini Cooper	10	15:04.438	3 laps	2 laps	57.95	1:13.040	3
NOT CLASSIFIED											
DNF	40	S	Chris JAMES	Mini Cooper S	11	13:08.596	2 laps	0.000	73.11	1:08.071	10
DNF	7	S	Craig FREEMAN	Mini Cooper S	0						
DNF	51	R56	Gavin BRISTOW	Mini Cooper R56	0						
FASTEST LAP											
1	R56	Luke CAUDLE	Mini Cooper R56	5	1:05.244	80.33 mph	129.29 kph				
26	S	Lee ALLEN	Mini Cooper S	3	1:06.983	78.25 mph	125.93 kph				
45	C	David OGDON	Mini Cooper	7	1:12.275	72.52 mph	116.71 kph				

Weather / Track : Sunny / Dry
 These results are provisional until the conclusion of any judicial and technical matters.

Pembrey
 Circuit Length = 1.4560 miles
 Start: 12:28 End: 12:45

Clerk of Course :	Timekeeper :
-------------------	--------------

Mini Challenge

RACE 15 - LAP CHART

Lap 1			Lap 2			Lap 3			Lap 4			Lap 5		
No	Behind	Laptime	No	Behind	Laptime	No	Behind	Laptime	No	Behind	Laptime	No	Behind	Laptime
1		1:11.801	1		1:05.367	1		1:05.438	1		1:05.508	1		1:05.244
24	1.130	1:12.931	24	1.196	1:05.433	24	1.328	1:05.570	24	1.594	1:05.774	24	2.421	1:06.071
21	1.517	1:13.318	50	3.317	1:06.510	50	4.732	1:06.853	50	5.899	1:06.675	50	7.579	1:06.924
50	2.174	1:13.975	21	4.361	1:08.211	21	5.518	1:06.595	21	7.116	1:07.106	21	8.906	1:07.034
26	3.170	1:14.971	26	5.562	1:07.759	26	7.107	1:06.983	26	8.634	1:07.035	26	10.481	1:07.091
66	4.823	1:16.624	66	6.971	1:07.515	66	8.820	1:07.287	68	11.265	1:07.657	68	14.249	1:08.228
68	5.108	1:16.909	68	7.288	1:07.547	68	9.116	1:07.266	66	11.749	1:08.437	66	14.652	1:08.147
69	5.887	1:17.688	69	8.935	1:08.415	69	11.131	1:07.634	69	12.755	1:07.132	69	14.898	1:07.387
10	6.778	1:18.579	10	9.847	1:08.436	10	11.985	1:07.576	10	13.718	1:07.241	10	15.953	1:07.479
45	11.741	1:23.542	45	18.796	1:12.422	45	25.649	1:12.291	45	32.478	1:12.337	45	39.792	1:12.558
9	12.415	1:24.216	9	20.660	1:13.612	9	28.663	1:13.441	18	2 LAPS	3:17.075	18	2 LAPS	1:13.040
15	12.564	1:24.365	15	21.143	1:13.946	15	29.035	1:13.330	9	36.236	1:13.081	9	44.135	1:13.143
19	12.865	1:24.666	19	21.609	1:14.111	19	29.512	1:13.341	15	36.627	1:13.100	15	44.602	1:13.219
5	16.246	1:28.047	5	26.335	1:15.456	40	37.836	1:13.774	19	37.116	1:13.112	40	44.681	1:08.864
3	23.889	1:35.690	40	29.500	1:08.935	5	38.878	1:17.981	40	41.061	1:08.733	19	45.180	1:13.308
40	25.932	1:37.733	3	35.380	1:16.858	3	46.644	1:16.702	5	48.512	1:15.142	5	57.209	1:13.941
18	32.492	1:44.293 P							3	57.273	1:16.137			

Weather / Track : Sunny / Dry

Pembrey
 Circuit Length = 1.4560 miles
 Start: 12:28 End: 12:45

Mini Challenge

RACE 15 - LAP CHART

Lap 6			Lap 7			Lap 8			Lap 9			Lap 10		
No	Behind	Laptime	No	Behind	Laptime	No	Behind	Laptime	No	Behind	Laptime	No	Behind	Laptime
1		1:05.570	1		1:05.809	1		1:06.019	1		1:06.859	1		1:06.274
3	1 LAP	1:16.114	24	3.487	1:06.260	24	4.071	1:06.603	15	1 LAP	1:14.034	24	5.409	1:08.117
24	3.036	1:06.185	50	9.942	1:06.902	5	1 LAP	1:14.321	9	1 LAP	1:14.362	18	3 LAPS	1:15.386
50	8.849	1:06.840	21	12.326	1:07.704	50	10.615	1:06.692	19	1 LAP	1:13.878	19	1 LAP	1:14.174
21	10.431	1:07.095	3	1 LAP	1:16.775	21	12.836	1:06.529	24	3.566	1:06.354	9	1 LAP	1:14.868
26	12.201	1:07.290	26	13.850	1:07.458	26	15.101	1:07.270	50	11.051	1:07.295	15	1 LAP	1:15.739
68	16.952	1:08.273	68	18.802	1:07.659	68	20.864	1:08.081	21	12.845	1:06.868	50	11.362	1:06.585
66	18.121	1:09.039	66	20.067	1:07.755	66	22.263	1:08.215	26	16.047	1:07.805	21	13.329	1:06.758
69	18.559	1:09.231	69	20.260	1:07.510	10	23.127	1:07.987	5	1 LAP	1:17.819	26	17.422	1:07.649
10	18.755	1:08.372	10	21.159	1:08.213	69	23.700	1:09.459	68	21.754	1:07.749	68	24.114	1:08.634
45	46.838	1:12.616	40	49.813	1:08.260	3	1 LAP	1:17.354	66	23.218	1:07.814	66	25.202	1:08.258
40	47.362	1:08.251	45	53.304	1:12.275	40	52.469	1:08.675	10	24.346	1:08.078	10	26.201	1:08.129
18	2 LAPS	1:13.918	18	2 LAPS	1:13.593	45	59.713	1:12.428	69	24.676	1:07.835	69	26.579	1:08.177
9	51.784	1:13.219	9	59.384	1:13.409	18	2 LAPS	1:13.242	3	1 LAP	1:16.124	5	1 LAP	1:16.154
15	52.077	1:13.045	15	59.674	1:13.406				40	53.803	1:08.193	3	1 LAP	1:17.084
19	52.649	1:13.039	19	1:00.137	1:13.297				45	1:05.682	1:12.828	40	55.600	1:08.071
5	1:05.654	1:14.015												

Weather / Track : Sunny / Dry

Pembrey
 Circuit Length = 1.4560 miles
 Start: 12:28 End: 12:45

Mini Challenge

RACE 15 - LAP CHART


Lap 11			Lap 12			Lap 13		
No	Behind	Laptime	No	Behind	Laptime	No	Behind	Laptime
1		1:06.076	1		1:06.437	1		1:08.541
24	5.804	1:06.471	24	6.253	1:06.886	24	5.182	1:07.470
45	1 LAP	1:12.499	45	1 LAP	1:13.328	50	13.171	1:07.143
50	14.046	1:08.760	50	14.569	1:06.960	21	15.714	1:08.234
21	15.433	1:08.180	21	16.021	1:07.025	45	1 LAP	1:14.453
18	3 LAPS	1:16.130	26	21.913	1:08.613	26	22.267	1:08.895
19	1 LAP	1:14.699	19	1 LAP	1:13.903	68	29.386	1:09.461
9	1 LAP	1:14.532	9	1 LAP	1:14.076	66	30.169	1:09.643
15	1 LAP	1:15.444	15	1 LAP	1:12.828	10	30.555	1:09.802
26	19.737	1:08.391	68	28.466	1:08.684	69	31.715	1:10.359
68	26.219	1:08.181	66	29.067	1:08.248	19	1 LAP	1:15.327
66	27.256	1:08.130	10	29.294	1:08.018	15	1 LAP	1:15.848
10	27.713	1:07.588	69	29.897	1:08.338	9	1 LAP	1:16.780
69	27.996	1:07.493	18	3 LAPS	1:22.714	18	3 LAPS	1:15.047
5	1 LAP	1:14.722	5	1 LAP	1:14.492	5	1 LAP	1:14.051
3	1 LAP	1:17.236	3	1 LAP	1:17.815	3	1 LAP	1:18.314
40	58.631	1:09.107						

Weather / Track : Sunny / Dry

Pembrey
Circuit Length = 1.4560 miles
Start: 12:28 End: 12:45

Mini Challenge

RACE 19 - GRID

ROW 10	18	Sam OSBORNE	
ROW 9	19	Sarah PARSONS	45 David OGDON
ROW 8	9	Kevin OCONNOR	15 Justina WILLIAMS
ROW 7	3	Roger BATES	5 Alan WICKENDEN
ROW 6	40	Chris JAMES	7 Craig FREEMAN
ROW 5	68	Lee SULLIVAN	26 Lee ALLEN
ROW 4	51	Gavin BRISTOW	66 Steve LIQUORISH
ROW 3	24	Chris KNOX	1 Luke CAUDLE
ROW 2	21	Matthew PIKE	50 Jason RICHARDSON
ROW 1	69	Ben ANDERSON	10 Chris SMITH
Pole			
			

Pembrey
Circuit Length = 1.4560 miles

These results are provisional until the conclusion of any judicial and technical matters.

Clerk of Course :

Timekeeper :

Mini Challenge

RACE 19 - CLASSIFICATION

POS	NO	CL	NAME	ENTRY	LAPS	TIME	GAP	DIFF	MPH	BEST	ON
1	24	R56	Chris KNOX	Mini Cooper R56	19	21:05.784			78.67	1:05.713	4
2	1	R56	Luke CAUDLE	Mini Cooper R56	19	21:13.566	7.782	7.782	78.19	1:05.721	4
3	50	R56	Jason RICHARDSON	Mini Cooper R56	19	21:21.135	15.351	7.569	77.73	1:06.403	9
4	51	R56	Gavin BRISTOW	Mini Cooper R56	19	21:31.157	25.373	10.022	77.13	1:07.032	4
5	10	R56	Chris SMITH	Mini Cooper R56	19	21:34.745	28.961	3.588	76.91	1:06.600	2
6	21	R56	Matthew PIKE	Mini Cooper R56	19	21:35.136	29.352	0.391	76.89	1:06.969	3
7	26	S	Lee ALLEN	Mini Cooper S	19	21:39.836	34.052	4.700	76.61	1:06.922	2
8	66	S	Steve LIQUORISH	Mini Cooper S	19	21:49.094	43.310	9.258	76.07	1:07.778	3
9	45	C	David OGDON	Mini Cooper	18	22:08.700	1 lap	1 lap	71.00	1:12.576	5
10	19	C	Sarah PARSONS	Mini Cooper	17	21:12.865	2 laps	1 lap	70.00	1:13.716	13
11	15	C	Justina WILLIAMS	Mini Cooper	17	21:13.392	2 laps	0.527	69.97	1:13.663	12
12	18	C	Sam OSBORNE	Mini Cooper	17	21:14.236	2 laps	0.844	69.92	1:13.264	12
13	5	C	Alan WICKENDEN	Mini Cooper	17	21:34.477	2 laps	20.241	68.83	1:14.174	9
14	3	C	Roger BATES	Mini Cooper	17	21:49.980	2 laps	15.503	68.02	1:15.068	9
15	9	C	Kevin OCONNOR	Mini Cooper	17	21:52.572	2 laps	2.592	67.88	1:15.018	2
16	68	S	Lee SULLIVAN	Mini Cooper S	16	21:18.624	3 laps	1 lap	65.59	1:13.766	2

NOT CLASSIFIED

DNF	69	R56	Ben ANDERSON	Mini Cooper R56	6	6:50.274	13 laps	10 laps	76.65	1:06.083	5
DNF	7	S	Craig FREEMAN	Mini Cooper S	0						

FASTEST LAP

24	R56	Chris KNOX	Mini Cooper R56	4	1:05.713	79.76 mph	128.36 kph
26	S	Lee ALLEN	Mini Cooper S	2	1:06.922	78.32 mph	126.04 kph
45	C	David OGDON	Mini Cooper	5	1:12.576	72.22 mph	116.23 kph

Weather / Track : Sunny / Dry

These results are provisional until the conclusion of any judicial and technical matters.

Pembrey

Circuit Length = 1.4560 miles

Start: 15:36 End: 15:58

Clerk of Course :

Timekeeper :

Mini Challenge

RACE 19 - LAP CHART

Lap 1			Lap 2			Lap 3			Lap 4			Lap 5		
No	Behind	Laptime	No	Behind	Laptime	No	Behind	Laptime	No	Behind	Laptime	No	Behind	Laptime
24		1:10.576	24		1:05.866	24		1:05.812	24		1:05.713	24		1:05.831
1	0.717	1:11.293	1	0.650	1:05.799	1	0.842	1:06.004	1	0.850	1:05.721	1	1.088	1:06.069
50	1.316	1:11.892	50	1.866	1:06.416	50	2.540	1:06.486	50	3.473	1:06.646	50	4.164	1:06.522
10	1.881	1:12.457	10	2.615	1:06.600	10	3.990	1:07.187	69	5.294	1:06.629	69	5.546	1:06.083
26	2.286	1:12.862	26	3.342	1:06.922	69	4.378	1:06.706	10	5.766	1:07.489	10	7.082	1:07.147
69	2.420	1:12.996	69	3.484	1:06.930	51	5.372	1:07.224	51	6.691	1:07.032	51	8.226	1:07.366
51	2.769	1:13.345	51	3.960	1:07.057	26	5.907	1:08.377	26	7.506	1:07.312	26	9.188	1:07.513
66	3.443	1:14.019	21	5.225	1:07.246	21	6.382	1:06.969	21	7.763	1:07.094	21	9.477	1:07.545
21	3.845	1:14.421	66	5.614	1:08.037	66	7.580	1:07.778	66	9.865	1:07.998	66	12.030	1:07.996
45	7.154	1:17.730	45	14.255	1:12.967	45	21.467	1:13.024	45	28.331	1:12.577	45	35.076	1:12.576
5	9.566	1:20.142	5	19.186	1:15.486	5	29.468	1:16.094	5	40.204	1:16.449	19	50.258	1:15.611
3	10.590	1:21.166	18	19.695	1:14.970	9	29.726	1:15.446	19	40.478	1:15.905	15	50.506	1:15.694
18	10.591	1:21.167	9	20.092	1:15.018	19	30.286	1:15.375	9	40.548	1:16.535	18	50.899	1:15.663
9	10.940	1:21.516	19	20.723	1:15.249	18	30.287	1:16.404	15	40.643	1:15.920	9	53.844	1:19.127
19	11.340	1:21.916	15	21.066	1:15.405	15	30.436	1:15.182	18	41.067	1:16.493	3	55.871	1:18.073
15	11.527	1:22.103	3	23.425	1:18.701	3	33.844	1:16.231	3	43.629	1:15.498	68	57.388	1:18.949
68	16.648	1:27.224	68	24.548	1:13.766	68	34.407	1:15.671	68	44.270	1:15.576	5	57.673	1:23.300

Weather / Track : Sunny / Dry

Pembrey
Circuit Length = 1.4560 miles
Start: 15:36 End: 15:58

Mini Challenge

RACE 19 - LAP CHART

Lap 6			Lap 7			Lap 8			Lap 9			Lap 10		
No	Behind	Laptime	No	Behind	Laptime	No	Behind	Laptime	No	Behind	Laptime	No	Behind	Laptime
24		1:06.072	24		1:07.422	24		1:06.642	24		1:06.543	24		1:06.213
1	1.141	1:06.125	9	1 LAP	1:20.180	1	1.613	1:07.207	1	2.000	1:06.930	1	2.328	1:06.541
50	4.748	1:06.656	1	1.048	1:07.329	50	7.904	1:09.837	19	1 LAP	1:14.193	50	9.032	1:07.481
10	8.800	1:07.790	3	1 LAP	1:19.145	9	1 LAP	1:17.523	15	1 LAP	1:14.268	19	1 LAP	1:14.029
51	9.317	1:07.163	5	1 LAP	1:17.755	51	11.412	1:08.825	18	1 LAP	1:14.582	15	1 LAP	1:13.829
69	10.404	1:10.930	50	4.709	1:07.383	5	1 LAP	1:16.440	50	7.764	1:06.403	51	14.074	1:07.825
26	10.857	1:07.741	10	9.228	1:07.850	10	12.002	1:09.416	51	12.462	1:07.593	10	14.983	1:08.237
21	11.252	1:07.847	51	9.229	1:07.334	26	12.862	1:08.369	10	12.959	1:07.500	18	1 LAP	1:14.074
66	14.315	1:08.357	26	11.135	1:07.700	21	13.094	1:08.179	21	15.052	1:08.501	26	18.182	1:08.713
45	42.938	1:13.934	21	11.557	1:07.727	3	1 LAP	1:19.919	26	15.682	1:09.363	21	18.566	1:09.727
19	58.499	1:14.313	66	15.324	1:08.431	66	17.164	1:08.482	66	19.464	1:08.843	66	21.258	1:08.007
15	58.636	1:14.202	68	1 LAP	1:32.030	68	1 LAP	1:15.748	5	1 LAP	1:15.388	5	1 LAP	1:14.174
18	59.221	1:14.394	45	49.288	1:13.772	45	56.575	1:13.929	9	1 LAP	1:17.093	9	1 LAP	1:16.595
			19	1:05.064	1:13.987				3	1 LAP	1:16.275	3	1 LAP	1:15.068
			15	1:05.374	1:14.160				68	1 LAP	1:18.654	68	1 LAP	1:17.540
			18	1:05.997	1:14.198				45	1:03.949	1:13.917			

Weather / Track : Sunny / Dry

Pembrey
 Circuit Length = 1.4560 miles
 Start: 15:36 End: 15:58

Mini Challenge

RACE 19 - LAP CHART

Lap 11			Lap 12			Lap 13			Lap 14			Lap 15		
No	Behind	Laptime	No	Behind	Laptime	No	Behind	Laptime	No	Behind	Laptime	No	Behind	Laptime
24		1:06.717	24		1:06.415	24		1:06.533	24		1:06.508	24		1:06.577
1	2.378	1:06.767	1	2.593	1:06.630	1	2.832	1:06.772	1	2.927	1:06.603	1	3.463	1:07.113
45	1 LAP	1:13.168	50	9.803	1:06.966	50	10.322	1:07.052	50	10.809	1:06.995	3	2 LAPS	1:17.066
50	9.252	1:06.937	45	1 LAP	1:14.046	51	17.973	1:07.918	51	19.101	1:07.636	9	2 LAPS	1:16.634
51	15.300	1:07.943	51	16.588	1:07.703	68	2 LAPS	1:31.009	10	22.332	1:08.524	50	11.178	1:06.946
10	16.881	1:08.615	10	18.729	1:08.263	45	1 LAP	1:13.598	21	23.919	1:07.328	51	20.309	1:07.785
26	19.701	1:08.236	26	21.510	1:08.224	10	20.316	1:08.120	26	25.232	1:08.643	10	23.960	1:08.205
21	20.116	1:08.267	21	21.892	1:08.191	26	23.097	1:08.120	45	1 LAP	1:14.725	21	25.230	1:07.888
19	1 LAP	1:14.371	66	25.647	1:09.135	21	23.099	1:07.740	66	29.877	1:08.599	26	26.695	1:08.040
15	1 LAP	1:14.512	19	1 LAP	1:13.921	66	27.786	1:08.672	68	2 LAPS	1:24.952	66	32.124	1:08.824
66	22.927	1:08.386	15	1 LAP	1:13.864	19	1 LAP	1:13.747	19	1 LAP	1:13.716	45	1 LAP	1:13.485
18	1 LAP	1:14.941	18	1 LAP	1:13.818	15	1 LAP	1:13.663	15	1 LAP	1:13.871	68	2 LAPS	1:14.005
5	1 LAP	1:14.786	5	1 LAP	1:14.311	18	1 LAP	1:13.264	18	1 LAP	1:13.602	19	1 LAP	1:13.824
3	1 LAP	1:15.223	3	1 LAP	1:15.630	5	1 LAP	1:14.419	5	1 LAP	1:14.226	15	1 LAP	1:13.809
9	1 LAP	1:16.939	9	1 LAP	1:16.334	3	1 LAP	1:15.858				18	1 LAP	1:13.931
68	1 LAP	1:18.653				9	1 LAP	1:16.326						

Weather / Track : Sunny / Dry

Pembrey
Circuit Length = 1.4560 miles
Start: 15:36 End: 15:58

Mini Challenge

RACE 19 - LAP CHART

Lap 16			Lap 17			Lap 18			Lap 19		
No	Behind	Laptime	No	Behind	Laptime	No	Behind	Laptime	No	Behind	Laptime
24		1:06.589	24		1:06.358	24		1:06.567	24		1:06.830
5	2 LAPS	1:14.992	1	4.706	1:07.310	18	2 LAPS	1:13.881	19	2 LAPS	1:14.521
1	3.754	1:06.880	5	2 LAPS	1:15.870	1	5.056	1:06.917	15	2 LAPS	1:14.804
50	12.668	1:08.079	50	13.644	1:07.334	50	14.668	1:07.591	1	7.782	1:09.556
3	2 LAPS	1:15.978	51	22.904	1:07.814	5	2 LAPS	1:15.856	18	2 LAPS	1:15.281
9	2 LAPS	1:16.857	3	2 LAPS	1:16.698	51	24.007	1:07.670	68	3 LAPS	1:25.319
51	21.448	1:07.728	9	2 LAPS	1:16.734	10	27.915	1:07.884	50	15.351	1:07.513
10	25.034	1:07.663	10	26.598	1:07.922	21	28.131	1:07.817	51	25.373	1:08.196
21	25.726	1:07.085	21	26.881	1:07.513	26	32.210	1:08.782	5	2 LAPS	1:14.789
26	28.339	1:08.233	26	29.995	1:08.014	3	2 LAPS	1:16.706	10	28.961	1:07.876
66	33.996	1:08.461	66	35.892	1:08.254	9	2 LAPS	1:16.558	21	29.352	1:08.051
45	1 LAP	1:13.461	45	1 LAP	1:14.383	66	37.744	1:08.419	26	34.052	1:08.672
68	2 LAPS	1:13.884	68	2 LAPS	1:15.644	45	1 LAP	1:13.874	66	43.310	1:12.396
19	1 LAP	1:14.374	19	1 LAP	1:13.813				3	2 LAPS	1:16.745
15	1 LAP	1:14.267	15	1 LAP	1:13.839				9	2 LAPS	1:17.157
18	1 LAP	1:13.573							45	1 LAP	1:13.534

Weather / Track : Sunny / Dry

Pembrey
Circuit Length = 1.4560 miles
Start: 15:36 End: 15:58

Quaife Radical Club Cup

QUALIFYING - RACE 1 - CLASSIFICATION

POS	NO	CL	NAME	ENTRY	TIME	ON	LAPS	GAP	DIFF	MPH
1	1	S	Colin MILLAR	Radical SR3	54.813	10	12			95.62
2	33	S	Craig CURRIE	Radical SR3	55.105	15	15	0.292	0.292	95.11
3	7	P	Darren LUKE	Radical PR6	55.236	8	11	0.423	0.131	94.89
4	59	I	Steven LINDSAY	Radical PR6	55.376	4	11	0.563	0.140	94.65
5	5	S	Rachel DAVIES	Radical SR3	55.546	15	15	0.733	0.170	94.36
6	39	S	Paul MARSHAM	Radical SR3	55.573	8	12	0.760	0.027	94.31
7	26	P	Mark BOOT	Radical PR6	55.742	5	13	0.929	0.169	94.03
8	15	S	Richard CARVER	Radical SR3	55.797	10	15	0.984	0.055	93.94
9	95	P	Richard STABLES	Radical PR6	55.936	8	15	1.123	0.139	93.70
10	24	S	Chris HILLABY	Radical SR3	56.080	11	14	1.267	0.144	93.46
11	22	S	Gary BAXTER	Radical SR3	56.157	12	14	1.344	0.077	93.33
12	27	S	Ray WOOLHEAD	Radical SR3 RS	56.718	10	11	1.905	0.561	92.41
13	72	S	Danny HUBBARD	Radical SR3	57.974	13	15	3.161	1.256	90.41
14	91	I	David FRANKLAND	Radical PR6	59.937	11	13	5.124	1.963	87.45
15	55	C	Graham RIDGEWAY	Radical Clubsport	1:00.407	7	13	5.594	0.470	86.77
16	13	C	Simon GARMSTON	Radical Clubsport	1:00.543	8	14	5.730	0.136	86.57

Car 26 - Please improve side number

Weather / Track : Sunny / Dry

These results are provisional until the conclusion of any judicial and technical matters.

Pembrey

Circuit Length = 1.4560 miles

Start: 09:07 End: 09:23

Clerk of Course :

Timekeeper :

Quaife Radical Club Cup

QUALIFYING - RACE 1 - LAP ANALYSIS

1	Colin MILLAR						S	Radical SR3	
1 -	1:04.319	+ 9.506	9:09:12.727	7 -	54.844	+ 0.031	9:17:29.964		
2 -	57.478 P	+ 2.665	9:10:10.205	8 -	56.095	+ 1.282	9:18:26.059		
3 -	2:30.585	+ 1:35.772	9:12:40.790	9 -	55.545	+ 0.732	9:19:21.604		
4 -	58.079	+ 3.266	9:13:38.869	10 -	54.813		9:20:16.417		
5 -	51.353 P	+ -3.460	9:14:30.222	11 -	55.101	+ 0.288	9:21:11.518		
6 -	2:04.898	+ 1:10.085	9:16:35.120	12 -	55.198	+ 0.385	9:22:06.716		
5	Rachel DAVIES						S	Radical SR3	
1 -	1:03.145	+ 7.599	9:08:42.400	9 -	56.473	+ 0.927	9:16:28.323		
2 -	1:04.169	+ 8.623	9:09:46.569	10 -	56.630	+ 1.084	9:17:24.953		
3 -	57.547	+ 2.001	9:10:44.116	11 -	1:07.358	+ 11.812	9:18:32.311		
4 -	56.481	+ 0.935	9:11:40.597	12 -	57.041	+ 1.495	9:19:29.352		
5 -	1:00.316	+ 4.770	9:12:40.913	13 -	56.010	+ 0.464	9:20:25.362		
6 -	59.055	+ 3.509	9:13:39.968	14 -	56.104	+ 0.558	9:21:21.466		
7 -	55.996	+ 0.450	9:14:35.964	15 -	55.546		9:22:17.012		
8 -	55.886	+ 0.340	9:15:31.850						
7	Darren LUKE						P	Radical PR6	
1 -	1:00.637 P	+ 5.401	9:08:59.922	7 -	55.325	+ 0.089	9:18:13.858		
2 -	4:29.949	+ 3:34.713	9:13:29.871	8 -	55.236		9:19:09.094		
3 -	55.404	+ 0.168	9:14:25.275	9 -	55.355	+ 0.119	9:20:04.449		
4 -	55.501	+ 0.265	9:15:20.776	10 -	55.350	+ 0.114	9:20:59.799		
5 -	1:02.433	+ 7.197	9:16:23.209	11 -	1:15.745 P	+ 20.509	9:22:15.544		
6 -	55.324	+ 0.088	9:17:18.533						
13	Simon GARMSTON						C	Radical Clubsport	
1 -	1:10.747	+ 10.204	9:09:10.410	8 -	1:00.543		9:16:26.308		
2 -	1:06.619	+ 6.076	9:10:17.029	9 -	1:01.619	+ 1.076	9:17:27.927		
3 -	1:02.471	+ 1.928	9:11:19.500	10 -	1:04.119	+ 3.576	9:18:32.046		
4 -	1:01.079	+ 0.536	9:12:20.579	11 -	1:04.857	+ 4.314	9:19:36.903		
5 -	1:02.794	+ 2.251	9:13:23.373	12 -	1:03.292	+ 2.749	9:20:40.195		
6 -	1:01.590	+ 1.047	9:14:24.963	13 -	1:01.932	+ 1.389	9:21:42.127		
7 -	1:00.802	+ 0.259	9:15:25.765	14 -	1:02.262	+ 1.719	9:22:44.389		
15	Richard CARVER						S	Radical SR3	
1 -	1:10.444	+ 14.647	9:09:01.687	9 -	56.083	+ 0.286	9:16:51.726		
2 -	1:00.264	+ 4.467	9:10:01.951	10 -	55.797		9:17:47.523		
3 -	1:00.090	+ 4.293	9:11:02.041	11 -	56.237	+ 0.440	9:18:43.760		
4 -	57.031	+ 1.234	9:11:59.072	12 -	56.429	+ 0.632	9:19:40.189		
5 -	1:05.045	+ 9.248	9:13:04.117	13 -	56.638	+ 0.841	9:20:36.827		
6 -	56.465	+ 0.668	9:14:00.582	14 -	1:16.295	+ 20.498	9:21:53.122		
7 -	55.862	+ 0.065	9:14:56.444	15 -	59.416	+ 3.619	9:22:52.538		
8 -	59.199	+ 3.402	9:15:55.643						
22	Gary BAXTER						S	Radical SR3	
1 -	1:08.853 P	+ 12.696	9:08:58.019	8 -	57.188	+ 1.031	9:16:54.496		
2 -	2:06.555	+ 1:10.398	9:11:04.574	9 -	58.481	+ 2.324	9:17:52.977		
3 -	1:02.410	+ 6.253	9:12:06.984	10 -	58.383	+ 2.226	9:18:51.360		
4 -	59.055	+ 2.898	9:13:06.039	11 -	56.514	+ 0.357	9:19:47.874		
5 -	57.611	+ 1.454	9:14:03.650	12 -	56.157		9:20:44.031		
6 -	56.785	+ 0.628	9:15:00.435	13 -	1:00.702	+ 4.545	9:21:44.733		
7 -	56.873	+ 0.716	9:15:57.308	14 -	56.622	+ 0.465	9:22:41.355		
24	Chris HILLABY						S	Radical SR3	
1 -	1:05.289	+ 9.209	9:09:10.230	8 -	58.908	+ 2.828	9:15:53.776		
2 -	58.097	+ 2.017	9:10:08.327	9 -	56.441	+ 0.361	9:16:50.217		
3 -	58.163	+ 2.083	9:11:06.490	10 -	56.492	+ 0.412	9:17:46.709		
4 -	57.664	+ 1.584	9:12:04.154	11 -	56.080		9:18:42.789		
5 -	56.927	+ 0.847	9:13:01.081	12 -	57.081	+ 1.001	9:19:39.870		
6 -	56.575	+ 0.495	9:13:57.656	13 -	56.783	+ 0.703	9:20:36.653		
7 -	57.212	+ 1.132	9:14:54.868	14 -	1:11.334	+ 15.254	9:21:47.987		

Weather / Track : Sunny / Dry

Pembrey
Circuit Length = 1.4560 miles
Start: 09:07 End: 09:23

Quaife Radical Club Cup

QUALIFYING - RACE 1 - LAP ANALYSIS

26	Mark BOOT		P Radical PR6				
1 -	1:07.463	+ 11.721	9:08:50.122	8 -	56.280	+ 0.538	9:15:32.733
2 -	1:01.887	+ 6.145	9:09:52.009	9 -	56.769	+ 1.027	9:16:29.502
3 -	58.726	+ 2.984	9:10:50.735	10 -	56.220	+ 0.478	9:17:25.722
4 -	56.973	+ 1.231	9:11:47.708	11 -	56.313	+ 0.571	9:18:22.035
5 -	55.742		9:12:43.450	12 -	56.047	+ 0.305	9:19:18.082
6 -	56.927	+ 1.185	9:13:40.377	13 -	55.510 P	+ -0.232	9:20:13.592
7 -	56.076	+ 0.334	9:14:36.453				
27	Ray WOOLHEAD		S Radical SR3 RS				
1 -	1:14.385	+ 17.667	9:09:27.345	7 -	56.962	+ 0.244	9:15:20.347
2 -	1:04.132	+ 7.414	9:10:31.477	8 -	56.931	+ 0.213	9:16:17.278
3 -	58.269	+ 1.551	9:11:29.746	9 -	56.749	+ 0.031	9:17:14.027
4 -	58.140	+ 1.422	9:12:27.886	10 -	56.718		9:18:10.745
5 -	57.944	+ 1.226	9:13:25.830	11 -	1:00.424 P	+ 3.706	9:19:11.169
6 -	57.555	+ 0.837	9:14:23.385				
33	Craig CURRIE		S Radical SR3				
1 -	1:08.939	+ 13.834	9:09:04.291	9 -	55.934	+ 0.829	9:16:40.470
2 -	59.508	+ 4.403	9:10:03.799	10 -	1:03.468	+ 8.363	9:17:43.938
3 -	59.199	+ 4.094	9:11:02.998	11 -	56.226	+ 1.121	9:18:40.164
4 -	56.476	+ 1.371	9:11:59.474	12 -	56.877	+ 1.772	9:19:37.041
5 -	58.509	+ 3.404	9:12:57.983	13 -	55.896	+ 0.791	9:20:32.937
6 -	55.706	+ 0.601	9:13:53.689	14 -	56.235	+ 1.130	9:21:29.172
7 -	55.502	+ 0.397	9:14:49.191	15 -	55.105		9:22:24.277
8 -	55.345	+ 0.240	9:15:44.536				
39	Paul MARSHAM		S Radical SR3				
1 -	1:06.633	+ 11.060	9:08:47.771	7 -	55.719	+ 0.146	9:14:40.209
2 -	1:02.551	+ 6.978	9:09:50.322	8 -	55.573		9:15:35.782
3 -	59.828	+ 4.255	9:10:50.150	9 -	56.367	+ 0.794	9:16:32.149
4 -	56.536	+ 0.963	9:11:46.686	10 -	55.867	+ 0.294	9:17:28.016
5 -	55.738	+ 0.165	9:12:42.424	11 -	56.005	+ 0.432	9:18:24.021
6 -	1:02.066	+ 6.493	9:13:44.490	12 -	1:03.935 P	+ 8.362	9:19:27.956
55	Graham RIDGEWAY		C Radical Clubsport				
1 -	1:10.901	+ 10.494	9:09:12.284	8 -	1:03.520	+ 3.113	9:16:34.612
2 -	1:06.939	+ 6.532	9:10:19.223	9 -	1:03.285	+ 2.878	9:17:37.897
3 -	1:07.366	+ 6.959	9:11:26.589	10 -	1:02.142	+ 1.735	9:18:40.039
4 -	1:01.130	+ 0.723	9:12:27.719	11 -	1:01.871	+ 1.464	9:19:41.910
5 -	1:02.222	+ 1.815	9:13:29.941	12 -	1:01.189	+ 0.782	9:20:43.099
6 -	1:00.744	+ 0.337	9:14:30.685	13 -	1:07.767 P	+ 7.360	9:21:50.866
7 -	1:00.407		9:15:31.092				
59	Steven LINDSAY		I Radical PR6				
1 -	1:00.570	+ 5.194	9:08:35.701	7 -	55.784	+ 0.408	9:14:13.108
2 -	57.240	+ 1.864	9:09:32.941	8 -	55.771	+ 0.395	9:15:08.879
3 -	56.372	+ 0.996	9:10:29.313	9 -	55.878	+ 0.502	9:16:04.757
4 -	55.376		9:11:24.689	10 -	55.638	+ 0.262	9:17:00.395
5 -	56.419	+ 1.043	9:12:21.108	11 -	1:09.650 P	+ 14.274	9:18:10.045
6 -	56.216	+ 0.840	9:13:17.324				
72	Danny HUBBARD		S Radical SR3				
1 -	1:07.463	+ 9.489	9:08:53.382	9 -	58.543	+ 0.569	9:16:54.028
2 -	1:03.401	+ 5.427	9:09:56.783	10 -	58.492	+ 0.518	9:17:52.520
3 -	1:02.549	+ 4.575	9:10:59.332	11 -	58.571	+ 0.597	9:18:51.091
4 -	59.009	+ 1.035	9:11:58.341	12 -	58.665	+ 0.691	9:19:49.756
5 -	59.475	+ 1.501	9:12:57.816	13 -	57.974		9:20:47.730
6 -	58.125	+ 0.151	9:13:55.941	14 -	1:02.800	+ 4.826	9:21:50.530
7 -	58.462	+ 0.488	9:14:54.403	15 -	59.253	+ 1.279	9:22:49.783
8 -	1:01.082	+ 3.108	9:15:55.485				

Weather / Track : Sunny / Dry

Pembrey
Circuit Length = 1.4560 miles
Start: 09:07 End: 09:23


Quaife Radical Club Cup
QUALIFYING - RACE 1 - LAP ANALYSIS

91		David FRANKLAND		I		Radical PR6	
1 -	1:08.230	+ 8.293	9:09:18.067	8 -	1:00.023	+ 0.086	9:17:58.968
2 -	1:02.808	+ 2.871	9:10:20.875	9 -	1:00.168	+ 0.231	9:18:59.136
3 -	1:01.965	+ 2.028	9:11:22.840	10 -	1:00.153	+ 0.216	9:19:59.289
4 -	1:02.985	+ 3.048	9:12:25.825	11 -	59.937		9:20:59.226
5 -	58.077 P	+ -1.860	9:13:23.902	12 -	1:01.294	+ 1.357	9:22:00.520
6 -	2:34.298	+ 1:34.361	9:15:58.200	13 -	1:00.063	+ 0.126	9:23:00.583
7 -	1:00.745	+ 0.808	9:16:58.945				
95		Richard STABLES		P		Radical PR6	
1 -	1:08.256	+ 12.320	9:08:52.114	9 -	59.715	+ 3.779	9:16:39.977
2 -	1:02.862	+ 6.926	9:09:54.976	10 -	56.147	+ 0.211	9:17:36.124
3 -	1:02.901	+ 6.965	9:10:57.877	11 -	56.566	+ 0.630	9:18:32.690
4 -	57.496	+ 1.560	9:11:55.373	12 -	57.139	+ 1.203	9:19:29.829
5 -	56.452	+ 0.516	9:12:51.825	13 -	56.229	+ 0.293	9:20:26.058
6 -	56.502	+ 0.566	9:13:48.327	14 -	56.391	+ 0.455	9:21:22.449
7 -	55.999	+ 0.063	9:14:44.326	15 -	1:01.084	+ 5.148	9:22:23.533
8 -	55.936		9:15:40.262				

Weather / Track : Sunny / Dry

Pembrey
 Circuit Length = 1.4560 miles
 Start: 09:07 End: 09:23

Quaife Radical Club Cup
RACE 1 - GRID

ROW 8	1:00.407 55 Graham RIDGEWAY	1:00.543 13 Simon GARMSTON
ROW 7	57.974 72 Danny HUBBARD	59.937 91 David FRANKLAND
ROW 6	56.157 22 Gary BAXTER	56.718 27 Ray WOOLHEAD
ROW 5	55.936 95 Richard STABLES	56.080 24 Chris HILLABY
ROW 4	55.742 26 Mark BOOT	55.797 15 Richard CARVER
ROW 3	55.546 5 Rachel DAVIES	55.573 39 Paul MARSHAM
ROW 2	55.236 7 Darren LUKE	55.376 59 Steven LINDSAY
ROW 1	54.813 1 Colin MILLAR	55.105 33 Craig CURRIE
Pole		
		

Pembrey
 Circuit Length = 1.4560 miles

These results are provisional until the conclusion of any judicial and technical matters.

Clerk of Course :		Timekeeper :

Quaife Radical Club Cup

RACE 1 - CLASSIFICATION

POS	NO	CL	NAME	ENTRY	LAPS	TIME	GAP	DIFF	MPH	BEST	ON
1	1	S	Colin MILLAR	Radical SR3	22	20:36.992			93.22	55.281	2
2	59	I	Steven LINDSAY	Radical PR6	22	20:49.224	12.232	12.232	92.30	55.608	3
3	7	P	Darren LUKE	Radical PR6	22	20:56.590	19.598	7.366	91.76	56.140	16
4	5	S	Rachel DAVIES	Radical SR3	22	20:58.024	21.032	1.434	91.66	55.896	8
5	95	P	Richard STABLES	Radical PR6	22	20:58.248	21.256	0.224	91.64	56.205	6
6	15	S	Richard CARVER	Radical SR3	22	21:01.589	24.597	3.341	91.40	55.918	13
7	22	S	Gary BAXTER	Radical SR3	22	21:12.923	35.931	11.334	90.59	56.094	9
8	27	S	Ray WOOLHEAD	Radical SR3 RS	22	21:23.787	46.795	10.864	89.82	57.082	4
9	91	I	David FRANKLAND	Radical PR6	21	21:07.807	1 lap	1 lap	86.82	58.656	2
10	72	S	Danny HUBBARD	Radical SR3	21	21:18.060	1 lap	10.253	86.12	58.543	16
11	13	C	Simon GARMSTON	Radical Clubsport	20	21:00.019	2 laps	1 lap	83.19	1:01.275	7

NOT CLASSIFIED

DNF	33	S	Craig CURRIE	Radical SR3	19	18:29.378	3 laps	1 lap	89.77	55.723	7
DNF	55	C	Graham RIDGEWAY	Radical Clubsport	19	19:56.535	3 laps	1:27.157	83.23	1:00.502	14
DNF	39	S	Paul MARSHAM	Radical SR3	17	16:22.644	5 laps	2 laps	90.68	56.208	14
DNF	26	P	Mark BOOT	Radical PR6	7	6:45.429	15 laps	10 laps	90.49	55.981	4

FASTEST LAP

1	S	Colin MILLAR	Radical SR3	2	55.281	94.81 mph	152.59 kph
59	I	Steven LINDSAY	Radical PR6	3	55.608	94.25 mph	151.69 kph
26	P	Mark BOOT	Radical PR6	4	55.981	93.63 mph	150.68 kph
55	C	Graham RIDGEWAY	Radical Clubsport	14	1:00.502	86.63 mph	139.42 kph

Weather / Track : Sunny / Dry

These results are provisional until the conclusion of any judicial and technical matters.

Pembrey

Circuit Length = 1.4560 miles

Start: 13:23 End: 13:44

Clerk of Course :	Timekeeper :
-------------------	--------------

Quaife Radical Club Cup
RACE 1 - LAP CHART

Lap 1			Lap 2			Lap 3			Lap 4			Lap 5		
No	Behind	Laptime	No	Behind	Laptime	No	Behind	Laptime	No	Behind	Laptime	No	Behind	Laptime
1		1:01.376	1		55.281	1		55.610	1		55.634	1		55.505
7	0.557	1:01.933	7	2.119	56.843	59	2.162	55.608	59	2.300	55.772	59	2.840	56.045
59	1.233	1:02.609	59	2.164	56.212	7	3.249	56.740	7	4.522	56.907	33	5.875	56.411
33	2.976	1:04.352	33	3.769	56.074	33	4.009	55.850	33	4.969	56.594	5	6.532	56.619
5	3.541	1:04.917	5	4.519	56.259	5	5.140	56.231	5	5.418	55.912	7	7.184	58.167
26	4.067	1:05.443	26	5.775	56.989	26	6.340	56.175	26	6.687	55.981	26	7.739	56.557
95	4.471	1:05.847	95	6.156	56.966	95	7.029	56.483	95	7.741	56.346	95	8.557	56.321
15	5.832	1:07.208	15	7.719	57.168	15	8.271	56.162	15	8.767	56.130	15	9.193	55.931
39	6.977	1:08.353	39	8.590	56.894	39	9.856	56.876	39	11.166	56.944	39	12.803	57.142
27	8.095	1:09.471	27	10.385	57.571	27	11.991	57.216	27	13.439	57.082	22	15.833	57.443
22	8.463	1:09.839	22	11.147	57.965	22	12.538	57.001	22	13.895	56.991	27	15.869	57.935
91	9.077	1:10.453	91	12.452	58.656	91	15.838	58.996	91	19.113	58.909	91	23.093	59.485
13	11.350	1:12.726	13	17.634	1:01.565	13	23.446	1:01.422	72	27.989	1:00.112	72	32.074	59.590
55	11.890	1:13.266	72	17.815	1:01.142	72	23.511	1:01.306	13	30.342	1:02.530	13	36.391	1:01.554
72	11.954	1:13.330	55	18.849	1:02.240	55	35.890	1:12.651	55	41.509	1:01.253	55	47.010	1:01.006

Weather / Track : Sunny / Dry

Pembrey
 Circuit Length = 1.4560 miles
 Start: 13:23 End: 13:44

Quaife Radical Club Cup
RACE 1 - LAP CHART

Lap 6			Lap 7			Lap 8			Lap 9			Lap 10		
No	Behind	Laptime	No	Behind	Laptime	No	Behind	Laptime	No	Behind	Laptime	No	Behind	Laptime
1		55.304	1		55.596	1		56.107	1		55.355	1		55.923
59	3.464	55.928	59	3.715	55.847	59	3.833	56.225	59	4.867	56.389	13	1 LAP	1:02.347
33	6.545	55.974	33	6.672	55.723	55	1 LAP	1:02.637	33	8.357	57.081	59	5.381	56.437
5	7.157	55.929	5	7.759	56.198	33	6.631	56.066	5	9.128	56.935	33	8.721	56.287
7	8.307	56.427	7	9.632	56.921	5	7.548	55.896	55	1 LAP	1:02.609	5	9.489	56.284
26	9.062	56.627	26	11.123	57.657	7	10.097	56.572	7	11.459	56.717	7	12.123	56.587
95	9.458	56.205	95	11.489	57.627	95	12.301	56.919	95	13.255	56.309	95	14.954	57.622
15	10.408	56.519	15	11.594	56.782	15	14.056	58.569	15	15.266	56.565	15	16.645	57.302
39	14.542	57.043	39	15.435	56.489	39	17.017	57.689	39	18.239	56.577	55	1 LAP	1:02.852
22	17.119	56.590	22	17.788	56.265	22	18.047	56.366	22	18.786	56.094	39	19.085	56.769
27	19.197	58.632	27	20.714	57.113	27	22.090	57.483	27	24.372	57.637	22	19.501	56.638
91	27.685	59.896	91	31.653	59.564	91	34.787	59.241	91	39.499	1:00.067	27	25.592	57.143
72	36.184	59.414	72	39.767	59.179	72	43.437	59.777	72	47.500	59.418	91	43.343	59.767
13	42.836	1:01.749	13	48.515	1:01.275	13	53.705	1:01.297				72	50.971	59.394
55	53.067	1:01.361												

Weather / Track : Sunny / Dry

Pembrey
 Circuit Length = 1.4560 miles
 Start: 13:23 End: 13:44

Quaife Radical Club Cup
RACE 1 - LAP CHART

Lap 11			Lap 12			Lap 13			Lap 14			Lap 15		
No	Behind	Laptime	No	Behind	Laptime	No	Behind	Laptime	No	Behind	Laptime	No	Behind	Laptime
1		55.517	1		55.298	1		56.042	1		56.074	1		55.730
59	5.814	55.950	59	6.196	55.680	72	1 LAP	59.946	72	1 LAP	59.258	91	1 LAP	1:00.482
5	11.517	57.545	5	13.065	56.846	59	6.928	56.774	59	7.624	56.770	59	9.039	57.145
13	1 LAP	1:02.861	7	14.960	56.952	5	13.392	56.369	5	13.935	56.617	72	1 LAP	59.645
7	13.306	56.700	95	17.586	56.898	7	15.295	56.377	7	16.139	56.918	5	15.035	56.830
95	15.986	56.549	15	19.163	56.725	95	18.023	56.479	95	18.383	56.434	7	16.899	56.490
15	17.736	56.608	13	1 LAP	1:03.167	15	19.039	55.918	15	19.153	56.188	95	19.086	56.433
39	22.852	59.284	39	24.239	56.685	13	1 LAP	1:01.449	39	25.867	56.208	15	19.620	56.197
22	23.190	59.206	22	24.519	56.627	39	25.733	57.536	13	1 LAP	1:03.669	39	27.678	57.541
55	1 LAP	1:02.648	27	30.858	58.058	22	26.044	57.567	22	33.001	1:03.031	22	36.195	58.924
27	28.098	58.023	55	1 LAP	1:01.470	27	31.912	57.096	27	33.447	57.609	27	37.589	59.872
33	32.487	1:19.283	33	33.527	56.338	33	35.390	57.905	33	36.204	56.888	33	38.259	57.785
91	47.201	59.375	91	51.583	59.680	55	1 LAP	1:02.543	55	1 LAP	1:00.671	13	1 LAP	1:04.525
72	54.247	58.793				91	55.770	1:00.229				55	1 LAP	1:00.502

Weather / Track : Sunny / Dry

Pembrey
 Circuit Length = 1.4560 miles
 Start: 13:23 End: 13:44

Quaife Radical Club Cup
RACE 1 - LAP CHART

Lap 16			Lap 17			Lap 18			Lap 19			Lap 20		
No	Behind	Laptime	No	Behind	Laptime	No	Behind	Laptime	No	Behind	Laptime	No	Behind	Laptime
1		55.668	1		55.381	1		56.005	1		57.256	1		56.654
91	1 LAP	1:00.299	59	11.480	56.839	55	2 LAPS	1:00.998	13	2 LAPS	1:03.463	13	2 LAPS	1:01.814
59	10.022	56.651	91	1 LAP	1:01.400	59	12.099	56.624	55	2 LAPS	1:01.358	55	2 LAPS	1:01.721
72	1 LAP	58.780	72	1 LAP	58.543	91	1 LAP	59.613	59	11.727	56.884	59	12.206	57.133
5	16.279	56.912	5	17.895	56.997	5	19.090	56.958	7	19.884	58.050	7	20.007	56.777
7	17.371	56.140	7	18.137	56.147	7	19.560	57.670	5	20.658	58.354	5	21.228	57.224
95	19.932	56.514	95	20.785	56.234	72	1 LAP	1:00.309	91	1 LAP	1:01.132	95	22.411	56.322
15	20.517	56.565	15	21.415	56.279	95	21.086	56.306	95	22.743	58.913	15	25.533	57.826
39	29.090	57.080	39	31.243	57.534	15	22.098	56.688	15	24.361	59.519	91	1 LAP	1:00.837
22	36.876	56.349	22	37.620	56.125	22	38.025	56.410	72	1 LAP	1:01.605	72	1 LAP	59.144
27	39.589	57.668	27	41.584	57.376	27	43.365	57.786	22	37.467	56.698	22	37.493	56.680
33	39.831	57.240	33	41.801	57.351	33	43.512	57.716	27	44.487	58.378	27	45.926	58.093
13	1 LAP	1:02.243	13	1 LAP	1:02.762				33	44.716	58.460			
55	1 LAP	1:00.960												

Weather / Track : Sunny / Dry

Pembrey
 Circuit Length = 1.4560 miles
 Start: 13:23 End: 13:44

Quaife Radical Club Cup
RACE 1 - LAP CHART

Lap 21			Lap 22		
No	Behind	Laptime	No	Behind	Laptime
1		57.275	1		58.401
59	13.481	58.550	59	12.232	57.152
13	2 LAPS	1:03.863	7	19.598	58.379
55	2 LAPS	1:03.789	5	21.032	58.784
7	19.620	56.888	95	21.256	58.186
5	20.649	56.696	13	2 LAPS	1:03.738
95	21.471	56.335	15	24.597	57.849
15	25.149	56.891	91	1 LAP	1:00.494
91	1 LAP	59.232	22	35.931	57.584
72	1 LAP	59.281	72	1 LAP	1:10.094
22	36.748	56.530	27	46.795	58.550
27	46.646	57.995			

Weather / Track : Sunny / Dry

Pembrey
 Circuit Length = 1.4560 miles
 Start: 13:23 End: 13:44

Quaife Radical Club Cup
RACE 9 - GRID

ROW 8	26 Mark BOOT	24 Chris HILLABY
ROW 7	55 Graham RIDGEWAY	39 Paul MARSHAM
ROW 6	13 Simon GARMSTON	33 Craig CURRIE
ROW 5	91 David FRANKLAND	72 Danny HUBBARD
ROW 4	22 Gary BAXTER	27 Ray WOOLHEAD
ROW 3	95 Richard STABLES	15 Richard CARVER
ROW 2	7 Darren LUKE	5 Rachel DAVIES
ROW 1	1 Colin MILLAR	59 Steven LINDSAY
Pole		
		

Pembrey
 Circuit Length = 1.4560 miles

These results are provisional until the conclusion of any judicial and technical matters.

Clerk of Course :		Timekeeper :
-------------------	--	--------------

Quaife Radical Club Cup

RACE 9 - CLASSIFICATION

POS	NO	CL	NAME	ENTRY	LAPS	TIME	GAP	DIFF	MPH	BEST	ON
1	1	S	Colin MILLAR	Radical SR3	22	20:46.120			92.53	55.248	5
2	7	P	Darren LUKE	Radical PR6	22	20:57.332	11.212	11.212	91.71	55.942	4
3	95	P	Richard STABLES	Radical PR6	22	21:01.703	15.583	4.371	91.39	56.253	3
4	15	S	Richard CARVER	Radical SR3	22	21:02.131	16.011	0.428	91.36	56.000	11
5	26	P	Mark BOOT	Radical PR6	22	21:09.053	22.933	6.922	90.86	56.262	15
6	22	S	Gary BAXTER	Radical SR3	22	21:16.937	30.817	7.884	90.30	56.438	11
7	27	S	Ray WOOLHEAD	Radical SR3 RS	22	21:27.880	41.760	10.943	89.53	56.802	7
8	39	S	Paul MARSHAM	Radical SR3	22	21:35.217	49.097	7.337	89.03	57.075	12
9	91	I	David FRANKLAND	Radical PR6	21	21:27.090	1 lap	1 lap	85.52	58.879	2
10	72	S	Danny HUBBARD	Radical SR3	21	21:36.732	1 lap	9.642	84.88	58.998	21
11	55	C	Graham RIDGEWAY	Radical Clubsport	20	20:52.431	2 laps	1 lap	83.70	1:00.833	10
12	13	C	Simon GARMSTON	Radical Clubsport	20	21:10.882	2 laps	18.451	82.48	1:01.341	10

NOT CLASSIFIED

DNF	5	S	Rachel DAVIES	Radical SR3	16	15:34.393	6 laps	4 laps	89.75	56.226	8
DNF	59	I	Steven LINDSAY	Radical PR6	7	7:00.962	15 laps	9 laps	87.16	55.497	4

FASTEST LAP

1	S	Colin MILLAR	Radical SR3	5	55.248	94.87 mph	152.68 kph
59	I	Steven LINDSAY	Radical PR6	4	55.497	94.44 mph	151.99 kph
7	P	Darren LUKE	Radical PR6	4	55.942	93.69 mph	150.79 kph
55	C	Graham RIDGEWAY	Radical Clubsport	10	1:00.833	86.16 mph	138.66 kph

Weather / Track : Sunny / Dry

These results are provisional until the conclusion of any judicial and technical matters.

Pembrey

Circuit Length = 1.4560 miles

Start: 17:38 End: 18:00

Clerk of Course :	Timekeeper :
-------------------	--------------

Quaife Radical Club Cup
RACE 9 - LAP CHART

Lap 1			Lap 2			Lap 3			Lap 4			Lap 5		
No	Behind	Laptime	No	Behind	Laptime	No	Behind	Laptime	No	Behind	Laptime	No	Behind	Laptime
1		1:02.337	1		55.671	1		55.575	1		55.391	1		55.248
59	0.972	1:03.309	59	1.211	55.910	59	1.780	56.144	59	1.886	55.497	59	2.369	55.731
7	1.476	1:03.813	7	2.012	56.207	7	2.497	56.060	7	3.048	55.942	7	3.887	56.087
95	2.056	1:04.393	95	3.056	56.671	95	3.734	56.253	95	4.697	56.354	95	6.035	56.586
5	2.575	1:04.912	5	3.773	56.869	5	4.769	56.571	5	6.140	56.762	5	7.892	57.000
15	4.730	1:07.067	15	6.973	57.914	15	8.199	56.801	15	9.378	56.570	15	10.754	56.624
26	5.123	1:07.460	26	7.228	57.776	26	9.003	57.350	26	10.062	56.450	26	11.870	57.056
91	5.987	1:08.324	91	9.195	58.879	22	11.579	57.802	22	13.537	57.349	22	14.946	56.657
22	6.420	1:08.757	22	9.352	58.603	27	14.146	59.758	27	16.313	57.558	27	18.385	57.320
27	7.018	1:09.355	27	9.963	58.616	91	14.985	1:01.365	91	18.811	59.217	91	23.764	1:00.201
13	8.388	1:10.725	39	13.523	59.457	39	15.152	57.204	39	18.974	59.213	39	23.940	1:00.214
72	9.535	1:11.872	13	14.867	1:02.150	13	21.155	1:01.863	13	27.969	1:02.205	72	32.788	59.934
39	9.737	1:12.074	72	15.543	1:01.679	72	21.235	1:01.267	72	28.102	1:02.258	13	34.906	1:02.185
55	11.341	1:13.678	55	17.112	1:01.442	55	22.728	1:01.191	55	28.647	1:01.310	55	35.047	1:01.648

Weather / Track : Sunny / Dry

Pembrey
 Circuit Length = 1.4560 miles
 Start: 17:38 End: 18:00

Quaife Radical Club Cup
RACE 9 - LAP CHART

Lap 6			Lap 7			Lap 8			Lap 9			Lap 10		
No	Behind	Laptime	No	Behind	Laptime	No	Behind	Laptime	No	Behind	Laptime	No	Behind	Laptime
1		55.576	1		55.600	1		55.904	1		55.580	1		58.792
59	3.884	57.091	7	6.155	56.859	7	6.875	56.624	7	7.556	56.261	55	1 LAP	1:01.936
7	4.896	56.585	95	9.023	57.462	95	9.660	56.541	95	10.678	56.598	13	1 LAP	1:03.060
95	7.161	56.702	5	10.047	56.866	5	10.369	56.226	5	11.084	56.295	7	5.579	56.815
5	8.781	56.465	15	13.681	57.427	15	14.401	56.624	15	15.173	56.352	95	8.788	56.902
15	11.854	56.676	26	14.386	56.983	26	15.176	56.694	26	16.048	56.452	5	9.280	56.988
26	13.003	56.709	22	17.721	57.222	22	18.525	56.708	22	19.785	56.840	15	12.726	56.345
22	16.099	56.729	27	21.258	56.802	27	22.312	56.958	27	24.813	58.081	26	14.045	56.789
27	20.056	57.247	59	25.564	1:17.280 P	39	35.064	57.990	39	36.666	57.182	22	17.538	56.545
91	28.257	1:00.069	91	32.783	1:00.126	91	38.749	1:01.870	91	44.417	1:01.248	27	24.255	58.234
39	28.361	59.997	39	32.978	1:00.217	72	46.972	1:00.220	72	51.724	1:00.332	39	35.178	57.304
72	37.245	1:00.033	72	42.656	1:01.011	13	54.109	1:02.041				91	47.225	1:01.600
13	41.188	1:01.858	13	47.972	1:02.384	55	54.196	1:01.302				72	52.956	1:00.024
55	41.563	1:02.092	55	48.798	1:02.835									

Weather / Track : Sunny / Dry

Pembrey
 Circuit Length = 1.4560 miles
 Start: 17:38 End: 18:00

Quaife Radical Club Cup
RACE 9 - LAP CHART

Lap 11			Lap 12			Lap 13			Lap 14			Lap 15		
No	Behind	Laptime	No	Behind	Laptime	No	Behind	Laptime	No	Behind	Laptime	No	Behind	Laptime
1		55.965	1		56.568	1		56.740	1		56.149	1		56.572
55	1 LAP	1:00.833	7	8.245	57.896	91	1 LAP	1:02.785	91	1 LAP	1:00.162	91	1 LAP	59.680
7	6.917	57.303	95	10.438	57.562	72	1 LAP	59.687	72	1 LAP	59.438	72	1 LAP	59.555
13	1 LAP	1:01.341	5	11.265	57.746	7	8.303	56.798	7	8.895	56.741	7	9.345	57.022
95	9.444	56.621	15	13.908	57.715	95	10.437	56.739	95	11.087	56.799	95	11.729	57.214
5	10.087	56.772	13	1 LAP	1:03.511	5	12.368	57.843	5	13.184	56.965	5	13.927	57.315
15	12.761	56.000	26	15.225	57.062	15	13.965	56.797	15	14.455	56.639	15	14.461	56.578
26	14.731	56.651	55	1 LAP	1:06.697	26	15.094	56.609	26	15.486	56.541	26	15.176	56.262
22	18.011	56.438	22	18.026	56.583	22	19.072	57.786	22	19.685	56.762	22	19.682	56.569
27	25.960	57.670	27	27.076	57.684	13	1 LAP	1:02.816	55	1 LAP	1:01.626	27	32.627	59.322
39	36.591	57.378	39	37.098	57.075	55	1 LAP	1:01.947	13	1 LAP	1:03.272	55	1 LAP	1:02.524
91	52.100	1:00.840				27	27.887	57.551	27	29.877	58.139	13	1 LAP	1:02.380
72	56.440	59.449				39	37.772	57.414	39	38.787	57.164	39	39.596	57.381

Weather / Track : Sunny / Dry

Pembrey
 Circuit Length = 1.4560 miles
 Start: 17:38 End: 18:00

Quaife Radical Club Cup
RACE 9 - LAP CHART

Lap 16			Lap 17			Lap 18			Lap 19			Lap 20		
No	Behind	Laptime	No	Behind	Laptime	No	Behind	Laptime	No	Behind	Laptime	No	Behind	Laptime
1		57.054	1		56.672	1		55.934	1		56.499	1		56.378
7	9.905	57.614	7	10.132	56.899	7	11.056	56.858	13	2 LAPS	1:15.550	7	13.179	57.453
91	1 LAP	1:01.148	95	13.679	57.302	95	15.374	57.629	7	12.104	57.547	13	2 LAPS	1:02.267
95	13.049	58.374	15	17.071	59.411	15	18.481	57.344	95	15.817	56.942	95	16.454	57.015
72	1 LAP	1:01.588	91	1 LAP	1:01.577	26	18.902	57.021	15	18.207	56.225	15	18.367	56.538
15	14.332	56.925	26	17.815	59.271	91	1 LAP	1:00.327	26	18.897	56.494	26	19.174	56.655
26	15.216	57.094	22	19.653	56.595	22	22.427	58.708	91	1 LAP	1:00.171	22	28.681	58.979
22	19.730	57.102	72	1 LAP	1:16.479	72	1 LAP	1:00.201	22	26.080	1:00.152	91	1 LAP	1:02.370
5	29.671	1:12.798 P	27	35.319	57.765	27	37.992	58.607	27	40.650	59.157	27	41.570	57.298
27	34.226	58.653	55	1 LAP	1:00.880	39	46.152	59.399	72	1 LAP	1:01.101	72	1 LAP	1:00.415
55	1 LAP	1:01.237	39	42.687	59.301	55	1 LAP	1:02.651	39	47.035	57.382	39	47.743	57.086
13	1 LAP	1:01.417	13	1 LAP	1:03.626				55	1 LAP	1:01.342			
39	40.058	57.516												

Weather / Track : Sunny / Dry

Pembrey
 Circuit Length = 1.4560 miles
 Start: 17:38 End: 18:00


Quaife Radical Club Cup
RACE 9 - LAP CHART

Lap 21			Lap 22		
No	Behind	Laptime	No	Behind	Laptime
1		57.369	1		58.546
55	2 LAPS	1:02.063	55	2 LAPS	1:03.197
7	12.622	56.812	7	11.212	57.136
95	16.836	57.751	95	15.583	57.293
15	18.149	57.151	15	16.011	56.408
13	2 LAPS	1:03.397	26	22.933	56.976
26	24.503	1:02.698	13	2 LAPS	1:02.834
22	29.767	58.455	22	30.817	59.596
91	1 LAP	1:02.033	91	1 LAP	1:03.098
27	42.097	57.896	27	41.760	58.209
39	49.387	59.013	39	49.097	58.256
72	1 LAP	1:01.191	72	1 LAP	58.998

Weather / Track : Sunny / Dry

Pembrey
 Circuit Length = 1.4560 miles
 Start: 17:38 End: 18:00

Quaife Radical Club Cup
RACE 16 - GRID

ROW 8	33 Craig CURRIE	59 Steven LINDSAY
ROW 7	5 Rachel DAVIES	13 Simon GARMSTON
ROW 6	55 Graham RIDGEWAY	72 Danny HUBBARD
ROW 5	91 David FRANKLAND	39 Paul MARSHAM
ROW 4	27 Ray WOOLHEAD	22 Gary BAXTER
ROW 3	26 Mark BOOT	15 Richard CARVER
ROW 2	95 Richard STABLES	7 Darren LUKE
ROW 1	1 Colin MILLAR	
Pole		
		

Pembrey
 Circuit Length = 1.4560 miles

These results are provisional until the conclusion of any judicial and technical matters.

Clerk of Course :

Timekeeper :

Quaife Radical Club Cup
RACE 16 - CLASSIFICATION

POS	NO	CL	NAME	ENTRY	LAPS	TIME	GAP	DIFF	MPH	BEST	ON
1	7	P	Darren LUKE	Radical PR6	16	15:01.582			93.02	55.550	4
2	1	S	Colin MILLAR	Radical SR3	16	15:03.754	2.172	2.172	92.79	55.113	14
3	95	P	Richard STABLES	Radical PR6	16	15:18.311	16.729	14.557	91.32	56.296	6
4	15	S	Richard CARVER	Radical SR3	16	15:24.639	23.057	6.328	90.70	56.693	6
5	26	P	Mark BOOT	Radical PR6	16	15:26.198	24.616	1.559	90.54	56.240	7
6	5	S	Rachel DAVIES	Radical SR3	16	15:29.806	28.224	3.608	90.19	56.485	5
7	59	I	Steven LINDSAY	Radical PR6	16	15:29.981	28.399	0.175	90.17	56.052	16
8	22	S	Gary BAXTER	Radical SR3	16	15:36.969	35.387	6.988	89.50	55.756	7
9	39	S	Paul MARSHAM	Radical SR3	16	15:42.395	40.813	5.426	88.99	56.745	12
10	27	S	Ray WOOLHEAD	Radical SR3 RS	16	15:45.978	44.396	3.583	88.65	57.329	13
11	91	I	David FRANKLAND	Radical PR6	15	15:29.446	1 lap	1 lap	84.59	59.510	4
12	13	C	Simon GARMSTON	Radical Clubsport	15	15:36.644	1 lap	7.198	83.94	1:01.293	4
13	55	C	Graham RIDGEWAY	Radical Clubsport	15	15:38.635	1 lap	1.991	83.76	1:00.268	7
14	72	S	Danny HUBBARD	Radical SR3	15	15:47.636	1 lap	9.001	82.96	1:00.707	4

FASTEST LAP

1	S	Colin MILLAR	Radical SR3	14	55.113	95.10 mph	153.05 kph
7	P	Darren LUKE	Radical PR6	4	55.550	94.35 mph	151.85 kph
59	I	Steven LINDSAY	Radical PR6	16	56.052	93.51 mph	150.49 kph
55	C	Graham RIDGEWAY	Radical Clubsport	7	1:00.268	86.97 mph	139.96 kph

Weather / Track : Sunny / Dry

These results are provisional until the conclusion of any judicial and technical matters.

Pembrey

Circuit Length = 1.4560 miles

Start: 12:58 End: 13:14

Clerk of Course :

Timekeeper :

Quaife Radical Club Cup
RACE 16 - LAP CHART

Lap 1			Lap 2			Lap 3			Lap 4			Lap 5		
No	Behind	Laptime	No	Behind	Laptime	No	Behind	Laptime	No	Behind	Laptime	No	Behind	Laptime
7		1:01.551	7		56.204	7		55.853	7		55.550	7		55.874
1	0.936	1:02.487	1	0.371	55.639	1	0.903	56.385	1	1.677	56.324	1	1.535	55.732
26	1.760	1:03.311	26	2.035	56.479	26	2.493	56.311	26	3.332	56.389	26	4.210	56.752
95	2.194	1:03.745	95	2.605	56.615	95	3.102	56.350	95	3.886	56.334	95	4.756	56.744
15	3.920	1:05.471	15	4.674	56.958	15	6.097	57.276	15	7.765	57.218	15	9.333	57.442
39	4.950	1:06.501	5	10.801	59.598	5	11.901	56.953	5	12.964	56.613	5	13.575	56.485
27	5.992	1:07.543	27	11.484	1:01.696	27	14.247	58.616	27	17.410	58.713	27	19.880	58.344
59	6.632	1:08.183	91	13.208	1:00.441	91	17.095	59.740	91	21.055	59.510	59	22.173	56.860
5	7.407	1:08.958	13	13.967	1:01.647	59	18.127	56.588	59	21.187	58.610	91	25.454	1:00.273
13	8.524	1:10.075	59	17.392	1:06.964	13	19.472	1:01.358	13	25.215	1:01.293	39	26.488	57.127
91	8.971	1:10.522	55	18.808	1:03.802	39	23.444	58.789	39	25.235	57.341	13	30.921	1:01.580
55	11.210	1:12.761	39	20.508	1:11.762	55	24.564	1:01.609	55	30.068	1:01.054	22	30.969	56.553
72	11.537	1:13.088	72	24.759	1:09.426	22	29.548	58.679	22	30.290	56.292	55	34.985	1:00.791
22	25.607	1:27.158	22	26.722	57.319	72	31.303	1:02.397	72	36.460	1:00.707	72	42.279	1:01.693

Weather / Track : Sunny / Dry

Pembrey
 Circuit Length = 1.4560 miles
 Start: 12:58 End: 13:14

Quaife Radical Club Cup
RACE 16 - LAP CHART

Lap 6			Lap 7			Lap 8			Lap 9			Lap 10		
No	Behind	Laptime	No	Behind	Laptime	No	Behind	Laptime	No	Behind	Laptime	No	Behind	Laptime
7		55.663	7		55.725	7		55.574	7		56.323	7		55.739
1	1.578	55.706	1	1.066	55.213	1	1.296	55.804	55	1 LAP	1:07.152	1	2.863	56.733
26	4.996	56.449	26	5.511	56.240	95	7.769	57.185	1	1.869	56.896	55	1 LAP	1:01.951
95	5.389	56.296	95	6.158	56.494	26	8.195	58.258	72	1 LAP	1:04.501	95	9.783	57.174
15	10.363	56.693	15	12.057	57.419	15	13.549	57.066	95	8.348	56.902	26	10.548	57.290
5	15.006	57.094	5	16.239	56.958	5	17.520	56.855	26	8.997	57.125	72	1 LAP	1:02.161
27	22.532	58.315	59	25.190	57.703	59	25.782	56.166	15	13.951	56.725	15	15.001	56.789
59	23.212	56.702	27	25.893	59.086	27	28.986	58.667	5	18.095	56.898	5	19.187	56.831
39	29.296	58.471	39	30.421	56.850	39	31.813	56.966	59	25.630	56.171	59	26.081	56.190
91	31.412	1:01.621	22	31.606	55.756	22	31.993	55.961	27	30.963	58.300	27	33.805	58.581
22	31.575	56.269	91	37.119	1:01.432	91	42.397	1:00.852	22	31.787	56.117	22	33.941	57.893
13	36.734	1:01.476	13	42.346	1:01.337	13	48.226	1:01.454	39	33.490	58.000	39	35.237	57.486
55	40.385	1:01.063	55	44.928	1:00.268				91	47.221	1:01.147	91	52.657	1:01.175
72	48.157	1:01.541	72	54.788	1:02.356				13	53.408	1:01.505			

Weather / Track : Sunny / Dry

Pembrey
 Circuit Length = 1.4560 miles
 Start: 12:58 End: 13:14

Quaife Radical Club Cup
RACE 16 - LAP CHART

Lap 11			Lap 12			Lap 13			Lap 14			Lap 15		
No	Behind	Laptime	No	Behind	Laptime	No	Behind	Laptime	No	Behind	Laptime	No	Behind	Laptime
7		56.731	7		56.249	7		56.099	7		56.177	7		56.022
13	1 LAP	1:01.496	91	1 LAP	1:02.722	1	3.583	56.388	1	2.519	55.113	1	2.727	56.230
1	2.623	56.491	1	3.294	56.920	91	1 LAP	1:03.018	91	1 LAP	1:01.308	95	15.774	57.136
55	1 LAP	1:00.785	13	1 LAP	1:02.722	95	13.974	57.402	95	14.660	56.863	91	1 LAP	1:02.106
95	10.542	57.490	95	12.671	58.378	13	1 LAP	1:02.060	26	18.363	57.353	15	20.984	57.237
26	10.652	56.835	55	1 LAP	1:01.067	26	17.187	57.137	15	19.769	57.702	26	23.735	1:01.394
15	15.459	57.189	26	16.149	1:01.746	15	18.244	57.623	13	1 LAP	1:03.167	5	26.304	58.685
72	1 LAP	1:01.898	15	16.720	57.510	55	1 LAP	1:02.390	5	23.641	58.154	59	28.595	57.345
5	19.285	56.829	5	20.195	57.159	5	21.664	57.568	59	27.272	56.884	13	1 LAP	1:02.897
59	26.000	56.650	72	1 LAP	1:01.187	59	26.565	56.754	55	1 LAP	1:02.009	55	1 LAP	1:01.105
22	35.065	57.855	59	25.910	56.159	72	1 LAP	1:01.150	72	1 LAP	1:00.936	22	35.131	56.802
39	35.820	57.314	22	34.785	55.969	22	34.704	56.018	22	34.351	55.824	72	1 LAP	1:01.538
27	36.768	59.694	39	36.316	56.745	39	37.103	56.886	39	38.002	57.076	39	39.343	57.363
			27	37.852	57.333	27	39.082	57.329	27	40.273	57.368	27	42.124	57.873

Weather / Track : Sunny / Dry

Pembrey
 Circuit Length = 1.4560 miles
 Start: 12:58 End: 13:14


**Quaife Radical Club Cup
RACE 16 - LAP CHART**

Lap 16		
No	Behind	Laptime
7		56.248
1	2.172	55.693
95	16.729	57.203
15	23.057	58.321
26	24.616	57.129
91	1 LAP	1:03.579
5	28.224	58.168
59	28.399	56.052
13	1 LAP	1:02.577
22	35.387	56.504
55	1 LAP	1:00.828
39	40.813	57.718
27	44.396	58.520
72	1 LAP	1:03.057

Weather / Track : Sunny / Dry

Pembrey
Circuit Length = 1.4560 miles
Start: 12:58 End: 13:14

Quaife Radical Club Cup
RACE 20 - GRID

ROW 8	33 Craig CURRIE	72 Danny HUBBARD
ROW 7	55 Graham RIDGEWAY	13 Simon GARMSTON
ROW 6	91 David FRANKLAND	27 Ray WOOLHEAD
ROW 5	39 Paul MARSHAM	22 Gary BAXTER
ROW 4	59 Steven LINDSAY	5 Rachel DAVIES
ROW 3	26 Mark BOOT	15 Richard CARVER
ROW 2	95 Richard STABLES	1 Colin MILLAR
ROW 1	7 Darren LUKE	
Pole		
		

Pembrey
 Circuit Length = 1.4560 miles

These results are provisional until the conclusion of any judicial and technical matters.

Clerk of Course :		Timekeeper :
-------------------	--	--------------

Quaife Radical Club Cup

RACE 20 - CLASSIFICATION

POS	NO	CL	NAME	ENTRY	LAPS	TIME	GAP	DIFF	MPH	BEST	ON
1	1	S	Colin MILLAR	Radical SR3	22	20:39.856			93.00	55.484	3
2	7	P	Darren LUKE	Radical PR6	22	20:50.829	10.973	10.973	92.19	56.012	11
3	26	P	Mark BOOT	Radical PR6	22	20:52.178	12.322	1.349	92.09	56.185	10
4	59	I	Steven LINDSAY	Radical PR6	22	20:52.628	12.772	0.450	92.05	55.865	5
5	95	P	Richard STABLES	Radical PR6	22	20:57.847	17.991	5.219	91.67	56.286	14
6	22	S	Gary BAXTER	Radical SR3	22	21:03.968	24.112	6.121	91.23	55.936	11
7	5	S	Rachel DAVIES	Radical SR3	22	21:10.732	30.876	6.764	90.74	56.317	5
8	15	S	Richard CARVER	Radical SR3	22	21:33.560	53.704	22.828	89.14	56.713	6
9	39	S	Paul MARSHAM	Radical SR3	21	20:45.385	1 lap	1 lap	88.38	56.996	12
10	27	S	Ray WOOLHEAD	Radical SR3 RS	21	20:48.097	1 lap	2.712	88.19	57.256	12
11	91	I	David FRANKLAND	Radical PR6	21	21:32.142	1 lap	44.045	85.18	58.852	2
12	55	C	Graham RIDGEWAY	Radical Clubsport	20	20:41.646	2 laps	1 lap	84.42	1:00.540	4
13	13	C	Simon GARMSTON	Radical Clubsport	19	20:40.164	3 laps	1 lap	80.30	1:00.871	8

FASTEST LAP

1	S	Colin MILLAR	Radical SR3	3	55.484	94.47 mph	152.03 kph
59	I	Steven LINDSAY	Radical PR6	5	55.865	93.82 mph	150.99 kph
7	P	Darren LUKE	Radical PR6	11	56.012	93.57 mph	150.60 kph
55	C	Graham RIDGEWAY	Radical Clubsport	4	1:00.540	86.58 mph	139.33 kph

Weather / Track : Sunny / Dry

These results are provisional until the conclusion of any judicial and technical matters.

Pembrey

Circuit Length = 1.4560 miles

Start: 16:08 End: 16:30

Clerk of Course :

Timekeeper :

**Quaife Radical Club Cup
RACE 20 - LAP CHART**

Lap 1			Lap 2			Lap 3			Lap 4			Lap 5		
No	Behind	Laptime	No	Behind	Laptime	No	Behind	Laptime	No	Behind	Laptime	No	Behind	Laptime
7		1:01.456	1		56.038	1		55.484	1		55.815	1		55.701
1	0.420	1:01.876	7	0.524	56.982	7	1.536	56.496	7	1.762	56.041	7	2.323	56.262
26	1.084	1:02.540	26	1.304	56.678	26	2.396	56.576	26	3.126	56.545	26	4.180	56.755
95	1.653	1:03.109	95	1.979	56.784	95	2.992	56.497	95	3.963	56.786	95	4.998	56.736
59	3.880	1:05.336	59	3.743	56.321	59	4.803	56.544	59	6.135	57.147	59	6.299	55.865
5	4.852	1:06.308	5	5.714	57.320	5	6.764	56.534	5	8.240	57.291	5	8.856	56.317
15	4.997	1:06.453	15	6.514	57.975	15	7.749	56.719	15	9.330	57.396	15	10.780	57.151
22	5.600	1:07.056	22	7.155	58.013	22	8.633	56.962	22	11.275	58.457	22	11.701	56.127
91	7.866	1:09.322	91	10.260	58.852	91	13.860	59.084	13	1 LAP	1:41.730	27	19.537	57.741
27	9.444	1:10.900	27	11.234	58.248	27	14.113	58.363	27	17.497	59.199	39	20.690	57.901
39	10.249	1:11.705	39	12.052	58.261	39	14.423	57.855	39	18.490	59.882	13	1 LAP	1:04.286
55	12.100	1:13.556	55	17.562	1:01.920	55	22.998	1:00.920	91	18.902	1:00.857	91	23.274	1:00.073
13	19.752	1:21.208	13	23.884	1:00.590 P				55	27.723	1:00.540	55	32.637	1:00.615

Weather / Track : Sunny / Dry

Pembrey
Circuit Length = 1.4560 miles
Start: 16:08 End: 16:30

Quaife Radical Club Cup
RACE 20 - LAP CHART

Lap 6			Lap 7			Lap 8			Lap 9			Lap 10		
No	Behind	Laptime	No	Behind	Laptime	No	Behind	Laptime	No	Behind	Laptime	No	Behind	Laptime
1		55.529	1		55.643	1		55.863	1		55.914	1		56.107
7	3.420	56.626	7	4.305	56.528	7	4.919	56.477	7	5.084	56.079	7	5.237	56.260
26	5.036	56.385	26	5.804	56.411	26	6.598	56.657	26	7.563	56.879	26	7.641	56.185
95	6.067	56.598	95	7.596	57.172	59	9.215	57.073	59	9.669	56.368	59	10.023	56.461
59	6.950	56.180	59	8.005	56.698	95	9.644	57.911	95	10.520	56.790	95	10.994	56.581
5	9.751	56.424	5	10.430	56.322	5	10.950	56.383	5	12.024	56.988	5	12.364	56.447
15	11.964	56.713	15	13.836	57.515	22	14.373	56.307	22	14.800	56.341	22	14.826	56.133
22	12.240	56.068	22	13.929	57.332	15	16.565	58.592	15	17.831	57.180	15	18.549	56.825
39	23.833	58.672	39	26.128	57.938	39	27.403	57.138	39	28.626	57.137	39	30.394	57.875
91	27.516	59.771	91	32.397	1:00.524	91	37.835	1:01.301	91	42.322	1:00.401	27	45.965	59.523
13	1 LAP	1:02.621	13	1 LAP	1:01.538	27	38.744	58.425	27	42.549	59.719	91	46.897	1:00.682
27	32.336	1:08.328	27	36.182	59.489	13	1 LAP	1:01.954	13	1 LAP	1:00.871	13	1 LAP	1:01.369
55	37.993	1:00.885	55	43.294	1:00.944	55	48.420	1:00.989	55	54.128	1:01.622			

Weather / Track : Sunny / Dry

Pembrey
 Circuit Length = 1.4560 miles
 Start: 16:08 End: 16:30

Quaife Radical Club Cup
RACE 20 - LAP CHART

Lap 11			Lap 12			Lap 13			Lap 14			Lap 15		
No	Behind	Laptime	No	Behind	Laptime	No	Behind	Laptime	No	Behind	Laptime	No	Behind	Laptime
1		56.656	1		56.228	1		55.689	1		56.117	1		55.741
55	1 LAP	1:01.746	13	2 LAPS	1:01.363	91	1 LAP	1:03.860	7	8.136	57.528	7	10.032	57.637
7	4.593	56.012	7	5.710	57.345	13	2 LAPS	1:01.442	91	1 LAP	1:02.904	26	12.194	57.029
26	7.996	57.011	55	1 LAP	1:01.335	7	6.725	56.704	26	10.906	57.368	59	12.592	56.912
59	9.614	56.247	26	8.263	56.495	26	9.655	57.081	59	11.421	56.127	95	13.979	56.670
95	11.043	56.705	59	9.659	56.273	59	11.411	57.441	95	13.050	56.286	91	1 LAP	1:04.244
5	13.015	57.307	95	11.480	56.665	95	12.881	57.090	13	2 LAPS	1:04.448	5	19.477	58.395
22	14.106	55.936	5	13.696	56.909	5	15.944	57.937	5	16.823	56.996	22	19.741	58.331
15	19.095	57.202	22	14.139	56.261	22	16.297	57.847	22	17.151	56.971	13	2 LAPS	1:03.433
39	31.044	57.306	15	20.653	57.786	55	1 LAP	1:04.384	55	1 LAP	1:00.783	55	1 LAP	1:01.133
27	46.613	57.304	39	31.812	56.996	15	22.383	57.419	15	23.922	57.656	15	27.283	59.102
91	50.881	1:00.640	27	47.641	57.256	39	33.225	57.102	39	34.289	57.181	39	37.098	58.550
						27	49.973	58.021	27	51.405	57.549	27	53.714	58.050

Weather / Track : Sunny / Dry

Pembrey
 Circuit Length = 1.4560 miles
 Start: 16:08 End: 16:30

Quaife Radical Club Cup
RACE 20 - LAP CHART

Lap 16			Lap 17			Lap 18			Lap 19			Lap 20		
No	Behind	Laptime	No	Behind	Laptime	No	Behind	Laptime	No	Behind	Laptime	No	Behind	Laptime
1		55.818	1		55.753	1		55.958	1		55.932	1		56.296
7	10.968	56.754	27	1 LAP	59.104	27	1 LAP	58.213	27	1 LAP	58.078	27	1 LAP	57.960
26	12.640	56.264	7	11.731	56.516	7	12.455	56.682	7	13.096	56.573	7	13.437	56.637
59	13.056	56.282	26	13.438	56.551	26	13.878	56.398	26	14.498	56.552	26	14.734	56.532
95	14.958	56.797	59	13.852	56.549	59	14.884	56.990	59	15.399	56.447	59	15.370	56.267
22	22.492	58.569	95	15.761	56.556	95	16.791	56.988	95	18.030	57.171	95	19.205	57.471
5	23.470	59.811	22	23.901	57.162	22	24.628	56.685	22	25.387	56.691	22	26.077	56.986
91	1 LAP	1:02.807	5	25.664	57.947	5	27.582	57.876	5	29.576	57.926	5	30.588	57.308
13	2 LAPS	1:01.897	91	1 LAP	1:01.538	91	1 LAP	1:00.986	15	40.106	58.965	91	1 LAP	1:01.519
15	31.252	59.787	15	34.665	59.166	15	37.073	58.366	91	1 LAP	1:02.237	15	50.685	1:06.875
55	1 LAP	1:01.850	13	2 LAPS	1:02.853	13	2 LAPS	1:01.732	13	2 LAPS	1:01.411	13	2 LAPS	1:02.155
39	39.553	58.273	55	1 LAP	1:01.729	39	43.910	58.969	39	48.346	1:00.368	39	54.446	1:02.396
			39	40.899	57.099	55	1 LAP	1:01.625	55	1 LAP	1:01.535	55	1 LAP	1:01.137

Weather / Track : Sunny / Dry

Pembrey
 Circuit Length = 1.4560 miles
 Start: 16:08 End: 16:30

**Quaife Radical Club Cup
RACE 20 - LAP CHART**

Lap 21			Lap 22		
No	Behind	Laptime	No	Behind	Laptime
1		56.501	1		59.197
27	1 LAP	58.110	13	3 LAPS	1:03.263
7	13.625	56.689	55	2 LAPS	1:02.398
26	14.576	56.343	39	1 LAP	1:06.781
59	15.231	56.362	27	1 LAP	58.517
95	19.823	57.119	7	10.973	56.545
22	26.222	56.646	26	12.322	56.943
5	31.557	57.470	59	12.772	56.738
91	1 LAP	59.951	95	17.991	57.365
15	52.964	58.780	22	24.112	57.087
			5	30.876	58.516
			91	1 LAP	1:00.589
			15	53.704	59.937

Weather / Track : Sunny / Dry

Pembrey
Circuit Length = 1.4560 miles
Start: 16:08 End: 16:30

Welsh Sports & Saloon Car Championship

QUALIFYING - RACE 3 - CLASSIFICATION

POS	NO	CL	NAME	ENTRY	TIME	ON	LAPS	GAP	DIFF	MPH
1	23	D	Alvin POWELL	Ford Mondeo	1:01.626	5	6			85.05
2	51	C	Dom EVANS	Caterham CSR	1:02.334	13	13	0.708	0.708	84.08
3	8	D	David KRAYEM	Ginetta G50	1:02.573	8	11	0.947	0.239	83.76
4	66	I	Rhys LLOYD	Seat Leon Cupra R	1:02.911	8	11	1.285	0.338	83.31
5	1	B	Russell HAGGERTY	Raw Striker	1:04.669	12	12	3.043	1.758	81.05
6	58	B	Neil WATTS	Westfield SEiW	1:04.777	12	13	3.151	0.108	80.91
7	32	I	Martin DAVIES	Ford Sierra	1:05.672	1	1	4.046	0.895	79.81
8	17	B	Nicholas JONES	Renault Clio	1:06.146	7	9	4.520	0.474	79.24
9	44	B	Jason DAVIES	Ford Escort RS2000	1:06.315	8	13	4.689	0.169	79.04
10	10	B	Mike WOODS	Honda Civic	1:09.541	8	10	7.915	3.226	75.37
11	38	I	Ben SCRIVENS	Ginetta G20	1:11.018	9	9	9.392	1.477	73.80
12	15	B	Philip BENDALL	Ford Fiesta	1:12.587	7	11	10.961	1.569	72.21
13	5	A	Kareem ELSORAFY	Rover 216 GTI	1:13.692	10	10	12.066	1.105	71.12
14	88	A	Chris MORRIS	Peugeot 205	1:14.528	10	10	12.902	0.836	70.33
15	6	I	Roger DOWDEN	Davrian MK6	1:14.772	4	10	13.146	0.244	70.10
16	3	A	Chris EVANS	Vauxhall Nova	1:15.420	8	11	13.794	0.648	69.49
17	33	D	Kenneth RATTENBURY	Ford Mondeo	1:15.583	2	2	13.957	0.163	69.34
18	86	I	John O'SHEA	Ford Mondeo	1:19.935	1	1	18.309	4.352	65.57
19	26	A	Glynne JONES	Alfa Romeo 33	1:21.290	1	4	19.664	1.355	64.48

Cars 32, 44 + 66 - Transponders not working - fix before race

Pembrey

Weather / Track : Sunny / Dry

Circuit Length = 1.4560 miles

These results are provisional until the conclusion of any judicial and technical matters.

Start: 10:05 End: 10:22

Clerk of Course :		Timekeeper :
-------------------	--	--------------

Welsh Sports & Saloon Car Championship

QUALIFYING - RACE 3 - LAP ANALYSIS

1	Russell HAGGERTY		B Raw Striker				
1 -	1:09.979	+ 5.310	10:08:27.523	7 -	1:09.577	+ 4.908	10:15:32.378
2 -	1:09.808	+ 5.139	10:09:37.331	8 -	1:06.898	+ 2.229	10:16:39.276
3 -	1:10.332	+ 5.663	10:10:47.663	9 -	1:05.647	+ 0.978	10:17:44.923
4 -	1:16.996	+ 12.327	10:12:04.659	10 -	1:06.199	+ 1.530	10:18:51.122
5 -	1:11.873	+ 7.204	10:13:16.532	11 -	1:04.740	+ 0.071	10:19:55.862
6 -	1:06.269	+ 1.600	10:14:22.801	12 -	1:04.669		10:21:00.531
3	Chris EVANS		A Vauxhall Nova				
1 -	1:25.079	+ 9.659	10:08:58.199	7 -	1:16.001	+ 0.581	10:16:42.771
2 -	1:20.712	+ 5.292	10:10:18.911	8 -	1:15.420		10:17:58.191
3 -	1:17.009	+ 1.589	10:11:35.920	9 -	1:16.298	+ 0.878	10:19:14.489
4 -	1:16.797	+ 1.377	10:12:52.717	10 -	1:15.530	+ 0.110	10:20:30.019
5 -	1:18.205	+ 2.785	10:14:10.922	11 -	1:15.737	+ 0.317	10:21:45.756
6 -	1:15.848	+ 0.428	10:15:26.770				
5	Kareem ELSORAFY		A Rover 216 GTI				
1 -	1:18.148	+ 4.456	10:09:18.432	6 -	1:38.250	+ 24.558	10:15:59.725
2 -	1:18.068	+ 4.376	10:10:36.500	7 -	1:15.773	+ 2.081	10:17:15.498
3 -	1:15.993	+ 2.301	10:11:52.493	8 -	1:27.318	+ 13.626	10:18:42.816
4 -	1:14.113	+ 0.421	10:13:06.606	9 -	1:17.040	+ 3.348	10:19:59.856
5 -	1:14.869	+ 1.177	10:14:21.475	10 -	1:13.692		10:21:13.548
6	Roger DOWDEN		I Davrian MK6				
1 -	1:15.232	+ 0.460	10:08:29.967	6 -	1:15.847	+ 1.075	10:14:46.696
2 -	1:15.198	+ 0.426	10:09:45.165	7 -	1:18.875	+ 4.103	10:16:05.571
3 -	1:15.804	+ 1.032	10:11:00.969	8 -	1:14.934	+ 0.162	10:17:20.505
4 -	1:14.772		10:12:15.741	9 -	1:42.779	+ 28.007	10:19:03.284
5 -	1:15.108	+ 0.336	10:13:30.849	10 -	1:14.498 P	+ -0.274	10:20:17.782
8	David KRAYEM		D Ginetta G50				
1 -	1:07.470	+ 4.897	10:08:23.346	7 -	1:03.455	+ 0.882	10:17:03.046
2 -	1:26.738	+ 24.165	10:09:50.084	8 -	1:02.573		10:18:05.619
3 -	1:04.653	+ 2.080	10:10:54.737	9 -	1:04.881	+ 2.308	10:19:10.500
4 -	1:06.863 P	+ 4.290	10:12:01.600	10 -	1:04.146	+ 1.573	10:20:14.646
5 -	2:51.123	+ 1:48.550	10:14:52.723	11 -	1:07.583	+ 5.010	10:21:22.229
6 -	1:06.868	+ 4.295	10:15:59.591				
10	Mike WOODS		B Honda Civic				
1 -	1:12.070	+ 2.529	10:08:27.322	6 -	1:11.155	+ 1.614	10:15:45.963
2 -	1:13.521	+ 3.980	10:09:40.843	7 -	1:09.994	+ 0.453	10:16:55.957
3 -	1:40.032 P	+ 30.491	10:11:20.875	8 -	1:09.541		10:18:05.498
4 -	2:02.321	+ 52.780	10:13:23.196	9 -	1:26.994	+ 17.453	10:19:32.492
5 -	1:11.612	+ 2.071	10:14:34.808	10 -	1:13.613	+ 4.072	10:20:46.105
15	Philip BENDALL		B Ford Fiesta				
1 -	1:16.353	+ 3.766	10:08:49.436	7 -	1:12.587		10:16:31.986
2 -	1:28.346	+ 15.759	10:10:17.782	8 -	1:14.212	+ 1.625	10:17:46.198
3 -	1:21.304	+ 8.717	10:11:39.086	9 -	1:14.360	+ 1.773	10:19:00.558
4 -	1:14.484	+ 1.897	10:12:53.570	10 -	1:13.755	+ 1.168	10:20:14.313
5 -	1:13.115	+ 0.528	10:14:06.685	11 -	1:12.786	+ 0.199	10:21:27.099
6 -	1:12.714	+ 0.127	10:15:19.399				
17	Nicholas JONES		B Renault Clio				
1 -	1:09.918	+ 3.772	10:08:12.126	6 -	1:08.066	+ 1.920	10:17:14.451
2 -	1:09.802	+ 3.656	10:09:21.928	7 -	1:06.146		10:18:20.597
3 -	1:09.748	+ 3.602	10:10:31.676	8 -	1:06.763	+ 0.617	10:19:27.360
4 -	1:03.449 P	+ -2.697	10:11:35.125	9 -	1:02.321 P	+ -3.825	10:20:29.681
5 -	4:31.260	+ 3:25.114	10:16:06.385				

Weather / Track : Sunny / Dry

Pembrey
Circuit Length = 1.4560 miles
Start: 10:05 End: 10:22

Welsh Sports & Saloon Car Championship

QUALIFYING - RACE 3 - LAP ANALYSIS

23	Alvin POWELL		D Ford Mondeo				
1 -	1:08.890	+ 7.264	10:08:10.080	4 -	1:02.990	+ 1.364	10:11:20.165
2 -	1:04.185	+ 2.559	10:09:14.265	5 -	1:01.626		10:12:21.791
3 -	1:02.910	+ 1.284	10:10:17.175	6 -	1:11.190 P	+ 9.564	10:13:32.981
26	Glynne JONES		A Alfa Romeo 33				
1 -	1:21.290		10:09:21.667	3 -	1:21.569	+ 0.279	10:12:04.944
2 -	1:21.708	+ 0.418	10:10:43.375	4 -	1:39.487 P	+ 18.197	10:13:44.431
32	Martin DAVIES		I Ford Sierra				
1 -	1:05.672		10:08:13.856				
33	Kenneth RATTENBURY		D Ford Mondeo				
1 -	1:23.375	+ 7.792	10:19:44.095	2 -	1:15.583		10:20:59.678
38	Ben SCRIVENS		I Ginetta G20				
1 -	1:12.684	+ 1.666	10:08:46.312	6 -	2:09.291	+ 58.273	10:17:27.970
2 -	1:20.878	+ 9.860	10:10:07.190	7 -	1:15.243	+ 4.225	10:18:43.213
3 -	1:20.314	+ 9.296	10:11:27.504	8 -	1:12.309	+ 1.291	10:19:55.522
4 -	1:31.206 P	+ 20.188	10:12:58.710	9 -	1:11.018		10:21:06.540
5 -	2:19.969 P	+ 1:08.951	10:15:18.679				
44	Jason DAVIES		B Ford Escort RS2000				
1 -	1:08.545	+ 2.230	10:08:16.207	8 -	1:06.315		10:16:09.424
2 -	1:08.419	+ 2.104	10:09:24.626	9 -	1:06.574	+ 0.259	10:17:15.998
3 -	1:09.735	+ 3.420	10:10:34.361	10 -	1:06.964	+ 0.649	10:18:22.962
4 -	1:08.537	+ 2.222	10:11:42.898	11 -	1:07.094	+ 0.779	10:19:30.056
5 -	1:07.223	+ 0.908	10:12:50.121	12 -	1:06.322	+ 0.007	10:20:36.378
6 -	1:06.617	+ 0.302	10:13:56.738	13 -	1:31.052 P	+ 24.737	10:22:07.430
7 -	1:06.371	+ 0.056	10:15:03.109				
51	Dom EVANS		C Caterham CSR				
1 -	1:03.648	+ 1.314	10:08:16.436	8 -	1:05.046	+ 2.712	10:15:54.632
2 -	1:05.673	+ 3.339	10:09:22.109	9 -	1:06.677	+ 4.343	10:17:01.309
3 -	1:09.933	+ 7.599	10:10:32.042	10 -	1:02.975	+ 0.641	10:18:04.284
4 -	1:04.694	+ 2.360	10:11:36.736	11 -	1:05.950	+ 3.616	10:19:10.234
5 -	1:04.484	+ 2.150	10:12:41.220	12 -	1:04.029	+ 1.695	10:20:14.263
6 -	1:04.892	+ 2.558	10:13:46.112	13 -	1:02.334		10:21:16.597
7 -	1:03.474	+ 1.140	10:14:49.586				
58	Neil WATTS		B Westfield SEiW				
1 -	1:08.351	+ 3.574	10:08:17.038	8 -	1:06.137	+ 1.360	10:16:10.116
2 -	1:11.125	+ 6.348	10:09:28.163	9 -	1:06.173	+ 1.396	10:17:16.289
3 -	1:09.966	+ 5.189	10:10:38.129	10 -	1:05.252	+ 0.475	10:18:21.541
4 -	1:06.143	+ 1.366	10:11:44.272	11 -	1:05.376	+ 0.599	10:19:26.917
5 -	1:08.212	+ 3.435	10:12:52.484	12 -	1:04.777		10:20:31.694
6 -	1:06.129	+ 1.352	10:13:58.613	13 -	1:07.940	+ 3.163	10:21:39.634
7 -	1:05.366	+ 0.589	10:15:03.979				
66	Rhys LLOYD		I Seat Leon Cupra R				
1 -	1:05.024	+ 2.113	10:08:15.307	7 -	1:02.926	+ 0.015	10:14:43.852
2 -	1:06.027	+ 3.116	10:09:21.334	8 -	1:02.911		10:15:46.763
3 -	1:04.365	+ 1.454	10:10:25.699	9 -	1:38.041 P	+ 35.130	10:17:24.804
4 -	1:07.671	+ 4.760	10:11:33.370	10 -	3:04.927	+ 2:02.016	10:20:29.731
5 -	1:03.635	+ 0.724	10:12:37.005	11 -	1:03.375	+ 0.464	10:21:33.106
6 -	1:03.921	+ 1.010	10:13:40.926				
86	John O'SHEA		I Ford Mondeo				
1 -	1:19.935		10:09:19.552				

Weather / Track : Sunny / Dry

Pembrey
Circuit Length = 1.4560 miles
Start: 10:05 End: 10:22

Welsh Sports & Saloon Car Championship
QUALIFYING - RACE 3 - LAP ANALYSIS


88	Chris MORRIS	A Peugeot 205					
1 -	1:25.054	+ 10.526	10:08:57.544	6 -	1:15.138	+ 0.610	10:15:25.335
2 -	1:22.858	+ 8.330	10:10:20.402	7 -	1:14.754	+ 0.226	10:16:40.089
3 -	1:16.960	+ 2.432	10:11:37.362	8 -	1:20.805	+ 6.277	10:18:00.894
4 -	1:15.767	+ 1.239	10:12:53.129	9 -	1:31.412	+ 16.884	10:19:32.306
5 -	1:17.068	+ 2.540	10:14:10.197	10 -	1:14.528		10:20:46.834

Weather / Track : Sunny / Dry

Pembrey
 Circuit Length = 1.4560 miles
 Start: 10:05 End: 10:22

Welsh Sports & Saloon Car Championship

RACE 3 - GRID

ROW 10	1:21.290 26 Glynne JONES	
ROW 9	1:15.583 33 Kenneth RATTENBURY	1:19.935 86 John O'SHEA
ROW 8	1:14.772 6 Roger DOWDEN	1:15.420 3 Chris EVANS
ROW 7	1:13.692 5 Kareem ELSORAFY	1:14.528 88 Chris MORRIS
ROW 6	1:11.018 38 Ben SCRIVENS	1:12.587 15 Philip BENDALL
ROW 5	1:06.315 44 Jason DAVIES Transponder not working	1:09.541 10 Mike WOODS
ROW 4	1:05.672 32 Martin DAVIES Transponder not working	1:06.146 17 Nicholas JONES
ROW 3	1:04.669 1 Russell HAGGERTY	1:04.777 58 Neil WATTS
ROW 2	1:02.573 8 David KRAYEM	1:02.911 66 Rhys LLOYD Transponder not working
ROW 1	1:01.626 23 Alvin POWELL	1:02.334 51 Dom EVANS
Pole		
		

Pembrey
Circuit Length = 1.4560 miles

These results are provisional until the conclusion of any judicial and technical matters.

Clerk of Course :

Timekeeper :

Welsh Sports & Saloon Car Championship

RACE 3 - CLASSIFICATION

POS	NO	CL	NAME	ENTRY	LAPS	TIME	GAP	DIFF	MPH	BEST	ON
1	23	D	Alvin POWELL	Ford Mondeo	16	16:54.323			82.68	1:01.745	2
2	51	C	Dom EVANS	Caterham CSR	16	16:55.346	1.023	1.023	82.59	1:01.494	15
3	66	I	Rhys LLOYD	Seat Leon Cupra R	16	17:18.225	23.902	22.879	80.77	1:03.099	5
4	1	B	Russell HAGGERTY	Raw Striker	16	17:45.123	50.800	26.898	78.73	1:04.717	6
5	58	B	Neil WATTS	Westfield SEiW	16	17:46.266	51.943	1.143	78.65	1:05.087	6
6	8	D	David KRAYEM	Ginetta G50	16	17:49.054	54.731	2.788	78.44	1:02.514	11
7	44	B	Jason DAVIES	Ford Escort RS2000	15	16:54.968	1 lap	1 lap	77.46	1:05.877	4
8	17	B	Nicholas JONES	Renault Clio	15	16:55.391	1 lap	0.423	77.43	1:06.557	3
9	10	B	Mike WOODS	Honda Civic	15	17:42.516	1 lap	47.125	73.99	1:09.500	10
10	38	I	Ben SCRIVENS	Ginetta G20	15	17:51.809	1 lap	9.293	73.35	1:08.852	13
11	15	B	Philip BENDALL	Ford Fiesta	14	17:29.705	2 laps	1 lap	69.90	1:12.289	6
12	6	I	Roger DOWDEN	Davrian MK6	14	17:38.851	2 laps	9.146	69.30	1:13.315	10
13	88	A	Chris MORRIS	Peugeot 205	14	17:53.478	2 laps	14.627	68.35	1:14.459	5
14	3	A	Chris EVANS	Vauxhall Nova	14	17:55.680	2 laps	2.202	68.21	1:15.191	8
15	5	A	Kareem ELSORAFY	Rover 216 GTI	14	17:57.202	2 laps	1.522	68.12	1:14.273	12
16	22	D	Andrew WILLIAMS	Nissan Primera	14	18:14.054	2 laps	16.852	67.07	1:13.991	12

NOT CLASSIFIED

DNF	33	D	Kenneth RATTENBURY	Ford Mondeo	1	1:31.310	15 laps	13 laps	57.40		
-----	----	---	--------------------	-------------	---	----------	---------	---------	-------	--	--

FASTEST LAP

51	C	Dom EVANS	Caterham CSR	15	1:01.494	85.23 mph	137.17 kph
23	D	Alvin POWELL	Ford Mondeo	2	1:01.745	84.89 mph	136.61 kph
66	I	Rhys LLOYD	Seat Leon Cupra R	5	1:03.099	83.06 mph	133.68 kph
1	B	Russell HAGGERTY	Raw Striker	6	1:04.717	80.99 mph	130.34 kph
5	A	Kareem ELSORAFY	Rover 216 GTI	12	1:14.273	70.57 mph	113.57 kph

Weather / Track : Sunny / Dry

These results are provisional until the conclusion of any judicial and technical matters.

Pembrey

Circuit Length = 1.4560 miles

Start: 14:29 End: 14:48

Clerk of Course :

Timekeeper :

Welsh Sports & Saloon Car Championship

RACE 3 - LAP CHART

Lap 1			Lap 2			Lap 3			Lap 4			Lap 5		
No	Behind	Laptime	No	Behind	Laptime	No	Behind	Laptime	No	Behind	Laptime	No	Behind	Laptime
23		1:07.609	23		1:01.745	23		1:02.281	23		1:04.656	23		1:03.886
1	0.072	1:07.681	1	3.677	1:05.350	66	9.118	1:07.120	51	6.893	1:02.227	51	6.980	1:03.973
51	0.766	1:08.375	66	4.279	1:04.987	51	9.322	1:04.312	66	8.455	1:03.993	66	7.668	1:03.099
66	1.037	1:08.646	51	7.291	1:08.270	1	11.021	1:09.625	1	11.699	1:05.334	1	13.491	1:05.678
8	1.397	1:09.006	58	7.791	1:06.086	58	11.358	1:05.848	58	12.267	1:05.565	58	13.757	1:05.376
58	3.450	1:11.059	44	9.247	1:06.615	44	12.940	1:05.974	44	14.161	1:05.877	44	16.510	1:06.235
44	4.377	1:11.986	17	10.511	1:06.670	17	14.787	1:06.557	17	16.983	1:06.852	17	19.726	1:06.629
17	5.586	1:13.195	10	17.792	1:11.018	10	25.859	1:10.348	10	31.668	1:10.465	8	33.042	1:03.115
10	8.519	1:16.128	38	19.736	1:10.771	38	28.261	1:10.806	38	33.487	1:09.882	10	38.530	1:10.748
38	10.710	1:18.319	15	25.179	1:13.904	8	34.500	1:06.556	8	33.813	1:03.969	38	38.699	1:09.098
15	13.020	1:20.629	5	27.164	1:14.994	15	35.859	1:12.961	15	43.854	1:12.651	15	54.814	1:14.846
5	13.915	1:21.524	88	28.725	1:15.650	5	41.268	1:16.385	5	51.880	1:15.268	5	1:03.823	1:15.829
88	14.820	1:22.429	6	29.299	1:14.646	6	42.272	1:15.254	6	52.756	1:15.140	6	1:04.868	1:15.998
3	16.001	1:23.610	22	30.044	1:14.642	88	43.589	1:17.145	88	54.608	1:15.675			
6	16.398	1:24.007	8	30.225	1:30.573	22	43.945	1:16.182	22	56.153	1:16.864			
22	17.147	1:24.756	3	30.560	1:16.304	3	44.941	1:16.662	3	56.676	1:16.391			
33	23.701	1:31.310												

Weather / Track : Sunny / Dry

Pembrey
Circuit Length = 1.4560 miles
Start: 14:29 End: 14:48

Welsh Sports & Saloon Car Championship

RACE 3 - LAP CHART

Lap 6			Lap 7			Lap 8			Lap 9			Lap 10		
No	Behind	Laptime	No	Behind	Laptime	No	Behind	Laptime	No	Behind	Laptime	No	Behind	Laptime
23		1:05.009	23		1:03.316	23		1:03.149	23		1:02.582	23		1:03.317
88	1 LAP	1:14.459	51	4.749	1:02.807	51	4.814	1:03.214	51	4.342	1:02.110	10	1 LAP	1:10.158
3	1 LAP	1:15.519	66	7.432	1:04.503	66	8.394	1:04.111	66	9.333	1:03.521	51	2.943	1:01.918
51	5.258	1:03.287	6	1 LAP	1:15.247	15	1 LAP	1:13.818	15	1 LAP	1:13.059	38	1 LAP	1:10.547
66	6.245	1:03.586	88	1 LAP	1:15.651	58	20.089	1:06.737	58	23.173	1:05.666	66	9.570	1:03.554
22	1 LAP	1:21.004	1	15.501	1:05.618	1	20.372	1:08.020	1	23.290	1:05.500	1	27.279	1:07.306
1	13.199	1:04.717	58	16.501	1:05.982	88	1 LAP	1:16.314	44	30.687	1:07.529	58	27.763	1:07.907
58	13.835	1:05.087	3	1 LAP	1:16.790	44	25.740	1:07.399	8	33.037	1:04.028	15	1 LAP	1:14.287
44	17.768	1:06.267	44	21.490	1:07.038	6	1 LAP	1:18.491	17	35.709	1:09.167	44	37.709	1:10.339
17	21.373	1:06.656	22	1 LAP	1:19.840	17	29.124	1:06.884	6	1 LAP	1:14.975	17	40.228	1:07.836
8	30.614	1:02.581	17	25.389	1:07.332	3	1 LAP	1:16.699	88	1 LAP	1:17.060	8	47.490	1:17.770
10	43.415	1:09.894	5	1 LAP	1:32.415	8	31.591	1:04.497	3	1 LAP	1:15.191	6	1 LAP	1:14.755
38	48.002	1:14.312	8	30.243	1:02.945	22	1 LAP	1:18.253	5	1 LAP	1:15.223	88	1 LAP	1:15.321
15	1:02.094	1:12.289	10	50.136	1:10.037	5	1 LAP	1:15.549	22	1 LAP	1:17.427	3	1 LAP	1:15.455
			38	54.349	1:09.663	10	56.569	1:09.582						
						38	1:00.475	1:09.275						

Weather / Track : Sunny / Dry

Pembrey
Circuit Length = 1.4560 miles
Start: 14:29 End: 14:48

Welsh Sports & Saloon Car Championship

RACE 3 - LAP CHART

Lap 11			Lap 12			Lap 13			Lap 14			Lap 15		
No	Behind	Laptime	No	Behind	Laptime	No	Behind	Laptime	No	Behind	Laptime	No	Behind	Laptime
23		1:02.306	23		1:02.510	23		1:03.229	23		1:02.849	23		1:02.628
51	3.487	1:02.850	88	2 LAPS	1:15.416	51	2.899	1:02.265	51	2.546	1:02.496	51	1.412	1:01.494
5	2 LAPS	1:16.169	51	3.863	1:02.886	6	2 LAPS	1:13.714	15	2 LAPS	1:16.128	15	2 LAPS	1:18.587
22	2 LAPS	1:18.081	3	2 LAPS	1:16.023	88	2 LAPS	1:15.689	66	18.121	1:05.155	66	20.855	1:05.362
10	1 LAP	1:09.500	66	14.556	1:06.087	66	15.815	1:04.488	6	2 LAPS	1:15.603	6	2 LAPS	1:14.182
66	10.979	1:03.715	5	2 LAPS	1:14.660	3	2 LAPS	1:15.337	88	2 LAPS	1:15.344	10	1 LAP	1:09.612
38	1 LAP	1:09.037	10	1 LAP	1:10.441	10	1 LAP	1:09.908	10	1 LAP	1:10.779	38	1 LAP	1:09.080
1	30.855	1:05.882	38	1 LAP	1:09.587	38	1 LAP	1:09.721	38	1 LAP	1:08.852	88	2 LAPS	1:16.856
58	31.259	1:05.802	22	2 LAPS	1:18.685	5	2 LAPS	1:14.591	3	2 LAPS	1:16.707	1	45.344	1:08.035
15	1 LAP	1:13.566	1	33.819	1:05.474	1	36.848	1:06.258	5	2 LAPS	1:14.273	58	46.532	1:06.767
44	42.849	1:07.446	58	34.229	1:05.480	22	2 LAPS	1:18.091	1	39.937	1:05.938	3	2 LAPS	1:17.375
17	44.828	1:06.906	44	47.680	1:07.341	58	38.311	1:07.311	58	42.393	1:06.931	5	2 LAPS	1:15.145
8	47.698	1:02.514	8	48.329	1:03.141	8	50.393	1:05.293	22	2 LAPS	1:13.991	8	51.301	1:03.428
6	1 LAP	1:13.315	17	49.811	1:07.493	44	52.887	1:08.436	8	50.501	1:02.957	22	2 LAPS	1:14.487
			15	1 LAP	1:14.194	17	53.694	1:07.112	44	57.663	1:07.625			
									17	57.956	1:07.111			

Weather / Track : Sunny / Dry

Pembrey
Circuit Length = 1.4560 miles
Start: 14:29 End: 14:48

Welsh Sports & Saloon Car Championship
RACE 3 - LAP CHART


Lap 16		
No	Behind	Laptime
23		1:03.251
44	1 LAP	1:08.861
51	1.023	1:02.862
17	1 LAP	1:08.991
66	23.902	1:06.298
15	2 LAPS	1:18.786
6	2 LAPS	1:13.524
10	1 LAP	1:13.898
1	50.800	1:08.707
58	51.943	1:08.662
8	54.731	1:06.681
38	1 LAP	1:22.859
88	2 LAPS	1:20.469
3	2 LAPS	1:17.617
5	2 LAPS	1:15.177
22	2 LAPS	1:21.751

Weather / Track : Sunny / Dry

Pembrey
Circuit Length = 1.4560 miles
Start: 14:29 End: 14:48

Welsh Sports & Saloon Car Championship

RACE 11 - GRID

ROW 10	86 John O'SHEA	26 Ray HANSON
ROW 9	33 Kenneth RATTENBURY	32 Martin DAVIES
ROW 8	5 Kareem ELSORAFY	22 Andrew WILLIAMS
ROW 7	88 Chris MORRIS	3 Chris EVANS
ROW 6	15 Philip BENDALL	6 Roger DOWDEN
ROW 5	10 Mike WOODS	38 Ben SCRIVENS
ROW 4	44 Jason DAVIES	17 Nicholas JONES
ROW 3	58 Neil WATTS	8 David KRAYEM
ROW 2	66 Rhys LLOYD	1 Russell HAGGERTY
ROW 1	23 Alvin POWELL	51 Dom EVANS
Pole		
		

Pembrey
Circuit Length = 1.4560 miles

These results are provisional until the conclusion of any judicial and technical matters.

Clerk of Course :

Timekeeper :

Welsh Sports & Saloon Car Championship

RACE 11 - CLASSIFICATION

POS	NO	CL	NAME	ENTRY	LAPS	TIME	GAP	DIFF	MPH	BEST	ON
1	23	D	Alvin POWELL	Ford Mondeo	16	16:47.276			83.25	1:01.820	14
2	51	D	Dom EVANS	Caterham CSR	16	16:47.713	0.437	0.437	83.22	1:01.970	9
3	66	I	Rhys LLOYD	Seat Leon Cupra R	16	16:51.576	4.300	3.863	82.90	1:02.128	11
4	8	D	David KRAYEM	Ginetta G50	16	17:14.025	26.749	22.449	81.10	1:03.020	15
5	1	B	Russell HAGGERTY	Raw Striker	16	17:34.428	47.152	20.403	79.53	1:03.807	3
6	58	B	Neil WATTS	Westfield SEiW	16	17:34.588	47.312	0.160	79.52	1:04.040	13
7	22	D	Andrew WILLIAMS	Nissan Primera	15	16:54.608	1 lap	1 lap	77.49	1:04.997	12
8	10	B	Mike WOODS	Honda Civic	15	17:13.385	1 lap	18.777	76.08	1:07.380	7
9	38	I	Ben SCRIVENS	Ginetta G20	15	17:42.598	1 lap	29.213	73.99	1:08.858	10
10	15	B	Philip BENDALL	Ford Fiesta	14	17:18.129	2 laps	1 lap	70.68	1:12.836	2
11	6	I	Roger DOWDEN	Davrian MK6	14	17:34.541	2 laps	16.412	69.58	1:13.337	12
12	5	A	Kareem ELSORAFY	Rover 216 GTI	14	17:44.153	2 laps	9.612	68.95	1:12.293	12
13	88	A	Chris MORRIS	Peugeot 205	14	17:47.740	2 laps	3.587	68.72	1:14.114	8
14	3	I	Chris EVANS	Vauxhall Nova	14	17:54.195	2 laps	6.455	68.31	1:14.913	3
15	33	D	Kenneth RATTENBURY	Ford Mondeo	12	17:40.567	4 laps	2 laps	59.30	1:07.736	10
NOT CLASSIFIED											
DNF	59	C	Geraint REES	Westfield Sei	14	15:06.772	2 laps	0.000	80.92	1:03.354	10
DNF	86	I	John O'SHEA	Ford Mondeo	0						
FASTEST LAP											
23	D	Alvin POWELL	Ford Mondeo	14	1:01.820	84.78 mph	136.45 kph				
66	I	Rhys LLOYD	Seat Leon Cupra R	11	1:02.128	84.36 mph	135.77 kph				
59	C	Geraint REES	Westfield Sei	10	1:03.354	82.73 mph	133.14 kph				
1	B	Russell HAGGERTY	Raw Striker	3	1:03.807	82.14 mph	132.20 kph				
5	A	Kareem ELSORAFY	Rover 216 GTI	12	1:12.293	72.50 mph	116.68 kph				

Car 15 - Transponder not working - please check before next race

Weather / Track : Sunny / Dry

These results are provisional until the conclusion of any judicial and technical matters.

Pembrey

Circuit Length = 1.4560 miles

Start: 09:45 End: 10:04

Clerk of Course :	Timekeeper :
-------------------	--------------

Welsh Sports & Saloon Car Championship
RACE 11 - LAP CHART

Lap 1			Lap 2			Lap 3			Lap 4			Lap 5		
No	Behind	Laptime	No	Behind	Laptime	No	Behind	Laptime	No	Behind	Laptime	No	Behind	Laptime
51		1:06.177	51		1:02.232	23		1:02.557	23		1:02.859	51		1:02.699
23	0.346	1:06.523	23	0.410	1:02.296	51	0.189	1:03.156	51	0.607	1:03.277	23	0.407	1:03.713
66	1.786	1:07.963	66	2.585	1:03.031	66	2.530	1:02.912	66	2.022	1:02.351	66	1.028	1:02.312
8	3.598	1:09.775	8	5.756	1:04.390	8	5.871	1:03.082	8	6.335	1:03.323	8	6.541	1:03.512
1	4.863	1:11.040	1	7.287	1:04.656	1	8.127	1:03.807	1	10.732	1:05.464	1	12.666	1:05.240
58	5.851	1:12.028	58	9.538	1:05.919	58	12.043	1:05.472	59	14.293	1:04.499	59	14.704	1:03.717
10	9.420	1:15.597	59	11.627	1:04.402	59	12.653	1:03.993	58	14.910	1:05.726	58	16.382	1:04.778
59	9.457	1:15.634	10	16.357	1:09.169	10	22.079	1:08.689	10	27.873	1:08.653	10	32.586	1:08.019
22	13.243	1:19.420	22	20.010	1:08.999	22	25.294	1:08.251	22	29.538	1:07.103	22	32.767	1:06.535
38	14.436	1:20.613	38	23.710	1:11.506	38	30.840	1:10.097	38	37.171	1:09.190	38	45.846	1:11.981
15	16.204	1:22.381	15	26.808	1:12.836	15	37.093	1:13.252	15	48.247	1:14.013	15	58.224	1:13.283
6	17.497	1:23.674	6	29.567	1:14.302	6	41.425	1:14.825	6	53.098	1:14.532			
88	19.748	1:25.925	88	33.005	1:15.489	88	45.250	1:15.212	88	57.469	1:15.078			
3	20.076	1:26.253	5	33.457	1:15.114	5	45.415	1:14.925	5	57.604	1:15.048			
5	20.575	1:26.752	3	34.406	1:16.562	3	46.352	1:14.913	3	58.945	1:15.452			
33	26.268	1:32.445	33	41.400	1:17.364	33	48.723	1:10.290 P						

Weather / Track : Sunny / Dry

Pembrey
 Circuit Length = 1.4560 miles
 Start: 09:45 End: 10:04

Welsh Sports & Saloon Car Championship

RACE 11 - LAP CHART

Lap 6			Lap 7			Lap 8			Lap 9			Lap 10		
No	Behind	Laptime	No	Behind	Laptime	No	Behind	Laptime	No	Behind	Laptime	No	Behind	Laptime
51		1:03.838	51		1:02.402	23		1:03.083	23		1:02.263	23		1:02.317
23	0.264	1:03.695	23	0.715	1:02.853	51	0.991	1:04.789	51	0.698	1:01.970	51	0.410	1:02.029
66	0.742	1:03.552	66	1.667	1:03.327	66	1.828	1:03.959	66	1.985	1:02.420	66	1.994	1:02.326
6	1 LAP	1:15.947	15	1 LAP	1:13.551	8	13.666	1:03.839	38	1 LAP	1:10.485	38	1 LAP	1:09.125
5	1 LAP	1:15.296	8	13.625	1:08.754	15	1 LAP	1:13.078	8	15.818	1:04.415	8	18.749	1:05.248
88	1 LAP	1:15.437	6	1 LAP	1:15.553	59	16.366	1:03.980	59	18.523	1:04.420	59	19.560	1:03.354
8	7.273	1:04.570	59	16.184	1:04.298	1	20.234	1:05.694	1	24.144	1:06.173	1	28.126	1:06.299
3	1 LAP	1:15.577	33	3 LAPS	3:41.463	58	23.260	1:06.527	15	1 LAP	1:13.809	58	31.724	1:06.057
1	14.065	1:05.237	5	1 LAP	1:14.926	6	1 LAP	1:15.006	58	27.984	1:06.987	15	1 LAP	1:13.742
59	14.288	1:03.422	1	18.338	1:06.675	33	3 LAPS	1:14.089	6	1 LAP	1:13.561	33	3 LAPS	1:09.068
58	17.600	1:05.056	88	1 LAP	1:16.812	5	1 LAP	1:14.265	33	3 LAPS	1:11.930	6	1 LAP	1:13.546
22	34.652	1:05.723	58	20.531	1:05.333	88	1 LAP	1:14.343	5	1 LAP	1:13.786	22	50.014	1:06.403
10	36.510	1:07.762	3	1 LAP	1:16.426	3	1 LAP	1:15.487	88	1 LAP	1:14.114	5	1 LAP	1:13.973
38	52.289	1:10.281	22	39.601	1:07.351	22	41.924	1:06.121	22	45.928	1:06.267	88	1 LAP	1:15.265
			10	41.488	1:07.380	10	45.129	1:07.439	3	1 LAP	1:15.534	10	56.527	1:08.160
			38	59.295	1:09.408				10	50.684	1:07.818	3	1 LAP	1:14.990

Weather / Track : Sunny / Dry

Pembrey
Circuit Length = 1.4560 miles
Start: 09:45 End: 10:04

Welsh Sports & Saloon Car Championship

RACE 11 - LAP CHART

Lap 11			Lap 12			Lap 13			Lap 14			Lap 15		
No	Behind	Laptime	No	Behind	Laptime	No	Behind	Laptime	No	Behind	Laptime	No	Behind	Laptime
23		1:02.141	23		1:03.503	23		1:02.869	23		1:01.820	23		1:02.411
51	1.296	1:03.027	51	0.705	1:02.912	51	0.256	1:02.420	51	0.554	1:02.118	51	0.409	1:02.266
66	1.981	1:02.128	66	1.979	1:03.501	66	2.063	1:02.953	66	2.973	1:02.730	66	3.819	1:03.257
38	1 LAP	1:08.858	88	2 LAPS	1:16.923	10	1 LAP	1:12.374	15	2 LAPS	1:14.330	22	1 LAP	1:08.958
8	20.309	1:03.701	3	2 LAPS	1:16.248	6	2 LAPS	1:15.666	10	1 LAP	1:08.014	33	4 LAPS	1:11.915
59	21.206	1:03.787	5	2 LAPS	1:24.360	88	2 LAPS	1:14.677	6	2 LAPS	1:13.337	15	2 LAPS	1:14.112
1	31.445	1:05.460	8	20.266	1:03.460	8	21.520	1:04.123	8	22.739	1:03.039	10	1 LAP	1:07.968
58	34.426	1:04.843	59	21.444	1:03.741	59	22.293	1:03.718	59	24.280	1:03.807	8	23.348	1:03.020
15	1 LAP	1:13.093	38	1 LAP	1:10.167	3	2 LAPS	1:17.011	88	2 LAPS	1:16.212	6	2 LAPS	1:14.515
33	3 LAPS	1:08.818	1	33.731	1:05.789	5	2 LAPS	1:16.799	5	2 LAPS	1:12.293	1	42.442	1:05.857
22	54.830	1:06.957	58	35.578	1:04.655	38	1 LAP	1:09.061	38	1 LAP	1:09.683	58	43.073	1:05.565
6	1 LAP	1:14.467	33	3 LAPS	1:08.438	1	35.489	1:04.627	1	38.996	1:05.327	88	2 LAPS	1:14.579
10	1:02.278	1:07.892	22	56.324	1:04.997	58	36.749	1:04.040	3	2 LAPS	1:17.348	5	2 LAPS	1:12.563
			15	1 LAP	1:13.310	22	59.526	1:06.071	58	39.919	1:04.990	38	1 LAP	1:11.023
						33	3 LAPS	1:07.736				3	2 LAPS	1:16.010

Weather / Track : Sunny / Dry

Pembrey
Circuit Length = 1.4560 miles
Start: 09:45 End: 10:04

Welsh Sports & Saloon Car Championship

RACE 11 - LAP CHART

Lap 16		
No	Behind	Laptime
23		1:02.373
51	0.437	1:02.401
66	4.300	1:02.854
22	1 LAP	1:05.452
10	1 LAP	1:08.451
8	26.749	1:05.774
15	2 LAPS	1:13.339
1	47.152	1:07.083
6	2 LAPS	1:15.610
58	47.312	1:06.612
33	4 LAPS	1:47.011
38	1 LAP	1:11.120
5	2 LAPS	1:14.053
88	2 LAPS	1:17.674
3	2 LAPS	1:16.384

Weather / Track : Sunny / Dry

Pembrey
Circuit Length = 1.4560 miles
Start: 09:45 End: 10:04

Welsh Sports & Saloon Car Championship

RACE 21 - GRID

ROW 11	26 Glynne JONES	
ROW 10	17 Nicholas JONES	32 Martin DAVIES
ROW 9	86 John O'SHEA	44 Jason DAVIES
ROW 8	33 Kenneth RATTENBURY	59 Geraint REES
ROW 7	88 Chris MORRIS	3 Chris EVANS
ROW 6	6 Roger DOWDEN	5 Kareem ELSORAFY
ROW 5	38 Ben SCRIVENS	15 Philip BENDALL
ROW 4	22 Andrew WILLIAMS	10 Mike WOODS
ROW 3	1 Russell HAGGERTY	58 Neil WATTS
ROW 2	66 Rhys LLOYD	8 David KRAYEM
ROW 1	23 Alvin POWELL	51 Dom EVANS
Pole		
		

Pembrey
Circuit Length = 1.4560 miles

These results are provisional until the conclusion of any judicial and technical matters.

Clerk of Course :

Timekeeper :

Welsh Sports & Saloon Car Championship

RACE 21 - CLASSIFICATION

POS	NO	CL	NAME	ENTRY	LAPS	TIME	GAP	DIFF	MPH	BEST	ON
1	51	D	Dom EVANS	Caterham CSR	8	8:29.340		82.32	1:02.740	6	
2	59	C	Geraint REES	Westfield Sei	8	8:40.701	11.361	11.361	80.53	1:04.144	3
3	1	B	Russell HAGGERTY	Raw Striker	8	8:44.370	15.030	3.669	79.96	1:04.619	6
4	58	B	Neil WATTS	Westfield SEIW	8	8:45.050	15.710	0.680	79.86	1:04.517	3
5	22	D	Andrew WILLIAMS	Nissan Primera	8	8:53.929	24.589	8.879	78.53	1:04.657	5
6	17	B	Nicholas JONES	Renault Clio	8	8:57.942	28.602	4.013	77.95	1:06.393	2
7	10	B	Mike WOODS	Honda Civic	8	9:14.674	45.334	16.732	75.59	1:08.430	7
8	38	I	Ben SCRIVENS	Ginetta G20	8	9:20.259	50.919	5.585	74.84	1:08.710	6
9	6	I	Roger DOWDEN	Davrian MK6	7	8:46.027	1 lap	1 lap	69.75	1:13.649	5
10	5	A	Kareem ELSORAFY	Rover 216 GTI	7	8:46.792	1 lap	0.765	69.65	1:12.959	6
11	88	A	Chris MORRIS	Peugeot 205	7	8:53.243	1 lap	6.451	68.80	1:14.321	3
12	3	I	Chris EVANS	Vauxhall Nova	7	8:57.854	1 lap	4.611	68.21	1:15.597	2
13	15	B	Philip BENDALL	Ford Fiesta	7	9:12.167	1 lap	14.313	66.44	1:13.106	5

NOT CLASSIFIED

DNF	33	D	Kenneth RATTENBURY	Ford Mondeo	5	5:45.112	3 laps	2 laps	75.94	1:06.590	4
DNF	8	D	David KRAYEM	Ginetta G50	0						
DNF	23	D	Alvin POWELL	Ford Mondeo	0						
DNF	66	I	Rhys LLOYD	Seat Leon Cupra R	0						
DNF	86	I	John O'SHEA	Ford Mondeo	0						

FASTEST LAP

51	D	Dom EVANS	Caterham CSR	6	1:02.740	83.54 mph	134.45 kph
59	C	Geraint REES	Westfield Sei	3	1:04.144	81.71 mph	131.50 kph
58	B	Neil WATTS	Westfield SEIW	3	1:04.517	81.24 mph	130.74 kph
38	I	Ben SCRIVENS	Ginetta G20	6	1:08.710	76.28 mph	122.76 kph
5	A	Kareem ELSORAFY	Rover 216 GTI	6	1:12.959	71.84 mph	115.61 kph

Weather / Track : Sunny / Dry

These results are provisional until the conclusion of any judicial and technical matters.

Pembrey

Circuit Length = 1.4560 miles

Start: 16:59 End: 17:09

Clerk of Course :	Timekeeper :
-------------------	--------------

Welsh Sports & Saloon Car Championship
RACE 21 - LAP CHART

Lap 1			Lap 2			Lap 3			Lap 4			Lap 5		
No	Behind	Laptime	No	Behind	Laptime	No	Behind	Laptime	No	Behind	Laptime	No	Behind	Laptime
51		1:05.819	51		1:03.165	51		1:03.052	51		1:03.814	51		1:03.052
59	1.311	1:07.130	59	2.475	1:04.329	59	3.567	1:04.144	15	1 LAP	1:26.494	59	6.140	1:04.869
1	1.815	1:07.634	1	3.552	1:04.902	1	5.515	1:05.015	59	4.323	1:04.570	1	8.584	1:05.032
58	3.447	1:09.266	58	5.357	1:05.075	58	6.822	1:04.517	1	6.604	1:04.903	58	9.961	1:05.345
17	5.176	1:10.995	17	8.404	1:06.393	17	11.769	1:06.417	58	7.668	1:04.660	15	1 LAP	1:14.268
33	6.685	1:12.504	33	11.354	1:07.834	22	15.237	1:06.814	17	14.543	1:06.588	17	18.157	1:06.666
10	7.150	1:12.969	22	11.475	1:07.051	33	17.092	1:08.790	22	16.754	1:05.331	22	18.359	1:04.657
22	7.589	1:13.408	10	12.927	1:08.942	10	18.511	1:08.636	33	19.868	1:06.590	33	26.210	1:09.394
38	9.465	1:15.284	38	15.895	1:09.595	38	22.073	1:09.230	10	23.286	1:08.589	10	29.313	1:09.079
88	13.394	1:19.213	6	25.501	1:14.898	6	36.376	1:13.927	38	27.652	1:09.393	38	33.911	1:09.311
6	13.768	1:19.587	88	26.775	1:16.546	88	38.044	1:14.321	6	46.588	1:14.026	6	57.185	1:13.649
15	15.352	1:21.171	5	27.794	1:14.619	5	38.461	1:13.719	88	49.196	1:14.966	5	1:00.180	1:13.788
5	16.340	1:22.159	3	29.109	1:15.597	3	41.910	1:15.853	5	49.444	1:14.797	88	1:01.215	1:15.071
3	16.677	1:22.496	15	42.301	1:30.114				3	53.911	1:15.815			

Weather / Track : Sunny / Dry

Pembrey
 Circuit Length = 1.4560 miles
 Start: 16:59 End: 17:09

Welsh Sports & Saloon Car Championship
RACE 21 - LAP CHART

Lap 6			Lap 7			Lap 8		
No	Behind	Laptime	No	Behind	Laptime	No	Behind	Laptime
51		1:02.740	51		1:04.918	51		1:02.780
3	1 LAP	1:15.966	6	1 LAP	1:14.804	59	11.361	1:05.988
59	7.923	1:04.523	5	1 LAP	1:12.959	1	15.030	1:07.314
1	10.463	1:04.619	59	8.153	1:05.148	58	15.710	1:06.900
58	11.898	1:04.677	88	1 LAP	1:15.873	6	1 LAP	1:15.136
22	21.005	1:05.386	1	10.496	1:04.951	5	1 LAP	1:14.751
17	22.556	1:07.139	58	11.590	1:04.610	88	1 LAP	1:17.253
15	1 LAP	1:13.106	3	1 LAP	1:15.767	22	24.589	1:06.236
10	35.526	1:08.953	22	21.133	1:05.046	3	1 LAP	1:16.360
38	39.881	1:08.710	17	24.589	1:06.951	17	28.602	1:06.793
			15	1 LAP	1:13.553	15	1 LAP	1:13.461
			10	39.038	1:08.430	10	45.334	1:09.076
			38	43.934	1:08.971	38	50.919	1:09.765

Weather / Track : Sunny / Dry

Pembrey
 Circuit Length = 1.4560 miles
 Start: 16:59 End: 17:09

Mini Miglia Championship

QUALIFYING - RACE 4 - CLASSIFICATION

POS	NO	CL	NAME	ENTRY	TIME	ON	LAPS	GAP	DIFF	MPH
1	5		Sarah MUNNS	Mini Miglia	1:06.030	3	11			79.38
2	11		Kane ASTIN	Mini Miglia	1:06.067	10	13	0.037	0.037	79.33
3	20		Endaf OWENS	Mini Miglia	1:06.350	2	10	0.320	0.283	78.99
4	3		Paul THOMPSON	Mini Miglia	1:06.732	6	13	0.702	0.382	78.54
5	4		Mark SIMS	Mini Miglia	1:06.862	3	13	0.832	0.130	78.39
6	2		Colin PEACOCK	Mini Miglia	1:07.086	5	13	1.056	0.224	78.13
7	53		Niven BURGE	Mini Miglia	1:07.123	9	9	1.093	0.037	78.08
8	6		Dave DREW	Mini Miglia	1:07.133	6	8	1.103	0.010	78.07
9	7		David EDGECOMBE	Mini Miglia	1:07.502	4	6	1.472	0.369	77.65
10	55		Michael GREEN	Mini Miglia	1:07.723	9	12	1.693	0.221	77.39
11	99		Mark COWAN	Mini Miglia	1:07.729	12	13	1.699	0.006	77.39
12	69		Tony LEMAY	Mini Miglia	1:07.908	8	13	1.878	0.179	77.18
13	26		Owen STINCHCOMBE	Mini Miglia	1:08.269	10	13	2.239	0.361	76.77
14	72		Robert HOWARD	Mini Miglia	1:09.033	3	8	3.003	0.764	75.92
15	21		Aaron SMITH	Mini Miglia	1:10.588	4	13	4.558	1.555	74.25
16	10		Phil HARVEY	Mini Miglia	1:10.953	13	13	4.923	0.365	73.87
17	35		Ian FEATHERSTONE	Mini Miglia	1:22.440	10	10	16.410	11.487	63.58

Weather / Track : Sunny / Dry
 These results are provisional until the conclusion of any judicial and technical matters.

Pembrey
 Circuit Length = 1.4560 miles
 Start: 10:30 End: 10:47

Clerk of Course :		Timekeeper :
-------------------	--	--------------

Mini Miglia Championship

QUALIFYING - RACE 4 - LAP ANALYSIS

2	Colin PEACOCK		Mini Miglia				
1 -	1:32.771	+ 25.685	10:33:01.232	8 -	1:07.474	+ 0.388	10:40:53.348
2 -	1:07.554	+ 0.468	10:34:08.786	9 -	1:07.351	+ 0.265	10:42:00.699
3 -	1:07.328	+ 0.242	10:35:16.114	10 -	1:07.280	+ 0.194	10:43:07.979
4 -	1:07.180	+ 0.094	10:36:23.294	11 -	1:07.254	+ 0.168	10:44:15.233
5 -	1:07.086		10:37:30.380	12 -	1:07.209	+ 0.123	10:45:22.442
6 -	1:07.928	+ 0.842	10:38:38.308	13 -	1:07.161	+ 0.075	10:46:29.603
7 -	1:07.566	+ 0.480	10:39:45.874				
3	Paul THOMPSON		Mini Miglia				
1 -	1:16.408	+ 9.676	10:32:25.636	8 -	1:07.228	+ 0.496	10:40:16.194
2 -	1:08.039	+ 1.307	10:33:33.675	9 -	1:14.474	+ 7.742	10:41:30.668
3 -	1:07.072	+ 0.340	10:34:40.747	10 -	1:13.574	+ 6.842	10:42:44.242
4 -	1:06.969	+ 0.237	10:35:47.716	11 -	1:07.622	+ 0.890	10:43:51.864
5 -	1:06.969	+ 0.237	10:36:54.685	12 -	1:07.324	+ 0.592	10:44:59.188
6 -	1:06.732		10:38:01.417	13 -	1:14.574 P	+ 7.842	10:46:13.762
7 -	1:07.549	+ 0.817	10:39:08.966				
4	Mark SIMS		Mini Miglia				
1 -	1:09.749	+ 2.887	10:32:10.456	8 -	1:07.544	+ 0.682	10:40:12.697
2 -	1:07.436	+ 0.574	10:33:17.892	9 -	1:08.472 P	+ 1.610	10:41:21.169
3 -	1:06.862		10:34:24.754	10 -	2:12.571	+ 1:05.709	10:43:33.740
4 -	1:09.649	+ 2.787	10:35:34.403	11 -	1:07.354	+ 0.492	10:44:41.094
5 -	1:07.796	+ 0.934	10:36:42.199	12 -	1:07.106	+ 0.244	10:45:48.200
6 -	1:07.362	+ 0.500	10:37:49.561	13 -	1:12.346	+ 5.484	10:47:00.546
7 -	1:15.592	+ 8.730	10:39:05.153				
5	Sarah MUNNS		Mini Miglia				
1 -	1:10.167	+ 4.137	10:32:14.193	7 -	1:21.252	+ 15.222	10:39:07.346
2 -	1:06.187	+ 0.157	10:33:20.380	8 -	1:10.658	+ 4.628	10:40:18.004
3 -	1:06.030		10:34:26.410	9 -	1:08.052	+ 2.022	10:41:26.056
4 -	1:07.040	+ 1.010	10:35:33.450	10 -	1:06.991	+ 0.961	10:42:33.047
5 -	1:06.442	+ 0.412	10:36:39.892	11 -	1:17.591 P	+ 11.561	10:43:50.638
6 -	1:06.202	+ 0.172	10:37:46.094				
6	Dave DREW		Mini Miglia				
1 -	1:14.074	+ 6.941	10:32:27.667	5 -	1:07.698	+ 0.565	10:36:59.899
2 -	1:08.686	+ 1.553	10:33:36.353	6 -	1:07.133		10:38:07.032
3 -	1:08.203	+ 1.070	10:34:44.556	7 -	1:08.174	+ 1.041	10:39:15.206
4 -	1:07.645	+ 0.512	10:35:52.201	8 -	1:08.686 P	+ 1.553	10:40:23.892
7	David EDGEcombe		Mini Miglia				
1 -	1:14.431	+ 6.929	10:32:34.720	4 -	1:07.502		10:35:58.834
2 -	1:08.773	+ 1.271	10:33:43.493	5 -	1:07.882	+ 0.380	10:37:06.716
3 -	1:07.839	+ 0.337	10:34:51.332	6 -	1:21.377	+ 13.875	10:38:28.093
10	Phil HARVEY		Mini Miglia				
1 -	1:16.863	+ 5.910	10:32:32.282	8 -	1:11.480	+ 0.527	10:40:54.522
2 -	1:12.553	+ 1.600	10:33:44.835	9 -	1:11.047	+ 0.094	10:42:05.569
3 -	1:12.232	+ 1.279	10:34:57.067	10 -	1:11.403	+ 0.450	10:43:16.972
4 -	1:11.189	+ 0.236	10:36:08.256	11 -	1:11.267	+ 0.314	10:44:28.239
5 -	1:11.329	+ 0.376	10:37:19.585	12 -	1:12.137	+ 1.184	10:45:40.376
6 -	1:11.570	+ 0.617	10:38:31.155	13 -	1:10.953		10:46:51.329
7 -	1:11.887	+ 0.934	10:39:43.042				
11	Kane ASTIN		Mini Miglia				
1 -	1:09.122	+ 3.055	10:32:10.698	8 -	2:30.573	+ 1:24.506	10:41:17.873
2 -	1:06.897	+ 0.830	10:33:17.595	9 -	1:06.870	+ 0.803	10:42:24.743
3 -	1:06.244	+ 0.177	10:34:23.839	10 -	1:06.067		10:43:30.810
4 -	1:07.319	+ 1.252	10:35:31.158	11 -	1:07.033	+ 0.966	10:44:37.843
5 -	1:06.735	+ 0.668	10:36:37.893	12 -	1:09.373	+ 3.306	10:45:47.216
6 -	1:06.351	+ 0.284	10:37:44.244	13 -	1:06.376	+ 0.309	10:46:53.592

Weather / Track : Sunny / Dry

Pembrey
Circuit Length = 1.4560 miles
Start: 10:30 End: 10:47

Mini Miglia Championship

QUALIFYING - RACE 4 - LAP ANALYSIS

7 -	1:03.056 P	+ -3.011	10:38:47.300			
20	Endaf OWENS Mini Miglia					
1 -	1:08.935	+ 2.585	10:32:09.005	6 -	1:11.879	+ 5.529
2 -	1:06.350		10:33:15.355	7 -	1:07.085	+ 0.735
3 -	1:06.617	+ 0.267	10:34:21.972	8 -	1:06.825	+ 0.475
4 -	1:14.290	+ 7.940	10:35:36.262	9 -	1:11.029	+ 4.679
5 -	1:06.351	+ 0.001	10:36:42.613	10 -	1:02.900 P	+ -3.450
10:37:54.492	10:39:01.577	10:40:08.402	10:41:19.431	10:42:22.331		
21	Aaron SMITH Mini Miglia					
1 -	1:16.937	+ 6.349	10:32:23.251	8 -	1:23.015	+ 12.427
2 -	1:11.246	+ 0.658	10:33:34.497	9 -	1:12.679	+ 2.091
3 -	1:10.619	+ 0.031	10:34:45.116	10 -	1:11.457	+ 0.869
4 -	1:10.588		10:35:55.704	11 -	1:16.353	+ 5.765
5 -	1:11.712	+ 1.124	10:37:07.416	12 -	1:11.067	+ 0.479
6 -	1:12.463	+ 1.875	10:38:19.879	13 -	1:11.153	+ 0.565
7 -	1:19.924	+ 9.336	10:39:39.803			
10:41:02.818	10:42:15.497	10:43:26.954	10:44:43.307	10:45:54.374	10:47:05.527	
26	Owen STINCHCOMBE Mini Miglia					
1 -	1:12.939	+ 4.670	10:32:16.242	8 -	1:08.969	+ 0.700
2 -	1:08.377	+ 0.108	10:33:24.619	9 -	1:09.515	+ 1.246
3 -	1:09.458	+ 1.189	10:34:34.077	10 -	1:08.269	
4 -	1:09.408	+ 1.139	10:35:43.485	11 -	1:08.632	+ 0.363
5 -	1:08.321	+ 0.052	10:36:51.806	12 -	1:12.453	+ 4.184
6 -	1:09.327	+ 1.058	10:38:01.133	13 -	1:08.470	+ 0.201
7 -	1:08.864	+ 0.595	10:39:09.997			
10:40:18.966	10:41:28.481	10:43:45.382	10:44:57.835	10:46:06.305		
35	Ian FEATHERSTONE Mini Miglia					
1 -	1:30.596	+ 8.156	10:32:47.390	6 -	1:23.920	+ 1.480
2 -	1:30.611	+ 8.171	10:34:18.001	7 -	1:27.602	+ 5.162
3 -	1:29.361	+ 6.921	10:35:47.362	8 -	1:20.798 P	+ -1.642
4 -	1:27.149	+ 4.709	10:37:14.511	9 -	2:07.525	+ 45.085
5 -	1:24.955	+ 2.515	10:38:39.466	10 -	1:22.440	
10:40:03.386	10:41:30.988	10:42:51.786	10:44:59.311	10:46:21.751		
53	Niven BURGE Mini Miglia					
1 -	1:08.109	+ 0.986	10:33:15.652	6 -	1:07.482	+ 0.359
2 -	1:07.438	+ 0.315	10:34:23.090	7 -	1:09.128	+ 2.005
3 -	1:08.658	+ 1.535	10:35:31.748	8 -	1:07.231	+ 0.108
4 -	1:10.611 P	+ 3.488	10:36:42.359	9 -	1:07.123	
5 -	5:39.078	+ 4:31.955	10:42:21.437			
10:43:28.919	10:44:38.047	10:45:45.278	10:46:52.401			
55	Michael GREEN Mini Miglia					
1 -	1:19.139	+ 11.416	10:32:30.957	7 -	1:09.472	+ 1.749
2 -	1:09.607	+ 1.884	10:33:40.564	8 -	1:08.280	+ 0.557
3 -	1:08.783	+ 1.060	10:34:49.347	9 -	1:07.723	
4 -	1:07.970	+ 0.247	10:35:57.317	10 -	1:08.181	+ 0.458
5 -	1:17.259	+ 9.536	10:37:14.576	11 -	1:36.067	+ 28.344
6 -	1:14.179	+ 6.456	10:38:28.755	12 -	1:26.033	+ 18.310
10:39:38.227	10:40:46.507	10:41:54.230	10:43:02.411	10:44:38.478	10:46:04.511	
69	Tony LEMAY Mini Miglia					
1 -	1:12.396	+ 4.488	10:32:17.774	8 -	1:07.908	
2 -	1:09.112	+ 1.204	10:33:26.886	9 -	1:08.298	+ 0.390
3 -	1:08.472	+ 0.564	10:34:35.358	10 -	1:08.832	+ 0.924
4 -	1:08.416	+ 0.508	10:35:43.774	11 -	1:09.527	+ 1.619
5 -	1:08.270	+ 0.362	10:36:52.044	12 -	1:17.872	+ 9.964
6 -	1:08.100	+ 0.192	10:38:00.144	13 -	1:11.746	+ 3.838
7 -	1:09.505	+ 1.597	10:39:09.649			
10:40:17.557	10:41:25.855	10:42:34.687	10:43:44.214	10:45:02.086	10:46:13.832	
72	Robert HOWARD Mini Miglia					
1 -	1:12.426 P	+ 3.393	10:32:19.796	5 -	1:09.933	+ 0.900
2 -	1:54.733	+ 45.700	10:34:14.529	6 -	1:09.546	+ 0.513
3 -	1:09.033		10:35:23.562	7 -	1:09.932	+ 0.899
4 -	1:09.904	+ 0.871	10:36:33.466	8 -	1:16.125 P	+ 7.092
10:37:43.399	10:38:52.945	10:40:02.877	10:41:19.002			

Weather / Track : Sunny / Dry

Pembrey
Circuit Length = 1.4560 miles
Start: 10:30 End: 10:47

Mini Miglia Championship

QUALIFYING - RACE 4 - LAP ANALYSIS


99	Mark COWAN			Mini Miglia			
1 -	1:10.780	+ 3.051	10:32:09.993	8 -	1:08.359	+ 0.630	10:40:35.843
2 -	1:11.938	+ 4.209	10:33:21.931	9 -	1:08.283	+ 0.554	10:41:44.126
3 -	1:31.386	+ 23.657	10:34:53.317	10 -	1:26.646	+ 18.917	10:43:10.772
4 -	1:08.314	+ 0.585	10:36:01.631	11 -	1:22.957	+ 15.228	10:44:33.729
5 -	1:08.498	+ 0.769	10:37:10.129	12 -	1:07.729		10:45:41.458
6 -	1:08.536	+ 0.807	10:38:18.665	13 -	1:22.987 P	+ 15.258	10:47:04.445
7 -	1:08.819	+ 1.090	10:39:27.484				

Weather / Track : Sunny / Dry

Pembrey
 Circuit Length = 1.4560 miles
 Start: 10:30 End: 10:47

Mini Miglia Championship

RACE 4 - GRID

ROW 9	1:22.440 35 Ian FEATHERSTONE	1:10.953 10 Phil HARVEY
ROW 8	1:10.588 21 Aaron SMITH	1:09.033 72 Robert HOWARD
ROW 7	1:08.269 26 Owen STINCHCOMBE	1:07.908 69 Tony LEMAY
ROW 6	1:07.729 99 Mark COWAN	1:07.723 55 Michael GREEN
ROW 5	1:07.502 7 David EDGECOMBE	1:07.133 6 Dave DREW
ROW 4	1:07.123 53 Niven BURGE	1:07.086 2 Colin PEACOCK
ROW 3	1:06.862 4 Mark SIMS	1:06.732 3 Paul THOMPSON
ROW 2	1:06.350 20 Endaf OWENS	1:06.067 11 Kane ASTIN
ROW 1	1:06.030 5 Sarah MUNNS	
Pole		
		


Pembrey
Circuit Length = 1.4560 miles

These results are provisional until the conclusion of any judicial and technical matters.

Clerk of Course :		Timekeeper :
-------------------	--	--------------

Mini Miglia Championship

RACE 12 - GRID

ROW 9	1:23.920 35 Ian FEATHERSTONE	1:11.047 10 Phil HARVEY
ROW 8	1:10.619 21 Aaron SMITH	1:09.546 72 Robert HOWARD
ROW 7	1:08.321 26 Owen STINCHCOMBE	1:08.283 99 Mark COWAN
ROW 6	1:08.100 69 Tony LEMAY	1:07.970 55 Michael GREEN
ROW 5	1:07.839 7 David EDGECOMBE	1:07.645 6 Dave DREW
ROW 4	1:07.231 53 Niven BURGE	1:07.161 2 Colin PEACOCK
ROW 3	1:07.106 4 Mark SIMS	1:06.969 3 Paul THOMPSON
ROW 2	1:06.351 20 Endaf OWENS	1:06.244 11 Kane ASTIN
ROW 1	1:06.187 5 Sarah MUNNS	
Pole		
		

Pembrey
Circuit Length = 1.4560 miles

These results are provisional until the conclusion of any judicial and technical matters.

Clerk of Course :		Timekeeper :

Mini Miglia Championship

RACE 4 - CLASSIFICATION - AMENDED

POS	NO	CL	NAME	ENTRY	LAPS	TIME	GAP	DIFF	MPH	BEST	ON
1	20		Endaf OWENS	Mini Miglia	12	13:34.163			77.25	1:06.730	2
2	3		Paul THOMPSON	Mini Miglia	12	13:35.095	0.932	0.932	77.16	1:06.337	2
3	53		Niven BURGE	Mini Miglia	12	13:39.533	5.370	4.438	76.74	1:07.180	3
4	4		Mark SIMS	Mini Miglia	12	13:39.779	5.616	0.246	76.72	1:07.229	3
5	2		Colin PEACOCK	Mini Miglia	12	13:46.590	12.427	6.811	76.09	1:07.077	8
6	55		Michael GREEN	Mini Miglia	12	13:47.825	13.662	1.235	75.98	1:07.749	2
7	7		David EDGEcombe	Mini Miglia	12	13:48.282	14.119	0.457	75.93	1:07.322	9
8	69		Tony LEMAY	Mini Miglia	12	13:48.673	14.510	0.391	75.90	1:07.261	2
9	5		Sarah MUNNS	Mini Miglia	12	13:51.548	17.385	2.875	75.64	1:06.771	5
10	99		Mark COWAN	Mini Miglia	12	13:53.032	18.869	1.484	75.50	1:08.217	7
11	26		Owen STINCHCOMBE	Mini Miglia	12	13:54.320	20.157	1.288	75.38	1:07.987	2
12	72		Robert HOWARD	Mini Miglia	12	14:10.995	36.832	16.675	73.91	1:08.578	5
13	6		Dave DREW	Mini Miglia	12	14:14.747	40.584	3.752	73.58	1:07.322	3
14	21		Aaron SMITH	Mini Miglia	12	14:21.595	47.432	6.848	73.00	1:09.743	7
15	35		Ian FEATHERSTONE	Mini Miglia	10	14:27.453	2 laps	2 laps	60.42	1:21.813	10
NOT CLASSIFIED											
DNF	10		Phil HARVEY	Mini Miglia	4	4:55.573	8 laps	6 laps	70.93	1:10.686	2
DQ	11		Kane ASTIN	Mini Miglia	12	13:33.954		0.000	77.27	1:06.405	2
FASTEST LAP											
	3		Paul THOMPSON	Mini Miglia	2	1:06.337			79.01 mph	127.16 kph	

Car 11 excluded from the results of the race (C3.5.1) - contravention of championship regulation 5.14.1.4

Weather / Track : Sunny / Dry

These results are provisional until the conclusion of any judicial and technical matters.

Pembrey

Circuit Length = 1.4560 miles

Start: 15:03 End: 15:18

Clerk of Course :		Timekeeper :	
-------------------	--	--------------	--

Mini Miglia Championship

RACE 4 - LAP CHART

Lap 1			Lap 2			Lap 3			Lap 4			Lap 5		
No	Behind	Laptime	No	Behind	Laptime	No	Behind	Laptime	No	Behind	Laptime	No	Behind	Laptime
20		1:12.221	20		1:06.730	20		1:07.409	20		1:07.269	20		1:08.567
11	1.344	1:13.565	11	1.019	1:06.405	11	0.294	1:06.684	11	0.240	1:07.215	3	0.133	1:08.249
3	1.759	1:13.980	3	1.366	1:06.337	3	0.576	1:06.619	3	0.451	1:07.144	11	0.447	1:08.774
2	2.728	1:14.949	53	3.751	1:07.473	53	3.522	1:07.180	53	4.699	1:08.446	53	4.495	1:08.363
53	3.008	1:15.229	4	4.049	1:07.449	4	3.869	1:07.229	4	4.705	1:08.105	4	4.756	1:08.618
4	3.330	1:15.551	6	4.326	1:07.437	6	4.239	1:07.322	6	4.973	1:08.003	6	5.043	1:08.637
6	3.619	1:15.840	55	5.238	1:07.749	55	5.606	1:07.777	55	6.220	1:07.883	55	5.934	1:08.281
55	4.219	1:16.440	7	5.939	1:07.974	69	7.133	1:08.410	69	8.688	1:08.824	69	9.033	1:08.912
7	4.695	1:16.916	69	6.132	1:07.261	7	7.381	1:08.851	7	8.951	1:08.839	2	9.394	1:08.928
99	5.439	1:17.660	2	6.977	1:10.979	2	7.640	1:08.072	2	9.033	1:08.662	99	9.910	1:08.966
69	5.601	1:17.822	99	7.330	1:08.621	99	8.196	1:08.275	99	9.511	1:08.584	7	10.683	1:10.299
26	7.461	1:19.682	26	8.718	1:07.987	26	9.761	1:08.452	26	10.844	1:08.352	26	11.080	1:08.803
21	8.781	1:21.002	21	12.172	1:10.121	21	15.174	1:10.411	21	18.089	1:10.184	35	1 LAP	1:30.799
10	10.447	1:22.668	10	14.403	1:10.686	10	17.701	1:10.707	5	20.734	1:09.534	5	18.938	1:06.771
72	14.333	1:26.554	72	16.954	1:09.351	5	18.469	1:07.876	10	21.944	1:11.512	21	19.604	1:10.082
5	17.621	1:29.842	5	18.002	1:07.111	72	18.967	1:09.422	72	22.136	1:10.438	72	22.147	1:08.578
35	25.024	1:37.245	35	44.724	1:26.430	35	1:02.642	1:25.327						

Weather / Track : Sunny / Dry

Pembrey
Circuit Length = 1.4560 miles
Start: 15:03 End: 15:18

Mini Miglia Championship

RACE 4 - LAP CHART

Lap 6			Lap 7			Lap 8			Lap 9			Lap 10		
No	Behind	Laptime	No	Behind	Laptime	No	Behind	Laptime	No	Behind	Laptime	No	Behind	Laptime
20		1:07.551	20		1:07.102	20		1:07.324	20		1:07.827	11		1:07.595
3	0.379	1:07.797	11	0.667	1:07.240	11	0.146	1:06.803	11	0.036	1:07.717	20	0.159	1:07.790
11	0.529	1:07.633	3	0.847	1:07.570	3	0.398	1:06.875	3	0.239	1:07.668	3	1.496	1:08.888
53	4.239	1:07.295	53	4.529	1:07.392	53	4.411	1:07.206	53	4.452	1:07.868	53	4.481	1:07.660
4	4.697	1:07.492	4	4.855	1:07.260	4	4.797	1:07.266	4	4.759	1:07.789	4	4.831	1:07.703
6	5.489	1:07.997	6	5.918	1:07.531	6	6.253	1:07.659	35	2 LAPS	1:24.639	6	7.283	1:08.289
55	6.960	1:08.577	55	8.009	1:08.151	55	9.032	1:08.347	6	6.625	1:08.199	2	11.063	1:08.681
69	9.581	1:08.099	2	10.179	1:07.502	2	9.932	1:07.077	55	9.762	1:08.557	55	11.376	1:09.245
2	9.779	1:07.936	69	10.545	1:08.066	69	10.723	1:07.502	2	10.013	1:07.908	7	11.612	1:07.788
7	11.006	1:07.874	7	11.400	1:07.496	7	11.960	1:07.884	69	10.225	1:07.329	69	12.196	1:09.602
99	11.312	1:08.953	99	12.427	1:08.217	99	13.775	1:08.672	7	11.455	1:07.322	99	16.246	1:09.059
26	11.794	1:08.265	26	13.129	1:08.437	26	14.015	1:08.210	99	14.818	1:08.870	26	16.486	1:08.982
5	19.198	1:07.811	5	19.284	1:07.188	5	19.255	1:07.295	26	15.135	1:08.947	5	17.782	1:07.055
21	23.278	1:11.225	21	25.919	1:09.743	72	28.807	1:10.050	5	18.358	1:06.930	35	2 LAPS	1:25.345
72	23.496	1:08.900	72	26.081	1:09.687	21	28.998	1:10.403	72	30.383	1:09.403	72	32.177	1:09.425
35	1 LAP	1:28.452	35	1 LAP	1:24.561				21	31.395	1:10.224	21	34.490	1:10.726

Weather / Track : Sunny / Dry

Pembrey
Circuit Length = 1.4560 miles
Start: 15:03 End: 15:18

Mini Miglia Championship
RACE 4 - LAP CHART

Lap 11			Lap 12		
No	Behind	Laptime	No	Behind	Laptime
11		1:07.266	11		1:07.057
20	0.523	1:07.630	20	0.209	1:06.743
3	1.071	1:06.841	3	1.141	1:07.127
53	4.869	1:07.654	53	5.579	1:07.767
4	5.140	1:07.575	4	5.825	1:07.742
6	9.094	1:09.077	2	12.636	1:08.270
2	11.423	1:07.626	55	13.871	1:08.101
55	12.827	1:08.717	7	14.328	1:07.837
7	13.548	1:09.202	69	14.719	1:08.123
69	13.653	1:08.723	5	17.594	1:06.873
99	17.689	1:08.709	99	19.078	1:08.446
5	17.778	1:07.262	26	20.366	1:08.433
26	18.990	1:09.770	72	37.041	1:09.421
72	34.677	1:09.766	6	40.793	1:38.756 P
35	2 LAPS	1:22.842	21	47.641	1:13.642
21	41.056	1:13.832	35	2 LAPS	1:21.813

Weather / Track : Sunny / Dry

Pembrey
 Circuit Length = 1.4560 miles
 Start: 15:03 End: 15:18

Mini Miglia Championship

RACE 12 - CLASSIFICATION

POS	NO	CL	NAME	ENTRY	LAPS	TIME	GAP	DIFF	MPH	BEST	ON
1	11		Kane ASTIN	Mini Miglia	12	13:27.728			77.87	1:06.098	4
2	5		Sarah MUNNS	Mini Miglia	12	13:27.905	0.177	0.177	77.85	1:05.969	3
3	3		Paul THOMPSON	Mini Miglia	12	13:28.016	0.288	0.111	77.84	1:06.143	4
4	2		Colin PEACOCK	Mini Miglia	12	13:31.188	3.460	3.172	77.53	1:06.409	3
5	4		Mark SIMS	Mini Miglia	12	13:31.899	4.171	0.711	77.47	1:06.385	6
6	6		Dave DREW	Mini Miglia	12	13:33.565	5.837	1.666	77.31	1:06.500	4
7	53		Niven BURGE	Mini Miglia	12	13:45.118	17.390	11.553	76.23	1:06.942	8
8	7		David EDGECOMBE	Mini Miglia	12	13:46.187	18.459	1.069	76.13	1:07.475	11
9	99		Mark COWAN	Mini Miglia	12	13:47.409	19.681	1.222	76.01	1:07.156	3
10	69		Tony LEMAY	Mini Miglia	12	13:47.996	20.268	0.587	75.96	1:07.431	3
11	26		Owen STINCHCOMBE	Mini Miglia	12	13:49.308	21.580	1.312	75.84	1:07.649	3
12	55		Michael GREEN	Mini Miglia	12	13:52.913	25.185	3.605	75.51	1:08.162	9
13	21		Aaron SMITH	Mini Miglia	12	14:07.487	39.759	14.574	74.21	1:09.120	12
14	10		Phil HARVEY	Mini Miglia	12	14:08.594	40.866	1.107	74.12	1:09.529	6
15	35		Ian FEATHERSTONE	Mini Miglia	10	14:03.390	2 laps	2 laps	62.14	1:19.221	10
NOT CLASSIFIED											
DNF	20		Endaf OWENS	Mini Miglia	10	11:19.471	2 laps		77.14	1:05.855	3
DNF	72		Robert HOWARD	Mini Miglia	2	3:00.989	10 laps	8 laps	57.92		
FASTEST LAP											
	20		Endaf OWENS	Mini Miglia	3	1:05.855			79.59 mph	128.09 kph	

Weather / Track : Sunny / Dry
 These results are provisional until the conclusion of any judicial and technical matters.

Pembrey
 Circuit Length = 1.4560 miles
 Start: 10:16 End: 10:31

Clerk of Course :	Timekeeper :
-------------------	--------------

Mini Miglia Championship

RACE 12 - LAP CHART

Lap 1			Lap 2			Lap 3			Lap 4			Lap 5		
No	Behind	Laptime	No	Behind	Laptime	No	Behind	Laptime	No	Behind	Laptime	No	Behind	Laptime
5		1:11.838	5		1:06.435	5		1:05.969	5		1:06.263	20		1:06.929
20	0.645	1:12.483	20	0.389	1:06.179	20	0.275	1:05.855	20	0.209	1:06.197	5	0.197	1:07.335
11	1.082	1:12.920	11	1.117	1:06.470	11	1.835	1:06.687	11	1.670	1:06.098	11	0.900	1:06.368
3	1.399	1:13.237	3	1.279	1:06.315	3	2.113	1:06.803	3	1.993	1:06.143	3	1.083	1:06.228
2	2.479	1:14.317	2	2.513	1:06.469	2	2.953	1:06.409	2	3.147	1:06.457	2	2.947	1:06.938
4	2.846	1:14.684	4	3.478	1:07.067	4	4.113	1:06.604	4	4.437	1:06.587	4	3.947	1:06.648
55	3.161	1:14.999	6	3.911	1:06.892	6	4.541	1:06.599	6	4.778	1:06.500	6	4.569	1:06.929
6	3.454	1:15.292	7	5.756	1:07.727	53	7.779	1:07.720	7	10.070	1:08.395	35	1 LAP	1:24.563
7	4.464	1:16.302	53	6.028	1:07.930	7	7.938	1:08.151	99	10.267	1:08.253	7	11.585	1:08.653
53	4.533	1:16.371	55	6.693	1:09.967	99	8.277	1:07.156	53	10.319	1:08.803	99	11.957	1:08.828
99	5.154	1:16.992	99	7.090	1:08.371	69	8.730	1:07.431	69	10.845	1:08.378	53	12.085	1:08.904
69	5.666	1:17.504	69	7.268	1:08.037	26	9.169	1:07.649	26	10.963	1:08.057	69	12.240	1:08.533
26	6.012	1:17.850	26	7.489	1:07.912	55	12.598	1:11.874	55	14.525	1:08.190	26	12.883	1:09.058
10	7.260	1:19.098	21	11.043	1:09.383	10	14.821	1:09.579	21	18.070	1:09.311	55	15.750	1:08.363
21	8.095	1:19.933	10	11.211	1:10.386	21	15.022	1:09.948	10	18.240	1:09.682	21	21.000	1:10.068
35	21.715	1:33.553	35	39.691	1:24.411	35	59.056	1:25.334				10	21.235	1:10.133
72	34.868	1:46.706	72	42.716	1:14.283 P									

Weather / Track : Sunny / Dry

Pembrey
Circuit Length = 1.4560 miles
Start: 10:16 End: 10:31

Mini Miglia Championship

RACE 12 - LAP CHART

Lap 6			Lap 7			Lap 8			Lap 9			Lap 10		
No	Behind	Laptime	No	Behind	Laptime	No	Behind	Laptime	No	Behind	Laptime	No	Behind	Laptime
20		1:07.235	20		1:06.844	20		1:06.761	20		1:06.963	11		1:07.324
5	0.093	1:07.131	5	0.084	1:06.835	11	0.411	1:06.712	11	0.163	1:06.715	5	0.637	1:07.632
11	0.327	1:06.662	11	0.460	1:06.977	5	0.900	1:07.577	5	0.492	1:06.555	3	1.095	1:07.726
3	0.575	1:06.727	3	0.658	1:06.927	3	1.336	1:07.439	3	0.856	1:06.483	2	3.335	1:07.129
2	2.907	1:07.195	2	3.266	1:07.203	2	3.549	1:07.044	2	3.693	1:07.107	4	4.189	1:07.563
4	3.097	1:06.385	4	3.662	1:07.409	4	3.791	1:06.890	4	4.113	1:07.285	6	5.294	1:07.507
6	3.992	1:06.658	6	4.089	1:06.941	6	4.809	1:07.481	6	5.274	1:07.428	20	6.538	1:14.025
7	13.199	1:08.849	53	15.152	1:08.677	53	15.333	1:06.942	53	16.153	1:07.783	35	2 LAPS	1:22.574
53	13.319	1:08.469	7	15.554	1:09.199	7	16.607	1:07.814	7	17.529	1:07.885	53	16.897	1:08.231
99	13.566	1:08.844	99	16.027	1:09.305	99	16.714	1:07.448	99	18.692	1:08.941	7	18.057	1:08.015
69	13.737	1:08.732	69	16.086	1:09.193	69	17.160	1:07.835	69	18.942	1:08.745	99	18.990	1:07.785
26	14.396	1:08.748	26	16.723	1:09.171	26	18.115	1:08.153	26	19.339	1:08.187	69	19.592	1:08.137
55	16.825	1:08.310	55	18.799	1:08.818	55	20.505	1:08.467	55	21.704	1:08.162	26	20.377	1:08.525
21	23.320	1:09.555	21	26.214	1:09.738	10	29.758	1:10.090	21	33.336	1:10.470	55	22.740	1:08.523
10	23.529	1:09.529	10	26.429	1:09.744	21	29.829	1:10.376	10	33.554	1:10.759	21	35.811	1:09.962
35	1 LAP	1:26.530	35	1 LAP	1:19.574	35	1 LAP	1:23.200				10	36.212	1:10.145

Weather / Track : Sunny / Dry

Pembrey
 Circuit Length = 1.4560 miles
 Start: 10:16 End: 10:31

Mini Miglia Championship
RACE 12 - LAP CHART

Lap 11			Lap 12		
No	Behind	Laptime	No	Behind	Laptime
11		1:07.173	11		1:07.622
5	0.218	1:06.754	5	0.177	1:07.581
3	0.464	1:06.542	3	0.288	1:07.446
2	3.241	1:07.079	2	3.460	1:07.841
4	4.425	1:07.409	4	4.171	1:07.368
6	5.661	1:07.540	6	5.837	1:07.798
53	17.342	1:07.618	53	17.390	1:07.670
7	18.359	1:07.475	7	18.459	1:07.722
99	19.508	1:07.691	99	19.681	1:07.795
69	20.168	1:07.749	69	20.268	1:07.722
26	21.145	1:07.941	26	21.580	1:08.057
35	2 LAPS	1:24.430	55	25.185	1:08.616
55	24.191	1:08.624	35	2 LAPS	1:19.221
21	38.261	1:09.623	21	39.759	1:09.120
10	38.886	1:09.847	10	40.866	1:09.602

Weather / Track : Sunny / Dry

Pembrey
 Circuit Length = 1.4560 miles
 Start: 10:16 End: 10:31

Mini Se7en Championship

QUALIFYING - RACE 2 - CLASSIFICATION

POS	NO	CL	NAME	ENTRY	TIME	ON	LAPS	GAP	DIFF	MPH
1	85		Andrew DEVINY	Mini Se7en	1:12.110	4	12			72.68
2	35		Paul SPARK	Mini Se7en	1:12.284	9	10	0.174	0.174	72.51
3	24		James BOWERS COULSON	Mini Se7en	1:12.935	4	12	0.825	0.651	71.86
4	5		Graeme DAVIS	Mini Se7en	1:13.106	6	10	0.996	0.171	71.69
5	37		Gareth HUNT	Mini Se7en	1:13.422	5	12	1.312	0.316	71.38
6	8		Ian DEVINY	Mini Se7en	1:13.450	6	12	1.340	0.028	71.36
7	10		Darren THOMAS	Mini Se7en	1:13.592	5	9	1.482	0.142	71.22
8	6		Nath BURGE	Mini Se7en	1:13.594	6	12	1.484	0.002	71.22
9	91		Julian AFFLECK	Mini Se7en	1:15.429	6	12	3.319	1.835	69.49
10	60		Malcolm KEAT	Mini Se7en	1:15.430	6	12	3.320	0.001	69.48
11	25		Mike RAYNER	Mini Se7en	1:15.887	11	12	3.777	0.457	69.07
12	30		Robb ADDISON	Mini Se7en	1:16.207	10	11	4.097	0.320	68.78
13	95		Julian PROCTOR	Mini Se7en	1:18.506	11	11	6.396	2.299	66.76
14	63		David ROBINSON	Mini Se7en	1:20.206	10	11	8.096	1.700	65.35
15	92		Kevin O'SHEA	Mini Se7en	1:20.256	9	11	8.146	0.050	65.31

Weather / Track : Sunny / Dry

These results are provisional until the conclusion of any judicial and technical matters.

Pembrey

Circuit Length = 1.4560 miles

Start: 09:41 End: 09:57

Clerk of Course :

Timekeeper :

Mini Se7en Championship

QUALIFYING - RACE 2 - LAP ANALYSIS

5	Graeme DAVIS		Mini Se7en			
1 -	1:20.525	+ 7.419	9:42:37.478	6 -	1:13.106	9:48:46.071
2 -	1:15.552	+ 2.446	9:43:53.030	7 -	1:15.606	+ 2.500 9:50:01.677
3 -	1:13.284	+ 0.178	9:45:06.314	8 -	2:33.147	+ 1:20.041 9:52:34.824
4 -	1:13.457	+ 0.351	9:46:19.771	9 -	1:14.157	+ 1.051 9:53:48.981
5 -	1:13.194	+ 0.088	9:47:32.965	10 -	1:19.076 P	+ 5.970 9:55:08.057
6	Nath BURGE		Mini Se7en			
1 -	1:21.946	+ 8.352	9:42:37.092	7 -	1:21.065	+ 7.471 9:50:10.483
2 -	1:15.780	+ 2.186	9:43:52.872	8 -	1:14.157	+ 0.563 9:51:24.640
3 -	1:14.081	+ 0.487	9:45:06.953	9 -	1:17.311	+ 3.717 9:52:41.951
4 -	1:15.101	+ 1.507	9:46:22.054	10 -	1:14.824	+ 1.230 9:53:56.775
5 -	1:13.770	+ 0.176	9:47:35.824	11 -	1:14.351	+ 0.757 9:55:11.126
6 -	1:13.594		9:48:49.418	12 -	1:14.356	+ 0.762 9:56:25.482
8	Ian DEVINY		Mini Se7en			
1 -	1:27.658	+ 14.208	9:42:56.742	7 -	1:14.274	+ 0.824 9:50:26.153
2 -	1:20.110	+ 6.660	9:44:16.852	8 -	1:14.364	+ 0.914 9:51:40.517
3 -	1:14.597	+ 1.147	9:45:31.449	9 -	1:14.270	+ 0.820 9:52:54.787
4 -	1:13.465	+ 0.015	9:46:44.914	10 -	1:14.076	+ 0.626 9:54:08.863
5 -	1:13.515	+ 0.065	9:47:58.429	11 -	1:15.184	+ 1.734 9:55:24.047
6 -	1:13.450		9:49:11.879	12 -	1:14.842	+ 1.392 9:56:38.889
10	Darren THOMAS		Mini Se7en			
1 -	1:18.936	+ 5.344	9:42:39.162	6 -	1:13.623	+ 0.031 9:48:49.126
2 -	1:14.594	+ 1.002	9:43:53.756	7 -	1:14.806	+ 1.214 9:50:03.932
3 -	1:13.792	+ 0.200	9:45:07.548	8 -	1:15.583	+ 1.991 9:51:19.515
4 -	1:14.363	+ 0.771	9:46:21.911	9 -	1:15.018	+ 1.426 9:52:34.533
5 -	1:13.592		9:47:35.503			
24	James BOWERS COULSON		Mini Se7en			
1 -	1:20.053	+ 7.118	9:42:37.982	7 -	1:13.312	+ 0.377 9:49:59.613
2 -	1:15.379	+ 2.444	9:43:53.361	8 -	1:14.313	+ 1.378 9:51:13.926
3 -	1:13.917	+ 0.982	9:45:07.278	9 -	1:13.800	+ 0.865 9:52:27.726
4 -	1:12.935		9:46:20.213	10 -	1:17.527	+ 4.592 9:53:45.253
5 -	1:13.007	+ 0.072	9:47:33.220	11 -	1:15.540	+ 2.605 9:55:00.793
6 -	1:13.081	+ 0.146	9:48:46.301	12 -	1:14.066	+ 1.131 9:56:14.859
25	Mike RAYNER		Mini Se7en			
1 -	1:33.101	+ 17.214	9:42:52.087	7 -	1:15.951	+ 0.064 9:50:55.328
2 -	1:28.149	+ 12.262	9:44:20.236	8 -	1:16.592	+ 0.705 9:52:11.920
3 -	1:23.714	+ 7.827	9:45:43.950	9 -	1:16.721	+ 0.834 9:53:28.641
4 -	1:18.971	+ 3.084	9:47:02.921	10 -	1:16.603	+ 0.716 9:54:45.244
5 -	1:19.397	+ 3.510	9:48:22.318	11 -	1:15.887	9:56:01.131
6 -	1:17.059	+ 1.172	9:49:39.377	12 -	1:16.530	+ 0.643 9:57:17.661
30	Robb ADDISON		Mini Se7en			
1 -	1:29.898	+ 13.691	9:43:04.397	7 -	1:16.222	+ 0.015 9:50:53.531
2 -	1:23.607	+ 7.400	9:44:28.004	8 -	1:18.449	+ 2.242 9:52:11.980
3 -	1:19.595	+ 3.388	9:45:47.599	9 -	1:23.248	+ 7.041 9:53:35.228
4 -	1:16.457	+ 0.250	9:47:04.056	10 -	1:16.207	9:54:51.435
5 -	1:16.977	+ 0.770	9:48:21.033	11 -	1:29.085	+ 12.878 9:56:20.520
6 -	1:16.276	+ 0.069	9:49:37.309			
35	Paul SPARK		Mini Se7en			
1 -	1:37.737	+ 25.453	9:43:10.426	6 -	1:12.381	+ 0.097 9:49:21.106
2 -	1:19.418	+ 7.134	9:44:29.844	7 -	1:12.968	+ 0.684 9:50:34.074
3 -	1:13.852	+ 1.568	9:45:43.696	8 -	1:24.304	+ 12.020 9:51:58.378
4 -	1:12.604	+ 0.320	9:46:56.300	9 -	1:12.284	9:53:10.662
5 -	1:12.425	+ 0.141	9:48:08.725	10 -	1:26.725 P	+ 14.441 9:54:37.387

Weather / Track : Sunny / Dry

Pembrey
Circuit Length = 1.4560 miles
Start: 09:41 End: 09:57

Mini Se7en Championship

QUALIFYING - RACE 2 - LAP ANALYSIS


37	Gareth HUNT		Mini Se7en				
1 -	1:25.117	+ 11.695	9:42:56.065	7 -	1:17.341	+ 3.919	9:50:28.093
2 -	1:18.950	+ 5.528	9:44:15.015	8 -	1:13.501	+ 0.079	9:51:41.594
3 -	1:14.272	+ 0.850	9:45:29.287	9 -	1:13.476	+ 0.054	9:52:55.070
4 -	1:13.724	+ 0.302	9:46:43.011	10 -	1:14.169	+ 0.747	9:54:09.239
5 -	1:13.422		9:47:56.433	11 -	1:14.314	+ 0.892	9:55:23.553
6 -	1:14.319	+ 0.897	9:49:10.752	12 -	1:14.697	+ 1.275	9:56:38.250
60	Malcolm KEAT		Mini Se7en				
1 -	1:29.381	+ 13.951	9:42:54.859	7 -	1:15.941	+ 0.511	9:50:35.422
2 -	1:21.416	+ 5.986	9:44:16.275	8 -	1:16.912	+ 1.482	9:51:52.334
3 -	1:16.499	+ 1.069	9:45:32.774	9 -	1:16.461	+ 1.031	9:53:08.795
4 -	1:15.840	+ 0.410	9:46:48.614	10 -	1:21.734	+ 6.304	9:54:30.529
5 -	1:15.437	+ 0.007	9:48:04.051	11 -	1:16.502	+ 1.072	9:55:47.031
6 -	1:15.430		9:49:19.481	12 -	1:16.033	+ 0.603	9:57:03.064
63	David ROBINSON		Mini Se7en				
1 -	1:32.716	+ 12.510	9:42:54.441	7 -	1:21.038	+ 0.832	9:51:14.039
2 -	1:29.296	+ 9.090	9:44:23.737	8 -	1:23.337	+ 3.131	9:52:37.376
3 -	1:23.614	+ 3.408	9:45:47.351	9 -	1:21.567	+ 1.361	9:53:58.943
4 -	1:23.817	+ 3.611	9:47:11.168	10 -	1:20.206		9:55:19.149
5 -	1:21.047	+ 0.841	9:48:32.215	11 -	1:21.968	+ 1.762	9:56:41.117
6 -	1:20.786	+ 0.580	9:49:53.001				
85	Andrew DEVINY		Mini Se7en				
1 -	1:26.394	+ 14.284	9:42:49.057	7 -	1:55.075	+ 42.965	9:50:45.383
2 -	1:13.379	+ 1.269	9:44:02.436	8 -	1:12.425	+ 0.315	9:51:57.808
3 -	1:12.298	+ 0.188	9:45:14.734	9 -	1:12.696	+ 0.586	9:53:10.504
4 -	1:12.110		9:46:26.844	10 -	1:18.869	+ 6.759	9:54:29.373
5 -	1:12.251	+ 0.141	9:47:39.095	11 -	1:13.060	+ 0.950	9:55:42.433
6 -	1:11.213 P	+ -0.897	9:48:50.308	12 -	1:17.301	+ 5.191	9:56:59.734
91	Julian AFFLECK		Mini Se7en				
1 -	1:30.461	+ 15.032	9:42:54.344	7 -	1:16.164	+ 0.735	9:50:34.985
2 -	1:20.518	+ 5.089	9:44:14.862	8 -	1:15.755	+ 0.326	9:51:50.740
3 -	1:17.556	+ 2.127	9:45:32.418	9 -	1:16.337	+ 0.908	9:53:07.077
4 -	1:15.535	+ 0.106	9:46:47.953	10 -	1:27.582	+ 12.153	9:54:34.659
5 -	1:15.439	+ 0.010	9:48:03.392	11 -	1:22.650	+ 7.221	9:55:57.309
6 -	1:15.429		9:49:18.821	12 -	1:19.961	+ 4.532	9:57:17.270
92	Kevin O'SHEA		Mini Se7en				
1 -	1:34.604	+ 14.348	9:43:01.663	7 -	1:21.429	+ 1.173	9:51:20.599
2 -	1:27.765	+ 7.509	9:44:29.428	8 -	1:21.049	+ 0.793	9:52:41.648
3 -	1:22.843	+ 2.587	9:45:52.271	9 -	1:20.256		9:54:01.904
4 -	1:21.973	+ 1.717	9:47:14.244	10 -	1:20.356	+ 0.100	9:55:22.260
5 -	1:23.963	+ 3.707	9:48:38.207	11 -	1:21.050	+ 0.794	9:56:43.310
6 -	1:20.963	+ 0.707	9:49:59.170				
95	Julian PROCTOR		Mini Se7en				
1 -	1:34.364	+ 15.858	9:43:02.379	7 -	1:18.902	+ 0.396	9:51:06.469
2 -	1:24.345	+ 5.839	9:44:26.724	8 -	1:19.006	+ 0.500	9:52:25.475
3 -	1:21.508	+ 3.002	9:45:48.232	9 -	1:19.652	+ 1.146	9:53:45.127
4 -	1:20.870	+ 2.364	9:47:09.102	10 -	1:21.714	+ 3.208	9:55:06.841
5 -	1:18.909	+ 0.403	9:48:28.011	11 -	1:18.506		9:56:25.347
6 -	1:19.556	+ 1.050	9:49:47.567				

Weather / Track : Sunny / Dry

Pembrey
Circuit Length = 1.4560 miles
Start: 09:41 End: 09:57

Mini Se7en Championship

RACE 2 - GRID

ROW 8	1:20.256 92 Kevin O'SHEA	1:20.206 63 David ROBINSON
ROW 7	1:18.506 95 Julian PROCTOR	1:16.207 30 Robb ADDISON
ROW 6	1:15.887 25 Mike RAYNER	1:15.430 60 Malcolm KEAT
ROW 5	1:15.429 91 Julian AFFLECK	1:13.594 6 Nath BURGE
ROW 4	1:13.592 10 Darren THOMAS	1:13.450 8 Ian DEVINY
ROW 3	1:13.422 37 Gareth HUNT	1:13.106 5 Graeme DAVIS
ROW 2	1:12.935 24 James BOWERS COULSON	1:12.284 35 Paul SPARK
ROW 1	1:12.110 85 Andrew DEVINY	
Pole		
		

Pembrey
Circuit Length = 1.4560 miles


These results are provisional until the conclusion of any judicial and technical matters.

Clerk of Course :

Timekeeper :

Mini Se7en Championship

RACE 10 - GRID

ROW 8	1:20.786 63 David ROBINSON	1:20.356 92 Kevin O'SHEA
ROW 7	1:18.902 95 Julian PROCTOR	1:16.222 30 Robb ADDISON
ROW 6	1:15.951 25 Mike RAYNER	1:15.439 91 Julian AFFLECK
ROW 5	1:15.437 60 Malcolm KEAT	1:13.770 6 Nath BURGE
ROW 4	1:13.623 10 Darren THOMAS	1:13.476 37 Gareth HUNT
ROW 3	1:13.465 8 Ian DEVINY	1:13.194 5 Graeme DAVIS
ROW 2	1:13.007 24 James BOWERS COULSON	1:12.381 35 Paul SPARK
ROW 1	1:12.251 85 Andrew DEVINY	
Pole		
		

Pembrey
Circuit Length = 1.4560 miles

These results are provisional until the conclusion of any judicial and technical matters.

Clerk of Course :

Timekeeper :

Mini Se7en Championship

RACE 2 - CLASSIFICATION

POS	NO	CL	NAME	ENTRY	LAPS	TIME	GAP	DIFF	MPH	BEST	ON
1	35		Paul SPARK	Mini Se7en	12	14:42.902			71.24	1:11.716	2
2	5		Graeme DAVIS	Mini Se7en	12	14:57.381	14.479	14.479	70.09	1:13.286	2
3	37		Gareth HUNT	Mini Se7en	12	14:57.570	14.668	0.189	70.07	1:13.089	3
4	8		Ian DEVINY	Mini Se7en	12	14:57.919	15.017	0.349	70.04	1:13.357	4
5	6		Nath BURGE	Mini Se7en	12	14:58.784	15.882	0.865	69.98	1:13.166	5
6	24		James BOWERS COULSON	Mini Se7en	12	14:59.050	16.148	0.266	69.96	1:13.308	5
7	30		Robb ADDISON	Mini Se7en	12	15:16.162	33.260	17.112	68.65	1:14.820	2
8	60		Malcolm KEAT	Mini Se7en	12	15:24.496	41.594	8.334	68.03	1:15.937	7
9	91		Julian AFFLECK	Mini Se7en	12	15:25.033	42.131	0.537	67.99	1:15.577	2
10	25		Mike RAYNER	Mini Se7en	12	15:31.486	48.584	6.453	67.52	1:15.819	7
11	63		David ROBINSON	Mini Se7en	11	14:56.930	1 lap	1 lap	64.28	1:19.953	6
12	92		Kevin O'SHEA	Mini Se7en	11	15:01.419	1 lap	4.489	63.96	1:20.519	8
NOT CLASSIFIED											
DNF	85		Andrew DEVINY	Mini Se7en	9	11:06.494	3 laps	2 laps	70.77	1:12.381	3
DNF	10		Darren THOMAS	Mini Se7en	8	9:58.918	4 laps	1 lap	70.01	1:13.231	2
FASTEST LAP											
	35		Paul SPARK	Mini Se7en	2	1:11.716		73.08 mph		117.62 kph	

Weather / Track : Sunny / Dry
 These results are provisional until the conclusion of any judicial and technical matters.

Pembrey
 Circuit Length = 1.4560 miles
 Start: 14:00 End: 14:15

Clerk of Course :	Timekeeper :
-------------------	--------------

Mini Se7en Championship

RACE 2 - LAP CHART

Lap 1			Lap 2			Lap 3			Lap 4			Lap 5		
No	Behind	Laptime	No	Behind	Laptime	No	Behind	Laptime	No	Behind	Laptime	No	Behind	Laptime
85		1:19.523	85		1:12.468	85		1:12.381	35		1:13.167	35		1:12.723
35	1.034	1:20.557	35	0.282	1:11.716	35	0.213	1:12.312	85	0.323	1:13.703	85	0.490	1:12.890
24	1.294	1:20.817	24	2.522	1:13.696	5	4.235	1:13.751	10	4.659	1:13.675	10	5.575	1:13.639
5	2.047	1:21.570	5	2.865	1:13.286	24	4.255	1:14.114	5	4.957	1:14.102	5	5.837	1:13.603
10	2.651	1:22.174	10	3.414	1:13.231	10	4.364	1:13.331	24	5.509	1:14.634	24	6.094	1:13.308
37	3.343	1:22.866	37	4.443	1:13.568	37	5.151	1:13.089	37	5.927	1:14.156	37	6.716	1:13.512
8	3.668	1:23.191	8	5.224	1:14.024	8	6.255	1:13.412	8	6.232	1:13.357	8	7.009	1:13.500
6	3.819	1:23.342	6	5.403	1:14.052	6	6.483	1:13.461	6	6.772	1:13.669	6	7.215	1:13.166
60	5.537	1:25.060	60	9.206	1:16.137	60	12.827	1:16.002	60	15.507	1:16.060	60	18.733	1:15.949
91	6.418	1:25.941	91	9.527	1:15.577	30	13.022	1:15.502	30	15.701	1:16.059	30	18.815	1:15.837
30	7.549	1:27.072	30	9.901	1:14.820	91	13.315	1:16.169	91	16.193	1:16.258	91	19.146	1:15.676
25	8.649	1:28.172	25	13.432	1:17.251	25	19.033	1:17.982	25	22.617	1:16.964	25	26.305	1:16.411
92	12.106	1:31.629	92	20.433	1:20.795	92	29.144	1:21.092	92	37.051	1:21.287	92	44.904	1:20.576
63	13.513	1:33.036	63	21.032	1:19.987	63	29.646	1:20.995	63	37.425	1:21.159	63	45.315	1:20.613

Weather / Track : Sunny / Dry

Pembrey
Circuit Length = 1.4560 miles
Start: 14:00 End: 14:15

Mini Se7en Championship

RACE 2 - LAP CHART

Lap 6			Lap 7			Lap 8			Lap 9			Lap 10		
No	Behind	Laptime	No	Behind	Laptime	No	Behind	Laptime	No	Behind	Laptime	No	Behind	Laptime
35		1:12.774	35		1:13.245	35		1:13.132	35		1:13.215	35		1:13.594
85	0.314	1:12.598	85	0.281	1:13.212	85	2.217	1:15.068	85	3.653	1:14.651 P	63	1 LAP	1:20.395
5	7.789	1:14.726	5	8.926	1:14.382	10	9.292	1:12.147 P	5	11.810	1:14.826	92	1 LAP	1:20.623
24	8.110	1:14.790	24	9.228	1:14.363	5	10.199	1:14.405	24	11.994	1:14.594	5	12.435	1:14.219
37	8.476	1:14.534	37	9.922	1:14.691	24	10.615	1:14.519	37	12.422	1:13.683	37	13.414	1:14.586
10	8.523	1:15.722	10	10.277	1:14.999	6	11.914	1:14.354	6	12.737	1:14.038	24	13.534	1:15.134
8	8.718	1:14.483	6	10.692	1:15.034	37	11.954	1:15.164	8	13.197	1:14.150	6	13.653	1:14.510
6	8.903	1:14.462	8	11.134	1:15.661	8	12.262	1:14.260	30	27.391	1:15.081	8	13.857	1:14.254
30	21.627	1:15.586	30	23.436	1:15.054	30	25.525	1:15.221	60	32.698	1:16.677	30	29.097	1:15.300
60	22.395	1:16.436	60	25.087	1:15.937	60	29.236	1:17.281	91	33.235	1:16.895	60	35.438	1:16.334
91	22.935	1:16.563	91	25.349	1:15.659	91	29.555	1:17.338	25	38.170	1:16.167	91	36.064	1:16.423
25	29.529	1:15.998	25	32.103	1:15.819	25	35.218	1:16.247				25	41.613	1:17.037
63	52.494	1:19.953	63	59.640	1:20.391	63	1:06.568	1:20.060						
92	53.182	1:21.052	92	1:00.880	1:20.943	92	1:08.267	1:20.519						

Weather / Track : Sunny / Dry

Pembrey
Circuit Length = 1.4560 miles
Start: 14:00 End: 14:15

Mini Se7en Championship
RACE 2 - LAP CHART

Lap 11			Lap 12		
No	Behind	Laptime	No	Behind	Laptime
35		1:13.418	35		1:13.049
63	1 LAP	1:20.205	63	1 LAP	1:20.136
92	1 LAP	1:20.912	5	14.479	1:14.274
5	13.254	1:14.237	37	14.668	1:13.886
37	13.831	1:13.835	8	15.017	1:13.887
8	14.179	1:13.740	6	15.882	1:14.329
6	14.602	1:14.367	24	16.148	1:14.226
24	14.971	1:14.855	92	1 LAP	1:21.991
30	30.797	1:15.118	30	33.260	1:15.512
60	37.980	1:15.960	60	41.594	1:16.663
91	38.405	1:15.759	91	42.131	1:16.775
25	44.526	1:16.331	25	48.584	1:17.107

Weather / Track : Sunny / Dry

Pembrey
 Circuit Length = 1.4560 miles
 Start: 14:00 End: 14:15

Mini Se7en Championship

RACE 10 - CLASSIFICATION

POS	NO	CL	NAME	ENTRY	LAPS	TIME	GAP	DIFF	MPH	BEST	ON
1	35		Paul SPARK	Mini Se7en	12	14:40.474			71.43	1:12.363	2
2	5		Graeme DAVIS	Mini Se7en	12	14:45.794	5.320	5.320	71.00	1:12.730	7
3	24		James BOWERS COULSON	Mini Se7en	12	14:46.855	6.381	1.061	70.92	1:12.734	3
4	10		Darren THOMAS	Mini Se7en	12	14:52.151	11.677	5.296	70.50	1:12.472	3
5	8		Ian DEVINY	Mini Se7en	12	14:52.504	12.030	0.353	70.47	1:12.540	4
6	37		Gareth HUNT	Mini Se7en	12	14:52.591	12.117	0.087	70.46	1:12.743	5
7	6		Nath BURGE	Mini Se7en	12	14:56.381	15.907	3.790	70.16	1:13.117	4
8	91		Julian AFFLECK	Mini Se7en	12	15:23.141	42.667	26.760	68.13	1:15.312	2
9	60		Malcolm KEAT	Mini Se7en	12	15:24.119	43.645	0.978	68.06	1:15.773	12
10	92		Kevin O'SHEA	Mini Se7en	11	14:50.911	1 lap	1 lap	64.71	1:18.945	11
11	63		David ROBINSON	Mini Se7en	11	14:55.294	1 lap	4.383	64.40	1:19.201	2
12	25		Mike RAYNER	Mini Se7en	11	15:01.314	1 lap	6.020	63.97	1:15.513	8
NOT CLASSIFIED											
DNF	30		Robb ADDISON	Mini Se7en	9	11:14.433	3 laps	2 laps	69.94	1:13.445	3
DNF	95		Julian PROCTOR	Mini Se7en	7	9:09.896	5 laps	2 laps	66.72	1:15.584	6
FASTEST LAP											
	35		Paul SPARK	Mini Se7en	2	1:12.363			72.43 mph	116.57 kph	

Weather / Track : Sunny / Dry
 These results are provisional until the conclusion of any judicial and technical matters.

Pembrey
 Circuit Length = 1.4560 miles
 Start: 09:17 End: 09:33

Clerk of Course :		Timekeeper :	
-------------------	--	--------------	--

Mini Se7en Championship
RACE 10 - LAP CHART

Lap 1			Lap 2			Lap 3			Lap 4			Lap 5		
No	Behind	Laptime	No	Behind	Laptime	No	Behind	Laptime	No	Behind	Laptime	No	Behind	Laptime
35		1:19.096	35		1:12.363	35		1:12.476	35		1:12.672	35		1:12.958
5	1.228	1:20.324	5	1.884	1:13.019	5	2.514	1:13.106	5	3.069	1:13.227	5	3.137	1:13.026
24	2.587	1:21.683	24	3.186	1:12.962	24	3.444	1:12.734	24	3.507	1:12.735	24	3.339	1:12.790
10	3.540	1:22.636	10	3.979	1:12.802	10	3.975	1:12.472	10	4.134	1:12.831	10	4.336	1:13.160
37	3.712	1:22.808	8	4.395	1:13.031	8	4.652	1:12.733	8	4.520	1:12.540	8	4.717	1:13.155
8	3.727	1:22.823	30	5.683	1:13.880	30	6.652	1:13.445	37	7.480	1:13.021	37	7.265	1:12.743
30	4.166	1:23.262	37	6.485	1:15.136	37	7.131	1:13.122	30	8.298	1:14.318	30	8.965	1:13.625
6	4.321	1:23.417	6	8.095	1:16.137	6	8.979	1:13.360	6	9.424	1:13.117	6	9.645	1:13.179
91	6.687	1:25.783	91	9.636	1:15.312	91	13.008	1:15.848	91	16.186	1:15.850	91	19.479	1:16.251
60	7.537	1:26.633	60	11.668	1:16.494	60	15.610	1:16.418	60	19.493	1:16.555	60	22.705	1:16.170
25	10.376	1:29.472	95	15.975	1:16.728	95	20.059	1:16.560	95	23.860	1:16.473	95	27.123	1:16.221
95	11.610	1:30.706	25	16.443	1:18.430	25	20.611	1:16.644	92	34.995	1:20.964	92	42.149	1:20.112
92	12.172	1:31.268	92	19.319	1:19.510	92	26.703	1:19.860	63	35.479	1:20.745	63	42.504	1:19.983
63	13.558	1:32.654	63	20.396	1:19.201	63	27.406	1:19.486	25	1:07.956	2:00.017	25	1:11.518	1:16.520

Weather / Track : Sunny / Dry

Pembrey
 Circuit Length = 1.4560 miles
 Start: 09:17 End: 09:33

Mini Se7en Championship

RACE 10 - LAP CHART

Lap 6			Lap 7			Lap 8			Lap 9			Lap 10		
No	Behind	Laptime	No	Behind	Laptime	No	Behind	Laptime	No	Behind	Laptime	No	Behind	Laptime
35		1:12.745	35		1:13.014	35		1:13.190	35		1:12.831	35		1:12.907
5	3.294	1:12.902	5	3.010	1:12.730	5	3.044	1:13.224	5	3.528	1:13.315	5	4.084	1:13.463
24	3.627	1:13.033	24	3.799	1:13.186	24	3.611	1:13.002	24	4.188	1:13.408	24	4.570	1:13.289
10	4.600	1:13.009	25	1 LAP	1:19.209	10	5.834	1:13.790	10	6.997	1:13.994	10	8.375	1:14.285
8	4.979	1:13.007	10	5.234	1:13.648	8	6.395	1:14.145	8	7.363	1:13.799	8	8.990	1:14.534
37	7.332	1:12.812	8	5.440	1:13.475	37	7.007	1:12.831	37	7.481	1:13.305	37	9.105	1:14.531
6	10.311	1:13.411	37	7.366	1:13.048	25	1 LAP	1:16.450	25	1 LAP	1:15.513	6	13.385	1:13.770
30	10.505	1:14.285	6	11.506	1:14.209	6	11.677	1:13.361	6	12.522	1:13.676	25	1 LAP	1:16.538
91	23.364	1:16.630	30	11.889	1:14.398	30	12.353	1:13.654	30	13.088	1:13.566	91	36.041	1:16.190
60	25.793	1:15.833	91	26.280	1:15.930	91	28.997	1:15.907	91	32.758	1:16.592	60	38.075	1:15.982
95	29.962	1:15.584	60	29.003	1:16.224	60	31.825	1:16.012	60	35.000	1:16.006			
63	49.812	1:20.053	95	34.572	1:17.624	63	1:03.594	1:19.596	92	1:11.253	1:20.132			
92	50.206	1:20.802	63	57.188	1:20.390	92	1:03.952	1:19.511	63	1:11.483	1:20.720			
			92	57.631	1:20.439									

Weather / Track : Sunny / Dry

Pembrey
 Circuit Length = 1.4560 miles
 Start: 09:17 End: 09:33

Mini Se7en Championship
RACE 10 - LAP CHART

Lap 11			Lap 12		
No	Behind	Laptime	No	Behind	Laptime
35		1:12.867	35		1:13.355
92	1 LAP	1:19.368	5	5.320	1:13.807
5	4.868	1:13.651	24	6.381	1:13.899
24	5.837	1:14.134	92	1 LAP	1:18.945
63	1 LAP	1:21.946	10	11.677	1:14.872
10	10.160	1:14.652	8	12.030	1:14.976
8	10.409	1:14.286	37	12.117	1:14.373
37	11.099	1:14.861	63	1 LAP	1:20.520
6	14.223	1:13.705	6	15.907	1:15.039
25	1 LAP	1:16.065	25	1 LAP	1:16.456
91	39.868	1:16.694	91	42.667	1:16.154
60	41.227	1:16.019	60	43.645	1:15.773

Weather / Track : Sunny / Dry

Pembrey
 Circuit Length = 1.4560 miles
 Start: 09:17 End: 09:33

Autosport Young Guns

QUALIFYING - RACE 7 - CLASSIFICATION

POS	NO	CL	NAME	ENTRY	TIME	ON	LAPS	GAP	DIFF	MPH
1	16		Max CORNELIUS	JKS F75	56.050	4	19			93.51
2	4		Patryk SZCZARBINSKI	JKS F75	56.169	8	20	0.119	0.119	93.31
3	14		Leopold RINGBOM	JKS F75	56.626	5	19	0.576	0.457	92.56
4	6		Anton SPIRES	JKS F75	57.131	9	19	1.081	0.505	91.74
5	5		James NUTBROWN	JKS F75	57.275	8	19	1.225	0.144	91.51
6	33		Jake RATTENBURY	JKS F75	58.408	17	17	2.358	1.133	89.74

Weather / Track : Sunny / Dry

These results are provisional until the conclusion of any judicial and technical matters.

Pembrey

Circuit Length = 1.4560 miles

Start: 11:44 End: 12:08

Clerk of Course :

Timekeeper :

Autosport Young Guns

QUALIFYING - RACE 7 - LAP ANALYSIS

4	Patryk SZCZERBINSKI			JKS F75			
1 -	1:07.899	+ 11.730	11:45:57.000	11 -	56.382	+ 0.213	11:59:57.668
2 -	1:05.195	+ 9.026	11:47:02.195	12 -	58.119	+ 1.950	12:00:55.787
3 -	56.748	+ 0.579	11:47:58.943	13 -	59.943	+ 3.774	12:01:55.730
4 -	57.219	+ 1.050	11:48:56.162	14 -	56.214	+ 0.045	12:02:51.944
5 -	56.874	+ 0.705	11:49:53.036	15 -	56.241	+ 0.072	12:03:48.185
6 -	56.575	+ 0.406	11:50:49.611	16 -	56.282	+ 0.113	12:04:44.467
7 -	56.446	+ 0.277	11:51:46.057	17 -	56.629	+ 0.460	12:05:41.096
8 -	56.169		11:52:42.226	18 -	56.658	+ 0.489	12:06:37.754
9 -	57.337	+ 1.168	11:53:39.563	19 -	57.395	+ 1.226	12:07:35.149
10 -	5:21.723	+ 4:25.554	11:59:01.286	20 -	56.523	+ 0.354	12:08:31.672
5	James NUTBROWN			JKS F75			
1 -	1:12.561	+ 15.286	11:45:54.232	11 -	58.567	+ 1.292	12:00:31.905
2 -	1:04.462	+ 7.187	11:46:58.694	12 -	57.900	+ 0.625	12:01:29.805
3 -	59.522	+ 2.247	11:47:58.216	13 -	57.428	+ 0.153	12:02:27.233
4 -	57.713	+ 0.438	11:48:55.929	14 -	57.743	+ 0.468	12:03:24.976
5 -	58.036	+ 0.761	11:49:53.965	15 -	58.171	+ 0.896	12:04:23.147
6 -	57.705	+ 0.430	11:50:51.670	16 -	57.624	+ 0.349	12:05:20.771
7 -	57.343	+ 0.068	11:51:49.013	17 -	57.403	+ 0.128	12:06:18.174
8 -	57.275		11:52:46.288	18 -	57.869	+ 0.594	12:07:16.043
9 -	57.297	+ 0.022	11:53:43.585	19 -	57.626	+ 0.351	12:08:13.669
10 -	5:49.753	+ 4:52.478	11:59:33.338				
6	Anton SPIRES			JKS F75			
1 -	1:05.133	+ 8.002	11:45:41.322	11 -	58.846	+ 1.715	12:00:32.650
2 -	1:00.010	+ 2.879	11:46:41.332	12 -	58.011	+ 0.880	12:01:30.661
3 -	58.266	+ 1.135	11:47:39.598	13 -	57.589	+ 0.458	12:02:28.250
4 -	59.267	+ 2.136	11:48:38.865	14 -	57.550	+ 0.419	12:03:25.800
5 -	58.860	+ 1.729	11:49:37.725	15 -	57.925	+ 0.794	12:04:23.725
6 -	57.540	+ 0.409	11:50:35.265	16 -	59.277	+ 2.146	12:05:23.002
7 -	57.325	+ 0.194	11:51:32.590	17 -	1:01.602	+ 4.471	12:06:24.604
8 -	57.150	+ 0.019	11:52:29.740	18 -	57.694	+ 0.563	12:07:22.298
9 -	57.131		11:53:26.871	19 -	58.737	+ 1.606	12:08:21.035
10 -	6:06.933	+ 5:09.802	11:59:33.804				
14	Leopold RINGBOM			JKS F75			
1 -	1:09.446	+ 12.820	11:46:08.977	11 -	57.684	+ 1.058	12:00:50.893
2 -	1:02.455	+ 5.829	11:47:11.432	12 -	58.065	+ 1.439	12:01:48.958
3 -	58.814	+ 2.188	11:48:10.246	13 -	56.992	+ 0.366	12:02:45.950
4 -	56.686	+ 0.060	11:49:06.932	14 -	57.165	+ 0.539	12:03:43.115
5 -	56.626		11:50:03.558	15 -	57.257	+ 0.631	12:04:40.372
6 -	57.119	+ 0.493	11:51:00.677	16 -	57.400	+ 0.774	12:05:37.772
7 -	56.865	+ 0.239	11:51:57.542	17 -	1:01.005	+ 4.379	12:06:38.777
8 -	56.761	+ 0.135	11:52:54.303	18 -	57.397	+ 0.771	12:07:36.174
9 -	57.088	+ 0.462	11:53:51.391	19 -	57.045	+ 0.419	12:08:33.219
10 -	6:01.818	+ 5:05.192	11:59:53.209				
16	Max CORNELIUS			JKS F75			
1 -	1:10.527	+ 14.477	11:46:02.551	11 -	56.504	+ 0.454	12:00:45.100
2 -	1:06.768	+ 10.718	11:47:09.319	12 -	56.245	+ 0.195	12:01:41.345
3 -	57.426	+ 1.376	11:48:06.745	13 -	57.083	+ 1.033	12:02:38.428
4 -	56.050		11:49:02.795	14 -	56.205	+ 0.155	12:03:34.633
5 -	56.065	+ 0.015	11:49:58.860	15 -	56.232	+ 0.182	12:04:30.865
6 -	56.055	+ 0.005	11:50:54.915	16 -	56.330	+ 0.280	12:05:27.195
7 -	56.395	+ 0.345	11:51:51.310	17 -	56.076	+ 0.026	12:06:23.271
8 -	56.220	+ 0.170	11:52:47.530	18 -	56.939	+ 0.889	12:07:20.210
9 -	56.527	+ 0.477	11:53:44.057	19 -	56.455	+ 0.405	12:08:16.665
10 -	6:04.539	+ 5:08.489	11:59:48.596				
33	Jake RATTENBURY			JKS F75			
1 -	1:27.664	+ 29.256	11:46:32.135	10 -	59.735	+ 1.327	12:01:26.127

Weather / Track : Sunny / Dry

Pembrey
Circuit Length = 1.4560 miles
Start: 11:44 End: 12:08

Autosport Young Guns

QUALIFYING - RACE 7 - LAP ANALYSIS

2 -	1:05.403	+ 6.995	11:47:37.538	11 -	59.308	+ 0.900	12:02:25.435
3 -	1:00.866	+ 2.458	11:48:38.404	12 -	58.744	+ 0.336	12:03:24.179
4 -	1:02.284	+ 3.876	11:49:40.688	13 -	58.968	+ 0.560	12:04:23.147
5 -	59.685	+ 1.277	11:50:40.373	14 -	59.555	+ 1.147	12:05:22.702
6 -	59.632	+ 1.224	11:51:40.005	15 -	58.632	+ 0.224	12:06:21.334
7 -	59.710	+ 1.302	11:52:39.715	16 -	59.348	+ 0.940	12:07:20.682
8 -	1:00.819	+ 2.411	11:53:40.534	17 -	58.408		12:08:19.090
9 -	6:45.858	+ 5:47.450	12:00:26.392				


Weather / Track : Sunny / Dry

Pembrey
Circuit Length = 1.4560 miles
Start: 11:44 End: 12:08

Autosport Young Guns

RACE 7 - GRID

ROW 3	57.275 5 James NUTBROWN	58.408 33 Jake RATTENBURY
ROW 2	56.626 14 Leopold RINGBOM	57.131 6 Anton SPIRES
ROW 1	56.050 16 Max CORNELIUS	56.169 4 Patryk SZCZERBINSKI
Pole		



Pembrey
Circuit Length = 1.4560 miles

These results are provisional until the conclusion of any judicial and technical matters.


Clerk of Course :

Timekeeper :

Autosport Young Guns
RACE 17 - GRID

ROW 3	57.297 5 James NUTBROWN	58.632 33 Jake RATTENBURY
ROW 2	56.686 14 Leopold RINGBOM	57.150 6 Anton SPIRES
ROW 1	56.055 16 Max CORNELIUS	56.214 4 Patryk SZCZEBINSKI

Pole



Pembrey
Circuit Length = 1.4560 miles


These results are provisional until the conclusion of any judicial and technical matters.

Clerk of Course :

Timekeeper :

Autosport Young Guns
RACE 23 - GRID

ROW 3	57.343 5 James NUTBROWN	58.744 33 Jake RATTENBURY
ROW 2	56.761 14 Leopold RINGBOM	57.325 6 Anton SPIRES
ROW 1	56.065 16 Max CORNELIUS	56.241 4 Patryk SZCZERBINSKI
Pole		



Pembrey
Circuit Length = 1.4560 miles

These results are provisional until the conclusion of any judicial and technical matters.

Clerk of Course :		Timekeeper :
-------------------	--	--------------

Autosport Young Guns

RACE 7 - CLASSIFICATION

POS	NO	CL	NAME	ENTRY	LAPS	TIME	GAP	DIFF	MPH	BEST	ON
1	16		Max CORNELIUS	JKS F75	21	19:53.788			92.20	56.199	11
2	4		Patryk SZCZERBINSKI	JKS F75	21	19:56.380	2.592	2.592	92.00	56.345	16
3	5		James NUTBROWN	JKS F75	21	20:24.356	30.568	27.976	89.90	57.225	11
4	33		Jake RATTENBURY	JKS F75	21	20:30.552	36.764	6.196	89.45	57.732	6
5	6		Anton SPIRES	JKS F75	21	20:31.064	37.276	0.512	89.41	56.937	14
NOT CLASSIFIED											
DNF	14		Leopold RINGBOM	JKS F75	7	6:59.048	14 laps	14 laps	87.55	57.092	3
FASTEST LAP											
	16		Max CORNELIUS	JKS F75	11	56.199			93.26 mph	150.10 kph	

Weather / Track : Sunny / Dry
 These results are provisional until the conclusion of any judicial and technical matters.

Pembrey
 Circuit Length = 1.4560 miles
 Start: 16:38 End: 16:59

Clerk of Course :		Timekeeper :
-------------------	--	--------------

Autosport Young Guns
RACE 7 - LAP CHART

Lap 1			Lap 2			Lap 3			Lap 4			Lap 5		
No	Behind	Laptime	No	Behind	Laptime	No	Behind	Laptime	No	Behind	Laptime	No	Behind	Laptime
16		1:02.701	16		56.900	16		56.539	16		56.493	16		56.453
14	1.079	1:03.780	4	1.632	57.348	4	1.839	56.746	4	1.850	56.504	4	1.935	56.538
4	1.184	1:03.885	14	3.344	59.165	14	3.897	57.092	14	4.818	57.414	14	6.994	58.629
33	3.100	1:05.801	33	7.271	1:01.071	5	9.283	58.424	5	10.565	57.775	5	11.652	57.540
5	4.032	1:06.733	5	7.398	1:00.266	33	10.017	59.285	33	12.233	58.709	33	13.968	58.188
6	15.241	1:17.942	6	17.883	59.542	6	20.602	59.258	6	22.297	58.188	6	24.028	58.184

Weather / Track : Sunny / Dry

Pembrey
 Circuit Length = 1.4560 miles
 Start: 16:38 End: 16:59

**Autosport Young Guns
RACE 7 - LAP CHART**

Lap 6			Lap 7			Lap 8			Lap 9			Lap 10		
No	Behind	Laptime	No	Behind	Laptime	No	Behind	Laptime	No	Behind	Laptime	No	Behind	Laptime
16		56.505	16		56.519	16		56.562	16		56.418	16		56.476
4	2.158	56.728	4	2.425	56.786	4	2.403	56.540	4	2.406	56.421	4	2.705	56.775
14	8.434	57.945	5	14.449	57.953	5	15.323	57.436	5	16.751	57.846	5	17.807	57.532
5	13.015	57.868	14	16.938	1:05.023 P	33	18.826	58.236	33	20.380	57.972	33	21.659	57.755
33	15.195	57.732	33	17.152	58.476	6	27.600	57.531	6	29.068	57.886	6	30.400	57.808
6	25.536	58.013	6	26.631	57.614									

Weather / Track : Sunny / Dry

Pembrey
Circuit Length = 1.4560 miles
Start: 16:38 End: 16:59

Autosport Young Guns
RACE 7 - LAP CHART

Lap 11			Lap 12			Lap 13			Lap 14			Lap 15		
No	Behind	Laptime	No	Behind	Laptime	No	Behind	Laptime	No	Behind	Laptime	No	Behind	Laptime
16		56.199	16		56.809	16		56.501	16		56.435	16		56.422
4	2.933	56.427	4	2.705	56.581	4	2.808	56.604	4	2.830	56.457	4	2.904	56.496
5	18.833	57.225	5	19.661	57.637	5	20.765	57.605	5	22.334	58.004	5	23.742	57.830
33	23.483	58.023	33	25.058	58.384	33	26.774	58.217	33	28.457	58.118	33	29.858	57.823
6	31.524	57.323	6	32.132	57.417	6	32.637	57.006	6	33.139	56.937	6	33.718	57.001

Weather / Track : Sunny / Dry

Pembrey
 Circuit Length = 1.4560 miles
 Start: 16:38 End: 16:59

**Autosport Young Guns
RACE 7 - LAP CHART**

Lap 16			Lap 17			Lap 18			Lap 19			Lap 20		
No	Behind	Laptime	No	Behind	Laptime	No	Behind	Laptime	No	Behind	Laptime	No	Behind	Laptime
16		56.464	16		56.470	16		56.600	16		56.734	16		56.756
4	2.785	56.345	4	2.946	56.631	4	2.766	56.420	4	2.705	56.673	4	2.451	56.502
5	25.057	57.779	5	26.334	57.747	5	27.469	57.735	5	28.778	58.043	5	29.833	57.811
33	31.126	57.732	33	32.472	57.816	33	33.678	57.806	33	34.682	57.738	33	35.802	57.876
6	34.537	57.283	6	35.454	57.387	6	35.808	56.954	6	36.045	56.971	6	36.674	57.385

Weather / Track : Sunny / Dry

Pembrey
Circuit Length = 1.4560 miles
Start: 16:38 End: 16:59

Autosport Young Guns

RACE 7 - LAP CHART

Lap 21		
No	Behind	Laptime
16		56.832
4	2.592	56.973
5	30.568	57.567
33	36.764	57.794
6	37.276	57.434

Weather / Track : Sunny / Dry

Pembrey
Circuit Length = 1.4560 miles
Start: 16:38 End: 16:59

Autosport Young Guns

RACE 17 - CLASSIFICATION

POS	NO	CL	NAME	ENTRY	LAPS	TIME	GAP	DIFF	MPH	BEST	ON
1	16		Max CORNELIUS	JKS F75	21	20:03.482			91.46	56.482	12
2	4		Patryk SZCZERBINSKI	JKS F75	21	20:07.275	3.793	3.793	91.17	56.630	15
3	33		Jake RATTENBURY	JKS F75	21	20:26.221	22.739	18.946	89.76	57.565	18
4	6		Anton SPIRES	JKS F75	21	20:29.644	26.162	3.423	89.51	57.310	17
5	5		James NUTBROWN	JKS F75	21	20:30.200	26.718	0.556	89.47	57.550	6
NOT CLASSIFIED											
DNF	14		Leopold RINGBOM	JKS F75	15	15:15.879	6 laps	6 laps	85.84	56.822	8
FASTEST LAP											
	16		Max CORNELIUS	JKS F75	12	56.482			92.80 mph	149.34 kph	

Weather / Track : Sunny / Dry
 These results are provisional until the conclusion of any judicial and technical matters.

Pembrey
 Circuit Length = 1.4560 miles
 Start: 13:20 End: 13:41

Clerk of Course :		Timekeeper :
-------------------	--	--------------

Autosport Young Guns
RACE 17 - LAP CHART

Lap 1			Lap 2			Lap 3			Lap 4			Lap 5		
No	Behind	Laptime	No	Behind	Laptime	No	Behind	Laptime	No	Behind	Laptime	No	Behind	Laptime
16		1:02.624	16		57.832	4		57.323	4		56.973	4		56.950
4	0.971	1:03.595	4	0.337	57.198	14	0.426	57.410	14	0.637	57.184	14	0.672	56.985
14	1.363	1:03.987	14	0.676	57.145	16	0.732	58.392	16	0.874	57.115	16	1.095	57.171
33	3.368	1:05.992	33	4.209	58.673	33	4.700	58.151	33	5.791	58.064	33	6.854	58.013
5	3.692	1:06.316	5	4.713	58.853	5	5.632	58.579	5	6.507	57.848	5	7.537	57.980
6	3.894	1:06.518	6	5.192	59.130	6	6.543	59.011	6	8.069	58.499	6	9.088	57.969

Weather / Track : Sunny / Dry

Pembrey
 Circuit Length = 1.4560 miles
 Start: 13:20 End: 13:41

Autosport Young Guns
RACE 17 - LAP CHART

Lap 6			Lap 7			Lap 8			Lap 9			Lap 10		
No	Behind	Laptime	No	Behind	Laptime	No	Behind	Laptime	No	Behind	Laptime	No	Behind	Laptime
4		57.020	4		56.803	4		57.042	4		56.788	4		56.925
16	1.011	56.936	14	1.608	57.118	14	1.388	56.822	16	1.917	56.748	16	1.831	56.839
14	1.293	57.641	16	1.906	57.698	16	1.957	57.093	14	3.688	59.088	14	7.916	1:01.153
33	7.804	57.970	33	8.873	57.872	5	10.234	58.241	33	11.724	57.962	33	12.523	57.724
5	8.067	57.550	5	9.035	57.771	33	10.550	58.719	5	12.465	59.019	5	13.785	58.245
6	9.846	57.778	6	12.635	59.592	6	13.902	58.309	6	15.279	58.165	6	16.556	58.202

Weather / Track : Sunny / Dry

Pembrey
 Circuit Length = 1.4560 miles
 Start: 13:20 End: 13:41

Autosport Young Guns
RACE 17 - LAP CHART

Lap 11			Lap 12			Lap 13			Lap 14			Lap 15		
No	Behind	Laptime	No	Behind	Laptime	No	Behind	Laptime	No	Behind	Laptime	No	Behind	Laptime
4		56.879	4		56.895	4		57.343	4		56.971	4		56.630
16	1.449	56.497	16	1.036	56.482	16	0.664	56.971	16	0.660	56.967	16	0.709	56.679
14	11.722	1:00.685	33	15.083	58.316	33	15.925	58.185	33	16.692	57.738	33	18.000	57.938
33	13.662	58.018	14	15.572	1:00.745	5	17.467	57.981	5	18.371	57.875	5	20.101	58.360
5	15.712	58.806	5	16.829	58.012	14	19.038	1:00.809	6	21.236	58.757	6	22.513	57.907
6	17.460	57.783	6	18.771	58.206	6	19.450	58.022	14	25.170	1:03.103	14	54.544	1:26.004

Weather / Track : Sunny / Dry

Pembrey
 Circuit Length = 1.4560 miles
 Start: 13:20 End: 13:41

Autosport Young Guns
RACE 17 - LAP CHART

Lap 16			Lap 17			Lap 18			Lap 19			Lap 20		
No	Behind	Laptime	No	Behind	Laptime	No	Behind	Laptime	No	Behind	Laptime	No	Behind	Laptime
4		56.912	4		57.296	16		57.515	16		56.642	16		56.524
16	0.707	56.910	16	0.457	57.046	4	0.289	58.261	4	0.710	57.063	4	2.693	58.507
33	18.832	57.744	33	19.272	57.736	33	18.865	57.565	33	20.267	58.044	33	21.583	57.840
5	21.713	58.524	5	22.523	58.106	5	22.596	58.045	5	23.902	57.948	6	25.386	57.572
6	23.288	57.687	6	23.302	57.310	6	23.045	57.715	6	24.338	57.935	5	25.911	58.533

Autosport Young Guns
RACE 17 - LAP CHART

Lap 21		
No	Behind	Laptime
16		56.801
4	3.793	57.901
33	22.739	57.957
6	26.162	57.577
5	26.718	57.608

Weather / Track : Sunny / Dry

Pembrey
Circuit Length = 1.4560 miles
Start: 13:20 End: 13:41

Autosport Young Guns

RACE 23 - CLASSIFICATION

POS	NO	CL	NAME	ENTRY	LAPS	TIME	GAP	DIFF	MPH	BEST	ON
1	16		Max CORNELIUS	JKS F75	12	11:22.428			92.16	56.301	3
2	4		Patryk SZCZERBINSKI	JKS F75	12	11:27.026	4.598	4.598	91.55	56.450	10
3	33		Jake RATTENBURY	JKS F75	12	11:42.189	19.761	15.163	89.57	57.211	12
4	5		James NUTBROWN	JKS F75	12	11:44.134	21.706	1.945	89.32	57.235	11
5	6		Anton SPIRES	JKS F75	12	11:44.687	22.259	0.553	89.25	57.303	12
NOT CLASSIFIED											
DNF	14		Leopold RINGBOM	JKS F75	1	1:03.024	11 laps	11 laps	83.16		
FASTEST LAP											
	16		Max CORNELIUS	JKS F75	3	56.301			93.09 mph	149.82 kph	

Weather / Track : Sunny / Dry
 These results are provisional until the conclusion of any judicial and technical matters.

Pembrey
 Circuit Length = 1.4560 miles
 Start: 17:48 End: 17:59

Clerk of Course :		Timekeeper :
-------------------	--	--------------

Autosport Young Guns
RACE 23 - LAP CHART

Lap 1			Lap 2			Lap 3			Lap 4			Lap 5		
No	Behind	Laptime	No	Behind	Laptime	No	Behind	Laptime	No	Behind	Laptime	No	Behind	Laptime
16		1:01.422	16		56.613	16		56.301	16		56.372	16		56.461
4	0.973	1:02.395	4	1.629	57.269	4	2.352	57.024	4	2.760	56.780	4	3.109	56.810
14	1.602	1:03.024	33	5.716	59.122	33	7.474	58.059	33	9.295	58.193	33	10.944	58.110
33	3.207	1:04.629	6	6.012	58.771	6	8.480	58.769	6	10.445	58.337	6	11.900	57.916
6	3.854	1:05.276	5	6.856	59.429	5	9.259	58.704	5	10.678	57.791	5	12.043	57.826
5	4.040	1:05.462												

Weather / Track : Sunny / Dry

Pembrey
 Circuit Length = 1.4560 miles
 Start: 17:48 End: 17:59

Autosport Young Guns
RACE 23 - LAP CHART

Lap 6			Lap 7			Lap 8			Lap 9			Lap 10		
No	Behind	Laptime	No	Behind	Laptime	No	Behind	Laptime	No	Behind	Laptime	No	Behind	Laptime
16		56.341	16		56.355	16		56.507	16		56.392	16		56.342
4	3.316	56.548	4	3.702	56.741	4	3.850	56.655	4	4.204	56.746	4	4.312	56.450
33	12.390	57.787	33	14.319	58.284	33	15.756	57.944	33	17.039	57.675	33	18.386	57.689
6	14.166	58.607	5	16.011	58.063	5	17.587	58.083	5	18.943	57.748	5	20.350	57.749
5	14.303	58.601	6	16.547	58.736	6	17.969	57.929	6	19.375	57.798	6	20.737	57.704

Weather / Track : Sunny / Dry

Pembrey
 Circuit Length = 1.4560 miles
 Start: 17:48 End: 17:59

Autosport Young Guns

RACE 23 - LAP CHART

Lap 11			Lap 12		
No	Behind	Laptime	No	Behind	Laptime
16		56.635	16		56.687
4	4.248	56.571	4	4.598	57.037
33	19.237	57.486	33	19.761	57.211
5	20.950	57.235	5	21.706	57.443
6	21.643	57.541	6	22.259	57.303

Weather / Track : Sunny / Dry

Pembrey
Circuit Length = 1.4560 miles
Start: 17:48 End: 17:59