



# DUNLOP GREAT & BRITISH MOTORSPORT FESTIVAL

Rockingham

10th & 11th April 2010



Results Provided by Timing Solutions Ltd

[www.tsl-timing.com](http://www.tsl-timing.com)

# Quaife Radical Club Cup

## QUALIFYING - RACE 1 - CLASSIFICATION

POS	NO	CL	NAME	ENTRY	TIME	ON	LAPS	GAP	DIFF	MPH
1	3	P	Jonathan WRIGHT	Radical PR6	1:19.219	7	11			88.15
2	7	P	Darren LUKE	Radical PR6	1:19.314	7	8	0.095	0.095	88.05
3	1	S	Colin MILLAR	Radical SR3 RS	1:19.781	10	10	0.562	0.467	87.53
4	39	S	Paul MARSHAM	Radical SR3	1:19.818	7	9	0.599	0.037	87.49
5	4	P	Mark ABBOTT	Radical PR6	1:19.961	8	10	0.742	0.143	87.34
6	27	S	Ray WOOLHEAD	Radical SR3 RS	1:20.198	9	10	0.979	0.237	87.08
7	26	P	Mark BOOT	Radical PR6	1:20.303	6	9	1.084	0.105	86.96
8	74	P	James ABBOTT	Radical PR6	1:20.312	7	10	1.093	0.009	86.96
9	59	I	Steven LINDSAY	Radical PR6	1:20.341	6	10	1.122	0.029	86.92
10	24	S	Chris HILLABY	Radical SR3 RS	1:20.731	8	9	1.512	0.390	86.50
11	15	S	Richard CARVER	Radical SR3	1:20.999	9	9	1.780	0.268	86.22
12	5	S	Rachel DAVIES	Radical SR3	1:21.128	9	9	1.909	0.129	86.08
13	69	S	Darren ANLEY	Radical SR3	1:21.279	10	10	2.060	0.151	85.92
14	6	P	Nigel PLACE	Radical PR6	1:21.758	8	10	2.539	0.479	85.42
15	95	P	Richard STABLES	Radical PR6	1:21.763	8	9	2.544	0.005	85.41
16	2	S	Steven BURGESS	Radical SR3	1:21.842	6	6	2.623	0.079	85.33
17	28	P	James BREAKELL	Radical PR6	1:22.083	9	9	2.864	0.241	85.08
18	16	S	Julian THOMAS	Radical SR3	1:22.585	9	9	3.366	0.502	84.56
19	9	S	Gary DUCKMAN	Radical SR3	1:22.817	7	9	3.598	0.232	84.32
20	21	S	Paul MCCLUGHAN	Radical SR3	1:22.910	6	8	3.691	0.093	84.23
21	91	I	David FRANKLAND	Radical PR6	1:25.946	7	9	6.727	3.036	81.25
22	25	C	Andrew HARWOOD	Radical Clubsport	1:26.043	7	9	6.824	0.097	81.16
23	8	C	Jon MORRIS	Radical Clubsport	1:27.205	9	9	7.986	1.162	80.08
24	80	I	Chris BLADES	Radical SR3	1:27.572	8	8	8.353	0.367	79.75
25	40	S	Mark WHITE	Radical SR3	1:27.954	7	8	8.735	0.382	79.40
26	53	I	Tim PORTER	Radical Clubsport	1:28.368	3	4	9.149	0.414	79.03
27	11	C	Ian CHARLES	Radical Clubsport	1:28.537	7	9	9.318	0.169	78.88
28	31	C	Vincent RASSAT	Radical Clubsport	1:30.126	4	7	10.907	1.589	77.49

Weather / Track : Sunny / Dry

These results are provisional until the conclusion of any judicial and technical matters.

Rockingham International Spr

Circuit Length = 1.9400 miles

Start: 09:05 End: 09:26

Clerk of Course :

Timekeeper :

# Quaife Radical Club Cup

## QUALIFYING - RACE 1 - LAP ANALYSIS

<b>1</b>	<b>Colin MILLAR</b>		<b>S Radical SR3 RS</b>				
1 -	1:49.888	+ 30.107	9:08:45.515	6 -	1:21.348	+ 1.567	9:19:06.604
2 -	1:33.185	+ 13.404	9:10:18.700	7 -	1:20.493	+ 0.712	9:20:27.097
3 -	1:23.888	+ 4.107	9:11:42.588	8 -	1:20.937	+ 1.156	9:21:48.034
4 -	4:38.994	+ 3:19.213	9:16:21.582	9 -	1:20.581	+ 0.800	9:23:08.615
5 -	1:23.674	+ 3.893	9:17:45.256	10 -	<b>1:19.781</b>		<b>9:24:28.396</b>
<b>2</b>	<b>Steven BURGESS</b>		<b>S Radical SR3</b>				
1 -	1:41.037	+ 19.195	9:07:51.528	4 -	5:34.019	+ 4:12.177	9:16:22.469
2 -	1:31.870	+ 10.028	9:09:23.398	5 -	1:24.340	+ 2.498	9:17:46.809
3 -	1:25.052	+ 3.210	9:10:48.450	6 -	<b>1:21.842</b>		<b>9:19:08.651</b>
<b>3</b>	<b>Jonathan WRIGHT</b>		<b>P Radical PR6</b>				
1 -	1:46.755	+ 27.536	9:07:29.975	7 -	<b>1:19.219</b>		<b>9:18:58.700</b>
2 -	1:22.889	+ 3.670	9:08:52.864	8 -	1:19.991	+ 0.772	9:20:18.691
3 -	1:22.277	+ 3.058	9:10:15.141	9 -	1:19.256	+ 0.037	9:21:37.947
4 -	1:20.341	+ 1.122	9:11:35.482	10 -	1:19.721	+ 0.502	9:22:57.668
5 -	4:44.054	+ 3:24.835	9:16:19.536	11 -	1:19.836	+ 0.617	9:24:17.504
6 -	1:19.945	+ 0.726	9:17:39.481				
<b>4</b>	<b>Mark ABBOTT</b>		<b>P Radical PR6</b>				
1 -	1:40.848	+ 20.887	9:07:49.962	6 -	1:20.378	+ 0.417	9:18:48.957
2 -	1:35.308	+ 15.347	9:09:25.270	7 -	1:20.023	+ 0.062	9:20:08.980
3 -	1:24.196	+ 4.235	9:10:49.466	8 -	<b>1:19.961</b>		<b>9:21:28.941</b>
4 -	5:17.302	+ 3:57.341	9:16:06.768	9 -	1:20.282	+ 0.321	9:22:49.223
5 -	1:21.811	+ 1.850	9:17:28.579	10 -	1:22.456	+ 2.495	9:24:11.679
<b>5</b>	<b>Rachel DAVIES</b>		<b>S Radical SR3</b>				
1 -	1:40.098	+ 18.970	9:07:41.951	6 -	1:23.041	+ 1.913	9:19:23.076
2 -	1:32.442	+ 11.314	9:09:14.393	7 -	1:22.174	+ 1.046	9:20:45.250
3 -	1:24.642	+ 3.514	9:10:39.035	8 -	1:21.240	+ 0.112	9:22:06.490
4 -	5:56.558	+ 4:35.430	9:16:35.593	9 -	<b>1:21.128</b>		<b>9:23:27.618</b>
5 -	1:24.442	+ 3.314	9:18:00.035				
<b>6</b>	<b>Nigel PLACE</b>		<b>P Radical PR6</b>				
1 -	1:24.309	+ 2.551	9:08:54.610	6 -	1:23.331	+ 1.573	9:19:13.675
2 -	1:25.931	+ 4.173	9:10:20.541	7 -	1:22.619	+ 0.861	9:20:36.294
3 -	1:23.499	+ 1.741	9:11:44.040	8 -	<b>1:21.758</b>		<b>9:21:58.052</b>
4 -	4:42.835	+ 3:21.077	9:16:26.875	9 -	1:23.077	+ 1.319	9:23:21.129
5 -	1:23.469	+ 1.711	9:17:50.344	10 -	1:31.535 P	+ 9.777	9:24:52.664
<b>7</b>	<b>Darren LUKE</b>		<b>P Radical PR6</b>				
1 -	1:43.156	+ 23.842	9:07:30.474	5 -	4:57.620	+ 3:38.306	9:16:34.767
2 -	1:22.949	+ 3.635	9:08:53.423	6 -	1:20.749	+ 1.435	9:17:55.516
3 -	1:23.142	+ 3.828	9:10:16.565	7 -	<b>1:19.314</b>		<b>9:19:14.830</b>
4 -	1:20.582	+ 1.268	9:11:37.147	8 -	1:26.714 P	+ 7.400	9:20:41.544
<b>8</b>	<b>Jon MORRIS</b>		<b>C Radical Clubsport</b>				
1 -	1:44.250	+ 17.045	9:07:56.839	6 -	1:29.603	+ 2.398	9:19:40.116
2 -	1:36.194	+ 8.989	9:09:33.033	7 -	1:29.342	+ 2.137	9:21:09.458
3 -	1:29.590	+ 2.385	9:11:02.623	8 -	1:29.831	+ 2.626	9:22:39.289
4 -	5:37.986	+ 4:10.781	9:16:40.609	9 -	<b>1:27.205</b>		<b>9:24:06.494</b>
5 -	1:29.904	+ 2.699	9:18:10.513				
<b>9</b>	<b>Gary DUCKMAN</b>		<b>S Radical SR3</b>				
1 -	1:47.896	+ 25.079	9:08:11.753	6 -	1:28.314	+ 5.497	9:19:12.638
2 -	1:29.335	+ 6.518	9:09:41.088	7 -	<b>1:22.817</b>		<b>9:20:35.455</b>
3 -	1:25.478	+ 2.661	9:11:06.566	8 -	1:24.310	+ 1.493	9:21:59.765
4 -	5:11.901	+ 3:49.084	9:16:18.467	9 -	1:22.844	+ 0.027	9:23:22.609
5 -	1:25.857	+ 3.040	9:17:44.324				

Weather / Track : Sunny / Dry

Rockingham International Spc  
Circuit Length = 1.9400 miles  
Start: 09:05 End: 09:26

# Quaife Radical Club Cup

## QUALIFYING - RACE 1 - LAP ANALYSIS

<b>11</b>	<b>Ian CHARLES</b>		C Radical Clubsport				
1 -	1:53.087	+ 24.550	9:08:31.201	6 -	1:29.095	+ 0.558	9:19:43.700
2 -	1:42.216	+ 13.679	9:10:13.417	7 -	<b>1:28.537</b>		<b>9:21:12.237</b>
3 -	1:32.628	+ 4.091	9:11:46.045	8 -	1:30.425	+ 1.888	9:22:42.662
4 -	4:57.813	+ 3:29.276	9:16:43.858	9 -	1:28.556	+ 0.019	9:24:11.218
5 -	1:30.747	+ 2.210	9:18:14.605				
<b>15</b>	<b>Richard CARVER</b>		S Radical SR3				
1 -	1:47.640	+ 26.641	9:08:04.474	6 -	1:21.709	+ 0.710	9:19:17.059
2 -	1:35.180	+ 14.181	9:09:39.654	7 -	1:30.162	+ 9.163	9:20:47.221
3 -	1:29.236	+ 8.237	9:11:08.890	8 -	1:21.755	+ 0.756	9:22:08.976
4 -	5:22.510	+ 4:01.511	9:16:31.400	9 -	<b>1:20.999</b>		<b>9:23:29.975</b>
5 -	1:23.950	+ 2.951	9:17:55.350				
<b>16</b>	<b>Julian THOMAS</b>		S Radical SR3				
1 -	1:40.172	+ 17.587	9:07:34.858	6 -	1:25.672	+ 3.087	9:19:28.842
2 -	1:29.384	+ 6.799	9:09:04.242	7 -	1:22.950	+ 0.365	9:20:51.792
3 -	1:25.503	+ 2.918	9:10:29.745	8 -	1:25.196	+ 2.611	9:22:16.988
4 -	6:04.824	+ 4:42.239	9:16:34.569	9 -	<b>1:22.585</b>		<b>9:23:39.573</b>
5 -	1:28.601	+ 6.016	9:18:03.170				
<b>21</b>	<b>Paul MCCLUGHAN</b>		S Radical SR3				
1 -	1:48.914	+ 26.004	9:08:48.532	5 -	1:23.439	+ 0.529	9:20:02.047
2 -	1:31.921	+ 9.011	9:10:20.453	6 -	<b>1:22.910</b>		<b>9:21:24.957</b>
3 -	6:32.184	+ 5:09.274	9:16:52.637	7 -	1:22.925	+ 0.015	9:22:47.882
4 -	1:45.971	+ 23.061	9:18:38.608	8 -	1:24.273 P	+ 1.363	9:24:12.155
<b>24</b>	<b>Chris HILLABY</b>		S Radical SR3 RS				
1 -	1:45.180	+ 24.449	9:08:34.679	6 -	1:22.492	+ 1.761	9:19:09.763
2 -	1:35.653	+ 14.922	9:10:10.332	7 -	1:22.313	+ 1.582	9:20:32.076
3 -	1:25.329	+ 4.598	9:11:35.661	8 -	<b>1:20.731</b>		<b>9:21:52.807</b>
4 -	4:49.001	+ 3:28.270	9:16:24.662	9 -	1:22.137	+ 1.406	9:23:14.944
5 -	1:22.609	+ 1.878	9:17:47.271				
<b>25</b>	<b>Andrew HARWOOD</b>		C Radical Clubsport				
1 -	1:54.272	+ 28.229	9:08:21.099	6 -	1:26.829	+ 0.786	9:19:23.790
2 -	1:44.106	+ 18.063	9:10:05.205	7 -	<b>1:26.043</b>		<b>9:20:49.833</b>
3 -	1:31.422	+ 5.379	9:11:36.627	8 -	1:40.502	+ 14.459	9:22:30.335
4 -	4:52.827	+ 3:26.784	9:16:29.454	9 -	1:28.521	+ 2.478	9:23:58.856
5 -	1:27.507	+ 1.464	9:17:56.961				
<b>26</b>	<b>Mark BOOT</b>		P Radical PR6				
1 -	1:44.488	+ 24.185	9:08:13.461	6 -	<b>1:20.303</b>		<b>9:19:01.177</b>
2 -	1:32.690	+ 12.387	9:09:46.151	7 -	1:29.893	+ 9.590	9:20:31.070
3 -	1:24.657	+ 4.354	9:11:10.808	8 -	1:20.613	+ 0.310	9:21:51.683
4 -	5:07.960	+ 3:47.657	9:16:18.768	9 -	1:23.618	+ 3.315	9:23:15.301
5 -	1:22.106	+ 1.803	9:17:40.874				
<b>27</b>	<b>Ray WOOLHEAD</b>		S Radical SR3 RS				
1 -	1:55.059	+ 34.861	9:08:16.485	6 -	1:23.744	+ 3.546	9:19:03.093
2 -	1:41.259	+ 21.061	9:09:57.744	7 -	1:21.225	+ 1.027	9:20:24.318
3 -	1:29.389	+ 9.191	9:11:27.133	8 -	1:21.550	+ 1.352	9:21:45.868
4 -	4:49.809	+ 3:29.611	9:16:16.942	9 -	<b>1:20.198</b>		<b>9:23:06.066</b>
5 -	1:22.407	+ 2.209	9:17:39.349	10 -	1:21.353	+ 1.155	9:24:27.419
<b>28</b>	<b>James BREAKELL</b>		P Radical PR6				
1 -	1:49.996	+ 27.913	9:07:53.490	6 -	1:23.944	+ 1.861	9:19:27.462
2 -	1:38.218	+ 16.135	9:09:31.708	7 -	1:23.092	+ 1.009	9:20:50.554
3 -	1:28.169	+ 6.086	9:10:59.877	8 -	1:24.867	+ 2.784	9:22:15.421
4 -	5:37.696	+ 4:15.613	9:16:37.573	9 -	<b>1:22.083</b>		<b>9:23:37.504</b>
5 -	1:25.945	+ 3.862	9:18:03.518				

Weather / Track : Sunny / Dry

Rockingham International Spc  
Circuit Length = 1.9400 miles  
Start: 09:05 End: 09:26

# Quaife Radical Club Cup

## QUALIFYING - RACE 1 - LAP ANALYSIS

<b>31</b>	<b>Vincent RASSAT</b>		C	Radical Clubsport			
1 -	1:46.307	+ 16.181	9:10:43.014	5 -	1:30.788	+ 0.662	9:21:06.657
2 -	5:49.944	+ 4:19.818	9:16:32.958	6 -	1:38.990	+ 8.864	9:22:45.647
3 -	1:32.785	+ 2.659	9:18:05.743	7 -	1:34.428	+ 4.302	9:24:20.075
4 -	<b>1:30.126</b>		<b>9:19:35.869</b>				
<b>39</b>	<b>Paul MARSHAM</b>		S	Radical SR3			
1 -	2:05.545	+ 45.727	9:07:51.616	6 -	1:22.657	+ 2.839	9:19:07.495
2 -	1:38.628	+ 18.810	9:09:30.244	7 -	<b>1:19.818</b>		<b>9:20:27.313</b>
3 -	1:27.687	+ 7.869	9:10:57.931	8 -	1:21.333	+ 1.515	9:21:48.646
4 -	5:21.616	+ 4:01.798	9:16:19.547	9 -	1:34.073 P	+ 14.255	9:23:22.719
5 -	1:25.291	+ 5.473	9:17:44.838				
<b>40</b>	<b>Mark WHITE</b>		S	Radical SR3			
1 -	1:54.231	+ 26.277	9:08:44.983	5 -	1:29.740	+ 1.786	9:19:39.759
2 -	1:40.114	+ 12.160	9:10:25.097	6 -	1:29.153	+ 1.199	9:21:08.912
3 -	6:12.476	+ 4:44.522	9:16:37.573	7 -	<b>1:27.954</b>		<b>9:22:36.866</b>
4 -	1:32.446	+ 4.492	9:18:10.019	8 -	1:28.060	+ 0.106	9:24:04.926
<b>53</b>	<b>Tim PORTER</b>		I	Radical Clubsport			
1 -	1:46.062	+ 17.694	9:07:54.606	3 -	<b>1:28.368</b>		<b>9:10:56.311</b>
2 -	1:33.337	+ 4.969	9:09:27.943	4 -	5:22.062	+ 3:53.694	9:16:18.373
<b>59</b>	<b>Steven LINDSAY</b>		I	Radical PR6			
1 -	1:46.311	+ 25.970	9:07:53.705	6 -	<b>1:20.341</b>		<b>9:18:44.447</b>
2 -	1:27.494	+ 7.153	9:09:21.199	7 -	1:20.686	+ 0.345	9:20:05.133
3 -	1:24.047	+ 3.706	9:10:45.246	8 -	1:20.779	+ 0.438	9:21:25.912
4 -	5:18.255	+ 3:57.914	9:16:03.501	9 -	1:22.351	+ 2.010	9:22:48.263
5 -	1:20.605	+ 0.264	9:17:24.106	10 -	1:28.729	+ 8.388	9:24:16.992
<b>69</b>	<b>Darren ANLEY</b>		S	Radical SR3			
1 -	2:04.816	+ 43.537	9:07:54.930	6 -	1:22.389	+ 1.110	9:18:56.789
2 -	1:29.661	+ 8.382	9:09:24.591	7 -	1:21.553	+ 0.274	9:20:18.342
3 -	1:24.525	+ 3.246	9:10:49.116	8 -	1:21.608	+ 0.329	9:21:39.950
4 -	5:22.911	+ 4:01.632	9:16:12.027	9 -	1:22.246	+ 0.967	9:23:02.196
5 -	1:22.373	+ 1.094	9:17:34.400	10 -	<b>1:21.279</b>		<b>9:24:23.475</b>
<b>74</b>	<b>James ABBOTT</b>		P	Radical PR6			
1 -	1:35.192	+ 14.880	9:07:33.078	6 -	1:21.528	+ 1.216	9:18:30.802
2 -	1:27.415	+ 7.103	9:09:00.493	7 -	<b>1:20.312</b>		<b>9:19:51.114</b>
3 -	1:23.720	+ 3.408	9:10:24.213	8 -	1:20.895	+ 0.583	9:21:12.009
4 -	1:22.677	+ 2.365	9:11:46.890	9 -	1:23.211	+ 2.899	9:22:35.220
5 -	5:22.384	+ 4:02.072	9:17:09.274	10 -	1:22.195	+ 1.883	9:23:57.415
<b>80</b>	<b>Chris BLADES</b>		I	Radical SR3			
1 -	1:56.451	+ 28.879	9:08:48.608	5 -	1:28.650	+ 1.078	9:19:42.466
2 -	1:39.824	+ 12.252	9:10:28.432	6 -	1:28.964	+ 1.392	9:21:11.430
3 -	6:13.604	+ 4:46.032	9:16:42.036	7 -	1:29.778	+ 2.206	9:22:41.208
4 -	1:31.780	+ 4.208	9:18:13.816	8 -	<b>1:27.572</b>		<b>9:24:08.780</b>
<b>91</b>	<b>David FRANKLAND</b>		I	Radical PR6			
1 -	1:36.874	+ 10.928	9:07:36.217	6 -	1:26.067	+ 0.121	9:18:58.243
2 -	1:31.328	+ 5.382	9:09:07.545	7 -	<b>1:25.946</b>		<b>9:20:24.189</b>
3 -	1:28.679	+ 2.733	9:10:36.224	8 -	1:26.337	+ 0.391	9:21:50.526
4 -	5:28.892	+ 4:02.946	9:16:05.116	9 -	1:26.850	+ 0.904	9:23:17.376
5 -	1:27.060	+ 1.114	9:17:32.176				
<b>95</b>	<b>Richard STABLES</b>		P	Radical PR6			
1 -	1:47.421	+ 25.658	9:07:32.163	6 -	1:23.360	+ 1.597	9:19:13.164
2 -	1:28.320	+ 6.557	9:09:00.483	7 -	1:22.819	+ 1.056	9:20:35.983
3 -	1:26.144	+ 4.381	9:10:26.627	8 -	<b>1:21.763</b>		<b>9:21:57.746</b>

Weather / Track : Sunny / Dry

Rockingham International Spc  
Circuit Length = 1.9400 miles  
Start: 09:05 End: 09:26

# Quaife Radical Club Cup

## QUALIFYING - RACE 1 - LAP ANALYSIS


4 -	5:59.874	+ 4:38.111	9:16:26.501	9 -	1:24.238	+ 2.475	9:23:21.984
5 -	1:23.303	+ 1.540	9:17:49.804				

Weather / Track : Sunny / Dry

Rockingham International Spc  
Circuit Length = 1.9400 miles  
Start: 09:05 End: 09:26

# Quaife Radical Club Cup

## RACE 1 - GRID

ROW 14	1:30.126 31 Vincent RASSAT	1:28.537 11 Ian CHARLES
ROW 13	1:28.368 53 Tim PORTER	1:27.954 40 Mark WHITE
ROW 12	1:27.572 80 Chris BLADES	1:27.205 8 Jon MORRIS
ROW 11	1:26.043 25 Andrew HARWOOD	1:25.946 91 David FRANKLAND
ROW 10	1:22.910 21 Paul MCCLUGHAN	1:22.817 9 Gary DUCKMAN
ROW 9	1:22.585 16 Julian THOMAS	1:22.083 28 James BREAKELL
ROW 8	1:21.842 2 Steven BURGESS	1:21.763 95 Richard STABLES
ROW 7	1:21.758 6 Nigel PLACE	1:21.279 69 Darren ANLEY
ROW 6	1:21.128 5 Rachel DAVIES	1:20.999 15 Richard CARVER
ROW 5	1:20.731 24 Chris HILLABY	1:20.341 59 Steven LINDSAY
ROW 4	1:20.312 74 James ABBOTT	1:20.303 26 Mark BOOT
ROW 3	1:20.198 27 Ray WOOLHEAD	1:19.961 4 Mark ABBOTT
ROW 2	1:19.818 39 Paul MARSHAM	1:19.781 1 Colin MILLAR
ROW 1	1:19.314 7 Darren LUKE	1:19.219 3 Jonathan WRIGHT
<b>Pole</b>		
		

Rockingham International  
Circuit Length = 1.9400 miles

**These results are provisional until the conclusion of any judicial and technical matters.**

Clerk of Course :

Timekeeper :

# Quaife Radical Club Cup

## RACE 1 - CLASSIFICATION

POS	NO	CL	NAME	ENTRY	LAPS	TIME	GAP	DIFF	MPH	BEST	ON
1	7	P	Darren LUKE	Radical PR6	15	20:17.096			86.07	1:20.110	2
2	3	P	Jonathan WRIGHT	Radical PR6	15	20:19.498	2.402	2.402	85.90	1:20.230	5
3	1	S	Colin MILLAR	Radical SR3 RS	15	20:20.996	3.900	1.498	85.79	1:19.801	4
4	59	I	Steven LINDSAY	Radical PR6	15	20:25.050	7.954	4.054	85.51	1:20.368	8
5	4	P	Mark ABBOTT	Radical PR6	15	20:29.897	12.801	4.847	85.17	1:20.453	7
6	26	P	Mark BOOT	Radical PR6	15	20:33.768	16.672	3.871	84.90	1:20.568	5
7	69	S	Darren ANLEY	Radical SR3	15	20:34.461	17.365	0.693	84.86	1:20.753	7
8	6	P	Nigel PLACE	Radical PR6	15	20:34.549	17.453	0.088	84.85	1:19.842	14
9	2	S	Steven BURGESS	Radical SR3	15	20:38.226	21.130	3.677	84.60	1:20.169	7
10	5	S	Rachel DAVIES	Radical SR3	15	20:39.134	22.038	0.908	84.54	1:20.769	10
11	15	S	Richard CARVER	Radical SR3	15	20:40.456	23.360	1.322	84.45	1:21.182	8
12	74	P	James ABBOTT	Radical PR6	15	20:48.534	31.438	8.078	83.90	1:20.280	6
13	24	S	Chris HILLABY	Radical SR3 RS	15	20:51.116	34.020	2.582	83.73	1:21.080	4
14	28	P	James BREAKELL	Radical PR6	15	20:51.747	34.651	0.631	83.69	1:21.805	6
15	27	S	Ray WOOLHEAD	Radical SR3 RS	15	20:52.623	35.527	0.876	83.63	1:21.173	4
16	95	P	Richard STABLES	Radical PR6	15	20:59.091	41.995	6.468	83.20	1:22.455	14
17	9	S	Gary DUCKMAN	Radical SR3	15	21:12.398	55.302	13.307	82.33	1:22.316	15
18	21	S	Paul MCCLUGHAN	Radical SR3	15	21:17.380	1:00.284	4.982	82.01	1:23.191	6
19	91	I	David FRANKLAND	Radical PR6	15	21:38.967	1:21.871	21.587	80.64	1:24.560	2
20	53	I	Tim PORTER	Radical Clubsport	14	20:24.133	1 lap	1 lap	79.87	1:25.415	5
21	25	C	Andrew HARWOOD	Radical Clubsport	14	20:25.990	1 lap	1.857	79.75	1:24.918	4
22	40	S	Mark WHITE	Radical SR3	14	21:00.867	1 lap	34.877	77.54	1:27.274	4
23	31	C	Vincent RASSAT	Radical Clubsport	14	21:12.679	1 lap	11.812	76.82	1:28.218	5
24	11	C	Ian CHARLES	Radical Clubsport	14	21:13.647	1 lap	0.968	76.76	1:28.487	14

### NOT CLASSIFIED

DNF	39	S	Paul MARSHAM	Radical SR3	9	12:15.620	6 laps	5 laps	85.44	1:20.201	4
DNF	80	I	Chris BLADES	Radical SR3	7	10:31.766	8 laps	2 laps	77.38	1:27.490	6
DNF	16	S	Julian THOMAS	Radical SR3	5	9:20.127	10 laps	2 laps	62.34	1:23.216	5
DNF	8	C	Jon MORRIS	Radical Clubsport	0						

### FASTEST LAP

1	S	Colin MILLAR	Radical SR3 RS	4	1:19.801	87.51 mph	140.84 kph
6	P	Nigel PLACE	Radical PR6	14	1:19.842	87.47 mph	140.77 kph
59	I	Steven LINDSAY	Radical PR6	8	1:20.368	86.89 mph	139.85 kph
25	C	Andrew HARWOOD	Radical Clubsport	4	1:24.918	82.24 mph	132.35 kph

Weather / Track : Sunny / Dry

These results are provisional until the conclusion of any judicial and technical matters.

Rockingham International Spc

Circuit Length = 1.9400 miles

Start: 13:20 End: 13:42

Clerk of Course :

Timekeeper :



**Quaife Radical Club Cup**  
**RACE 1 - LAP CHART**

Lap 1			Lap 2			Lap 3			Lap 4			Lap 5		
No	Behind	Laptime	No	Behind	Laptime	No	Behind	Laptime	No	Behind	Laptime	No	Behind	Laptime
7		1:24.965	7		1:20.110	7		1:20.406	7		1:20.374	7		1:20.517
3	1.175	1:26.140	3	1.663	1:20.598	3	1.614	1:20.357	3	1.824	1:20.584	3	1.537	1:20.230
1	2.478	1:27.443	1	3.026	1:20.658	1	3.003	1:20.383	1	2.430	1:19.801	1	2.133	1:20.220
59	2.899	1:27.864	59	4.933	1:22.144	59	4.967	1:20.440	39	5.416	1:20.201	39	5.198	1:20.299
39	4.071	1:29.036	39	5.681	1:21.720	39	5.589	1:20.314	59	6.020	1:21.427	59	6.937	1:21.434
26	4.769	1:29.734	26	6.466	1:21.807	26	6.965	1:20.905	26	7.767	1:21.176	26	7.818	1:20.568
69	5.638	1:30.603	4	7.500	1:21.883	4	7.924	1:20.830	4	8.451	1:20.901	4	8.777	1:20.843
4	5.727	1:30.692	69	8.376	1:22.848	69	9.353	1:21.383	69	9.969	1:20.990	69	10.331	1:20.879
5	6.744	1:31.709	5	8.836	1:22.202	24	10.529	1:21.694	24	11.235	1:21.080	24	11.917	1:21.199
24	7.371	1:32.336	24	9.241	1:21.980	5	11.046	1:22.616	5	12.060	1:21.388	5	12.509	1:20.966
15	8.258	1:33.223	15	9.979	1:21.831	15	11.502	1:21.929	15	13.101	1:21.973	6	13.195	1:20.465
28	8.696	1:33.661	6	10.810	1:21.860	6	11.799	1:21.395	6	13.247	1:21.822	15	14.660	1:22.076
6	9.060	1:34.025	28	12.111	1:23.525	28	14.489	1:22.784	2	15.000	1:20.210	2	15.438	1:20.955
95	9.580	1:34.545	95	12.905	1:23.435	2	15.164	1:22.312	28	16.665	1:22.550	28	18.024	1:21.876
91	10.718	1:35.683	2	13.258	1:22.336	95	16.173	1:23.674	95	18.729	1:22.930	27	21.743	1:22.509
2	11.032	1:35.997	91	15.168	1:24.560	27	18.952	1:22.201	27	19.751	1:21.173	95	22.267	1:24.055
21	13.326	1:38.291	27	17.157	1:23.545	91	20.515	1:25.753	91	25.374	1:25.233	74	26.005	1:20.351
25	13.479	1:38.444	21	18.571	1:25.355	21	22.740	1:24.575	21	26.158	1:23.792	21	30.677	1:25.036
27	13.722	1:38.687	25	20.392	1:27.023	74	25.628	1:22.593	74	26.171	1:20.917	91	31.356	1:26.499
53	14.434	1:39.399	53	20.837	1:26.513	25	25.984	1:25.998	25	30.528	1:24.918	9	34.320	1:23.633
11	17.057	1:42.022	9	21.769	1:24.303	53	26.523	1:26.092	9	31.204	1:24.698	25	36.022	1:26.011
9	17.576	1:42.541	74	23.441	1:22.153	9	26.880	1:25.517	53	31.711	1:25.562	53	36.609	1:25.415
80	17.650	1:42.615	80	25.893	1:28.353	80	33.557	1:28.070	80	41.647	1:28.464	80	48.693	1:27.563
40	19.181	1:44.146	11	27.182	1:30.235	40	35.279	1:27.671	40	42.179	1:27.274	40	49.264	1:27.602
31	20.295	1:45.260	40	28.014	1:28.943	11	39.082	1:32.306	31	48.995	1:29.479	31	56.696	1:28.218
74	21.398	1:46.363	31	29.468	1:29.283	31	39.890	1:30.828	11	49.658	1:30.950	11	58.127	1:28.986
			16	1 LAP	3:45.304	16	1 LAP	1:24.723	16	1 LAP	1:23.425	16	1 LAP	1:23.459

Weather / Track : Sunny / Dry

Rockingham International Spc  
Circuit Length = 1.9400 miles  
Start: 13:20 End: 13:42

**Quaife Radical Club Cup**  
**RACE 1 - LAP CHART**

Lap 6			Lap 7			Lap 8			Lap 9			Lap 10		
No	Behind	Laptime	No	Behind	Laptime	No	Behind	Laptime	No	Behind	Laptime	No	Behind	Laptime
7		1:20.322	7		1:20.751	7		1:20.785	7		1:21.492	7		1:21.029
3	2.146	1:20.931	3	2.465	1:21.070	3	2.547	1:20.867	31	1 LAP	1:30.854	3	2.742	1:21.177
1	3.068	1:21.257	1	3.470	1:21.153	1	3.531	1:20.846	3	2.594	1:21.539	1	3.616	1:21.384
39	5.090	1:20.214	39	5.656	1:21.317	39	5.912	1:21.041	11	1 LAP	1:30.191	59	7.982	1:22.239
59	7.077	1:20.462	59	7.685	1:21.359	59	7.268	1:20.368	1	3.261	1:21.222	4	9.878	1:23.379
26	8.627	1:21.131	4	8.648	1:20.453	4	8.442	1:20.579	39	5.898	1:21.478	31	1 LAP	1:30.322
4	8.946	1:20.491	26	9.939	1:22.063	69	11.431	1:21.361	59	6.772	1:20.996	11	1 LAP	1:31.258
69	10.853	1:20.844	69	10.855	1:20.753	26	11.517	1:22.363	4	7.528	1:20.578	26	13.246	1:23.011
24	12.726	1:21.131	5	14.013	1:21.449	5	15.323	1:22.095	26	11.264	1:21.239	69	13.544	1:22.160
5	13.315	1:21.128	6	14.309	1:20.960	6	16.529	1:23.005	69	12.413	1:22.474	5	14.573	1:20.769
6	14.100	1:21.227	2	15.513	1:20.169	2	17.380	1:22.652	5	14.833	1:21.002	6	15.392	1:20.705
2	16.095	1:20.979	15	18.285	1:21.863	15	18.682	1:21.182	6	15.716	1:20.679	2	17.712	1:21.613
15	17.173	1:22.835	24	21.325	1:29.350	24	23.513	1:22.973	2	17.128	1:21.240	15	19.153	1:21.727
28	19.507	1:21.805	28	21.818	1:23.062	28	23.769	1:22.736	15	18.455	1:21.265	24	24.914	1:22.214
27	22.807	1:21.386	27	23.605	1:21.549	27	24.437	1:21.617	24	23.729	1:21.708	28	26.310	1:22.512
95	24.526	1:22.581	95	27.371	1:23.596	74	27.507	1:20.555	28	24.827	1:22.550	27	26.894	1:22.286
74	25.963	1:20.280	74	27.737	1:22.525	95	29.176	1:22.590	27	25.637	1:22.692	74	27.417	1:21.835
21	33.546	1:23.191	21	36.011	1:23.216	21	38.834	1:23.608	74	26.611	1:20.596	95	32.834	1:23.521
91	36.431	1:25.397	9	39.409	1:23.339	9	40.958	1:22.334	95	30.342	1:22.658	21	44.317	1:24.006
9	36.821	1:22.823	91	41.449	1:25.769	91	46.063	1:25.399	21	41.340	1:23.998	9	44.620	1:23.717
25	41.828	1:26.128	25	48.811	1:27.734	25	55.451	1:27.425	9	41.932	1:22.466	91	55.985	1:26.423
53	42.113	1:25.826	53	50.838	1:29.476	53	55.706	1:25.653	91	50.591	1:26.020	25	1:06.776	1:27.669
80	55.861	1:27.490	80	1:04.321	1:29.211	40	1:13.953	1:30.011	25	1:00.136	1:26.177	53	1:07.247	1:27.615
40	56.473	1:27.531	40	1:04.727	1:29.005				53	1:00.661	1:26.447			
31	1:05.256	1:28.882	31	1:13.814	1:29.309				40	1:20.679	1:28.218			
11	1:06.774	1:28.969	11	1:15.071	1:29.048									
16	1 LAP	1:23.216												

Weather / Track : Sunny / Dry

Rockingham International Spc  
 Circuit Length = 1.9400 miles  
 Start: 13:20 End: 13:42

**Quaife Radical Club Cup**  
**RACE 1 - LAP CHART**


Lap 11			Lap 12			Lap 13			Lap 14			Lap 15		
No	Behind	Laptime	No	Behind	Laptime	No	Behind	Laptime	No	Behind	Laptime	No	Behind	Laptime
7		1:21.449	7		1:21.013	7		1:21.232	7		1:21.939	7		1:20.712
3	2.836	1:21.543	3	2.472	1:20.649	3	2.371	1:21.131	25	1 LAP	1:26.675	3	2.402	1:21.514
1	3.810	1:21.643	1	3.482	1:20.685	1	2.940	1:20.690	3	1.600	1:21.168	1	3.900	1:21.931
59	8.168	1:21.635	59	8.094	1:20.939	59	7.633	1:20.771	53	1 LAP	1:26.951	53	1 LAP	1:25.617
40	1 LAP	1:31.790	4	10.539	1:21.479	4	11.072	1:21.765	1	2.681	1:21.680	59	7.954	1:21.519
4	10.073	1:21.644	26	14.681	1:21.785	26	14.943	1:21.494	59	7.147	1:21.453	25	1 LAP	1:28.216
26	13.909	1:22.112	69	17.001	1:23.299	69	16.633	1:20.864	4	10.710	1:21.577	4	12.801	1:22.803
69	14.715	1:22.620	5	17.383	1:23.013	5	18.754	1:22.603	26	14.610	1:21.606	26	16.672	1:22.774
5	15.383	1:22.259	6	17.810	1:23.125	6	18.795	1:22.217	69	15.751	1:21.057	69	17.365	1:22.326
6	15.698	1:21.755	2	19.545	1:21.916	2	19.468	1:21.155	6	16.698	1:19.842	6	17.453	1:21.467
2	18.642	1:22.379	40	1 LAP	1:32.012	15	22.798	1:22.666	5	19.397	1:22.582	2	21.130	1:22.033
15	20.493	1:22.789	15	21.364	1:21.884	40	1 LAP	1:28.868	2	19.809	1:22.280	5	22.038	1:23.353
31	1 LAP	1:32.327	24	29.075	1:23.424	24	30.537	1:22.694	15	22.412	1:21.553	15	23.360	1:21.660
11	1 LAP	1:31.517	28	29.242	1:23.226	74	30.944	1:21.847	74	30.912	1:21.907	74	31.438	1:21.238
24	26.664	1:23.199	27	29.852	1:23.319	28	31.154	1:23.144	24	32.213	1:23.615	24	34.020	1:22.519
28	27.029	1:22.168	74	30.329	1:23.075	27	31.511	1:22.891	28	32.708	1:23.493	28	34.651	1:22.655
27	27.546	1:22.101	31	1 LAP	1:30.968	95	39.315	1:23.961	27	35.037	1:25.465	27	35.527	1:21.202
74	28.267	1:22.299	11	1 LAP	1:31.076	31	1 LAP	1:29.995	40	1 LAP	1:30.241	95	41.995	1:22.876
95	34.308	1:22.923	95	36.586	1:23.291	11	1 LAP	1:29.673	95	39.831	1:22.455	40	1 LAP	1:27.555
21	47.338	1:24.470	21	51.239	1:24.914	9	53.087	1:22.774	31	1 LAP	1:28.571	9	55.302	1:22.316
9	47.568	1:24.397	9	51.545	1:24.990	21	54.927	1:24.920	11	1 LAP	1:28.929	31	1 LAP	1:28.383
91	1:00.659	1:26.123	91	1:05.617	1:25.971	91	1:10.634	1:26.249	9	53.698	1:22.550	11	1 LAP	1:28.487
25	1:12.112	1:26.785	25	1:17.886	1:26.787				21	56.958	1:23.970	21	1:00.284	1:24.038
53	1:12.594	1:26.796	53	1:18.352	1:26.771				91	1:14.401	1:25.706	91	1:21.871	1:28.182

Weather / Track : Sunny / Dry

Rockingham International Spc  
 Circuit Length = 1.9400 miles  
 Start: 13:20 End: 13:42

# Quaife Radical Club Cup

## RACE 7 - GRID

ROW 14	8 Jon MORRIS	16 Julian THOMAS
ROW 13	80 Chris BLADES	39 Paul MARSHAM
ROW 12	11 Ian CHARLES	31 Vincent RASSAT
ROW 11	40 Mark WHITE	25 Andrew HARWOOD
ROW 10	53 Tim PORTER	91 David FRANKLAND
ROW 9	21 Paul MCCLUGHAN	9 Gary DUCKMAN
ROW 8	95 Richard STABLES	27 Ray WOOLHEAD
ROW 7	28 James BREAKELL	24 Chris HILLABY
ROW 6	74 James ABBOTT	15 Richard CARVER
ROW 5	5 Rachel DAVIES	2 Steven BURGESS
ROW 4	6 Nigel PLACE	69 Darren ANLEY
ROW 3	26 Mark BOOT	4 Mark ABBOTT
ROW 2	59 Steven LINDSAY	1 Colin MILLAR
ROW 1	3 Jonathan WRIGHT	7 Darren LUKE
<b>Pole</b>		
		

Rockingham International  
Circuit Length = 1.9400 miles

**These results are provisional until the conclusion of any judicial and technical matters.**

Clerk of Course :

Timekeeper :

# Quaife Radical Club Cup

## RACE 7 - CLASSIFICATION

POS	NO	CL	NAME	ENTRY	LAPS	TIME	GAP	DIFF	MPH	BEST	ON
1	7	P	Darren LUKE	Radical PR6	14	20:21.834			80.02	1:20.064	12
2	3	P	Jonathan WRIGHT	Radical PR6	14	20:23.637	1.803	1.803	79.90	1:20.266	11
3	1	S	Colin MILLAR	Radical SR3 RS	14	20:27.290	5.456	3.653	79.66	1:20.503	12
4	59	I	Steven LINDSAY	Radical PR6	14	20:31.427	9.593	4.137	79.39	1:20.702	7
5	69	S	Darren ANLEY	Radical SR3	14	20:33.408	11.574	1.981	79.27	1:20.974	9
6	26	P	Mark BOOT	Radical PR6	14	20:42.445	20.611	9.037	78.69	1:21.353	10
7	24	S	Chris HILLABY	Radical SR3 RS	14	20:45.484	23.650	3.039	78.50	1:21.528	7
8	2	S	Steven BURGESS	Radical SR3	14	20:46.217	24.383	0.733	78.45	1:20.868	7
9	4	P	Mark ABBOTT	Radical PR6	14	20:46.864	25.030	0.647	78.41	1:21.254	8
10	95	P	Richard STABLES	Radical PR6	14	20:47.364	25.530	0.500	78.38	1:21.196	8
11	5	S	Rachel DAVIES	Radical SR3	14	20:48.644	26.810	1.280	78.30	1:22.463	3
12	28	P	James BREAKELL	Radical PR6	14	20:49.313	27.479	0.669	78.26	1:21.937	7
13	74	P	James ABBOTT	Radical PR6	14	20:53.844	32.010	4.531	77.98	1:21.092	7
14	15	S	Richard CARVER	Radical SR3	14	20:55.856	34.022	2.012	77.85	1:21.443	14
15	9	S	Gary DUCKMAN	Radical SR3	14	21:08.844	47.010	12.988	77.05	1:22.313	9
16	6	P	Nigel PLACE	Radical PR6	14	21:08.955	47.121	0.111	77.05	1:20.754	8
17	27	S	Ray WOOLHEAD	Radical SR3 RS	14	21:10.667	48.833	1.712	76.94	1:21.692	14
18	53	I	Tim PORTER	Radical Clubsport	14	21:21.175	59.341	10.508	76.31	1:24.867	8
19	91	I	David FRANKLAND	Radical PR6	14	21:26.973	1:05.139	5.798	75.97	1:25.518	2
20	25	C	Andrew HARWOOD	Radical Clubsport	14	21:35.125	1:13.291	8.152	75.49	1:26.543	11
21	80	I	Chris BLADES	Radical SR3	14	21:45.180	1:23.346	10.055	74.91	1:26.497	12
22	31	C	Vincent RASSAT	Radical Clubsport	13	20:35.520	1 lap	1 lap	73.48	1:28.149	10
23	40	S	Mark WHITE	Radical SR3	13	20:35.678	1 lap	0.158	73.47	1:24.986	10
24	11	C	Ian CHARLES	Radical Clubsport	13	20:36.032	1 lap	0.354	73.45	1:27.987	11
25	8	C	Jon MORRIS	Radical Clubsport	13	21:27.870	1 lap	51.838	70.49	1:26.202	10
26	16	S	Julian THOMAS	Radical SR3	12	21:37.144	2 laps	1 lap	64.60	1:23.834	12
NOT CLASSIFIED											
DNF	21	S	Paul MCCLUGHAN	Radical SR3	2	3:29.378	12 laps	10 laps	66.71		
DNF	39	S	Paul MARSHAM	Radical SR3	2	10:17.289	12 laps	6:47.911	22.62		
FASTEST LAP											
7	P	Darren LUKE	Radical PR6		12	1:20.064		87.22 mph		140.38 kph	
1	S	Colin MILLAR	Radical SR3 RS		12	1:20.503		86.75 mph		139.61 kph	
59	I	Steven LINDSAY	Radical PR6		7	1:20.702		86.53 mph		139.27 kph	
8	C	Jon MORRIS	Radical Clubsport		10	1:26.202		81.01 mph		130.38 kph	

Weather / Track : Sunny / Dry

These results are provisional until the conclusion of any judicial and technical matters.

Rockingham International Spc  
Circuit Length = 1.9400 miles  
Start: 17:01 End: 17:23

Clerk of Course :	Timekeeper :
-------------------	--------------

# Quaife Radical Club Cup

## RACE 7 - LAP CHART

Lap 1			Lap 2			Lap 3			Lap 4			Lap 5		
No	Behind	Laptime	No	Behind	Laptime	No	Behind	Laptime	No	Behind	Laptime	No	Behind	Laptime
7		1:27.927	7		1:20.843	7		1:20.880	7		1:37.932	7		2:28.287
3	1.053	1:28.980	3	1.118	1:20.908	3	1.259	1:21.021	3	0.614	1:37.287	3	0.560	2:28.233
1	3.320	1:31.247	1	3.634	1:21.157	1	3.421	1:20.667	1	1.383	1:35.894	1	1.572	2:28.476
59	3.941	1:31.868	59	4.911	1:21.813	59	5.005	1:20.974	59	2.714	1:35.641	59	1.713	2:27.286
26	4.632	1:32.559	26	5.952	1:22.163	26	7.633	1:22.561	26	3.792	1:34.091	26	3.254	2:27.749
69	5.447	1:33.374	69	6.729	1:22.125	69	8.105	1:22.256	69	4.325	1:34.152	69	3.486	2:27.448
24	6.576	1:34.503	24	7.863	1:22.130	24	9.167	1:22.184	24	5.070	1:33.835	24	4.283	2:27.500
5	7.254	1:35.181	5	9.050	1:22.639	74	9.640	1:21.390	74	6.040	1:34.332	74	4.620	2:26.867
6	7.456	1:35.383	74	9.130	1:22.204	5	10.633	1:22.463	5	6.838	1:34.137	5	5.256	2:26.705
74	7.769	1:35.696	6	9.898	1:23.285	6	10.933	1:21.915	6	7.590	1:34.589	6	5.536	2:26.233
28	9.915	1:37.842	28	11.459	1:22.387	28	12.958	1:22.379	95	8.364	1:33.159	95	6.850	2:26.773
95	10.283	1:38.210	95	11.747	1:22.307	95	13.137	1:22.270	28	8.935	1:33.909	28	7.574	2:26.926
4	11.408	1:39.335	4	12.729	1:22.164	4	13.931	1:22.082	4	9.648	1:33.649	4	8.522	2:27.161
91	12.395	1:40.322	27	15.994	1:21.507 P	91	23.610	1:27.420	91	17.042	1:31.364	91	10.416	2:21.661
21	14.934	1:42.861	91	17.070	1:25.518	53	25.217	1:25.689	2	20.079	1:31.723	2	10.875	2:19.083
53	15.131	1:43.058	53	20.408	1:26.120	9	25.958	1:25.881	53	20.720	1:33.435	53	12.062	2:19.629
27	15.330	1:43.257	9	20.957	1:25.755	2	26.288	1:22.366	9	21.864	1:33.838	9	12.143	2:18.566
9	16.045	1:43.972	25	24.306	1:28.506	25	31.283	1:27.857	25	26.606	1:33.255	25	13.571	2:15.252
25	16.643	1:44.570	2	24.802	1:26.489	80	38.864	1:31.015	80	40.655	1:39.723	80	17.398	2:05.030
39	17.796	1:45.723	80	28.729	1:30.922	40	41.755	1:32.069	15	41.090	1:37.223	15	18.286	2:05.483
11	17.850	1:45.777	11	29.422	1:32.415	15	41.799	1:30.164	40	41.709	1:37.886	40	19.074	2:05.652
80	18.650	1:46.577	40	30.566	1:30.253	11	42.754	1:34.212	11	46.729	1:41.907	11	20.169	2:01.727
2	19.156	1:47.083	15	32.515	1:27.321	31	47.011	1:33.163	31	47.380	1:38.301	31	20.868	2:01.775
8	19.526	1:47.453	8	34.155	1:35.472	8	48.113	1:34.838	8	50.708	1:40.527	8	22.355	1:59.934
40	21.156	1:49.083	31	34.728	1:33.276	16	2 LAPS	4:59.380	16	2 LAPS	1:39.870	16	2 LAPS	2:01.573
31	22.295	1:50.222	21	40.608	1:46.517 P	27	54.479	1:59.365	27	53.024	1:36.477	27	25.120	2:00.383
15	26.037	1:53.964												

Weather / Track : Sunny / Dry

Rockingham International Spc  
Circuit Length = 1.9400 miles  
Start: 17:01 End: 17:23

**Quaife Radical Club Cup**  
**RACE 7 - LAP CHART**

Lap 6			Lap 7			Lap 8			Lap 9			Lap 10		
No	Behind	Laptime	No	Behind	Laptime	No	Behind	Laptime	No	Behind	Laptime	No	Behind	Laptime
7		1:20.327	7		1:20.489	7		1:20.505	7		1:21.013	7		1:20.346
3	1.086	1:20.853	3	1.812	1:21.215	3	1.820	1:20.513	3	1.157	1:20.350	3	1.111	1:20.300
1	1.964	1:20.719	1	2.462	1:20.987	1	2.642	1:20.685	1	2.361	1:20.732	1	3.170	1:21.155
59	2.494	1:21.108	59	2.707	1:20.702	59	3.998	1:21.796	59	4.001	1:21.016	59	5.235	1:21.580
69	4.447	1:21.288	69	5.202	1:21.244	69	6.058	1:21.361	69	6.019	1:20.974	69	6.803	1:21.130
26	5.604	1:22.677	26	6.640	1:21.525	26	8.010	1:21.875	26	8.634	1:21.637	26	9.641	1:21.353
74	6.643	1:22.350	74	7.246	1:21.092	74	8.355	1:21.614	24	12.421	1:23.711	24	15.288	1:23.213
24	7.549	1:23.593	24	8.588	1:21.528	24	9.723	1:21.640	6	12.644	1:23.671	6	15.823	1:23.525
5	7.911	1:22.982	6	9.737	1:22.196	6	9.986	1:20.754	95	12.937	1:23.014	4	16.013	1:22.629
6	8.030	1:22.821	5	10.049	1:22.627	95	10.936	1:21.196	4	13.730	1:22.233	95	16.168	1:23.577
95	8.317	1:21.794	95	10.245	1:22.417	5	12.081	1:22.537	5	14.421	1:23.353	5	16.969	1:22.894
28	9.833	1:22.586	28	11.281	1:21.937	4	12.510	1:21.254	2	14.721	1:21.829	2	17.915	1:23.540
4	9.999	1:21.804	4	11.761	1:22.251	2	13.905	1:21.658	28	17.015	1:22.863	28	19.201	1:22.532
2	12.373	1:21.825	2	12.752	1:20.868	28	15.165	1:24.389	9	25.215	1:22.313	9	27.274	1:22.405
91	17.289	1:27.200	9	21.571	1:24.425	9	23.915	1:22.849	74	26.468	1:39.126	74	27.937	1:21.815
9	17.635	1:25.819	91	23.068	1:26.268	15	26.455	1:22.520	15	27.493	1:22.051	15	28.780	1:21.633
53	18.083	1:26.348	53	23.146	1:25.552	53	27.508	1:24.867	53	33.106	1:26.611	53	37.887	1:25.127
25	20.400	1:27.156	15	24.440	1:23.688	91	29.697	1:27.134	8	1 LAP	2:35.056	27	40.962	1:23.876
15	21.241	1:23.282	25	27.460	1:27.549	25	33.665	1:26.710	91	35.815	1:27.131	8	1 LAP	1:27.277
80	27.614	1:30.543	27	34.160	1:24.456	27	35.609	1:21.954	27	37.432	1:22.836	91	43.328	1:27.859
40	28.224	1:29.477	80	35.911	1:28.786	80	42.539	1:27.133	25	39.857	1:27.205	25	46.357	1:26.846
27	30.193	1:25.400	40	36.912	1:29.177	40	42.975	1:26.568	80	50.010	1:28.484	40	54.820	1:24.986
11	31.099	1:31.257	11	39.812	1:29.202	16	2 LAPS	1:27.815	40	50.180	1:28.218	80	57.840	1:28.176
31	32.129	1:31.588	16	2 LAPS	1:27.910	11	50.553	1:31.246	16	2 LAPS	1:26.099	16	2 LAPS	1:24.697
8	33.351	1:31.323	31	41.447	1:29.807	31	51.328	1:30.386	31	59.295	1:28.980	31	1:07.098	1:28.149
16	2 LAPS	1:29.384	8	41.459	1:28.597 P				11	59.549	1:30.009	11	1:08.048	1:28.845
39	4 LAPS	8:31.566 P												

Weather / Track : Sunny / Dry

Rockingham International Spc  
Circuit Length = 1.9400 miles  
Start: 17:01 End: 17:23

**Quaife Radical Club Cup**  
**RACE 7 - LAP CHART**

Lap 11			Lap 12			Lap 13			Lap 14		
No	Behind	Laptime	No	Behind	Laptime	No	Behind	Laptime	No	Behind	Laptime
7		1:20.256	7		1:20.064	7		1:21.085	7		1:21.880
3	1.121	1:20.266	3	1.596	1:20.539	3	1.917	1:21.406	3	1.803	1:21.766
1	3.831	1:20.917	1	4.270	1:20.503	31	1 LAP	1:30.137	1	5.456	1:22.667
59	5.740	1:20.761	59	7.070	1:21.394	1	4.669	1:21.484	59	9.593	1:23.919
69	8.172	1:21.625	69	10.065	1:21.957	11	1 LAP	1:30.124	69	11.574	1:23.062
26	12.039	1:22.654	26	14.258	1:22.283	59	7.554	1:21.569	31	1 LAP	1:31.368
24	16.935	1:21.903	24	21.688	1:24.817	69	10.392	1:21.412	40	1 LAP	1:48.794
6	17.177	1:21.610	95	21.936	1:24.309	26	15.536	1:22.363	11	1 LAP	1:31.324
4	17.399	1:21.642	4	23.486	1:26.151	24	23.392	1:22.789	26	20.611	1:26.955
95	17.691	1:21.779	2	23.768	1:24.740	95	23.881	1:23.030	24	23.650	1:22.138
2	19.092	1:21.433	5	24.137	1:24.662	4	23.905	1:21.504	2	24.383	1:21.993
5	19.539	1:22.826	28	24.652	1:23.278	2	24.270	1:21.587	4	25.030	1:23.005
28	21.438	1:22.493	74	31.825	1:21.738	5	25.573	1:22.521	95	25.530	1:23.529
9	29.694	1:22.676	9	33.084	1:23.454	28	25.852	1:22.285	5	26.810	1:23.117
74	30.151	1:22.470	15	33.366	1:22.898	74	32.611	1:21.871	28	27.479	1:23.507
15	30.532	1:22.008	6	47.278	1:50.165	15	34.459	1:22.178	74	32.010	1:21.279
27	43.994	1:23.288	27	48.035	1:24.105	9	45.443	1:33.444	15	34.022	1:21.443
53	44.572	1:26.941	53	50.309	1:25.801	6	47.674	1:21.481	9	47.010	1:23.447
8	1 LAP	1:26.202	8	1 LAP	1:26.451	27	49.021	1:22.071	6	47.121	1:21.327
91	48.814	1:25.742	91	55.149	1:26.399	53	54.821	1:25.597	27	48.833	1:21.692
25	52.644	1:26.543	25	59.707	1:27.127	91	59.976	1:25.912	53	59.341	1:26.400
40	1:01.736	1:27.172	40	1:08.015	1:26.343	8	1 LAP	1:27.563	91	1:05.139	1:27.043
80	1:05.002	1:27.418	16	2 LAPS	1:24.415	25	1:05.927	1:27.305	8	1 LAP	1:27.177
16	2 LAPS	1:27.139	80	1:11.435	1:26.497	16	2 LAPS	1:25.028	25	1:13.291	1:29.244
31	1:15.210	1:28.368				80	1:17.778	1:27.428	16	2 LAPS	1:23.834
11	1:15.779	1:27.987							80	1:23.346	1:27.448

Weather / Track : Sunny / Dry

Rockingham International Spc  
 Circuit Length = 1.9400 miles  
 Start: 17:01 End: 17:23



# Mini Se7en Championship

## QUALIFYING - RACE 2 - CLASSIFICATION

POS	NO	CL	NAME	ENTRY	TIME	ON	LAPS	GAP	DIFF	MPH
1	85		Andrew DEVINY	Mini Se7en	1:42.753	9	9			67.96
2	37		Gareth HUNT	Mini Se7en	1:43.328	3	9	0.575	0.575	67.58
3	35		Paul SPARK	Mini Se7en	1:43.444	6	8	0.691	0.116	67.51
4	77		Tristen KNIGHT	Mini Se7en	1:44.299	6	9	1.546	0.855	66.96
5	24		James BOWERS COULSON	Mini Se7en	1:44.379	5	9	1.626	0.080	66.90
6	10		Darren THOMAS	Mini Se7en	1:44.415	4	9	1.662	0.036	66.88
7	46		Max HUNTER	Mini Se7en	1:44.757	4	8	2.004	0.342	66.66
8	6		Nath BURGE	Mini Se7en	1:45.071	3	8	2.318	0.314	66.46
9	8		Ian DEVINY	Mini Se7en	1:45.335	5	9	2.582	0.264	66.30
10	5		Graeme DAVIS	Mini Se7en	1:45.842	5	9	3.089	0.507	65.98
11	38		Steven HOPPER	Mini Se7en	1:46.861	5	8	4.108	1.019	65.35
12	60		Malcolm KEAT	Mini Se7en	1:46.960	3	8	4.207	0.099	65.29
13	34		Andrew TOWEY	Mini Se7en	1:47.958	3	9	5.205	0.998	64.69
14	91		Julian AFFLECK	Mini Se7en	1:48.550	7	8	5.797	0.592	64.33
15	95		Julian PROCTOR	Mini Se7en	1:48.719	7	9	5.966	0.169	64.23
16	25		Mike RAYNER	Mini Se7en	1:49.287	8	8	6.534	0.568	63.90
17	69		Steve TRENCH	Mini Se7en	1:49.396	8	8	6.643	0.109	63.84
18	63		David ROBINSON	Mini Se7en	1:56.199	3	8	13.446	6.803	60.10

Weather / Track : Sunny / Dry

These results are provisional until the conclusion of any judicial and technical matters.

Rockingham International Spr

Circuit Length = 1.9400 miles

Start: 09:31 End: 09:48

Clerk of Course :

Timekeeper :

# Mini Se7en Championship

## QUALIFYING - RACE 2 - LAP ANALYSIS

<b>5</b>	<b>Graeme DAVIS</b>			Mini Se7en			
1 -	1:52.512	+ 6.670	9:33:37.040	6 -	1:46.545	+ 0.703	9:42:45.848
2 -	2:02.758	+ 16.916	9:35:39.798	7 -	1:46.600	+ 0.758	9:44:32.448
3 -	1:46.736	+ 0.894	9:37:26.534	8 -	1:46.670	+ 0.828	9:46:19.118
4 -	1:46.927	+ 1.085	9:39:13.461	9 -	1:46.384	+ 0.542	9:48:05.502
5 -	<b>1:45.842</b>		<b>9:40:59.303</b>				
<b>6</b>	<b>Nath BURGE</b>			Mini Se7en			
1 -	1:48.474	+ 3.403	9:35:17.292	5 -	1:47.043	+ 1.972	9:42:23.832
2 -	1:47.392	+ 2.321	9:37:04.684	6 -	1:46.098	+ 1.027	9:44:09.930
3 -	<b>1:45.071</b>		<b>9:38:49.755</b>	7 -	1:47.510	+ 2.439	9:45:57.440
4 -	1:47.034	+ 1.963	9:40:36.789	8 -	1:46.653	+ 1.582	9:47:44.093
<b>8</b>	<b>Ian DEVINY</b>			Mini Se7en			
1 -	1:59.744	+ 14.409	9:33:52.152	6 -	1:46.891	+ 1.556	9:43:00.400
2 -	1:59.467	+ 14.132	9:35:51.619	7 -	1:45.922	+ 0.587	9:44:46.322
3 -	1:50.647	+ 5.312	9:37:42.266	8 -	1:46.447	+ 1.112	9:46:32.769
4 -	1:45.908	+ 0.573	9:39:28.174	9 -	1:45.474	+ 0.139	9:48:18.243
5 -	<b>1:45.335</b>		<b>9:41:13.509</b>				
<b>10</b>	<b>Darren THOMAS</b>			Mini Se7en			
1 -	1:53.021	+ 8.606	9:33:30.158	6 -	1:45.328	+ 0.913	9:42:19.421
2 -	1:47.684	+ 3.269	9:35:17.842	7 -	1:45.640	+ 1.225	9:44:05.061
3 -	1:45.968	+ 1.553	9:37:03.810	8 -	1:47.575	+ 3.160	9:45:52.636
4 -	<b>1:44.415</b>		<b>9:38:48.225</b>	9 -	1:46.790	+ 2.375	9:47:39.426
5 -	1:45.868	+ 1.453	9:40:34.093				
<b>24</b>	<b>James BOWERS COULSON</b>			Mini Se7en			
1 -	1:50.296	+ 5.917	9:33:31.071	6 -	1:44.849	+ 0.470	9:42:16.534
2 -	1:47.007	+ 2.628	9:35:18.078	7 -	1:45.096	+ 0.717	9:44:01.630
3 -	1:44.607	+ 0.228	9:37:02.685	8 -	1:46.111	+ 1.732	9:45:47.741
4 -	1:44.621	+ 0.242	9:38:47.306	9 -	1:46.308	+ 1.929	9:47:34.049
5 -	<b>1:44.379</b>		<b>9:40:31.685</b>				
<b>25</b>	<b>Mike RAYNER</b>			Mini Se7en			
1 -	2:07.000	+ 17.713	9:33:49.231	5 -	1:49.633	+ 0.346	9:41:21.582
2 -	1:57.857	+ 8.570	9:35:47.088	6 -	1:51.585	+ 2.298	9:43:13.167
3 -	1:53.594	+ 4.307	9:37:40.682	7 -	1:50.589	+ 1.302	9:45:03.756
4 -	1:51.267	+ 1.980	9:39:31.949	8 -	<b>1:49.287</b>		<b>9:46:53.043</b>
<b>34</b>	<b>Andrew TOWEY</b>			Mini Se7en			
1 -	1:58.166	+ 10.208	9:33:53.340	6 -	1:48.315	+ 0.357	9:42:36.194
2 -	1:54.520	+ 6.562	9:35:47.860	7 -	1:48.365	+ 0.407	9:44:24.559
3 -	<b>1:47.958</b>		<b>9:37:35.818</b>	8 -	1:48.592	+ 0.634	9:46:13.151
4 -	1:22.009 D	+ -25.949	9:38:57.827	9 -	1:48.634	+ 0.676	9:48:01.785
5 -	1:50.052	+ 2.094	9:40:47.879				
<b>35</b>	<b>Paul SPARK</b>			Mini Se7en			
1 -	1:54.840	+ 11.396	9:33:52.502	5 -	1:43.982	+ 0.538	9:40:57.777
2 -	1:45.185	+ 1.741	9:35:37.687	6 -	<b>1:43.444</b>		<b>9:42:41.221</b>
3 -	1:44.572	+ 1.128	9:37:22.259	7 -	2:06.016	+ 22.572	9:44:47.237
4 -	1:51.536	+ 8.092	9:39:13.795	8 -	1:49.475 P	+ 6.031	9:46:36.712
<b>37</b>	<b>Gareth HUNT</b>			Mini Se7en			
1 -	1:52.913	+ 9.585	9:33:32.647	6 -	1:55.070	+ 11.742	9:42:33.576
2 -	1:45.954	+ 2.626	9:35:18.601	7 -	1:43.472	+ 0.144	9:44:17.048
3 -	<b>1:43.328</b>		<b>9:37:01.929</b>	8 -	1:45.145	+ 1.817	9:46:02.193
4 -	1:43.808	+ 0.480	9:38:45.737	9 -	1:43.821	+ 0.493	9:47:46.014
5 -	1:52.769	+ 9.441	9:40:38.506				

Weather / Track : Sunny / Dry

Rockingham International Spc  
Circuit Length = 1.9400 miles  
Start: 09:31 End: 09:48

# Mini Se7en Championship

## QUALIFYING - RACE 2 - LAP ANALYSIS


<b>38</b>	<b>Steven HOPPER</b>		Mini Se7en			
1 -	1:51.876	+ 5.015	9:33:35.900	5 -	<b>1:46.861</b>	<b>9:40:50.261</b>
2 -	1:51.937	+ 5.076	9:35:27.837	6 -	1:47.145	+ 0.284
3 -	1:46.902	+ 0.041	9:37:14.739	7 -	1:47.684	+ 0.823
4 -	1:48.661	+ 1.800	9:39:03.400	8 -	1:58.512 P	+ 11.651
<b>46</b>	<b>Max HUNTER</b>		Mini Se7en			
1 -	1:59.185	+ 14.428	9:33:56.272	5 -	1:49.248 P	+ 4.491
2 -	1:50.715	+ 5.958	9:35:46.987	6 -	2:23.313	+ 38.556
3 -	1:45.027	+ 0.270	9:37:32.014	7 -	1:46.897	+ 2.140
4 -	<b>1:44.757</b>		<b>9:39:16.771</b>	8 -	1:44.881	+ 0.124
<b>60</b>	<b>Malcolm KEAT</b>		Mini Se7en			
1 -	1:54.739	+ 7.779	9:33:41.586	5 -	1:47.425	+ 0.465
2 -	1:59.770	+ 12.810	9:35:41.356	6 -	1:58.746	+ 11.786
3 -	<b>1:46.960</b>		<b>9:37:28.316</b>	7 -	1:48.390	+ 1.430
4 -	1:47.162	+ 0.202	9:39:15.478	8 -	1:47.451	+ 0.491
<b>63</b>	<b>David ROBINSON</b>		Mini Se7en			
1 -	2:03.638	+ 7.439	9:33:55.057	5 -	1:56.754	+ 0.555
2 -	1:58.577	+ 2.378	9:35:53.634	6 -	1:57.278	+ 1.079
3 -	<b>1:56.199</b>		<b>9:37:49.833</b>	7 -	1:58.044	+ 1.845
4 -	1:57.146	+ 0.947	9:39:46.979	8 -	1:58.151	+ 1.952
<b>69</b>	<b>Steve TRENCH</b>		Mini Se7en			
1 -	2:01.382	+ 11.986	9:33:51.692	5 -	1:50.014	+ 0.618
2 -	1:57.464	+ 8.068	9:35:49.156	6 -	1:51.407	+ 2.011
3 -	1:52.694	+ 3.298	9:37:41.850	7 -	1:49.858	+ 0.462
4 -	1:51.676	+ 2.280	9:39:33.526	8 -	<b>1:49.396</b>	<b>9:46:54.201</b>
<b>77</b>	<b>Tristen KNIGHT</b>		Mini Se7en			
1 -	1:57.888	+ 13.589	9:33:52.428	6 -	<b>1:44.299</b>	<b>9:42:41.448</b>
2 -	1:47.696	+ 3.397	9:35:40.124	7 -	1:47.052	+ 2.753
3 -	1:46.523	+ 2.224	9:37:26.647	8 -	1:45.021	+ 0.722
4 -	1:44.527	+ 0.228	9:39:11.174	9 -	1:45.062	+ 0.763
5 -	1:45.975	+ 1.676	9:40:57.149			
<b>85</b>	<b>Andrew DEVINY</b>		Mini Se7en			
1 -	1:55.568	+ 12.815	9:33:44.683	6 -	1:43.231	+ 0.478
2 -	1:15.503 D	+ -27.250	9:35:00.186	7 -	1:42.985	+ 0.232
3 -	1:44.872	+ 2.119	9:36:45.058	8 -	1:42.849	+ 0.096
4 -	1:42.906	+ 0.153	9:38:27.964	9 -	<b>1:42.753</b>	<b>9:47:02.715</b>
5 -	1:42.933	+ 0.180	9:40:10.897			
<b>91</b>	<b>Julian AFFLECK</b>		Mini Se7en			
1 -	2:02.656	+ 14.106	9:34:01.619	5 -	1:49.844	+ 1.294
2 -	1:52.423	+ 3.873	9:35:54.042	6 -	1:49.672	+ 1.122
3 -	1:49.166	+ 0.616	9:37:43.208	7 -	<b>1:48.550</b>	<b>9:45:02.233</b>
4 -	1:50.959	+ 2.409	9:39:34.167	8 -	1:48.775	+ 0.225
<b>95</b>	<b>Julian PROCTOR</b>		Mini Se7en			
1 -	1:56.565	+ 7.846	9:33:34.459	6 -	1:50.038	+ 1.319
2 -	1:52.701	+ 3.982	9:35:27.160	7 -	<b>1:48.719</b>	<b>9:44:35.538</b>
3 -	1:49.626	+ 0.907	9:37:16.786	8 -	1:49.163	+ 0.444
4 -	1:50.039	+ 1.320	9:39:06.825	9 -	1:56.273	+ 7.554
5 -	1:49.956	+ 1.237	9:40:56.781			

Weather / Track : Sunny / Dry

Rockingham International Spc  
Circuit Length = 1.9400 miles  
Start: 09:31 End: 09:48

# Mini Se7en Championship

## RACE 2 - GRID

ROW 10		12	Huw DAVIES			
ROW 9		63	1:56.199 David ROBINSON	69	1:49.396 Steve TRENCH	
ROW 8	25	1:49.287 Mike RAYNER		95	1:48.719 Julian PROCTOR	
ROW 7		91	1:48.550 Julian AFFLECK		34	1:47.958 Andrew TOWEY
ROW 6	60	1:46.960 Malcolm KEAT		38	1:46.861 Steven HOPPER	
ROW 5		5	1:45.842 Graeme DAVIS		8	1:45.335 Ian DEVINY
ROW 4	6	1:45.071 Nath BURGE		46	1:44.757 Max HUNTER	
ROW 3		10	1:44.415 Darren THOMAS		24	1:44.379 James BOWERS COULSON
ROW 2	77	1:44.299 Tristen KNIGHT		35	1:43.444 Paul SPARK	
ROW 1		37	1:43.328 Gareth HUNT		85	1:42.753 Andrew DEVINY
<b>Pole</b>						
						

Rockingham International  
Circuit Length = 1.9400 miles

Clerk of Course :

Timekeeper :

# Mini Se7en Championship

## RACE 2 - CLASSIFICATION

POS	NO	CL	NAME	ENTRY	LAPS	TIME	GAP	DIFF	MPH	BEST	ON
1	85		Andrew DEVINY	Mini Se7en	10	17:32.864			66.33	1:43.314	7
2	46		Max HUNTER	Mini Se7en	10	17:35.385	2.521	2.521	66.17	1:43.290	6
3	35		Paul SPARK	Mini Se7en	10	17:41.874	9.010	6.489	65.76	1:44.246	7
4	8		Ian DEVINY	Mini Se7en	10	17:43.993	11.129	2.119	65.63	1:45.018	9
5	6		Nath BURGE	Mini Se7en	10	17:44.795	11.931	0.802	65.58	1:44.405	9
6	24		James BOWERS COULSON	Mini Se7en	10	17:45.040	12.176	0.245	65.57	1:44.929	2
7	77		Tristen KNIGHT	Mini Se7en	10	17:45.733	12.869	0.693	65.53	1:44.847	2
8	10		Darren THOMAS	Mini Se7en	10	17:54.488	21.624	8.755	64.99	1:45.563	8
9	60		Malcolm KEAT	Mini Se7en	10	18:16.315	43.451	21.827	63.70	1:47.158	2
10	12		Huw DAVIES	Mini Se7en	10	18:31.577	58.713	15.262	62.82	1:48.752	10
11	25		Mike RAYNER	Mini Se7en	10	18:31.776	58.912	0.199	62.81	1:48.152	9
12	69		Steve TRENCH	Mini Se7en	10	18:32.531	59.667	0.755	62.77	1:48.627	10
13	91		Julian AFFLECK	Mini Se7en	10	19:00.418	1:27.554	27.887	61.24	1:47.550	2
14	5		Graeme DAVIS	Mini Se7en	10	19:12.518	1:39.654	12.100	60.59	1:46.340	2
15	63		David ROBINSON	Mini Se7en	9	18:16.192	1 lap	1 lap	57.33	1:58.170	8
NOT CLASSIFIED											
DNF	37		Gareth HUNT	Mini Se7en	7	12:19.941	3 laps	2 laps	66.06	1:44.109	5
DNF	34		Andrew TOWEY	Mini Se7en	5	9:12.571	5 laps	2 laps	63.19	1:47.334	2
DNF	38		Steven HOPPER	Mini Se7en	1	1:59.705	9 laps	4 laps	58.34		
DNF	95		Julian PROCTOR	Mini Se7en	1	2:03.796	9 laps	4.091	56.41		
FASTEST LAP											
	46		Max HUNTER	Mini Se7en	6	1:43.290		67.61 mph		108.81 kph	

Weather / Track : Sunny / Dry

These results are provisional until the conclusion of any judicial and technical matters.

Rockingham International Spc  
Circuit Length = 1.9400 miles  
Start: 13:53 End: 14:13

Clerk of Course :	Timekeeper :
-------------------	--------------

# Mini Se7en Championship

## RACE 2 - LAP CHART

Lap 1			Lap 2			Lap 3			Lap 4			Lap 5		
No	Behind	Laptime	No	Behind	Laptime	No	Behind	Laptime	No	Behind	Laptime	No	Behind	Laptime
85		1:50.885	85		1:44.708	85		1:45.459	85		1:44.388	85		1:43.839
37	0.725	1:51.610	37	0.394	1:44.377	37	0.421	1:45.486	37	1.183	1:45.150	37	1.453	1:44.109
35	1.222	1:52.107	35	0.993	1:44.479	35	0.838	1:45.304	35	1.915	1:45.465	35	2.559	1:44.483
10	2.361	1:53.246	46	2.523	1:44.317	46	2.605	1:45.541	46	2.741	1:44.524	46	3.107	1:44.205
46	2.914	1:53.799	10	3.359	1:45.706	24	4.990	1:46.606	24	6.207	1:45.605	24	7.981	1:45.613
77	3.464	1:54.349	77	3.603	1:44.847	77	5.489	1:47.345	77	7.026	1:45.925	77	8.337	1:45.150
24	3.622	1:54.507	24	3.843	1:44.929	8	6.310	1:47.342	8	7.218	1:45.296	8	8.606	1:45.227
8	3.913	1:54.798	8	4.427	1:45.222	6	7.035	1:47.751	6	8.186	1:45.539	6	8.981	1:44.634
6	4.211	1:55.096	6	4.743	1:45.240	10	9.674	1:51.774	10	12.338	1:47.052	10	14.409	1:45.910
5	5.594	1:56.479	5	7.226	1:46.340	34	13.530	1:50.277	34	17.588	1:48.446	34	23.292	1:49.543
34	6.086	1:56.971	34	8.712	1:47.334	60	16.152	1:52.249	60	20.222	1:48.458	60	23.773	1:47.390
60	6.912	1:57.797	60	9.362	1:47.158	91	16.794	1:51.217	91	21.508	1:49.102	91	25.454	1:47.785
91	8.194	1:59.079	91	11.036	1:47.550	5	24.301	2:02.534 P	69	30.657	1:49.589	69	36.314	1:49.496
38	8.820	1:59.705	12	20.644	1:54.101	12	24.789	1:49.604	12	31.937	1:51.536	12	36.865	1:48.767
12	11.251	2:02.136	69	21.039	1:52.824	69	25.456	1:49.876	25	32.383	1:50.450	25	37.664	1:49.120
95	12.911	2:03.796	25	21.739	1:52.969	25	26.321	1:50.041	63	1:11.449	2:01.105	5	1:24.712	1:48.181
69	12.923	2:03.808	63	38.380	2:05.313	63	54.732	2:01.811	5	1:20.370	2:40.457	63	1:26.978	1:59.368
25	13.478	2:04.363												
63	17.775	2:08.660												

Weather / Track : Sunny / Dry

Rockingham International Spc  
 Circuit Length = 1.9400 miles  
 Start: 13:53 End: 14:13

# Mini Se7en Championship

## RACE 2 - LAP CHART

Lap 6			Lap 7			Lap 8			Lap 9			Lap 10		
No	Behind	Laptime	No	Behind	Laptime	No	Behind	Laptime	No	Behind	Laptime	No	Behind	Laptime
85		1:43.600	85		1:43.314	85		1:43.553	85		1:45.478	85		1:47.640
37	2.143	1:44.290	37	3.748	1:44.919	46	5.335	1:45.024	46	4.830	1:44.973	46	2.521	1:45.331
46	2.797	1:43.290	46	3.864	1:44.381	35	9.621	1:48.701	35	10.548	1:46.405	35	9.010	1:46.102
35	3.541	1:44.582	35	4.473	1:44.246	8	13.927	1:45.119	8	13.467	1:45.018	8	11.129	1:45.302
24	9.953	1:45.572	24	12.020	1:45.381	6	14.878	1:45.839	6	13.805	1:44.405	6	11.931	1:45.766
8	10.432	1:45.426	8	12.361	1:45.243	24	15.283	1:46.816	24	14.744	1:44.939	24	12.176	1:45.072
6	10.664	1:45.283	6	12.592	1:45.242	77	15.793	1:46.052	77	15.309	1:44.994	77	12.869	1:45.200
77	11.343	1:46.606	77	13.294	1:45.265	63	1 LAP	2:02.658	10	22.747	1:47.178	10	21.624	1:46.517
10	16.569	1:45.760	10	19.037	1:45.782	10	21.047	1:45.563	63	1 LAP	1:58.170	63	1 LAP	1:59.605
60	29.014	1:48.841	60	33.981	1:48.281	60	39.039	1:48.611	60	43.170	1:49.609	60	43.451	1:47.921
12	42.516	1:49.251	12	48.956	1:49.754	12	54.156	1:48.753	25	57.115	1:48.152	12	58.713	1:48.752
69	42.846	1:50.132	69	49.516	1:49.984	25	54.441	1:48.249	12	57.601	1:48.923	25	58.912	1:49.437
25	43.316	1:49.252	25	49.745	1:49.743	69	55.186	1:49.223	69	58.680	1:48.972	69	59.667	1:48.627
91	1:03.988	2:22.134	91	1:10.067	1:49.393	91	1:16.553	1:50.039	91	1:22.901	1:51.826	91	1:27.554	1:52.293
5	1:28.160	1:47.048	5	1:31.659	1:46.813	5	1:36.338	1:48.232	5	1:38.673	1:47.813	5	1:39.654	1:48.621
63	1:42.880	1:59.502												

Weather / Track : Sunny / Dry

Rockingham International Spc  
 Circuit Length = 1.9400 miles  
 Start: 13:53 End: 14:13

# Competition Car Insurance Radical UK Cup

## QUALIFYING - RACE 3 - CLASSIFICATION

POS	NO	CL	NAME	ENTRY	TIME	ON	LAPS	GAP	DIFF	MPH
1	88	M	KAISER/WOODWARD	Radical SR8	1:15.947	4	16			91.95
2	14	M	BROMILEY/BALFE	Radical SR8	1:16.968	7	17	1.021	1.021	90.73
3	47	M	PYE/FLUX/HADFIELD	Radical SR8	1:17.621	6	16	1.674	0.653	89.97
4	1	M	Derek JOHNSTON	Radical SR8	1:17.749	11	13	1.802	0.128	89.82
5	61	M	Manhal ALLOS	Radical SR8	1:17.759	5	14	1.812	0.010	89.81
6	70	S	THORBURN/WHELDON	Radical SR3	1:18.274	8	17	2.327	0.515	89.22
7	85	S	Ross ALLEN	Radical SR3	1:18.808	13	13	2.861	0.534	88.61
8	16	S	GREENSALL/THOMAS	Radical	1:19.342	7	17	3.395	0.534	88.02
9	42	M	Richard FEARNES	Radical SR8	1:19.475	8	16	3.528	0.133	87.87
10	71	S	ABBOTT/ABBOTT	Radical	1:19.572	12	16	3.625	0.097	87.76
11	40	S	PICKERING/WHITE	Radical SR3	1:20.406	6	15	4.459	0.834	86.85
12	24	S	Chris HILLABY	Radical SR3 RS	1:20.572	17	17	4.625	0.166	86.67
13	44	S	KERSHAW/BUSH	Radical SR3	1:20.690	6	15	4.743	0.118	86.55
14	87	S	GATTI/SUOMEN	Radical SR3	1:20.836	15	15	4.889	0.146	86.39
15	7	S	SHARMAN/SMITHSON	Radical SR3	1:21.955	5	15	6.008	1.119	85.21
16	46	S	Peter OSBORNE	Radical SR3	1:23.217	13	13	7.270	1.262	83.92
17	53	M	LORD/WILKINS	Radical SR8	1:24.327	14	14	8.380	1.110	82.81

Weather / Track : Sunny / Dry

These results are provisional until the conclusion of any judicial and technical matters.

Rockingham International Spr

Circuit Length = 1.9400 miles

Start: 09:53 End: 10:19

Clerk of Course :

Timekeeper :



# Competition Car Insurance Radical UK Cup

## QUALIFYING - RACE 3 - LAP ANALYSIS

<b>1</b>	<b>Derek JOHNSTON</b>						M	Radical SR8		
1 -	1:41.033 P	+ 23.284	9:56:05.272	8 -	3:13.022	+ 1:55.273	10:11:46.495			
2 -	5:45.199	+ 4:27.450	10:01:50.471	9 -	1:20.662	+ 2.913	10:13:07.157			
3 -	1:19.990	+ 2.241	10:03:10.461	10 -	1:18.518	+ 0.769	10:14:25.675			
4 -	1:18.453	+ 0.704	10:04:28.914	11 -	<b>1:17.749</b>		<b>10:15:43.424</b>			
5 -	1:18.450	+ 0.701	10:05:47.364	12 -	1:18.168	+ 0.419	10:17:01.592			
6 -	1:18.035	+ 0.286	10:07:05.399	13 -	1:18.070	+ 0.321	10:18:19.662			
7 -	1:28.074 P	+ 10.325	10:08:33.473							
<b>7</b>	<b>SHARMAN/SMITHSON</b>						S	Radical SR3		
1 -	1:47.123	+ 25.168	9:56:33.280	9 -	3:20.078	+ 1:58.123	10:09:36.524			
2 -	1:28.248	+ 6.293	9:58:01.528	10 -	1:45.029	+ 23.074	10:11:21.553			
3 -	1:23.771	+ 1.816	9:59:25.299	11 -	1:26.018	+ 4.063	10:12:47.571			
4 -	1:22.289	+ 0.334	10:00:47.588	12 -	1:24.752	+ 2.797	10:14:12.323			
5 -	<b>1:21.955</b>		<b>10:02:09.543</b>	13 -	1:23.949	+ 1.994	10:15:36.272			
6 -	1:22.257	+ 0.302	10:03:31.800	14 -	1:24.325	+ 2.370	10:17:00.597			
7 -	1:23.812	+ 1.857	10:04:55.612	15 -	1:23.467	+ 1.512	10:18:24.064			
8 -	1:20.834 P	+ -1.121	10:06:16.446							
<b>14</b>	<b>BROMILEY/BALFE</b>						M	Radical SR8		
1 -	1:43.319	+ 26.351	9:54:59.204	10 -	1:19.531 P	+ 2.563	10:07:13.696			
2 -	1:31.446	+ 14.478	9:56:30.650	11 -	3:19.805	+ 2:02.837	10:10:33.501			
3 -	1:24.792	+ 7.824	9:57:55.442	12 -	1:19.588	+ 2.620	10:11:53.089			
4 -	1:22.943	+ 5.975	9:59:18.385	13 -	1:18.179	+ 1.211	10:13:11.268			
5 -	1:18.305	+ 1.337	10:00:36.690	14 -	1:19.498	+ 2.530	10:14:30.766			
6 -	1:18.711	+ 1.743	10:01:55.401	15 -	1:18.061	+ 1.093	10:15:48.827			
7 -	<b>1:16.968</b>		<b>10:03:12.369</b>	16 -	1:21.250	+ 4.282	10:17:10.077			
8 -	1:17.030	+ 0.062	10:04:29.399	17 -	1:17.798	+ 0.830	10:18:27.875			
9 -	1:24.766	+ 7.798	10:05:54.165							
<b>16</b>	<b>GREENSALL/THOMAS</b>						S	Radical		
1 -	1:29.927	+ 10.585	9:55:08.417	10 -	2:41.191	+ 1:21.849	10:08:38.017			
2 -	1:24.234	+ 4.892	9:56:32.651	11 -	1:22.830	+ 3.488	10:10:00.847			
3 -	1:21.599	+ 2.257	9:57:54.250	12 -	1:21.635	+ 2.293	10:11:22.482			
4 -	1:20.739	+ 1.397	9:59:14.989	13 -	1:22.998	+ 3.656	10:12:45.480			
5 -	1:20.400	+ 1.058	10:00:35.389	14 -	1:21.785	+ 2.443	10:14:07.265			
6 -	1:19.619	+ 0.277	10:01:55.008	15 -	1:22.632	+ 3.290	10:15:29.897			
7 -	<b>1:19.342</b>		<b>10:03:14.350</b>	16 -	1:23.674	+ 4.332	10:16:53.571			
8 -	1:19.468	+ 0.126	10:04:33.818	17 -	1:22.377	+ 3.035	10:18:15.948			
9 -	1:23.008 P	+ 3.666	10:05:56.826							
<b>24</b>	<b>Chris HILLABY</b>						S	Radical SR3 RS		
1 -	1:42.611	+ 22.039	9:54:59.708	10 -	1:25.022 P	+ 4.450	10:07:29.514			
2 -	1:33.006	+ 12.434	9:56:32.714	11 -	2:49.685	+ 1:29.113	10:10:19.199			
3 -	1:23.274	+ 2.702	9:57:55.988	12 -	1:22.704	+ 2.132	10:11:41.903			
4 -	1:23.579	+ 3.007	9:59:19.567	13 -	1:22.540	+ 1.968	10:13:04.443			
5 -	1:20.904	+ 0.332	10:00:40.471	14 -	1:20.913	+ 0.341	10:14:25.356			
6 -	1:21.467	+ 0.895	10:02:01.938	15 -	1:21.052	+ 0.480	10:15:46.408			
7 -	1:20.919	+ 0.347	10:03:22.857	16 -	1:49.230	+ 28.658	10:17:35.638			
8 -	1:20.786	+ 0.214	10:04:43.643	17 -	<b>1:20.572</b>		<b>10:18:56.210</b>			
9 -	1:20.849	+ 0.277	10:06:04.492							
<b>40</b>	<b>PICKERING/WHITE</b>						S	Radical SR3		
1 -	1:34.855	+ 14.449	9:55:21.877	9 -	3:09.901	+ 1:49.495	10:08:02.285			
2 -	1:24.554	+ 4.148	9:56:46.431	10 -	1:25.131	+ 4.725	10:09:27.416			
3 -	1:21.794	+ 1.388	9:58:08.225	11 -	1:25.518	+ 5.112	10:10:52.934			
4 -	1:21.465	+ 1.059	9:59:29.690	12 -	1:24.717	+ 4.311	10:12:17.651			
5 -	1:21.193	+ 0.787	10:00:50.883	13 -	1:25.281	+ 4.875	10:13:42.932			
6 -	<b>1:20.406</b>		<b>10:02:11.289</b>	14 -	1:25.297	+ 4.891	10:15:08.229			
7 -	1:20.998	+ 0.592	10:03:32.287	15 -	1:40.933 P	+ 20.527	10:16:49.162			
8 -	1:20.097 P	+ -0.309	10:04:52.384							

Weather / Track : Sunny / Dry

Rockingham International Spc  
Circuit Length = 1.9400 miles  
Start: 09:53 End: 10:19

# Competition Car Insurance Radical UK Cup

## QUALIFYING - RACE 3 - LAP ANALYSIS

<b>42</b>	<b>Richard FEARNS</b>		<b>M Radical SR8</b>				
1 -	2:02.760	+ 43.285	9:55:40.505	9 -	1:28.807 P	+ 9.332	10:07:02.722
2 -	1:37.894	+ 18.419	9:57:18.399	10 -	3:22.720	+ 2:03.245	10:10:25.442
3 -	1:28.807	+ 9.332	9:58:47.206	11 -	1:21.788	+ 2.313	10:11:47.230
4 -	1:22.680	+ 3.205	10:00:09.886	12 -	1:21.924	+ 2.449	10:13:09.154
5 -	1:21.888	+ 2.413	10:01:31.774	13 -	1:22.430	+ 2.955	10:14:31.584
6 -	1:21.926	+ 2.451	10:02:53.700	14 -	1:20.192	+ 0.717	10:15:51.776
7 -	1:20.740	+ 1.265	10:04:14.440	15 -	1:21.219	+ 1.744	10:17:12.995
8 -	<b>1:19.475</b>		<b>10:05:33.915</b>	16 -	1:20.142	+ 0.667	10:18:33.137
<b>44</b>	<b>KERSHAW/BUSH</b>		<b>S Radical SR3</b>				
1 -	1:42.555	+ 21.865	9:55:41.811	9 -	4:39.063	+ 3:18.373	10:10:01.885
2 -	1:31.588	+ 10.898	9:57:13.399	10 -	1:26.541	+ 5.851	10:11:28.426
3 -	1:23.734	+ 3.044	9:58:37.133	11 -	1:36.108	+ 15.418	10:13:04.534
4 -	1:21.068	+ 0.378	9:59:58.201	12 -	1:29.084	+ 8.394	10:14:33.618
5 -	1:20.831	+ 0.141	10:01:19.032	13 -	1:36.694	+ 16.004	10:16:10.312
6 -	<b>1:20.690</b>		<b>10:02:39.722</b>	14 -	1:28.356	+ 7.666	10:17:38.668
7 -	1:25.044	+ 4.354	10:04:04.766	15 -	1:26.410	+ 5.720	10:19:05.078
8 -	1:18.056 P	+ -2.634	10:05:22.822				
<b>46</b>	<b>Peter OSBORNE</b>		<b>S Radical SR3</b>				
1 -	1:53.082	+ 29.865	9:56:51.880	8 -	1:23.278	+ 0.061	10:07:14.020
2 -	1:36.292	+ 13.075	9:58:28.172	9 -	1:40.477 P	+ 17.260	10:08:54.497
3 -	1:34.467	+ 11.250	10:00:02.639	10 -	5:19.245	+ 3:56.028	10:14:13.742
4 -	1:34.717	+ 11.500	10:01:37.356	11 -	1:23.807	+ 0.590	10:15:37.549
5 -	1:25.116	+ 1.899	10:03:02.472	12 -	1:23.569	+ 0.352	10:17:01.118
6 -	1:23.606	+ 0.389	10:04:26.078	13 -	<b>1:23.217</b>		<b>10:18:24.335</b>
7 -	1:24.664	+ 1.447	10:05:50.742				
<b>47</b>	<b>PYE/FLUX/HADFIELD</b>		<b>M Radical SR8</b>				
1 -	1:40.154	+ 22.533	9:55:07.831	9 -	1:18.241	+ 0.620	10:07:12.948
2 -	1:35.387	+ 17.766	9:56:43.218	10 -	1:19.585 P	+ 1.964	10:08:32.533
3 -	1:19.318	+ 1.697	9:58:02.536	11 -	3:22.463	+ 2:04.842	10:11:54.996
4 -	1:23.127 P	+ 5.506	9:59:25.663	12 -	1:23.591	+ 5.970	10:13:18.587
5 -	2:34.859	+ 1:17.238	10:02:00.522	13 -	1:22.459	+ 4.838	10:14:41.046
6 -	<b>1:17.621</b>		<b>10:03:18.143</b>	14 -	1:21.565	+ 3.944	10:16:02.611
7 -	1:18.138	+ 0.517	10:04:36.281	15 -	1:21.923	+ 4.302	10:17:24.534
8 -	1:18.426	+ 0.805	10:05:54.707	16 -	1:21.214	+ 3.593	10:18:45.748
<b>53</b>	<b>LORD/WILKINS</b>		<b>M Radical SR8</b>				
1 -	2:18.510	+ 54.183	9:55:54.230	8 -	3:48.235	+ 2:23.908	10:09:35.430
2 -	1:47.681	+ 23.354	9:57:41.911	9 -	1:25.864	+ 1.537	10:11:01.294
3 -	1:41.615	+ 17.288	9:59:23.526	10 -	1:25.362	+ 1.035	10:12:26.656
4 -	1:37.269	+ 12.942	10:01:00.795	11 -	1:25.937	+ 1.610	10:13:52.593
5 -	1:32.046	+ 7.719	10:02:32.841	12 -	1:25.165	+ 0.838	10:15:17.758
6 -	1:39.528	+ 15.201	10:04:12.369	13 -	1:25.544	+ 1.217	10:16:43.302
7 -	1:34.826 P	+ 10.499	10:05:47.195	14 -	<b>1:24.327</b>		<b>10:18:07.629</b>
<b>61</b>	<b>Manhal ALLOS</b>		<b>M Radical SR8</b>				
1 -	1:44.641	+ 26.882	9:57:15.732	8 -	1:17.934	+ 0.175	10:08:49.567
2 -	1:23.758	+ 5.999	9:58:39.490	9 -	1:25.894	+ 8.135	10:10:15.461
3 -	1:19.074	+ 1.315	9:59:58.564	10 -	1:17.969	+ 0.210	10:11:33.430
4 -	1:18.169	+ 0.410	10:01:16.733	11 -	1:17.951	+ 0.192	10:12:51.381
5 -	<b>1:17.759</b>		<b>10:02:34.492</b>	12 -	1:18.721	+ 0.962	10:14:10.102
6 -	1:29.941 P	+ 12.182	10:04:04.433	13 -	1:18.541	+ 0.782	10:15:28.643
7 -	3:27.200	+ 2:09.441	10:07:31.633	14 -	1:54.732 P	+ 36.973	10:17:23.375
<b>70</b>	<b>THORBURN/WHELDON</b>		<b>S Radical SR3</b>				
1 -	1:38.154	+ 19.880	9:54:57.035	10 -	3:23.343	+ 2:05.069	10:09:01.809
2 -	1:25.704	+ 7.430	9:56:22.739	11 -	1:21.087	+ 2.813	10:10:22.896
3 -	1:23.931	+ 5.657	9:57:46.670	12 -	1:22.951	+ 4.677	10:11:45.847
4 -	1:19.441	+ 1.167	9:59:06.111	13 -	1:28.766	+ 10.492	10:13:14.613

Weather / Track : Sunny / Dry

Rockingham International Spc  
Circuit Length = 1.9400 miles  
Start: 09:53 End: 10:19

## Competition Car Insurance Radical UK Cup QUALIFYING - RACE 3 - LAP ANALYSIS


5 -	1:18.295	+ 0.021	10:00:24.406	14 -	1:20.278	+ 2.004	10:14:34.891
6 -	1:18.300	+ 0.026	10:01:42.706	15 -	1:20.708	+ 2.434	10:15:55.599
7 -	1:18.590	+ 0.316	10:03:01.296	16 -	1:28.622	+ 10.348	10:17:24.221
8 -	<b>1:18.274</b>		<b>10:04:19.570</b>	17 -	1:26.339	+ 8.065	10:18:50.560
9 -	1:18.896 P	+ 0.622	10:05:38.466				
<b>71</b>	<b>ABBOTT/ABBOTT</b>			<b>S Radical</b>			
1 -	2:21.847	+ 1:02.275	9:55:54.856	9 -	1:21.599	+ 2.027	10:09:58.855
2 -	1:27.585	+ 8.013	9:57:22.441	10 -	1:21.093	+ 1.521	10:11:19.948
3 -	1:22.769	+ 3.197	9:58:45.210	11 -	1:19.847	+ 0.275	10:12:39.795
4 -	1:20.698	+ 1.126	10:00:05.908	12 -	<b>1:19.572</b>		<b>10:13:59.367</b>
5 -	1:22.155	+ 2.583	10:01:28.063	13 -	1:19.813	+ 0.241	10:15:19.180
6 -	1:20.111	+ 0.539	10:02:48.174	14 -	1:20.235	+ 0.663	10:16:39.415
7 -	1:21.111 P	+ 1.539	10:04:09.285	15 -	1:19.635	+ 0.063	10:17:59.050
8 -	4:27.971	+ 3:08.399	10:08:37.256	16 -	1:19.696	+ 0.124	10:19:18.746
<b>85</b>	<b>Ross ALLEN</b>			<b>S Radical SR3</b>			
1 -	1:41.566	+ 22.758	9:56:19.715	8 -	1:21.060	+ 2.252	10:05:58.946
2 -	1:28.726	+ 9.918	9:57:48.441	9 -	1:23.908 P	+ 5.100	10:07:22.854
3 -	1:25.247	+ 6.439	9:59:13.688	10 -	7:13.369	+ 5:54.561	10:14:36.223
4 -	1:22.695	+ 3.887	10:00:36.383	11 -	1:19.773	+ 0.965	10:15:55.996
5 -	1:20.879	+ 2.071	10:01:57.262	12 -	1:22.467	+ 3.659	10:17:18.463
6 -	1:19.691	+ 0.883	10:03:16.953	13 -	<b>1:18.808</b>		<b>10:18:37.271</b>
7 -	1:20.933	+ 2.125	10:04:37.886				
<b>87</b>	<b>GATTI/SUOMEN</b>			<b>S Radical SR3</b>			
1 -	1:48.901	+ 28.065	9:57:05.865	9 -	2:00.494	+ 39.658	10:10:55.943
2 -	1:34.002	+ 13.166	9:58:39.867	10 -	1:22.283	+ 1.447	10:12:18.226
3 -	1:25.093	+ 4.257	10:00:04.960	11 -	1:29.448	+ 8.612	10:13:47.674
4 -	1:25.158	+ 4.322	10:01:30.118	12 -	1:21.573	+ 0.737	10:15:09.247
5 -	1:22.234	+ 1.398	10:02:52.352	13 -	1:21.144	+ 0.308	10:16:30.391
6 -	1:24.771 P	+ 3.935	10:04:17.123	14 -	1:21.183	+ 0.347	10:17:51.574
7 -	3:02.748	+ 1:41.912	10:07:19.871	15 -	<b>1:20.836</b>		<b>10:19:12.410</b>
8 -	1:35.578 P	+ 14.742	10:08:55.449				
<b>88</b>	<b>KAISER/WOODWARD</b>			<b>M Radical SR8</b>			
1 -	1:41.141	+ 25.194	9:55:55.032	9 -	1:17.289 P	+ 1.342	10:07:20.441
2 -	1:25.935	+ 9.988	9:57:20.967	10 -	3:21.447	+ 2:05.500	10:10:41.888
3 -	1:22.785	+ 6.838	9:58:43.752	11 -	1:17.940	+ 1.993	10:11:59.828
4 -	<b>1:15.947</b>		<b>9:59:59.699</b>	12 -	1:19.041	+ 3.094	10:13:18.869
5 -	1:16.075	+ 0.128	10:01:15.774	13 -	1:20.925	+ 4.978	10:14:39.794
6 -	1:16.032	+ 0.085	10:02:31.806	14 -	1:20.848	+ 4.901	10:16:00.642
7 -	1:35.840 P	+ 19.893	10:04:07.646	15 -	1:21.674	+ 5.727	10:17:22.316
8 -	1:55.506	+ 39.559	10:06:03.152	16 -	1:18.498	+ 2.551	10:18:40.814

Weather / Track : Sunny / Dry

Rockingham International Spc  
Circuit Length = 1.9400 miles  
Start: 09:53 End: 10:19

# Competition Car Insurance Radical UK Cup

## RACE 3 - GRID - AMENDED

ROW 9	57 Phil KEEN	53 LORD/WILKINS
ROW 8	46 Peter OSBORNE	87 GATTI/SUOMEN
ROW 7	7 SHARMAN/SMITHSON	24 HILLABY/BILEY
ROW 6	44 KERSHAW/BUSH	40 PICKERING/WHITE
ROW 5	71 ABBOTT/ABBOTT	85 Ross ALLEN
ROW 4	42 Richard FEARNs	16 GREENSALL/THOMAS
ROW 3	70 THORBURN/WHELDON	1 Derek JOHNSTON
ROW 2	61 Manhal ALLOS	47 PYE/FLUX/HADFIELD
ROW 1	14 BROMILEY/BALFE	88 KAISER/WOODWARD
<b>Pole</b>		
		

Car 57 allowed to start from back of grid

Rockingham International  
Circuit Length = 1.9400 miles


**These results are provisional until the conclusion of any judicial and technical matters.**

Clerk of Course :

Timekeeper :

# Competition Car Insurance Radical UK Cup

## RACE 8 - GRID - AMENDED

ROW 9	57 Phil KEEN	44 KERSHAW/BUSH
ROW 8	40 PICKERING/WHITE	53 LORD/WILKINS
ROW 7	7 SHARMAN/SMITHSON	46 Peter OSBORNE
ROW 6	16 GREENSALL/THOMAS	47 PYE/FLUX/HADFIELD
ROW 5	87 GATTI/SUOMEN	24 HILLABY/BILEY
ROW 4	70 THORBURN/WHELDON	42 Richard FEARNES
ROW 3	71 ABBOTT/ABBOTT	85 Ross ALLEN
ROW 2	88 KAISER/WOODWARD	61 Manhal ALLOS
ROW 1	14 BROMILEY/BALFE	1 Derek JOHNSTON
<b>Pole</b>		
		

Rockingham International  
Circuit Length = 1.9400 miles

**These results are provisional until the conclusion of any judicial and technical matters.**

Clerk of Course :

Timekeeper :

# Competition Car Insurance Radical UK Cup

## RACE 3 - CLASSIFICATION - AMENDED

POS	NO	CL	NAME	ENTRY	LAPS	TIME	GAP	DIFF	MPH	BEST	ON
1	57	M	Phil KEEN	Radical SR8	27	40:12.643			78.15	1:18.217	6
2	1	M	Derek JOHNSTON	Radical SR8	27	40:12.877	0.234	0.234	78.14	1:18.390	7
3	88	M	KAISER/WOODWARD	Radical SR8	27	40:14.830	2.187	1.953	78.08	1:16.434	3
4	85	S	Ross ALLEN	Radical SR3	27	40:20.942	8.299	6.112	77.88	1:20.116	13
5	47	M	PYE/FLUX/HADFIELD	Radical SR8	27	40:20.964	8.321	0.022	77.88	1:18.928	16
6	70	S	THORBURN/WHELDON	Radical SR3	27	40:21.827	9.184	0.863	77.86	1:19.841	2
7	42	M	Richard FEARNES	Radical SR8	27	40:23.016	10.373	1.189	77.82	1:20.013	8
8	71	S	ABBOTT/ABBOTT	Radical SR3	27	40:25.555	12.912	2.539	77.74	1:20.978	19
9	61	M	Manhal ALLOS	Radical SR8	27	40:39.337	26.694	13.782	77.30	1:19.858	19
10	40	S	PICKERING/WHITE	Radical SR3	27	41:04.855	52.212	25.518	76.50	1:21.293	14
11	24	S	HILLABY/BILEY	Radical SR3 RS	26	40:18.609	1 lap	1 lap	75.07	1:21.882	26
12	46	S	Peter OSBORNE	Radical SR3	26	40:20.368	1 lap	1.759	75.02	1:22.755	16
13	87	S	GATTI/SUOMEN	Radical SR3	26	40:25.174	1 lap	4.806	74.87	1:22.855	4
14	44	S	KERSHAW/BUSH	Radical SR3	26	40:28.576	1 lap	3.402	74.76	1:21.567	3
15	7	S	SHARMAN/SMITHSON	Radical SR3	26	40:34.886	1 lap	6.310	74.57	1:22.871	3
16	53	M	LORD/WILKINS	Radical SR8	24	40:32.865	3 laps	2 laps	68.89	1:27.284	16
NOT CLASSIFIED											
DNC	14	M	BROMILEY/BALFE	Radical SR8	20	27:45.155	7 laps	4 laps	83.88	1:18.120	7
DNC	16	S	GREENSALL/THOMAS	Radical SR3	18	40:36.162	9 laps	2 laps	51.60	1:22.437	5
FASTEST LAP											
	88	M	KAISER/WOODWARD	Radical SR8	3	1:16.434			91.37 mph	147.04 kph	
	70	S	THORBURN/WHELDON	Radical SR3	2	1:19.841			87.47 mph	140.77 kph	

Car 40 - Contravention of regulation CR 3.10 (Safety Car) - C 2.3 - 30 second penalty

Weather / Track : Sunny / Dry

These results are provisional until the conclusion of any judicial and technical matters.

Rockingham International Spc  
Circuit Length = 1.9400 miles  
Start: 14:30 End: 15:11

Clerk of Course :		Timekeeper :
-------------------	--	--------------

# Competition Car Insurance Radical UK Cup

## RACE 3 - LAP CHART

Lap 1			Lap 2			Lap 3			Lap 4			Lap 5		
No	Behind	Laptime	No	Behind	Laptime	No	Behind	Laptime	No	Behind	Laptime	No	Behind	Laptime
88		1:18.399	88		1:16.880	88		1:16.434	88		1:17.067	88		1:17.091
61	3.262	1:21.661	61	6.318	1:19.936	1	10.983	1:20.683	1	12.924	1:19.008	1	14.746	1:18.913
14	4.355	1:22.754	1	6.734	1:18.936	14	11.400	1:20.702	14	13.588	1:19.255	14	15.373	1:18.876
1	4.678	1:23.077	14	7.132	1:19.657	61	12.816	1:22.932	61	15.900	1:20.151	61	19.203	1:20.394
70	5.772	1:24.171	70	8.733	1:19.841	70	13.381	1:21.082	70	16.488	1:20.174	57	19.464	1:19.872
44	9.477	1:27.876	57	13.054	1:19.616	57	15.341	1:18.721	57	16.683	1:18.409	70	20.075	1:20.678
57	10.318	1:28.717	44	14.590	1:21.993	44	19.723	1:21.567	44	24.641	1:21.985	44	29.338	1:21.788
40	11.282	1:29.681	40	15.867	1:21.465	40	21.283	1:21.850	40	25.536	1:21.320	40	30.248	1:21.803
71	11.983	1:30.382	71	17.087	1:21.984	71	23.124	1:22.471	85	26.677	1:20.400	85	30.691	1:21.105
85	12.209	1:30.608	85	17.492	1:22.163	85	23.344	1:22.286	42	27.742	1:20.582	42	31.537	1:20.886
47	13.281	1:31.680	42	18.547	1:21.699	42	24.227	1:22.114	71	29.023	1:22.966	71	33.966	1:22.034
42	13.728	1:32.127	47	20.540	1:24.139	47	26.853	1:22.747	47	32.865	1:23.079	47	38.320	1:22.546
7	14.429	1:32.828	7	21.376	1:23.827	7	27.813	1:22.871	7	33.736	1:22.990	7	39.577	1:22.932
87	15.283	1:33.682	87	22.692	1:24.289	87	29.639	1:23.381	87	35.427	1:22.855	87	41.762	1:23.426
46	15.988	1:34.387	46	23.453	1:24.345	46	31.307	1:24.288	46	37.992	1:23.752	46	45.549	1:24.648
53	23.606	1:42.005	16	36.566	1:24.921	16	42.350	1:22.218 P	24	53.162	1:24.394	24	59.379	1:23.308
24	26.619	1:45.018	24	37.706	1:27.967	24	45.835	1:24.563	53	1:04.637	1:28.785	53	1:16.365	1:28.819
16	28.525	1:46.924	53	39.665	1:32.939	53	52.919	1:29.688						

Weather / Track : Sunny / Dry

Rockingham International Spc  
Circuit Length = 1.9400 miles  
Start: 14:30 End: 15:11

# Competition Car Insurance Radical UK Cup

## RACE 3 - LAP CHART

Lap 6			Lap 7			Lap 8			Lap 9			Lap 10		
No	Behind	Laptime	No	Behind	Laptime	No	Behind	Laptime	No	Behind	Laptime	No	Behind	Laptime
88		1:17.587	88		1:17.888	88		1:18.593	88		1:18.381	88		1:19.043
1	15.635	1:18.476	53	1 LAP	1:31.669	1	16.459	1:18.915	1	17.039	1:18.961	24	1 LAP	1:26.577
14	16.373	1:18.587	1	16.137	1:18.390	14	17.071	1:19.059	14	17.575	1:18.885	1	17.119	1:19.123
57	20.094	1:18.217	14	16.605	1:18.120	57	21.692	1:19.075	57	22.579	1:19.268	14	17.572	1:19.040
61	22.371	1:20.755	57	21.210	1:19.004	53	1 LAP	1:31.589	61	27.863	1:20.087	57	22.536	1:19.000
70	22.999	1:20.511	61	24.856	1:20.373	61	26.157	1:19.894	70	28.554	1:20.174	61	29.496	1:20.676
44	33.887	1:22.136	70	25.318	1:20.207	70	26.761	1:20.036	42	42.697	1:20.355	70	30.092	1:20.581
40	34.240	1:21.579	40	37.957	1:21.605	42	40.723	1:20.013	40	45.006	1:21.605	42	43.872	1:20.218
42	35.602	1:21.652	44	38.903	1:22.904	40	41.782	1:22.418	85	45.390	1:21.057	85	46.691	1:20.344
85	36.060	1:22.956	42	39.303	1:21.589	85	42.714	1:21.410	44	46.786	1:22.036	40	47.979	1:22.016
71	38.524	1:22.145	85	39.897	1:21.725	44	43.131	1:22.821	71	48.703	1:21.731	44	49.473	1:21.730
47	43.126	1:22.393	71	42.284	1:21.648	71	45.353	1:21.662	47	56.272	1:23.048	71	51.269	1:21.609
7	45.316	1:23.326	47	47.897	1:22.659	47	51.605	1:22.301	7	1:02.026	1:25.120	47	1:01.520	1:24.291
87	47.177	1:23.002	7	50.440	1:23.012	7	55.287	1:23.440	87	1:05.073	1:24.043	7	1:06.642	1:23.659
46	51.967	1:24.005	87	53.994	1:24.705	87	59.411	1:24.010	46	1:11.310	1:25.510	87	1:09.127	1:23.097
24	1:05.777	1:23.985	46	58.582	1:24.503	46	1:04.181	1:24.192	53	1 LAP	2:04.633	16	4 LAPS	1:22.472
			24	1:11.526	1:23.637	16	4 LAPS	6:53.776	16	4 LAPS	1:22.437	46	1:17.421	1:25.154
						24	1:17.381	1:24.448						

Weather / Track : Sunny / Dry

Rockingham International Spc  
Circuit Length = 1.9400 miles  
Start: 14:30 End: 15:11



# Competition Car Insurance Radical UK Cup

## RACE 3 - LAP CHART

Lap 11			Lap 12			Lap 13			Lap 14			Lap 15		
No	Behind	Laptime	No	Behind	Laptime	No	Behind	Laptime	No	Behind	Laptime	No	Behind	Laptime
88		1:19.292	88		1:18.400	88		1:18.806	88		1:18.561	88		1:19.145
53	2 LAPS	1:37.050	7	1 LAP	1:33.811	87	1 LAP	1:25.736	87	1 LAP	1:24.261	87	1 LAP	1:24.374
24	1 LAP	1:24.983	46	1 LAP	1:24.178	7	1 LAP	1:22.909	7	1 LAP	1:23.777	7	1 LAP	1:20.913 P
1	17.200	1:19.373	1	17.828	1:19.028	46	1 LAP	1:23.936	46	1 LAP	1:23.884	46	1 LAP	1:22.675 P
14	17.910	1:19.630	14	18.436	1:18.926	1	17.902	1:18.880	1	17.896	1:18.555	14	19.120	1:19.902
57	22.607	1:19.363	24	1 LAP	1:26.635	14	18.293	1:18.663	14	18.363	1:18.631	1	23.936	1:25.185 P
61	30.936	1:20.732	57	24.014	1:19.807	57	24.837	1:19.629	57	25.782	1:19.506	57	24.802	1:18.165 P
70	31.658	1:20.858	53	2 LAPS	1:36.110	24	1 LAP	1:24.576	24	1 LAP	1:23.442	24	1 LAP	1:24.333 P
42	45.228	1:20.648	61	32.534	1:19.998	61	34.369	1:20.641	61	36.619	1:20.811	61	37.487	1:20.013 P
85	47.691	1:20.292	70	33.158	1:19.900	70	34.896	1:20.544	70	37.224	1:20.889	70	37.934	1:19.855 P
40	50.282	1:21.595	42	47.591	1:20.763	53	2 LAPS	1:33.995	85	53.335	1:20.961	42	56.223	1:21.720
44	51.831	1:21.650	85	49.625	1:20.334	42	49.242	1:20.457	42	53.648	1:22.967	85	56.889	1:22.699
71	53.343	1:21.366	40	53.619	1:21.737	85	50.935	1:20.116	53	2 LAPS	1:32.359	40	1:02.333	1:22.220
47	1:05.085	1:22.857	44	55.426	1:21.995	40	56.526	1:21.713	40	59.258	1:21.293	71	1:05.685	1:22.611
87	1:12.863	1:23.028	71	56.271	1:21.328	44	58.397	1:21.777	44	1:01.941	1:22.105	44	1:07.148	1:24.352
16	4 LAPS	1:20.486 P	47	1:08.898	1:22.213	71	59.076	1:21.611	71	1:02.219	1:21.704	53	2 LAPS	1:32.551 P
						47	1:12.880	1:22.788	47	1:15.861	1:21.542 P			

Weather / Track : Sunny / Dry

Rockingham International Spc  
Circuit Length = 1.9400 miles  
Start: 14:30 End: 15:11

# Competition Car Insurance Radical UK Cup

## RACE 3 - LAP CHART

Lap 16			Lap 17			Lap 18			Lap 19			Lap 20		
No	Behind	Laptime	No	Behind	Laptime	No	Behind	Laptime	No	Behind	Laptime	No	Behind	Laptime
88		1:17.246 P	40		1:23.168	40		1:24.004	40		1:19.873 P	1		1:18.397
87	1 LAP	1:24.143 P	16	9 LAPS	7:48.722	44	1 LAP	2:43.764	44	1 LAP	1:27.571	14	0.360	1:18.411
14	19.540	1:17.666 P	47	1 LAP	1:18.928	16	9 LAPS	1:25.120	47	1 LAP	1:20.734	87	1 LAP	1:23.837
42	56.951	1:17.974 P	87	1 LAP	2:30.906	47	1 LAP	1:20.200	16	9 LAPS	1:25.476	46	1 LAP	1:23.310
85	59.156	1:19.513 P	46	1 LAP	1:22.755	87	1 LAP	1:24.270	1	23.329	1:18.879	88	8.583	1:21.823
40	1:07.211	1:22.124	14	28.376	2:39.215	46	1 LAP	1:22.994	14	23.675	1:20.380	57	13.709	1:18.825
71	1:08.196	1:19.757 P	88	29.166	2:59.545	14	23.168	1:18.796	87	1 LAP	1:24.814	24	1 LAP	1:23.672
44	1:10.746	1:20.844 P	1	29.358	1:19.970	1	24.323	1:18.969	46	1 LAP	1:23.537	85	33.662	1:21.403
47	1 LAP	2:42.853	7	1 LAP	1:36.425	88	27.648	1:22.486	88	28.486	1:20.711	7	1 LAP	1:26.414 P
7	1 LAP	2:34.487	53	3 LAPS	3:19.016	57	37.849	1:19.131	57	36.610	1:18.634	42	37.690	1:20.408
46	1 LAP	2:30.448	57	42.722	1:19.706	7	1 LAP	1:28.330	24	1 LAP	1:23.177	70	39.209	1:23.198
1	1:39.767	2:33.077	24	1 LAP	1:23.433	24	1 LAP	1:24.150	7	1 LAP	1:27.387	53	3 LAPS	1:28.396
24	1 LAP	2:31.767	85	55.883	2:27.106	53	3 LAPS	1:28.844	85	53.985	1:21.621	61	44.228	1:20.072
57	1:53.395	2:45.839	70	58.337	1:21.632	85	52.237	1:20.358	53	3 LAPS	1:27.284	71	54.348	1:21.151
70	2:07.084	2:46.396	42	1:02.325	2:35.753	70	55.905	1:21.572	70	57.737	1:21.705	40	1:06.056	2:47.782
61	2:19.357	2:59.116	61	1:09.272	1:20.294	42	58.666	1:20.345	42	59.008	1:20.215	47	1:06.243	1:19.885
			71	1:15.876	2:38.059	61	1:05.897	1:20.629	61	1:05.882	1:19.858			
						71	1:13.818	1:21.946	71	1:14.923	1:20.978			

Weather / Track : Sunny / Dry

Rockingham International Spc  
Circuit Length = 1.9400 miles  
Start: 14:30 End: 15:11

# Competition Car Insurance Radical UK Cup

## RACE 3 - LAP CHART

Lap 21			Lap 22			Lap 23			Lap 24			Lap 25		
No	Behind	Laptime	No	Behind	Laptime	No	Behind	Laptime	No	Behind	Laptime	No	Behind	Laptime
1		1:19.840	1		1:21.049	1		2:00.706	1		2:50.877	1		2:10.270
44	1 LAP	1:30.004	44	1 LAP	1:38.619	40	1 LAP	2:09.044	44	1 LAP	2:49.279	44	1 LAP	2:11.371
16	9 LAPS	1:30.968	16	9 LAPS	1:38.102	44	1 LAP	1:43.340	16	9 LAPS	2:48.078	88	3.002	2:10.566
87	1 LAP	1:24.895	88	21.594	1:30.012	16	9 LAPS	1:44.261	88	2.706	2:48.133	57	3.399	2:09.494
88	12.631	1:23.888	46	1 LAP	1:31.018	88	5.450	1:44.562	46	1 LAP	2:47.609	16	9 LAPS	2:12.072
57	13.406	1:19.537	57	24.706	1:32.349	46	1 LAP	1:43.863	57	4.175	2:47.688	46	1 LAP	2:10.800
46	1 LAP	1:25.614	87	1 LAP	1:34.809	57	7.364	1:43.364	87	1 LAP	2:47.835	87	1 LAP	2:10.337
24	1 LAP	1:23.451	24	1 LAP	1:26.071	87	1 LAP	1:42.876	24	1 LAP	2:48.119	24	1 LAP	2:10.363
85	34.863	1:21.041	85	38.417	1:24.603	24	1 LAP	1:31.231	85	6.709	2:48.789	85	6.030	2:09.591
70	42.315	1:22.946	70	46.969	1:25.703	85	8.797	1:31.086	70	8.139	2:47.404	70	6.771	2:08.902
61	46.428	1:22.040	61	47.932	1:22.553	70	11.612	1:25.349	61	9.060	2:47.890	61	6.865	2:08.075
53	3 LAPS	1:27.911	53	3 LAPS	1:34.272 P	61	12.047	1:24.821	53	3 LAPS	1:46.401	53	3 LAPS	2:09.629
71	57.854	1:23.346	71	1:54.414	2:17.609	53	3 LAPS	2:12.947	71	11.637	1:34.641	71	9.827	2:08.460
42	59.293	1:41.443	42	1:55.638	2:17.394	71	1:27.873	1:34.165	42	12.270	1:34.923	42	9.898	2:07.898
47	1:07.607	1:21.204	47	1:57.675	2:11.117	42	1:28.224	1:33.292	47	13.181	1:35.555	47	10.327	2:07.416
7	1 LAP	1:57.214	7	1 LAP	2:09.284	47	1:28.503	1:31.534	7	1 LAP	1:32.338	7	1 LAP	2:08.158
40	1:13.192	1:26.976 P				7	1 LAP	1:33.800	40	17.389	1:31.879	40	12.654	2:05.535
						40	1:36.387	1:35.906						

Weather / Track : Sunny / Dry

Rockingham International Spc  
Circuit Length = 1.9400 miles  
Start: 14:30 End: 15:11

**Competition Car Insurance Radical UK Cup**  
**RACE 3 - LAP CHART**

Lap 26			Lap 27		
No	Behind	Laptime	No	Behind	Laptime
1		1:20.692	57		1:22.355
57	2.059	1:19.352	1	0.234	1:24.648
88	5.428	1:23.118	88	2.187	1:21.173
46	1 LAP	1:24.400	24	1 LAP	1:21.882
24	1 LAP	1:23.427	46	1 LAP	1:24.563
61	8.768	1:22.595	85	8.299	1:23.379
85	9.334	1:23.996	47	8.321	1:21.936
70	10.533	1:24.454	70	9.184	1:23.065
47	10.799	1:21.164	42	10.373	1:21.860
44	1 LAP	1:29.506	87	1 LAP	1:25.328
87	1 LAP	1:27.235	71	12.912	1:23.134
42	12.927	1:23.721	44	1 LAP	1:29.226
71	14.192	1:25.057	53	3 LAPS	1:27.421
16	9 LAPS	1:33.656	40	22.212	1:27.808
53	3 LAPS	1:28.552	7	1 LAP	1:28.468
7	1 LAP	1:27.166	16	9 LAPS	1:31.184
40	18.818	1:26.856	61	26.694	1:42.340

Weather / Track : Sunny / Dry

Rockingham International Spc  
 Circuit Length = 1.9400 miles  
 Start: 14:30 End: 15:11

# Competition Car Insurance Radical UK Cup

## RACE 8 - CLASSIFICATION

POS	NO	CL	NAME	ENTRY	LAPS	TIME	GAP	DIFF	MPH	BEST	ON
1	1	M	Derek JOHNSTON	Radical SR8	30	40:13.816			86.79	1:16.966	7
2	14	M	BROMILEY/BALFE	Radical SR8	30	40:24.606	10.790	10.790	86.41	1:17.145	3
3	57	M	Phil KEEN	Radical SR8	30	40:53.745	39.929	29.139	85.38	1:17.357	7
4	88	M	KAISER/WOODWARD	Radical SR8	30	41:08.140	54.324	14.395	84.88	1:17.441	18
5	70	S	THORBURN/WHELDON	Radical SR3	30	41:17.127	1:03.311	8.987	84.58	1:18.283	24
6	85	S	Ross ALLEN	Radical SR3	30	41:21.310	1:07.494	4.183	84.43	1:18.952	29
7	61	M	Manhal ALLOS	Radical SR8	30	41:22.536	1:08.720	1.226	84.39	1:17.824	3
8	47	M	PYE/FLUX/HADFIELD	Radical SR8	29	40:16.239	1 lap	1 lap	83.82	1:18.557	3
9	87	S	GATTI/SUOMEN	Radical SR3	29	41:20.234	1 lap	1:03.995	81.65	1:21.238	6
10	46	S	Peter OSBORNE	Radical SR3	29	41:21.122	1 lap	0.888	81.63	1:21.168	28
11	24	S	HILLABY/BILEY	Radical SR3 RS	28	40:29.196	2 laps	1 lap	80.49	1:20.730	12
12	7	S	SHARMAN/SMITHSON	Radical SR3	28	40:57.337	2 laps	28.141	79.57	1:22.638	17
13	44	S	KERSHAW/BUSH	Radical SR3	28	41:25.780	2 laps	28.443	78.66	1:20.969	28
14	53	M	LORD/WILKINS	Radical SR8	25	40:26.191	5 laps	3 laps	71.96	1:25.425	19

### NOT CLASSIFIED

DNC	16	S	GREENSALL/THOMAS	Radical SR3	19	28:04.201	11 laps	6 laps	78.78	1:20.793	18
DNC	42	M	Richard FEARNES	Radical SR8	16	21:30.069	14 laps	3 laps	86.61	1:19.024	10
DNC	71	S	ABBOTT/ABBOTT	Radical SR3	13	19:36.802	17 laps	3 laps	77.15	1:20.132	10
DNC	40	S	PICKERING/WHITE	Radical SR3	11	16:50.929	19 laps	2 laps	75.99	1:28.200	9

### FASTEST LAP

1	M	Derek JOHNSTON	Radical SR8	7	1:16.966	90.74 mph	146.03 kph
70	S	THORBURN/WHELDON	Radical SR3	24	1:18.283	89.21 mph	143.57 kph

Weather / Track : Bright / Dry

These results are provisional until the conclusion of any judicial and technical matters.

Rockingham International Spc  
Circuit Length = 1.9400 miles  
Start: 10:45 End: 11:27

Clerk of Course :	Timekeeper :
-------------------	--------------

# Competition Car Insurance Radical UK Cup

## RACE 8 - LAP CHART

Lap 1			Lap 2			Lap 3			Lap 4			Lap 5		
No	Behind	Laptime	No	Behind	Laptime	No	Behind	Laptime	No	Behind	Laptime	No	Behind	Laptime
1		1:20.912	1		1:17.934	1		1:17.025	1		1:17.050	1		1:17.339
14	0.898	1:21.810	14	0.633	1:17.669	14	0.753	1:17.145	14	1.030	1:17.327	14	1.321	1:17.630
61	1.592	1:22.504	61	1.625	1:17.967	61	2.424	1:17.824	61	4.037	1:18.663	61	5.425	1:18.727
88	2.742	1:23.654	88	3.921	1:19.113	88	5.491	1:18.595	88	8.232	1:19.791	53	1 LAP	1:37.894
47	3.307	1:24.219	47	4.496	1:19.123	47	6.028	1:18.557	47	8.260	1:19.282	88	11.345	1:20.452
85	7.104	1:28.016	85	12.091	1:22.921	85	16.432	1:21.366	57	19.758	1:18.225	47	11.626	1:20.705
71	7.837	1:28.749	71	13.464	1:23.561	42	18.416	1:21.630	85	20.837	1:21.455	57	20.020	1:17.601
42	8.588	1:29.500	42	13.811	1:23.157	57	18.583	1:21.529	42	22.406	1:21.040	85	23.734	1:20.236
70	9.569	1:30.481	57	14.079	1:21.181	71	19.393	1:22.954	71	23.538	1:21.195	42	26.217	1:21.150
87	10.119	1:31.031	70	15.389	1:23.754	70	20.191	1:21.827	70	24.355	1:21.214	71	27.265	1:21.066
57	10.832	1:31.744	87	16.165	1:23.980	24	22.924	1:22.327	24	27.989	1:22.115	70	27.849	1:20.833
24	11.068	1:31.980	24	17.622	1:24.488	87	23.277	1:24.137	87	28.216	1:21.989	24	31.950	1:21.300
16	12.005	1:32.917	16	19.104	1:25.033	16	26.041	1:23.962	16	31.954	1:22.963	87	32.388	1:21.511
46	14.014	1:34.926	46	20.781	1:24.701	46	27.275	1:23.519	46	33.391	1:23.166	16	37.408	1:22.793
7	17.983	1:38.895	7	27.861	1:27.812	7	35.652	1:24.816	7	42.886	1:24.284	46	39.674	1:23.622
40	21.070	1:41.982	40	35.175	1:32.039	40	52.205	1:34.055	40	1:06.595	1:31.440	7	50.207	1:24.660
44	26.063	1:46.975	44	40.382	1:32.253	44	55.332	1:31.975	44	1:09.791	1:31.509			
53	28.382	1:49.294	53	46.159	1:35.711	53	1:05.269	1:36.135						

Weather / Track : Bright / Dry

Rockingham International Spc  
Circuit Length = 1.9400 miles  
Start: 10:45 End: 11:27

# Competition Car Insurance Radical UK Cup

## RACE 8 - LAP CHART

Lap 6			Lap 7			Lap 8			Lap 9			Lap 10		
No	Behind	Laptime	No	Behind	Laptime	No	Behind	Laptime	No	Behind	Laptime	No	Behind	Laptime
1		1:18.098	1		1:16.966	1		1:17.381	1		1:17.339	1		1:17.714
14	0.695	1:17.472	14	1.053	1:17.324	14	0.962	1:17.290	14	1.291	1:17.668	7	1 LAP	1:24.334
40	1 LAP	1:30.820	61	8.330	1:19.526	61	9.746	1:18.797	61	11.155	1:18.748	14	1.139	1:17.562
44	1 LAP	1:30.156	40	1 LAP	1:30.452	88	19.556	1:20.147	57	22.699	1:18.227	61	12.135	1:18.694
61	5.770	1:18.443	44	1 LAP	1:29.016	47	20.174	1:20.218	88	24.082	1:21.865	53	2 LAPS	1:36.047
88	13.400	1:20.153	88	16.790	1:20.356	57	21.811	1:18.890	47	24.344	1:21.509	57	22.490	1:17.505
47	13.748	1:20.220	47	17.337	1:20.555	40	1 LAP	1:28.868	42	34.604	1:19.831	47	26.480	1:19.850
57	19.911	1:17.989	57	20.302	1:17.357	44	1 LAP	1:28.567	85	36.762	1:21.286	88	27.864	1:21.496
85	25.842	1:20.206	85	28.987	1:20.111	42	32.112	1:19.953	40	1 LAP	1:28.402	42	35.914	1:19.024
42	27.358	1:19.239	42	29.540	1:19.148	85	32.815	1:21.209	44	1 LAP	1:30.313	85	38.769	1:19.721
53	1 LAP	1:40.931	70	36.121	1:20.555	70	38.928	1:20.188	70	42.236	1:20.647	70	45.739	1:21.217
70	32.532	1:22.781	24	39.266	1:21.042	24	42.940	1:21.055	24	46.828	1:21.227	40	1 LAP	1:28.200
24	35.190	1:21.338	87	40.588	1:22.026	87	44.924	1:21.717	87	49.329	1:21.744	24	50.363	1:21.249
87	35.528	1:21.238	71	47.108	1:21.480	71	50.442	1:20.715	71	53.618	1:20.515	44	1 LAP	1:29.159
71	42.594	1:33.427	16	49.519	1:23.642	16	57.398	1:25.260	46	1:03.077	1:22.628	87	53.620	1:22.005
16	42.843	1:23.533	46	51.451	1:23.433	46	57.788	1:23.718	16	1:04.184	1:24.125	71	56.036	1:20.132
46	44.984	1:23.408	53	1 LAP	1:39.903	7	1:10.973	1:25.589				46	1:07.293	1:21.930
7	55.927	1:23.818	7	1:02.765	1:23.804	53	1 LAP	1:37.076				16	1:09.396	1:22.926

Weather / Track : Bright / Dry

Rockingham International Spc  
Circuit Length = 1.9400 miles  
Start: 10:45 End: 11:27

# Competition Car Insurance Radical UK Cup

## RACE 8 - LAP CHART

Lap 11			Lap 12			Lap 13			Lap 14			Lap 15		
No	Behind	Laptime	No	Behind	Laptime	No	Behind	Laptime	No	Behind	Laptime	No	Behind	Laptime
1		1:17.700	1		1:18.113	1		1:18.276	1		1:18.960	1		1:16.204 P
14	1.419	1:17.980	14	1.976	1:18.670	16	1 LAP	1:24.146	46	1 LAP	1:22.635	14	3.311	1:18.344
7	1 LAP	1:26.456	61	14.719	1:19.533	14	1.981	1:18.281	14	1.171	1:18.150	46	1 LAP	1:20.766 P
61	13.299	1:18.864	7	1 LAP	1:26.391	61	15.538	1:19.095	44	2 LAPS	1:26.996 P	71	2 LAPS	2:59.719 P
57	22.311	1:17.521	57	21.783	1:17.585	57	21.605	1:18.098	16	1 LAP	1:25.120	61	18.957	1:19.427
47	27.769	1:18.989	47	28.517	1:18.861	7	1 LAP	1:27.215	61	15.734	1:19.156	53	3 LAPS	1:43.078 P
88	29.962	1:19.798	88	32.310	1:20.461	47	29.017	1:18.776	57	20.682	1:18.037	57	20.844	1:16.366 P
53	2 LAPS	1:36.289	42	40.254	1:20.542	88	33.692	1:19.658	47	29.361	1:19.304	47	30.475	1:17.318 P
42	37.825	1:19.611	85	42.468	1:20.060	42	41.677	1:19.699	7	1 LAP	1:25.481 P	16	1 LAP	1:39.281 P
85	40.521	1:19.452	70	50.521	1:20.861	85	43.950	1:19.758	88	35.484	1:20.752	88	37.147	1:17.867 P
70	47.773	1:19.734	53	2 LAPS	1:38.481	70	52.528	1:20.283	42	42.873	1:20.156	42	45.935	1:19.266
24	54.700	1:22.037	24	57.317	1:20.730	24	1:00.874	1:21.833	85	44.702	1:19.712	85	47.684	1:19.186 P
87	1:00.619	1:24.699	71	1:03.512	1:19.869 P	87	1:09.238	1:22.723	70	53.918	1:20.350	70	55.837	1:18.123 P
40	1 LAP	1:30.629	87	1:04.791	1:22.285	53	2 LAPS	1:36.382	24	1:03.190	1:21.276	24	1:08.597	1:21.611
71	1:01.756	1:23.420	46	1:15.667	1:22.914				87	1:12.739	1:22.461	87	1:16.925	1:20.390 P
44	1 LAP	1:29.607	44	1 LAP	1:30.005									
46	1:10.866	1:21.273	40	1 LAP	1:34.042									
16	1:14.223	1:22.527												

Weather / Track : Bright / Dry

Rockingham International Spc  
Circuit Length = 1.9400 miles  
Start: 10:45 End: 11:27



# Competition Car Insurance Radical UK Cup

## RACE 8 - LAP CHART

Lap 16			Lap 17			Lap 18			Lap 19			Lap 20		
No	Behind	Laptime	No	Behind	Laptime	No	Behind	Laptime	No	Behind	Laptime	No	Behind	Laptime
14		1:16.612 P	61		1:18.841 P	1		1:17.956	1		1:18.387	1		1:17.748
44	3 LAPS	2:41.293	16	2 LAPS	2:31.276 P	24	1 LAP	2:37.787	53	4 LAPS	1:27.286	53	4 LAPS	1:25.600
61	18.569	1:19.535	57	1 LAP	2:42.599	87	1 LAP	1:23.248	24	1 LAP	1:24.511	14	8.919	1:19.278
7	2 LAPS	2:36.522	85	1 LAP	2:26.693	14	6.631	1:19.090	14	7.389	1:19.145	24	1 LAP	1:23.750
42	43.135	1:17.123 P	47	1 LAP	2:45.941	46	1 LAP	1:21.823	87	1 LAP	1:23.012	87	1 LAP	1:22.129
24	1:09.084	1:20.410 P	7	2 LAPS	1:24.053	61	31.667	2:40.800	46	1 LAP	1:21.483	46	1 LAP	1:21.539
1	1:11.361	2:31.284	88	1 LAP	2:44.296	44	2 LAPS	1:24.217	61	32.646	1:19.366	61	34.517	1:19.619
46	1 LAP	2:29.473	70	1 LAP	2:28.531	57	34.905	1:19.077	57	35.196	1:18.678	57	36.186	1:18.738
44	2 LAPS	1:22.965	53	4 LAPS	3:08.851	16	1 LAP	1:21.069	44	2 LAPS	1:22.037	44	2 LAPS	1:21.450
			87	1 LAP	2:31.231	85	48.387	1:20.050	16	1 LAP	1:20.793	88	50.774	1:17.749
			1	51.177	1:17.226	47	49.766	1:19.841	85	50.130	1:20.130	85	52.329	1:19.947
			14	56.674	2:34.084	88	50.895	1:17.441	88	50.773	1:18.265	16	1 LAP	1:31.233 P
			46	1 LAP	1:21.924	7	1 LAP	1:22.638	47	53.239	1:21.860	47	55.619	1:20.128
			44	2 LAPS	1:21.955	70	56.235	1:19.127	70	56.331	1:18.483	70	57.276	1:18.693
			57	1:24.961	1:18.851				7	1 LAP	1:22.802	7	1 LAP	1:22.859
			16	1 LAP	1:21.602									
			85	1:37.470	1:20.426									
			47	1:39.058	1:19.975									

Weather / Track : Bright / Dry

Rockingham International Spc  
Circuit Length = 1.9400 miles  
Start: 10:45 End: 11:27

# Competition Car Insurance Radical UK Cup

## RACE 8 - LAP CHART

Lap 21			Lap 22			Lap 23			Lap 24			Lap 25		
No	Behind	Laptime	No	Behind	Laptime	No	Behind	Laptime	No	Behind	Laptime	No	Behind	Laptime
1		1:18.075	1		1:19.131	1		1:18.369	1		1:17.613	1		1:17.692
14	9.571	1:18.727	7	2 LAPS	1:34.418	7	2 LAPS	1:23.095	14	10.400	1:18.980	14	11.356	1:18.648
53	4 LAPS	1:26.561	14	9.096	1:18.656	14	9.033	1:18.306	7	2 LAPS	1:24.189	7	2 LAPS	1:23.819
24	1 LAP	1:25.263	24	1 LAP	1:24.788	24	1 LAP	1:24.437	57	36.349	1:18.443	57	37.159	1:18.502
87	1 LAP	1:24.918	87	1 LAP	1:23.865	46	1 LAP	1:24.114	87	1 LAP	1:23.058	87	1 LAP	1:24.034
46	1 LAP	1:21.442	46	1 LAP	1:22.350	87	1 LAP	1:24.860	53	4 LAPS	1:26.236	46	1 LAP	1:23.529
61	35.521	1:19.079 P	53	4 LAPS	1:28.842	53	4 LAPS	1:25.425	46	1 LAP	1:29.994	88	52.512	1:19.522
57	36.888	1:18.777	57	36.138	1:18.381	57	35.519	1:17.750	88	50.682	1:19.121	53	4 LAPS	1:28.209
44	2 LAPS	1:21.330	44	2 LAPS	1:21.103	44	2 LAPS	1:21.317	44	2 LAPS	1:21.613	44	2 LAPS	1:21.435
88	50.564	1:17.865	88	49.144	1:17.711	88	49.174	1:18.399	24	1 LAP	1:40.543	85	59.234	1:20.215
85	53.780	1:19.526	85	54.046	1:19.397	85	54.818	1:19.141	85	56.711	1:19.506	70	59.593	1:18.699
70	58.013	1:18.812	70	57.648	1:18.766	70	57.916	1:18.637	70	58.586	1:18.283	24	1 LAP	1:24.139
47	58.887	1:21.343	61	59.790	1:43.400	61	1:00.569	1:19.148	61	1:01.794	1:18.838	61	1:03.194	1:19.092
			47	1:01.110	1:21.354	47	1:03.075	1:20.334	47	1:07.134	1:21.672	47	1:10.227	1:20.785

Weather / Track : Bright / Dry

Rockingham International Spc  
Circuit Length = 1.9400 miles  
Start: 10:45 End: 11:27

# Competition Car Insurance Radical UK Cup

## RACE 8 - LAP CHART

Lap 26			Lap 27			Lap 28			Lap 29			Lap 30		
No	Behind	Laptime	No	Behind	Laptime	No	Behind	Laptime	No	Behind	Laptime	No	Behind	Laptime
1		1:18.672	1		1:18.518	1		1:18.295	1		1:19.533	1		1:18.306
14	11.363	1:18.679	14	11.383	1:18.538	14	11.664	1:18.576	53	5 LAPS	1:29.118	47	1 LAP	1:21.768
7	2 LAPS	1:23.363	7	2 LAPS	1:23.377	7	2 LAPS	1:23.598	24	2 LAPS	1:35.654	14	10.790	1:18.655
57	39.123	1:20.636	57	39.390	1:18.785	57	39.618	1:18.523	14	10.441	1:18.310	53	5 LAPS	1:27.407
87	1 LAP	1:23.026	87	1 LAP	1:22.858	88	52.321	1:17.838	57	38.745	1:18.660	24	2 LAPS	1:25.480
88	52.821	1:18.981	88	52.778	1:18.475	87	1 LAP	1:23.727	7	2 LAPS	1:23.186	57	39.929	1:19.490
46	1 LAP	1:22.673	46	1 LAP	1:21.526	46	1 LAP	1:22.304	88	51.523	1:18.735	7	2 LAPS	1:23.013
44	2 LAPS	1:21.953	70	1:02.659	1:19.347	70	1:03.333	1:18.969	87	1 LAP	1:23.140	88	54.324	1:21.107
70	1:01.830	1:20.909	85	1:03.257	1:19.563	85	1:04.157	1:19.195	46	1 LAP	1:21.168	70	1:03.311	1:18.950
53	4 LAPS	1:27.650	44	2 LAPS	1:22.917	44	2 LAPS	1:21.477	70	1:02.667	1:18.867	87	1 LAP	1:23.192
85	1:02.212	1:21.650	61	1:06.570	1:21.328	61	1:07.833	1:19.558	85	1:03.576	1:18.952	46	1 LAP	1:23.141
61	1:03.760	1:19.238	24	1 LAP	1:24.158	47	1:18.494	1:22.832	61	1:07.064	1:18.764	85	1:07.494	1:22.224
24	1 LAP	1:22.668	53	4 LAPS	1:28.445				44	2 LAPS	1:21.218	61	1:08.720	1:19.962
47	1:11.746	1:20.191	47	1:13.957	1:20.729							44	2 LAPS	1:20.969

Weather / Track : Bright / Dry

Rockingham International Spc  
Circuit Length = 1.9400 miles  
Start: 10:45 End: 11:27

# Mini Miglia Championship

## QUALIFYING - RACE 4 - CLASSIFICATION

POS	NO	CL	NAME	ENTRY	TIME	ON	LAPS	GAP	DIFF	MPH
1	3		<b>Paul THOMPSON</b>	Mini Miglia	<b>1:33.635</b>	5	9			74.58
2	11		<b>Kane ASTIN</b>	Mini Miglia	<b>1:33.714</b>	5	10	<b>0.079</b>	0.079	74.52
3	5		<b>Sarah MUNNS</b>	Mini Miglia	<b>1:34.678</b>	2	9	<b>1.043</b>	0.964	73.76
4	6		<b>Dave DREW</b>	Mini Miglia	<b>1:34.869</b>	4	10	<b>1.234</b>	0.191	73.61
5	53		<b>Niven BURGE</b>	Mini Miglia	<b>1:34.949</b>	7	10	<b>1.314</b>	0.080	73.55
6	4		<b>Mark SIMS</b>	Mini Miglia	<b>1:35.336</b>	4	10	<b>1.701</b>	0.387	73.25
7	15		<b>Gordon POCOCK</b>	Mini Miglia	<b>1:35.729</b>	7	9	<b>2.094</b>	0.393	72.95
8	99		<b>Mark COWAN</b>	Mini Miglia	<b>1:35.752</b>	3	8	<b>2.117</b>	0.023	72.93
9	55		<b>Michael GREEN</b>	Mini Miglia	<b>1:36.155</b>	4	7	<b>2.520</b>	0.403	72.63
10	72		<b>Robert HOWARD</b>	Mini Miglia	<b>1:37.625</b>	8	9	<b>3.990</b>	1.470	71.53
11	28		<b>Robert HUMPHREYS</b>	Mini Miglia	<b>1:37.632</b>	5	9	<b>3.997</b>	0.007	71.53
12	17		<b>Steve WHITELEY</b>	Mini Miglia	<b>1:39.119</b>	4	5	<b>5.484</b>	1.487	70.46
13	10		<b>Phil HARVEY</b>	Mini Miglia	<b>1:39.981</b>	3	3	<b>6.346</b>	0.862	69.85

Weather / Track : Sunny / Dry  
 These results are provisional until the conclusion of any judicial and technical matters.

Rockingham International Spr  
 Circuit Length = 1.9400 miles  
 Start: 10:23 End: 10:40

Clerk of Course :		Timekeeper :
-------------------	--	--------------

# Mini Miglia Championship

## QUALIFYING - RACE 4 - LAP ANALYSIS

<b>3</b>	<b>Paul THOMPSON</b>		Mini Miglia				
1 -	1:42.876	+ 9.241	10:25:31.598	6 -	1:42.703	+ 9.068	10:33:33.378
2 -	1:34.982	+ 1.347	10:27:06.580	7 -	1:34.765	+ 1.130	10:35:08.143
3 -	1:35.847	+ 2.212	10:28:42.427	8 -	1:34.475	+ 0.840	10:36:42.618
4 -	1:34.613	+ 0.978	10:30:17.040	9 -	1:43.918 P	+ 10.283	10:38:26.536
5 -	<b>1:33.635</b>		<b>10:31:50.675</b>				
<b>4</b>	<b>Mark SIMS</b>		Mini Miglia				
1 -	1:39.513	+ 4.177	10:25:25.760	6 -	1:38.166	+ 2.830	10:33:27.108
2 -	1:35.674	+ 0.338	10:27:01.434	7 -	1:35.827	+ 0.491	10:35:02.935
3 -	1:36.392	+ 1.056	10:28:37.826	8 -	1:36.096	+ 0.760	10:36:39.031
4 -	<b>1:35.336</b>		<b>10:30:13.162</b>	9 -	1:46.257	+ 10.921	10:38:25.288
5 -	1:35.780	+ 0.444	10:31:48.942	10 -	1:36.648	+ 1.312	10:40:01.936
<b>5</b>	<b>Sarah MUNNS</b>		Mini Miglia				
1 -	1:42.399	+ 7.721	10:25:32.137	6 -	1:53.609	+ 18.931	10:33:52.656
2 -	<b>1:34.678</b>		<b>10:27:06.815</b>	7 -	1:35.582	+ 0.904	10:35:28.238
3 -	1:34.718	+ 0.040	10:28:41.533	8 -	1:35.240	+ 0.562	10:37:03.478
4 -	1:34.919	+ 0.241	10:30:16.452	9 -	2:01.934 P	+ 27.256	10:39:05.412
5 -	1:42.595	+ 7.917	10:31:59.047				
<b>6</b>	<b>Dave DREW</b>		Mini Miglia				
1 -	1:38.790	+ 3.921	10:25:26.119	6 -	1:36.210	+ 1.341	10:33:23.181
2 -	1:35.501	+ 0.632	10:27:01.620	7 -	1:36.186	+ 1.317	10:34:59.367
3 -	1:34.918	+ 0.049	10:28:36.538	8 -	1:34.938	+ 0.069	10:36:34.305
4 -	<b>1:34.869</b>		<b>10:30:11.407</b>	9 -	1:41.198	+ 6.329	10:38:15.503
5 -	1:35.564	+ 0.695	10:31:46.971	10 -	1:42.413	+ 7.544	10:39:57.916
<b>10</b>	<b>Phil HARVEY</b>		Mini Miglia				
1 -	1:47.849	+ 7.868	10:36:20.417	3 -	<b>1:39.981</b>		<b>10:39:41.430</b>
2 -	1:41.032	+ 1.051	10:38:01.449				
<b>11</b>	<b>Kane ASTIN</b>		Mini Miglia				
1 -	1:38.349	+ 4.635	10:25:34.635	6 -	1:34.246	+ 0.532	10:33:26.022
2 -	1:34.498	+ 0.784	10:27:09.133	7 -	1:35.072	+ 1.358	10:35:01.094
3 -	1:35.000	+ 1.286	10:28:44.133	8 -	1:34.998	+ 1.284	10:36:36.092
4 -	1:33.929	+ 0.215	10:30:18.062	9 -	1:38.199	+ 4.485	10:38:14.291
5 -	<b>1:33.714</b>		<b>10:31:51.776</b>	10 -	1:41.406	+ 7.692	10:39:55.697
<b>15</b>	<b>Gordon POCOCK</b>		Mini Miglia				
1 -	1:49.693	+ 13.964	10:26:10.037	6 -	1:57.559	+ 21.830	10:35:04.632
2 -	1:40.233	+ 4.504	10:27:50.270	7 -	<b>1:35.729</b>		<b>10:36:40.361</b>
3 -	1:37.329	+ 1.600	10:29:27.599	8 -	1:36.470	+ 0.741	10:38:16.831
4 -	1:36.958	+ 1.229	10:31:04.557	9 -	1:36.574	+ 0.845	10:39:53.405
5 -	2:02.516	+ 26.787	10:33:07.073				
<b>17</b>	<b>Steve WHITELEY</b>		Mini Miglia				
1 -	1:53.334	+ 14.215	10:25:52.298	4 -	<b>1:39.119</b>		<b>10:30:52.627</b>
2 -	1:41.467	+ 2.348	10:27:33.765	5 -	1:50.272 P	+ 11.153	10:32:42.899
3 -	1:39.743	+ 0.624	10:29:13.508				
<b>28</b>	<b>Robert HUMPHREYS</b>		Mini Miglia				
1 -	1:39.484	+ 1.852	10:25:36.777	6 -	1:40.225	+ 2.593	10:33:48.462
2 -	1:38.303	+ 0.671	10:27:15.080	7 -	1:38.641	+ 1.009	10:35:27.103
3 -	1:37.810	+ 0.178	10:28:52.890	8 -	1:39.114	+ 1.482	10:37:06.217
4 -	1:37.715	+ 0.083	10:30:30.605	9 -	1:39.788	+ 2.156	10:38:46.005
5 -	<b>1:37.632</b>		<b>10:32:08.237</b>				
<b>53</b>	<b>Niven BURGE</b>		Mini Miglia				
1 -	1:38.901	+ 3.952	10:25:24.266	6 -	1:37.829	+ 2.880	10:33:23.561
2 -	1:35.630	+ 0.681	10:26:59.896	7 -	<b>1:34.949</b>		<b>10:34:58.510</b>

Weather / Track : Sunny / Dry

Rockingham International Spc  
Circuit Length = 1.9400 miles  
Start: 10:23 End: 10:40

# Mini Miglia Championship

## QUALIFYING - RACE 4 - LAP ANALYSIS

3 -	1:35.373	+ 0.424	10:28:35.269	8 -	1:35.739	+ 0.790	10:36:34.249
4 -	1:34.988	+ 0.039	10:30:10.257	9 -	1:40.231	+ 5.282	10:38:14.480
5 -	1:35.475	+ 0.526	10:31:45.732	10 -	1:36.677	+ 1.728	10:39:51.157
<b>55</b>	<b>Michael GREEN</b>			Mini Miglia			
1 -	1:52.985	+ 16.830	10:25:55.843	5 -	1:37.161	+ 1.006	10:32:27.566
2 -	1:40.935	+ 4.780	10:27:36.778	6 -	1:36.702	+ 0.547	10:34:04.268
3 -	1:37.472	+ 1.317	10:29:14.250	7 -	1:37.301	+ 1.146	10:35:41.569
4 -	<b>1:36.155</b>		<b>10:30:50.405</b>				
<b>72</b>	<b>Robert HOWARD</b>			Mini Miglia			
1 -	1:48.833	+ 11.208	10:25:50.160	6 -	1:38.229	+ 0.604	10:34:06.632
2 -	1:40.715	+ 3.090	10:27:30.875	7 -	1:37.854	+ 0.229	10:35:44.486
3 -	1:39.143	+ 1.518	10:29:10.018	8 -	<b>1:37.625</b>		<b>10:37:22.111</b>
4 -	1:38.674	+ 1.049	10:30:48.692	9 -	1:38.132	+ 0.507	10:39:00.243
5 -	1:39.711	+ 2.086	10:32:28.403				
<b>99</b>	<b>Mark COWAN</b>			Mini Miglia			
1 -	1:42.320	+ 6.568	10:25:32.941	5 -	1:37.522	+ 1.770	10:32:03.754
2 -	1:37.461	+ 1.709	10:27:10.402	6 -	1:51.166 P	+ 15.414	10:33:54.920
3 -	<b>1:35.752</b>		<b>10:28:46.154</b>	7 -	3:34.924	+ 1:59.172	10:37:29.844
4 -	1:40.078	+ 4.326	10:30:26.232	8 -	1:37.253	+ 1.501	10:39:07.097


Weather / Track : Sunny / Dry

Rockingham International Spc  
Circuit Length = 1.9400 miles  
Start: 10:23 End: 10:40

# Mini Miglia Championship

## RACE 4 - GRID

ROW 7		1:39.981 10 Phil HARVEY
ROW 6	1:39.119 17 Steve WHITELEY	1:37.632 28 Robert HUMPHREYS
ROW 5	1:37.625 72 Robert HOWARD	1:36.155 55 Michael GREEN
ROW 4	1:35.752 99 Mark COWAN	1:35.729 15 Gordon POCOCK
ROW 3	1:35.336 4 Mark SIMS	1:34.949 53 Niven BURGE
ROW 2	1:34.869 6 Dave DREW	1:34.678 5 Sarah MUNNS
ROW 1	1:33.714 11 Kane ASTIN	1:33.635 3 Paul THOMPSON
<b>Pole</b>		



Rockingham International  
Circuit Length = 1.9400 miles

Clerk of Course :

Timekeeper :

# Mini Miglia Championship

## RACE 4 - CLASSIFICATION

POS	NO	CL	NAME	ENTRY	LAPS	TIME	GAP	DIFF	MPH	BEST	ON
1	3		<b>Paul THOMPSON</b>	Mini Miglia	10	20:44.581			56.11	1:34.857	6
2	11		<b>Kane ASTIN</b>	Mini Miglia	10	20:44.818	<b>0.237</b>	0.237	56.10	1:34.989	7
3	5		<b>Sarah MUNNS</b>	Mini Miglia	10	20:45.034	<b>0.453</b>	0.216	56.09	1:34.906	6
4	53		<b>Niven BURGE</b>	Mini Miglia	10	20:50.416	<b>5.835</b>	5.382	55.85	1:34.818	7
5	6		<b>Dave DREW</b>	Mini Miglia	10	20:57.438	<b>12.857</b>	7.022	55.54	1:35.234	6
6	55		<b>Michael GREEN</b>	Mini Miglia	10	20:58.085	<b>13.504</b>	0.647	55.51	1:36.340	8
7	72		<b>Robert HOWARD</b>	Mini Miglia	10	21:00.928	<b>16.347</b>	2.843	55.38	1:36.606	6
8	99		<b>Mark COWAN</b>	Mini Miglia	10	21:07.476	<b>22.895</b>	6.548	55.10	1:37.199	6
9	17		<b>Steve WHITELEY</b>	Mini Miglia	10	21:14.448	<b>29.867</b>	6.972	54.79	1:38.090	8
10	10		<b>Phil HARVEY</b>	Mini Miglia	10	21:17.363	<b>32.782</b>	2.915	54.67	1:38.219	8
NOT CLASSIFIED											
DNF	28		<b>Robert HUMPHREYS</b>	Mini Miglia	8	17:52.104	<b>2 laps</b>	2 laps	52.11	1:38.084	6
DNF	4		<b>Mark SIMS</b>	Mini Miglia	8	17:52.677	<b>2 laps</b>	0.573	52.08	1:36.234	7
DNF	15		<b>Gordon POCOCK</b>	Mini Miglia	0						
FASTEST LAP											
	53		<b>Niven BURGE</b>	Mini Miglia	7	1:34.818		73.65 mph		118.53 kph	

Weather / Track : Sunny / Dry

These results are provisional until the conclusion of any judicial and technical matters.

Rockingham International Spc  
Circuit Length = 1.9400 miles  
Start: 15:21 End: 15:43

Clerk of Course :

Timekeeper :



# Mini Miglia Championship

## RACE 4 - LAP CHART

Lap 1			Lap 2			Lap 3			Lap 4			Lap 5		
No	Behind	Laptime	No	Behind	Laptime	No	Behind	Laptime	No	Behind	Laptime	No	Behind	Laptime
3		1:52.782	3		2:50.326	3		3:25.234	3		3:03.929	3		1:35.507
11	0.789	1:53.571	11	1.626	2:51.163	11	1.600	3:25.208	11	0.381	3:02.710	11	0.345	1:35.471
5	1.649	1:54.431	5	2.920	2:51.597	5	3.371	3:25.685	5	1.137	3:01.695	5	0.782	1:35.152
72	2.194	1:54.976	72	3.646	2:51.778	72	3.682	3:25.270	72	2.627	3:02.874	53	4.384	1:35.654
55	3.519	1:56.301	55	5.621	2:52.428	55	6.099	3:25.712	55	3.762	3:01.592	72	5.099	1:37.979
53	4.185	1:56.967	53	6.520	2:52.661	53	7.499	3:26.213	53	4.237	3:00.667	55	5.639	1:37.384
28	5.285	1:58.067	28	7.734	2:52.775	28	10.614	3:28.114	28	6.548	2:59.863	6	8.512	1:36.637
6	6.235	1:59.017	6	9.235	2:53.326	6	12.173	3:28.172	6	7.382	2:59.138	28	9.596	1:38.555
99	7.697	2:00.479	99	10.629	2:53.258	99	13.661	3:28.266	99	9.026	2:59.294	99	10.854	1:37.335
17	8.474	2:01.256	17	13.134	2:54.986	17	16.249	3:28.349	17	9.682	2:57.362	17	13.009	1:38.834
10	9.357	2:02.139	10	14.242	2:55.211	10	17.971	3:28.963	10	10.849	2:56.807	4	14.335	1:38.430
4	12.373	2:05.155	4	15.820	2:53.773	4	19.553	3:28.967	4	11.412	2:55.788	10	15.161	1:39.819

Weather / Track : Sunny / Dry

Rockingham International Spc  
 Circuit Length = 1.9400 miles  
 Start: 15:21 End: 15:43

# Mini Miglia Championship

## RACE 4 - LAP CHART

Lap 6			Lap 7			Lap 8			Lap 9			Lap 10		
No	Behind	Laptime	No	Behind	Laptime	No	Behind	Laptime	No	Behind	Laptime	No	Behind	Laptime
3		1:34.857	3		1:35.363	3		1:35.008	3		1:35.402	3		1:36.173
11	0.667	1:35.179	11	0.293	1:34.989	11	0.334	1:35.049	11	0.144	1:35.212	11	0.237	1:36.266
5	0.831	1:34.906	5	0.686	1:35.218	5	0.902	1:35.224	5	0.600	1:35.100	5	0.453	1:36.026
53	4.422	1:34.895	53	3.877	1:34.818	53	4.207	1:35.338	53	4.572	1:35.767	53	5.835	1:37.436
72	6.848	1:36.606	55	10.000	1:38.204	55	11.332	1:36.340	6	12.678	1:36.355	6	12.857	1:36.352
55	7.159	1:36.377	72	10.282	1:38.797	6	11.725	1:36.120	55	13.195	1:37.265	55	13.504	1:36.482
6	8.889	1:35.234	6	10.613	1:37.087	72	12.607	1:37.333	72	14.937	1:37.732	72	16.347	1:37.583
28	12.823	1:38.084	28	15.611	1:38.151	28	19.098	1:38.495	99	21.785	1:37.957	99	22.895	1:37.283
99	13.196	1:37.199	99	15.775	1:37.942	99	19.230	1:38.463	17	27.324	1:38.621	17	29.867	1:38.716
4	17.238	1:37.760	4	18.109	1:36.234	4	19.671	1:36.570	10	28.694	1:38.762	10	32.782	1:40.261
17	17.852	1:39.700	17	21.023	1:38.534	17	24.105	1:38.090						
10	18.600	1:38.296	10	22.123	1:38.886	10	25.334	1:38.219						

Weather / Track : Sunny / Dry

Rockingham International Spc  
 Circuit Length = 1.9400 miles  
 Start: 15:21 End: 15:43

# Dunlop Sport Maxx Production Cup

## QUALIFYING - RACE 5 - CLASSIFICATION

POS	NO	CL	NAME	ENTRY	TIME	ON	LAPS	GAP	DIFF	MPH
1	14	A	<b>Adrian CHURCHILL</b>	Vauxhall Astra VXR	<b>1:33.520</b>	3	5			74.67
2	22	A	<b>Jordan TRESSON</b>	Nissan 370Z	<b>1:35.375</b>	9	12	<b>1.855</b>	1.855	73.22
3	7	A	<b>Ryan BENSLEY</b>	Vauxhall Astra VXR	<b>1:35.707</b>	3	10	<b>2.187</b>	0.332	72.97
4	9	A	<b>Dan MALONE</b>	Seat Leon Cupra	<b>1:36.661</b>	6	10	<b>3.141</b>	0.954	72.25
5	23	A	<b>Craig CURRIE</b>	Nissan 370Z	<b>1:36.781</b>	5	11	<b>3.261</b>	0.120	72.16
6	28	A	<b>Luca LORENZINI</b>	Nissan 370Z	<b>1:37.481</b>	8	11	<b>3.961</b>	0.700	71.64
7	39	B	<b>Jordan WITT</b>	BMW 120D	<b>1:38.088</b>	7	9	<b>4.568</b>	0.607	71.20
8	44	B	<b>Andrey MAGIY</b>	Mini Cooper	<b>1:39.040</b>	8	10	<b>5.520</b>	0.952	70.51
9	31	B	<b>Keith ISSATT</b>	BMW 120D	<b>1:39.746</b>	2	9	<b>6.226</b>	0.706	70.01
10	34	B	<b>Kevin GEORGE</b>	Vauxhall Corsa	<b>1:41.762</b>	4	11	<b>8.242</b>	2.016	68.63
11	11	A	<b>Timothy SAUNDERS</b>	Ford Focus	<b>1:42.917</b>	5	9	<b>9.397</b>	1.155	67.85
12	3	A	<b>Mick WEIDNER</b>	Ford Focus ST	<b>1:44.251</b>	2	5	<b>10.731</b>	1.334	66.99
13	21	A	<b>Alex ASHBY</b>	Vauxhall Astra VXR	<b>1:44.477</b>	3	4	<b>10.957</b>	0.226	66.84

Weather / Track : Sunny / Dry

These results are provisional until the conclusion of any judicial and technical matters.

Rockingham International Spc

Circuit Length = 1.9400 miles

Start: 10:45 End: 11:06

Clerk of Course :

Timekeeper :

# Dunlop Sport Maxx Production Cup

## QUALIFYING - RACE 5 - LAP ANALYSIS

<b>3</b>	<b>Mick WEIDNER</b>		A Ford Focus ST				
1 -	1:56.940	+ 12.689	10:48:14.968	4 -	2:15.414	+ 31.163	10:54:09.299
2 -	<b>1:44.251</b>		<b>10:49:59.219</b>	5 -	1:52.710	+ 8.459	10:56:02.009
3 -	1:54.666	+ 10.415	10:51:53.885				
<b>7</b>	<b>Ryan BENSLEY</b>		A Vauxhall Astra VXR				
1 -	1:42.588	+ 6.881	10:47:39.438	6 -	1:38.034	+ 2.327	10:55:45.054
2 -	1:36.759	+ 1.052	10:49:16.197	7 -	1:37.201	+ 1.494	10:57:22.255
3 -	<b>1:35.707</b>		<b>10:50:51.904</b>	8 -	1:39.456 P	+ 3.749	10:59:01.711
4 -	1:37.131	+ 1.424	10:52:29.035	9 -	5:14.587	+ 3:38.880	11:04:16.298
5 -	1:37.985	+ 2.278	10:54:07.020	10 -	1:51.416	+ 15.709	11:06:07.714
<b>9</b>	<b>Dan MALONE</b>		A Seat Leon Cupra				
1 -	1:53.504	+ 16.843	10:48:08.486	6 -	<b>1:36.661</b>		<b>10:57:24.716</b>
2 -	1:35.000 P	+ -1.661	10:49:43.486	7 -	1:38.422	+ 1.761	10:59:03.138
3 -	2:49.509	+ 1:12.848	10:52:32.995	8 -	1:37.325	+ 0.664	11:00:40.463
4 -	1:36.680	+ 0.019	10:54:09.675	9 -	1:37.575	+ 0.914	11:02:18.038
5 -	1:38.380	+ 1.719	10:55:48.055	10 -	1:39.286 P	+ 2.625	11:03:57.324
<b>11</b>	<b>Timothy SAUNDERS</b>		A Ford Focus				
1 -	1:53.998	+ 11.081	10:48:14.371	6 -	1:42.978	+ 0.061	10:56:52.362
2 -	1:44.603	+ 1.686	10:49:58.974	7 -	1:46.300 P	+ 3.383	10:58:38.662
3 -	1:43.839	+ 0.922	10:51:42.813	8 -	6:05.559	+ 4:22.642	11:04:44.221
4 -	1:43.654	+ 0.737	10:53:26.467	9 -	1:42.959	+ 0.042	11:06:27.180
5 -	<b>1:42.917</b>		<b>10:55:09.384</b>				
<b>14</b>	<b>Adrian CHURCHILL</b>		A Vauxhall Astra VXR				
1 -	1:37.548	+ 4.028	10:47:36.498	4 -	1:34.455	+ 0.935	10:52:18.273
2 -	1:33.800	+ 0.280	10:49:10.298	5 -	1:39.083 P	+ 5.563	10:53:57.356
3 -	<b>1:33.520</b>		<b>10:50:43.818</b>				
<b>21</b>	<b>Alex ASHBY</b>		A Vauxhall Astra VXR				
1 -	2:04.636	+ 20.159	10:57:23.164	3 -	<b>1:44.477</b>		<b>11:00:56.878</b>
2 -	1:49.237	+ 4.760	10:59:12.401	4 -	5:19.664	+ 3:35.187	11:06:16.542
<b>22</b>	<b>Jordan TRESSON</b>		A Nissan 370Z				
1 -	1:42.010	+ 6.635	10:47:47.118	7 -	1:36.299	+ 0.924	10:57:32.736
2 -	1:38.750	+ 3.375	10:49:25.868	8 -	1:37.578	+ 2.203	10:59:10.314
3 -	1:37.015	+ 1.640	10:51:02.883	9 -	<b>1:35.375</b>		<b>11:00:45.689</b>
4 -	1:36.751	+ 1.376	10:52:39.634	10 -	1:36.019	+ 0.644	11:02:21.708
5 -	1:36.565	+ 1.190	10:54:16.199	11 -	1:35.772	+ 0.397	11:03:57.480
6 -	1:40.238	+ 4.863	10:55:56.437	12 -	1:37.567 P	+ 2.192	11:05:35.047
<b>23</b>	<b>Craig CURRIE</b>		A Nissan 370Z				
1 -	1:44.145	+ 7.364	10:47:46.321	7 -	1:35.457 P	+ -1.324	10:57:33.185
2 -	1:38.881	+ 2.100	10:49:25.202	8 -	3:34.281	+ 1:57.500	11:01:07.466
3 -	1:37.038	+ 0.257	10:51:02.240	9 -	1:38.632	+ 1.851	11:02:46.098
4 -	1:36.862	+ 0.081	10:52:39.102	10 -	1:36.990	+ 0.209	11:04:23.088
5 -	<b>1:36.781</b>		<b>10:54:15.883</b>	11 -	1:38.424	+ 1.643	11:06:01.512
6 -	1:41.845	+ 5.064	10:55:57.728				
<b>28</b>	<b>Luca LORENZINI</b>		A Nissan 370Z				
1 -	1:58.641	+ 21.160	10:48:10.063	7 -	1:39.965	+ 2.484	10:58:51.851
2 -	1:53.716	+ 16.235	10:50:03.779	8 -	<b>1:37.481</b>		<b>11:00:29.332</b>
3 -	1:50.962	+ 13.481	10:51:54.741	9 -	1:59.450	+ 21.969	11:02:28.782
4 -	1:47.163	+ 9.682	10:53:41.904	10 -	1:39.240	+ 1.759	11:04:08.022
5 -	1:40.431	+ 2.950	10:55:22.335	11 -	1:41.052	+ 3.571	11:05:49.074
6 -	1:49.551	+ 12.070	10:57:11.886				
<b>31</b>	<b>Keith ISSATT</b>		B BMW 120D				
1 -	1:51.029	+ 11.283	10:49:02.583	6 -	5:37.610	+ 3:57.864	11:01:37.935

Weather / Track : Sunny / Dry

Rockingham International Spc  
Circuit Length = 1.9400 miles  
Start: 10:45 End: 11:06

**Dunlop Sport Maxx Production Cup**  
**QUALIFYING - RACE 5 - LAP ANALYSIS**


2 -	1:39.746		10:50:42.329	7 -	1:40.213	+ 0.467	11:03:18.148
3 -	1:44.653	+ 4.907	10:52:26.982	8 -	1:40.679	+ 0.933	11:04:58.827
4 -	1:45.161	+ 5.415	10:54:12.143	9 -	1:40.373	+ 0.627	11:06:39.200
5 -	1:48.182 P	+ 8.436	10:56:00.325				
<b>34</b>	<b>Kevin GEORGE</b>		<b>B Vauxhall Corsa</b>				
1 -	1:51.884	+ 10.122	10:48:58.342	7 -	1:42.880	+ 1.118	10:59:12.997
2 -	1:42.551	+ 0.789	10:50:40.893	8 -	1:42.063	+ 0.301	11:00:55.060
3 -	1:42.240	+ 0.478	10:52:23.133	9 -	1:42.484	+ 0.722	11:02:37.544
4 -	1:41.762		10:54:04.895	10 -	1:42.291	+ 0.529	11:04:19.835
5 -	1:43.435	+ 1.673	10:55:48.330	11 -	1:42.030	+ 0.268	11:06:01.865
6 -	1:41.787	+ 0.025	10:57:30.117				
<b>39</b>	<b>Jordan WITT</b>		<b>B BMW 120D</b>				
1 -	1:55.507	+ 17.419	10:48:12.009	6 -	1:40.030	+ 1.942	10:58:02.438
2 -	1:39.134	+ 1.046	10:49:51.143	7 -	1:38.088		10:59:40.526
3 -	1:38.220	+ 0.132	10:51:29.363	8 -	1:52.658 P	+ 14.570	11:01:33.184
4 -	1:43.992 P	+ 5.904	10:53:13.355	9 -	4:15.193	+ 2:37.105	11:05:48.377
5 -	3:09.053	+ 1:30.965	10:56:22.408				
<b>44</b>	<b>Andrey MAGIY</b>		<b>B Mini Cooper</b>				
1 -	1:51.238	+ 12.198	10:49:28.089	6 -	1:41.518	+ 2.478	10:57:53.393
2 -	1:41.492	+ 2.452	10:51:09.581	7 -	1:39.681	+ 0.641	10:59:33.074
3 -	1:41.271	+ 2.231	10:52:50.852	8 -	1:39.040		11:01:12.114
4 -	1:41.032	+ 1.992	10:54:31.884	9 -	1:39.554	+ 0.514	11:02:51.668
5 -	1:39.991	+ 0.951	10:56:11.875	10 -	1:36.724 P	+ -2.316	11:04:28.392

Weather / Track : Sunny / Dry

Rockingham International Spc  
 Circuit Length = 1.9400 miles  
 Start: 10:45 End: 11:06

# Dunlop Sport Maxx Production Cup

## RACE 5 - GRID

ROW 7		1:44.477 21 Alex ASHBY
ROW 6	1:44.251 3 Mick WEIDNER	1:42.917 11 Timothy SAUNDERS
ROW 5	1:41.762 34 Kevin GEORGE	1:39.746 31 Keith ISSATT
ROW 4	1:39.040 44 Andrey MAGIY	1:38.088 39 Jordan WITT
ROW 3	1:37.481 28 Luca LORENZINI	1:36.781 23 Craig CURRIE
ROW 2	1:36.661 9 Dan MALONE	1:35.707 7 Ryan BENSLEY
ROW 1	1:35.375 22 Jordan TRESSON	1:33.520 14 Adrian CHURCHILL
<b>Pole</b>		
		

Rockingham International  
Circuit Length = 1.9400 miles

Clerk of Course :

Timekeeper :

# Dunlop Sport Maxx Production Cup

## RACE 5 - CLASSIFICATION

POS	NO	CL	NAME	ENTRY	LAPS	TIME	GAP	DIFF	MPH	BEST	ON
1	14	A	Adrian CHURCHILL	Vauxhall Astra VXR	13	21:01.783			71.95	1:35.334	3
2	22	A	Jordan TRESSON	Nissan 370Z	13	21:03.428	1.645	1.645	71.86	1:35.583	11
3	28	A	Luca LORENZINI	Nissan 370Z	13	21:05.683	3.900	2.255	71.73	1:35.971	3
4	7	A	Ryan BENSLEY	Vauxhall Astra VXR	13	21:09.470	7.687	3.787	71.51	1:36.058	3
5	9	A	Dan MALONE	Seat Leon Cupra	13	21:12.137	10.354	2.667	71.36	1:35.944	2
6	23	A	Craig CURRIE	Nissan 370Z	13	21:12.601	10.818	0.464	71.34	1:36.131	5
7	21	A	Alex ASHBY	Vauxhall Astra VXR	13	21:14.121	12.338	1.520	71.25	1:36.594	7
8	44	B	Andrey MAGIY	Mini Cooper	13	21:37.297	35.514	23.176	69.98	1:38.019	4
9	39	B	Jordan WITT	BMW 120D	13	21:38.323	36.540	1.026	69.92	1:38.131	4
10	31	B	Keith ISSATT	BMW 120D	13	21:45.469	43.686	7.146	69.54	1:39.161	7
11	11	A	Timothy SAUNDERS	Ford Focus	12	22:50.555	1 lap	1 lap	61.14	1:42.384	2
NOT CLASSIFIED											
DNF	34	B	Kevin GEORGE	Vauxhall Corsa	6	10:30.639	7 laps	6 laps	66.44	1:41.525	2
FASTEST LAP											
14	A	Adrian CHURCHILL	Vauxhall Astra VXR	3	1:35.334	73.25 mph	117.89 kph				
44	B	Andrey MAGIY	Mini Cooper	4	1:38.019	71.25 mph	114.66 kph				

Car 21 - Transponder stopped working, please fix before next race.

Weather / Track : Sunny / Dry

These results are provisional until the conclusion of any judicial and technical matters.

Rockingham International Spc  
Circuit Length = 1.9400 miles  
Start: 15:55 End: 16:19

Clerk of Course :		Timekeeper :	
-------------------	--	--------------	--

**Dunlop Sport Maxx Production Cup**  
**RACE 5 - LAP CHART**

Lap 1			Lap 2			Lap 3			Lap 4			Lap 5		
No	Behind	Laptime	No	Behind	Laptime	No	Behind	Laptime	No	Behind	Laptime	No	Behind	Laptime
14		1:40.599	14		1:35.604	14		1:35.334	14		1:35.944	14		1:36.629
7	2.284	1:42.883	7	2.853	1:36.173	7	3.577	1:36.058	7	4.836	1:37.203	7	5.328	1:37.121
9	2.954	1:43.553	9	3.294	1:35.944	9	3.997	1:36.037	9	6.084	1:38.031	9	6.652	1:37.197
22	3.318	1:43.917	22	3.816	1:36.102	22	4.365	1:35.883	28	6.248	1:36.865	22	6.748	1:36.815
28	4.212	1:44.811	28	4.690	1:36.082	28	5.327	1:35.971	22	6.562	1:38.141	28	7.254	1:37.635
21	5.321	1:45.920	21	6.558	1:36.841	21	7.985	1:36.761	21	9.253	1:37.212	21	9.396	1:36.772
23	6.102	1:46.701	23	8.237	1:37.739	23	9.934	1:37.031	23	10.410	1:36.420	23	9.912	1:36.131
31	7.979	1:48.578	31	11.568	1:39.193	31	15.898	1:39.664	44	18.118	1:38.019	44	20.215	1:38.726
44	8.426	1:49.025	44	11.896	1:39.074	44	16.043	1:39.481	31	19.842	1:39.888	39	23.054	1:39.164
39	11.222	1:51.821	39	14.968	1:39.350	39	18.332	1:38.698	39	20.519	1:38.131	31	24.200	1:40.987
11	11.337	1:51.936	11	18.117	1:42.384	11	26.206	1:43.423	11	33.299	1:43.037	11	40.351	1:43.681
34	12.931	1:53.530	34	18.852	1:41.525	34	26.599	1:43.081	34	33.613	1:42.958	34	40.393	1:43.409

**Car 21 - Transponder stopped working, please fix before next race.**

**Weather / Track : Sunny / Dry**

Rockingham International Spc  
 Circuit Length = 1.9400 miles  
 Start: 15:55 End: 16:19



**Dunlop Sport Maxx Production Cup**  
**RACE 5 - LAP CHART**

Lap 6			Lap 7			Lap 8			Lap 9			Lap 10		
No	Behind	Laptime	No	Behind	Laptime	No	Behind	Laptime	No	Behind	Laptime	No	Behind	Laptime
14		1:36.727	14		1:37.034	14		1:36.841	14		1:37.322	14		1:37.991
7	5.744	1:37.143	7	5.399	1:36.689	7	5.637	1:37.079	7	6.639	1:38.324	22	6.002	1:36.930
9	6.687	1:36.762	9	5.997	1:36.344	9	6.422	1:37.266	22	7.063	1:37.801	28	6.738	1:37.083
22	6.918	1:36.897	22	6.340	1:36.456	22	6.584	1:37.085	28	7.646	1:37.882	7	7.504	1:38.856
28	7.623	1:37.096	28	6.945	1:36.356	28	7.086	1:36.982	9	8.671	1:39.571	9	8.211	1:37.531
21	9.565	1:36.896	21	9.125	1:36.594	23	12.274	1:38.967	23	11.590	1:36.638	23	10.156	1:36.557
23	10.080	1:36.895	23	10.148	1:37.102	21	13.003	1:40.719	21	12.846	1:37.165	21	12.192	1:37.337
44	22.071	1:38.583	44	24.083	1:39.046	44	27.403	1:40.161	44	28.424	1:38.343	44	29.047	1:38.614
39	25.420	1:39.093	39	26.857	1:38.471	39	29.072	1:39.056	39	30.424	1:38.674	39	31.084	1:38.651
31	26.715	1:39.242	31	28.842	1:39.161	31	31.582	1:39.581	31	33.720	1:39.460	31	35.603	1:39.874
11	47.073	1:43.449	11	53.110	1:43.071	11	1:01.155	1:44.886	11	1:07.286	1:43.453	11	1:17.372	1:48.077
34	49.802	1:46.136 P												

Car 21 - Transponder stopped working, please fix before next race.

Weather / Track : Sunny / Dry

Rockingham International Spc  
 Circuit Length = 1.9400 miles  
 Start: 15:55 End: 16:19

**Dunlop Sport Maxx Production Cup**  
**RACE 5 - LAP CHART**

Lap 11			Lap 12			Lap 13		
No	Behind	Laptime	No	Behind	Laptime	No	Behind	Laptime
14		1:37.805	14		1:37.715	14		1:36.238
22	3.780	1:35.583	22	1.961	1:35.896	22	1.645	1:35.922
28	5.277	1:36.344	28	3.691	1:36.129	28	3.900	1:36.447
7	6.732	1:37.033	7	6.349	1:37.332	7	7.687	1:37.576
9	9.122	1:38.716	9	9.334	1:37.927	9	10.354	1:37.258
23	10.915	1:38.564	23	10.424	1:37.224	23	10.818	1:36.632
21	12.195	1:37.808	21	11.576	1:37.096	21	12.338	1:37.000
44	30.373	1:39.131	11	1 LAP	2:29.383	44	35.514	1:39.277
39	33.255	1:39.976	44	32.475	1:39.817	39	36.540	1:38.712
31	37.978	1:40.180	39	34.066	1:38.526	31	43.686	1:40.053
			31	39.871	1:39.608	11	1 LAP	2:53.775 P


**Car 21 - Transponder stopped working, please fix before next race.**

**Weather / Track : Sunny / Dry**

Rockingham International Spc  
 Circuit Length = 1.9400 miles  
 Start: 15:55 End: 16:19

# Dunlop Sport Maxx Production Cup

## RACE 11 - GRID

ROW 7		3	Mick WEIDNER		
ROW 6	34	Kevin GEORGE	11	Timothy SAUNDERS	
ROW 5		31	Keith ISSATT	39	Jordan WITT
ROW 4	44	Andrey MAGIY	21	Alex ASHBY	
ROW 3		23	Craig CURRIE	9	Dan MALONE
ROW 2	7	Ryan BENSLEY	28	Luca LORENZINI	
ROW 1		22	Jordan TRESSON	14	Adrian CHURCHILL
<b>Pole</b>					
					

Rockingham International  
Circuit Length = 1.9400 miles

Clerk of Course :

Timekeeper :

# Dunlop Sport Maxx Production Cup

## RACE 11 - CLASSIFICATION

POS	NO	CL	NAME	ENTRY	LAPS	TIME	GAP	DIFF	MPH	BEST	ON
1	14	A	<b>Adrian CHURCHILL</b>	Vauxhall Astra VXR	13	20:38.409			73.31	1:33.892	3
2	28	A	<b>Luca LORENZINI</b>	Nissan 370Z	13	20:39.174	<b>0.765</b>	0.765	73.26	1:34.101	2
3	22	A	<b>Jordan TRESSON</b>	Nissan 370Z	13	20:55.320	<b>16.911</b>	16.146	72.32	1:34.962	3
4	21	A	<b>Alex ASHBY - NB</b>	Vauxhall Astra VXR	13	20:58.479	<b>20.070</b>	3.159	72.14	1:35.394	4
5	7	A	<b>Ryan BENSLEY</b>	Vauxhall Astra VXR	13	20:58.803	<b>20.394</b>	0.324	72.12	1:35.266	9
6	23	A	<b>Craig CURRIE</b>	Nissan 370Z	13	21:02.591	<b>24.182</b>	3.788	71.90	1:35.435	4
7	9	A	<b>Dan MALONE</b>	Seat Leon Cupra	13	21:03.053	<b>24.644</b>	0.462	71.88	1:35.553	2
8	44	B	<b>Andrey MAGIY</b>	Mini Cooper	13	21:27.458	<b>49.049</b>	24.405	70.51	1:37.763	5
9	39	B	<b>Jordan WITT</b>	BMW 120D	13	21:28.432	<b>50.023</b>	0.974	70.46	1:37.710	5
10	31	B	<b>Keith ISSATT</b>	BMW 120D	13	21:43.383	<b>1:04.974</b>	14.951	69.65	1:38.756	3
11	34	B	<b>Kevin GEORGE</b>	Vauxhall Corsa	13	22:13.870	<b>1:35.461</b>	30.487	68.06	1:40.517	2
NOT CLASSIFIED											
DNF	11	A	<b>Timothy SAUNDERS</b>	Ford Focus	1	1:53.706	<b>12 laps</b>	12 laps	61.42		
FASTEST LAP											
14	A	<b>Adrian CHURCHILL</b>	Vauxhall Astra VXR	3	1:33.892			74.38 mph		119.70 kph	
39	B	<b>Jordan WITT</b>	BMW 120D	5	1:37.710			71.47 mph		115.02 kph	

**NB: Car 21 - intermittent problem with transponder - please check wiring connections.**

**Weather / Track : Sunny / Dry**

**These results are provisional until the conclusion of any judicial and technical matters.**

Rockingham International Spc  
Circuit Length = 1.9400 miles  
Start: 12:48 End: 13:11

Clerk of Course :		Timekeeper :
-------------------	--	--------------

# Dunlop Sport Maxx Production Cup

## RACE 11 - LAP CHART

Lap 1			Lap 2			Lap 3			Lap 4			Lap 5		
No	Behind	Laptime	No	Behind	Laptime	No	Behind	Laptime	No	Behind	Laptime	No	Behind	Laptime
14		1:41.096	14		1:33.894	14		1:33.892	14		1:33.957	14		1:34.579
28	0.609	1:41.705	28	0.816	1:34.101	28	1.161	1:34.237	28	1.415	1:34.211	28	1.004	1:34.168
9	2.357	1:43.453	9	4.016	1:35.553	9	6.296	1:36.172	21	8.106	1:35.394	21	9.249	1:35.722
21	2.629	1:43.725	21	4.560	1:35.825	21	6.669	1:36.001	22	8.731	1:35.531	22	9.568	1:35.416
7	3.385	1:44.481	7	5.698	1:36.207	22	7.157	1:34.962	23	10.073	1:35.435	23	11.516	1:36.022
22	3.882	1:44.978	22	6.087	1:36.099	23	8.595	1:35.834	9	12.366	1:40.027	7	14.295	1:36.076
23	4.405	1:45.501	23	6.653	1:36.142	7	11.007	1:39.201	7	12.798	1:35.748	9	15.161	1:37.374
44	5.638	1:46.734	44	9.723	1:37.979	44	14.333	1:38.502	44	19.630	1:39.254	44	22.814	1:37.763
31	6.363	1:47.459	39	11.848	1:38.773	39	16.935	1:38.979	39	21.179	1:38.201	39	24.310	1:37.710
39	6.969	1:48.065	31	13.541	1:41.072	31	18.405	1:38.756	31	24.266	1:39.818	31	29.796	1:40.109
34	8.101	1:49.197	34	14.724	1:40.517	34	22.180	1:41.348	34	29.540	1:41.317	34	36.746	1:41.785
11	12.610	1:53.706 P												

Weather / Track : Sunny / Dry

Rockingham International Spc  
 Circuit Length = 1.9400 miles  
 Start: 12:48 End: 13:11

# Dunlop Sport Maxx Production Cup

## RACE 11 - LAP CHART

Lap 6			Lap 7			Lap 8			Lap 9			Lap 10		
No	Behind	Laptime	No	Behind	Laptime	No	Behind	Laptime	No	Behind	Laptime	No	Behind	Laptime
14		1:34.406	14		1:34.912	14		1:34.800	14		1:35.044	14		1:35.055
28	1.543	1:34.945	28	0.937	1:34.306	28	1.297	1:35.160	28	1.285	1:35.032	28	2.430	1:36.200
21	10.688	1:35.845	21	11.787	1:36.011	21	13.208	1:36.221	21	14.692	1:36.528	21	16.323	1:36.686
22	10.909	1:35.747	22	12.096	1:36.099	22	13.440	1:36.144	22	15.123	1:36.727	22	16.673	1:36.605
23	13.883	1:36.773	23	15.333	1:36.362	23	17.995	1:37.462	7	18.632	1:35.266	7	19.237	1:35.660
7	15.163	1:35.274	7	15.773	1:35.522	7	18.410	1:37.437	23	19.807	1:36.856	23	21.050	1:36.298
9	16.957	1:36.202	9	18.782	1:36.737	9	20.267	1:36.285	9	21.168	1:35.945	9	22.111	1:35.998
44	26.326	1:37.918	44	29.403	1:37.989	44	33.393	1:38.790	44	36.895	1:38.546	44	39.984	1:38.144
39	28.500	1:38.596	39	31.627	1:38.039	39	35.049	1:38.222	39	38.355	1:38.350	39	42.471	1:39.171
31	34.701	1:39.311	31	39.005	1:39.216	31	44.058	1:39.853	31	48.368	1:39.354	31	53.068	1:39.755
34	45.083	1:42.743	34	52.522	1:42.351	34	59.930	1:42.208	34	1:06.701	1:41.815	34	1:14.120	1:42.474

Weather / Track : Sunny / Dry

Rockingham International Spc  
Circuit Length = 1.9400 miles  
Start: 12:48 End: 13:11

**Dunlop Sport Maxx Production Cup**  
**RACE 11 - LAP CHART**


Lap 11			Lap 12			Lap 13		
No	Behind	Laptime	No	Behind	Laptime	No	Behind	Laptime
14		1:35.304	14		1:35.655	14		1:35.815
28	2.139	1:35.013	28	1.694	1:35.210	28	0.765	1:34.886
21	17.176	1:36.157	22	17.679	1:36.033	22	16.911	1:35.047
22	17.301	1:35.932	21	19.201	1:37.680	21	20.070	1:36.684
7	19.850	1:35.917	7	20.051	1:35.856	7	20.394	1:36.158
23	21.781	1:36.035	23	22.326	1:36.200	23	24.182	1:37.671
9	23.070	1:36.263	9	23.539	1:36.124	9	24.644	1:36.920
44	43.610	1:38.930	44	46.336	1:38.381	44	49.049	1:38.528
39	45.354	1:38.187	39	47.956	1:38.257	39	50.023	1:37.882
31	57.892	1:40.128	31	1:01.353	1:39.116	31	1:04.974	1:39.436
34	1:20.808	1:41.992	34	1:28.165	1:43.012	34	1:35.461	1:43.111

Weather / Track : Sunny / Dry

Rockingham International Spc  
 Circuit Length = 1.9400 miles  
 Start: 12:48 End: 13:11

# Dunlop Sport Maxx Production Cup

## RACE 15 - GRID

ROW 6	11 Timothy SAUNDERS	34 Kevin GEORGE
ROW 5	31 Keith ISSATT	39 Jordan WITT
ROW 4	44 Andrey MAGIY	9 Dan MALONE
ROW 3	23 Craig CURRIE	7 Ryan BENSLEY
ROW 2	14 Adrian CHURCHILL	28 Luca LORENZINI
ROW 1	22 Jordan TRESSON	21 Alex ASHBY
<b>Pole</b>		
		

Rockingham International  
Circuit Length = 1.9400 miles

**These results are provisional until the conclusion of any judicial and technical matters.**

Clerk of Course :

Timekeeper :



# Dunlop Sport Maxx Production Cup

## RACE 15 - CLASSIFICATION

POS	NO	CL	NAME	ENTRY	LAPS	TIME	GAP	DIFF	MPH	BEST	ON
1	14	A	<b>Adrian CHURCHILL</b>	Vauxhall Astra VXR	13	20:41.557			73.12	1:34.011	2
2	28	A	<b>Luca LORENZINI</b>	Nissan 370Z	13	20:43.217	<b>1.660</b>	1.660	73.02	1:34.646	2
3	22	A	<b>Jordan TRESSON</b>	Nissan 370Z	13	20:57.275	<b>15.718</b>	14.058	72.21	1:35.434	6
4	7	A	<b>Ryan BENSLEY</b>	Vauxhall Astra VXR	13	20:59.146	<b>17.589</b>	1.871	72.10	1:35.607	3
5	21	A	<b>Alex ASHBY (see note)</b>	Vauxhall Astra VXR	13	21:02.667	<b>21.110</b>	3.521	71.90	1:35.677	4
6	23	A	<b>Craig CURRIE</b>	Nissan 370Z	13	21:04.163	<b>22.606</b>	1.496	71.81	1:35.837	4
7	9	A	<b>Dan MALONE</b>	Seat Leon Cupra	13	21:10.296	<b>28.739</b>	6.133	71.47	1:35.707	3
8	44	B	<b>Andrey MAGIY</b>	Mini Cooper	13	21:31.328	<b>49.771</b>	21.032	70.30	1:37.705	8
9	31	B	<b>Keith ISSATT</b>	BMW 120D	13	21:44.191	<b>1:02.634</b>	12.863	69.61	1:38.863	4
10	39	B	<b>Jordan WITT</b>	BMW 120D	13	21:52.469	<b>1:10.912</b>	8.278	69.17	1:38.341	12
11	34	B	<b>Kevin GEORGE</b>	Vauxhall Corsa	12	20:45.172	<b>1 lap</b>	1 lap	67.30	1:42.495	10

### FASTEST LAP

14	A	<b>Adrian CHURCHILL</b>	Vauxhall Astra VXR	2	1:34.011	74.28 mph	119.55 kph
44	B	<b>Andrey MAGIY</b>	Mini Cooper	8	1:37.705	71.47 mph	115.03 kph

**NB: Car 21 - Intermittent transponder - you must resolve the problem before the next race**

**Weather / Track : Bright / Dry**

**These results are provisional until the conclusion of any judicial and technical matters.**

Rockingham International Spc  
Circuit Length = 1.9400 miles  
Start: 15:37 End: 15:59

Clerk of Course :		Timekeeper :	
-------------------	--	--------------	--

**Dunlop Sport Maxx Production Cup**  
**RACE 15 - LAP CHART**

Lap 1			Lap 2			Lap 3			Lap 4			Lap 5		
No	Behind	Laptime	No	Behind	Laptime	No	Behind	Laptime	No	Behind	Laptime	No	Behind	Laptime
14		1:41.078	14		1:34.011	14		1:34.153	14		1:34.533	14		1:35.236
28	2.005	1:43.083	28	2.640	1:34.646	28	3.633	1:35.146	28	4.195	1:35.095	28	3.610	1:34.651
21	2.508	1:43.586	21	4.439	1:35.942	21	6.238	1:35.952	21	7.382	1:35.677	21	8.201	1:36.055
7	2.908	1:43.986	7	5.182	1:36.285	7	6.636	1:35.607	7	7.799	1:35.696	7	8.588	1:36.025
22	3.610	1:44.688	22	5.635	1:36.036	22	7.463	1:35.981	9	9.258	1:35.714	22	9.730	1:35.463
9	4.529	1:45.607	9	6.523	1:36.005	9	8.077	1:35.707	22	9.503	1:36.573	9	10.781	1:36.759
23	5.065	1:46.143	23	7.249	1:36.195	23	9.199	1:36.103	23	10.503	1:35.837	23	11.554	1:36.287
31	6.664	1:47.742	31	11.654	1:39.001	39	17.365	1:39.167	39	21.347	1:38.515	44	24.258	1:37.994
39	7.204	1:48.282	39	12.351	1:39.158	44	17.529	1:39.119	44	21.500	1:38.504	31	26.469	1:38.920
44	7.389	1:48.467	44	12.563	1:39.185	31	18.455	1:40.954	31	22.785	1:38.863	39	37.529	1:51.418
34	9.869	1:50.947	34	18.760	1:42.902	34	27.510	1:42.903	34	35.643	1:42.666	34	43.978	1:43.571

**NB: Car 21 - Intermittent transponder - you must resolve the problem before the next race**

**Weather / Track : Sunny / Dry**

Rockingham International Spc  
 Circuit Length = 1.9400 miles  
 Start: 15:37 End: 15:59

**Dunlop Sport Maxx Production Cup**  
**RACE 15 - LAP CHART**

Lap 6			Lap 7			Lap 8			Lap 9			Lap 10		
No	Behind	Laptime	No	Behind	Laptime	No	Behind	Laptime	No	Behind	Laptime	No	Behind	Laptime
14		1:35.368	14		1:35.395	14		1:34.859	14		1:35.178	14		1:35.389
28	3.168	1:34.926	28	2.550	1:34.777	28	2.767	1:35.076	28	2.807	1:35.218	28	2.858	1:35.440
21	9.120	1:36.287	21	10.455	1:36.730	21	12.075	1:36.479	21	13.401	1:36.504	21	14.760	1:36.748
7	9.420	1:36.200	22	10.700	1:36.299	22	12.256	1:36.415	22	13.664	1:36.586	22	15.010	1:36.735
22	9.796	1:35.434	7	11.069	1:37.044	7	13.155	1:36.945	7	14.030	1:36.053	7	15.608	1:36.967
23	12.494	1:36.308	23	13.047	1:35.948	23	14.218	1:36.030	23	15.488	1:36.448	23	16.345	1:36.246
9	19.159	1:43.746	9	20.037	1:36.273	9	21.566	1:36.388	9	23.350	1:36.962	9	25.226	1:37.265
44	29.429	1:40.539	44	32.042	1:38.008	44	34.888	1:37.705	44	38.101	1:38.391	44	40.930	1:38.218
31	31.532	1:40.431	31	36.333	1:40.196	31	41.080	1:39.606	31	45.920	1:40.018	31	50.266	1:39.735
39	40.784	1:38.623	39	44.123	1:38.734	39	48.287	1:39.023	39	51.514	1:38.405	39	55.168	1:39.043
34	52.126	1:43.516	34	59.588	1:42.857	34	1:08.052	1:43.323	34	1:15.757	1:42.883	34	1:22.863	1:42.495

**NB: Car 21 - Intermittent transponder - you must resolve the problem before the next race**

**Weather / Track : Sunny / Dry**

Rockingham International Spc  
 Circuit Length = 1.9400 miles  
 Start: 15:37 End: 15:59

**Dunlop Sport Maxx Production Cup**  
**RACE 15 - LAP CHART**

Lap 11			Lap 12			Lap 13		
No	Behind	Laptime	No	Behind	Laptime	No	Behind	Laptime
14		1:35.911	14		1:34.870	14		1:35.576
28	1.729	1:34.782	28	1.915	1:35.056	28	1.660	1:35.321
22	15.114	1:36.015	22	15.792	1:35.548	34	1 LAP	1:44.423
7	16.652	1:36.955	7	17.526	1:35.744	22	15.718	1:35.502
21	17.233	1:38.384	21	19.596	1:37.233	7	17.589	1:35.639
23	17.578	1:37.144	23	19.800	1:37.092	21	21.110	1:37.090
9	25.823	1:36.508	9	27.689	1:36.736	23	22.606	1:38.382
44	43.470	1:38.451	44	46.633	1:38.033	9	28.739	1:36.626
31	53.691	1:39.336	31	58.264	1:39.443	44	49.771	1:38.714
39	59.392	1:40.135	39	1:02.863	1:38.341	31	1:02.634	1:39.946
34	1:29.638	1:42.686				39	1:10.912	1:43.625

**NB: Car 21 - Intermittent transponder - you must resolve the problem before the next race**

**Weather / Track : Sunny / Dry**

Rockingham International Spc  
 Circuit Length = 1.9400 miles  
 Start: 15:37 End: 15:59

# Mini Challenge

## QUALIFYING - RACE 6 - CLASSIFICATION

POS	NO	CL	NAME	ENTRY	TIME	ON	LAPS	GAP	DIFF	MPH
1	1	R	Luke CAUDLE	Mini Cooper R56	1:32.965	7	11			75.12
2	25	R	Jason MILLS	Mini Cooper R56	1:33.510	9	11	0.545	0.545	74.68
3	69	R	Chris PANAYIOTOU	Mini Cooper R56	1:33.734	3	11	0.769	0.224	74.50
4	50	R	Jason RICHARDSON	Mini Cooper R56	1:34.182	8	10	1.217	0.448	74.15
5	24	R	Chris KNOX	Mini Cooper R56	1:34.498	8	9	1.533	0.316	73.90
6	51	R	Chris OAKHAM	Mini Cooper R56	1:35.173	5	8	2.208	0.675	73.38
7	26	S	Lee ALLEN	Mini Cooper S	1:35.204	8	11	2.239	0.031	73.35
8	66	S	Steve LIQUORISH	Mini Cooper S	1:35.626	4	12	2.661	0.422	73.03
9	2	S	Dean RAYMOND	Mini Cooper S	1:36.246	10	11	3.281	0.620	72.56
10	68	S	Lee SULLIVAN	Mini Cooper S	1:36.296	7	10	3.331	0.050	72.52
11	10	R	Chris SMITH	Mini Cooper R56	1:36.643	9	10	3.678	0.347	72.26
12	28	S	Ian MILTON	Mini Cooper S	1:37.131	4	7	4.166	0.488	71.90
13	7	S	Craig FREEMAN	Mini Cooper	1:37.311	8	11	4.346	0.180	71.76
14	36	S	Chris VINALL	Mini Cooper S	1:37.653	4	11	4.688	0.342	71.51
15	45	C	David OGDON	Mini Cooper	1:42.843	8	10	9.878	5.190	67.90
16	15	C	Justina WILLIAMS	Mini Cooper	1:43.758	5	11	10.793	0.915	67.30
17	9	C	Kevin OCONNOR	Mini Cooper	1:44.072	9	10	11.107	0.314	67.10
18	16	C	James WHELAN	Mini Cooper S	1:44.487	11	11	11.522	0.415	66.84
19	18	C	Sam OSBORNE	Mini Cooper	1:45.435	8	11	12.470	0.948	66.23

Weather / Track : Sunny / Dry

These results are provisional until the conclusion of any judicial and technical matters.

Rockingham International Spr

Circuit Length = 1.9400 miles

Start: 11:10 End: 11:32

Clerk of Course :

Timekeeper :

# Mini Challenge

## QUALIFYING - RACE 6 - LAP ANALYSIS

<b>1</b>	<b>Luke CAUDLE</b>		<b>R Mini Cooper R56</b>			
1 -	1:43.768	+ 10.803	11:12:31.145	<b>7 -</b>	<b>1:32.965</b>	<b>11:23:18.304</b>
2 -	1:33.632	+ 0.667	11:14:04.777	<b>8 -</b>	1:33.705	+ 0.740
3 -	1:33.648	+ 0.683	11:15:38.425	<b>9 -</b>	1:33.884	+ 0.919
4 -	1:33.847	+ 0.882	11:17:12.272	<b>10 -</b>	1:30.311 P	+ -2.654
5 -	1:29.671 P	+ -3.294	11:18:41.943	<b>11 -</b>	2:44.357	+ 1:11.392
6 -	3:03.396	+ 1:30.431	11:21:45.339			11:30:40.561
<b>2</b>	<b>Dean RAYMOND</b>		<b>S Mini Cooper S</b>			
1 -	2:05.373	+ 29.127	11:13:03.195	<b>7 -</b>	1:40.537 P	+ 4.291
2 -	1:52.927	+ 16.681	11:14:56.122	<b>8 -</b>	2:49.777	+ 1:13.531
3 -	1:44.858	+ 8.612	11:16:40.980	<b>9 -</b>	1:38.703	+ 2.457
4 -	1:43.585	+ 7.339	11:18:24.565	<b>10 -</b>	<b>1:36.246</b>	<b>11:29:27.606</b>
5 -	1:39.847	+ 3.601	11:20:04.412	<b>11 -</b>	1:42.578 P	+ 6.332
6 -	1:37.931	+ 1.685	11:21:42.343			11:31:10.184
<b>7</b>	<b>Craig FREEMAN</b>		<b>S Mini Cooper</b>			
1 -	2:03.771	+ 26.460	11:13:00.052	<b>7 -</b>	3:02.202	+ 1:24.891
2 -	1:47.356	+ 10.045	11:14:47.408	<b>8 -</b>	<b>1:37.311</b>	<b>11:25:58.298</b>
3 -	1:39.154	+ 1.843	11:16:26.562	<b>9 -</b>	1:37.324	+ 0.013
4 -	1:38.911	+ 1.600	11:18:05.473	<b>10 -</b>	1:43.913	+ 6.602
5 -	1:38.384	+ 1.073	11:19:43.857	<b>11 -</b>	1:38.438	+ 1.127
6 -	1:34.928 P	+ -2.383	11:21:18.785			11:30:57.973
<b>9</b>	<b>Kevin OCONNOR</b>		<b>C Mini Cooper</b>			
1 -	2:03.916	+ 19.844	11:12:59.047	<b>6 -</b>	2:06.181 P	+ 22.109
2 -	1:50.504	+ 6.432	11:14:49.551	<b>7 -</b>	3:28.768	+ 1:44.696
3 -	1:44.668	+ 0.596	11:16:34.219	<b>8 -</b>	1:44.149	+ 0.077
4 -	1:45.469	+ 1.397	11:18:19.688	<b>9 -</b>	<b>1:44.072</b>	<b>11:29:07.379</b>
5 -	1:44.521	+ 0.449	11:20:04.209	<b>10 -</b>	1:44.448	+ 0.376
<b>10</b>	<b>Chris SMITH</b>		<b>R Mini Cooper R56</b>			
1 -	2:02.483 P	+ 25.840	11:13:01.438	<b>6 -</b>	1:36.767	+ 0.124
2 -	2:19.581 P	+ 42.938	11:15:21.019	<b>7 -</b>	1:36.900	+ 0.257
3 -	3:30.803 P	+ 1:54.160	11:18:51.822	<b>8 -</b>	1:38.155	+ 1.512
4 -	2:42.580	+ 1:05.937	11:21:34.402	<b>9 -</b>	<b>1:36.643</b>	<b>11:29:39.650</b>
5 -	1:36.783	+ 0.140	11:23:11.185	<b>10 -</b>	1:38.232	+ 1.589
<b>15</b>	<b>Justina WILLIAMS</b>		<b>C Mini Cooper</b>			
1 -	2:04.535	+ 20.777	11:13:04.580	<b>7 -</b>	1:44.779	+ 1.021
2 -	1:52.586	+ 8.828	11:14:57.166	<b>8 -</b>	1:40.644 P	+ -3.114
3 -	1:44.976	+ 1.218	11:16:42.142	<b>9 -</b>	3:04.374	+ 1:20.616
4 -	1:44.778	+ 1.020	11:18:26.920	<b>10 -</b>	1:44.526	+ 0.768
5 -	<b>1:43.758</b>		<b>11:20:10.678</b>	<b>11 -</b>	1:43.812	+ 0.054
6 -	1:44.781	+ 1.023	11:21:55.459			11:31:53.594
<b>16</b>	<b>James WHELAN</b>		<b>C Mini Cooper S</b>			
1 -	2:08.402	+ 23.915	11:13:09.887	<b>7 -</b>	1:45.385	+ 0.898
2 -	1:53.694	+ 9.207	11:15:03.581	<b>8 -</b>	1:44.682	+ 0.195
3 -	1:46.349	+ 1.862	11:16:49.930	<b>9 -</b>	1:44.947	+ 0.460
4 -	1:45.813	+ 1.326	11:18:35.743	<b>10 -</b>	1:44.904	+ 0.417
5 -	1:45.772	+ 1.285	11:20:21.515	<b>11 -</b>	<b>1:44.487</b>	<b>11:30:51.089</b>
6 -	1:45.169	+ 0.682	11:22:06.684			
<b>18</b>	<b>Sam OSBORNE</b>		<b>C Mini Cooper</b>			
1 -	2:06.324	+ 20.889	11:13:11.120	<b>7 -</b>	1:45.467	+ 0.032
2 -	1:50.352	+ 4.917	11:15:01.472	<b>8 -</b>	<b>1:45.435</b>	<b>11:25:42.193</b>
3 -	1:46.914	+ 1.479	11:16:48.386	<b>9 -</b>	1:51.960	+ 6.525
4 -	1:46.975	+ 1.540	11:18:35.361	<b>10 -</b>	1:48.503	+ 3.068
5 -	1:48.521	+ 3.086	11:20:23.882	<b>11 -</b>	1:45.944	+ 0.509
6 -	1:47.409	+ 1.974	11:22:11.291			11:31:08.600

Weather / Track : Sunny / Dry

Rockingham International Spc  
Circuit Length = 1.9400 miles  
Start: 11:10 End: 11:32

# Mini Challenge

## QUALIFYING - RACE 6 - LAP ANALYSIS

<b>24</b>	<b>Chris KNOX</b>	R Mini Cooper R56					
1 -	1:59.433	+ 24.935	11:15:12.345	6 -	1:34.518	+ 0.020	11:23:41.043
2 -	1:51.904	+ 17.406	11:17:04.249	7 -	1:34.569	+ 0.071	11:25:15.612
3 -	1:34.685	+ 0.187	11:18:38.934	8 -	<b>1:34.498</b>		<b>11:26:50.110</b>
4 -	1:51.801	+ 17.303	11:20:30.735	9 -	1:32.099 P	+ -2.399	11:28:22.209
5 -	1:35.790	+ 1.292	11:22:06.525				
<b>25</b>	<b>Jason MILLS</b>	R Mini Cooper R56					
1 -	1:44.276	+ 10.766	11:12:36.236	7 -	1:30.956 P	+ -2.554	11:21:58.074
2 -	1:34.619	+ 1.109	11:14:10.855	8 -	4:09.962	+ 2:36.452	11:26:08.036
3 -	1:33.594	+ 0.084	11:15:44.449	9 -	<b>1:33.510</b>		<b>11:27:41.546</b>
4 -	1:35.146	+ 1.636	11:17:19.595	10 -	1:34.715	+ 1.205	11:29:16.261
5 -	1:33.772	+ 0.262	11:18:53.367	11 -	1:35.131	+ 1.621	11:30:51.392
6 -	1:33.751	+ 0.241	11:20:27.118				
<b>26</b>	<b>Lee ALLEN</b>	S Mini Cooper S					
1 -	1:35.945	+ 0.741	11:14:08.387	7 -	1:36.749	+ 1.545	11:23:43.122
2 -	1:35.316	+ 0.112	11:15:43.703	8 -	<b>1:35.204</b>		<b>11:25:18.326</b>
3 -	1:35.572	+ 0.368	11:17:19.275	9 -	1:36.192	+ 0.988	11:26:54.518
4 -	1:35.344	+ 0.140	11:18:54.619	10 -	2:01.987	+ 26.783	11:28:56.505
5 -	1:35.326	+ 0.122	11:20:29.945	11 -	1:55.887 P	+ 20.683	11:30:52.392
6 -	1:36.428	+ 1.224	11:22:06.373				
<b>28</b>	<b>Ian MILTON</b>	S Mini Cooper S					
1 -	1:49.152	+ 12.021	11:21:16.459	5 -	1:37.779	+ 0.648	11:27:54.485
2 -	1:43.024	+ 5.893	11:22:59.483	6 -	1:37.846	+ 0.715	11:29:32.331
3 -	1:40.092	+ 2.961	11:24:39.575	7 -	1:55.761	+ 18.630	11:31:28.092
4 -	<b>1:37.131</b>		<b>11:26:16.706</b>				
<b>36</b>	<b>Chris VINALL</b>	S Mini Cooper S					
1 -	1:39.663	+ 2.010	11:14:22.297	7 -	1:39.576	+ 1.923	11:24:13.972
2 -	1:38.849	+ 1.196	11:16:01.146	8 -	1:38.591	+ 0.938	11:25:52.563
3 -	1:38.003	+ 0.350	11:17:39.149	9 -	1:39.416	+ 1.763	11:27:31.979
4 -	<b>1:37.653</b>		<b>11:19:16.802</b>	10 -	1:38.315	+ 0.662	11:29:10.294
5 -	1:38.314	+ 0.661	11:20:55.116	11 -	1:42.275	+ 4.622	11:30:52.569
6 -	1:39.280	+ 1.627	11:22:34.396				
<b>45</b>	<b>David OGDON</b>	C Mini Cooper					
1 -	2:02.011	+ 19.168	11:13:08.017	6 -	4:47.266	+ 3:04.423	11:24:55.348
2 -	1:49.973	+ 7.130	11:14:57.990	7 -	1:43.541	+ 0.698	11:26:38.889
3 -	1:45.441	+ 2.598	11:16:43.431	8 -	<b>1:42.843</b>		<b>11:28:21.732</b>
4 -	1:44.194	+ 1.351	11:18:27.625	9 -	1:42.966	+ 0.123	11:30:04.698
5 -	1:40.457 P	+ -2.386	11:20:08.082	10 -	1:42.885	+ 0.042	11:31:47.583
<b>50</b>	<b>Jason RICHARDSON</b>	R Mini Cooper R56					
1 -	1:41.462	+ 7.280	11:13:36.119	6 -	1:35.244	+ 1.062	11:25:18.608
2 -	1:35.276	+ 1.094	11:15:11.395	7 -	1:38.765	+ 4.583	11:26:57.373
3 -	1:34.250	+ 0.068	11:16:45.645	8 -	<b>1:34.182</b>		<b>11:28:31.555</b>
4 -	1:30.902 P	+ -3.280	11:18:16.547	9 -	1:34.511	+ 0.329	11:30:06.066
5 -	5:26.817	+ 3:52.635	11:23:43.364	10 -	1:34.290	+ 0.108	11:31:40.356
<b>51</b>	<b>Chris OAKHAM</b>	R Mini Cooper R56					
1 -	1:55.740	+ 20.567	11:13:03.134	5 -	<b>1:35.173</b>		<b>11:19:34.612</b>
2 -	1:43.169	+ 7.996	11:14:46.303	6 -	1:36.515	+ 1.342	11:21:11.127
3 -	1:37.137	+ 1.964	11:16:23.440	7 -	1:41.212	+ 6.039	11:22:52.339
4 -	1:35.999	+ 0.826	11:17:59.439	8 -	1:38.746 P	+ 3.573	11:24:31.085
<b>66</b>	<b>Steve LIQUORISH</b>	S Mini Cooper S					
1 -	1:58.968	+ 23.342	11:13:18.637	7 -	1:36.057	+ 0.431	11:23:20.924
2 -	2:02.302	+ 26.676	11:15:20.939	8 -	1:35.925	+ 0.299	11:24:56.849
3 -	1:35.784	+ 0.158	11:16:56.723	9 -	1:39.026	+ 3.400	11:26:35.875

Weather / Track : Sunny / Dry

Rockingham International Spc  
Circuit Length = 1.9400 miles  
Start: 11:10 End: 11:32

# Mini Challenge

## QUALIFYING - RACE 6 - LAP ANALYSIS

4 -	1:35.626		11:18:32.349	10 -	1:35.963	+ 0.337	11:28:11.838
5 -	1:36.478	+ 0.852	11:20:08.827	11 -	1:36.189	+ 0.563	11:29:48.027
6 -	1:36.040	+ 0.414	11:21:44.867	12 -	1:36.618	+ 0.992	11:31:24.645
<b>68</b>	<b>Lee SULLIVAN</b> S Mini Cooper S						
1 -	1:47.313	+ 11.017	11:12:38.096	6 -	1:36.987	+ 0.691	11:22:13.708
2 -	1:36.915 P	+ 0.619	11:14:15.011	7 -	<b>1:36.296</b>		<b>11:23:50.004</b>
3 -	3:08.151	+ 1:31.855	11:17:23.162	8 -	1:38.380 P	+ 2.084	11:25:28.384
4 -	1:36.885	+ 0.589	11:19:00.047	9 -	3:30.488	+ 1:54.192	11:28:58.872
5 -	1:36.674	+ 0.378	11:20:36.721	10 -	1:54.077	+ 17.781	11:30:52.949
<b>69</b>	<b>Chris PANAYIOTOU</b> R Mini Cooper R56						
1 -	1:48.288	+ 14.554	11:12:37.361	7 -	1:34.373	+ 0.639	11:24:06.942
2 -	1:34.594	+ 0.860	11:14:11.955	8 -	1:34.443	+ 0.709	11:25:41.385
3 -	<b>1:33.734</b>		<b>11:15:45.689</b>	9 -	1:53.210 P	+ 19.476	11:27:34.595
4 -	1:33.261 P	+ -0.473	11:17:18.950	10 -	2:06.129	+ 32.395	11:29:40.724
5 -	3:38.987	+ 2:05.253	11:20:57.937	11 -	1:34.280	+ 0.546	11:31:15.004
6 -	1:34.632	+ 0.898	11:22:32.569				


Weather / Track : Sunny / Dry

Rockingham International Spc  
Circuit Length = 1.9400 miles  
Start: 11:10 End: 11:32



# Mini Challenge

## RACE 6 - GRID

ROW 10		1:45.435 18 Sam OSBORNE	
ROW 9	1:44.487 16 James WHELAN		1:44.072 9 Kevin OCONNOR
ROW 8	1:43.758 15 Justina WILLIAMS	1:42.843 45 David OGDON	
ROW 7	1:37.653 36 Chris VINALL Transponder not working		1:37.311 7 Craig FREEMAN
ROW 6	1:37.131 28 Ian MILTON	1:36.643 10 Chris SMITH	
ROW 5	1:36.296 68 Lee SULLIVAN		1:36.246 2 Dean RAYMOND
ROW 4	1:35.626 66 Steve LIQUORISH	1:35.204 26 Lee ALLEN	
ROW 3	1:35.173 51 Chris OAKHAM		1:34.498 24 Chris KNOX
ROW 2	1:34.182 50 Jason RICHARDSON	1:33.734 69 Chris PANAYIOTOU	
ROW 1	1:33.510 25 Jason MILLS		1:32.965 1 Luke CAUDLE
<b>Pole</b>			
			

Rockingham International  
Circuit Length = 1.9400 miles

Clerk of Course :

Timekeeper :

# Mini Challenge

## RACE 6 - CLASSIFICATION - AMENDED

POS	NO	CL	NAME	ENTRY	LAPS	TIME	GAP	DIFF	MPH	BEST	ON
1	1	R	Luke CAUDLE	Mini Cooper R56	13	20:33.868			73.58	1:33.873	2
2	69	R	Chris PANAYIOTOU	Mini Cooper R56	13	20:35.241	1.373	1.373	73.50	1:34.088	8
3	24	R	Chris KNOX	Mini Cooper R56	13	20:41.882	8.014	6.641	73.10	1:33.765	3
4	50	R	Jason RICHARDSON	Mini Cooper R56	13	20:42.859	8.991	0.977	73.05	1:33.958	3
5	51	R	Chris OAKMAN	Mini Cooper R56	13	20:52.081	18.213	9.222	72.51	1:34.593	9
6	26	S	Lee ALLEN	Mini Cooper S	13	20:53.463	19.595	1.382	72.43	1:34.931	2
7	10	R	Chris SMITH	Mini Cooper R56	13	21:10.393	36.525	16.930	71.46	1:35.896	6
8	68	S	Lee SULLIVAN	Mini Cooper S	13	21:15.061	41.193	4.668	71.20	1:36.383	5
9	66	S	Steve LIQUORISH	Mini Cooper S	13	21:28.528	54.660	13.467	70.46	1:37.572	13
10	2	S	Dean RAYMOND	Mini Cooper S	13	21:28.722	54.854	0.194	70.45	1:36.374	8
11	28	S	Ian MILTON	Mini Cooper S	13	21:31.836	57.968	3.114	70.28	1:38.055	3
12	7	S	Craig FREEMAN	Mini Cooper S	13	21:32.286	58.418	0.450	70.25	1:37.569	7
13	36	S	Chris VINALL - Transponder N/W	Mini Cooper S	13	21:36.485	1:02.617	4.199	70.02	1:38.030	5
14	9	C	Kevin OCONNOR	Mini Cooper	12	20:58.190	1 lap	1 lap	66.60	1:43.512	5
15	45	C	David OGDEN	Mini Cooper	12	20:58.865	1 lap	0.675	66.57	1:43.408	5
16	16	C	James WHELAN	Mini Cooper	12	21:00.207	1 lap	1.342	66.50	1:43.420	8
17	15	C	Justina WILLIAMS	Mini Cooper	12	21:09.335	1 lap	9.128	66.02	1:44.039	6
18	18	C	Sam OSBORNE	Mini Cooper	12	21:10.791	1 lap	1.456	65.94	1:44.151	4
NOT CLASSIFIED											
DNF	25	R	Jason MILLS	Mini Cooper R56	9	14:26.360	4 laps	3 laps	72.55	1:34.044	2
FASTEST LAP											
24	R	Chris KNOX	Mini Cooper R56	3	1:33.765			74.48 mph		119.86 kph	
26	S	Lee ALLEN	Mini Cooper S	2	1:34.931			73.56 mph		118.39 kph	
45	C	David OGDEN	Mini Cooper	5	1:43.408			67.53 mph		108.69 kph	

Car 36 - Transponder not working - fix before next race.

Car 66 - Transponder stopped working.

Weather / Track : Sunny / Dry

These results are provisional until the conclusion of any judicial and technical matters.

Rockingham International Spc

Circuit Length = 1.9400 miles

Start: 16:26 End: 16:47

Clerk of Course :	Timekeeper :
-------------------	--------------

# Mini Challenge

## RACE 6 - LAP CHART

Lap 1			Lap 2			Lap 3			Lap 4			Lap 5		
No	Behind	Laptime	No	Behind	Laptime	No	Behind	Laptime	No	Behind	Laptime	No	Behind	Laptime
1		1:42.000	1		1:33.873	1		1:33.938	1		1:34.221	1		1:34.218
69	0.285	1:42.285	69	0.570	1:34.158	69	0.722	1:34.090	69	1.207	1:34.706	69	1.613	1:34.624
25	2.375	1:44.375	25	2.546	1:34.044	25	3.519	1:34.911	24	3.603	1:33.804	24	3.635	1:34.250
26	3.035	1:45.035	26	4.093	1:34.931	24	4.020	1:33.765	25	4.074	1:34.776	25	4.248	1:34.392
50	3.269	1:45.269	24	4.193	1:34.422	50	4.799	1:33.958	50	5.141	1:34.563	50	6.250	1:35.327
24	3.644	1:45.644	50	4.779	1:35.383	26	6.321	1:36.166	26	7.393	1:35.293	26	8.567	1:35.392
51	5.125	1:47.125	51	6.086	1:34.834	51	6.977	1:34.829	51	7.526	1:34.770	51	8.795	1:35.487
68	5.183	1:47.183	68	8.049	1:36.739	68	10.951	1:36.840	68	13.968	1:37.238	68	16.133	1:36.383
66	7.797	1:49.797	10	11.018	1:36.675	10	13.500	1:36.420	10	15.730	1:36.451	10	17.819	1:36.307
28	8.114	1:50.114	66	11.913	1:37.989	66	15.970	1:37.995	66	20.156	1:38.407	66	24.269	1:38.331
10	8.216	1:50.216	28	12.711	1:38.470	28	16.828	1:38.055	28	20.710	1:38.103	28	24.857	1:38.365
2	10.910	1:52.910	7	15.209	1:38.165	7	19.216	1:37.945	7	22.863	1:37.868	7	26.514	1:37.869
7	10.917	1:52.917	36	16.661	1:38.917	36	20.762	1:38.039	36	24.594	1:38.053	36	28.406	1:38.030
36	11.617	1:53.617	2	17.993	1:40.956	2	22.402	1:38.347	2	26.323	1:38.142	2	29.294	1:37.189
9	13.313	1:55.313	9	23.323	1:43.883	9	33.224	1:43.839	9	42.643	1:43.640	9	51.937	1:43.512
45	13.850	1:55.850	45	23.671	1:43.694	45	33.671	1:43.938	45	43.306	1:43.856	45	52.496	1:43.408
16	14.283	1:56.283	16	25.331	1:44.921	16	35.545	1:44.152	16	45.425	1:44.101	16	54.730	1:43.523
15	15.383	1:57.383	15	25.898	1:44.388	15	36.213	1:44.253	15	46.294	1:44.302	15	58.296	1:46.220
18	16.488	1:58.488	18	27.125	1:44.510	18	37.470	1:44.283	18	47.400	1:44.151	18	58.635	1:45.453

Weather / Track : Sunny / Dry

Rockingham International Spc  
Circuit Length = 1.9400 miles  
Start: 16:26 End: 16:47

# Mini Challenge

## RACE 6 - LAP CHART

Lap 6			Lap 7			Lap 8			Lap 9			Lap 10		
No	Behind	Laptime	No	Behind	Laptime	No	Behind	Laptime	No	Behind	Laptime	No	Behind	Laptime
1		1:34.130	1		1:34.540	1		1:34.234	1		1:34.235	1		1:34.446
69	2.073	1:34.590	69	1.701	1:34.168	69	1.555	1:34.088	69	1.579	1:34.259	69	1.718	1:34.585
24	3.711	1:34.206	24	3.935	1:34.764	24	4.636	1:34.935	24	5.592	1:35.191	15	1 LAP	1:44.312
25	5.109	1:34.991	25	5.661	1:35.092	50	7.564	1:35.012	50	7.804	1:34.475	24	6.241	1:35.095
50	7.244	1:35.124	50	6.786	1:34.082	25	8.329	1:36.902	25	10.971	1:36.877	18	1 LAP	1:44.911
26	9.881	1:35.444	51	12.082	1:36.731	51	12.632	1:34.784	51	12.990	1:34.593	50	8.165	1:34.807
51	9.891	1:35.226	26	12.153	1:36.812	26	13.823	1:35.904	26	15.545	1:35.957	51	14.122	1:35.578
68	18.587	1:36.584	68	20.865	1:36.818	68	23.436	1:36.805	10	26.501	1:36.749	26	16.742	1:35.643
10	19.585	1:35.896	10	21.440	1:36.395	10	23.987	1:36.781	68	26.977	1:37.776	10	28.535	1:36.480
66	28.626	1:38.487	66	32.110	1:38.024	66	35.985	1:38.109	66	40.091	1:38.341	68	29.886	1:37.355
28	29.288	1:38.561	28	32.949	1:38.201	28	36.782	1:38.067	28	40.686	1:38.139	66	44.211	1:38.566
7	31.233	1:38.849	7	34.262	1:37.569	7	38.141	1:38.113	2	41.690	1:37.079	28	44.851	1:38.611
36	32.618	1:38.342	2	36.706	1:38.432	2	38.846	1:36.374	7	42.801	1:38.895	2	45.354	1:38.110
2	32.814	1:37.650	36	37.493	1:39.415	36	41.725	1:38.466	36	46.041	1:38.551	7	47.016	1:38.661
9	1:01.554	1:43.747	9	1:10.834	1:43.820	9	1:20.373	1:43.773	9	1:29.652	1:43.514	36	49.868	1:38.273
45	1:01.928	1:43.562	45	1:11.413	1:44.025	45	1:20.734	1:43.555	45	1:30.375	1:43.876			
16	1:04.522	1:43.922	16	1:13.472	1:43.490	16	1:22.658	1:43.420	16	1:32.015	1:43.592			
15	1:08.205	1:44.039	15	1:17.818	1:44.153	15	1:28.782	1:45.198						
18	1:09.218	1:44.713	18	1:18.924	1:44.246	18	1:30.096	1:45.406						

Weather / Track : Sunny / Dry

Rockingham International Spc  
Circuit Length = 1.9400 miles  
Start: 16:26 End: 16:47

## Mini Challenge

### RACE 6 - LAP CHART


Lap 11			Lap 12			Lap 13		
No	Behind	Laptime	No	Behind	Laptime	No	Behind	Laptime
1		1:34.771	1		1:34.366	1		1:34.896
69	1.747	1:34.800	69	1.758	1:34.377	69	1.373	1:34.511
9	1 LAP	1:44.562	24	7.690	1:34.827	24	8.014	1:35.220
45	1 LAP	1:44.588	50	9.294	1:35.387	50	8.991	1:34.593
24	7.229	1:35.759	9	1 LAP	1:44.437	51	18.213	1:35.709
16	1 LAP	1:44.916	45	1 LAP	1:44.078	26	19.595	1:36.024
50	8.273	1:34.879	51	17.400	1:35.483	9	1 LAP	1:44.150
15	1 LAP	1:45.426	16	1 LAP	1:44.113	45	1 LAP	1:44.435
51	16.283	1:36.932	26	18.467	1:35.296	16	1 LAP	1:43.774
18	1 LAP	1:45.631	15	1 LAP	1:44.799	15	1 LAP	1:44.862
26	17.537	1:35.566	18	1 LAP	1:44.714	10	36.525	1:36.933
10	30.626	1:36.862	10	34.488	1:38.228	18	1 LAP	1:44.285
68	32.679	1:37.564	68	36.118	1:37.805	68	41.193	1:39.971
66	47.731	1:38.291	66	51.984	1:38.619	66	54.660	1:37.572
28	48.813	1:38.733	2	52.694	1:37.544	2	54.854	1:37.056
2	49.516	1:38.933	28	53.474	1:39.027	28	57.968	1:39.390
7	50.470	1:38.225	7	54.109	1:38.005	7	58.418	1:39.205
36	53.824	1:38.727	36	58.790	1:39.332	36	1:02.617	1:38.723

Weather / Track : Sunny / Dry

Rockingham International Spc  
Circuit Length = 1.9400 miles  
Start: 16:26 End: 16:47

# Mini Challenge

## RACE 10 - GRID

ROW 10	25	Jason MILLS	
ROW 9	18	Sam OSBORNE	15 Justina WILLIAMS
ROW 8	16	James WHELAN	45 David OGDEN
ROW 7	9	Kevin OCONNOR	36 Chris VINALL Transponder not working
ROW 6	7	Craig FREEMAN	28 Ian MILTON
ROW 5	2	Dean RAYMOND	66 Steve LIQUORISH Transponder stopped working
ROW 4	68	Lee SULLIVAN	10 Chris SMITH
ROW 3	26	Lee ALLEN	51 Chris OAKMAN
ROW 2	50	Jason RICHARDSON	24 Chris KNOX
ROW 1	69	Chris PANAYIOTOU	1 Luke CAUDLE
<b>Pole</b>			
			

Rockingham International  
Circuit Length = 1.9400 miles

Clerk of Course :		Timekeeper :

# Mini Challenge

## RACE 10 - CLASSIFICATION - AMENDED

POS	NO	CL	NAME	ENTRY	LAPS	TIME	GAP	DIFF	MPH	BEST	ON
1	1	R	Luke CAUDLE	Mini Cooper R56	13	21:16.459			71.12	1:33.605	3
2	24	R	Chris KNOX	Mini Cooper R56	13	21:21.128	4.669	4.669	70.86	1:34.314	6
3	51	R	Chris OAKMAN	Mini Cooper R56	13	21:21.582	5.123	0.454	70.84	1:34.077	10
4	26	S	Lee ALLEN	Mini Cooper S	13	21:26.048	9.589	4.466	70.59	1:34.502	3
5	50	R	Jason RICHARDSON	Mini Cooper R56	13	21:33.091	16.632	7.043	70.21	1:34.661	3
6	66	S	Steve LIQUORISH	Mini Cooper S	13	21:39.326	22.867	6.235	69.87	1:35.639	2
7	68	S	Lee SULLIVAN	Mini Cooper S	13	21:41.595	25.136	2.269	69.75	1:35.721	2
8	10	R	Chris SMITH	Mini Cooper R56	13	21:42.450	25.991	0.855	69.70	1:36.062	6
9	7	S	Craig FREEMAN	Mini Cooper S	13	21:47.020	30.561	4.570	69.46	1:36.361	11
10	2	S	Dean RAYMOND	Mini Cooper S	13	21:47.314	30.855	0.294	69.44	1:36.199	9
11	28	S	Ian MILTON	Mini Cooper S	13	21:54.211	37.752	6.897	69.08	1:37.431	7
12	36	S	Chris VINALL	Mini Cooper S	13	22:15.211	58.752	21.000	67.99	1:37.431	2
13	9	C	Kevin OCONNOR	Mini Cooper	13	22:49.027	1:32.568	33.816	66.31	1:43.173	12
14	45	C	David OGDEN	Mini Cooper	13	22:49.144	1:32.685	0.117	66.31	1:42.214	9
15	69	R	Chris PANAYIOTOU	Mini Cooper R56	13	22:50.472	1:34.013	1.328	66.24	1:33.492	3
16	16	C	James WHELAN	Mini Cooper	13	22:50.842	1:34.383	0.370	66.23	1:43.023	13
17	15	C	Justina WILLIAMS	Mini Cooper	13	22:54.440	1:37.981	3.598	66.05	1:43.492	9
18	18	C	Sam OSBORNE	Mini Cooper	13	22:55.094	1:38.635	0.654	66.02	1:42.744	9

### FASTEST LAP

69	R	Chris PANAYIOTOU	Mini Cooper R56	3	1:33.492	74.70 mph	120.21 kph
26	S	Lee ALLEN	Mini Cooper S	3	1:34.502	73.90 mph	118.93 kph
45	C	David OGDEN	Mini Cooper	9	1:42.214	68.32 mph	109.96 kph

Car 45 - 4 second penalty - Contravention of regulation C2.3

Weather / Track : Bright / Dry

These results are provisional until the conclusion of any judicial and technical matters.

Rockingham International Spc  
Circuit Length = 1.9400 miles  
Start: 12:15 End: 12:38

Clerk of Course :		Timekeeper :
-------------------	--	--------------

# Mini Challenge

## RACE 10 - LAP CHART

Lap 1			Lap 2			Lap 3			Lap 4			Lap 5		
No	Behind	Laptime	No	Behind	Laptime	No	Behind	Laptime	No	Behind	Laptime	No	Behind	Laptime
1		1:40.483	1		1:33.711	1		1:33.605	1		1:34.925	1		2:18.670
24	0.896	1:41.379	69	1.828	1:34.220	69	1.715	1:33.492	69	1.923	1:35.133	69	0.174	2:16.921
69	1.319	1:41.802	24	2.303	1:35.118	24	3.267	1:34.569	24	6.535	1:38.193	24	0.981	2:13.116
26	2.354	1:42.837	26	3.600	1:34.957	26	4.497	1:34.502	26	10.897	1:41.325	26	2.843	2:10.616
51	3.212	1:43.695	51	5.519	1:36.018	51	6.015	1:34.101	51	11.572	1:40.482	51	3.121	2:10.219
50	3.806	1:44.289	50	5.587	1:35.492	50	6.643	1:34.661	50	11.949	1:40.231	50	3.676	2:10.397
68	4.426	1:44.909	68	6.436	1:35.721	68	9.236	1:36.405	68	12.894	1:38.583	68	5.082	2:10.858
66	4.945	1:45.428	66	6.873	1:35.639	66	9.507	1:36.239	66	13.278	1:38.696	66	5.682	2:11.074
10	6.735	1:47.218	10	9.809	1:36.785	10	12.401	1:36.197	10	17.213	1:39.737	10	6.071	2:07.528
36	7.956	1:48.439	36	11.676	1:37.431	36	17.963	1:39.892	36	21.678	1:38.640	36	7.093	2:04.085
2	9.072	1:49.555	28	14.549	1:38.638	7	18.933	1:37.151	7	22.293	1:38.285	7	8.389	2:04.766
28	9.622	1:50.105	2	15.011	1:39.650	28	19.988	1:39.044	28	23.011	1:37.948	28	8.980	2:04.639
7	10.202	1:50.685	7	15.387	1:38.896	2	27.492	1:46.086	2	31.378	1:38.811	2	11.414	1:58.706
9	12.776	1:53.259	9	22.983	1:43.918	9	33.710	1:44.332	9	42.948	1:44.163	9	15.602	1:51.324
45	13.352	1:53.835	45	23.258	1:43.617	45	34.232	1:44.579	45	43.264	1:43.957	45	19.168	1:54.574
16	14.749	1:55.232	16	25.026	1:43.988	16	35.415	1:43.994	16	45.070	1:44.580	16	19.928	1:53.528
15	15.184	1:55.667	15	25.542	1:44.069	15	35.769	1:43.832	15	45.523	1:44.679	15	21.065	1:54.212
18	16.524	1:57.007	18	27.777	1:44.964	18	38.514	1:44.342	18	48.816	1:45.227	18	22.223	1:52.077

Weather / Track : Bright / Dry

Rockingham International Spc  
Circuit Length = 1.9400 miles  
Start: 12:15 End: 12:38



# Mini Challenge

## RACE 10 - LAP CHART

Lap 6			Lap 7			Lap 8			Lap 9			Lap 10		
No	Behind	Laptime	No	Behind	Laptime	No	Behind	Laptime	No	Behind	Laptime	No	Behind	Laptime
1		1:33.882	1		1:34.356	1		1:34.167	1		1:34.165	1		1:34.270
69	0.250	1:33.958	69	0.227	1:34.333	69	1.063	1:35.003	69	1.790	1:34.892	69	2.542	1:35.022
24	1.413	1:34.314	24	1.551	1:34.494	24	2.124	1:34.740	24	2.805	1:34.846	24	3.200	1:34.665
51	4.128	1:34.889	51	4.336	1:34.564	51	4.399	1:34.230	51	4.608	1:34.374	51	4.415	1:34.077
26	4.162	1:35.201	26	4.992	1:35.186	26	5.763	1:34.938	26	6.625	1:35.027	26	7.492	1:35.137
50	4.490	1:34.696	50	5.477	1:35.343	50	6.131	1:34.821	50	7.259	1:35.293	50	8.238	1:35.249
68	7.424	1:36.224	66	10.022	1:36.523	66	12.099	1:36.244	66	13.921	1:35.987	66	16.063	1:36.412
66	7.855	1:36.055	10	10.498	1:36.603	10	13.994	1:37.663	68	17.111	1:37.034	68	19.391	1:36.550
10	8.251	1:36.062	68	10.948	1:37.880	68	14.242	1:37.461	10	17.565	1:37.736	10	19.699	1:36.404
7	11.732	1:37.225	7	14.649	1:37.273	7	16.906	1:36.424	7	19.272	1:36.531	7	21.902	1:36.900
36	12.917	1:39.706	28	16.215	1:37.431	2	19.820	1:37.276	2	21.854	1:36.199	2	23.927	1:36.343
28	13.140	1:38.042	2	16.711	1:36.734	28	20.940	1:38.892	28	24.322	1:37.547	28	27.727	1:37.675
2	14.333	1:36.801	36	19.075	1:40.514	36	27.589	1:42.681	36	35.317	1:41.893	36	40.789	1:39.742
9	25.145	1:43.425	9	34.274	1:43.485	9	43.444	1:43.337	9	52.507	1:43.228	9	1:02.019	1:43.782
45	28.338	1:43.052	45	36.825	1:42.843	45	45.454	1:42.796	45	53.503	1:42.214	45	1:02.659	1:43.426
16	30.027	1:43.981	16	39.400	1:43.729	16	48.896	1:43.663	16	58.459	1:43.728	16	1:08.258	1:44.069
15	30.788	1:43.605	15	39.936	1:43.504	15	49.636	1:43.867	15	58.963	1:43.492	15	1:09.307	1:44.614
18	33.185	1:44.844	18	42.400	1:43.571	18	51.490	1:43.257	18	1:00.069	1:42.744	18	1:09.594	1:43.795

Weather / Track : Bright / Dry

Rockingham International Spc  
 Circuit Length = 1.9400 miles  
 Start: 12:15 End: 12:38

## Mini Challenge

### RACE 10 - LAP CHART


Lap 11			Lap 12			Lap 13		
No	Behind	Laptime	No	Behind	Laptime	No	Behind	Laptime
1		1:34.355	1		1:34.434	1		1:35.436
69	3.676	1:35.489	24	4.455	1:34.918	24	4.669	1:35.650
24	3.971	1:35.126	51	4.889	1:35.176	51	5.123	1:35.670
51	4.147	1:34.087	26	9.366	1:35.480	26	9.589	1:35.659
26	8.320	1:35.183	50	9.787	1:35.020	50	16.632	1:42.281
50	9.201	1:35.318	69	10.572	1:41.330 P	66	22.867	1:37.098
66	18.910	1:37.202	66	21.205	1:36.729	68	25.136	1:36.494
68	22.036	1:37.000	68	24.078	1:36.476	10	25.991	1:36.519
10	22.701	1:37.357	10	24.908	1:36.641	7	30.561	1:39.293
7	23.908	1:36.361	7	26.704	1:37.230	2	30.855	1:38.340
2	26.171	1:36.599	2	27.951	1:36.214	28	37.752	1:38.186
28	31.037	1:37.665	28	35.002	1:38.399	36	58.752	1:39.334
36	47.852	1:41.418	36	54.854	1:41.436	45	1:28.685	1:43.471
45	1:11.787	1:43.483	45	1:20.650	1:43.297	9	1:32.568	1:43.686
9	1:15.579	1:47.915	9	1:24.318	1:43.173	69	1:34.013	2:58.877
16	1:17.765	1:43.862	16	1:26.796	1:43.465	16	1:34.383	1:43.023
15	1:18.715	1:43.763	15	1:28.996	1:44.715	15	1:37.981	1:44.421
18	1:19.105	1:43.866	18	1:29.352	1:44.681	18	1:38.635	1:44.719

Weather / Track : Bright / Dry

Rockingham International Spc  
Circuit Length = 1.9400 miles  
Start: 12:15 End: 12:38

# Mini Challenge

## RACE 14 - GRID

ROW 9	9 Kevin OCONNOR	45 David OGDEN
ROW 8	16 James WHELAN	15 Justina WILLIAMS
ROW 7	18 Sam OSBORNE	36 Chris VINALL
ROW 6	26 Lee ALLEN	66 Steve LIQUORISH
ROW 5	68 Lee SULLIVAN	7 Craig FREEMAN
ROW 4	2 Dean RAYMOND	28 Ian MILTON
ROW 3	1 Luke CAUDLE	24 Chris KNOX
ROW 2	51 Chris OAKMAN	50 Jason RICHARDSON
ROW 1	10 Chris SMITH	69 Chris PANAYIOTOU
<b>Pole</b>		
		

Rockingham International  
Circuit Length = 1.9400 miles

**These results are provisional until the conclusion of any judicial and technical matters.**

Clerk of Course :		Timekeeper :
-------------------	--	--------------

# Mini Challenge

## RACE 14 - CLASSIFICATION

POS	NO	CL	NAME	ENTRY	LAPS	TIME	GAP	DIFF	MPH	BEST	ON
1	69	R	Chris PANAYIOTOU	Mini Cooper R56	13	20:31.313			73.73	1:33.616	6
2	51	R	Chris OAKMAN	Mini Cooper R56	13	20:32.003	0.690	0.690	73.69	1:33.901	7
3	1	R	Luke CAUDLE	Mini Cooper R56	13	20:34.415	3.102	2.412	73.54	1:33.845	4
4	24	R	Chris KNOX	Mini Cooper R56	13	20:36.270	4.957	1.855	73.43	1:34.041	2
5	50	R	Jason RICHARDSON	Mini Cooper R56	13	20:44.545	13.232	8.275	72.95	1:34.554	13
6	26	S	Lee ALLEN	Mini Cooper S	13	20:50.491	19.178	5.946	72.60	1:35.190	3
7	68	S	Lee SULLIVAN	Mini Cooper S	13	21:03.237	31.924	12.746	71.87	1:36.243	7
8	66	S	Steve LIQUORISH	Mini Cooper S	13	21:03.416	32.103	0.179	71.86	1:36.112	7
9	2	S	Dean RAYMOND	Mini Cooper S	13	21:03.669	32.356	0.253	71.84	1:36.069	12
10	36	S	Chris VINALL	Mini Cooper S	13	21:21.094	49.781	17.425	70.87	1:37.094	7
11	28	S	Ian MILTON	Mini Cooper S	13	21:34.969	1:03.656	13.875	70.11	1:37.797	5
12	18	C	Sam OSBORNE	Mini Cooper	12	20:53.902	1 lap	1 lap	66.83	1:43.299	9
13	16	C	James WHELAN	Mini Cooper	12	20:56.181	1 lap	2.279	66.71	1:43.020	9
14	15	C	Justina WILLIAMS	Mini Cooper	12	20:57.414	1 lap	1.233	66.65	1:43.625	8
15	9	C	Kevin OCONNOR	Mini Cooper	12	20:57.742	1 lap	0.328	66.63	1:42.839	4
16	45	C	David OGDEN	Mini Cooper	12	20:58.260	1 lap	0.518	66.60	1:42.816	9
17	7	S	Craig FREEMAN	Mini Cooper S	12	21:38.876	1 lap	40.616	64.52	1:37.661	7

### NOT CLASSIFIED

DNF	10	R	Chris SMITH	Mini Cooper R56	10	16:13.600	3 laps	2 laps	71.73	1:36.168	6
-----	----	---	-------------	-----------------	----	-----------	--------	--------	-------	----------	---

### FASTEST LAP

69	R	Chris PANAYIOTOU	Mini Cooper R56	6	1:33.616	74.60 mph	120.06 kph
26	S	Lee ALLEN	Mini Cooper S	3	1:35.190	73.36 mph	118.07 kph
45	C	David OGDEN	Mini Cooper	9	1:42.816	67.92 mph	109.31 kph

Weather / Track : Bright / Dry

These results are provisional until the conclusion of any judicial and technical matters.

Rockingham International Spc  
Circuit Length = 1.9400 miles  
Start: 15:07 End: 15:29

Clerk of Course :

Timekeeper :

# Mini Challenge

## RACE 14 - LAP CHART

Lap 1			Lap 2			Lap 3			Lap 4			Lap 5		
No	Behind	Laptime	No	Behind	Laptime	No	Behind	Laptime	No	Behind	Laptime	No	Behind	Laptime
69		1:38.013	69		1:34.940	69		1:34.278	69		1:33.822	69		1:34.099
1	0.577	1:38.590	1	0.304	1:34.667	1	0.602	1:34.576	1	0.625	1:33.845	1	0.520	1:33.994
26	1.482	1:39.495	24	0.634	1:34.041	24	0.810	1:34.454	24	1.360	1:34.372	24	1.767	1:34.506
24	1.533	1:39.546	51	1.191	1:34.350	51	1.087	1:34.174	51	1.572	1:34.307	51	2.029	1:34.556
51	1.781	1:39.794	26	2.179	1:35.637	26	3.091	1:35.190	26	5.000	1:35.731	26	7.033	1:36.132
50	2.420	1:40.433	50	3.812	1:36.332	50	4.859	1:35.325	50	6.470	1:35.433	50	7.615	1:35.244
68	3.645	1:41.658	68	5.284	1:36.579	68	8.176	1:37.170	68	11.245	1:36.891	68	13.780	1:36.634
10	4.056	1:42.069	10	5.691	1:36.575	66	8.457	1:36.472	66	11.594	1:36.959	66	14.179	1:36.684
66	5.017	1:43.030	66	6.263	1:36.186	10	8.873	1:37.460	10	12.395	1:37.344	10	15.002	1:36.706
2	5.861	1:43.874	2	7.215	1:36.294	2	9.511	1:36.574	2	13.030	1:37.341	2	15.696	1:36.765
28	6.912	1:44.925	28	10.085	1:38.113	28	13.809	1:38.002	28	18.220	1:38.233	28	21.918	1:37.797
36	7.146	1:45.159	36	10.383	1:38.177	7	15.796	1:38.195	7	19.788	1:37.814	7	23.514	1:37.825
7	7.716	1:45.729	7	11.879	1:39.103	36	16.479	1:40.374	36	20.538	1:37.881	36	24.404	1:37.965
18	11.110	1:49.123	18	20.753	1:44.583	18	30.805	1:44.330	18	40.934	1:43.951	18	50.837	1:44.002
15	11.582	1:49.595	15	21.341	1:44.699	15	31.219	1:44.156	15	41.367	1:43.970	15	51.387	1:44.119
16	12.780	1:50.793	16	21.992	1:44.152	16	31.924	1:44.210	16	42.185	1:44.083	16	52.136	1:44.050
45	13.941	1:51.954	45	22.499	1:43.498	45	32.432	1:44.211	45	42.637	1:44.027	45	52.574	1:44.036
9	16.591	1:54.604	9	24.766	1:43.115	9	34.192	1:43.704	9	43.209	1:42.839	9	52.977	1:43.867

Weather / Track : Bright / Dry

Rockingham International Spc  
Circuit Length = 1.9400 miles  
Start: 15:07 End: 15:29

# Mini Challenge

## RACE 14 - LAP CHART

Lap 6			Lap 7			Lap 8			Lap 9			Lap 10		
No	Behind	Laptime	No	Behind	Laptime	No	Behind	Laptime	No	Behind	Laptime	No	Behind	Laptime
69		1:33.616	69		1:34.097	69		1:33.808	69		1:33.735	69		1:34.180
1	1.109	1:34.205	1	1.373	1:34.361	1	2.330	1:34.765	51	2.659	1:34.001	51	2.460	1:33.981
51	2.380	1:33.967	51	2.184	1:33.901	51	2.393	1:34.017	1	3.613	1:35.018	1	4.186	1:34.753
24	3.157	1:35.006	24	3.747	1:34.687	24	4.652	1:34.713	24	5.459	1:34.542	24	5.996	1:34.717
26	9.854	1:36.437	26	11.931	1:36.174	50	13.437	1:35.151	50	14.479	1:34.777	50	15.068	1:34.769
50	10.123	1:36.124	50	12.094	1:36.068	26	14.213	1:36.090	26	16.090	1:35.612	26	17.555	1:35.645
68	16.478	1:36.314	68	18.624	1:36.243	68	21.564	1:36.748	68	24.543	1:36.714	68	26.722	1:36.359
66	16.897	1:36.334	66	18.912	1:36.112	66	21.853	1:36.749	66	24.709	1:36.591	66	27.038	1:36.509
10	17.554	1:36.168	10	19.759	1:36.302	10	22.315	1:36.364	10	25.181	1:36.601	10	29.012	1:38.011 P
2	18.627	1:36.547	2	21.038	1:36.508	2	24.397	1:37.167	2	27.434	1:36.772	2	29.990	1:36.736
28	26.412	1:38.110	28	30.533	1:38.218	36	35.846	1:37.438	36	39.741	1:37.630	36	42.899	1:37.338
7	28.116	1:38.218	7	31.680	1:37.661	7	37.917	1:40.045	28	45.786	1:40.209	7	50.817	1:36.811 P
36	29.219	1:38.431	36	32.216	1:37.094	28	39.312	1:42.587	7	48.186	1:44.004	28	51.640	1:40.034
18	1:00.918	1:43.697	18	1:10.653	1:43.832	18	1:20.715	1:43.870	18	1:30.279	1:43.299			
15	1:01.937	1:44.166	15	1:11.756	1:43.916	15	1:21.573	1:43.625	15	1:31.537	1:43.699			
16	1:02.447	1:43.927	16	1:12.815	1:44.465	16	1:22.766	1:43.759	16	1:32.051	1:43.020			
45	1:02.881	1:43.923	45	1:13.132	1:44.348	45	1:23.615	1:44.291	45	1:32.696	1:42.816			
9	1:03.407	1:44.046	9	1:13.531	1:44.221	9	1:24.059	1:44.336	9	1:33.431	1:43.107			

Weather / Track : Bright / Dry

Rockingham International Spc  
Circuit Length = 1.9400 miles  
Start: 15:07 End: 15:29

# Mini Challenge

## RACE 14 - LAP CHART

Lap 11			Lap 12			Lap 13		
No	Behind	Laptime	No	Behind	Laptime	No	Behind	Laptime
69		1:36.378	69		1:35.145	69		1:35.202
51	2.555	1:36.473	51	1.625	1:34.215	51	0.690	1:34.267
1	3.784	1:35.976	1	3.055	1:34.416	1	3.102	1:35.249
18	1 LAP	1:44.676	24	5.037	1:34.612	24	4.957	1:35.122
24	5.570	1:35.952	18	1 LAP	1:43.901	50	13.232	1:34.554
15	1 LAP	1:44.845	50	13.880	1:35.275	26	19.178	1:36.930
16	1 LAP	1:44.872	15	1 LAP	1:45.175	18	1 LAP	1:44.638
45	1 LAP	1:45.022	16	1 LAP	1:44.968	16	1 LAP	1:43.882
9	1 LAP	1:44.895	45	1 LAP	1:44.649	15	1 LAP	1:45.449
50	13.750	1:35.060	9	1 LAP	1:44.738	9	1 LAP	1:44.270
26	17.037	1:35.860	26	17.450	1:35.558	45	1 LAP	1:45.485
68	27.567	1:37.223	68	29.448	1:37.026	68	31.924	1:37.678
66	27.595	1:36.935	66	29.629	1:37.179	66	32.103	1:37.676
2	29.868	1:36.256	2	30.792	1:36.069	2	32.356	1:36.766
36	44.228	1:37.707	36	47.521	1:38.438	36	49.781	1:37.462
28	55.094	1:39.832	7	1 LAP	3:16.081	28	1:03.656	1:39.932
			28	58.926	1:38.977	7	1 LAP	1:47.390

Weather / Track : Bright / Dry

Rockingham International Spc  
 Circuit Length = 1.9400 miles  
 Start: 15:07 End: 15:29

# Autosport Young Guns

## QUALIFYING - RACE 9 - CLASSIFICATION

POS	NO	CL	NAME	ENTRY	TIME	ON	LAPS	GAP	DIFF	MPH
1	2		Josh WEBSTER	JKS F75	1:21.263	7	10			85.94
2	4		Patryk SZCZEBINSKI	JKS F75	1:21.378	8	13	0.115	0.115	85.82
3	14		Leopold RINGBOM	JKS F75	1:21.651	11	14	0.388	0.273	85.53
4	5		James NUTBROWN	JKS F75	1:22.271	11	14	1.008	0.620	84.88
5	15		Sirajudin Bin Y MOHAMED MYDIN	JKS F75	1:22.994	5	8	1.731	0.723	84.14
6	8		Ollie WALKER	JKS F75	1:24.551	12	12	3.288	1.557	82.60

Weather / Track : Sunny / Dry

These results are provisional until the conclusion of any judicial and technical matters.

Rockingham International Spr

Circuit Length = 1.9400 miles

Start: 11:43 End: 12:04

Clerk of Course :

Timekeeper :



## Autosport Young Guns


### QUALIFYING - RACE 9 - LAP ANALYSIS

<b>2</b>	<b>Josh WEBSTER</b>			<b>JKS F75</b>			
1 -	1:30.396	+ 9.133	11:45:01.997	6 -	1:21.359	+ 0.096	11:51:57.295
2 -	1:26.377	+ 5.114	11:46:28.374	7 -	<b>1:21.263</b>		<b>11:53:18.558</b>
3 -	1:23.644	+ 2.381	11:47:52.018	8 -	1:22.870	+ 1.607	11:54:41.428
4 -	1:22.380	+ 1.117	11:49:14.398	9 -	1:28.785 P	+ 7.522	11:56:10.213
5 -	1:21.538	+ 0.275	11:50:35.936	10 -	4:19.609 P	+ 2:58.346	12:00:29.822
<b>4</b>	<b>Patryk SZCZERBINSKI</b>			<b>JKS F75</b>			
1 -	1:37.670	+ 16.292	11:45:21.850	8 -	<b>1:21.378</b>		<b>11:55:31.385</b>
2 -	1:33.346	+ 11.968	11:46:55.196	9 -	1:22.416	+ 1.038	11:56:53.801
3 -	1:27.855	+ 6.477	11:48:23.051	10 -	1:21.545	+ 0.167	11:58:15.346
4 -	1:30.870	+ 9.492	11:49:53.921	11 -	1:21.741	+ 0.363	11:59:37.087
5 -	1:32.319	+ 10.941	11:51:26.240	12 -	1:23.112	+ 1.734	12:01:00.199
6 -	1:22.059	+ 0.681	11:52:48.299	13 -	1:25.549 P	+ 4.171	12:02:25.748
7 -	1:21.708	+ 0.330	11:54:10.007				
<b>5</b>	<b>James NUTBROWN</b>			<b>JKS F75</b>			
1 -	1:39.252	+ 16.981	11:45:12.925	8 -	1:23.530	+ 1.259	11:55:08.869
2 -	1:31.046	+ 8.775	11:46:43.971	9 -	1:22.488	+ 0.217	11:56:31.357
3 -	1:26.612	+ 4.341	11:48:10.583	10 -	1:23.069	+ 0.798	11:57:54.426
4 -	1:24.654	+ 2.383	11:49:35.237	11 -	<b>1:22.271</b>		<b>11:59:16.697</b>
5 -	1:23.739	+ 1.468	11:50:58.976	12 -	1:22.654	+ 0.383	12:00:39.351
6 -	1:23.485	+ 1.214	11:52:22.461	13 -	1:24.122	+ 1.851	12:02:03.473
7 -	1:22.878	+ 0.607	11:53:45.339	14 -	1:22.531	+ 0.260	12:03:26.004
<b>8</b>	<b>Ollie WALKER</b>			<b>JKS F75</b>			
1 -	1:31.858	+ 7.307	11:45:53.501	7 -	4:10.498	+ 2:45.947	11:57:16.430
2 -	1:29.014	+ 4.463	11:47:22.515	8 -	1:25.799	+ 1.248	11:58:42.229
3 -	1:27.545	+ 2.994	11:48:50.060	9 -	1:25.083	+ 0.532	12:00:07.312
4 -	1:26.597	+ 2.046	11:50:16.657	10 -	1:24.686	+ 0.135	12:01:31.998
5 -	1:25.827	+ 1.276	11:51:42.484	11 -	1:24.850	+ 0.299	12:02:56.848
6 -	1:23.448 P	+ -1.103	11:53:05.932	12 -	<b>1:24.551</b>		<b>12:04:21.399</b>
<b>14</b>	<b>Leopold RINGBOM</b>			<b>JKS F75</b>			
1 -	1:35.860	+ 14.209	11:45:25.202	8 -	1:22.479	+ 0.828	11:55:11.407
2 -	1:28.079	+ 6.428	11:46:53.281	9 -	1:22.059	+ 0.408	11:56:33.466
3 -	1:24.542	+ 2.891	11:48:17.823	10 -	1:21.989	+ 0.338	11:57:55.455
4 -	1:23.356	+ 1.705	11:49:41.179	11 -	<b>1:21.651</b>		<b>11:59:17.106</b>
5 -	1:22.770	+ 1.119	11:51:03.949	12 -	1:24.584	+ 2.933	12:00:41.690
6 -	1:22.551	+ 0.900	11:52:26.500	13 -	1:22.209	+ 0.558	12:02:03.899
7 -	1:22.428	+ 0.777	11:53:48.928	14 -	1:25.240	+ 3.589	12:03:29.139
<b>15</b>	<b>Sirajudin Bin Y MOHAMED MYDIN</b>			<b>JKS F75</b>			
1 -	1:40.668	+ 17.674	11:45:34.282	5 -	<b>1:22.994</b>		<b>11:51:13.021</b>
2 -	1:28.178	+ 5.184	11:47:02.460	6 -	1:31.261	+ 8.267	11:52:44.282
3 -	1:24.253	+ 1.259	11:48:26.713	7 -	1:22.995	+ 0.001	11:54:07.277
4 -	1:23.314	+ 0.320	11:49:50.027	8 -	1:24.498 P	+ 1.504	11:55:31.775

Weather / Track : Sunny / Dry

Rockingham International Spc  
Circuit Length = 1.9400 miles  
Start: 11:43 End: 12:04

**Autosport Young Guns**  
**RACE 9 - GRID**


ROW 3	1:24.551 8 Ollie WALKER	1:22.994 15 Sazlan SIRAJUDIN
ROW 2	1:22.271 5 James NUTBROWN	1:21.651 14 Leopold RINGBOM
ROW 1	1:21.378 4 Patryk SZCZERBINSKI	1:21.263 2 Josh WEBSTER
<b>Pole</b>		
		

Rockingham International  
 Circuit Length = 1.9400 miles

**These results are provisional until the conclusion of any judicial and technical matters.**

Clerk of Course :		Timekeeper :
-------------------	--	--------------

**Autosport Young Guns**  
**RACE 13 - GRID**

ROW 3	8   Ollie WALKER	15   Sazlan SIRAJUDIN
ROW 2	5   James NUTBROWN	14   Leopold RINGBOM
ROW 1	4   Patryk SZCZERBINSKI	2   Josh WEBSTER
	<b>Pole</b>	
		

Rockingham International  
Circuit Length = 1.9400 miles

**These results are provisional until the conclusion of any judicial and technical matters.**

Clerk of Course :		Timekeeper :
-------------------	--	--------------

# Autosport Young Guns

## RACE 9 - CLASSIFICATION

POS	NO	CL	NAME	ENTRY	LAPS	TIME	GAP	DIFF	MPH	BEST	ON
1	14		Leopold RINGBOM	JKS F75	15	20:50.493			83.77	1:21.339	5
2	4		Patryk SZCZEBINSKI	JKS F75	15	20:50.788	0.295	0.295	83.75	1:21.643	6
3	15		Sazlan SIRAJUDIN	JKS F75	15	21:21.387	30.894	30.599	81.75	1:21.801	14
4	8		Ollie WALKER	JKS F75	15	21:28.735	38.242	7.348	81.28	1:23.682	12
NOT CLASSIFIED											
DNF	5		James NUTBROWN	JKS F75	11	15:39.208	4 laps	4 laps	81.79	1:23.517	8
DNF	2		Josh WEBSTER	JKS F75	6	8:35.313	9 laps	5 laps	81.31	1:21.627	5
FASTEST LAP											
	14		Leopold RINGBOM	JKS F75	5	1:21.339			85.86 mph	138.18 kph	

Weather / Track : Bright / Dry  
 These results are provisional until the conclusion of any judicial and technical matters.

Rockingham International Spc  
 Circuit Length = 1.9400 miles  
 Start: 11:42 End: 12:04

Clerk of Course :		Timekeeper :
-------------------	--	--------------

**Autosport Young Guns  
RACE 9 - LAP CHART**

Lap 1			Lap 2			Lap 3			Lap 4			Lap 5		
No	Behind	Laptime	No	Behind	Laptime	No	Behind	Laptime	No	Behind	Laptime	No	Behind	Laptime
2		1:30.302	2		1:23.529	2		1:22.627	2		1:21.866	2		1:21.627
4	0.293	1:30.595	14	1.067	1:23.720	14	1.065	1:22.625	14	1.080	1:21.881	14	0.792	1:21.339
14	0.876	1:31.178	4	1.475	1:24.711	4	1.932	1:23.084	4	2.309	1:22.243	4	3.699	1:23.017
15	2.223	1:32.525	15	3.126	1:24.432	15	3.984	1:23.485	15	5.063	1:22.945	15	5.731	1:22.295
5	4.276	1:34.578	5	6.844	1:26.097	5	8.962	1:24.745	5	10.949	1:23.853	5	12.900	1:23.578
8	6.643	1:36.945	8	10.315	1:27.201	8	13.862	1:26.174	8	17.832	1:25.836	8	20.798	1:24.593

Weather / Track : Bright / Dry

Rockingham International Spc  
Circuit Length = 1.9400 miles  
Start: 11:42 End: 12:04

**Autosport Young Guns**  
**RACE 9 - LAP CHART**

Lap 6			Lap 7			Lap 8			Lap 9			Lap 10		
No	Behind	Laptime	No	Behind	Laptime	No	Behind	Laptime	No	Behind	Laptime	No	Behind	Laptime
14		1:21.698	14		1:22.205	14		1:23.540	14		1:22.766	14		1:23.059
4	2.852	1:21.643	4	7.087	1:26.440	4	7.255	1:23.708	4	7.062	1:22.573	4	6.651	1:22.648
2	12.872	1:35.362	5	19.468	1:26.874	5	19.445	1:23.517	5	20.273	1:23.594	5	21.267	1:24.053
5	14.799	1:24.389	8	28.441	1:25.358	8	30.252	1:25.351	8	32.778	1:25.292	8	34.230	1:24.511
8	25.288	1:26.980	15	37.628	1:24.341	15	37.092	1:23.004	15	36.287	1:21.961	15	35.496	1:22.268
15	35.492	1:52.251												

Weather / Track : Bright / Dry

Rockingham International Spr  
 Circuit Length = 1.9400 miles  
 Start: 11:42 End: 12:04

**Autosport Young Guns**  
**RACE 9 - LAP CHART**

Lap 11			Lap 12			Lap 13			Lap 14			Lap 15		
No	Behind	Laptime	No	Behind	Laptime	No	Behind	Laptime	No	Behind	Laptime	No	Behind	Laptime
14		1:23.545	14		1:23.362	14		1:23.655	14		1:23.853	14		1:22.067
4	5.167	1:22.061	4	3.656	1:21.851	4	2.164	1:22.163	4	0.242	1:21.931	4	0.295	1:22.120
5	21.652	1:23.930	15	34.002	1:22.927	15	32.874	1:22.527	15	30.822	1:21.801	15	30.894	1:22.139
15	34.437	1:22.486	8	35.404	1:23.682	8	35.704	1:23.955	8	35.693	1:23.842	8	38.242	1:24.616
8	35.084	1:24.399												

Weather / Track : Bright / Dry

Rockingham International Spc  
 Circuit Length = 1.9400 miles  
 Start: 11:42 End: 12:04

# Pickup Truck Racing Championship

## PRACTICE - CLASSIFICATION

POS	NO	CL	NAME	ENTRY	TIME	ON	LAPS	GAP	DIFF	MPH
1	16		Steve DANCE	Pickup Truck	39.715	22	27			134.05
2	4		Pete STEVENS	Pickup Truck	40.054	25	32	0.339	0.339	132.92
3	93		Michael SMITH	Pickup Truck	40.184	25	28	0.469	0.130	132.49
4	63		Phil WHITE	Pickup Truck	40.395	21	24	0.680	0.211	131.80
5	41		Carl BOARDLEY	Pickup Truck	40.494	23	28	0.779	0.099	131.47
6	22		Nic GRINDROD	Pickup Truck	40.601	7	24	0.886	0.107	131.13
7	98		Anthony HAWKINS	Pickup Truck	40.644	19	24	0.929	0.043	130.99
8	2		Dave BRIGGS	Pickup Truck	41.072	10	22	1.357	0.428	129.62
9	15		Simon CARR	Pickup Truck	41.189	31	35	1.474	0.117	129.26
10	23		David LONGHURST	Pickup Truck	41.258	25	35	1.543	0.069	129.04
11	37		Neil TRESSLER	Pickup Truck	41.714	23	37	1.999	0.456	127.63
12	7		Tony MUMFORD	Pickup Truck	41.729	10	18	2.014	0.015	127.58
13	69		Lee ROGERS	Pickup Truck	42.021	25	31	2.306	0.292	126.70
14	24		Richard NOVELL	Pickup Truck	42.159	8	14	2.444	0.138	126.28
15	3		Julian ARNOLD	Pickup Truck	42.458	14	15	2.743	0.299	125.39

Weather / Track : Sunny / Dry  
 These results are provisional until the conclusion of any judicial and technical matters.

Rockingham Oval  
 Circuit Length = 1.4789 miles  
 Start: 17:33 End: 18:04

Clerk of Course :		Timekeeper :
-------------------	--	--------------



# Pickup Truck Racing Championship

## PRACTICE - LAP ANALYSIS

<b>2</b>	<b>Dave BRIGGS</b>						Pickup Truck		
1 -	1:09.254 P	+ 28.182	17:34:43.202	12 -	50.010 P	+ 8.938	17:52:43.486		
2 -	9:20.714	+ 8:39.642	17:44:03.916	13 -	2:45.327	+ 2:04.255	17:55:28.813		
3 -	46.783	+ 5.711	17:44:50.699	14 -	42.129	+ 1.057	17:56:10.942		
4 -	42.988	+ 1.916	17:45:33.687	15 -	42.306	+ 1.234	17:56:53.248		
5 -	42.691	+ 1.619	17:46:16.378	16 -	42.037	+ 0.965	17:57:35.285		
6 -	51.885 P	+ 10.813	17:47:08.263	17 -	41.900	+ 0.828	17:58:17.185		
7 -	1:58.935	+ 1:17.863	17:49:07.198	18 -	42.531	+ 1.459	17:58:59.716		
8 -	41.572	+ 0.500	17:49:48.770	19 -	51.882 P	+ 10.810	17:59:51.598		
9 -	41.409	+ 0.337	17:50:30.179	20 -	2:44.331	+ 2:03.259	18:02:35.929		
10 -	<b>41.072</b>		<b>17:51:11.251</b>	21 -	42.003	+ 0.931	18:03:17.932		
11 -	42.225	+ 1.153	17:51:53.476	22 -	1:07.097 P	+ 26.025	18:04:25.029		
<b>3</b>	<b>Julian ARNOLD</b>						Pickup Truck		
1 -	56.020	+ 13.562	17:34:35.973	9 -	3:24.700	+ 2:42.242	17:43:34.678		
2 -	49.258	+ 6.800	17:35:25.231	10 -	46.721	+ 4.263	17:44:21.399		
3 -	46.515	+ 4.057	17:36:11.746	11 -	44.643	+ 2.185	17:45:06.042		
4 -	44.645	+ 2.187	17:36:56.391	12 -	44.084	+ 1.626	17:45:50.126		
5 -	44.302	+ 1.844	17:37:40.693	13 -	44.226	+ 1.768	17:46:34.352		
6 -	43.775	+ 1.317	17:38:24.468	14 -	<b>42.458</b>		<b>17:47:16.810</b>		
7 -	44.040	+ 1.582	17:39:08.508	15 -	59.250 P	+ 16.792	17:48:16.060		
8 -	1:01.470 P	+ 19.012	17:40:09.978						
<b>4</b>	<b>Pete STEVENS</b>						Pickup Truck		
1 -	41.906	+ 1.852	17:35:00.046	17 -	41.168	+ 1.114	17:52:30.577		
2 -	40.972	+ 0.918	17:35:41.018	18 -	41.599	+ 1.545	17:53:12.176		
3 -	41.265	+ 1.211	17:36:22.283	19 -	41.288	+ 1.234	17:53:53.464		
4 -	41.325	+ 1.271	17:37:03.608	20 -	40.533	+ 0.479	17:54:33.997		
5 -	40.609	+ 0.555	17:37:44.217	21 -	41.816	+ 1.762	17:55:15.813		
6 -	40.333	+ 0.279	17:38:24.550	22 -	41.171	+ 1.117	17:55:56.984		
7 -	41.167	+ 1.113	17:39:05.717	23 -	41.083	+ 1.029	17:56:38.067		
8 -	48.485 P	+ 8.431	17:39:54.202	24 -	42.071	+ 2.017	17:57:20.138		
9 -	5:19.851	+ 4:39.797	17:45:14.053	25 -	<b>40.054</b>		<b>17:58:00.192</b>		
10 -	55.226 P	+ 15.172	17:46:09.279	26 -	40.516	+ 0.462	17:58:40.708		
11 -	2:04.821	+ 1:24.767	17:48:14.100	27 -	41.092	+ 1.038	17:59:21.800		
12 -	43.848	+ 3.794	17:48:57.948	28 -	43.251	+ 3.197	18:00:05.051		
13 -	41.467	+ 1.413	17:49:39.415	29 -	51.098	+ 11.044	18:00:56.149		
14 -	40.926	+ 0.872	17:50:20.341	30 -	41.814	+ 1.760	18:01:37.963		
15 -	47.259	+ 7.205	17:51:07.600	31 -	41.722	+ 1.668	18:02:19.685		
16 -	41.809	+ 1.755	17:51:49.409	32 -	56.850 P	+ 16.796	18:03:16.535		
<b>7</b>	<b>Tony MUMFORD</b>						Pickup Truck		
1 -	1:01.191	+ 19.462	17:34:37.326	10 -	<b>41.729</b>		<b>17:41:13.637</b>		
2 -	49.089	+ 7.360	17:35:26.415	11 -	44.405	+ 2.676	17:41:58.042		
3 -	46.739	+ 5.010	17:36:13.154	12 -	42.098	+ 0.369	17:42:40.140		
4 -	43.447	+ 1.718	17:36:56.601	13 -	43.653	+ 1.924	17:43:23.793		
5 -	42.867	+ 1.138	17:37:39.468	14 -	43.551	+ 1.822	17:44:07.344		
6 -	42.472	+ 0.743	17:38:21.940	15 -	42.858	+ 1.129	17:44:50.202		
7 -	43.608	+ 1.879	17:39:05.548	16 -	42.104	+ 0.375	17:45:32.306		
8 -	44.517	+ 2.788	17:39:50.065	17 -	43.964	+ 2.235	17:46:16.270		
9 -	41.843	+ 0.114	17:40:31.908	18 -	53.896 P	+ 12.167	17:47:10.166		
<b>15</b>	<b>Simon CARR</b>						Pickup Truck		
1 -	50.496	+ 9.307	17:34:32.761	19 -	41.852	+ 0.663	17:50:46.652		
2 -	49.016	+ 7.827	17:35:21.777	20 -	41.699	+ 0.510	17:51:28.351		
3 -	49.346 P	+ 8.157	17:36:11.123	21 -	49.535 P	+ 8.346	17:52:17.886		
4 -	1:55.279	+ 1:14.090	17:38:06.402	22 -	2:37.146	+ 1:55.957	17:54:55.032		
5 -	42.976	+ 1.787	17:38:49.378	23 -	42.356	+ 1.167	17:55:37.388		
6 -	42.468	+ 1.279	17:39:31.846	24 -	41.653	+ 0.464	17:56:19.041		
7 -	42.387	+ 1.198	17:40:14.233	25 -	41.598	+ 0.409	17:57:00.639		
8 -	42.046	+ 0.857	17:40:56.279	26 -	41.696	+ 0.507	17:57:42.335		
9 -	41.939	+ 0.750	17:41:38.218	27 -	41.237	+ 0.048	17:58:23.572		

Weather / Track : Sunny / Dry

Rockingham Oval  
Circuit Length = 1.4789 miles  
Start: 17:33 End: 18:04

# Pickup Truck Racing Championship

## PRACTICE - LAP ANALYSIS

10 -	43.788	+ 2.599	17:42:22.006	28 -	41.485	+ 0.296	17:59:05.057
11 -	45.480 P	+ 4.291	17:43:07.486	29 -	41.217	+ 0.028	17:59:46.274
12 -	2:44.022	+ 2:02.833	17:45:51.508	30 -	41.305	+ 0.116	18:00:27.579
13 -	41.989	+ 0.800	17:46:33.497	31 -	<b>41.189</b>		<b>18:01:08.768</b>
14 -	42.390	+ 1.201	17:47:15.887	32 -	41.241	+ 0.052	18:01:50.009
15 -	42.329	+ 1.140	17:47:58.216	33 -	41.308	+ 0.119	18:02:31.317
16 -	42.504	+ 1.315	17:48:40.720	34 -	41.272	+ 0.083	18:03:12.589
17 -	42.089	+ 0.900	17:49:22.809	35 -	1:05.359 P	+ 24.170	18:04:17.948
18 -	41.991	+ 0.802	17:50:04.800				
<b>16</b>	<b>Steve DANCE</b>			<b>Pickup Truck</b>			
1 -	55.594	+ 15.879	17:34:30.917	15 -	40.194	+ 0.479	17:49:12.771
2 -	51.264	+ 11.549	17:35:22.181	16 -	40.039	+ 0.324	17:49:52.810
3 -	45.905	+ 6.190	17:36:08.086	17 -	39.964	+ 0.249	17:50:32.774
4 -	42.567	+ 2.852	17:36:50.653	18 -	39.807	+ 0.092	17:51:12.581
5 -	41.127	+ 1.412	17:37:31.780	19 -	54.067 P	+ 14.352	17:52:06.648
6 -	40.616	+ 0.901	17:38:12.396	20 -	3:00.490	+ 2:20.775	17:55:07.138
7 -	40.697	+ 0.982	17:38:53.093	21 -	51.286	+ 11.571	17:55:58.424
8 -	40.496	+ 0.781	17:39:33.589	22 -	<b>39.715</b>		<b>17:56:38.139</b>
9 -	40.398	+ 0.683	17:40:13.987	23 -	40.712	+ 0.997	17:57:18.851
10 -	40.700	+ 0.985	17:40:54.687	24 -	40.231	+ 0.516	17:57:59.082
11 -	50.188 P	+ 10.473	17:41:44.875	25 -	40.284	+ 0.569	17:58:39.366
12 -	5:24.142	+ 4:44.427	17:47:09.017	26 -	40.258	+ 0.543	17:59:19.624
13 -	42.988	+ 3.273	17:47:52.005	27 -	46.641 P	+ 6.926	18:00:06.265
14 -	40.572	+ 0.857	17:48:32.577				
<b>22</b>	<b>Nic GRINDROD</b>			<b>Pickup Truck</b>			
1 -	53.904	+ 13.303	17:34:31.231	13 -	45.662	+ 5.061	17:48:12.838
2 -	50.554	+ 9.953	17:35:21.785	14 -	45.492	+ 4.891	17:48:58.330
3 -	45.568	+ 4.967	17:36:07.353	15 -	42.832	+ 2.231	17:49:41.162
4 -	43.549	+ 2.948	17:36:50.902	16 -	41.460	+ 0.859	17:50:22.622
5 -	40.986	+ 0.385	17:37:31.888	17 -	41.713	+ 1.112	17:51:04.335
6 -	40.739	+ 0.138	17:38:12.627	18 -	41.893	+ 1.292	17:51:46.228
7 -	<b>40.601</b>		<b>17:38:53.228</b>	19 -	41.980	+ 1.379	17:52:28.208
8 -	41.223	+ 0.622	17:39:34.451	20 -	42.383	+ 1.782	17:53:10.591
9 -	44.835	+ 4.234	17:40:19.286	21 -	57.532 P	+ 16.931	17:54:08.123
10 -	47.054	+ 6.453	17:41:06.340	22 -	4:42.922	+ 4:02.321	17:58:51.045
11 -	56.106 P	+ 15.505	17:42:02.446	23 -	41.363	+ 0.762	17:59:32.408
12 -	5:24.730	+ 4:44.129	17:47:27.176	24 -	58.785 P	+ 18.184	18:00:31.193
<b>23</b>	<b>David LONGHURST</b>			<b>Pickup Truck</b>			
1 -	49.944	+ 8.686	17:34:41.368	19 -	41.854	+ 0.596	17:47:36.758
2 -	46.019	+ 4.761	17:35:27.387	20 -	42.516	+ 1.258	17:48:19.274
3 -	45.597	+ 4.339	17:36:12.984	21 -	42.379	+ 1.121	17:49:01.653
4 -	43.494	+ 2.236	17:36:56.478	22 -	42.011	+ 0.753	17:49:43.664
5 -	42.879	+ 1.621	17:37:39.357	23 -	41.659	+ 0.401	17:50:25.323
6 -	42.568	+ 1.310	17:38:21.925	24 -	42.567	+ 1.309	17:51:07.890
7 -	43.974	+ 2.716	17:39:05.899	25 -	<b>41.258</b>		<b>17:51:49.148</b>
8 -	43.726	+ 2.468	17:39:49.625	26 -	42.058	+ 0.800	17:52:31.206
9 -	41.931	+ 0.673	17:40:31.556	27 -	41.892	+ 0.634	17:53:13.098
10 -	41.836	+ 0.578	17:41:13.392	28 -	42.277	+ 1.019	17:53:55.375
11 -	43.733	+ 2.475	17:41:57.125	29 -	1:24.074 P	+ 42.816	17:55:19.449
12 -	42.532	+ 1.274	17:42:39.657	30 -	4:11.460	+ 3:30.202	17:59:30.909
13 -	42.684	+ 1.426	17:43:22.341	31 -	42.205	+ 0.947	18:00:13.114
14 -	42.879	+ 1.621	17:44:05.220	32 -	42.344	+ 1.086	18:00:55.458
15 -	42.386	+ 1.128	17:44:47.606	33 -	42.556	+ 1.298	18:01:38.014
16 -	42.491	+ 1.233	17:45:30.097	34 -	42.061	+ 0.803	18:02:20.075
17 -	42.301	+ 1.043	17:46:12.398	35 -	1:13.394 P	+ 32.136	18:03:33.469
18 -	42.506	+ 1.248	17:46:54.904				
<b>24</b>	<b>Richard NOVELL</b>			<b>Pickup Truck</b>			
1 -	52.825	+ 10.666	17:34:50.979	8 -	<b>42.159</b>		<b>17:42:39.685</b>
2 -	44.015	+ 1.856	17:35:34.994	9 -	43.006	+ 0.847	17:43:22.691
3 -	43.399	+ 1.240	17:36:18.393	10 -	42.286	+ 0.127	17:44:04.977

Weather / Track : Sunny / Dry

Rockingham Oval  
Circuit Length = 1.4789 miles  
Start: 17:33 End: 18:04

# Pickup Truck Racing Championship

## PRACTICE - LAP ANALYSIS

4 -	42.381	+ 0.222	17:37:00.774	11 -	42.585	+ 0.426	17:44:47.562
5 -	49.302 P	+ 7.143	17:37:50.076	12 -	42.938	+ 0.779	17:45:30.500
6 -	3:22.603	+ 2:40.444	17:41:12.679	13 -	42.163	+ 0.004	17:46:12.663
7 -	44.847	+ 2.688	17:41:57.526	14 -	58.098 P	+ 15.939	17:47:10.761
<b>37</b>	<b>Neil TRESSLER</b>			Pickup Truck			
1 -	57.511	+ 15.797	17:34:32.167	20 -	42.400	+ 0.686	17:48:23.449
2 -	50.602	+ 8.888	17:35:22.769	21 -	41.932	+ 0.218	17:49:05.381
3 -	46.789	+ 5.075	17:36:09.558	22 -	41.944	+ 0.230	17:49:47.325
4 -	44.167	+ 2.453	17:36:53.725	23 -	<b>41.714</b>		<b>17:50:29.039</b>
5 -	43.401	+ 1.687	17:37:37.126	24 -	42.063	+ 0.349	17:51:11.102
6 -	43.678	+ 1.964	17:38:20.804	25 -	44.792	+ 3.078	17:51:55.894
7 -	42.771	+ 1.057	17:39:03.575	26 -	42.069	+ 0.355	17:52:37.963
8 -	43.274	+ 1.560	17:39:46.849	27 -	53.751 P	+ 12.037	17:53:31.714
9 -	42.675	+ 0.961	17:40:29.524	28 -	3:58.881	+ 3:17.167	17:57:30.595
10 -	43.364	+ 1.650	17:41:12.888	29 -	45.461	+ 3.747	17:58:16.056
11 -	43.882	+ 2.168	17:41:56.770	30 -	44.374	+ 2.660	17:59:00.430
12 -	42.706	+ 0.992	17:42:39.476	31 -	42.445	+ 0.731	17:59:42.875
13 -	44.152	+ 2.438	17:43:23.628	32 -	42.336	+ 0.622	18:00:25.211
14 -	43.437	+ 1.723	17:44:07.065	33 -	42.362	+ 0.648	18:01:07.573
15 -	42.739	+ 1.025	17:44:49.804	34 -	43.189	+ 1.475	18:01:50.762
16 -	42.295	+ 0.581	17:45:32.099	35 -	42.341	+ 0.627	18:02:33.103
17 -	43.711	+ 1.997	17:46:15.810	36 -	42.794	+ 1.080	18:03:15.897
18 -	42.728	+ 1.014	17:46:58.538	37 -	1:05.580 P	+ 23.866	18:04:21.477
19 -	42.511	+ 0.797	17:47:41.049				
<b>41</b>	<b>Carl BOARDLEY</b>			Pickup Truck			
1 -	48.557	+ 8.063	17:34:38.083	15 -	43.857	+ 3.363	17:49:03.293
2 -	45.691	+ 5.197	17:35:23.774	16 -	41.310	+ 0.816	17:49:44.603
3 -	44.818	+ 4.324	17:36:08.592	17 -	40.920	+ 0.426	17:50:25.523
4 -	42.658	+ 2.164	17:36:51.250	18 -	42.114	+ 1.620	17:51:07.637
5 -	41.289	+ 0.795	17:37:32.539	19 -	41.340	+ 0.846	17:51:48.977
6 -	41.101	+ 0.607	17:38:13.640	20 -	41.392	+ 0.898	17:52:30.369
7 -	41.922	+ 1.428	17:38:55.562	21 -	42.130	+ 1.636	17:53:12.499
8 -	40.738	+ 0.244	17:39:36.300	22 -	41.338	+ 0.844	17:53:53.837
9 -	41.033	+ 0.539	17:40:17.333	23 -	<b>40.494</b>		<b>17:54:34.331</b>
10 -	53.971 P	+ 13.477	17:41:11.304	24 -	42.269	+ 1.775	17:55:16.600
11 -	4:56.742	+ 4:16.248	17:46:08.046	25 -	40.818	+ 0.324	17:55:57.418
12 -	45.252	+ 4.758	17:46:53.298	26 -	41.232	+ 0.738	17:56:38.650
13 -	42.725	+ 2.231	17:47:36.023	27 -	56.554 P	+ 16.060	17:57:35.204
14 -	43.413	+ 2.919	17:48:19.436	28 -	4:37.255	+ 3:56.761	18:02:12.459
<b>63</b>	<b>Phil WHITE</b>			Pickup Truck			
1 -	41.307	+ 0.912	17:36:01.510	13 -	40.878	+ 0.483	17:46:42.598
2 -	40.838	+ 0.443	17:36:42.348	14 -	6:29.832	+ 5:49.437	17:53:12.430
3 -	40.944	+ 0.549	17:37:23.292	15 -	40.893	+ 0.498	17:53:53.323
4 -	48.964	+ 8.569	17:38:12.256	16 -	40.521	+ 0.126	17:54:33.844
5 -	40.973	+ 0.578	17:38:53.229	17 -	42.151	+ 1.756	17:55:15.995
6 -	40.797	+ 0.402	17:39:34.026	18 -	40.900	+ 0.505	17:55:56.895
7 -	41.208	+ 0.813	17:40:15.234	19 -	40.882	+ 0.487	17:56:37.777
8 -	41.170	+ 0.775	17:40:56.404	20 -	41.574	+ 1.179	17:57:19.351
9 -	40.931	+ 0.536	17:41:37.335	21 -	<b>40.395</b>		<b>17:57:59.746</b>
10 -	3:02.893	+ 2:22.498	17:44:40.228	22 -	40.953	+ 0.558	17:58:40.699
11 -	40.798	+ 0.403	17:45:21.026	23 -	57.253 P	+ 16.858	17:59:37.952
12 -	40.694	+ 0.299	17:46:01.720	24 -	3:52.983	+ 3:12.588	18:03:30.935
<b>69</b>	<b>Lee ROGERS</b>			Pickup Truck			
1 -	55.643	+ 13.622	17:34:36.996	17 -	43.029	+ 1.008	17:53:58.594
2 -	48.939	+ 6.918	17:35:25.935	18 -	42.717	+ 0.696	17:54:41.311
3 -	47.031	+ 5.010	17:36:12.966	19 -	42.211	+ 0.190	17:55:23.522
4 -	57.148 P	+ 15.127	17:37:10.114	20 -	42.330	+ 0.309	17:56:05.852
5 -	3:58.580	+ 3:16.559	17:41:08.694	21 -	42.328	+ 0.307	17:56:48.180
6 -	45.154	+ 3.133	17:41:53.848	22 -	42.729	+ 0.708	17:57:30.909
7 -	44.165	+ 2.144	17:42:38.013	23 -	42.868	+ 0.847	17:58:13.777

Weather / Track : Sunny / Dry

Rockingham Oval  
Circuit Length = 1.4789 miles  
Start: 17:33 End: 18:04

# Pickup Truck Racing Championship

## PRACTICE - LAP ANALYSIS

8 -	44.405	+ 2.384	17:43:22.418	24 -	42.256	+ 0.235	17:58:56.033
9 -	44.163	+ 2.142	17:44:06.581	25 -	<b>42.021</b>		<b>17:59:38.054</b>
10 -	42.405	+ 0.384	17:44:48.986	26 -	42.215	+ 0.194	18:00:20.269
11 -	42.238	+ 0.217	17:45:31.224	27 -	42.344	+ 0.323	18:01:02.613
12 -	46.635	+ 4.614	17:46:17.859	28 -	42.253	+ 0.232	18:01:44.866
13 -	43.512	+ 1.491	17:47:01.371	29 -	42.316	+ 0.295	18:02:27.182
14 -	43.003	+ 0.982	17:47:44.374	30 -	43.288	+ 1.267	18:03:10.470
15 -	59.863 P	+ 17.842	17:48:44.237	31 -	1:03.631 P	+ 21.610	18:04:14.101
16 -	4:31.328	+ 3:49.307	17:53:15.565				
<b>93</b>	<b>Michael SMITH</b>			<b>Pickup Truck</b>			
1 -	52.371	+ 12.187	17:34:31.617	15 -	42.732	+ 2.548	17:48:13.519
2 -	49.752	+ 9.568	17:35:21.369	16 -	45.040	+ 4.856	17:48:58.559
3 -	42.675	+ 2.491	17:36:04.044	17 -	42.391	+ 2.207	17:49:40.950
4 -	42.666	+ 2.482	17:36:46.710	18 -	46.147 P	+ 5.963	17:50:27.097
5 -	46.234	+ 6.050	17:37:32.944	19 -	3:26.840	+ 2:46.656	17:53:53.937
6 -	40.881	+ 0.697	17:38:13.825	20 -	41.483	+ 1.299	17:54:35.420
7 -	41.410	+ 1.226	17:38:55.235	21 -	40.891	+ 0.707	17:55:16.311
8 -	40.697	+ 0.513	17:39:35.932	22 -	40.700	+ 0.516	17:55:57.011
9 -	40.740	+ 0.556	17:40:16.672	23 -	40.884	+ 0.700	17:56:37.895
10 -	40.868	+ 0.684	17:40:57.540	24 -	41.967	+ 1.783	17:57:19.862
11 -	40.742	+ 0.558	17:41:38.282	25 -	<b>40.184</b>		<b>17:58:00.046</b>
12 -	50.742 P	+ 10.558	17:42:29.024	26 -	40.475	+ 0.291	17:58:40.521
13 -	4:18.902	+ 3:38.718	17:46:47.926	27 -	41.033	+ 0.849	17:59:21.554
14 -	42.861	+ 2.677	17:47:30.787	28 -	49.185 P	+ 9.001	18:00:10.739
<b>98</b>	<b>Anthony HAWKINS</b>			<b>Pickup Truck</b>			
1 -	44.398	+ 3.754	17:35:06.152	13 -	43.517	+ 2.873	17:51:26.576
2 -	42.642	+ 1.998	17:35:48.794	14 -	41.673	+ 1.029	17:52:08.249
3 -	41.927	+ 1.283	17:36:30.721	15 -	41.203	+ 0.559	17:52:49.452
4 -	46.294 P	+ 5.650	17:37:17.015	16 -	41.308	+ 0.664	17:53:30.760
5 -	2:22.403	+ 1:41.759	17:39:39.418	17 -	44.888	+ 4.244	17:54:15.648
6 -	41.029	+ 0.385	17:40:20.447	18 -	41.597	+ 0.953	17:54:57.245
7 -	41.711	+ 1.067	17:41:02.158	19 -	<b>40.644</b>		<b>17:55:37.889</b>
8 -	40.993	+ 0.349	17:41:43.151	20 -	41.276	+ 0.632	17:56:19.165
9 -	40.944	+ 0.300	17:42:24.095	21 -	41.622	+ 0.978	17:57:00.787
10 -	40.723	+ 0.079	17:43:04.818	22 -	41.379	+ 0.735	17:57:42.166
11 -	46.244 P	+ 5.600	17:43:51.062	23 -	41.007	+ 0.363	17:58:23.173
12 -	6:51.997	+ 6:11.353	17:50:43.059	24 -	47.793 P	+ 7.149	17:59:10.966

Weather / Track : Sunny / Dry

Rockingham Oval  
Circuit Length = 1.4789 miles  
Start: 17:33 End: 18:04

# Pickup Truck Racing Championship

## QUALIFYING - RACE 12 - CLASSIFICATION

POS	NO	CL	NAME	ENTRY	TIME	ON	LAPS	GAP	DIFF	MPH
1	22		Nic GRINDROD	Pickup Truck	40.088	11	13			132.81
2	93		Michael SMITH	Pickup Truck	40.122	10	12	0.034	0.034	132.69
3	4		Pete STEVENS	Pickup Truck	40.468	10	13	0.380	0.346	131.56
4	98		Anthony HAWKINS	Pickup Truck	40.490	8	13	0.402	0.022	131.49
5	63		Phil WHITE	Pickup Truck	40.509	9	12	0.421	0.019	131.43
6	16		Steve DANCE	Pickup Truck	40.785	10	12	0.697	0.276	130.54
7	15		Simon CARR	Pickup Truck	41.407	8	12	1.319	0.622	128.58
8	23		David LONGHURST	Pickup Truck	41.437	7	12	1.349	0.030	128.48
9	2		Dave BRIGGS	Pickup Truck	41.757	7	8	1.669	0.320	127.50
10	3		Julian ARNOLD	Pickup Truck	42.187	11	11	2.099	0.430	126.20
11	69		Lee ROGERS	Pickup Truck	42.760	11	11	2.672	0.573	124.51
12	37		Neil TRESSLER	Pickup Truck	42.804	11	11	2.716	0.044	124.38
13	24		Richard NOVELL	Pickup Truck	43.575	3	6	3.487	0.771	122.18
14	7		Tony MUMFORD	Pickup Truck	49.031	3	5	8.943	5.456	108.58
15	41		Carl BOARDLEY	Pickup Truck	50.412	2	3	10.324	1.381	105.61

Weather / Track : Sunny / Dry  
 These results are provisional until the conclusion of any judicial and technical matters.

Rockingham Oval  
 Circuit Length = 1.4789 miles  
 Start: 10:05 End: 10:26

Clerk of Course :		Timekeeper :
-------------------	--	--------------

# Pickup Truck Racing Championship

## QUALIFYING - RACE 12 - LAP ANALYSIS

<b>2</b>	<b>Dave BRIGGS</b>						Pickup Truck	
1 -	47.215	+ 5.458	10:06:30.953	5 -	51.929 P	+ 10.172	10:09:33.740	
2 -	44.827	+ 3.070	10:07:15.780	6 -	4:20.300	+ 3:38.543	10:13:54.040	
3 -	43.173	+ 1.416	10:07:58.953	7 -	<b>41.757</b>		<b>10:14:35.797</b>	
4 -	42.858	+ 1.101	10:08:41.811	8 -	47.088	+ 5.331	10:15:22.885	
<b>3</b>	<b>Julian ARNOLD</b>						Pickup Truck	
1 -	53.807	+ 11.620	10:06:43.447	7 -	42.454	+ 0.267	10:14:43.236	
2 -	44.736	+ 2.549	10:07:28.183	8 -	42.689	+ 0.502	10:15:25.925	
3 -	43.741	+ 1.554	10:08:11.924	9 -	42.743	+ 0.556	10:16:08.668	
4 -	42.889	+ 0.702	10:08:54.813	10 -	42.451	+ 0.264	10:16:51.119	
5 -	58.457 P	+ 16.270	10:09:53.270	11 -	<b>42.187</b>		<b>10:17:33.306</b>	
6 -	4:07.512	+ 3:25.325	10:14:00.782					
<b>4</b>	<b>Pete STEVENS</b>						Pickup Truck	
1 -	45.688	+ 5.220	10:06:27.168	8 -	40.975	+ 0.507	10:14:35.154	
2 -	42.863	+ 2.395	10:07:10.031	9 -	40.570	+ 0.102	10:15:15.724	
3 -	42.049	+ 1.581	10:07:52.080	10 -	<b>40.468</b>		<b>10:15:56.192</b>	
4 -	41.654	+ 1.186	10:08:33.734	11 -	40.480	+ 0.012	10:16:36.672	
5 -	42.854	+ 2.386	10:09:16.588	12 -	43.110	+ 2.642	10:17:19.782	
6 -	1:16.385 P	+ 35.917	10:10:32.973	13 -	41.217	+ 0.749	10:18:00.999	
7 -	3:21.206	+ 2:40.738	10:13:54.179					
<b>7</b>	<b>Tony MUMFORD</b>						Pickup Truck	
1 -	58.155	+ 9.124	10:06:52.525	4 -	54.958	+ 5.927	10:09:28.925	
2 -	52.411	+ 3.380	10:07:44.936	5 -	1:14.536 P	+ 25.505	10:10:43.461	
3 -	<b>49.031</b>		<b>10:08:33.967</b>					
<b>15</b>	<b>Simon CARR</b>						Pickup Truck	
1 -	56.481	+ 15.074	10:06:52.494	7 -	41.635	+ 0.228	10:14:40.796	
2 -	48.772	+ 7.365	10:07:41.266	8 -	<b>41.407</b>		<b>10:15:22.203</b>	
3 -	44.493	+ 3.086	10:08:25.759	9 -	41.454	+ 0.047	10:16:03.657	
4 -	42.491	+ 1.084	10:09:08.250	10 -	41.787	+ 0.380	10:16:45.444	
5 -	59.710 P	+ 18.303	10:10:07.960	11 -	41.897	+ 0.490	10:17:27.341	
6 -	3:51.201	+ 3:09.794	10:13:59.161	12 -	47.268 P	+ 5.861	10:18:14.609	
<b>16</b>	<b>Steve DANCE</b>						Pickup Truck	
1 -	52.684	+ 11.899	10:06:39.296	7 -	41.378	+ 0.593	10:14:32.401	
2 -	46.516	+ 5.731	10:07:25.812	8 -	41.140	+ 0.355	10:15:13.541	
3 -	42.844	+ 2.059	10:08:08.656	9 -	42.133	+ 1.348	10:15:55.674	
4 -	42.259	+ 1.474	10:08:50.915	10 -	<b>40.785</b>		<b>10:16:36.459</b>	
5 -	57.203 P	+ 16.418	10:09:48.118	11 -	43.759	+ 2.974	10:17:20.218	
6 -	4:02.905	+ 3:22.120	10:13:51.023	12 -	42.248	+ 1.463	10:18:02.466	
<b>22</b>	<b>Nic GRINDROD</b>						Pickup Truck	
1 -	52.885	+ 12.797	10:06:38.928	8 -	40.503	+ 0.415	10:14:36.519	
2 -	46.253	+ 6.165	10:07:25.181	9 -	40.642	+ 0.554	10:15:17.161	
3 -	42.820	+ 2.732	10:08:08.001	10 -	40.200	+ 0.112	10:15:57.361	
4 -	42.292	+ 2.204	10:08:50.293	11 -	<b>40.088</b>		<b>10:16:37.449</b>	
5 -	52.938	+ 12.850	10:09:43.231	12 -	40.869	+ 0.781	10:17:18.318	
6 -	1:08.695 P	+ 28.607	10:10:51.926	13 -	42.040	+ 1.952	10:18:00.358	
7 -	3:04.090	+ 2:24.002	10:13:56.016					
<b>23</b>	<b>David LONGHURST</b>						Pickup Truck	
1 -	56.525	+ 15.088	10:06:53.643	7 -	<b>41.437</b>		<b>10:14:41.199</b>	
2 -	48.169	+ 6.732	10:07:41.812	8 -	41.566	+ 0.129	10:15:22.765	
3 -	44.287	+ 2.850	10:08:26.099	9 -	41.843	+ 0.406	10:16:04.608	
4 -	43.960	+ 2.523	10:09:10.059	10 -	41.675	+ 0.238	10:16:46.283	
5 -	1:13.073 P	+ 31.636	10:10:23.132	11 -	41.733	+ 0.296	10:17:28.016	
6 -	3:36.630	+ 2:55.193	10:13:59.762	12 -	41.955	+ 0.518	10:18:09.971	

Weather / Track : Sunny / Dry

Rockingham Oval  
Circuit Length = 1.4789 miles  
Start: 10:05 End: 10:26

# Pickup Truck Racing Championship

## QUALIFYING - RACE 12 - LAP ANALYSIS

<b>24</b>	<b>Richard NOVELL</b>		Pickup Truck				
1 -	53.997	+ 10.422	10:06:47.226	4 -	43.988	+ 0.413	10:09:00.551
2 -	45.762	+ 2.187	10:07:32.988	5 -	54.423 P	+ 10.848	10:09:54.974
3 -	<b>43.575</b>		<b>10:08:16.563</b>	6 -	8:15.024	+ 7:31.449	10:18:09.998
<b>37</b>	<b>Neil TRESSLER</b>		Pickup Truck				
1 -	59.314	+ 16.510	10:06:46.847	7 -	45.388	+ 2.584	10:14:51.504
2 -	51.001	+ 8.197	10:07:37.848	8 -	43.918	+ 1.114	10:15:35.422
3 -	46.714	+ 3.910	10:08:24.562	9 -	44.013	+ 1.209	10:16:19.435
4 -	46.184	+ 3.380	10:09:10.746	10 -	42.841	+ 0.037	10:17:02.276
5 -	1:17.311 P	+ 34.507	10:10:28.057	11 -	<b>42.804</b>		<b>10:17:45.080</b>
6 -	3:38.059	+ 2:55.255	10:14:06.116				
<b>41</b>	<b>Carl BOARDLEY</b>		Pickup Truck				
1 -	57.037	+ 6.625	10:06:52.171	3 -	56.873	+ 6.461	10:08:39.456
2 -	<b>50.412</b>		<b>10:07:42.583</b>				
<b>63</b>	<b>Phil WHITE</b>		Pickup Truck				
1 -	51.292	+ 10.783	10:06:39.564	7 -	40.985	+ 0.476	10:14:35.347
2 -	45.721	+ 5.212	10:07:25.285	8 -	40.640	+ 0.131	10:15:15.987
3 -	42.197	+ 1.688	10:08:07.482	9 -	<b>40.509</b>		<b>10:15:56.496</b>
4 -	43.826	+ 3.317	10:08:51.308	10 -	40.555	+ 0.046	10:16:37.051
5 -	59.080 P	+ 18.571	10:09:50.388	11 -	42.716	+ 2.207	10:17:19.767
6 -	4:03.974	+ 3:23.465	10:13:54.362	12 -	52.318 P	+ 11.809	10:18:12.085
<b>69</b>	<b>Lee ROGERS</b>		Pickup Truck				
1 -	54.791	+ 12.031	10:06:47.041	7 -	44.446	+ 1.686	10:14:47.712
2 -	49.438	+ 6.678	10:07:36.479	8 -	48.669	+ 5.909	10:15:36.381
3 -	44.604	+ 1.844	10:08:21.083	9 -	43.166	+ 0.406	10:16:19.547
4 -	48.983	+ 6.223	10:09:10.066	10 -	42.879	+ 0.119	10:17:02.426
5 -	1:16.535 P	+ 33.775	10:10:26.601	11 -	<b>42.760</b>		<b>10:17:45.186</b>
6 -	3:36.665	+ 2:53.905	10:14:03.266				
<b>93</b>	<b>Michael SMITH</b>		Pickup Truck				
1 -	51.041	+ 10.919	10:06:40.021	7 -	40.598	+ 0.476	10:14:35.916
2 -	46.068	+ 5.946	10:07:26.089	8 -	41.047	+ 0.925	10:15:16.963
3 -	42.762	+ 2.640	10:08:08.851	9 -	40.202	+ 0.080	10:15:57.165
4 -	42.255	+ 2.133	10:08:51.106	10 -	<b>40.122</b>		<b>10:16:37.287</b>
5 -	58.290 P	+ 18.168	10:09:49.396	11 -	40.904	+ 0.782	10:17:18.191
6 -	4:05.922	+ 3:25.800	10:13:55.318	12 -	48.342 P	+ 8.220	10:18:06.533
<b>98</b>	<b>Anthony HAWKINS</b>		Pickup Truck				
1 -	45.084	+ 4.594	10:06:27.487	8 -	<b>40.490</b>		<b>10:14:32.627</b>
2 -	43.132	+ 2.642	10:07:10.619	9 -	41.067	+ 0.577	10:15:13.694
3 -	41.775	+ 1.285	10:07:52.394	10 -	41.375	+ 0.885	10:15:55.069
4 -	41.791	+ 1.301	10:08:34.185	11 -	41.489	+ 0.999	10:16:36.558
5 -	42.756	+ 2.266	10:09:16.941	12 -	42.469	+ 1.979	10:17:19.027
6 -	1:17.432 P	+ 36.942	10:10:34.373	13 -	41.437	+ 0.947	10:18:00.464
7 -	3:17.764	+ 2:37.274	10:13:52.137				

Weather / Track : Sunny / Dry

Rockingham Oval  
Circuit Length = 1.4789 miles  
Start: 10:05 End: 10:26

# Pickup Truck Racing Championship

## QUALIFYING - RACE 16 - CLASSIFICATION

POS	NO	CL	NAME	ENTRY	TIME	ON	LAPS	GAP	DIFF	MPH
1	16		Steve DANCE	Pickup Truck	40.090	8	11			132.80
2	63		Phil WHITE	Pickup Truck	40.387	8	8	0.297	0.297	131.82
3	93		Michael SMITH	Pickup Truck	40.457	7	8	0.367	0.070	131.59
4	4		Pete STEVENS	Pickup Truck	40.550	10	11	0.460	0.093	131.29
5	98		Anthony HAWKINS	Pickup Truck	40.589	5	10	0.499	0.039	131.17
6	22		Nic GRINDROD	Pickup Truck	40.694	5	11	0.604	0.105	130.83
7	15		Simon CARR	Pickup Truck	40.868	6	8	0.778	0.174	130.27
8	69		Lee ROGERS	Pickup Truck	41.413	6	11	1.323	0.545	128.56
9	23		David LONGHURST	Pickup Truck	41.882	7	11	1.792	0.469	127.12
10	3		Julian ARNOLD	Pickup Truck	42.028	1	9	1.938	0.146	126.68
11	37		Neil TRESSLER	Pickup Truck	43.121	5	11	3.031	1.093	123.46
12	24		Richard NOVELL	Pickup Truck	47.769	1	2	7.679	4.648	111.45

Weather / Track : Sunny / Dry  
 These results are provisional until the conclusion of any judicial and technical matters.

Rockingham Oval  
 Circuit Length = 1.4789 miles  
 Start: 10:17 End: 10:26

Clerk of Course :		Timekeeper :
-------------------	--	--------------



# Pickup Truck Racing Championship

## QUALIFYING - RACE 16 - LAP ANALYSIS

<b>3</b>	<b>Julian ARNOLD</b>		Pickup Truck				
1 -	42.028		10:18:15.334	6 -	1:09.493 P	+ 27.465	10:22:14.775
2 -	42.530	+ 0.502	10:18:57.864	7 -	2:26.924	+ 1:44.896	10:24:41.699
3 -	42.712	+ 0.684	10:19:40.576	8 -	42.212	+ 0.184	10:25:23.911
4 -	42.532	+ 0.504	10:20:23.108	9 -	42.068	+ 0.040	10:26:05.979
5 -	42.174	+ 0.146	10:21:05.282				
<b>4</b>	<b>Pete STEVENS</b>		Pickup Truck				
1 -	41.484	+ 0.934	10:18:42.483	7 -	41.153	+ 0.603	10:22:50.577
2 -	41.840	+ 1.290	10:19:24.323	8 -	41.046	+ 0.496	10:23:31.623
3 -	41.168	+ 0.618	10:20:05.491	9 -	41.089	+ 0.539	10:24:12.712
4 -	42.238	+ 1.688	10:20:47.729	10 -	<b>40.550</b>		<b>10:24:53.262</b>
5 -	40.741	+ 0.191	10:21:28.470	11 -	41.871	+ 1.321	10:25:35.133
6 -	40.954	+ 0.404	10:22:09.424				
<b>15</b>	<b>Simon CARR</b>		Pickup Truck				
1 -	50.465	+ 9.597	10:20:46.031	5 -	41.131	+ 0.263	10:23:31.354
2 -	41.686	+ 0.818	10:21:27.717	6 -	<b>40.868</b>		<b>10:24:12.222</b>
3 -	41.617	+ 0.749	10:22:09.334	7 -	40.901	+ 0.033	10:24:53.123
4 -	40.889	+ 0.021	10:22:50.223	8 -	42.529	+ 1.661	10:25:35.652
<b>16</b>	<b>Steve DANCE</b>		Pickup Truck				
1 -	40.384	+ 0.294	10:18:42.850	7 -	44.920	+ 4.830	10:22:52.590
2 -	41.331	+ 1.241	10:19:24.181	8 -	<b>40.090</b>		<b>10:23:32.680</b>
3 -	40.963	+ 0.873	10:20:05.144	9 -	40.458	+ 0.368	10:24:13.138
4 -	40.926	+ 0.836	10:20:46.070	10 -	40.381	+ 0.291	10:24:53.519
5 -	40.939	+ 0.849	10:21:27.009	11 -	41.744	+ 1.654	10:25:35.263
6 -	40.661	+ 0.571	10:22:07.670				
<b>22</b>	<b>Nic GRINDROD</b>		Pickup Truck				
1 -	42.754	+ 2.060	10:18:43.112	7 -	41.436	+ 0.742	10:22:50.419
2 -	41.345	+ 0.651	10:19:24.457	8 -	41.065	+ 0.371	10:23:31.484
3 -	41.113	+ 0.419	10:20:05.570	9 -	40.893	+ 0.199	10:24:12.377
4 -	41.968	+ 1.274	10:20:47.538	10 -	40.757	+ 0.063	10:24:53.134
5 -	<b>40.694</b>		<b>10:21:28.232</b>	11 -	42.221	+ 1.527	10:25:35.355
6 -	40.751	+ 0.057	10:22:08.983				
<b>23</b>	<b>David LONGHURST</b>		Pickup Truck				
1 -	42.154	+ 0.272	10:18:52.125	7 -	<b>41.882</b>		<b>10:23:09.728</b>
2 -	42.082	+ 0.200	10:19:34.207	8 -	42.003	+ 0.121	10:23:51.731
3 -	41.997	+ 0.115	10:20:16.204	9 -	42.015	+ 0.133	10:24:33.746
4 -	45.741	+ 3.859	10:21:01.945	10 -	41.992	+ 0.110	10:25:15.738
5 -	42.935	+ 1.053	10:21:44.880	11 -	42.153	+ 0.271	10:25:57.891
6 -	42.966	+ 1.084	10:22:27.846				
<b>24</b>	<b>Richard NOVELL</b>		Pickup Truck				
1 -	<b>47.769</b>		<b>10:18:57.767</b>	2 -	49.526 P	+ 1.757	10:19:47.293
<b>37</b>	<b>Neil TRESSLER</b>		Pickup Truck				
1 -	43.943	+ 0.822	10:18:29.023	7 -	43.212	+ 0.091	10:22:54.243
2 -	44.337	+ 1.216	10:19:13.360	8 -	43.235	+ 0.114	10:23:37.478
3 -	43.999	+ 0.878	10:19:57.359	9 -	43.125	+ 0.004	10:24:20.603
4 -	45.320	+ 2.199	10:20:42.679	10 -	43.216	+ 0.095	10:25:03.819
5 -	<b>43.121</b>		<b>10:21:25.800</b>	11 -	43.443	+ 0.322	10:25:47.262
6 -	45.231	+ 2.110	10:22:11.031				
<b>63</b>	<b>Phil WHITE</b>		Pickup Truck				
1 -	41.228	+ 0.841	10:19:41.669	5 -	49.913 P	+ 9.526	10:22:33.744
2 -	40.747	+ 0.360	10:20:22.416	6 -	1:42.022	+ 1:01.635	10:24:15.766
3 -	40.565	+ 0.178	10:21:02.981	7 -	40.447	+ 0.060	10:24:56.213
4 -	40.850	+ 0.463	10:21:43.831	8 -	<b>40.387</b>		<b>10:25:36.600</b>

Weather / Track : Sunny / Dry

Rockingham Oval  
Circuit Length = 1.4789 miles  
Start: 10:17 End: 10:26

**Pickup Truck Racing Championship**  
**QUALIFYING - RACE 16 - LAP ANALYSIS**

<b>69</b>		<b>Lee ROGERS</b>		Pickup Truck			
1 -	43.830	+ 2.417	10:18:29.016	7 -	42.573	+ 1.160	10:22:54.260
2 -	46.683	+ 5.270	10:19:15.699	8 -	42.322	+ 0.909	10:23:36.582
3 -	49.231	+ 7.818	10:20:04.930	9 -	41.804	+ 0.391	10:24:18.386
4 -	43.781	+ 2.368	10:20:48.711	10 -	41.764	+ 0.351	10:25:00.150
5 -	41.563	+ 0.150	10:21:30.274	11 -	41.932	+ 0.519	10:25:42.082
6 -	<b>41.413</b>		<b>10:22:11.687</b>				
<b>93</b>		<b>Michael SMITH</b>		Pickup Truck			
1 -	50.883	+ 10.426	10:20:45.982	5 -	42.429	+ 1.972	10:23:32.201
2 -	41.705	+ 1.248	10:21:27.687	6 -	40.758	+ 0.301	10:24:12.959
3 -	41.076	+ 0.619	10:22:08.763	7 -	<b>40.457</b>		<b>10:24:53.416</b>
4 -	41.009	+ 0.552	10:22:49.772	8 -	41.552	+ 1.095	10:25:34.968
<b>98</b>		<b>Anthony HAWKINS</b>		Pickup Truck			
1 -	41.878	+ 1.289	10:18:42.342	6 -	41.099	+ 0.510	10:22:09.750
2 -	41.847	+ 1.258	10:19:24.189	7 -	41.001	+ 0.412	10:22:50.751
3 -	42.145	+ 1.556	10:20:06.334	8 -	41.151	+ 0.562	10:23:31.902
4 -	41.728	+ 1.139	10:20:48.062	9 -	41.979	+ 1.390	10:24:13.881
5 -	<b>40.589</b>		<b>10:21:28.651</b>	10 -	49.985 P	+ 9.396	10:25:03.866

Weather / Track : Sunny / Dry

Rockingham Oval  
 Circuit Length = 1.4789 miles  
 Start: 10:17 End: 10:26

# Pickup Truck Racing Championship

## RACE 12 - CLASSIFICATION

POS	NO	CL	NAME	ENTRY	LAPS	TIME	GAP	DIFF	MPH	BEST	ON
1	63		Phil WHITE	Pickup Truck	35	24:01.528			129.26	40.441	29
2	16		Steve DANCE	Pickup Truck	35	24:01.549	0.021	0.021	129.26	40.243	2
3	22		Nic GRINDROD	Pickup Truck	35	24:01.602	0.074	0.053	129.26	40.282	2
4	93		Michael SMITH	Pickup Truck	35	24:01.646	0.118	0.044	129.25	40.276	2
5	4		Pete STEVENS	Pickup Truck	35	24:01.805	0.277	0.159	129.24	40.436	30
6	98		Anthony HAWKINS	Pickup Truck	35	24:02.086	0.558	0.281	129.21	40.267	2
7	23		David LONGHURST	Pickup Truck	35	24:30.018	28.490	27.932	126.76	41.112	4
8	69		Lee ROGERS	Pickup Truck	35	24:30.219	28.691	0.201	126.74	40.823	5
9	3		Julian ARNOLD	Pickup Truck	35	24:35.390	33.862	5.171	126.30	40.872	4
10	37		Neil TRESSLER	Pickup Truck	34	24:26.853	1 lap	1 lap	123.40	41.132	2
11	24		Richard NOVELL	Pickup Truck	34	24:27.076	1 lap	0.223	123.38	41.423	2
12	7		Tony MUMFORD	Pickup Truck	33	24:36.153	2 laps	1 lap	119.02	42.232	31
13	15		Simon CARR	Pickup Truck	29	24:41.448	6 laps	4 laps	104.22	40.640	8

### FASTEST LAP

16	Steve DANCE	Pickup Truck	2	40.243	132.29 mph	212.91 kph
----	-------------	--------------	---	--------	------------	------------

Weather / Track : Sunny / Dry

These results are provisional until the conclusion of any judicial and technical matters.

Rockingham Oval

Circuit Length = 1.4789 miles

Start: 13:59 End: 14:24

Clerk of Course :

Timekeeper :

**Pickup Truck Racing Championship**  
**RACE 12 - LAP CHART**

Lap 1			Lap 2			Lap 3			Lap 4			Lap 5		
No	Behind	Laptime	No	Behind	Laptime	No	Behind	Laptime	No	Behind	Laptime	No	Behind	Laptime
15		43.516	15		40.742	15		40.988	63		42.106	63		40.953
63	0.191	43.707	63	0.121	40.672	63	0.101	40.968	16	0.146	42.172	16	0.114	40.921
16	0.726	44.242	16	0.227	40.243	16	0.181	40.942	93	0.482	42.319	93	0.248	40.719
98	0.859	44.375	98	0.384	40.267	93	0.370	40.807	15	0.519	42.726	22	0.409	40.744
93	1.017	44.533	93	0.551	40.276	98	0.449	41.053	22	0.618	42.291	15	0.684	41.118
22	1.310	44.826	22	0.850	40.282	22	0.534	40.672	98	0.718	42.476	4	0.783	40.963
3	1.342	44.858	4	2.122	41.401	4	1.794	40.660	4	0.773	41.186	98	0.933	41.168
4	1.463	44.979	3	2.162	41.562	3	2.578	41.404	3	1.243	40.872	3	1.407	41.117
69	1.644	45.160	69	2.244	41.342	69	3.140	41.884	69	1.915	40.982	69	1.785	40.823
24	2.041	45.557	24	2.722	41.423	23	4.284	42.257	23	3.189	41.112	23	3.502	41.266
23	2.300	45.816	23	3.015	41.457	24	4.603	42.869	24	4.862	42.466	24	6.855	42.946
37	2.724	46.240	37	3.114	41.132	37	4.785	42.659	37	5.004	42.426	37	6.873	42.822
7	18.701	1:02.217	7	21.490	43.531	7	23.261	42.759	7	23.683	42.629	7	25.362	42.632

Weather / Track : Sunny / Dry

Rockingham Oval  
 Circuit Length = 1.4789 miles  
 Start: 13:59 End: 14:24

**Pickup Truck Racing Championship**  
**RACE 12 - LAP CHART**

Lap 6			Lap 7			Lap 8			Lap 9			Lap 10		
No	Behind	Laptime	No	Behind	Laptime	No	Behind	Laptime	No	Behind	Laptime	No	Behind	Laptime
63		40.947	16		41.243	93		40.999	93		40.913	93		41.131
16	0.070	40.903	93	0.131	41.263	16	0.125	41.255	16	0.196	40.984	16	0.012	40.947
93	0.181	40.880	22	0.279	41.281	4	0.365	41.084	4	0.365	40.913	63	0.202	40.759
22	0.311	40.849	4	0.411	41.138	22	0.370	41.221	63	0.574	41.036	22	0.412	40.734
4	0.586	40.750	63	0.562	41.875	63	0.451	41.019	22	0.809	41.352	4	0.561	41.327
15	0.602	40.865	98	0.902	41.460	98	0.592	40.820	98	1.081	41.402	98	0.679	40.729
98	0.755	40.769	15	1.357	42.068	15	0.867	40.640	15	1.245	41.291	15	0.778	40.664
3	1.592	41.132	3	1.691	41.412	3	1.890	41.329	3	2.628	41.651	3	3.307	41.810
69	1.736	40.898	69	1.868	41.445	69	2.018	41.280	69	2.759	41.654	69	3.444	41.816
23	4.330	41.775	23	4.608	41.591	23	5.461	41.983	23	6.601	42.053	23	7.671	42.201
37	8.574	42.648	37	9.844	42.583	37	11.238	42.524	37	13.114	42.789	37	14.931	42.948
24	8.850	42.942	24	10.165	42.628	24	11.599	42.564	24	13.289	42.603	24	15.072	42.914
7	26.713	42.298	7	28.275	42.875	7	30.523	43.378	7	33.528	43.918	7	36.000	43.603

Weather / Track : Sunny / Dry

Rockingham Oval  
 Circuit Length = 1.4789 miles  
 Start: 13:59 End: 14:24

**Pickup Truck Racing Championship**  
**RACE 12 - LAP CHART**

Lap 11			Lap 12			Lap 13			Lap 14			Lap 15		
No	Behind	Laptime	No	Behind	Laptime	No	Behind	Laptime	No	Behind	Laptime	No	Behind	Laptime
63		41.415	63		41.069	63		41.131	63		41.082	63		41.103
22	0.243	41.448	22	0.132	40.958	22	0.126	41.125	22	0.150	41.106	22	0.119	41.072
16	0.245	41.850	93	0.302	41.022	93	0.304	41.133	93	0.313	41.091	93	0.277	41.067
93	0.349	41.966	16	0.575	41.399	4	0.794	41.154	4	0.527	40.815	4	0.614	41.190
4	0.593	41.649	4	0.771	41.247	16	0.900	41.456	16	0.656	40.838	16	0.702	41.149
98	0.803	41.741	98	0.945	41.211	98	1.055	41.241	98	0.992	41.019	98	0.959	41.070
15	0.907	41.746	15	1.168	41.330	15	1.141	41.104	15	1.451	41.392	15	1.130	40.782
3	3.729	42.039	3	4.642	41.982	7	1 LAP	48.583	3	7.367	42.798	3	8.768	42.504
69	3.839	42.012	69	4.756	41.986	3	5.651	42.140	69	7.480	42.772	69	8.877	42.500
23	8.044	41.990	23	8.911	41.936	69	5.790	42.165	7	1 LAP	45.200	23	11.430	41.595
37	15.929	42.615	37	17.357	42.497	23	9.928	42.148	23	10.938	42.092	7	1 LAP	44.265
24	16.388	42.933	24	18.104	42.785	37	18.543	42.317	37	20.703	43.242	37	22.513	42.913
7	38.783	44.400				24	19.574	42.601	24	20.988	42.496	24	22.971	43.086

Weather / Track : Sunny / Dry

Rockingham Oval  
 Circuit Length = 1.4789 miles  
 Start: 13:59 End: 14:24

**Pickup Truck Racing Championship**  
**RACE 12 - LAP CHART**

Lap 16			Lap 17			Lap 18			Lap 19			Lap 20		
No	Behind	Laptime	No	Behind	Laptime	No	Behind	Laptime	No	Behind	Laptime	No	Behind	Laptime
63		41.214	63		40.871	63		41.435	63		41.458	63		41.191
22	0.128	41.223	22	0.137	40.880	22	0.184	41.482	93	0.135	41.351	93	0.147	41.203
93	0.304	41.241	93	0.229	40.796	93	0.242	41.448	22	0.358	41.632	16	0.251	41.047
4	0.484	41.084	16	0.754	41.045	16	0.444	41.125	16	0.395	41.409	15	0.482	41.160
16	0.580	41.092	4	0.763	41.150	15	0.960	41.426	15	0.513	41.011	22	0.658	41.491
98	0.787	41.042	15	0.969	41.047	4	1.766	42.438	4	0.801	40.493	4	0.872	41.262
15	0.793	40.877	98	1.081	41.165	98	1.937	42.291	98	0.980	40.501	98	1.112	41.323
3	9.900	42.346	69	11.460	42.341	69	12.761	42.736	23	13.212	41.730	23	13.956	41.935
69	9.990	42.327	3	11.469	42.440	23	12.940	41.695	69	13.354	42.051	69	14.116	41.953
23	11.966	41.750	23	12.680	41.585	3	13.451	43.417	3	14.152	42.159	3	14.868	41.907
7	1 LAP	42.650	7	1 LAP	46.604	7	1 LAP	49.782	37	30.413	43.457	37	32.640	43.418
37	24.266	42.967	37	26.413	43.018	37	28.414	43.436	24	31.384	42.763	24	33.631	43.438
24	25.715	43.958	24	28.325	43.481	24	30.079	43.189	7	1 LAP	45.136	7	1 LAP	43.334

Weather / Track : Sunny / Dry

Rockingham Oval  
 Circuit Length = 1.4789 miles  
 Start: 13:59 End: 14:24

**Pickup Truck Racing Championship**  
**RACE 12 - LAP CHART**

Lap 21			Lap 22			Lap 23			Lap 24			Lap 25		
No	Behind	Laptime	No	Behind	Laptime	No	Behind	Laptime	No	Behind	Laptime	No	Behind	Laptime
63		41.754	16		41.750	16		40.783	16		40.713	16		40.889
93	0.081	41.688	15	0.168	41.731	15	0.163	40.778	15	0.243	40.793	15	0.181	40.827
16	0.112	41.615	22	0.964	42.387	63	1.403	41.128	63	1.472	40.782	24	1 LAP	43.849
15	0.299	41.571	63	1.058	42.920	22	1.977	41.796	93	1.790	40.493	63	1.134	40.551
22	0.439	41.535	93	1.197	42.978	93	2.010	41.596	22	1.921	40.657	93	1.308	40.407
4	0.599	41.481	4	1.415	42.678	4	2.308	41.676	4	2.232	40.637	22	1.531	40.499
98	0.776	41.418	98	1.573	42.659	98	2.447	41.657	98	2.482	40.748	4	1.918	40.575
23	13.981	41.779	23	14.020	41.901	23	15.215	41.978	23	16.591	42.089	98	2.128	40.535
69	14.137	41.775	69	14.175	41.900	69	15.373	41.981	69	16.833	42.173	7	2 LAPS	46.173
3	15.303	42.189	3	15.467	42.026	3	16.732	42.048	3	18.240	42.221	23	17.726	42.024
37	34.003	43.117	37	35.066	42.925	37	37.756	43.473	37	40.713	43.670	69	17.887	41.943
24	35.044	43.167	24	35.813	42.631	24	37.962	42.932				3	19.743	42.392
7	1 LAP	43.190	7	1 LAP	42.559	7	1 LAP	43.010						

Weather / Track : Sunny / Dry

Rockingham Oval  
 Circuit Length = 1.4789 miles  
 Start: 13:59 End: 14:24



**Pickup Truck Racing Championship**  
**RACE 12 - LAP CHART**

Lap 26			Lap 27			Lap 28			Lap 29			Lap 30		
No	Behind	Laptime	No	Behind	Laptime	No	Behind	Laptime	No	Behind	Laptime	No	Behind	Laptime
16		41.048	16		40.990	16		40.872	16		40.698	16		40.800
63	1.427	41.341	63	1.121	40.684	63	0.883	40.634	63	0.626	40.441	63	0.344	40.518
93	1.619	41.359	93	1.259	40.630	93	1.009	40.622	93	0.767	40.456	93	0.514	40.547
22	1.777	41.294	22	1.362	40.575	22	1.088	40.598	22	0.907	40.517	22	0.657	40.550
4	2.006	41.136	4	1.717	40.701	4	1.370	40.525	4	1.295	40.623	4	0.931	40.436
98	2.174	41.094	98	1.846	40.662	98	1.620	40.646	98	1.529	40.607	98	1.146	40.417
15	2.425	43.292	37	1 LAP	43.334	37	1 LAP	42.831	37	1 LAP	42.755	37	1 LAP	43.323
37	1 LAP	44.574	24	1 LAP	43.261	24	1 LAP	42.973	24	1 LAP	42.754	24	1 LAP	42.920
24	1 LAP	44.553	7	2 LAPS	43.036	7	2 LAPS	45.222	7	2 LAPS	47.806	23	23.839	42.186
7	2 LAPS	42.481	15	17.400	55.965 P	23	21.208	42.036	23	22.453	41.943	69	23.993	42.201
23	19.050	42.372	23	20.044	41.984	69	21.400	42.018	69	22.592	41.890	7	2 LAPS	48.118
69	19.236	42.397	69	20.254	42.008	3	23.903	42.248	3	25.364	42.159	3	26.659	42.095
3	21.183	42.488	3	22.527	42.334									

Weather / Track : Sunny / Dry

Rockingham Oval  
 Circuit Length = 1.4789 miles  
 Start: 13:59 End: 14:24

**Pickup Truck Racing Championship**  
**RACE 12 - LAP CHART**

Lap 31			Lap 32			Lap 33			Lap 34			Lap 35		
No	Behind	Laptime	No	Behind	Laptime	No	Behind	Laptime	No	Behind	Laptime	No	Behind	Laptime
63		40.590	63		40.919	63		40.704	63		41.182	63		41.369
93	0.164	40.584	93	0.131	40.886	93	0.207	40.780	93	0.282	41.257	16	0.021	41.053
22	0.331	40.608	22	0.251	40.839	16	0.399	40.762	16	0.337	41.120	22	0.074	40.965
16	0.418	41.352	16	0.341	40.842	22	0.423	40.876	22	0.478	41.237	93	0.118	41.205
4	0.607	40.610	4	0.823	41.135	4	0.670	40.551	4	0.829	41.341	4	0.277	40.817
98	0.807	40.595	98	0.999	41.111	98	0.942	40.647	98	1.016	41.256	98	0.558	40.911
15	3 LAPS	2:27.733 P	37	1 LAP	44.751	37	1 LAP	43.024	37	1 LAP	43.316	37	1 LAP	43.488
24	1 LAP	43.445	24	1 LAP	45.121	24	1 LAP	43.046	24	1 LAP	43.283	24	1 LAP	43.499
37	1 LAP	43.621	23	25.366	41.751	23	27.146	42.484	23	27.836	41.872	23	28.490	42.023
23	24.534	41.629	69	25.519	41.723	69	27.323	42.508	69	27.961	41.820	69	28.691	42.099
69	24.715	41.656	3	30.044	42.472	3	31.630	42.290	3	32.774	42.326	3	33.862	42.457
3	28.491	42.766	7	2 LAPS	42.279	7	2 LAPS	42.232	7	2 LAPS	42.348	7	2 LAPS	43.078
7	2 LAPS	44.827										15	6 LAPS	3:22.265

Weather / Track : Sunny / Dry

Rockingham Oval  
 Circuit Length = 1.4789 miles  
 Start: 13:59 End: 14:24

# Pickup Truck Racing Championship

## RACE 16 - CLASSIFICATION

POS	NO	CL	NAME	ENTRY	LAPS	TIME	GAP	DIFF	MPH	BEST	ON
1	63		Phil WHITE	Pickup Truck	35	24:20.407			127.59	41.132	18
2	16		Steve DANCE	Pickup Truck	35	24:20.448	0.041	0.041	127.59	40.811	19
3	22		Nic GRINDROD	Pickup Truck	35	24:20.648	0.241	0.200	127.57	41.143	32
4	93		Michael SMITH	Pickup Truck	35	24:20.692	0.285	0.044	127.57	40.796	28
5	98		Anthony HAWKINS	Pickup Truck	35	24:20.722	0.315	0.030	127.57	40.905	21
6	4		Pete STEVENS	Pickup Truck	35	24:20.841	0.434	0.119	127.55	40.836	18
7	69		Lee ROGERS	Pickup Truck	35	24:21.234	0.827	0.393	127.52	40.912	18
8	2		Dave BRIGGS	Pickup Truck	35	24:37.466	17.059	16.232	126.12	41.167	12
9	23		David LONGHURST	Pickup Truck	35	24:41.090	20.683	3.624	125.81	41.719	7
10	3		Julian ARNOLD	Pickup Truck	35	24:41.236	20.829	0.146	125.80	41.371	6
11	24		Richard NOVELL	Pickup Truck	35	24:49.033	28.626	7.797	125.14	41.765	6
12	37		Neil TRESSLER	Pickup Truck	34	24:53.845	1 lap	1 lap	121.17	42.567	4
NOT CLASSIFIED											
DNC	7		Tony MUMFORD	Pickup Truck	17	12:25.279	18 laps	17 laps	121.44	41.345	5
DNC	15		Simon CARR	Pickup Truck	0						
FASTEST LAP											
	93		Michael SMITH	Pickup Truck	28	40.796			130.50 mph	210.02 kph	

Weather / Track : Sunny / Dry

These results are provisional until the conclusion of any judicial and technical matters.

Rockingham Oval  
 Circuit Length = 1.4789 miles  
 Start: 16:15 End: 16:40

Clerk of Course :	Timekeeper :
-------------------	--------------

**Pickup Truck Racing Championship**  
**RACE 16 - LAP CHART**

Lap 1			Lap 2			Lap 3			Lap 4			Lap 5		
No	Behind	Laptime	No	Behind	Laptime	No	Behind	Laptime	No	Behind	Laptime	No	Behind	Laptime
22		43.765	22		41.762	63		41.641	63		41.662	4		41.479
4	0.189	43.954	63	0.194	41.458	4	0.239	41.750	4	0.082	41.505	63	0.152	41.713
3	0.263	44.028	4	0.324	41.897	22	0.367	42.202	22	0.248	41.543	22	0.387	41.700
63	0.498	44.263	16	0.559	41.538	16	0.505	41.781	16	0.517	41.674	16	0.655	41.699
16	0.783	44.548	93	0.689	41.563	93	0.628	41.774	93	0.630	41.664	93	0.882	41.813
69	0.827	44.592	98	0.829	41.516	98	0.824	41.830	98	0.787	41.625	98	1.004	41.778
93	0.888	44.653	69	1.194	42.129	69	1.067	41.708	69	0.916	41.511	69	1.286	41.931
98	1.075	44.840	3	1.307	42.806	3	1.314	41.842	3	1.295	41.643	3	1.784	42.050
24	1.115	44.880	23	1.479	41.856	23	1.405	41.761	2	1.425	41.491	2	1.910	42.046
2	1.340	45.105	24	1.791	42.438	2	1.596	41.481	23	2.054	42.311	23	2.282	41.789
23	1.385	45.150	2	1.950	42.372	24	1.774	41.818	24	2.105	41.993	24	2.383	41.839
7	3.345	47.110	7	3.667	42.084	7	3.510	41.678	7	3.438	41.590	7	3.222	41.345
37	3.659	47.424	37	5.022	43.125	37	6.166	42.979	37	7.071	42.567	37	8.217	42.707

Weather / Track : Sunny / Dry

Rockingham Oval  
 Circuit Length = 1.4789 miles  
 Start: 16:15 End: 16:40

**Pickup Truck Racing Championship**  
**RACE 16 - LAP CHART**

Lap 6			Lap 7			Lap 8			Lap 9			Lap 10		
No	Behind	Laptime	No	Behind	Laptime	No	Behind	Laptime	No	Behind	Laptime	No	Behind	Laptime
63		41.250	63		41.946	63		42.136	63		42.334	63		41.781
4	0.131	41.533	4	0.140	41.955	16	0.093	41.844	16	0.089	42.330	16	0.105	41.797
22	0.324	41.339	16	0.385	41.809	4	0.384	42.380	93	0.240	42.105	93	0.283	41.824
16	0.522	41.269	93	0.584	41.858	93	0.469	42.021	98	0.410	42.116	98	0.423	41.794
93	0.672	41.192	22	0.613	42.235	22	0.609	42.132	4	0.610	42.560	4	0.643	41.814
98	0.853	41.251	98	0.738	41.831	98	0.628	42.026	22	1.117	42.842	22	0.839	41.503
69	1.035	41.151	69	0.918	41.829	69	0.757	41.975	69	1.290	42.867	69	0.987	41.478
3	1.753	41.371	3	1.348	41.541	3	0.936	41.724	2	1.672	42.949	2	1.493	41.602
2	2.037	41.529	2	1.454	41.363	2	1.057	41.739	3	1.983	43.381	3	1.755	41.553
24	2.746	41.765	24	2.707	41.907	23	3.020	42.342	23	2.447	41.761	23	2.578	41.912
23	3.041	42.161	23	2.814	41.719	24	3.139	42.568	24	2.669	41.864	7	3.030	41.872
7	3.293	41.473	7	3.172	41.825	7	3.533	42.497	7	2.939	41.740	24	3.070	42.182
37	9.996	43.181	37	11.143	43.093	37	12.170	43.163	37	12.741	42.905	37	14.311	43.351

Weather / Track : Sunny / Dry

Rockingham Oval  
 Circuit Length = 1.4789 miles  
 Start: 16:15 End: 16:40

**Pickup Truck Racing Championship**  
**RACE 16 - LAP CHART**

Lap 11			Lap 12			Lap 13			Lap 14			Lap 15		
No	Behind	Laptime	No	Behind	Laptime	No	Behind	Laptime	No	Behind	Laptime	No	Behind	Laptime
16		41.710	16		41.303	63		41.894	63		41.995	22		42.464
93	0.131	41.663	93	0.105	41.277	98	0.150	41.872	98	0.155	42.000	93	0.022	42.283
63	0.248	42.063	63	0.255	41.310	93	0.190	42.234	4	0.269	42.000	16	0.143	42.269
98	0.354	41.746	98	0.427	41.376	4	0.264	41.868	22	0.447	41.952	63	0.262	43.173
4	0.620	41.792	4	0.545	41.228	22	0.490	41.913	93	0.650	42.455	69	0.448	42.337
22	0.780	41.756	22	0.726	41.249	16	0.845	42.994	16	0.785	41.935	4	0.664	43.306
69	0.926	41.754	69	0.854	41.231	69	1.142	42.437	69	1.022	41.875	2	0.689	42.404
2	1.089	41.411	2	0.953	41.167	2	1.466	42.662	2	1.196	41.725	98	0.913	43.669
3	1.712	41.772	3	2.197	41.788	3	1.882	41.834	3	1.758	41.871	3	1.036	42.189
23	2.738	41.975	23	3.367	41.932	23	3.208	41.990	23	3.094	41.881	23	2.111	41.928
24	3.416	42.161	24	3.882	41.769	24	4.453	42.720	24	4.932	42.474	24	4.395	42.374
7	3.648	42.433	7	4.163	41.818	7	4.739	42.725	7	5.189	42.445	7	4.643	42.365
37	15.916	43.420	37	18.353	43.740	37	19.993	43.789	37	21.677	43.679	37	22.240	43.474

Weather / Track : Sunny / Dry

Rockingham Oval  
 Circuit Length = 1.4789 miles  
 Start: 16:15 End: 16:40

**Pickup Truck Racing Championship**  
**RACE 16 - LAP CHART**

Lap 16			Lap 17			Lap 18			Lap 19			Lap 20		
No	Behind	Laptime	No	Behind	Laptime	No	Behind	Laptime	No	Behind	Laptime	No	Behind	Laptime
93		41.977	93		41.480	93		41.215	93		41.870	63		41.562
22	0.135	42.134	22	0.138	41.483	22	0.142	41.219	63	0.054	41.656	22	0.183	41.551
63	0.498	42.235	63	0.351	41.333	63	0.268	41.132	22	0.248	41.976	4	0.763	41.640
69	0.990	42.541	69	0.806	41.296	69	0.503	40.912	4	0.739	41.177	98	0.929	41.668
2	1.380	42.690	4	1.811	41.769	4	1.432	40.836	98	0.877	41.051	93	1.267	42.883
4	1.522	42.857	98	1.975	41.786	98	1.696	40.936	69	1.066	42.433	69	1.414	41.964
16	1.560	43.416	2	2.024	42.124	16	3.075	42.184	16	2.016	40.811	16	1.417	41.017
98	1.669	42.755	16	2.106	42.026	2	3.230	42.421	2	2.766	41.406	2	2.723	41.573
3	1.819	42.782	3	2.517	42.178	3	3.620	42.318	3	3.800	42.050	23	4.236	41.983
23	1.933	41.821	23	2.678	42.225	23	3.696	42.233	23	3.869	42.043	3	4.406	42.222
24	4.797	42.401	24	5.820	42.503	24	6.861	42.256	24	7.442	42.451	24	8.125	42.299
7	5.029	42.385	37	27.117	44.252	37	29.545	43.643	37	32.371	44.696	37	34.887	44.132
37	24.345	44.104	7	31.443	1:07.894 P									

Weather / Track : Sunny / Dry

Rockingham Oval  
 Circuit Length = 1.4789 miles  
 Start: 16:15 End: 16:40

**Pickup Truck Racing Championship**  
**RACE 16 - LAP CHART**

Lap 21			Lap 22			Lap 23			Lap 24			Lap 25		
No	Behind	Laptime	No	Behind	Laptime	No	Behind	Laptime	No	Behind	Laptime	No	Behind	Laptime
63		41.253	63		41.344	63		41.345	63		41.878	63		41.563
22	0.183	41.253	22	0.154	41.315	22	0.144	41.335	22	0.151	41.885	22	0.118	41.530
4	0.431	40.921	98	0.392	41.155	98	0.386	41.339	4	0.557	41.818	98	0.798	41.795
98	0.581	40.905	4	0.571	41.484	4	0.617	41.391	98	0.566	42.058	4	1.161	42.167
93	0.930	40.916	93	0.740	41.154	93	0.852	41.457	16	0.638	41.657	16	1.252	42.177
16	1.050	40.886	16	0.868	41.162	16	0.859	41.336	93	0.850	41.876	93	1.411	42.124
69	1.465	41.304	69	1.061	40.940	69	1.040	41.324	69	1.254	42.092	69	1.643	41.952
2	2.959	41.489	2	3.804	42.189	2	4.578	42.119	37	1 LAP	46.052	2	5.172	41.968
3	6.115	42.962	3	7.463	42.692	23	8.817	42.455	2	4.767	42.067	37	1 LAP	44.364
23	6.887	43.904	23	7.707	42.164	3	9.425	43.307	23	9.115	42.176	23	9.941	42.389
24	9.443	42.571	24	10.854	42.755	24	12.250	42.741	3	9.646	42.099	3	10.183	42.100
37	37.715	44.081	37	40.482	44.111				24	12.981	42.609	24	14.076	42.658

Weather / Track : Sunny / Dry

Rockingham Oval  
 Circuit Length = 1.4789 miles  
 Start: 16:15 End: 16:40



**Pickup Truck Racing Championship**  
**RACE 16 - LAP CHART**

Lap 26			Lap 27			Lap 28			Lap 29			Lap 30		
No	Behind	Laptime	No	Behind	Laptime	No	Behind	Laptime	No	Behind	Laptime	No	Behind	Laptime
63		41.455	63		41.331	63		41.498	63		41.369	63		41.483
22	0.178	41.515	22	0.123	41.276	22	0.211	41.586	22	0.132	41.290	22	0.145	41.496
98	0.365	41.022	98	0.376	41.342	16	0.470	41.559	98	0.280	41.171	98	0.307	41.510
16	0.704	40.907	16	0.409	41.036	98	0.478	41.600	16	0.384	41.283	16	0.459	41.558
4	0.711	41.005	4	1.173	41.793	4	0.626	40.951	93	0.763	41.380	93	0.663	41.383
93	0.891	40.935	93	1.454	41.894	93	0.752	40.796	4	0.883	41.626	69	0.942	41.415
69	1.316	41.128	69	1.670	41.685	69	1.148	40.976	69	1.010	41.231	4	0.981	41.581
2	5.958	42.241	2	6.870	42.243	2	7.577	42.205	2	8.606	42.398	2	9.698	42.575
37	1 LAP	43.520	37	1 LAP	43.688	23	13.100	42.328	23	14.156	42.425	23	15.310	42.637
23	11.224	42.738	23	12.270	42.377	3	13.574	42.592	3	14.413	42.208	3	15.519	42.589
3	11.420	42.692	3	12.480	42.391	37	1 LAP	44.715	37	1 LAP	43.469	37	1 LAP	44.188
24	15.659	43.038	24	17.415	43.087	24	18.648	42.731	24	20.095	42.816	24	21.080	42.468

Weather / Track : Sunny / Dry

Rockingham Oval  
 Circuit Length = 1.4789 miles  
 Start: 16:15 End: 16:40

**Pickup Truck Racing Championship**  
**RACE 16 - LAP CHART**

Lap 31			Lap 32			Lap 33			Lap 34			Lap 35		
No	Behind	Laptime	No	Behind	Laptime	No	Behind	Laptime	No	Behind	Laptime	No	Behind	Laptime
63		41.262	63		41.198	63		41.381	63		41.251	63		42.259
22	0.154	41.271	22	0.099	41.143	22	0.136	41.418	22	0.135	41.250	16	0.041	42.067
16	0.290	41.093	16	0.250	41.158	16	0.266	41.397	16	0.233	41.218	22	0.241	42.365
98	0.351	41.306	98	0.579	41.426	93	0.437	41.084	93	0.426	41.240	93	0.285	42.118
93	0.500	41.099	93	0.734	41.432	4	0.835	41.062	98	0.606	40.969	98	0.315	41.968
69	1.277	41.597	4	1.154	40.849	98	0.888	41.690	4	0.794	41.210	4	0.434	41.899
4	1.503	41.784	69	1.172	41.093	69	1.077	41.286	69	1.045	41.219	69	0.827	42.041
2	11.090	42.654	2	12.828	42.936	2	14.261	42.814	2	16.052	43.042	2	17.059	43.266
23	16.517	42.469	23	18.085	42.766	23	19.042	42.338	23	20.121	42.330	23	20.683	42.821
3	16.872	42.615	3	18.314	42.640	3	19.361	42.428	3	20.740	42.630	3	20.829	42.348
37	1 LAP	44.554	24	24.262	42.918	24	26.332	43.451	24	28.017	42.936	24	28.626	42.868
24	22.542	42.724	37	1 LAP	44.794	37	1 LAP	43.934	37	1 LAP	44.154	37	1 LAP	44.797

Weather / Track : Sunny / Dry

Rockingham Oval  
 Circuit Length = 1.4789 miles  
 Start: 16:15 End: 16:40