



DUNLOP GREAT & BRITISH MOTORSPORT FESTIVAL

Snetterton

26th & 27th September 2009



Results Provided by Timing Solutions Ltd
www.tsl-timing.com

Radical Club Cup

QUALIFYING - RACE 1 - CLASSIFICATION

POS	NO	CL	NAME	ENTRY	TIME	ON	LAPS	GAP	DIFF	MPH
1	19	T	KANE/ASHTON	Radical PR6	1:05.546	7	11			107.20
2	16	T	Colin MILLAR	Radical PR6	1:06.044	7	12	0.498	0.498	106.40
3	7	T	Darren LUKE	Radical PR6	1:06.333	7	12	0.787	0.289	105.93
4	3	T	Jonathan WRIGHT	Radical PR6	1:06.416	4	12	0.870	0.083	105.80
5	24	T	Paul STEELE	Radical SR3	1:06.875	11	13	1.329	0.459	105.07
6	20	S	Simon FISH	Radical SR3	1:09.039	12	13	3.493	2.164	101.78
7	18	S	Charles LOUGHRAN	Radical SR3	1:09.091	11	12	3.545	0.052	101.70
8	70	S	David THORBURN	Radical SR3	1:09.181	12	12	3.635	0.090	101.57
9	95	P	Richard STABLES	Radical PR6	1:09.915	9	12	4.369	0.734	100.50
10	61	T	Nigel PLACE	Radical PR6	1:09.939	6	10	4.393	0.024	100.47
11	22	S	Gary BAXTER	Radical SR3	1:10.486	9	12	4.940	0.547	99.69
12	15	S	Richard CARVER	Radical SR3	1:10.631	12	12	5.085	0.145	99.49
13	21	S	Paul MCCLUGHAN	Radical SR3	1:10.822	11	11	5.276	0.191	99.22
14	12	S	Steve BURGESS	Radical SR3	1:10.949	10	12	5.403	0.127	99.04
15	91	T	David FRANKLAND	Radical PR6	1:11.746	10	11	6.200	0.797	97.94
16	37	T	Bill HENDERSON	Radical SR3	1:12.223	10	11	6.677	0.477	97.29
17	25	B	James BREAKELL	Radical SR4	1:12.607	12	12	7.061	0.384	96.78
18	55	B	Rachel DAVIES	Radical SR4	1:12.626	11	12	7.080	0.019	96.75
19	26	C	Mark BOOT	Radical Clubsport	1:14.863	12	12	9.317	2.237	93.86
20	52	P	Nigel COX	Radical PR6	1:14.878	12	12	9.332	0.015	93.84
21	13	C	Simon GARMSTON	Radical Clubsport	1:16.798	9	10	11.252	1.920	91.50
22	32	C	Jon MORRIS	Radical Clubsport	1:18.341	8	10	12.795	1.543	89.69
23	11	C	Ian CHARLES	Radical Clubsport	1:18.824	10	11	13.278	0.483	89.14

Weather / Track : Cloudy / Dry

These results are provisional until the conclusion of any judicial and technical matters.

Snetterton
Circuit Length = 1.9520 miles
Start: 09:05 End: 09:21

Clerk of Course :

Timekeeper :

Radical Club Cup

QUALIFYING - RACE 1 - LAP ANALYSIS

3	Jonathan WRIGHT		T Radical PR6				
1 -	1:41.761	+ 35.345	9:06:49.163	7 -	1:13.045	+ 6.629	9:14:40.643
2 -	1:09.757	+ 3.341	9:07:58.920	8 -	1:07.034	+ 0.618	9:15:47.677
3 -	1:07.249	+ 0.833	9:09:06.169	9 -	1:07.978	+ 1.562	9:16:55.655
4 -	1:06.416		9:10:12.585	10 -	1:06.987	+ 0.571	9:18:02.642
5 -	1:06.849	+ 0.433	9:11:19.434	11 -	1:07.732	+ 1.316	9:19:10.374
6 -	2:08.164 P	+ 1:01.748	9:13:27.598	12 -	1:06.513	+ 0.097	9:20:16.887
7	Darren LUKE		T Radical PR6				
1 -	1:34.465	+ 28.132	9:06:55.191	7 -	1:06.333		9:13:47.906
2 -	1:12.091	+ 5.758	9:08:07.282	8 -	1:10.072	+ 3.739	9:14:57.978
3 -	1:07.997	+ 1.664	9:09:15.279	9 -	1:09.007	+ 2.674	9:16:06.985
4 -	1:07.297	+ 0.964	9:10:22.576	10 -	1:11.695	+ 5.362	9:17:18.680
5 -	1:09.515	+ 3.182	9:11:32.091	11 -	1:06.708	+ 0.375	9:18:25.388
6 -	1:09.482	+ 3.149	9:12:41.573	12 -	1:10.980	+ 4.647	9:19:36.368
11	Ian CHARLES		C Radical Clubsport				
1 -	1:37.406	+ 18.582	9:07:28.076	7 -	1:20.872	+ 2.048	9:15:36.844
2 -	1:24.873	+ 6.049	9:08:52.949	8 -	1:20.796	+ 1.972	9:16:57.640
3 -	1:22.797	+ 3.973	9:10:15.746	9 -	1:19.942	+ 1.118	9:18:17.582
4 -	1:21.341	+ 2.517	9:11:37.087	10 -	1:18.824		9:19:36.406
5 -	1:19.645	+ 0.821	9:12:56.732	11 -	1:20.745	+ 1.921	9:20:57.151
6 -	1:19.240	+ 0.416	9:14:15.972				
12	Steve BURGESS		S Radical SR3				
1 -	1:40.642	+ 29.693	9:07:08.944	7 -	1:12.753	+ 1.804	9:14:34.017
2 -	1:18.156	+ 7.207	9:08:27.100	8 -	1:12.222	+ 1.273	9:15:46.239
3 -	1:17.149	+ 6.200	9:09:44.249	9 -	1:11.145	+ 0.196	9:16:57.384
4 -	1:13.163	+ 2.214	9:10:57.412	10 -	1:10.949		9:18:08.333
5 -	1:12.317	+ 1.368	9:12:09.729	11 -	1:11.837	+ 0.888	9:19:20.170
6 -	1:11.535	+ 0.586	9:13:21.264	12 -	1:11.120	+ 0.171	9:20:31.290
13	Simon GARMSTON		C Radical Clubsport				
1 -	1:37.099	+ 20.301	9:07:26.229	6 -	2:18.159 P	+ 1:01.361	9:15:10.046
2 -	1:24.529	+ 7.731	9:08:50.758	7 -	1:26.947	+ 10.149	9:16:36.993
3 -	1:24.210	+ 7.412	9:10:14.968	8 -	1:17.336	+ 0.538	9:17:54.329
4 -	1:18.979	+ 2.181	9:11:33.947	9 -	1:16.798		9:19:11.127
5 -	1:17.940	+ 1.142	9:12:51.887	10 -	1:16.848	+ 0.050	9:20:27.975
15	Richard CARVER		S Radical SR3				
1 -	1:44.761	+ 34.130	9:07:02.494	7 -	1:11.690	+ 1.059	9:14:25.884
2 -	1:20.620	+ 9.989	9:08:23.114	8 -	1:11.159	+ 0.528	9:15:37.043
3 -	1:14.944	+ 4.313	9:09:38.058	9 -	1:11.832	+ 1.201	9:16:48.875
4 -	1:12.411	+ 1.780	9:10:50.469	10 -	1:10.740	+ 0.109	9:17:59.615
5 -	1:11.957	+ 1.326	9:12:02.426	11 -	1:12.560	+ 1.929	9:19:12.175
6 -	1:11.768	+ 1.137	9:13:14.194	12 -	1:10.631		9:20:22.806
16	Colin MILLAR		T Radical PR6				
1 -	1:42.557	+ 36.513	9:06:52.550	7 -	1:06.044		9:13:48.614
2 -	1:11.911	+ 5.867	9:08:04.461	8 -	1:26.496	+ 20.452	9:15:15.110
3 -	1:07.906	+ 1.862	9:09:12.367	9 -	1:06.112	+ 0.068	9:16:21.222
4 -	1:06.756	+ 0.712	9:10:19.123	10 -	2:11.935 P	+ 1:05.891	9:18:33.157
5 -	1:07.495	+ 1.451	9:11:26.618	11 -	1:11.326	+ 5.282	9:19:44.483
6 -	1:15.952	+ 9.908	9:12:42.570	12 -	1:06.416	+ 0.372	9:20:50.899
18	Charles LOUGHRAN		S Radical SR3				
1 -	1:34.315	+ 25.224	9:07:22.033	7 -	1:11.465	+ 2.374	9:14:52.141
2 -	1:22.760	+ 13.669	9:08:44.793	8 -	1:09.675	+ 0.584	9:16:01.816
3 -	1:20.178	+ 11.087	9:10:04.971	9 -	1:09.468	+ 0.377	9:17:11.284
4 -	1:14.194	+ 5.103	9:11:19.165	10 -	1:09.605	+ 0.514	9:18:20.889
5 -	1:11.219	+ 2.128	9:12:30.384	11 -	1:09.091		9:19:29.980
6 -	1:10.292	+ 1.201	9:13:40.676	12 -	1:09.219	+ 0.128	9:20:39.199

Snetterton
 Circuit Length = 1.9520 miles
 Start: 09:05 End: 09:21

Weather / Track : Cloudy / Dry

Radical Club Cup

QUALIFYING - RACE 1 - LAP ANALYSIS

19	KANE/ASHTON						T	Radical PR6		
1 -	1:39.587	+ 34.041	9:07:09.428	7 -	1:05.546				9:15:28.068	
2 -	1:13.558	+ 8.012	9:08:22.986	8 -	1:05.989	+ 0.443			9:16:34.057	
3 -	1:09.623	+ 4.077	9:09:32.609	9 -	1:05.660	+ 0.114			9:17:39.717	
4 -	1:09.181	+ 3.635	9:10:41.790	10 -	1:19.275	+ 13.729			9:18:58.992	
5 -	2:28.953 P	+ 1:23.407	9:13:10.743	11 -	1:05.843	+ 0.297			9:20:04.835	
6 -	1:11.779	+ 6.233	9:14:22.522							
20	Simon FISH						S	Radical SR3		
1 -	1:30.623	+ 21.584	9:06:54.163	8 -	1:10.880	+ 1.841			9:15:16.260	
2 -	1:15.176	+ 6.137	9:08:09.339	9 -	1:09.684	+ 0.645			9:16:25.944	
3 -	1:12.441	+ 3.402	9:09:21.780	10 -	1:09.199	+ 0.160			9:17:35.143	
4 -	1:11.514	+ 2.475	9:10:33.294	11 -	1:10.480	+ 1.441			9:18:45.623	
5 -	1:11.000	+ 1.961	9:11:44.294	12 -	1:09.039				9:19:54.662	
6 -	1:10.781	+ 1.742	9:12:55.075	13 -	1:09.189	+ 0.150			9:21:03.851	
7 -	1:10.305	+ 1.266	9:14:05.380							
21	Paul MCCLUGHAN						S	Radical SR3		
1 -	1:42.487	+ 31.665	9:06:55.109	7 -	2:25.155 P	+ 1:14.333			9:15:32.162	
2 -	1:19.890	+ 9.068	9:08:14.999	8 -	1:19.015	+ 8.193			9:16:51.177	
3 -	1:14.591	+ 3.769	9:09:29.590	9 -	1:11.264	+ 0.442			9:18:02.441	
4 -	1:12.741	+ 1.919	9:10:42.331	10 -	1:11.748	+ 0.926			9:19:14.189	
5 -	1:12.398	+ 1.576	9:11:54.729	11 -	1:10.822				9:20:25.011	
6 -	1:12.278	+ 1.456	9:13:07.007							
22	Gary BAXTER						S	Radical SR3		
1 -	1:37.173	+ 26.687	9:07:11.446	7 -	1:12.180	+ 1.694			9:14:34.362	
2 -	1:16.920	+ 6.434	9:08:28.366	8 -	1:10.772	+ 0.286			9:15:45.134	
3 -	1:16.633	+ 6.147	9:09:44.999	9 -	1:10.486				9:16:55.620	
4 -	1:13.766	+ 3.280	9:10:58.765	10 -	1:12.445	+ 1.959			9:18:08.065	
5 -	1:11.746	+ 1.260	9:12:10.511	11 -	1:15.070	+ 4.584			9:19:23.135	
6 -	1:11.671	+ 1.185	9:13:22.182	12 -	1:12.824	+ 2.338			9:20:35.959	
24	Paul STEELE						T	Radical SR3		
1 -	1:40.989	+ 34.114	9:06:50.171	8 -	1:09.256	+ 2.381			9:14:56.354	
2 -	1:11.635	+ 4.760	9:08:01.806	9 -	1:09.041	+ 2.166			9:16:05.395	
3 -	1:08.655	+ 1.780	9:09:10.461	10 -	1:07.073	+ 0.198			9:17:12.468	
4 -	1:07.432	+ 0.557	9:10:17.893	11 -	1:06.875				9:18:19.343	
5 -	1:08.471	+ 1.596	9:11:26.364	12 -	1:15.305	+ 8.430			9:19:34.648	
6 -	1:13.501	+ 6.626	9:12:39.865	13 -	1:07.452	+ 0.577			9:20:42.100	
7 -	1:07.233	+ 0.358	9:13:47.098							
25	James BREAKELL						B	Radical SR4		
1 -	1:37.084	+ 24.477	9:07:17.399	7 -	1:13.007	+ 0.400			9:14:53.045	
2 -	1:21.748	+ 9.141	9:08:39.147	8 -	1:13.772	+ 1.165			9:16:06.817	
3 -	1:18.268	+ 5.661	9:09:57.415	9 -	1:13.602	+ 0.995			9:17:20.419	
4 -	1:15.236	+ 2.629	9:11:12.651	10 -	1:13.259	+ 0.652			9:18:33.678	
5 -	1:14.059	+ 1.452	9:12:26.710	11 -	1:14.196	+ 1.589			9:19:47.874	
6 -	1:13.328	+ 0.721	9:13:40.038	12 -	1:12.607				9:21:00.481	
26	Mark BOOT						C	Radical Clubsport		
1 -	1:38.627	+ 23.764	9:07:14.236	7 -	1:16.110	+ 1.247			9:14:59.776	
2 -	1:22.253	+ 7.390	9:08:36.489	8 -	1:15.490	+ 0.627			9:16:15.266	
3 -	1:19.046	+ 4.183	9:09:55.535	9 -	1:15.943	+ 1.080			9:17:31.209	
4 -	1:16.386	+ 1.523	9:11:11.921	10 -	1:15.307	+ 0.444			9:18:46.516	
5 -	1:16.064	+ 1.201	9:12:27.985	11 -	1:15.029	+ 0.166			9:20:01.545	
6 -	1:15.681	+ 0.818	9:13:43.666	12 -	1:14.863				9:21:16.408	
32	Jon MORRIS						C	Radical Clubsport		
1 -	2:42.785 P	+ 1:24.444	9:08:20.466	6 -	1:19.537	+ 1.196			9:15:22.914	
2 -	1:39.922	+ 21.581	9:10:00.388	7 -	1:18.543	+ 0.202			9:16:41.457	
3 -	1:21.850	+ 3.509	9:11:22.238	8 -	1:18.341				9:17:59.798	
4 -	1:22.645	+ 4.304	9:12:44.883	9 -	1:19.787	+ 1.446			9:19:19.585	

Snetterton
 Circuit Length = 1.9520 miles
 Start: 09:05 End: 09:21

Weather / Track : Cloudy / Dry

Radical Club Cup

QUALIFYING - RACE 1 - LAP ANALYSIS

5 -	1:18.494	+ 0.153	9:14:03.377	10 -	1:20.890	+ 2.549	9:20:40.475
37	Bill HENDERSON		T	Radical SR3			
1 -	1:33.716	+ 21.493	9:07:12.299	7 -	1:15.934	+ 3.711	9:15:33.232
2 -	1:16.885	+ 4.662	9:08:29.184	8 -	1:20.476	+ 8.253	9:16:53.708
3 -	1:17.192	+ 4.969	9:09:46.376	9 -	1:13.952	+ 1.729	9:18:07.660
4 -	1:54.497 P	+ 42.274	9:11:40.873	10 -	1:12.223		9:19:19.883
5 -	1:22.154	+ 9.931	9:13:03.027	11 -	1:23.669	+ 11.446	9:20:43.552
6 -	1:14.271	+ 2.048	9:14:17.298				
52	Nigel COX		P	Radical PR6			
1 -	1:44.888	+ 30.010	9:07:04.929	7 -	1:17.580	+ 2.702	9:14:57.500
2 -	1:20.536	+ 5.658	9:08:25.465	8 -	1:17.090	+ 2.212	9:16:14.590
3 -	1:19.178	+ 4.300	9:09:44.643	9 -	1:15.959	+ 1.081	9:17:30.549
4 -	1:19.969	+ 5.091	9:11:04.612	10 -	1:16.135	+ 1.257	9:18:46.684
5 -	1:18.068	+ 3.190	9:12:22.680	11 -	1:15.033	+ 0.155	9:20:01.717
6 -	1:17.240	+ 2.362	9:13:39.920	12 -	1:14.878		9:21:16.595
55	Rachel DAVIES		B	Radical SR4			
1 -	1:40.091	+ 27.465	9:07:02.337	7 -	1:14.235	+ 1.609	9:14:35.324
2 -	1:18.407	+ 5.781	9:08:20.744	8 -	1:14.438	+ 1.812	9:15:49.762
3 -	1:18.391	+ 5.765	9:09:39.135	9 -	1:13.316	+ 0.690	9:17:03.078
4 -	1:14.923	+ 2.297	9:10:54.058	10 -	1:13.358	+ 0.732	9:18:16.436
5 -	1:13.923	+ 1.297	9:12:07.981	11 -	1:12.626		9:19:29.062
6 -	1:13.108	+ 0.482	9:13:21.089	12 -	1:12.706	+ 0.080	9:20:41.768
61	Nigel PLACE		T	Radical PR6			
1 -	1:38.005	+ 28.066	9:07:05.022	6 -	1:09.939		9:13:08.000
2 -	1:16.481	+ 6.542	9:08:21.503	7 -	3:46.239 P	+ 2:36.300	9:16:54.239
3 -	1:14.878	+ 4.939	9:09:36.381	8 -	1:15.460	+ 5.521	9:18:09.699
4 -	1:11.284	+ 1.345	9:10:47.665	9 -	1:11.135	+ 1.196	9:19:20.834
5 -	1:10.396	+ 0.457	9:11:58.061	10 -	1:12.611	+ 2.672	9:20:33.445
70	David THORBURN		S	Radical SR3			
1 -	1:42.391	+ 33.210	9:07:07.874	7 -	1:19.882	+ 10.701	9:14:32.005
2 -	1:18.280	+ 9.099	9:08:26.154	8 -	1:12.275	+ 3.094	9:15:44.280
3 -	1:13.730	+ 4.549	9:09:39.884	9 -	1:10.123	+ 0.942	9:16:54.403
4 -	1:11.598	+ 2.417	9:10:51.482	10 -	1:12.128	+ 2.947	9:18:06.531
5 -	1:10.874	+ 1.693	9:12:02.356	11 -	1:10.196	+ 1.015	9:19:16.727
6 -	1:09.767	+ 0.586	9:13:12.123	12 -	1:09.181		9:20:25.908
91	David FRANKLAND		T	Radical PR6			
1 -	1:42.598	+ 30.852	9:06:53.447	7 -	1:16.333	+ 4.587	9:15:33.499
2 -	1:14.364	+ 2.618	9:08:07.811	8 -	1:12.270	+ 0.524	9:16:45.769
3 -	1:12.940	+ 1.194	9:09:20.751	9 -	1:12.346	+ 0.600	9:17:58.115
4 -	1:12.645	+ 0.899	9:10:33.396	10 -	1:11.746		9:19:09.861
5 -	1:12.876	+ 1.130	9:11:46.272	11 -	1:11.935	+ 0.189	9:20:21.796
6 -	2:30.894 P	+ 1:19.148	9:14:17.166				
95	Richard STABLES		P	Radical PR6			
1 -	1:38.870	+ 28.955	9:07:10.509	7 -	1:20.273	+ 10.358	9:14:42.893
2 -	1:16.877	+ 6.962	9:08:27.386	8 -	1:10.866	+ 0.951	9:15:53.759
3 -	1:18.194	+ 8.279	9:09:45.580	9 -	1:09.915		9:17:03.674
4 -	1:15.084	+ 5.169	9:11:00.664	10 -	1:10.644	+ 0.729	9:18:14.318
5 -	1:11.080	+ 1.165	9:12:11.744	11 -	1:10.317	+ 0.402	9:19:24.635
6 -	1:10.876	+ 0.961	9:13:22.620	12 -	1:13.407	+ 3.492	9:20:38.042

Snetterton
 Circuit Length = 1.9520 miles
 Start: 09:05 End: 09:21

Weather / Track : Cloudy / Dry

Radical Club Cup

RACE 1 - GRID

ROW 12	1:18.824 11 Ian CHARLES	
ROW 11	1:16.798 13 Simon GARMSTON	1:18.341 32 Jon MORRIS
ROW 10	1:14.863 26 Mark BOOT	1:14.878 52 Nigel COX
ROW 9	1:12.607 25 James BREAKELL	1:12.626 55 Rachel DAVIES
ROW 8	1:11.746 91 David FRANKLAND	1:12.223 37 Bill HENDERSON
ROW 7	1:10.822 21 Paul MCCLUGHAN	1:10.949 12 Steve BURGESS
ROW 6	1:10.486 22 Gary BAXTER	1:10.631 15 Richard CARVER
ROW 5	1:09.915 95 Richard STABLES	1:09.939 61 Nigel PLACE
ROW 4	1:09.091 18 Charles LOUGHRAN	1:09.181 70 David THORBURN
ROW 3	1:06.875 24 Paul STEELE	1:09.039 20 Simon FISH
ROW 2	1:06.333 7 Darren LUKE	1:06.416 3 Jonathan WRIGHT
ROW 1	1:05.546 39 Tom ASHTON	1:06.044 16 Colin MILLAR

Pole

Snetterton
Circuit Length = 1.9520 miles

These results are provisional until the conclusion of any judicial and technical matters.

Clerk of Course :

Timekeeper :

Radical Club Cup

RACE 1 - CLASSIFICATION

POS	NO	CL	NAME	ENTRY	LAPS	TIME	GAP	DIFF	MPH	BEST	ON
1	39	S	Tom ASHTON	Radical PR6	18	20:02.637			105.17	1:05.679	4
2	16	T	Colin MILLAR	Radical PR6	18	20:08.295	5.658	5.658	104.68	1:05.772	5
3	3	T	Jonathan WRIGHT	Radical PR6	18	20:14.400	11.763	6.105	104.15	1:06.169	5
4	7	T	Darren LUKE	Radical PR6	18	20:25.524	22.887	11.124	103.21	1:06.418	4
5	24	T	Paul STEELE	Radical SR3	18	20:25.755	23.118	0.231	103.19	1:06.779	6
6	61	T	Nigel PLACE	Radical PR6	18	21:02.097	59.460	36.342	100.22	1:08.682	9
7	20	S	Simon FISH	Radical SR3	18	21:15.959	1:13.322	13.862	99.13	1:09.503	15
8	95	P	Richard STABLES	Radical PR6	18	21:16.171	1:13.534	0.212	99.11	1:09.464	15
9	70	S	David THORBURN	Radical SR3	18	21:17.279	1:14.642	1.108	99.02	1:09.264	9
10	12	S	Steve BURGESS	Radical SR3	17	20:10.947	1 lap	1 lap	98.65	1:09.470	10
11	21	S	Paul MCCLUGHAN	Radical SR3	17	20:25.700	1 lap	14.753	97.46	1:10.038	10
12	22	S	Gary BAXTER	Radical SR3	17	20:29.124	1 lap	3.424	97.19	1:10.561	9
13	91	T	David FRANKLAND	Radical PR6	17	20:30.954	1 lap	1.830	97.04	1:10.679	11
14	37	T	Bill HENDERSON	Radical SR3	17	20:37.200	1 lap	6.246	96.55	1:10.562	7
15	25	B	James BREAKELL	Radical SR4	17	21:03.521	1 lap	26.321	94.54	1:11.992	8
16	55	B	Rachel DAVIES	Radical SR4	17	21:11.434	1 lap	7.913	93.95	1:12.740	3
17	52	P	Nigel COX	Radical PR6	16	20:09.551	2 laps	1 lap	92.95	1:13.652	11
18	26	C	Mark BOOT	Radical Clubsport	16	20:22.450	2 laps	12.899	91.97	1:14.626	5
19	32	C	Jon MORRIS	Radical Clubsport	16	20:43.494	2 laps	21.044	90.41	1:14.864	8
20	13	C	Simon GARMSTON	Radical Clubsport	16	20:44.950	2 laps	1.456	90.31	1:15.843	12

NOT CLASSIFIED

DNF	18	S	Charles LOUGHRAN	Radical SR3	14	16:32.381	4 laps	2 laps	99.13	1:08.437	11
DNF	11	C	Ian CHARLES	Radical Clubsport	14	19:36.227	4 laps	3:03.846	83.63	1:18.189	10
DNF	15	S	Richard CARVER	Radical SR3	0						

FASTEST LAP

39	S	Tom ASHTON	Radical PR6	4	1:05.679	106.99 mph	172.18 kph
16	T	Colin MILLAR	Radical PR6	5	1:05.772	106.84 mph	171.94 kph
95	P	Richard STABLES	Radical PR6	15	1:09.464	101.16 mph	162.80 kph
25	B	James BREAKELL	Radical SR4	8	1:11.992	97.60 mph	157.08 kph
26	C	Mark BOOT	Radical Clubsport	5	1:14.626	94.16 mph	151.54 kph

Weather / Track : Cloudy / Dry

These results are provisional until the conclusion of any judicial and technical matters.

Snetterton
Circuit Length = 1.9520 miles
Start: 11:54 End: 12:16

Clerk of Course :

Timekeeper :

Radical Club Cup

RACE 1 - LAP CHART

Lap 1			Lap 2			Lap 3			Lap 4			Lap 5		
No	Behind	Laptime	No	Behind	Laptime	No	Behind	Laptime	No	Behind	Laptime	No	Behind	Laptime
39		1:12.425	39		1:06.934	39		1:06.042	39		1:05.679	39		1:05.765
16	0.668	1:13.093	16	0.956	1:07.222	16	0.753	1:05.839	16	1.148	1:06.074	16	1.155	1:05.772
3	1.298	1:13.723	3	1.227	1:06.863	3	1.703	1:06.518	3	2.388	1:06.364	3	2.792	1:06.169
7	3.308	1:15.733	7	3.634	1:07.260	7	4.389	1:06.797	7	5.128	1:06.418	7	5.974	1:06.611
24	3.618	1:16.043	24	4.486	1:07.802	24	5.669	1:07.225	24	7.210	1:07.220	24	8.448	1:07.003
61	6.758	1:19.183	61	9.788	1:09.964	61	13.678	1:09.932	61	17.499	1:09.500	61	20.625	1:08.891
20	7.449	1:19.874	20	12.091	1:11.576	20	16.141	1:10.092	20	20.789	1:10.327	20	24.954	1:09.930
95	7.478	1:19.903	95	12.485	1:11.941	95	17.012	1:10.569	95	21.495	1:10.162	95	26.067	1:10.337
70	8.292	1:20.717	12	13.578	1:11.912	70	18.421	1:10.844	70	22.451	1:09.709	70	26.480	1:09.794
12	8.600	1:21.025	70	13.619	1:12.261	12	18.528	1:10.992	12	23.358	1:10.509	12	27.881	1:10.288
91	9.393	1:21.818	91	14.377	1:11.918	91	19.602	1:11.267	91	26.201	1:12.278	18	31.467	1:10.253
18	10.032	1:22.457	18	15.736	1:12.638	18	20.212	1:10.518	18	26.979	1:12.446	91	31.703	1:11.267
22	10.942	1:23.367	22	16.437	1:12.429	22	21.697	1:11.302	22	27.625	1:11.607	22	32.492	1:10.632
25	12.799	1:25.224	21	18.617	1:12.555	21	24.847	1:12.272	21	29.964	1:10.796	21	35.042	1:10.843
21	12.996	1:25.421	25	18.908	1:13.043	25	26.098	1:13.232	25	32.472	1:12.053	25	38.802	1:12.095
37	13.616	1:26.041	37	19.938	1:13.256	37	26.632	1:12.736	37	32.771	1:11.818	37	38.822	1:11.816
55	13.634	1:26.059	55	20.722	1:14.022	55	27.420	1:12.740	55	34.770	1:13.029	55	42.173	1:13.168
52	15.050	1:27.475	52	23.013	1:14.897	52	32.305	1:15.334	52	41.657	1:15.031	52	50.425	1:14.533
26	16.168	1:28.593	26	25.183	1:15.949	26	34.655	1:15.514	26	44.092	1:15.116	26	52.953	1:14.626
13	16.890	1:29.315	32	26.529	1:15.987	32	37.759	1:17.272	13	49.393	1:17.239	32	1:00.399	1:15.775
32	17.476	1:29.901	13	27.324	1:17.368	13	37.833	1:16.551	32	50.389	1:18.309	13	1:01.201	1:17.573
11	18.613	1:31.038	11	30.435	1:18.756	11	43.566	1:19.173	11	57.360	1:19.473			

Radical Club Cup

RACE 1 - LAP CHART

Lap 6			Lap 7			Lap 8			Lap 9			Lap 10		
No	Behind	Laptime	No	Behind	Laptime	No	Behind	Laptime	No	Behind	Laptime	No	Behind	Laptime
39		1:06.157	39		1:06.827	39		1:06.737	39		1:05.733	39		1:06.498
16	1.834	1:06.836	16	2.263	1:07.256	16	1.660	1:06.134	16	2.104	1:06.177	16	2.409	1:06.803
3	2.947	1:06.312	3	3.352	1:07.232	3	3.046	1:06.431	3	4.036	1:06.723	55	1 LAP	1:13.875
11	1 LAP	1:19.640	32	1 LAP	1:16.530	26	1 LAP	1:15.121	52	1 LAP	1:14.820	3	4.039	1:06.501
7	6.260	1:06.443	13	1 LAP	1:16.949	7	7.476	1:06.967	7	8.743	1:07.000	7	8.705	1:06.460
24	9.070	1:06.779	7	7.246	1:07.813	24	10.210	1:07.485	24	12.048	1:07.571	24	12.478	1:06.928
61	23.825	1:09.357	24	9.462	1:07.219	32	1 LAP	1:16.162	26	1 LAP	1:15.795	52	1 LAP	1:14.888
20	28.368	1:09.571	11	1 LAP	1:28.021	13	1 LAP	1:16.486	32	1 LAP	1:14.864	26	1 LAP	1:14.664
95	29.516	1:09.606	61	26.343	1:09.345	61	28.503	1:08.897	13	1 LAP	1:16.209	32	1 LAP	1:16.549
70	30.130	1:09.807	20	31.248	1:09.707	20	34.524	1:10.013	61	31.452	1:08.682	61	34.353	1:09.399
12	32.168	1:10.444	95	32.272	1:09.583	95	35.428	1:09.893	20	38.375	1:09.584	13	1 LAP	1:16.451
18	34.278	1:08.968	70	32.975	1:09.672	70	36.281	1:10.043	95	39.257	1:09.562	20	41.482	1:09.605
91	36.933	1:11.387	12	35.571	1:10.230	18	39.036	1:09.502	70	39.812	1:09.264	95	42.361	1:09.602
22	37.628	1:11.293	18	36.271	1:08.820	12	39.257	1:10.423	18	42.516	1:09.213	70	43.224	1:09.910
21	39.137	1:10.252	91	41.801	1:11.695	11	1 LAP	1:22.092	12	43.396	1:09.872	18	44.953	1:08.935
37	43.247	1:10.582	22	42.329	1:11.528	22	48.431	1:12.839	22	53.259	1:10.561	12	46.368	1:09.470
25	45.021	1:12.376	21	42.927	1:10.617	21	49.472	1:13.282	21	54.924	1:11.185	22	57.461	1:10.700
55	49.280	1:13.264	37	46.982	1:10.562	91	49.634	1:14.570	91	55.732	1:11.831	21	58.464	1:10.038
52	58.519	1:14.251	25	50.254	1:12.060	37	50.912	1:10.667	37	56.216	1:11.037	91	1:00.390	1:11.156
26	1:01.844	1:15.048	55	55.575	1:13.122	25	55.509	1:11.992	11	1 LAP	1:21.680	37	1:00.742	1:11.024
			52	1:06.288	1:14.596	55	1:01.787	1:12.949	25	1:02.894	1:13.118			

Radical Club Cup

RACE 1 - LAP CHART

Lap 11			Lap 12			Lap 13			Lap 14			Lap 15		
No	Behind	Laptime	No	Behind	Laptime	No	Behind	Laptime	No	Behind	Laptime	No	Behind	Laptime
39		1:05.921	39		1:06.404	39		1:07.036	39		1:06.422	39		1:06.670
16	2.966	1:06.478	16	3.473	1:06.911	21	1 LAP	1:10.680	13	2 LAPS	1:15.843	16	4.973	1:07.461
3	5.344	1:07.226	3	6.689	1:07.749	22	1 LAP	1:11.299	16	4.182	1:07.298	32	2 LAPS	1:16.479
25	1 LAP	1:16.033	7	13.361	1:08.251	91	1 LAP	1:11.556	21	1 LAP	1:10.557	21	1 LAP	1:11.921
7	11.514	1:08.730	25	1 LAP	1:14.168	16	3.306	1:06.869	22	1 LAP	1:12.394	3	9.818	1:08.010
55	1 LAP	1:15.866	24	15.142	1:07.772	37	1 LAP	1:11.683	3	8.478	1:07.617	13	2 LAPS	1:17.102
24	13.774	1:07.217	55	1 LAP	1:14.077	3	7.283	1:07.630	91	1 LAP	1:11.796	22	1 LAP	1:12.043
11	2 LAPS	1:29.298	11	2 LAPS	1:18.189	7	14.828	1:08.503	37	1 LAP	1:11.524	91	1 LAP	1:11.964
52	1 LAP	1:14.050	52	1 LAP	1:13.652	24	16.534	1:08.428	7	16.231	1:07.825	11	3 LAPS	1:29.031
26	1 LAP	1:15.676	26	1 LAP	1:15.331	25	1 LAP	1:14.269	24	17.294	1:07.182	37	1 LAP	1:11.679
61	38.178	1:09.746	61	40.640	1:08.866	55	1 LAP	1:14.153	25	1 LAP	1:13.595	7	16.601	1:07.040
32	1 LAP	1:16.117	20	49.251	1:10.381	52	1 LAP	1:13.941	55	1 LAP	1:13.386	24	17.728	1:07.104
20	45.274	1:09.713	95	49.745	1:09.901	61	43.485	1:09.881	61	46.891	1:09.828	25	1 LAP	1:13.476
95	46.248	1:09.808	70	50.565	1:10.104	26	1 LAP	1:15.991	52	1 LAP	1:14.457	55	1 LAP	1:14.392
13	1 LAP	1:17.188	18	51.979	1:10.914	20	52.605	1:10.390	20	56.335	1:10.152	61	49.317	1:09.096
70	46.865	1:09.562	32	1 LAP	1:17.218	95	53.250	1:10.541	95	56.854	1:10.026	52	1 LAP	1:17.630
18	47.469	1:08.437	12	54.223	1:10.113	70	53.701	1:10.172	70	57.459	1:10.180	20	59.168	1:09.503
12	50.514	1:10.067	13	1 LAP	1:17.584	18	54.290	1:09.347	18	57.801	1:09.933	95	59.648	1:09.464
22	1:02.399	1:10.859				12	57.417	1:10.230	26	1 LAP	1:18.111	70	1:00.249	1:09.460
21	1:02.935	1:10.392				11	2 LAPS	1:38.907	12	1:02.405	1:11.410	12	1:06.865	1:11.130
91	1:05.148	1:10.679				32	1 LAP	1:15.593						
37	1:06.078	1:11.257												


Radical Club Cup

RACE 1 - LAP CHART

Lap 16			Lap 17			Lap 18		
No	Behind	Laptime	No	Behind	Laptime	No	Behind	Laptime
39		1:07.289	39		1:07.437	39		1:06.661
26	2 LAPS	1:15.567	12	1 LAP	1:12.189	16	5.658	1:07.811
16	4.973	1:07.289	16	4.508	1:06.972	52	2 LAPS	1:15.144
3	10.263	1:07.734	3	10.223	1:07.397	12	1 LAP	1:10.643
21	1 LAP	1:12.025	26	2 LAPS	1:15.564	3	11.763	1:08.201
32	2 LAPS	1:18.374	21	1 LAP	1:11.178	26	2 LAPS	1:15.784
22	1 LAP	1:12.486	7	20.713	1:09.263	7	22.887	1:08.835
91	1 LAP	1:11.623	24	21.260	1:09.364	21	1 LAP	1:11.686
7	18.887	1:09.575	22	1 LAP	1:12.795	24	23.118	1:08.519
24	19.333	1:08.894	91	1 LAP	1:12.373	22	1 LAP	1:10.990
37	1 LAP	1:13.924	37	1 LAP	1:11.218	91	1 LAP	1:11.776
13	2 LAPS	1:18.152	32	2 LAPS	1:17.678	37	1 LAP	1:16.376
11	3 LAPS	1:21.437	13	2 LAPS	1:16.441	32	2 LAPS	1:20.686
25	1 LAP	1:14.021	11	3 LAPS	1:19.492	13	2 LAPS	1:18.499
55	1 LAP	1:14.025	25	1 LAP	1:13.639	61	59.460	1:12.707
61	51.771	1:09.743	61	53.414	1:09.080	25	1 LAP	1:19.127
20	1:02.456	1:10.577	55	1 LAP	1:14.284	55	1 LAP	1:19.023
95	1:02.602	1:10.243	20	1:05.358	1:10.339	20	1:13.322	1:14.625
70	1:03.187	1:10.227	95	1:05.722	1:10.557	95	1:13.534	1:14.473
52	1 LAP	1:14.852	70	1:06.241	1:10.491	70	1:14.642	1:15.062

Radical Club Cup

RACE 7 - GRID

ROW 12	19 Gary KANE	
ROW 11	11 Ian CHARLES	15 Richard CARVER
ROW 10	13 Simon GARMSTON	18 Charles LOUGHRAN
ROW 9	26 Mark BOOT	32 Jon MORRIS
ROW 8	55 Rachel DAVIES	52 Nigel COX
ROW 7	37 Bill HENDERSON	25 James BREAKELL
ROW 6	22 Gary BAXTER	91 David FRANKLAND
ROW 5	12 Steve BURGESS	21 Paul MCCLUGHAN
ROW 4	95 Richard STABLES	70 David THORBURN
ROW 3	61 Nigel PLACE	20 Simon FISH
ROW 2	7 Darren LUKE	24 Paul STEELE
ROW 1	16 Colin MILLAR	3 Jonathan WRIGHT
Pole		
		

Snetterton
Circuit Length = 1.9520 miles

These results are provisional until the conclusion of any judicial and technical matters.

Clerk of Course :		Timekeeper :

Radical Club Cup

RACE 7 - CLASSIFICATION

POS	NO	CL	NAME	ENTRY	LAPS	TIME	GAP	DIFF	MPH	BEST	ON
1	16	T	Colin MILLAR	Radical PR6	18	20:40.177			101.99	1:07.320	2
2	3	T	Jonathan WRIGHT	Radical PR6	18	20:50.059	9.882	9.882	101.18	1:07.820	2
3	61	T	Nigel PLACE	Radical PR6	18	21:13.631	33.454	23.572	99.31	1:09.423	13
4	20	S	Simon FISH	Radical SR3	18	21:18.462	38.285	4.831	98.93	1:10.100	15
5	95	P	Richard STABLES	Radical PR6	18	21:20.392	40.215	1.930	98.78	1:09.505	15
6	70	S	David THORBURN	Radical SR3	18	21:21.805	41.628	1.413	98.67	1:09.766	15
7	18	S	Charles LOUGHRAN	Radical SR3	18	21:22.283	42.106	0.478	98.64	1:08.648	16
8	22	S	Gary BAXTER	Radical SR3	18	21:34.127	53.950	11.844	97.74	1:10.034	16
9	21	S	Paul MCCLUGHAN	Radical SR3	18	21:37.750	57.573	3.623	97.46	1:10.461	15
10	15	S	Richard CARVER	Radical SR3	18	21:39.600	59.423	1.850	97.32	1:09.302	17
11	55	B	Rachel DAVIES	Radical SR4	17	21:02.939	1 lap	1 lap	94.58	1:13.125	2
12	52	P	Nigel COX	Radical PR6	17	21:29.147	1 lap	26.208	92.66	1:13.890	15
13	32	C	Jon MORRIS	Radical Clubsport	16	20:57.915	2 laps	1 lap	89.38	1:16.931	9
14	13	C	Simon GARMSTON	Radical Clubsport	16	21:32.075	2 laps	34.160	87.01	1:18.198	5
15	11	C	Ian CHARLES	Radical Clubsport	16	21:44.051	2 laps	11.976	86.21	1:18.076	13

NOT CLASSIFIED

DNF	25	B	James BREAKELL	Radical SR4	13	16:03.747	5 laps	3 laps	94.78	1:11.621	10
DNF	7	T	Darren LUKE	Radical PR6	7	9:12.726	11 laps	6 laps	88.99	1:07.385	2
DNF	12	S	Steve BURGESS	Radical SR3	3	5:59.723	15 laps	4 laps	58.60	1:11.461	2
DNF	26	C	Mark BOOT	Radical Clubsport	2	2:47.631	16 laps	1 lap	83.84	1:17.795	2

FASTEST LAP

16	T	Colin MILLAR	Radical PR6	2	1:07.320	104.38 mph	167.98 kph
18	S	Charles LOUGHRAN	Radical SR3	16	1:08.648	102.36 mph	164.73 kph
95	P	Richard STABLES	Radical PR6	15	1:09.505	101.10 mph	162.70 kph
25	B	James BREAKELL	Radical SR4	10	1:11.621	98.11 mph	157.90 kph
32	C	Jon MORRIS	Radical Clubsport	9	1:16.931	91.34 mph	147.00 kph

Weather / Track : Bright / Dry

These results are provisional until the conclusion of any judicial and technical matters.

Snetterton
Circuit Length = 1.9520 miles
Start: 17:01 End: 17:23

Clerk of Course :

Timekeeper :

Radical Club Cup

RACE 7 - LAP CHART

Lap 1			Lap 2			Lap 3			Lap 4			Lap 5		
No	Behind	Laptime	No	Behind	Laptime	No	Behind	Laptime	No	Behind	Laptime	No	Behind	Laptime
16		1:14.681	16		1:07.320	16		1:07.610	16		1:07.863	16		1:07.740
7	0.621	1:15.302	7	0.686	1:07.385	7	0.613	1:07.537	7	0.373	1:07.623	7	0.553	1:07.920
3	1.055	1:15.736	3	1.555	1:07.820	3	2.194	1:08.249	3	2.843	1:08.512	3	3.953	1:08.850
61	3.841	1:18.522	61	7.914	1:11.393	61	11.179	1:10.875	61	13.817	1:10.501	61	15.820	1:09.743
20	4.721	1:19.402	20	8.800	1:11.399	20	12.025	1:10.835	20	14.871	1:10.709	20	17.813	1:10.682
95	5.301	1:19.982	95	9.459	1:11.478	95	12.869	1:11.020	95	16.222	1:11.216	95	18.964	1:10.482
12	5.645	1:20.326	12	9.786	1:11.461	70	14.762	1:10.867	70	17.175	1:10.276	70	19.238	1:09.803
21	6.950	1:21.631	70	11.505	1:11.628	21	17.465	1:12.425	21	21.461	1:11.859	21	25.328	1:11.607
70	7.197	1:21.878	21	12.650	1:13.020	22	18.255	1:11.923	22	22.228	1:11.836	22	26.271	1:11.783
22	8.473	1:23.154	22	13.942	1:12.789	55	20.904	1:13.792	18	23.945	1:10.753	18	26.525	1:10.320
55	8.917	1:23.598	55	14.722	1:13.125	18	21.055	1:12.161	55	27.180	1:14.139	55	33.142	1:13.702
18	11.464	1:26.145	18	16.504	1:12.360	25	27.091	1:14.445	25	32.005	1:12.777	25	37.015	1:12.750
52	12.608	1:27.289	25	20.256	1:14.320	12	27.778	1:25.602	15	34.039	1:12.544	15	37.709	1:11.410
13	12.716	1:27.397	52	21.602	1:16.314	15	29.358	1:13.849	52	37.906	1:15.325	52	44.961	1:14.795
25	13.256	1:27.937	15	23.119	1:15.474	52	30.444	1:16.452	32	46.897	1:17.622	32	56.473	1:17.316
15	14.965	1:29.646	13	24.727	1:19.331	13	37.069	1:19.952	13	49.434	1:20.228	13	59.892	1:18.198
26	15.155	1:29.836	26	25.630	1:17.795	32	37.138	1:17.441	11	56.353	1:22.019			
32	15.640	1:30.321	32	27.307	1:18.987	11	42.197	1:19.893						
11	17.069	1:31.750	11	29.914	1:20.165									

Radical Club Cup

RACE 7 - LAP CHART

Lap 6			Lap 7			Lap 8			Lap 9			Lap 10		
No	Behind	Laptime	No	Behind	Laptime	No	Behind	Laptime	No	Behind	Laptime	No	Behind	Laptime
7		1:07.577	16		1:07.799	16		1:07.480	16		1:08.139	16		1:10.582
16	0.039	1:08.169	7	1.175	1:09.013	32	1 LAP	1:16.983	3	9.152	1:08.876	52	1 LAP	1:14.545
11	1 LAP	1:21.948	13	1 LAP	1:20.205	3	8.415	1:09.314	32	1 LAP	1:17.860	3	7.329	1:08.759
3	4.625	1:08.802	3	6.581	1:09.794	13	1 LAP	1:20.197	61	26.049	1:10.411	32	1 LAP	1:16.931
61	17.770	1:10.080	11	1 LAP	1:21.090	61	23.777	1:11.055	20	27.512	1:10.159	61	25.120	1:09.653
20	19.846	1:10.163	61	20.202	1:10.270	20	25.492	1:10.573	13	1 LAP	1:20.315	20	27.144	1:10.214
95	21.295	1:10.461	20	22.399	1:10.391	95	27.121	1:10.546	95	29.231	1:10.249	95	29.954	1:11.305
70	21.649	1:10.541	95	24.055	1:10.598	70	27.675	1:10.462	70	29.810	1:10.274	70	30.543	1:11.315
21	28.654	1:11.456	70	24.693	1:10.882	11	1 LAP	1:22.882	18	37.792	1:09.883	18	36.814	1:09.604
18	30.424	1:12.029	21	32.019	1:11.203	21	35.544	1:11.005	21	39.466	1:12.061	13	1 LAP	1:20.660
22	30.943	1:12.802	18	32.590	1:10.004	18	36.048	1:10.938	22	41.423	1:11.673	21	40.385	1:11.501
55	38.768	1:13.756	22	34.338	1:11.233	22	37.889	1:11.031	11	1 LAP	1:22.189	22	41.545	1:10.704
25	41.823	1:12.938	55	44.622	1:13.692	15	49.489	1:11.058	15	52.128	1:10.778	15	52.465	1:10.919
15	42.572	1:12.993	15	45.911	1:11.177	55	50.848	1:13.706	25	54.817	1:11.992	11	1 LAP	1:18.139
52	51.532	1:14.701	25	46.329	1:12.344	25	50.964	1:12.115	55	56.884	1:14.175	25	55.856	1:11.621
32	1:05.417	1:17.074	52	58.636	1:14.942	52	1:06.892	1:15.736				55	59.708	1:13.406

Radical Club Cup

RACE 7 - LAP CHART

Lap 11			Lap 12			Lap 13			Lap 14			Lap 15		
No	Behind	Laptime	No	Behind	Laptime	No	Behind	Laptime	No	Behind	Laptime	No	Behind	Laptime
16		1:09.523	16		1:09.703	16		1:08.898	16		1:09.257	16		1:08.790
3	7.079	1:09.273	3	6.043	1:08.667	11	2 LAPS	1:19.710	55	1 LAP	1:13.850	3	8.578	1:11.404
52	1 LAP	1:14.367	52	1 LAP	1:14.155	3	5.969	1:08.824	13	2 LAPS	1:21.287	55	1 LAP	1:15.315
61	25.507	1:09.910	61	25.321	1:09.517	52	1 LAP	1:14.858	3	5.964	1:09.252	13	2 LAPS	1:20.825
20	28.421	1:10.800	20	28.826	1:10.108	61	25.846	1:09.423	11	2 LAPS	1:19.052	11	2 LAPS	1:18.076
32	1 LAP	1:17.362	95	31.336	1:10.013	20	30.076	1:10.148	52	1 LAP	1:14.471	61	28.814	1:11.178
95	31.026	1:10.595	70	32.072	1:10.170	95	32.437	1:09.999	61	26.426	1:09.837	52	1 LAP	1:14.842
70	31.605	1:10.585	18	37.350	1:10.553	70	33.364	1:10.190	20	31.301	1:10.482	20	32.611	1:10.100
18	36.500	1:09.209	32	1 LAP	1:17.748	18	37.924	1:09.472	95	33.279	1:10.099	95	33.994	1:09.505
21	42.794	1:11.932	21	43.733	1:10.642	21	46.853	1:12.018	70	33.919	1:09.812	70	34.895	1:09.766
22	43.602	1:11.580	22	44.264	1:10.365	22	47.046	1:11.680	18	37.534	1:08.867	18	37.800	1:09.056
13	1 LAP	1:20.859	15	53.978	1:10.280	32	1 LAP	1:18.130	22	48.331	1:10.542	22	49.752	1:10.211
15	53.401	1:10.459	13	1 LAP	1:20.550	15	55.149	1:10.069	21	49.253	1:11.657	21	50.924	1:10.461
25	59.252	1:12.919	25	1:01.779	1:12.230	25	1:08.240	1:15.359	15	56.128	1:10.236	15	57.505	1:10.167
11	1 LAP	1:18.737	55	1:07.328	1:13.674				32	1 LAP	1:17.262	32	1 LAP	1:17.943
55	1:03.357	1:13.172												

Radical Club Cup
RACE 7 - LAP CHART

Lap 16			Lap 17			Lap 18		
No	Behind	Laptime	No	Behind	Laptime	No	Behind	Laptime
16		1:08.712	16		1:07.772	16		1:10.139
3	9.283	1:09.417	32	2 LAPS	1:17.868	3	9.882	1:09.315
55	1 LAP	1:13.449	3	10.706	1:09.195	32	2 LAPS	1:21.067
13	2 LAPS	1:21.524	55	1 LAP	1:13.182	55	1 LAP	1:13.206
61	30.160	1:10.058	61	32.759	1:10.371	61	33.454	1:10.834
11	2 LAPS	1:18.173	20	37.580	1:10.995	20	38.285	1:10.844
20	34.357	1:10.458	95	39.975	1:12.404	95	40.215	1:10.379
52	1 LAP	1:13.890	70	41.311	1:13.039	70	41.628	1:10.456
95	35.343	1:10.061	13	2 LAPS	1:20.939	18	42.106	1:09.684
70	36.044	1:09.861	18	42.561	1:12.597	52	1 LAP	1:15.959
18	37.736	1:08.648	52	1 LAP	1:16.506	13	2 LAPS	1:19.608
22	51.074	1:10.034	11	2 LAPS	1:19.456	22	53.950	1:10.467
21	52.802	1:10.590	22	53.622	1:10.320	21	57.573	1:11.667
15	58.648	1:09.855	21	56.045	1:11.015	15	59.423	1:09.384
			15	1:00.178	1:09.302	11	2 LAPS	1:30.772

Dunlop Mini Se7en Championship

QUALIFYING - RACE 3 - CLASSIFICATION

POS	NO	CL	NAME	ENTRY	TIME	ON	LAPS	GAP	DIFF	MPH
1	3		Kane ASTIN	Mini Se7en	1:28.380	5	10			79.51
2	85		Andrew DEVINY	Mini Se7en	1:29.003	9	10	0.623	0.623	78.95
3	46		Max HUNTER	Mini Se7en	1:29.045	4	9	0.665	0.042	78.91
4	22		Graeme DAVIS	Mini Se7en	1:29.294	9	10	0.914	0.249	78.69
5	8		Niven BURGE	Mini Se7en	1:29.712	5	10	1.332	0.418	78.32
6	11		Ian DEVINY	Mini Se7en	1:29.998	10	10	1.618	0.286	78.08
7	35		Paul SPARK	Mini Se7en	1:30.295	3	9	1.915	0.297	77.82
8	20		Darren THOMAS	Mini Se7en	1:30.328	4	10	1.948	0.033	77.79
9	50		Ben ANDERSON	Mini Se7en	1:30.380	9	9	2.000	0.052	77.75
10	12		Endaf OWENS	Mini Se7en	1:30.523	5	8	2.143	0.143	77.62
11	77		Tristen KNIGHT	Mini Se7en	1:30.575	6	9	2.195	0.052	77.58
12	52		Nath BURGE	Mini Se7en	1:30.626	5	10	2.246	0.051	77.53
13	23		Ricky HORNE	Mini Se7en	1:30.685	4	9	2.305	0.059	77.48
14	9		James BOWERS COULSON	Mini Se7en	1:30.724	6	9	2.344	0.039	77.45
15	60		Malcolm KEAT	Mini Se7en	1:32.045	8	10	3.665	1.321	76.34
16	82		Andrew RUTHVEN	Mini Se7en	1:32.094	8	8	3.714	0.049	76.30
17	5		Dick HUNTER	Mini Se7en	1:32.401	6	9	4.021	0.307	76.05
18	7		Jabez DYER	Mini Se7en	1:33.011	9	10	4.631	0.610	75.55
19	15		Steve BAKER	Mini Se7en	1:33.184	4	10	4.804	0.173	75.41
20	34		Anthony TOWEY	Mini Se7en	1:34.688	5	6	6.308	1.504	74.21
21	91		Julian AFFLECK	Mini Se7en	1:34.904	5	9	6.524	0.216	74.04
22	69		Steve TRENCH	Mini Se7en	1:35.249	8	9	6.869	0.345	73.77
23	47		Kelvin EDGAR	Mini Se7en	1:35.452	8	8	7.072	0.203	73.61
24	48		Terry BARRINGER	Mini Se7en	1:35.657	8	9	7.277	0.205	73.46
25	49		Huw DAVIES	Mini Se7en	1:37.512	9	9	9.132	1.855	72.06
26	95		Julian PROCTOR	Mini Se7en	1:38.816	9	9	10.436	1.304	71.11
27	32		Neil RAYNER	Mini Se7en	1:40.811	3	9	12.431	1.995	69.70
28	92		Kevin O'SHEA	Mini Se7en	1:43.955	7	8	15.575	3.144	67.59

Weather / Track : Cloudy / Dry

These results are provisional until the conclusion of any judicial and technical matters.

Snetterton
Circuit Length = 1.9520 miles
Start: 09:31 End: 09:47

Clerk of Course :		Timekeeper :
-------------------	--	--------------

Dunlop Mini Se7en Championship

QUALIFYING - RACE 3 - LAP ANALYSIS

3	Kane ASTIN						Mini Se7en					
1 -	1:36.671	+ 8.291	9:33:08.271	6 -	1:29.682	+ 1.302	9:40:37.765					
2 -	1:30.414	+ 2.034	9:34:38.685	7 -	1:30.925	+ 2.545	9:42:08.690					
3 -	1:30.261	+ 1.881	9:36:08.946	8 -	1:33.903	+ 5.523	9:43:42.593					
4 -	1:30.757	+ 2.377	9:37:39.703	9 -	1:29.517	+ 1.137	9:45:12.110					
5 -	1:28.380		9:39:08.083	10 -	1:30.734	+ 2.354	9:46:42.844					
5	Dick HUNTER						Mini Se7en					
1 -	1:58.433	+ 26.032	9:34:33.031	6 -	1:32.401		9:42:20.785					
2 -	1:34.671	+ 2.270	9:36:07.702	7 -	1:32.414	+ 0.013	9:43:53.199					
3 -	1:34.162	+ 1.761	9:37:41.864	8 -	1:35.660	+ 3.259	9:45:28.859					
4 -	1:32.851	+ 0.450	9:39:14.715	9 -	1:33.395	+ 0.994	9:47:02.254					
5 -	1:33.669	+ 1.268	9:40:48.384									
7	Jabez DYER						Mini Se7en					
1 -	1:38.998	+ 5.987	9:33:13.949	6 -	1:34.369	+ 1.358	9:41:08.462					
2 -	1:34.620	+ 1.609	9:34:48.569	7 -	1:34.024	+ 1.013	9:42:42.486					
3 -	1:34.311	+ 1.300	9:36:22.880	8 -	1:33.702	+ 0.691	9:44:16.188					
4 -	1:36.732	+ 3.721	9:37:59.612	9 -	1:33.011		9:45:49.199					
5 -	1:34.481	+ 1.470	9:39:34.093	10 -	1:34.387	+ 1.376	9:47:23.586					
8	Niven BURGE						Mini Se7en					
1 -	1:36.888	+ 7.176	9:33:02.829	6 -	1:30.094	+ 0.382	9:40:36.415					
2 -	1:32.135	+ 2.423	9:34:34.964	7 -	1:30.447	+ 0.735	9:42:06.862					
3 -	1:30.792	+ 1.080	9:36:05.756	8 -	1:31.416	+ 1.704	9:43:38.278					
4 -	1:30.853	+ 1.141	9:37:36.609	9 -	1:34.046	+ 4.334	9:45:12.324					
5 -	1:29.712		9:39:06.321	10 -	1:29.884	+ 0.172	9:46:42.208					
9	James BOWERS COULSON						Mini Se7en					
1 -	1:36.946	+ 6.222	9:33:10.962	6 -	1:30.724		9:40:47.376					
2 -	1:31.526	+ 0.802	9:34:42.488	7 -	1:31.349	+ 0.625	9:42:18.725					
3 -	1:31.091	+ 0.367	9:36:13.579	8 -	1:31.581	+ 0.857	9:43:50.306					
4 -	1:31.833	+ 1.109	9:37:45.412	9 -	1:50.055	+ 19.331	9:45:40.361					
5 -	1:31.240	+ 0.516	9:39:16.652									
11	Ian DEVINY						Mini Se7en					
1 -	1:40.930	+ 10.932	9:33:29.877	6 -	1:30.183	+ 0.185	9:41:10.147					
2 -	1:32.103	+ 2.105	9:35:01.980	7 -	1:31.668	+ 1.670	9:42:41.815					
3 -	1:30.763	+ 0.765	9:36:32.743	8 -	1:31.508	+ 1.510	9:44:13.323					
4 -	1:30.387	+ 0.389	9:38:03.130	9 -	1:30.289	+ 0.291	9:45:43.612					
5 -	1:36.834	+ 6.836	9:39:39.964	10 -	1:29.998		9:47:13.610					
12	Endaf OWENS						Mini Se7en					
1 -	1:59.974	+ 29.451	9:34:31.922	5 -	1:30.523		9:40:39.751					
2 -	1:34.626	+ 4.103	9:36:06.548	6 -	3:03.879 P	+ 1:33.356	9:43:43.630					
3 -	1:31.817	+ 1.294	9:37:38.365	7 -	1:36.421	+ 5.898	9:45:20.051					
4 -	1:30.863	+ 0.340	9:39:09.228	8 -	1:31.627	+ 1.104	9:46:51.678					
15	Steve BAKER						Mini Se7en					
1 -	1:55.309	+ 22.125	9:33:34.946	6 -	1:33.757	+ 0.573	9:41:27.486					
2 -	1:35.930	+ 2.746	9:35:10.876	7 -	1:33.997	+ 0.813	9:43:01.483					
3 -	1:35.842	+ 2.658	9:36:46.718	8 -	1:35.422	+ 2.238	9:44:36.905					
4 -	1:33.184		9:38:19.902	9 -	1:33.488	+ 0.304	9:46:10.393					
5 -	1:33.827	+ 0.643	9:39:53.729	10 -	1:35.205	+ 2.021	9:47:45.598					
20	Darren THOMAS						Mini Se7en					
1 -	1:45.701	+ 15.373	9:33:41.971	6 -	1:32.484	+ 2.156	9:41:21.536					
2 -	1:33.770	+ 3.442	9:35:15.741	7 -	1:34.239	+ 3.911	9:42:55.775					
3 -	1:31.808	+ 1.480	9:36:47.549	8 -	1:33.663	+ 3.335	9:44:29.438					
4 -	1:30.328		9:38:17.877	9 -	1:32.489	+ 2.161	9:46:01.927					
5 -	1:31.175	+ 0.847	9:39:49.052	10 -	1:32.006	+ 1.678	9:47:33.933					

Snetterton
 Circuit Length = 1.9520 miles
 Start: 09:31 End: 09:47

Weather / Track : Cloudy / Dry

Dunlop Mini Se7en Championship

QUALIFYING - RACE 3 - LAP ANALYSIS

22	Graeme DAVIS		Mini Se7en				
1 -	1:40.184	+ 10.890	9:33:08.728	6 -	1:30.352	+ 1.058	9:40:43.622
2 -	1:30.822	+ 1.528	9:34:39.550	7 -	1:30.392	+ 1.098	9:42:14.014
3 -	1:31.127	+ 1.833	9:36:10.677	8 -	1:30.442	+ 1.148	9:43:44.456
4 -	1:32.176	+ 2.882	9:37:42.853	9 -	1:29.294		9:45:13.750
5 -	1:30.417	+ 1.123	9:39:13.270	10 -	1:30.137	+ 0.843	9:46:43.887
23	Ricky HORNE		Mini Se7en				
1 -	1:57.591	+ 26.906	9:34:34.825	6 -	1:30.752	+ 0.067	9:42:15.142
2 -	1:34.537	+ 3.852	9:36:09.362	7 -	1:31.742	+ 1.057	9:43:46.884
3 -	1:32.329	+ 1.644	9:37:41.691	8 -	1:32.349	+ 1.664	9:45:19.233
4 -	1:30.685		9:39:12.376	9 -	1:31.447	+ 0.762	9:46:50.680
5 -	1:32.014	+ 1.329	9:40:44.390				
32	Neil RAYNER		Mini Se7en				
1 -	1:51.826	+ 11.015	9:33:39.717	6 -	1:42.139	+ 1.328	9:42:07.702
2 -	1:42.151	+ 1.340	9:35:21.868	7 -	1:41.428	+ 0.617	9:43:49.130
3 -	1:40.811		9:37:02.679	8 -	1:43.606	+ 2.795	9:45:32.736
4 -	1:41.098	+ 0.287	9:38:43.777	9 -	1:41.217	+ 0.406	9:47:13.953
5 -	1:41.786	+ 0.975	9:40:25.563				
34	Anthony TOWEY		Mini Se7en				
1 -	2:14.474	+ 39.786	9:34:37.067	4 -	1:34.865	+ 0.177	9:39:34.419
2 -	1:45.015	+ 10.327	9:36:22.082	5 -	1:34.688		9:41:09.107
3 -	1:37.472	+ 2.784	9:37:59.554	6 -	1:43.319	+ 8.631	9:42:52.426
35	Paul SPARK		Mini Se7en				
1 -	2:25.232	+ 54.937	9:34:19.171	6 -	1:48.521	+ 18.226	9:42:26.975
2 -	1:47.516	+ 17.221	9:36:06.687	7 -	1:37.232	+ 6.937	9:44:04.207
3 -	1:30.295		9:37:36.982	8 -	1:31.432	+ 1.137	9:45:35.639
4 -	1:30.689	+ 0.394	9:39:07.671	9 -	1:31.782	+ 1.487	9:47:07.421
5 -	1:30.783	+ 0.488	9:40:38.454				
46	Max HUNTER		Mini Se7en				
1 -	2:01.024	+ 31.979	9:34:30.770	6 -	1:29.937	+ 0.892	9:42:07.963
2 -	1:34.878	+ 5.833	9:36:05.648	7 -	1:33.319	+ 4.274	9:43:41.282
3 -	1:31.976	+ 2.931	9:37:37.624	8 -	1:30.270	+ 1.225	9:45:11.552
4 -	1:29.045		9:39:06.669	9 -	1:31.693	+ 2.648	9:46:43.245
5 -	1:31.357	+ 2.312	9:40:38.026				
47	Kelvin EDGAR		Mini Se7en				
1 -	1:46.757	+ 11.305	9:33:29.122	5 -	1:36.603	+ 1.151	9:39:56.145
2 -	1:36.580	+ 1.128	9:35:05.702	6 -	1:35.916	+ 0.464	9:41:32.061
3 -	1:38.247	+ 2.795	9:36:43.949	7 -	1:35.705	+ 0.253	9:43:07.766
4 -	1:35.593	+ 0.141	9:38:19.542	8 -	1:35.452		9:44:43.218
48	Terry BARRINGER		Mini Se7en				
1 -	2:13.449	+ 37.792	9:34:19.729	6 -	1:39.917	+ 4.260	9:42:40.680
2 -	1:42.243	+ 6.586	9:36:01.972	7 -	1:37.512	+ 1.855	9:44:18.192
3 -	1:41.245	+ 5.588	9:37:43.217	8 -	1:35.657		9:45:53.849
4 -	1:38.189	+ 2.532	9:39:21.406	9 -	1:37.314	+ 1.657	9:47:31.163
5 -	1:39.357	+ 3.700	9:41:00.763				
49	Huw DAVIES		Mini Se7en				
1 -	1:50.805	+ 13.293	9:33:48.294	6 -	1:39.123	+ 1.611	9:42:04.970
2 -	1:41.191	+ 3.679	9:35:29.485	7 -	1:39.682	+ 2.170	9:43:44.652
3 -	1:38.874	+ 1.362	9:37:08.359	8 -	1:37.737	+ 0.225	9:45:22.389
4 -	1:39.245	+ 1.733	9:38:47.604	9 -	1:37.512		9:46:59.901
5 -	1:38.243	+ 0.731	9:40:25.847				
50	Ben ANDERSON		Mini Se7en				
1 -	1:37.846	+ 7.466	9:33:10.352	6 -	2:48.723 P	+ 1:18.343	9:42:04.448
2 -	1:31.285	+ 0.905	9:34:41.637	7 -	1:38.872	+ 8.492	9:43:43.320

Snetterton
 Circuit Length = 1.9520 miles
 Start: 09:31 End: 09:47

Weather / Track : Cloudy / Dry

Dunlop Mini Se7en Championship

QUALIFYING - RACE 3 - LAP ANALYSIS


3 -	1:31.048	+ 0.668	9:36:12.685	8 -	1:31.898	+ 1.518	9:45:15.218
4 -	1:31.806	+ 1.426	9:37:44.491	9 -	1:30.380		9:46:45.598
5 -	1:31.234	+ 0.854	9:39:15.725				
52	Nath BURGE		Mini Se7en				
1 -	1:41.058	+ 10.432	9:33:39.856	6 -	1:30.771	+ 0.145	9:41:17.796
2 -	1:31.991	+ 1.365	9:35:11.847	7 -	1:30.835	+ 0.209	9:42:48.631
3 -	1:32.629	+ 2.003	9:36:44.476	8 -	1:30.765	+ 0.139	9:44:19.396
4 -	1:31.923	+ 1.297	9:38:16.399	9 -	1:31.871	+ 1.245	9:45:51.267
5 -	1:30.626		9:39:47.025	10 -	1:32.467	+ 1.841	9:47:23.734
60	Malcolm KEAT		Mini Se7en				
1 -	1:43.267	+ 11.222	9:33:28.391	6 -	1:33.021	+ 0.976	9:41:17.612
2 -	1:34.682	+ 2.637	9:35:03.073	7 -	1:32.852	+ 0.807	9:42:50.464
3 -	1:33.121	+ 1.076	9:36:36.194	8 -	1:32.045		9:44:22.509
4 -	1:33.472	+ 1.427	9:38:09.666	9 -	1:32.695	+ 0.650	9:45:55.204
5 -	1:34.925	+ 2.880	9:39:44.591	10 -	1:33.201	+ 1.156	9:47:28.405
69	Steve TRENCH		Mini Se7en				
1 -	2:03.161	+ 27.912	9:34:24.594	6 -	1:37.603	+ 2.354	9:42:39.533
2 -	1:47.213	+ 11.964	9:36:11.807	7 -	1:37.366	+ 2.117	9:44:16.899
3 -	1:36.865	+ 1.616	9:37:48.672	8 -	1:35.249		9:45:52.148
4 -	1:37.246	+ 1.997	9:39:25.918	9 -	1:41.314	+ 6.065	9:47:33.462
5 -	1:36.012	+ 0.763	9:41:01.930				
77	Tristen KNIGHT		Mini Se7en				
1 -	1:50.020	+ 19.445	9:33:45.336	6 -	1:30.575		9:41:23.348
2 -	1:33.914	+ 3.339	9:35:19.250	7 -	2:22.884 P	+ 52.309	9:43:46.232
3 -	1:31.606	+ 1.031	9:36:50.856	8 -	1:34.134	+ 3.559	9:45:20.366
4 -	1:30.666	+ 0.091	9:38:21.522	9 -	1:30.760	+ 0.185	9:46:51.126
5 -	1:31.251	+ 0.676	9:39:52.773				
82	Andrew RUTHVEN		Mini Se7en				
1 -	1:45.753	+ 13.659	9:36:51.747	5 -	1:32.797	+ 0.703	9:43:05.498
2 -	1:34.170	+ 2.076	9:38:25.917	6 -	1:32.844	+ 0.750	9:44:38.342
3 -	1:33.911	+ 1.817	9:39:59.828	7 -	1:33.279	+ 1.185	9:46:11.621
4 -	1:32.873	+ 0.779	9:41:32.701	8 -	1:32.094		9:47:43.715
85	Andrew DEVINY		Mini Se7en				
1 -	1:37.316	+ 8.313	9:33:07.329	6 -	1:31.074	+ 2.071	9:41:13.901
2 -	1:31.749	+ 2.746	9:34:39.078	7 -	1:30.727	+ 1.724	9:42:44.628
3 -	1:38.493	+ 9.490	9:36:17.571	8 -	1:29.547	+ 0.544	9:44:14.175
4 -	1:51.195	+ 22.192	9:38:08.766	9 -	1:29.003		9:45:43.178
5 -	1:34.061	+ 5.058	9:39:42.827	10 -	1:32.776	+ 3.773	9:47:15.954
91	Julian AFFLECK		Mini Se7en				
1 -	1:50.109	+ 15.205	9:33:40.450	6 -	1:35.103	+ 0.199	9:41:39.964
2 -	1:38.630	+ 3.726	9:35:19.080	7 -	1:35.894	+ 0.990	9:43:15.858
3 -	1:35.880	+ 0.976	9:36:54.960	8 -	1:35.493	+ 0.589	9:44:51.351
4 -	1:34.997	+ 0.093	9:38:29.957	9 -	1:35.964	+ 1.060	9:46:27.315
5 -	1:34.904		9:40:04.861				
92	Kevin O'SHEA		Mini Se7en				
1 -	2:17.823	+ 33.868	9:34:19.676	5 -	1:45.428	+ 1.473	9:41:31.974
2 -	1:53.048	+ 9.093	9:36:12.724	6 -	1:44.475	+ 0.520	9:43:16.449
3 -	1:48.382	+ 4.427	9:38:01.106	7 -	1:43.955		9:45:00.404
4 -	1:45.440	+ 1.485	9:39:46.546	8 -	1:46.055	+ 2.100	9:46:46.459
95	Julian PROCTOR		Mini Se7en				
1 -	2:11.995	+ 33.179	9:34:20.219	6 -	1:39.735	+ 0.919	9:42:54.101
2 -	1:49.262	+ 10.446	9:36:09.481	7 -	1:40.015	+ 1.199	9:44:34.116
3 -	1:42.536	+ 3.720	9:37:52.017	8 -	1:39.461	+ 0.645	9:46:13.577
4 -	1:41.809	+ 2.993	9:39:33.826	9 -	1:38.816		9:47:52.393
5 -	1:40.540	+ 1.724	9:41:14.366				

Snetterton
 Circuit Length = 1.9520 miles
 Start: 09:31 End: 09:47

Weather / Track : Cloudy / Dry

Dunlop Mini Se7en Championship

RACE 3 - GRID

ROW 14	1:40.811 32 Neil RAYNER	1:43.955 92 Kevin O'SHEA
ROW 13	1:37.512 49 Huw DAVIES	1:38.816 95 Julian PROCTOR
ROW 12	1:35.452 47 Kelvin EDGAR	1:35.657 48 Terry BARRINGER
ROW 11	1:34.904 91 Julian AFFLECK	1:35.249 69 Steve TRENCH
ROW 10	1:33.184 15 Steve BAKER	1:34.688 34 Anthony TOWEY
ROW 9	1:32.401 5 Dick HUNTER	1:33.011 7 Jabez DYER
ROW 8	1:32.045 60 Malcolm KEAT	1:32.094 82 Andrew RUTHVEN
ROW 7	1:30.685 23 Ricky HORNE	1:30.724 9 James BOWERS COULSON
ROW 6	1:30.575 77 Tristen KNIGHT	1:30.626 52 Nath BURGE
ROW 5	1:30.380 50 Ben ANDERSON	1:30.523 12 Endaf OWENS
ROW 4	1:30.295 35 Paul SPARK	1:30.328 20 Darren THOMAS
ROW 3	1:29.712 8 Niven BURGE	1:29.998 11 Ian DEVINY
ROW 2	1:29.045 46 Max HUNTER	1:29.294 22 Graeme DAVIS
ROW 1	1:28.380 3 Kane ASTIN	1:29.003 85 Andrew DEVINY
Pole		
		

Snetterton
Circuit Length = 1.9520 miles

These results are provisional until the conclusion of any judicial and technical matters.

Clerk of Course :	Timekeeper :
-------------------	--------------

Dunlop Mini Se7en Championship

RACE 3 - CLASSIFICATION - AMENDED

POS	NO	CL	NAME	ENTRY	LAPS	TIME	GAP	DIFF	MPH	BEST	ON
1	11		Ian DEVINY	Mini Se7en	10	15:13.174			76.95	1:29.787	6
2	85		Andrew DEVINY	Mini Se7en	10	15:14.838	1.664	1.664	76.81	1:29.458	5
3	35		Paul SPARK	Mini Se7en	10	15:17.385	4.211	2.547	76.59	1:29.752	4
4	22		Graeme DAVIS	Mini Se7en	10	15:17.689	4.515	0.304	76.57	1:29.774	4
5	46		Max HUNTER	Mini Se7en	10	15:18.564	5.390	0.875	76.50	1:29.947	5
6	23		Ricky HORNE	Mini Se7en	10	15:18.668	5.494	0.104	76.49	1:30.094	10
7	50		Ben ANDERSON	Mini Se7en	10	15:19.671	6.497	1.003	76.40	1:30.382	10
8	52		Nath BURGE	Mini Se7en	10	15:28.237	15.063	8.566	75.70	1:30.618	2
9	82		Andrew RUTHVEN	Mini Se7en	10	15:32.105	18.931	3.868	75.38	1:30.501	3
10	77		Tristen KNIGHT	Mini Se7en	10	15:36.473	23.299	4.368	75.03	1:30.894	9
11	5		Dick HUNTER	Mini Se7en	10	15:39.962	26.788	3.489	74.75	1:32.048	4
12	8		Niven BURGE	Mini Se7en	10	15:49.149	35.975	9.187	74.03	1:29.841	5
13	15		Steve BAKER	Mini Se7en	10	15:49.564	36.390	0.415	74.00	1:32.543	3
14	60		Malcolm KEAT	Mini Se7en	10	15:59.500	46.326	9.936	73.23	1:33.128	4
15	69		Steve TRENCH	Mini Se7en	10	16:12.293	59.119	12.793	72.27	1:34.560	2
16	91		Julian AFFLECK	Mini Se7en	10	16:17.262	1:04.088	4.969	71.90	1:35.626	6
17	48		Terry BARRINGER	Mini Se7en	10	16:21.580	1:08.406	4.318	71.58	1:35.824	7
18	95		Julian PROCTOR	Mini Se7en	10	16:46.599	1:33.425	25.019	69.81	1:38.047	4
19	12		Endaf OWENS	Mini Se7en	10	16:56.752	1:43.578	10.153	69.11	1:30.553	3
20	32		Neil RAYNER	Mini Se7en	9	15:26.360	1 lap	1 lap	68.27	1:40.495	4
21	92		Kevin O'SHEA	Mini Se7en	9	15:54.384	1 lap	28.024	66.26	1:43.771	9

NOT CLASSIFIED

DNF 49	Huw DAVIES	Mini Se7en	9	14:48.744	1 lap		71.16	1:35.356	9	
DNC 7	Jabez DYER	Mini Se7en	6	16:00.665	4 laps	3 laps	43.88	1:33.329	2	
DNF 3	Kane ASTIN	Mini Se7en	1	1:37.730	9 laps	5 laps	71.90	1:37.730	1	
DNF 20	Darren THOMAS	Mini Se7en	1	3:52.088	9 laps		15.735	30.27	1:53.465	1
DNF 34	Anthony TOWEY	Mini Se7en	1	3:49.730	9 laps		1.358	30.58	1:54.823	1
DNF 9	James BOWERS COULSON	Mini Se7en	0							

FASTEST LAP

85	Andrew DEVINY	Mini Se7en	5	1:29.458			78.55 mph	126.41 kph		
----	---------------	------------	---	----------	--	--	-----------	------------	--	--

Car 46 - 1 second penalty - contravention of regulation C(d)1(e)

Weather / Track : Sunny / Dry

These results are provisional until the conclusion of any judicial and technical matters.

Snetterton
Circuit Length = 1.9520 miles
Start: 14:43 End: 15:01

Clerk of Course :		Timekeeper :	
-------------------	--	--------------	--

Dunlop Mini Se7en Championship

RACE 3 - LAP CHART

Lap 1			Lap 2			Lap 3			Lap 4			Lap 5		
No	Behind	Laptime	No	Behind	Laptime	No	Behind	Laptime	No	Behind	Laptime	No	Behind	Laptime
3		1:37.730	85		1:31.056	85		1:31.072	85		1:29.958	85		1:29.458
85	0.282	1:38.012	46	0.531	1:31.197	11	0.125	1:30.417	11	0.426	1:30.259	11	0.973	1:30.005
46	0.672	1:38.402	11	0.780	1:29.830	8	0.555	1:30.627	8	1.244	1:30.647	8	1.627	1:29.841
11	2.288	1:40.018	8	1.000	1:29.915	46	1.253	1:31.794	46	1.428	1:30.133	46	1.917	1:29.947
8	2.423	1:40.153	35	2.299	1:31.012	22	1.623	1:30.348	22	1.439	1:29.774	22	2.349	1:30.368
35	2.625	1:40.355	22	2.347	1:31.055	35	2.261	1:31.034	35	2.055	1:29.752	35	2.968	1:30.371
22	2.630	1:40.360	23	3.469	1:31.516	50	2.937	1:30.499	23	4.295	1:31.191	23	5.288	1:30.451
50	3.003	1:40.733	50	3.510	1:31.845	23	3.062	1:30.665	52	4.594	1:30.895	50	6.398	1:31.083
23	3.291	1:41.021	52	3.721	1:30.618	52	3.657	1:31.008	50	4.773	1:31.794	52	6.950	1:31.814
12	3.999	1:41.729	12	4.406	1:31.745	12	3.887	1:30.553	12	5.414	1:31.485	12	6.995	1:31.039
52	4.441	1:42.171	82	5.277	1:31.218	82	4.706	1:30.501	82	6.046	1:31.298	82	7.107	1:30.519
77	4.904	1:42.634	77	6.799	1:33.233	77	8.951	1:33.224	77	10.435	1:31.442	5	14.454	1:32.055
82	5.397	1:43.127	5	8.685	1:32.628	5	9.767	1:32.154	5	11.857	1:32.048	77	15.285	1:34.308
5	7.395	1:45.125	15	9.648	1:33.034	15	11.119	1:32.543	15	13.719	1:32.558	15	17.475	1:33.214
15	7.952	1:45.682	7	11.276	1:33.329	7	14.684	1:34.480	7	23.105	1:38.379	69	29.753	1:36.015
7	9.285	1:47.015	69	13.121	1:34.560	69	17.746	1:35.697	69	23.196	1:35.408	60	30.065	1:33.371
69	9.899	1:47.629	48	18.367	1:37.527	60	22.982	1:33.936	60	26.152	1:33.128	91	38.967	1:35.906
48	12.178	1:49.908	91	18.710	1:37.129	48	24.565	1:37.270	48	32.215	1:37.608	48	39.360	1:36.603
91	12.919	1:50.649	60	20.118	1:34.174	91	25.168	1:37.530	91	32.519	1:37.309	49	45.358	1:36.423
95	14.327	1:52.057	95	23.538	1:40.549	49	30.300	1:37.808	49	38.393	1:38.051	95	48.984	1:38.663
49	14.938	1:52.668	49	23.564	1:39.964	95	31.690	1:39.224	95	39.779	1:38.047	32	59.492	1:40.868
20	15.735	1:53.465	32	27.733	1:41.480	32	37.545	1:40.884	32	48.082	1:40.495	92	1:16.178	1:43.855
34	17.093	1:54.823	92	34.136	1:44.704	92	47.658	1:44.594	92	1:01.781	1:44.081			
60	17.282	1:55.012												
32	17.591	1:55.321												
92	20.770	1:58.500												


Dunlop Mini Se7en Championship

RACE 3 - LAP CHART

Lap 6			Lap 7			Lap 8			Lap 9			Lap 10		
No	Behind	Laptime	No	Behind	Laptime	No	Behind	Laptime	No	Behind	Laptime	No	Behind	Laptime
85		1:29.581	85		1:29.934	85		1:30.766	85		1:31.622	11		1:31.439
11	1.179	1:29.787	92	1 LAP	1:44.266	11	0.572	1:30.291	11	0.276	1:31.326	85	1.664	1:33.379
46	2.613	1:30.277	11	1.047	1:29.802	46	4.556	1:31.746	32	1 LAP	1:42.283	35	4.211	1:31.032
22	2.670	1:29.902	22	3.357	1:30.621	22	4.635	1:32.044	22	4.190	1:31.177	46	4.390	1:30.845
35	4.148	1:30.761	46	3.576	1:30.897	35	5.060	1:31.561	35	4.894	1:31.456	22	4.515	1:32.040
23	7.231	1:31.524	35	4.265	1:30.051	23	7.794	1:30.942	46	5.260	1:32.326	23	5.494	1:30.094
50	7.660	1:30.843	23	7.618	1:30.321	50	8.657	1:30.708	23	7.115	1:30.943	50	6.497	1:30.382
12	10.989	1:33.575	50	8.715	1:30.989	52	15.474	1:31.964	50	7.830	1:30.795	32	1 LAP	1:41.536
52	12.321	1:34.952	8	13.872	1:31.441	92	1 LAP	1:46.119	52	14.781	1:30.929	52	15.063	1:31.997
8	12.365	1:40.319	52	14.276	1:31.889	82	17.260	1:31.656	82	17.156	1:31.518	82	18.931	1:33.490
82	14.820	1:37.294	82	16.370	1:31.484	8	22.171	1:39.065	77	22.268	1:30.894	77	23.299	1:32.746
5	17.818	1:32.945	5	20.969	1:33.085	77	22.996	1:31.001	5	25.650	1:33.938	5	26.788	1:32.853
77	20.913	1:35.209	77	22.761	1:31.782	5	23.334	1:33.131	8	27.643	1:37.094	8	35.975	1:40.047
15	22.302	1:34.408	15	26.565	1:34.197	15	30.185	1:34.386	92	1 LAP	1:44.494	15	36.390	1:35.324
60	34.568	1:34.084	60	38.684	1:34.050	60	41.312	1:33.394	15	32.781	1:34.218	92	1 LAP	1:43.771
69	36.307	1:36.135	69	42.284	1:35.911	69	48.235	1:36.717	7	4 LAPS	7:49.231 P	60	46.326	1:34.451
91	45.012	1:35.626	91	50.824	1:35.746	91	55.828	1:35.770	60	43.590	1:33.900	7	4 LAPS	1:38.231
48	46.200	1:36.421	48	52.090	1:35.824	48	57.260	1:35.936	69	53.884	1:37.271	69	59.119	1:36.950
49	52.368	1:36.591	49	58.630	1:36.196	49	1:03.551	1:35.687	91	1:00.141	1:35.935	91	1:04.088	1:35.662
95	58.442	1:39.039	95	1:07.869	1:39.361	12	1:14.032	1:33.768	48	1:02.769	1:37.131	48	1:08.406	1:37.352
32	1:11.866	1:41.955	12	1:11.030	2:29.975 P	95	1:16.483	1:39.380	49	1:07.285	1:35.356	95	1:33.425	1:41.048
			32	1:23.470	1:41.538				12	1:14.630	1:32.220	12	1:43.578	2:00.663 P
									95	1:24.092	1:39.231			

Dunlop Mini Se7en Championship

RACE 13 - GRID

ROW 14	1:41.098 32 Neil RAYNER	1:44.475 92 Kevin O'SHEA
ROW 13	1:37.737 49 Huw DAVIES	1:39.461 95 Julian PROCTOR
ROW 12	1:36.012 69 Steve TRENCH	1:37.314 48 Terry BARRINGER
ROW 11	1:34.997 91 Julian AFFLECK	1:35.593 47 Kelvin EDGAR
ROW 10	1:33.702 7 Jabez DYER	1:34.865 34 Anthony TOWEY
ROW 9	1:32.797 82 Andrew RUTHVEN	1:33.488 15 Steve BAKER
ROW 8	1:32.414 5 Dick HUNTER	1:32.695 60 Malcolm KEAT
ROW 7	1:31.091 9 James BOWERS COULSON	1:31.175 20 Darren THOMAS
ROW 6	1:30.863 12 Endaf OWENS	1:31.048 50 Ben ANDERSON
ROW 5	1:30.752 23 Ricky HORNE	1:30.765 52 Nath BURGE
ROW 4	1:30.666 77 Tristen KNIGHT	1:30.689 35 Paul SPARK
ROW 3	1:30.137 22 Graeme DAVIS	1:30.183 11 Ian DEVINY
ROW 2	1:29.884 8 Niven BURGE	1:29.937 46 Max HUNTER
ROW 1	1:29.517 3 Kane ASTIN	1:29.547 85 Andrew DEVINY
Pole		
		

Snetterton
Circuit Length = 1.9520 miles

These results are provisional until the conclusion of any judicial and technical matters.

Clerk of Course :		Timekeeper :
-------------------	--	--------------

Dunlop Mini Se7en Championship

RACE 13 - CLASSIFICATION

POS	NO	CL	NAME	ENTRY	LAPS	TIME	GAP	DIFF	MPH	BEST	ON
1	85		Andrew DEVINY	Mini Se7en	10	17:43.845			66.05	1:29.711	6
2	3		Kane ASTIN	Mini Se7en	10	17:45.780	1.935	1.935	65.93	1:29.598	6
3	8		Niven BURGE	Mini Se7en	10	17:51.718	7.873	5.938	65.56	1:30.302	6
4	46		Max HUNTER	Mini Se7en	10	17:52.290	8.445	0.572	65.53	1:29.823	5
5	35		Paul SPARK	Mini Se7en	10	17:52.438	8.593	0.148	65.52	1:29.633	5
6	23		Ricky HORNE	Mini Se7en	10	17:56.949	13.104	4.511	65.25	1:31.184	8
7	12		Endaf OWENS	Mini Se7en	10	17:58.553	14.708	1.604	65.15	1:30.911	5
8	82		Andrew RUTHVEN	Mini Se7en	10	17:58.776	14.931	0.223	65.13	1:31.102	5
9	9		James BOWERS COULSON	Mini Se7en	10	17:58.886	15.041	0.110	65.13	1:30.954	7
10	20		Darren THOMAS	Mini Se7en	10	18:03.691	19.846	4.805	64.84	1:31.805	8
11	5		Dick HUNTER	Mini Se7en	10	18:05.088	21.243	1.397	64.76	1:31.976	6
12	60		Malcolm KEAT	Mini Se7en	10	18:09.113	25.268	4.025	64.52	1:32.472	7
13	7		Jabez DYER	Mini Se7en	10	18:09.293	25.448	0.180	64.51	1:32.141	6
14	15		Steve BAKER	Mini Se7en	10	18:14.173	30.328	4.880	64.22	1:32.770	6
15	34		Anthony TOWEY	Mini Se7en	10	18:20.452	36.607	6.279	63.85	1:33.765	5
16	91		Julian AFFLECK	Mini Se7en	10	18:37.492	53.647	17.040	62.88	1:35.785	8
17	48		Terry BARRINGER	Mini Se7en	10	18:39.341	55.496	1.849	62.77	1:35.470	8
18	95		Julian PROCTOR	Mini Se7en	10	19:08.728	1:24.883	29.387	61.17	1:39.694	5
19	77		Tristen KNIGHT	Mini Se7en	10	19:08.866	1:25.021	0.138	61.16	1:30.723	5
20	32		Neil RAYNER	Mini Se7en	10	19:09.364	1:25.519	0.498	61.13	1:40.116	5

NOT CLASSIFIED

DNF	52		Nath BURGE	Mini Se7en	9	16:22.000	1 lap	1 lap	64.40	1:30.563	8
DNF	69		Steve TRENCH	Mini Se7en	6	12:10.443	4 laps	3 laps	57.72	1:35.887	5
DNF	92		Kevin O'SHEA	Mini Se7en	6	12:33.627	4 laps	23.184	55.94	1:44.216	6
DNF	11		Ian DEVINY	Mini Se7en	0						
DNF	22		Graeme DAVIS	Mini Se7en	0						
DNF	50		Ben ANDERSON	Mini Se7en	0						

FASTEST LAP

	3		Kane ASTIN	Mini Se7en	6	1:29.598		78.42 mph		126.21 kph	
--	---	--	------------	------------	---	----------	--	-----------	--	------------	--

Weather / Track : Sunny / Dry

These results are provisional until the conclusion of any judicial and technical matters.

Snetterton
Circuit Length = 1.9520 miles
Start: 14:49 End: 15:08

Clerk of Course :

Timekeeper :

Dunlop Mini Se7en Championship
RACE 13 - LAP CHART

Lap 1			Lap 2			Lap 3			Lap 4			Lap 5		
No	Behind	Laptime	No	Behind	Laptime	No	Behind	Laptime	No	Behind	Laptime	No	Behind	Laptime
85		1:38.303	85		2:34.714	85		2:41.717	85		1:49.197	85		1:30.177
3	0.412	1:38.715	3	0.860	2:35.162	3	1.080	2:41.937	3	0.633	1:48.750	3	0.435	1:29.979
8	1.175	1:39.478	8	1.484	2:35.023	8	2.479	2:42.712	8	0.914	1:47.632	35	0.766	1:29.633
35	1.546	1:39.849	35	2.317	2:35.485	35	4.199	2:43.599	35	1.310	1:46.308	46	1.202	1:29.823
46	1.889	1:40.192	46	3.345	2:36.170	46	4.968	2:43.340	46	1.556	1:45.785	8	1.443	1:30.706
23	3.388	1:41.691	23	3.850	2:35.176	23	5.482	2:43.349	23	2.114	1:45.829	77	3.000	1:30.723
77	5.128	1:43.431	77	4.805	2:34.391	77	6.284	2:43.196	77	2.454	1:45.367	23	3.270	1:31.333
12	5.709	1:44.012	12	5.470	2:34.475	12	7.357	2:43.604	12	2.925	1:44.765	12	3.659	1:30.911
52	6.078	1:44.381	52	6.199	2:34.835	52	8.284	2:43.802	52	3.224	1:44.137	52	3.833	1:30.786
82	6.673	1:44.976	82	6.638	2:34.679	82	9.226	2:44.305	82	3.816	1:43.787	82	4.741	1:31.102
20	7.154	1:45.457	20	7.063	2:34.623	20	9.884	2:44.538	20	4.501	1:43.814	9	6.696	1:31.965
9	7.567	1:45.870	9	7.769	2:34.916	9	10.799	2:44.747	9	4.908	1:43.306	20	7.927	1:33.603
5	7.921	1:46.224	5	8.408	2:35.201	5	11.505	2:44.814	5	5.800	1:43.492	5	8.606	1:32.983
15	8.777	1:47.080	15	9.174	2:35.111	15	12.113	2:44.656	15	7.015	1:44.099	15	10.092	1:33.254
60	9.591	1:47.894	60	10.071	2:35.194	60	13.337	2:44.983	60	7.478	1:43.338	60	10.417	1:33.116
34	10.225	1:48.528	34	10.722	2:35.211	34	14.089	2:45.084	34	8.650	1:43.758	7	11.511	1:32.799
7	11.011	1:49.314	7	11.415	2:35.118	7	14.579	2:44.881	7	8.889	1:43.507	34	12.238	1:33.765
48	11.902	1:50.205	48	12.477	2:35.289	48	16.014	2:45.254	48	12.438	1:45.621	69	19.304	1:35.887
69	12.611	1:50.914	91	12.993	2:34.980	91	16.681	2:45.405	91	13.017	1:45.533	48	19.988	1:37.727
91	12.727	1:51.030	69	13.792	2:35.895	69	17.247	2:45.172	69	13.594	1:45.544	91	20.599	1:37.759
32	16.400	1:54.703	32	15.113	2:33.427	32	18.516	2:45.120	32	20.098	1:50.779	32	30.037	1:40.116
92	17.744	1:56.047	92	15.983	2:32.953	92	19.447	2:45.181	92	20.930	1:50.680	95	30.889	1:39.694
95	28.141	2:06.444	95	16.568	2:23.141	95	20.114	2:45.263	95	21.372	1:50.455	92	35.303	1:44.550

Dunlop Mini Se7en Championship

RACE 13 - LAP CHART

Lap 6			Lap 7			Lap 8			Lap 9			Lap 10		
No	Behind	Laptime	No	Behind	Laptime	No	Behind	Laptime	No	Behind	Laptime	No	Behind	Laptime
85		1:29.711	85		1:29.939	85		1:29.899	85		1:29.827	85		1:30.361
3	0.322	1:29.598	3	0.368	1:29.985	3	0.584	1:30.115	3	1.100	1:30.343	3	1.935	1:31.196
35	1.307	1:30.252	8	2.706	1:30.611	8	4.024	1:31.217	8	6.501	1:32.304	8	7.873	1:31.733
46	1.636	1:30.145	35	2.764	1:31.396	46	4.052	1:31.083	46	6.687	1:32.462	46	8.445	1:32.119
8	2.034	1:30.302	46	2.868	1:31.171	35	4.277	1:31.412	35	7.251	1:32.801	35	8.593	1:31.703
77	5.106	1:31.817	77	6.669	1:31.502	52	7.514	1:30.563	52	8.516	1:30.829	23	13.104	1:32.691
52	5.370	1:31.248	52	6.850	1:31.419	77	8.905	1:32.135	23	10.774	1:31.521	12	14.708	1:31.882
12	6.084	1:32.136	23	7.795	1:31.460	23	9.080	1:31.184	12	13.187	1:32.052	82	14.931	1:31.591
23	6.274	1:32.715	12	8.623	1:32.478	82	10.563	1:31.539	82	13.701	1:32.965	9	15.041	1:31.446
82	6.962	1:31.932	82	8.923	1:31.900	9	10.629	1:31.436	9	13.956	1:33.154	20	19.846	1:32.829
9	8.077	1:31.092	9	9.092	1:30.954	12	10.962	1:32.238	20	17.378	1:32.453	5	21.243	1:33.458
20	10.375	1:32.159	20	12.846	1:32.410	20	14.752	1:31.805	5	18.146	1:32.498	60	25.268	1:32.945
5	10.871	1:31.976	5	13.261	1:32.329	5	15.475	1:32.113	60	22.684	1:33.471	7	25.448	1:32.898
15	13.151	1:32.770	60	15.919	1:32.472	60	19.040	1:33.020	7	22.911	1:33.000	15	30.328	1:34.323
60	13.386	1:32.680	15	16.850	1:33.638	7	19.738	1:32.759	15	26.366	1:35.154	34	36.607	1:35.527
7	13.941	1:32.141	7	16.878	1:32.876	15	21.039	1:34.088	34	31.441	1:35.443	91	53.647	1:36.973
34	16.310	1:33.783	34	21.259	1:34.888	34	25.825	1:34.465	48	47.015	1:35.744	48	55.496	1:38.842
69	26.624	1:37.031	91	35.018	1:37.106	91	40.904	1:35.785	91	47.035	1:35.958	95	1:24.883	1:40.478
48	27.009	1:36.732	48	35.527	1:38.457	48	41.098	1:35.470	95	1:14.766	1:40.461	77	1:25.021	1:37.177
91	27.851	1:36.963	95	53.012	1:41.012	95	1:04.132	1:41.019	32	1:15.248	1:40.286	32	1:25.519	1:40.632
95	41.939	1:40.761	32	53.720	1:41.223	32	1:04.789	1:40.968	77	1:18.205	2:39.127 P			
32	42.436	1:42.110												
92	49.808	1:44.216												

Radical UK Cup

QUALIFYING - RACE 2 - CLASSIFICATION

POS	NO	CL	NAME	ENTRY	TIME	ON	LAPS	GAP	DIFF	MPH
1	88	M	KAISER/WOODWARD	Radical SR8	1:03.944	4	16			109.89
2	1	M	JOHNSTON/MOSELEY	Radical SR8	1:04.509	8	16	0.565	0.565	108.93
3	61	M	Manhal ALLOS	Radical SR8	1:05.305	5	16	1.361	0.796	107.60
4	25	M	Richard FEARNIS	Radical SR8	1:05.432	13	13	1.488	0.127	107.39
5	27	I	JACKSON/JACKSON	Radical PR6	1:05.559	5	18	1.615	0.127	107.18
6	19	I	KANE/ASHTON	Radical PR6	1:05.985	11	19	2.041	0.426	106.49
7	7	I	FREEMAN/WILLIAMS	Radical PR6	1:06.101	4	20	2.157	0.116	106.30
8	2	S	MORTIMER/GARDNER	Radical SR3	1:07.195	10	10	3.251	1.094	104.57
9	45	S	Colin NOBLE	Radical SR3	1:07.722	8	17	3.778	0.527	103.76
10	18	S	THOMAS/LOUGHRAN	Radical SR3	1:08.035	12	20	4.091	0.313	103.28
11	21	S	MCCLUGHAN/KAPADIA	Radical SR3	1:08.410	6	19	4.466	0.375	102.72
12	71	S	Phil ABBOTT	Radical SR3	1:08.596	18	19	4.652	0.186	102.44
13	13	S	Simon GARMSTON	Radical SR3	1:11.267	18	18	7.323	2.671	98.60

Weather / Track : Cloudy / Dry

These results are provisional until the conclusion of any judicial and technical matters.

Snetterton
Circuit Length = 1.9520 miles
Start: 09:55 End: 10:21

Clerk of Course :		Timekeeper :
-------------------	--	--------------

Radical UK Cup

QUALIFYING - RACE 2 - LAP ANALYSIS

1	JOHNSTON/MOSELEY						M	Radical SR8		
1 -	1:23.267	+ 18.758	9:56:52.422	9 -	1:07.419	+ 2.910	10:07:24.169			
2 -	1:16.138	+ 11.629	9:58:08.560	10 -	3:00.762 P	+ 1:56.253	10:10:24.931			
3 -	1:07.555	+ 3.046	9:59:16.115	11 -	1:14.414	+ 9.905	10:11:39.345			
4 -	1:05.948	+ 1.439	10:00:22.063	12 -	1:05.128	+ 0.619	10:12:44.473			
5 -	2:34.916 P	+ 1:30.407	10:02:56.979	13 -	1:04.833	+ 0.324	10:13:49.306			
6 -	1:10.500	+ 5.991	10:04:07.479	14 -	1:05.807	+ 1.298	10:14:55.113			
7 -	1:04.762	+ 0.253	10:05:12.241	15 -	1:04.769	+ 0.260	10:15:59.882			
8 -	1:04.509		10:06:16.750	16 -	1:05.333	+ 0.824	10:17:05.215			
2	MORTIMER/GARDNER						S	Radical SR3		
1 -	1:26.177	+ 18.982	9:56:34.322	6 -	1:08.263	+ 1.068	10:03:51.913			
2 -	1:12.384	+ 5.189	9:57:46.706	7 -	1:07.570	+ 0.375	10:04:59.483			
3 -	1:09.175	+ 1.980	9:58:55.881	8 -	1:07.376	+ 0.181	10:06:06.859			
4 -	2:35.350 P	+ 1:28.155	10:01:31.231	9 -	1:08.196	+ 1.001	10:07:15.055			
5 -	1:12.419	+ 5.224	10:02:43.650	10 -	1:07.195		10:08:22.250			
7	FREEMAN/WILLIAMS						I	Radical PR6		
1 -	1:27.036	+ 20.935	9:56:42.365	11 -	1:09.114	+ 3.013	10:09:53.344			
2 -	1:08.771	+ 2.670	9:57:51.136	12 -	1:09.761	+ 3.660	10:11:03.105			
3 -	1:06.755	+ 0.654	9:58:57.891	13 -	1:08.225	+ 2.124	10:12:11.330			
4 -	1:06.101		10:00:03.992	14 -	1:08.659	+ 2.558	10:13:19.989			
5 -	1:06.670	+ 0.569	10:01:10.662	15 -	1:07.195	+ 1.094	10:14:27.184			
6 -	1:06.665	+ 0.564	10:02:17.327	16 -	1:07.197	+ 1.096	10:15:34.381			
7 -	1:08.122	+ 2.021	10:03:25.449	17 -	1:06.769	+ 0.668	10:16:41.150			
8 -	1:06.802	+ 0.701	10:04:32.251	18 -	1:09.976	+ 3.875	10:17:51.126			
9 -	2:57.225 P	+ 1:51.124	10:07:29.476	19 -	1:07.307	+ 1.206	10:18:58.433			
10 -	1:14.754	+ 8.653	10:08:44.230	20 -	1:10.978	+ 4.877	10:20:09.411			
13	Simon GARMSTON						S	Radical SR3		
1 -	1:36.536	+ 25.269	9:56:45.719	10 -	1:11.801	+ 0.534	10:11:13.153			
2 -	1:21.353	+ 10.086	9:58:07.072	11 -	1:11.730	+ 0.463	10:12:24.883			
3 -	1:16.272	+ 5.005	9:59:23.344	12 -	1:11.947	+ 0.680	10:13:36.830			
4 -	3:14.451 P	+ 2:03.184	10:02:37.795	13 -	1:11.809	+ 0.542	10:14:48.639			
5 -	1:22.852	+ 11.585	10:04:00.647	14 -	1:11.419	+ 0.152	10:16:00.058			
6 -	2:15.056 P	+ 1:03.789	10:06:15.703	15 -	1:26.011	+ 14.744	10:17:26.069			
7 -	1:20.735	+ 9.468	10:07:36.438	16 -	1:11.538	+ 0.271	10:18:37.607			
8 -	1:12.535	+ 1.268	10:08:48.973	17 -	1:11.493	+ 0.226	10:19:49.100			
9 -	1:12.379	+ 1.112	10:10:01.352	18 -	1:11.267		10:21:00.367			
18	THOMAS/LOUGHRAN						S	Radical SR3		
1 -	1:29.503	+ 21.468	9:56:41.899	11 -	1:08.288	+ 0.253	10:08:43.494			
2 -	1:16.245	+ 8.210	9:57:58.144	12 -	1:08.035		10:09:51.529			
3 -	1:14.233	+ 6.198	9:59:12.377	13 -	2:16.027 P	+ 1:07.992	10:12:07.556			
4 -	1:14.988	+ 6.953	10:00:27.365	14 -	1:15.511	+ 7.476	10:13:23.067			
5 -	1:11.093	+ 3.058	10:01:38.458	15 -	1:09.798	+ 1.763	10:14:32.865			
6 -	1:09.254	+ 1.219	10:02:47.712	16 -	1:09.344	+ 1.309	10:15:42.209			
7 -	1:19.875	+ 11.840	10:04:07.587	17 -	1:08.803	+ 0.768	10:16:51.012			
8 -	1:08.561	+ 0.526	10:05:16.148	18 -	1:08.937	+ 0.902	10:17:59.949			
9 -	1:08.170	+ 0.135	10:06:24.318	19 -	1:08.440	+ 0.405	10:19:08.389			
10 -	1:10.888	+ 2.853	10:07:35.206	20 -	1:08.359	+ 0.324	10:20:16.748			
19	KANE/ASHTON						I	Radical PR6		
1 -	1:19.141	+ 13.156	9:56:55.092	11 -	1:05.985		10:10:14.422			
2 -	1:08.837	+ 2.852	9:58:03.929	12 -	1:06.171	+ 0.186	10:11:20.593			
3 -	1:11.294	+ 5.309	9:59:15.223	13 -	1:06.580	+ 0.595	10:12:27.173			
4 -	1:07.448	+ 1.463	10:00:22.671	14 -	1:06.428	+ 0.443	10:13:33.601			
5 -	3:05.117 P	+ 1:59.132	10:03:27.788	15 -	1:06.570	+ 0.585	10:14:40.171			
6 -	1:11.863	+ 5.878	10:04:39.651	16 -	1:06.334	+ 0.349	10:15:46.505			
7 -	1:07.198	+ 1.213	10:05:46.849	17 -	1:06.348	+ 0.363	10:16:52.853			
8 -	1:08.692	+ 2.707	10:06:55.541	18 -	1:06.889	+ 0.904	10:17:59.742			
9 -	1:06.719	+ 0.734	10:08:02.260	19 -	1:06.359	+ 0.374	10:19:06.101			
10 -	1:06.177	+ 0.192	10:09:08.437							

Snetterton
Circuit Length = 1.9520 miles
Start: 09:55 End: 10:21

Weather / Track : Cloudy / Dry

Radical UK Cup

QUALIFYING - RACE 2 - LAP ANALYSIS

21	MCCLUGHAN/KAPADIA		S Radical SR3				
1 -	1:24.576	+ 16.166	9:56:55.280	11 -	1:12.324	+ 3.914	10:10:35.622
2 -	1:23.546	+ 15.136	9:58:18.826	12 -	1:11.804	+ 3.394	10:11:47.426
3 -	1:12.528	+ 4.118	9:59:31.354	13 -	1:11.329	+ 2.919	10:12:58.755
4 -	1:09.234	+ 0.824	10:00:40.588	14 -	1:10.893	+ 2.483	10:14:09.648
5 -	1:09.072	+ 0.662	10:01:49.660	15 -	1:10.863	+ 2.453	10:15:20.511
6 -	1:08.410		10:02:58.070	16 -	1:11.695	+ 3.285	10:16:32.206
7 -	2:45.744 P	+ 1:37.334	10:05:43.814	17 -	1:11.562	+ 3.152	10:17:43.768
8 -	1:16.306	+ 7.896	10:07:00.120	18 -	1:11.523	+ 3.113	10:18:55.291
9 -	1:11.330	+ 2.920	10:08:11.450	19 -	1:10.815	+ 2.405	10:20:06.106
10 -	1:11.848	+ 3.438	10:09:23.298				
25	Richard FEARNS		M Radical SR8				
1 -	1:39.615	+ 34.183	9:56:50.028	8 -	1:19.724	+ 14.292	10:07:24.733
2 -	1:12.508	+ 7.076	9:58:02.536	9 -	1:08.370	+ 2.938	10:08:33.103
3 -	1:10.228	+ 4.796	9:59:12.764	10 -	1:06.653	+ 1.221	10:09:39.756
4 -	1:08.988	+ 3.556	10:00:21.752	11 -	1:07.739	+ 2.307	10:10:47.495
5 -	1:07.460	+ 2.028	10:01:29.212	12 -	1:05.862	+ 0.430	10:11:53.357
6 -	1:06.130	+ 0.698	10:02:35.342	13 -	1:05.432		10:12:58.789
7 -	3:29.667 P	+ 2:24.235	10:06:05.009				
27	JACKSON/JACKSON		I Radical PR6				
1 -	1:31.954	+ 26.395	9:56:53.448	10 -	1:13.462	+ 7.903	10:09:49.578
2 -	1:21.636	+ 16.077	9:58:15.084	11 -	1:17.012	+ 11.453	10:11:06.590
3 -	1:15.354	+ 9.795	9:59:30.438	12 -	2:44.041 P	+ 1:38.482	10:13:50.631
4 -	1:06.115	+ 0.556	10:00:36.553	13 -	1:11.495	+ 5.936	10:15:02.126
5 -	1:05.559		10:01:42.112	14 -	1:05.568	+ 0.009	10:16:07.694
6 -	1:05.562	+ 0.003	10:02:47.674	15 -	1:05.626	+ 0.067	10:17:13.320
7 -	3:16.176 P	+ 2:10.617	10:06:03.850	16 -	1:18.758	+ 13.199	10:18:32.078
8 -	1:19.084	+ 13.525	10:07:22.934	17 -	1:05.693	+ 0.134	10:19:37.771
9 -	1:13.182	+ 7.623	10:08:36.116	18 -	1:05.666	+ 0.107	10:20:43.437
45	Colin NOBLE		S Radical SR3				
1 -	1:25.239	+ 17.517	9:56:41.789	10 -	1:08.493	+ 0.771	10:07:08.402
2 -	1:13.787	+ 6.065	9:57:55.576	11 -	2:36.274 P	+ 1:28.552	10:09:44.676
3 -	1:10.262	+ 2.540	9:59:05.838	12 -	1:10.817	+ 3.095	10:10:55.493
4 -	1:08.415	+ 0.693	10:00:14.253	13 -	1:08.375	+ 0.653	10:12:03.868
5 -	1:09.292	+ 1.570	10:01:23.545	14 -	1:08.237	+ 0.515	10:13:12.105
6 -	1:08.316	+ 0.594	10:02:31.861	15 -	1:08.508	+ 0.786	10:14:20.613
7 -	1:08.333	+ 0.611	10:03:40.194	16 -	1:08.580	+ 0.858	10:15:29.193
8 -	1:07.722		10:04:47.916	17 -	1:08.036	+ 0.314	10:16:37.229
9 -	1:11.993	+ 4.271	10:05:59.909				
61	Manhal ALLOS		M Radical SR8				
1 -	1:26.228	+ 20.923	9:56:48.876	9 -	3:20.297 P	+ 2:14.992	10:08:06.199
2 -	1:10.980	+ 5.675	9:57:59.856	10 -	1:10.938	+ 5.633	10:09:17.137
3 -	1:08.665	+ 3.360	9:59:08.521	11 -	1:05.411	+ 0.106	10:10:22.548
4 -	1:06.142	+ 0.837	10:00:14.663	12 -	1:10.804	+ 5.499	10:11:33.352
5 -	1:05.305		10:01:19.968	13 -	1:21.153	+ 15.848	10:12:54.505
6 -	1:05.589	+ 0.284	10:02:25.557	14 -	1:05.505	+ 0.200	10:14:00.010
7 -	1:07.667	+ 2.362	10:03:33.224	15 -	1:14.985	+ 9.680	10:15:14.995
8 -	1:12.678	+ 7.373	10:04:45.902	16 -	1:19.610	+ 14.305	10:16:34.605
71	Phil ABBOTT		S Radical SR3				
1 -	2:36.738 P	+ 1:28.142	9:58:10.471	11 -	1:09.401	+ 0.805	10:11:16.372
2 -	1:22.723	+ 14.127	9:59:33.194	12 -	1:09.067	+ 0.471	10:12:25.439
3 -	1:14.073	+ 5.477	10:00:47.267	13 -	1:09.969	+ 1.373	10:13:35.408
4 -	1:19.077	+ 10.481	10:02:06.344	14 -	1:08.611	+ 0.015	10:14:44.019
5 -	1:11.101	+ 2.505	10:03:17.445	15 -	1:09.018	+ 0.422	10:15:53.037
6 -	1:10.079	+ 1.483	10:04:27.524	16 -	1:08.983	+ 0.387	10:17:02.020
7 -	1:09.835	+ 1.239	10:05:37.359	17 -	1:08.684	+ 0.088	10:18:10.704
8 -	2:04.437 P	+ 55.841	10:07:41.796	18 -	1:08.596		10:19:19.300
9 -	1:15.395	+ 6.799	10:08:57.191	19 -	1:08.755	+ 0.159	10:20:28.055
10 -	1:09.780	+ 1.184	10:10:06.971				

Snetterton
Circuit Length = 1.9520 miles
Start: 09:55 End: 10:21

Weather / Track : Cloudy / Dry

Radical UK Cup

QUALIFYING - RACE 2 - LAP ANALYSIS


88	KAISER/WOODWARD		M	Radical SR8			
1 -	1:37.085	+ 33.141	9:57:20.514	9 -	1:06.956	+ 3.012	10:08:27.415
2 -	1:15.411	+ 11.467	9:58:35.925	10 -	1:05.191	+ 1.247	10:09:32.606
3 -	1:04.209	+ 0.265	9:59:40.134	11 -	1:04.426	+ 0.482	10:10:37.032
4 -	1:03.944		10:00:44.078	12 -	1:08.226	+ 4.282	10:11:45.258
5 -	1:04.006	+ 0.062	10:01:48.084	13 -	1:06.051	+ 2.107	10:12:51.309
6 -	2:49.288 P	+ 1:45.344	10:04:37.372	14 -	1:04.720	+ 0.776	10:13:56.029
7 -	1:26.589	+ 22.645	10:06:03.961	15 -	3:11.446 P	+ 2:07.502	10:17:07.475
8 -	1:16.498	+ 12.554	10:07:20.459	16 -	1:13.165	+ 9.221	10:18:20.640

Radical UK Cup

RACE 2 - GRID - AMENDED

ROW 7	1:11.267 13 Simon GARMSTON	14 WHELDON/BROMILEY
ROW 6	1:08.596 71 Phil ABBOTT	1:10.815 21 MCCLUGHAN/KAPADIA
ROW 5	1:07.722 45 Colin NOBLE	1:08.035 18 THOMAS/LOUGHRAN
ROW 4	1:06.101 7 FREEMAN/WILLIAMS	1:07.195 2 MORTIMER/GARDNER
ROW 3	1:05.559 27 JACKSON/JACKSON	1:05.985 19 KANE/ASHTON
ROW 2	1:05.305 61 Manhal ALLOS	1:05.432 25 Richard FEARNs
ROW 1	1:04.426 88 KAISER/WOODWARD	1:04.509 1 JOHNSTON/MOSELEY

Pole



Car 14 allowed to start from back of grid

Snetterton
Circuit Length = 1.9520 miles

These results are provisional until the conclusion of any judicial and technical matters.

Clerk of Course :

Timekeeper :

Radical UK Cup

RACE 2 - CLASSIFICATION

POS	NO	CL	NAME	ENTRY	LAPS	TIME	GAP	DIFF	MPH	BEST	ON
1	1	M	JOHNSTON/MOSELEY	Radical SR8	45	50:44.970			103.84	1:03.688	35
2	88	M	KAISER/WOODWARD	Radical SR8	45	50:56.415	11.445	11.445	103.46	1:04.694	32
3	61	M	Manhal ALLOS	Radical SR8	44	51:22.597	1 lap	1 lap	100.30	1:06.599	36
4	25	M	Richard FEARNES	Radical SR8	44	51:38.144	1 lap	15.547	99.79	1:06.373	8
5	45	S	Colin NOBLE	Radical SR3	43	50:46.204	2 laps	1 lap	99.19	1:08.032	33
6	14	M	WHELDON/BROMILEY	Radical SR8	43	51:22.866	2 laps	36.662	98.01	1:04.749	42
7	71	S	Phil ABBOTT	Radical SR3	43	51:32.058	2 laps	9.192	97.72	1:09.438	9
8	21	S	MCCLUGHAN/KAPADIA	Radical SR3	42	50:46.678	3 laps	1 lap	96.87	1:07.669	40
9	27	I	JACKSON/JACKSON	Radical PR6	42	50:48.870	3 laps	2.192	96.80	1:06.357	14
10	13	S	Simon GARMSTON	Radical SR3	40	50:51.266	5 laps	2 laps	92.12	1:12.037	25
NOT CLASSIFIED											
DNC	7	I	FREEMAN/WILLIAMS	Radical PR6	23	29:14.704	22 laps	17 laps	92.10	1:07.786	16
DNC	2	S	MORTIMER/GARDNER	Radical SR3	18	22:04.869	27 laps	5 laps	95.47	1:08.122	13
DNC	18	S	THOMAS/LOUGHRAN	Radical SR3	17	20:59.389	28 laps	1 lap	94.85	1:07.863	13
FASTEST LAP											
	1	M	JOHNSTON/MOSELEY	Radical SR8	35	1:03.688		110.33 mph		177.56 kph	
	27	I	JACKSON/JACKSON	Radical PR6	14	1:06.357		105.89 mph		170.42 kph	
	21	S	MCCLUGHAN/KAPADIA	Radical SR3	40	1:07.669		103.84 mph		167.12 kph	

Weather / Track : Bright / Dry

These results are provisional until the conclusion of any judicial and technical matters.

Snetterton
Circuit Length = 1.9520 miles
Start: 13:38 End: 14:30

Clerk of Course :

Timekeeper :

Radical UK Cup

RACE 2 - LAP CHART

Lap 1			Lap 2			Lap 3			Lap 4			Lap 5		
No	Behind	Laptime	No	Behind	Laptime	No	Behind	Laptime	No	Behind	Laptime	No	Behind	Laptime
88		1:13.426	88		1:08.857	88		1:08.364	88		1:07.796	88		1:07.042
1	0.376	1:13.802	1	0.844	1:09.325	1	0.977	1:08.497	1	0.282	1:07.101	1	0.418	1:07.178
27	2.036	1:15.462	27	3.735	1:10.556	14	2 LAPS	3:34.460	14	2 LAPS	1:08.533	14	2 LAPS	1:07.863
7	3.134	1:16.560	7	4.849	1:10.572	27	4.715	1:09.344	25	5.177	1:07.880	25	5.764	1:07.629
61	4.739	1:18.165	25	5.284	1:09.364	25	5.093	1:08.173	27	6.117	1:09.198	27	6.827	1:07.752
25	4.777	1:18.203	61	6.997	1:11.115	7	6.453	1:09.968	7	8.208	1:09.551	7	10.348	1:09.182
2	6.916	1:20.342	2	10.140	1:12.081	61	8.196	1:09.563	61	10.020	1:09.620	61	10.763	1:07.785
18	7.461	1:20.887	45	10.694	1:11.893	2	11.742	1:09.966	2	13.653	1:09.707	2	15.498	1:08.887
45	7.658	1:21.084	18	11.409	1:12.805	45	12.196	1:09.866	45	14.196	1:09.796	45	15.901	1:08.747
71	7.991	1:21.417	71	13.437	1:14.303	18	12.953	1:09.908	18	14.555	1:09.398	18	16.355	1:08.842
21	9.820	1:23.246	21	15.606	1:14.643	71	16.451	1:11.378	71	19.105	1:10.450	71	22.627	1:10.564
13	13.007	1:26.433	13	20.125	1:15.975	21	20.523	1:13.281	21	25.072	1:12.345	21	29.347	1:11.317
						13	26.251	1:14.490	13	31.736	1:13.281	13	37.246	1:12.552

Radical UK Cup

RACE 2 - LAP CHART

Lap 6			Lap 7			Lap 8			Lap 9			Lap 10		
No	Behind	Laptime	No	Behind	Laptime	No	Behind	Laptime	No	Behind	Laptime	No	Behind	Laptime
88		1:06.922	1		1:07.398	1		1:05.671	1		1:05.648	1		1:06.097
1	0.011	1:06.515	88	0.728	1:08.137	88	1.103	1:06.046	88	1.074	1:05.619	88	1.544	1:06.567
14	2 LAPS	1:06.999	14	2 LAPS	1:07.400	14	2 LAPS	1:06.488	14	2 LAPS	1:06.264	14	2 LAPS	1:06.667
25	5.641	1:06.799	25	5.950	1:07.718	25	6.652	1:06.373	25	8.949	1:07.945	25	10.850	1:07.998
27	7.366	1:07.461	27	7.508	1:07.551	27	9.080	1:07.243	27	10.621	1:07.189	27	11.442	1:06.918
61	11.374	1:07.533	61	11.639	1:07.674	61	14.084	1:08.116	61	15.988	1:07.552	61	17.268	1:07.377
7	14.922	1:11.496	7	16.407	1:08.894	7	19.121	1:08.385	7	21.332	1:07.859	7	23.883	1:08.648
2	17.067	1:08.491	2	18.119	1:08.461	2	20.944	1:08.496	2	23.548	1:08.252	2	25.671	1:08.220
45	17.738	1:08.759	45	18.947	1:08.618	45	21.466	1:08.190	45	23.871	1:08.053	45	26.188	1:08.414
18	18.311	1:08.878	18	19.286	1:08.384	18	22.410	1:08.795	18	25.146	1:08.384	18	27.189	1:08.140
71	25.986	1:10.281	71	28.230	1:09.653	71	32.085	1:09.526	71	35.875	1:09.438	71	39.311	1:09.533
21	33.376	1:10.951	21	36.781	1:10.814	21	42.573	1:11.463	21	49.537	1:12.612	21	54.735	1:11.295
13	43.234	1:12.910	13	48.678	1:12.853	13	55.894	1:12.887	13	1:02.836	1:12.590			

Radical UK Cup

RACE 2 - LAP CHART

Lap 11			Lap 12			Lap 13			Lap 14			Lap 15		
No	Behind	Laptime	No	Behind	Laptime	No	Behind	Laptime	No	Behind	Laptime	No	Behind	Laptime
1		1:06.481	1		1:05.552	1		1:05.804	1		1:05.757	1		1:05.578
88	2.015	1:06.952	88	2.753	1:06.290	88	3.144	1:06.195	88	4.754	1:07.367	88	5.809	1:06.633
13	1 LAP	1:13.970	14	2 LAPS	1:08.075	14	2 LAPS	1:07.128	21	1 LAP	1:11.645	21	1 LAP	1:10.982
14	2 LAPS	1:07.088	25	13.064	1:06.986	27	15.284	1:07.606	14	2 LAPS	1:06.637	14	2 LAPS	1:07.378
25	11.630	1:07.261	27	13.482	1:06.918	61	23.075	1:08.624	27	15.884	1:06.357	27	16.890	1:06.584
27	12.116	1:07.155	13	1 LAP	1:17.345	25	25.126	1:17.866	61	24.229	1:06.911	61	25.873	1:07.222
61	18.212	1:07.425	61	20.255	1:07.595	13	1 LAP	1:16.505	2	36.609	1:09.899	2	39.770	1:08.739
7	25.615	1:08.213	7	28.423	1:08.360	7	30.897	1:08.278	7	37.048	1:11.908	7	41.205	1:09.735
2	27.383	1:08.193	2	30.149	1:08.318	2	32.467	1:08.122	45	37.658	1:10.261	45	41.955	1:09.875
45	27.804	1:08.097	45	30.884	1:08.632	45	33.154	1:08.074	18	38.107	1:10.144	18	42.178	1:09.649
18	28.926	1:08.218	18	31.661	1:08.287	18	33.720	1:07.863	13	1 LAP	1:17.817	25	44.274	1:08.223
71	42.480	1:09.650	71	47.171	1:10.243	71	50.975	1:09.608	25	41.629	1:22.260	13	1 LAP	1:14.895
21	59.770	1:11.516	21	1:05.319	1:11.101				71	55.577	1:10.359	71	1:00.332	1:10.333

Radical UK Cup

RACE 2 - LAP CHART

Lap 16			Lap 17			Lap 18			Lap 19			Lap 20		
No	Behind	Laptime	No	Behind	Laptime	No	Behind	Laptime	No	Behind	Laptime	No	Behind	Laptime
1		1:05.471	1		1:04.781	1		1:05.171	1		1:05.906	1		1:05.151
88	6.843	1:06.505	71	1 LAP	1:10.114	71	1 LAP	1:10.816	13	2 LAPS	1:13.410	88	10.015	1:05.741
21	1 LAP	1:10.564	88	8.099	1:06.037	88	9.398	1:06.470	88	9.425	1:05.933	13	2 LAPS	1:13.535
14	2 LAPS	1:06.965	14	2 LAPS	1:06.295	14	2 LAPS	1:06.273	71	1 LAP	1:09.777	71	1 LAP	1:10.506
27	17.992	1:06.573	27	21.228	1:08.017	27	23.211	1:07.154	14	2 LAPS	1:06.271	14	2 LAPS	1:05.915
61	27.175	1:06.773	21	1 LAP	1:11.728	21	1 LAP	1:10.522	27	24.896	1:07.591	27	27.235	1:07.490
2	42.751	1:08.452	61	29.571	1:07.177	61	31.218	1:06.818	21	1 LAP	1:09.779	61	35.393	1:07.604
7	43.520	1:07.786	2	46.480	1:08.510	7	49.510	1:08.052	61	32.940	1:07.628	21	1 LAP	1:10.990
45	44.943	1:08.459	7	46.629	1:07.890	2	50.705	1:09.396	7	51.678	1:08.074	25	54.055	1:07.082
25	46.506	1:07.703	45	48.362	1:08.200	25	50.740	1:06.857	25	52.124	1:07.290	7	55.281	1:08.754
18	46.695	1:09.988	25	49.054	1:07.329	45	52.619	1:09.428	45	55.380	1:08.667	45	59.218	1:08.989
13	1 LAP	1:12.963	18	53.108	1:11.194									
			13	1 LAP	1:13.105									

Radical UK Cup

RACE 2 - LAP CHART

Lap 21			Lap 22			Lap 23			Lap 24			Lap 25		
No	Behind	Laptime	No	Behind	Laptime	No	Behind	Laptime	No	Behind	Laptime	No	Behind	Laptime
1		1:05.542	27		1:06.890	27		1:07.861	1		1:05.820	1		1:06.344
88	10.851	1:06.378	61	11.664	1:09.321	13	2 LAPS	1:13.197	21	2 LAPS	1:12.902	21	2 LAPS	1:08.950
71	1 LAP	1:11.028	7	1 LAP	2:33.425 P	25	1 LAP	2:13.451 P	7	1 LAP	1:10.826	88	10.306	1:05.572
14	2 LAPS	1:06.938	1	47.944	2:24.156 P	45	1 LAP	2:11.586 P	88	11.078	1:05.524	71	1 LAP	1:10.974
13	2 LAPS	1:14.011	71	1 LAP	2:06.226 P	21	2 LAPS	2:43.834 P	71	1 LAP	1:11.330	14	2 LAPS	1:06.692
27	29.322	1:07.629	88	58.601	2:23.962 P	1	47.517	1:07.434	27	31.673	2:25.010 P	27	44.767	1:19.438
61	38.555	1:08.704				7	1 LAP	1:11.069	14	2 LAPS	1:16.575	25	49.326	1:07.285
21	1 LAP	1:10.492				71	1 LAP	1:14.532	25	48.385	1:06.882	61	58.367	1:07.669
25	55.639	1:07.126				88	58.891	1:08.151	13	2 LAPS	2:37.460 P	13	2 LAPS	1:16.935
45	1:02.670	1:08.994				14	2 LAPS	2:24.674 P	61	57.042	1:10.309	45	1:00.204	1:09.385
14	1 LAP	1:06.639				25	1:34.840	1:09.823	45	57.163	1:09.365			
13	1 LAP	1:12.659				61	1:40.070	2:36.267 P						
						45	1:41.135	1:10.952						

Radical UK Cup

RACE 2 - LAP CHART

Lap 26			Lap 27			Lap 28			Lap 29			Lap 30		
No	Behind	Laptime	No	Behind	Laptime	No	Behind	Laptime	No	Behind	Laptime	No	Behind	Laptime
1		1:05.179	1		1:05.066	1		1:04.366	1		1:04.451	1		1:04.122
21	2 LAPS	1:08.362	13	3 LAPS	1:13.881	45	1 LAP	1:08.992	61	1 LAP	1:07.198	61	1 LAP	1:07.000
88	10.420	1:05.293	88	11.424	1:06.070	13	3 LAPS	1:12.037	45	1 LAP	1:09.672	45	1 LAP	1:08.489
71	1 LAP	1:10.467	21	2 LAPS	1:09.005	88	11.893	1:04.835	27	1 LAP	1:16.158	88	14.325	1:05.304
14	2 LAPS	1:06.097	71	1 LAP	1:10.073	21	2 LAPS	1:08.212	88	13.143	1:05.701	27	1 LAP	1:14.406
25	52.679	1:08.532	14	2 LAPS	1:05.340	14	2 LAPS	1:06.516	13	3 LAPS	1:13.324	21	2 LAPS	1:08.951
27	54.664	1:15.076	25	54.784	1:07.171	71	1 LAP	1:10.071	21	2 LAPS	1:08.806	13	3 LAPS	1:14.244
61	1:00.539	1:07.351	27	1:03.743	1:14.145	25	57.354	1:06.936	14	2 LAPS	1:05.234	14	2 LAPS	1:05.145
45	1:04.744	1:09.719	61	1:04.236	1:08.763				71	1 LAP	1:09.735	71	1 LAP	1:10.066
									25	59.908	1:07.005	25	1:02.820	1:07.034

Radical UK Cup

RACE 2 - LAP CHART

Lap 31			Lap 32			Lap 33			Lap 34			Lap 35		
No	Behind	Laptime	No	Behind	Laptime	No	Behind	Laptime	No	Behind	Laptime	No	Behind	Laptime
1		1:04.534	1		1:06.071	1		1:04.427	1		1:04.033	1		1:03.688
61	1 LAP	1:07.276	61	1 LAP	1:07.364	25	1 LAP	1:07.290	25	1 LAP	1:07.358	71	2 LAPS	1:09.857
88	14.681	1:04.890	88	13.304	1:04.694	61	1 LAP	1:07.132	61	1 LAP	1:06.647	25	1 LAP	1:07.529
45	1 LAP	1:09.637	45	1 LAP	1:08.405	88	13.717	1:04.840	88	14.935	1:05.251	88	16.146	1:04.899
21	2 LAPS	1:09.430	21	2 LAPS	1:08.203	45	1 LAP	1:08.404	45	1 LAP	1:08.032	61	1 LAP	1:06.900
27	1 LAP	1:15.615	14	2 LAPS	1:05.340	21	2 LAPS	1:07.895	14	2 LAPS	1:05.830	45	1 LAP	1:08.485
14	2 LAPS	1:05.053	27	1 LAP	1:15.209	14	2 LAPS	1:05.167	21	2 LAPS	1:08.173	14	2 LAPS	1:05.013
13	3 LAPS	1:12.459	13	3 LAPS	1:12.633	27	1 LAP	1:14.125	27	1 LAP	1:14.864	21	2 LAPS	1:08.104
71	1 LAP	1:09.768	71	1 LAP	1:10.142	13	3 LAPS	1:12.460	13	3 LAPS	1:15.084			
25	1:06.052	1:07.766				71	1 LAP	1:09.509						

Radical UK Cup

RACE 2 - LAP CHART


Lap 36			Lap 37			Lap 38			Lap 39			Lap 40		
No	Behind	Laptime	No	Behind	Laptime	No	Behind	Laptime	No	Behind	Laptime	No	Behind	Laptime
1		1:06.239	1		1:05.045	1		1:04.959	1		1:05.401	1		1:04.757
27	2 LAPS	1:14.464	71	2 LAPS	1:10.343	88	17.585	1:06.120	88	17.078	1:04.894	88	17.450	1:05.129
71	2 LAPS	1:10.384	27	2 LAPS	1:14.518	71	2 LAPS	1:09.603	71	2 LAPS	1:10.119	71	2 LAPS	1:09.832
13	4 LAPS	1:15.130	25	1 LAP	1:10.180	61	1 LAP	1:09.025	61	1 LAP	1:07.587	61	1 LAP	1:08.360
25	1 LAP	1:07.405	88	16.424	1:06.694	27	2 LAPS	1:14.393	27	2 LAPS	1:12.085	27	2 LAPS	1:12.770
88	14.775	1:04.868	13	4 LAPS	1:15.061	13	4 LAPS	1:13.210	13	4 LAPS	1:12.268	14	2 LAPS	1:06.236
61	1 LAP	1:06.764	61	1 LAP	1:06.599	14	2 LAPS	1:04.929	14	2 LAPS	1:04.805	13	4 LAPS	1:12.666
45	1 LAP	1:08.825	14	2 LAPS	1:05.975	25	1 LAP	1:30.658 P	25	1 LAP	1:09.614	25	1 LAP	1:06.989
14	2 LAPS	1:04.951	45	1 LAP	1:09.115	45	1 LAP	1:08.598	45	1 LAP	1:08.975	45	1 LAP	1:08.383
21	2 LAPS	1:08.265	21	2 LAPS	1:08.004	21	2 LAPS	1:07.818	21	2 LAPS	1:08.102	21	2 LAPS	1:08.347

Radical UK Cup

RACE 2 - LAP CHART

Lap 41			Lap 42			Lap 43			Lap 44			Lap 45		
No	Behind	Laptime	No	Behind	Laptime	No	Behind	Laptime	No	Behind	Laptime	No	Behind	Laptime
1		1:05.600	1		1:05.647	1		1:05.733	1		1:05.554	1		1:07.918
88	16.683	1:04.833	88	15.936	1:04.900	88	15.347	1:05.144	88	14.531	1:04.738	45	2 LAPS	1:10.874
61	1 LAP	1:07.650	61	1 LAP	1:07.676	61	1 LAP	1:07.213	61	1 LAP	1:07.528	21	3 LAPS	1:10.153
71	2 LAPS	1:10.263	71	2 LAPS	1:10.195	71	2 LAPS	1:10.070	14	2 LAPS	1:04.749	27	3 LAPS	1:14.843
14	2 LAPS	1:06.959	14	2 LAPS	1:04.933	14	2 LAPS	1:04.902	71	2 LAPS	1:09.805	13	5 LAPS	1:14.986
27	2 LAPS	1:12.929	25	1 LAP	1:07.375	25	1 LAP	1:06.580	25	1 LAP	1:07.705	88	11.445	1:04.832
13	4 LAPS	1:13.316	27	2 LAPS	1:13.483	27	2 LAPS	1:12.840				61	1 LAP	1:08.017
25	1 LAP	1:06.661	13	4 LAPS	1:13.384	45	1 LAP	1:11.851				14	2 LAPS	1:05.475
45	1 LAP	1:08.326	45	1 LAP	1:09.038	13	4 LAPS	1:13.345				71	2 LAPS	1:09.717
21	2 LAPS	1:08.224	21	2 LAPS	1:07.669	21	2 LAPS	1:07.983				25	1 LAP	1:06.850

Radical UK Cup
RACE 11 - GRID

ROW 7	19 KANE/ASHTON	3 Sean BALFE
ROW 6	2 MORTIMER/GARDNER	18 THOMAS/LOUGHRAN
ROW 5	27 JACKSON/JACKSON	7 FREEMAN/WILLIAMS
ROW 4	71 Phil ABBOTT	21 MCCLUGHAN/KAPADIA
ROW 3	45 Colin NOBLE	14 WHELDON/BROMILEY
ROW 2	61 Manhal ALLOS	25 Richard FEARNs
ROW 1	1 JOHNSTON/MOSELEY	88 KAISER/WOODWARD
Pole		
		

Snetterton
Circuit Length = 1.9520 miles

These results are provisional until the conclusion of any judicial and technical matters.

Clerk of Course :		Timekeeper :
-------------------	--	--------------

Radical UK Cup

WARM UP - RACE 11 - CLASSIFICATION

POS	NO	CL	NAME	ENTRY	TIME	ON	LAPS	GAP	DIFF	MPH
1	1	M	JOHNSTON/MOSELEY	Radical SR8	1:03.072	12	12			111.41
2	14	M	WHELDON/BROMILEY	Radical SR8	1:04.148	10	12	1.076	1.076	109.54
3	88	M	KAISER/WOODWARD	Radical SR8	1:05.088	8	10	2.016	0.940	107.96
4	27	I	JACKSON/JACKSON	Radical PR6	1:06.022	5	12	2.950	0.934	106.43
5	61	M	Manhal ALLOS	Radical SR8	1:06.422	9	10	3.350	0.400	105.79
6	2	S	MORTIMER/GARDNER	Radical SR3	1:06.567	11	12	3.495	0.145	105.56
7	25	M	Richard FEARNES	Radical SR8	1:06.825	13	13	3.753	0.258	105.15
8	7	I	FREEMAN/WILLIAMS	Radical PR6	1:07.097	9	12	4.025	0.272	104.73
9	45	S	Colin NOBLE	Radical SR3	1:08.598	5	8	5.526	1.501	102.43
10	18	S	THOMAS/LOUGHRAN	Radical SR3	1:09.032	11	12	5.960	0.434	101.79
11	3	S	Sean BALFE	Radical SR3	1:09.861	8	8	6.789	0.829	100.58
12	71	S	Phil ABBOTT	Radical SR3	1:14.300	4	5	11.228	4.439	94.57

Weather / Track : Bright / Dry

These results are provisional until the conclusion of any judicial and technical matters.

Snetterton
Circuit Length = 1.9520 miles
Start: 09:17 End: 09:33

Clerk of Course :

Timekeeper :

Radical UK Cup

WARM UP - RACE 11 - LAP ANALYSIS

1	JOHNSTON/MOSELEY						M	Radical SR8		
1 -	1:23.956	+ 20.884	9:18:37.270	7 -	1:08.433	+ 5.361	9:25:29.488			
2 -	1:12.474	+ 9.402	9:19:49.744	8 -	3:13.035 P	+ 2:09.963	9:28:42.523			
3 -	1:10.724	+ 7.652	9:21:00.468	9 -	1:10.533	+ 7.461	9:29:53.056			
4 -	1:07.738	+ 4.666	9:22:08.206	10 -	1:04.376	+ 1.304	9:30:57.432			
5 -	1:05.787	+ 2.715	9:23:13.993	11 -	1:03.930	+ 0.858	9:32:01.362			
6 -	1:07.062	+ 3.990	9:24:21.055	12 -	1:03.072		9:33:04.434			
2	MORTIMER/GARDNER						S	Radical SR3		
1 -	1:37.383	+ 30.816	9:18:56.254	7 -	1:18.542	+ 11.975	9:26:59.804			
2 -	1:26.205	+ 19.638	9:20:22.459	8 -	1:14.141	+ 7.574	9:28:13.945			
3 -	1:22.771	+ 16.204	9:21:45.230	9 -	1:08.124	+ 1.557	9:29:22.069			
4 -	1:19.267	+ 12.700	9:23:04.497	10 -	1:07.470	+ 0.903	9:30:29.539			
5 -	1:18.703	+ 12.136	9:24:23.200	11 -	1:06.567		9:31:36.106			
6 -	1:18.062	+ 11.495	9:25:41.262	12 -	1:06.603	+ 0.036	9:32:42.709			
3	Sean BALFE						S	Radical SR3		
1 -	1:41.672	+ 31.811	9:18:53.384	5 -	1:17.325	+ 7.464	9:24:14.619			
2 -	1:24.642	+ 14.781	9:20:18.026	6 -	1:11.481	+ 1.620	9:25:26.100			
3 -	1:20.179	+ 10.318	9:21:38.205	7 -	1:10.418	+ 0.557	9:26:36.518			
4 -	1:19.089	+ 9.228	9:22:57.294	8 -	1:09.861		9:27:46.379			
7	FREEMAN/WILLIAMS						I	Radical PR6		
1 -	1:36.656	+ 29.559	9:19:01.917	7 -	1:09.822	+ 2.725	9:26:56.979			
2 -	2:05.150 P	+ 58.053	9:21:07.067	8 -	1:07.751	+ 0.654	9:28:04.730			
3 -	1:15.669	+ 8.572	9:22:22.736	9 -	1:07.097		9:29:11.827			
4 -	1:09.146	+ 2.049	9:23:31.882	10 -	1:07.131	+ 0.034	9:30:18.958			
5 -	1:07.652	+ 0.555	9:24:39.534	11 -	1:07.473	+ 0.376	9:31:26.431			
6 -	1:07.623	+ 0.526	9:25:47.157	12 -	1:07.351	+ 0.254	9:32:33.782			
14	WHELDON/BROMILEY						M	Radical SR8		
1 -	1:22.789	+ 18.641	9:19:35.415	7 -	1:04.414	+ 0.266	9:26:18.192			
2 -	1:11.977	+ 7.829	9:20:47.392	8 -	2:32.747 P	+ 1:28.599	9:28:50.939			
3 -	1:07.852	+ 3.704	9:21:55.244	9 -	1:07.196	+ 3.048	9:29:58.135			
4 -	1:08.595	+ 4.447	9:23:03.839	10 -	1:04.148		9:31:02.283			
5 -	1:05.337	+ 1.189	9:24:09.176	11 -	1:04.623	+ 0.475	9:32:06.906			
6 -	1:04.602	+ 0.454	9:25:13.778	12 -	1:04.264	+ 0.116	9:33:11.170			
18	THOMAS/LOUGHRAN						S	Radical SR3		
1 -	1:29.275	+ 20.243	9:18:45.735	7 -	1:09.580	+ 0.548	9:26:03.598			
2 -	1:19.371	+ 10.339	9:20:05.106	8 -	2:10.871 P	+ 1:01.839	9:28:14.469			
3 -	1:15.697	+ 6.665	9:21:20.803	9 -	1:12.646	+ 3.614	9:29:27.115			
4 -	1:11.788	+ 2.756	9:22:32.591	10 -	1:09.428	+ 0.396	9:30:36.543			
5 -	1:10.941	+ 1.909	9:23:43.532	11 -	1:09.032		9:31:45.575			
6 -	1:10.486	+ 1.454	9:24:54.018	12 -	1:09.308	+ 0.276	9:32:54.883			
25	Richard FEARNS						M	Radical SR8		
1 -	1:44.068	+ 37.243	9:19:06.569	8 -	1:09.156	+ 2.331	9:27:25.068			
2 -	1:18.365	+ 11.540	9:20:24.934	9 -	1:08.446	+ 1.621	9:28:33.514			
3 -	1:13.830	+ 7.005	9:21:38.764	10 -	1:07.081	+ 0.256	9:29:40.595			
4 -	1:11.468	+ 4.643	9:22:50.232	11 -	1:07.778	+ 0.953	9:30:48.373			
5 -	1:09.319	+ 2.494	9:23:59.551	12 -	1:06.974	+ 0.149	9:31:55.347			
6 -	1:08.348	+ 1.523	9:25:07.899	13 -	1:06.825		9:33:02.172			
7 -	1:08.013	+ 1.188	9:26:15.912							
27	JACKSON/JACKSON						I	Radical PR6		
1 -	1:25.671	+ 19.649	9:18:52.488	7 -	1:22.104	+ 16.082	9:27:03.391			
2 -	1:10.379	+ 4.357	9:20:02.867	8 -	1:15.915	+ 9.893	9:28:19.306			
3 -	1:06.520	+ 0.498	9:21:09.387	9 -	1:15.737	+ 9.715	9:29:35.043			
4 -	1:06.196	+ 0.174	9:22:15.583	10 -	1:18.621	+ 12.599	9:30:53.664			
5 -	1:06.022		9:23:21.605	11 -	1:15.537	+ 9.515	9:32:09.201			
6 -	2:19.682 P	+ 1:13.660	9:25:41.287	12 -	1:15.876	+ 9.854	9:33:25.077			

Snetterton
 Circuit Length = 1.9520 miles
 Start: 09:17 End: 09:33

Weather / Track : Bright / Dry

Radical UK Cup

WARM UP - RACE 11 - LAP ANALYSIS

45	Colin NOBLE						S	Radical SR3	
1 -	1:24.809	+ 16.211	9:18:39.937	5 -	1:08.598			9:23:21.209	
2 -	1:12.564	+ 3.966	9:19:52.501	6 -	1:09.229	+ 0.631		9:24:30.438	
3 -	1:10.459	+ 1.861	9:21:02.960	7 -	2:30.547 P	+ 1:21.949		9:27:00.985	
4 -	1:09.651	+ 1.053	9:22:12.611	8 -	1:12.265	+ 3.667		9:28:13.250	
61	Manhal ALLOS						M	Radical SR8	
1 -	1:35.185	+ 28.763	9:20:09.825	6 -	1:31.341	+ 24.919		9:28:22.274	
2 -	1:19.621	+ 13.199	9:21:29.446	7 -	1:08.277	+ 1.855		9:29:30.551	
3 -	1:14.876	+ 8.454	9:22:44.322	8 -	1:06.727	+ 0.305		9:30:37.278	
4 -	2:54.700 P	+ 1:48.278	9:25:39.022	9 -	1:06.422			9:31:43.700	
5 -	1:11.911	+ 5.489	9:26:50.933	10 -	1:06.610	+ 0.188		9:32:50.310	
71	Phil ABBOTT						S	Radical SR3	
1 -	1:29.646	+ 15.346	9:21:54.324	4 -	1:14.300			9:25:42.366	
2 -	1:18.599	+ 4.299	9:23:12.923	5 -	3:13.558 P	+ 1:59.258		9:28:55.924	
3 -	1:15.143	+ 0.843	9:24:28.066						
88	KAISER/WOODWARD						M	Radical SR8	
1 -	1:27.630	+ 22.542	9:18:34.697	6 -	1:05.426	+ 0.338		9:28:28.265	
2 -	1:08.171	+ 3.083	9:19:42.868	7 -	1:06.790	+ 1.702		9:29:35.055	
3 -	1:05.795	+ 0.707	9:20:48.663	8 -	1:05.088			9:30:40.143	
4 -	5:24.520 P	+ 4:19.432	9:26:13.183	9 -	1:05.088			9:31:45.231	
5 -	1:09.656	+ 4.568	9:27:22.839	10 -	1:05.193	+ 0.105		9:32:50.424	

Radical UK Cup

RACE 11 - CLASSIFICATION

POS	NO	CL	NAME	ENTRY	LAPS	TIME	GAP	DIFF	MPH	BEST	ON
1	1	M	JOHNSTON/MOSELEY	Radical SR8	45	50:44.095			103.87	1:03.807	30
2	88	M	WOODWARD/KAISER	Radical SR8	45	51:14.031	29.936	29.936	102.86	1:05.084	26
3	2	S	GARDNER/MORTIMER	Radical SR3	44	51:23.660	1 lap	1 lap	100.26	1:06.512	44
4	3	S	Sean BALFE	Radical SR3	44	51:41.909	1 lap	18.249	99.67	1:07.956	32
5	18	S	LOUGHRAN/THOMAS	Radical SR3	43	50:47.828	2 laps	1 lap	99.14	1:07.607	38
6	45	S	Colin NOBLE	Radical SR3	43	50:52.472	2 laps	4.644	98.99	1:08.033	11
7	25	M	Richard FEARNES	Radical SR8	43	51:10.087	2 laps	17.615	98.42	1:06.187	14
8	27	I	JACKSON B/JACKSON M	Radical PR6	42	52:11.159	3 laps	1 lap	94.25	1:06.170	4
9	61	M	Manhal ALLOS	Radical SR8	40	50:47.152	5 laps	2 laps	92.24	1:05.857	28
10	7	I	WILLIAMS/FREEMAN	Radical PR6	35	40:55.388	10 laps	5 laps	100.16	1:06.557	4
NOT CLASSIFIED											
DNC	71	S	FISH/ABBOTT	Radical SR3	33	51:01.949	12 laps	2 laps	75.73	1:08.980	13
DNC	14	M	BROMILEY/WHELDON	Radical SR8	31	38:32.990	14 laps	2 laps	94.18	1:05.616	4
FASTEST LAP											
1	M	JOHNSTON/MOSELEY	Radical SR8	30	1:03.807	110.13 mph	177.23 kph				
27	I	JACKSON B/JACKSON M	Radical PR6	4	1:06.170	106.19 mph	170.90 kph				
2	S	GARDNER/MORTIMER	Radical SR3	44	1:06.512	105.65 mph	170.03 kph				

Weather / Track : Sunny / Dry

These results are provisional until the conclusion of any judicial and technical matters.

Snetterton
Circuit Length = 1.9520 miles
Start: 11:55 End: 12:47

Clerk of Course :		Timekeeper :
-------------------	--	--------------

Radical UK Cup

RACE 11 - LAP CHART

Lap 1			Lap 2			Lap 3			Lap 4			Lap 5		
No	Behind	Laptime	No	Behind	Laptime	No	Behind	Laptime	No	Behind	Laptime	No	Behind	Laptime
1		1:10.618	1		1:05.768	1		1:05.266	1		1:04.967	1		1:05.407
88	0.771	1:11.389	88	0.708	1:05.705	88	1.005	1:05.563	88	1.510	1:05.472	88	1.607	1:05.504
14	2.229	1:12.847	14	3.390	1:06.929	14	4.237	1:06.113	14	4.886	1:05.616	14	5.917	1:06.438
27	2.513	1:13.131	27	3.797	1:07.052	27	5.007	1:06.476	27	6.210	1:06.170	27	7.391	1:06.588
25	3.824	1:14.442	25	5.612	1:07.556	25	7.492	1:07.146	25	9.047	1:06.522	25	10.221	1:06.581
7	4.928	1:15.546	7	7.091	1:07.931	7	8.545	1:06.720	7	10.135	1:06.557	7	11.493	1:06.765
2	6.172	1:16.790	2	8.694	1:08.290	2	11.607	1:08.179	2	14.847	1:08.207	2	17.644	1:08.204
18	7.464	1:18.082	18	12.536	1:10.840	18	16.872	1:09.602	18	22.591	1:10.686	18	26.808	1:09.624
3	8.633	1:19.251	3	13.265	1:10.400	3	17.487	1:09.488	3	23.141	1:10.621	3	27.326	1:09.592
71	9.110	1:19.728	71	13.632	1:10.290	45	17.957	1:09.099	45	23.712	1:10.722	45	27.837	1:09.532
45	9.588	1:20.206	45	14.124	1:10.304	71	18.650	1:10.284	71	24.100	1:10.417	71	28.383	1:09.690
61	30.046	1:40.664	61	30.763	1:06.485	61	31.662	1:06.165	61	33.227	1:06.532	61	37.085	1:09.265

Radical UK Cup

RACE 11 - LAP CHART

Lap 6			Lap 7			Lap 8			Lap 9			Lap 10		
No	Behind	Laptime	No	Behind	Laptime	No	Behind	Laptime	No	Behind	Laptime	No	Behind	Laptime
1		1:05.229	1		1:05.217	1		1:05.160	1		1:05.306	1		1:05.121
88	2.022	1:05.644	88	3.273	1:06.468	88	5.247	1:07.134	88	6.920	1:06.979	88	8.517	1:06.718
14	6.842	1:06.154	14	7.774	1:06.149	14	9.402	1:06.788	14	10.615	1:06.519	14	11.139	1:05.645
27	8.712	1:06.550	27	10.023	1:06.528	27	11.543	1:06.680	27	12.986	1:06.749	27	14.717	1:06.852
25	11.802	1:06.810	25	13.397	1:06.812	25	15.238	1:07.001	25	16.518	1:06.586	25	18.180	1:06.783
7	13.441	1:07.177	7	15.258	1:07.034	7	16.961	1:06.863	7	18.927	1:07.272	7	21.234	1:07.428
2	21.004	1:08.589	2	23.978	1:08.191	2	27.116	1:08.298	2	29.989	1:08.179	2	33.096	1:08.228
18	30.850	1:09.271	18	34.710	1:09.077	18	38.961	1:09.411	18	42.706	1:09.051	61	44.782	1:06.483
3	31.824	1:09.727	3	35.360	1:08.753	3	39.462	1:09.262	3	43.265	1:09.109	18	46.709	1:09.124
45	32.335	1:09.727	45	36.238	1:09.120	45	39.999	1:08.921	61	43.420	1:07.143	3	47.541	1:09.397
71	32.911	1:09.757	71	38.177	1:10.483	61	41.583	1:06.767	45	44.570	1:09.877	45	49.340	1:09.891
61	38.380	1:06.524	61	39.976	1:06.813	71	43.305	1:10.288	71	47.531	1:09.532	71	51.527	1:09.117

Radical UK Cup

RACE 11 - LAP CHART

Lap 11			Lap 12			Lap 13			Lap 14			Lap 15		
No	Behind	Laptime	No	Behind	Laptime	No	Behind	Laptime	No	Behind	Laptime	No	Behind	Laptime
1		1:05.089	1		1:05.702	1		1:05.690	1		1:05.255	1		1:06.080
88	9.656	1:06.228	88	10.981	1:07.027	88	12.086	1:06.795	88	13.576	1:06.745	71	1 LAP	1:09.482
14	12.436	1:06.386	14	12.675	1:05.941	14	13.673	1:06.688	14	14.615	1:06.197	88	15.449	1:07.953
27	16.651	1:07.023	27	17.926	1:06.977	27	18.835	1:06.599	27	20.567	1:06.987	14	15.927	1:07.392
25	19.850	1:06.759	25	21.146	1:06.998	25	22.142	1:06.686	25	23.074	1:06.187	27	21.155	1:06.668
7	24.633	1:08.488	7	26.748	1:07.817	7	29.098	1:08.040	7	30.955	1:07.112	25	23.197	1:06.203
2	35.894	1:07.887	2	38.126	1:07.934	2	40.551	1:08.115	2	43.498	1:08.202	7	32.452	1:07.577
61	45.997	1:06.304	61	46.577	1:06.282	61	47.723	1:06.836	61	48.707	1:06.239	2	45.748	1:08.330
18	50.808	1:09.188	18	53.784	1:08.678	18	57.151	1:09.057	18	1:00.836	1:08.940	61	49.453	1:06.826
3	51.400	1:08.948	3	54.886	1:09.188	3	57.974	1:08.778	3	1:01.565	1:08.846	18	1:03.387	1:08.631
45	52.284	1:08.033	45	55.364	1:08.782	45	58.384	1:08.710	45	1:02.007	1:08.878	3	1:04.212	1:08.727
71	55.549	1:09.111	71	59.114	1:09.267	71	1:02.404	1:08.980				45	1:04.741	1:08.814

Radical UK Cup

RACE 11 - LAP CHART

Lap 16			Lap 17			Lap 18			Lap 19			Lap 20		
No	Behind	Laptime	No	Behind	Laptime	No	Behind	Laptime	No	Behind	Laptime	No	Behind	Laptime
1		1:05.711	1		1:06.252	1		1:06.288	1		1:06.632	1		1:06.232
71	1 LAP	1:09.609	18	1 LAP	1:09.154	18	1 LAP	1:08.656	18	1 LAP	1:08.805	18	1 LAP	1:08.436
88	17.101	1:07.363	3	1 LAP	1:09.400	3	1 LAP	1:08.409	3	1 LAP	1:08.445	3	1 LAP	1:08.531
14	17.671	1:07.455	45	1 LAP	1:09.488	45	1 LAP	1:08.300	45	1 LAP	1:08.571	45	1 LAP	1:08.765
27	22.426	1:06.982	71	1 LAP	1:09.364	71	1 LAP	1:09.311	71	1 LAP	1:09.310	71	1 LAP	1:09.860
25	24.386	1:06.900	88	17.546	1:06.697	88	18.966	1:07.708	88	19.394	1:07.060	88	19.908	1:06.746
7	33.811	1:07.070	14	22.146	1:10.727	14	22.571	1:06.713	14	23.366	1:07.427	27	26.463	1:07.378
2	48.180	1:08.143	27	24.001	1:07.827	27	24.881	1:07.168	27	25.317	1:07.068	25	28.335	1:07.417
61	49.822	1:06.080	25	25.058	1:06.924	25	26.499	1:07.729	25	27.150	1:07.283	14	37.214	1:20.080
			7	35.366	1:07.807	7	37.060	1:07.982	7	38.004	1:07.576	7	39.492	1:07.720
			61	49.888	1:06.318	61	49.487	1:05.887	61	49.263	1:06.408	61	49.180	1:06.149
			2	49.906	1:07.978	2	51.966	1:08.348	2	53.334	1:08.000	2	54.845	1:07.743

Radical UK Cup

RACE 11 - LAP CHART

Lap 21			Lap 22			Lap 23			Lap 24			Lap 25		
No	Behind	Laptime	No	Behind	Laptime	No	Behind	Laptime	No	Behind	Laptime	No	Behind	Laptime
1		1:06.705	27		1:06.856	1		1:07.515	1		1:05.282	1		1:05.220
18	1 LAP	1:08.912	7	1 LAP	2:14.494 P	25	19.366	1:09.965	45	1 LAP	1:09.160	18	1 LAP	1:08.616
3	1 LAP	1:08.447	61	21.509	1:06.796	88	24.803	1:07.830	25	20.639	1:06.555	45	1 LAP	1:08.786
45	1 LAP	1:08.259	45	1 LAP	2:10.441 P	27	32.411	2:34.622 P	88	24.787	1:05.266	25	21.870	1:06.451
71	1 LAP	1:09.615	1	54.696	2:28.395 P	7	32.672	1:09.120	7	36.205	1:08.815	88	24.693	1:05.126
88	20.017	1:06.814	3	55.179	1:08.944	61	37.137	2:17.839 P	61	41.142	1:09.287	7	39.549	1:08.564
27	26.843	1:07.085	25	1:11.612	2:16.833 P	14	1 LAP	3:36.931 P	14	1 LAP	1:09.731	61	42.333	1:06.411
25	28.478	1:06.848	88	1:19.184	2:32.866 P	3	59.129	2:06.161 P	27	46.920	1:19.791	14	1 LAP	1:06.675
14	39.846	1:09.337	7	1:25.763	1:12.181	2	1:00.616	1:12.137	2	1:04.023	1:08.689	27	55.395	1:13.695
61	48.412	1:05.937	2	1:50.690	2:28.480 P	18	1:02.022	1:11.495	3	1:05.021	1:11.174			
2	55.909	1:07.769	18	1:52.738	2:07.217 P									
18	1:19.220	1:09.690	45	1:58.648	1:11.602									

Radical UK Cup

RACE 11 - LAP CHART

Lap 26			Lap 27			Lap 28			Lap 29			Lap 30		
No	Behind	Laptime	No	Behind	Laptime	No	Behind	Laptime	No	Behind	Laptime	No	Behind	Laptime
1		1:05.124	1		1:06.085	1		1:05.139	1		1:04.700	1		1:03.807
2	1 LAP	1:07.919	2	1 LAP	1:07.500	2	1 LAP	1:08.153	2	1 LAP	1:07.344	2	1 LAP	1:07.305
3	1 LAP	1:08.739	3	1 LAP	1:08.104	3	1 LAP	1:08.774	3	1 LAP	1:08.294	3	1 LAP	1:08.118
18	1 LAP	1:08.890	18	1 LAP	1:08.383	18	1 LAP	1:08.559	18	1 LAP	1:08.965	18	1 LAP	1:08.524
45	1 LAP	1:08.975	45	1 LAP	1:08.759	27	1 LAP	1:15.492	27	1 LAP	1:15.031	88	28.225	1:06.976
25	23.094	1:06.348	25	23.732	1:06.723	45	1 LAP	1:08.799	45	1 LAP	1:12.303	45	1 LAP	1:10.828
88	24.653	1:05.084	88	23.921	1:05.353	88	24.275	1:05.493	88	25.056	1:05.481	27	1 LAP	1:14.939
7	43.160	1:08.735	61	44.227	1:06.373	25	26.318	1:07.725	25	29.020	1:07.402	25	32.382	1:07.169
61	43.939	1:06.730	7	45.544	1:08.469	61	44.945	1:05.857	61	46.648	1:06.403	61	51.055	1:08.214
14	1 LAP	1:06.208	14	1 LAP	1:06.180	7	48.542	1:08.137	14	1 LAP	1:06.552	14	1 LAP	1:06.449
27	1:06.082	1:15.811				14	1 LAP	1:06.173	7	52.891	1:09.049	7	57.794	1:08.710

Radical UK Cup

RACE 11 - LAP CHART

Lap 31			Lap 32			Lap 33			Lap 34			Lap 35		
No	Behind	Laptime	No	Behind	Laptime	No	Behind	Laptime	No	Behind	Laptime	No	Behind	Laptime
1		1:04.593	1		1:05.330	1		1:05.344	1		1:05.945	1		1:06.318
2	1 LAP	1:07.108	2	1 LAP	1:06.561	2	1 LAP	1:07.762	7	1 LAP	1:08.196	27	2 LAPS	1:14.354
3	1 LAP	1:08.196	3	1 LAP	1:08.142	3	1 LAP	1:07.956	61	1 LAP	1:12.060	7	1 LAP	1:08.854
18	1 LAP	1:07.732	18	1 LAP	1:07.775	18	1 LAP	1:07.665	2	1 LAP	1:07.888	2	1 LAP	1:09.071
88	29.026	1:05.394	88	29.126	1:05.430	88	29.349	1:05.567	3	1 LAP	1:08.633	88	28.743	1:05.748
45	1 LAP	1:09.453	25	36.012	1:06.548	25	37.371	1:06.703	71	11 LAPS	3:09.897 P	3	1 LAP	1:08.465
25	34.794	1:07.005	45	1 LAP	1:09.343	45	1 LAP	1:08.884	18	1 LAP	1:08.468	18	1 LAP	1:08.734
71	9 LAPS	11:20.672 P	27	1 LAP	1:13.967	27	1 LAP	1:15.628	88	29.313	1:05.909	25	40.198	1:07.879
27	1 LAP	1:15.219	14	1 LAP	1:07.723				25	38.637	1:07.211	71	11 LAPS	1:20.985
61	56.096	1:09.634	61	1:02.012	1:11.246				45	1 LAP	1:08.599	45	1 LAP	1:09.956
14	1 LAP	1:08.428	7	1:04.495	1:08.305									
7	1:01.520	1:08.319												

Radical UK Cup

RACE 11 - LAP CHART

Lap 36			Lap 37			Lap 38			Lap 39			Lap 40		
No	Behind	Laptime	No	Behind	Laptime	No	Behind	Laptime	No	Behind	Laptime	No	Behind	Laptime
1		1:05.980	1		1:04.858	1		1:06.525	1		1:06.521	1		1:06.496
61	2 LAPS	2:10.309	27	2 LAPS	1:15.535	27	2 LAPS	1:14.220	88	31.114	1:08.233	71	12 LAPS	1:10.690
7	1 LAP	1:08.958	2	1 LAP	1:08.656	88	29.402	1:06.064	2	1 LAP	1:09.223	88	30.683	1:06.065
27	2 LAPS	1:12.963	88	29.863	1:06.531	2	1 LAP	1:08.445	27	2 LAPS	1:14.691	2	1 LAP	1:07.707
2	1 LAP	1:07.949	18	1 LAP	1:08.694	18	1 LAP	1:08.195	18	1 LAP	1:07.607	18	1 LAP	1:09.332
88	28.190	1:05.427	3	1 LAP	1:09.765	3	1 LAP	1:08.667	3	1 LAP	1:08.173	27	2 LAPS	1:13.738
3	1 LAP	1:08.214	25	45.457	1:08.514	25	45.928	1:06.996	25	48.302	1:08.895	3	1 LAP	1:09.909
18	1 LAP	1:07.942	45	1 LAP	1:09.820	45	1 LAP	1:08.994	45	1 LAP	1:08.827	45	1 LAP	1:08.804
25	41.801	1:07.583	71	11 LAPS	1:12.895	71	11 LAPS	1:10.683	61	4 LAPS	4:20.406 P			
71	11 LAPS	1:13.141												
45	1 LAP	1:09.290												

Radical UK Cup

RACE 11 - LAP CHART

Lap 41			Lap 42			Lap 43			Lap 44			Lap 45		
No	Behind	Laptime	No	Behind	Laptime	No	Behind	Laptime	No	Behind	Laptime	No	Behind	Laptime
1		1:06.485	1		1:05.493	1		1:05.397	1		1:04.287	1		1:09.561
61	5 LAPS	1:11.402	61	5 LAPS	1:05.902	61	5 LAPS	1:06.418	61	5 LAPS	1:07.732	61	5 LAPS	1:06.026
71	12 LAPS	1:10.244	71	12 LAPS	1:09.793	45	2 LAPS	1:09.003	45	2 LAPS	1:09.909	18	2 LAPS	1:19.484
88	30.231	1:06.033	25	2 LAPS	2:43.144 P	71	12 LAPS	1:09.668	71	12 LAPS	1:09.903	45	2 LAPS	1:08.878
2	1 LAP	1:07.206	88	30.553	1:05.815	25	2 LAPS	1:14.315	25	2 LAPS	1:08.960	71	12 LAPS	1:09.076
18	1 LAP	1:08.140	2	1 LAP	1:06.656	88	31.275	1:06.119	27	3 LAPS	1:40.310	25	2 LAPS	1:08.990
3	1 LAP	1:09.691	18	1 LAP	1:09.907	2	1 LAP	1:08.021	88	32.840	1:05.852	88	29.936	1:06.657
27	2 LAPS	1:13.791	3	1 LAP	1:08.167	3	1 LAP	1:09.320	2	1 LAP	1:07.764	2	1 LAP	1:06.512
45	1 LAP	1:09.060	27	2 LAPS	1:13.614	18	1 LAP	1:14.589	3	1 LAP	1:08.165	3	1 LAP	1:08.509
												27	3 LAPS	2:06.354

Dunlop Mini Miglia

QUALIFYING - RACE 5 - CLASSIFICATION

POS	NO	CL	NAME	ENTRY	TIME	ON	LAPS	GAP	DIFF	MPH
1	1		Andrew HACK	Mini Miglia	1:20.837	11	11			86.92
2	6		Paul THOMPSON	Mini Miglia	1:20.991	10	11	0.154	0.154	86.76
3	2		Kane ASTIN	Mini Miglia	1:21.010	11	11	0.173	0.019	86.74
4	53		Niven BURGE	Mini Miglia	1:21.393	3	11	0.556	0.383	86.33
5	69		Tony LE-MAY	Mini Miglia	1:21.732	4	11	0.895	0.339	85.97
6	83		Colin PEACOCK	Mini Miglia	1:21.846	10	11	1.009	0.114	85.85
7	4		Mark SIMS	Mini Miglia	1:21.961	4	11	1.124	0.115	85.73
8	20		Endaf OWENS	Mini Miglia	1:22.078	6	7	1.241	0.117	85.61
9	29		Dave DREW	Mini Miglia	1:22.091	10	11	1.254	0.013	85.60
10	10		Sarah MUNNS	Mini Miglia	1:22.188	11	11	1.351	0.097	85.50
11	15		Gordon POCOCK	Mini Miglia	1:22.798	5	11	1.961	0.610	84.87
12	42		Paul SIMMONDS	Mini Miglia	1:22.860	9	11	2.023	0.062	84.80
13	74		James LINDRIDGE	Mini Miglia	1:23.380	7	9	2.543	0.520	84.27
14	55		Michael GREEN	Mini Miglia	1:23.781	9	10	2.944	0.401	83.87
15	88		Daniel WHEELER	Mini Miglia	1:23.934	3	7	3.097	0.153	83.72
16	99		Mark COWAN	Mini Miglia	1:24.071	3	3	3.234	0.137	83.58
17	13		Phil HARVEY	Mini Miglia	1:24.708	11	11	3.871	0.637	82.95
18	24		Nuno PIMENTA	Mini Miglia	1:25.345	10	10	4.508	0.637	82.33
19	28		Robert HUMPHREYS	Mini Miglia	1:25.354	5	5	4.517	0.009	82.32
20	21		Aaron SMITH	Mini Miglia	1:25.872	10	10	5.035	0.518	81.83
21	34		Keith ALLINGTON	Mini Miglia	1:29.644	9	10	8.807	3.772	78.38
22	14		Robert MORRIS	Mini Miglia	1:29.857	10	10	9.020	0.213	78.20
23	72		Robert HOWARD	Mini Miglia		0	1			

Weather / Track : Cloudy / Dry

These results are provisional until the conclusion of any judicial and technical matters.

Snetterton
Circuit Length = 1.9520 miles
Start: 10:26 End: 10:43

Clerk of Course :

Timekeeper :

Dunlop Mini Miglia

QUALIFYING - RACE 5 - LAP ANALYSIS

1	Andrew HACK						Mini Miglia		
1 -	1:35.719	+ 14.882	10:28:36.564	7 -	1:21.864	+ 1.027	10:36:56.616		
2 -	1:24.119	+ 3.282	10:30:00.683	8 -	1:21.798	+ 0.961	10:38:18.414		
3 -	1:23.640	+ 2.803	10:31:24.323	9 -	1:21.963	+ 1.126	10:39:40.377		
4 -	1:23.498	+ 2.661	10:32:47.821	10 -	1:37.343	+ 16.506	10:41:17.720		
5 -	1:22.249	+ 1.412	10:34:10.070	11 -	1:20.837		10:42:38.557		
6 -	1:24.682	+ 3.845	10:35:34.752						
2	Kane ASTIN						Mini Miglia		
1 -	1:32.634	+ 11.624	10:28:16.402	7 -	1:25.161	+ 4.151	10:36:36.569		
2 -	1:23.389	+ 2.379	10:29:39.791	8 -	1:26.294	+ 5.284	10:38:02.863		
3 -	1:21.958	+ 0.948	10:31:01.749	9 -	1:22.498	+ 1.488	10:39:25.361		
4 -	1:22.405	+ 1.395	10:32:24.154	10 -	1:21.234	+ 0.224	10:40:46.595		
5 -	1:23.666	+ 2.656	10:33:47.820	11 -	1:21.010		10:42:07.605		
6 -	1:23.588	+ 2.578	10:35:11.408						
4	Mark SIMS						Mini Miglia		
1 -	1:29.573	+ 7.612	10:28:14.466	7 -	1:27.345	+ 5.384	10:36:38.972		
2 -	1:23.495	+ 1.534	10:29:37.961	8 -	1:24.880	+ 2.919	10:38:03.852		
3 -	1:23.389	+ 1.428	10:31:01.350	9 -	1:22.396	+ 0.435	10:39:26.248		
4 -	1:21.961		10:32:23.311	10 -	1:22.521	+ 0.560	10:40:48.769		
5 -	1:23.208	+ 1.247	10:33:46.519	11 -	1:23.576	+ 1.615	10:42:12.345		
6 -	1:25.108	+ 3.147	10:35:11.627						
6	Paul THOMPSON						Mini Miglia		
1 -	1:31.122	+ 10.131	10:28:21.176	7 -	1:25.310	+ 4.319	10:36:37.506		
2 -	1:22.806	+ 1.815	10:29:43.982	8 -	1:24.822	+ 3.831	10:38:02.328		
3 -	1:21.629	+ 0.638	10:31:05.611	9 -	1:22.710	+ 1.719	10:39:25.038		
4 -	1:21.249	+ 0.258	10:32:26.860	10 -	1:20.991		10:40:46.029		
5 -	1:21.642	+ 0.651	10:33:48.502	11 -	1:21.231	+ 0.240	10:42:07.260		
6 -	1:23.694	+ 2.703	10:35:12.196						
10	Sarah MUNNS						Mini Miglia		
1 -	1:29.178	+ 6.990	10:28:11.881	7 -	1:28.804	+ 6.616	10:36:37.837		
2 -	1:23.554	+ 1.366	10:29:35.435	8 -	1:23.782	+ 1.594	10:38:01.619		
3 -	1:22.756	+ 0.568	10:30:58.191	9 -	1:23.065	+ 0.877	10:39:24.684		
4 -	1:23.222	+ 1.034	10:32:21.413	10 -	1:25.743	+ 3.555	10:40:50.427		
5 -	1:24.270	+ 2.082	10:33:45.683	11 -	1:22.188		10:42:12.615		
6 -	1:23.350	+ 1.162	10:35:09.033						
13	Phil HARVEY						Mini Miglia		
1 -	1:37.792	+ 13.084	10:28:41.227	7 -	1:25.302	+ 0.594	10:37:14.740		
2 -	1:26.688	+ 1.980	10:30:07.915	8 -	1:26.016	+ 1.308	10:38:40.756		
3 -	1:25.653	+ 0.945	10:31:33.568	9 -	1:25.559	+ 0.851	10:40:06.315		
4 -	1:25.577	+ 0.869	10:32:59.145	10 -	1:25.709	+ 1.001	10:41:32.024		
5 -	1:25.528	+ 0.820	10:34:24.673	11 -	1:24.708		10:42:56.732		
6 -	1:24.765	+ 0.057	10:35:49.438						
14	Robert MORRIS						Mini Miglia		
1 -	1:39.442	+ 9.585	10:28:43.703	6 -	1:31.138	+ 1.281	10:36:26.546		
2 -	1:35.929	+ 6.072	10:30:19.632	7 -	1:32.595	+ 2.738	10:37:59.141		
3 -	1:32.449	+ 2.592	10:31:52.081	8 -	1:33.021	+ 3.164	10:39:32.162		
4 -	1:31.658	+ 1.801	10:33:23.739	9 -	1:29.943	+ 0.086	10:41:02.105		
5 -	1:31.669	+ 1.812	10:34:55.408	10 -	1:29.857		10:42:31.962		
15	Gordon POCOCK						Mini Miglia		
1 -	1:39.935	+ 17.137	10:28:40.133	7 -	1:23.112	+ 0.314	10:37:02.855		
2 -	1:26.804	+ 4.006	10:30:06.937	8 -	1:23.539	+ 0.741	10:38:26.394		
3 -	1:24.013	+ 1.215	10:31:30.950	9 -	1:23.120	+ 0.322	10:39:49.514		
4 -	1:23.165	+ 0.367	10:32:54.115	10 -	1:23.397	+ 0.599	10:41:12.911		
5 -	1:22.798		10:34:16.913	11 -	1:31.770	+ 8.972	10:42:44.681		
6 -	1:22.830	+ 0.032	10:35:39.743						

Snetterton
 Circuit Length = 1.9520 miles
 Start: 10:26 End: 10:43

Weather / Track : Cloudy / Dry

Dunlop Mini Miglia

QUALIFYING - RACE 5 - LAP ANALYSIS

20	Endaf OWENS						Mini Miglia	
1 -	1:28.945	+ 6.867	10:28:08.712	5 -	1:29.332	+ 7.254	10:33:49.483	
2 -	1:23.674	+ 1.596	10:29:32.386	6 -	1:22.078		10:35:11.561	
3 -	1:22.823	+ 0.745	10:30:55.209	7 -	1:23.077	+ 0.999	10:36:34.638	
4 -	1:24.942	+ 2.864	10:32:20.151					
21	Aaron SMITH						Mini Miglia	
1 -	1:45.124	+ 19.252	10:28:40.712	6 -	1:26.160	+ 0.288	10:36:13.512	
2 -	1:42.351	+ 16.479	10:30:23.063	7 -	1:26.778	+ 0.906	10:37:40.290	
3 -	1:29.175	+ 3.303	10:31:52.238	8 -	1:26.270	+ 0.398	10:39:06.560	
4 -	1:27.447	+ 1.575	10:33:19.685	9 -	1:25.937	+ 0.065	10:40:32.497	
5 -	1:27.667	+ 1.795	10:34:47.352	10 -	1:25.872		10:41:58.369	
24	Nuno PIMENTA						Mini Miglia	
1 -	1:43.210	+ 17.865	10:29:05.741	6 -	1:25.868	+ 0.523	10:37:07.750	
2 -	1:38.089	+ 12.744	10:30:43.830	7 -	1:26.992	+ 1.647	10:38:34.742	
3 -	1:30.517	+ 5.172	10:32:14.347	8 -	1:26.024	+ 0.679	10:40:00.766	
4 -	2:00.429	+ 35.084	10:34:14.776	9 -	1:25.780	+ 0.435	10:41:26.546	
5 -	1:27.106	+ 1.761	10:35:41.882	10 -	1:25.345		10:42:51.891	
28	Robert HUMPHREYS						Mini Miglia	
1 -	1:31.882	+ 6.528	10:28:23.843	4 -	1:25.514	+ 0.160	10:32:40.507	
2 -	1:25.594	+ 0.240	10:29:49.437	5 -	1:25.354		10:34:05.861	
3 -	1:25.556	+ 0.202	10:31:14.993					
29	Dave DREW						Mini Miglia	
1 -	1:30.887	+ 8.796	10:28:21.821	7 -	1:23.450	+ 1.359	10:36:43.896	
2 -	1:22.887	+ 0.796	10:29:44.708	8 -	1:22.874	+ 0.783	10:38:06.770	
3 -	1:22.179	+ 0.088	10:31:06.887	9 -	1:25.416	+ 3.325	10:39:32.186	
4 -	1:23.377	+ 1.286	10:32:30.264	10 -	1:22.091		10:40:54.277	
5 -	1:26.269	+ 4.178	10:33:56.533	11 -	1:22.784	+ 0.693	10:42:17.061	
6 -	1:23.913	+ 1.822	10:35:20.446					
34	Keith ALLINGTON						Mini Miglia	
1 -	1:45.584	+ 15.940	10:29:05.757	6 -	1:30.902	+ 1.258	10:37:02.089	
2 -	1:36.887	+ 7.243	10:30:42.644	7 -	1:32.555	+ 2.911	10:38:34.644	
3 -	1:35.531	+ 5.887	10:32:18.175	8 -	1:32.260	+ 2.616	10:40:06.904	
4 -	1:41.181	+ 11.537	10:33:59.356	9 -	1:29.644		10:41:36.548	
5 -	1:31.831	+ 2.187	10:35:31.187	10 -	1:29.730	+ 0.086	10:43:06.278	
42	Paul SIMMONDS						Mini Miglia	
1 -	1:33.193	+ 10.333	10:28:26.704	7 -	1:24.869	+ 2.009	10:36:54.515	
2 -	1:24.316	+ 1.456	10:29:51.020	8 -	1:24.676	+ 1.816	10:38:19.191	
3 -	1:24.074	+ 1.214	10:31:15.094	9 -	1:22.860		10:39:42.051	
4 -	1:24.478	+ 1.618	10:32:39.572	10 -	1:24.838	+ 1.978	10:41:06.889	
5 -	1:25.115	+ 2.255	10:34:04.687	11 -	1:38.359	+ 15.499	10:42:45.248	
6 -	1:24.959	+ 2.099	10:35:29.646					
53	Niven BURGE						Mini Miglia	
1 -	1:34.253	+ 12.860	10:28:15.657	7 -	1:22.368	+ 0.975	10:36:29.324	
2 -	1:23.625	+ 2.232	10:29:39.282	8 -	1:22.010	+ 0.617	10:37:51.334	
3 -	1:21.393		10:31:00.675	9 -	1:28.142	+ 6.749	10:39:19.476	
4 -	1:21.767	+ 0.374	10:32:22.442	10 -	1:21.754	+ 0.361	10:40:41.230	
5 -	1:22.007	+ 0.614	10:33:44.449	11 -	1:21.473	+ 0.080	10:42:02.703	
6 -	1:22.507	+ 1.114	10:35:06.956					
55	Michael GREEN						Mini Miglia	
1 -	1:45.179	+ 21.398	10:29:10.300	6 -	1:25.636	+ 1.855	10:36:30.655	
2 -	1:35.525	+ 11.744	10:30:45.825	7 -	1:33.341	+ 9.560	10:38:03.996	
3 -	1:27.825	+ 4.044	10:32:13.650	8 -	1:27.462	+ 3.681	10:39:31.458	
4 -	1:25.927	+ 2.146	10:33:39.577	9 -	1:23.781		10:40:55.239	
5 -	1:25.442	+ 1.661	10:35:05.019	10 -	1:24.459	+ 0.678	10:42:19.698	

Snetterton
 Circuit Length = 1.9520 miles
 Start: 10:26 End: 10:43

Weather / Track : Cloudy / Dry


Dunlop Mini Miglia

QUALIFYING - RACE 5 - LAP ANALYSIS

69	Tony LE-MAY		Mini Miglia				
1 -	1:37.604	+ 15.872	10:28:54.013	7 -	1:22.376	+ 0.644	10:37:09.955
2 -	1:23.405	+ 1.673	10:30:17.418	8 -	1:21.883	+ 0.151	10:38:31.838
3 -	1:22.408	+ 0.676	10:31:39.826	9 -	1:21.737	+ 0.005	10:39:53.575
4 -	1:21.732		10:33:01.558	10 -	1:22.443	+ 0.711	10:41:16.018
5 -	1:23.193	+ 1.461	10:34:24.751	11 -	1:21.815	+ 0.083	10:42:37.833
6 -	1:22.828	+ 1.096	10:35:47.579				
72	Robert HOWARD		Mini Miglia				
1 -	6:30.922 P	- 03:54:23.854	10:33:41.438				
74	James LINDRIDGE		Mini Miglia				
1 -	1:53.474	+ 30.094	10:30:51.248	6 -	1:24.571	+ 1.191	10:38:04.192
2 -	1:29.823	+ 6.443	10:32:21.071	7 -	1:23.380		10:39:27.572
3 -	1:26.893	+ 3.513	10:33:47.964	8 -	1:24.273	+ 0.893	10:40:51.845
4 -	1:25.757	+ 2.377	10:35:13.721	9 -	1:24.137	+ 0.757	10:42:15.982
5 -	1:25.900	+ 2.520	10:36:39.621				
83	Colin PEACOCK		Mini Miglia				
1 -	1:34.668	+ 12.822	10:28:53.387	7 -	1:21.974	+ 0.128	10:37:09.580
2 -	1:23.558	+ 1.712	10:30:16.945	8 -	1:21.995	+ 0.149	10:38:31.575
3 -	1:22.288	+ 0.442	10:31:39.233	9 -	1:22.348	+ 0.502	10:39:53.923
4 -	1:21.865	+ 0.019	10:33:01.098	10 -	1:21.846		10:41:15.769
5 -	1:24.186	+ 2.340	10:34:25.284	11 -	1:22.151	+ 0.305	10:42:37.920
6 -	1:22.322	+ 0.476	10:35:47.606				
88	Daniel WHEELER		Mini Miglia				
1 -	1:27.698	+ 3.764	10:30:04.674	5 -	1:24.758	+ 0.824	10:35:43.979
2 -	1:26.138	+ 2.204	10:31:30.812	6 -	1:24.268	+ 0.334	10:37:08.247
3 -	1:23.934		10:32:54.746	7 -	5:15.573	+ 3:51.639	10:42:23.820
4 -	1:24.475	+ 0.541	10:34:19.221				
99	Mark COWAN		Mini Miglia				
1 -	1:30.182	+ 6.111	10:28:16.920	3 -	1:24.071		10:31:05.402
2 -	1:24.411	+ 0.340	10:29:41.331				

Dunlop Mini Miglia

RACE 5 - GRID

ROW 12	72	Robert HOWARD		
ROW 11	34	1:29.644 Keith ALLINGTON	14	1:29.857 Robert MORRIS
ROW 10	28	1:25.354 Robert HUMPHREYS	21	1:25.872 Aaron SMITH
ROW 9	13	1:24.708 Phil HARVEY	24	1:25.345 Nuno PIMENTA
ROW 8	88	1:23.934 Daniel WHEELER	99	1:24.071 Mark COWAN
ROW 7	74	1:23.380 James LINDRIDGE	55	1:23.781 Michael GREEN
ROW 6	15	1:22.798 Gordon POCOCK	42	1:22.860 Paul SIMMONDS
ROW 5	29	1:22.091 Dave DREW	10	1:22.188 Sarah MUNNS
ROW 4	4	1:21.961 Mark SIMS	20	1:22.078 Endaf OWENS
ROW 3	69	1:21.732 Tony LE-MAY	83	1:21.846 Colin PEACOCK
ROW 2	2	1:21.010 Kane ASTIN	53	1:21.393 Niven BURGE
ROW 1	1	1:20.837 Andrew HACK	6	1:20.991 Paul THOMPSON
Pole				
				

Snetterton
Circuit Length = 1.9520 miles

These results are provisional until the conclusion of any judicial and technical matters.

Clerk of Course :		Timekeeper :

Dunlop Mini Miglia

RACE 5 - CLASSIFICATION

POS	NO	CL	NAME	ENTRY	LAPS	TIME	GAP	DIFF	MPH	BEST	ON
1	6		Paul THOMPSON	Mini Miglia	10	17:30.027			66.92	1:21.886	7
2	69		Tony LE-MAY	Mini Miglia	10	17:30.398	0.371	0.371	66.89	1:21.855	5
3	1		Andrew HACK	Mini Miglia	10	17:30.534	0.507	0.136	66.89	1:22.431	6
4	83		Colin PEACOCK	Mini Miglia	10	17:31.699	1.672	1.165	66.81	1:21.813	5
5	20		Endaf OWENS	Mini Miglia	10	17:31.785	1.758	0.086	66.81	1:22.377	5
6	4		Mark SIMS	Mini Miglia	10	17:31.820	1.793	0.035	66.80	1:22.044	5
7	10		Sarah MUNNS	Mini Miglia	10	17:31.971	1.944	0.151	66.79	1:22.069	8
8	15		Gordon POCOCK	Mini Miglia	10	17:39.463	9.436	7.492	66.32	1:22.694	8
9	53		Niven BURGE	Mini Miglia	10	17:40.422	10.395	0.959	66.26	1:22.413	7
10	2		Kane ASTIN	Mini Miglia	10	17:40.532	10.505	0.110	66.26	1:21.653	8
11	29		Dave DREW	Mini Miglia	10	17:40.979	10.952	0.447	66.23	1:23.167	8
12	42		Paul SIMMONDS	Mini Miglia	10	17:41.585	11.558	0.606	66.19	1:23.049	8
13	74		James LINDRIDGE	Mini Miglia	10	17:45.358	15.331	3.773	65.96	1:23.994	8
14	72		Robert HOWARD	Mini Miglia	10	17:48.777	18.750	3.419	65.74	1:23.917	8
15	24		Nuno PIMENTA	Mini Miglia	10	17:49.381	19.354	0.604	65.71	1:24.594	5
16	21		Aaron SMITH	Mini Miglia	10	18:01.693	31.666	12.312	64.96	1:25.768	7
17	34		Keith ALLINGTON	Mini Miglia	10	18:01.824	31.797	0.131	64.95	1:25.642	9
18	14		Robert MORRIS	Mini Miglia	10	18:28.157	58.130	26.333	63.41	1:30.124	7

NOT CLASSIFIED

DNF	88		Daniel WHEELER	Mini Miglia	4	9:21.713	6 laps	6 laps	50.04	1:39.752	1
DNF	13		Phil HARVEY	Mini Miglia	0						
DNF	28		Robert HUMPHREYS	Mini Miglia	0						
DNF	99		Mark COWAN	Mini Miglia	0						

FASTEST LAP

	2		Kane ASTIN	Mini Miglia	8	1:21.653		86.06 mph		138.50 kph	
--	---	--	------------	-------------	---	----------	--	-----------	--	------------	--

Weather / Track : Bright / Dry

These results are provisional until the conclusion of any judicial and technical matters.

Snetterton
Circuit Length = 1.9520 miles
Start: 15:54 End: 16:12

Clerk of Course :

Timekeeper :

Dunlop Mini Miglia

RACE 5 - LAP CHART

Lap 1			Lap 2			Lap 3			Lap 4			Lap 5		
No	Behind	Laptime	No	Behind	Laptime	No	Behind	Laptime	No	Behind	Laptime	No	Behind	Laptime
1		1:29.099	1		2:42.987	1		2:57.742	1		2:02.239	1		1:22.931
20	1.432	1:30.531	20	0.782	2:42.337	20	1.021	2:57.981	20	0.558	2:01.776	20	0.004	1:22.377
6	2.282	1:31.381	6	1.748	2:42.453	6	2.094	2:58.088	6	1.237	2:01.382	6	0.373	1:22.067
69	2.786	1:31.885	69	3.146	2:43.347	69	3.942	2:58.538	69	1.994	2:00.291	69	0.918	1:21.855
83	3.391	1:32.490	83	3.685	2:43.281	83	4.709	2:58.766	83	2.429	1:59.959	83	1.311	1:21.813
4	4.034	1:33.133	4	4.510	2:43.463	4	5.685	2:58.917	4	3.327	1:59.881	4	2.440	1:22.044
10	4.472	1:33.571	10	5.234	2:43.749	10	6.525	2:59.033	10	3.546	1:59.260	10	3.017	1:22.402
42	5.506	1:34.605	42	6.321	2:43.802	42	7.506	2:58.927	42	4.146	1:58.879	29	5.408	1:23.885
29	6.292	1:35.391	29	7.457	2:44.152	29	8.496	2:58.781	29	4.454	1:58.197	42	5.498	1:24.283
53	7.467	1:36.566	53	8.260	2:43.780	53	9.648	2:59.130	53	5.735	1:58.326	53	6.237	1:23.433
15	8.123	1:37.222	15	9.277	2:44.141	15	11.727	3:00.192	15	6.701	1:57.213	15	6.973	1:23.203
74	8.738	1:37.837	74	10.799	2:45.048	74	13.352	3:00.295	74	7.043	1:55.930	74	8.217	1:24.105
24	9.204	1:38.303	24	11.571	2:45.354	24	13.972	3:00.143	24	7.541	1:55.808	24	9.204	1:24.594
72	9.613	1:38.712	72	12.038	2:45.412	72	15.206	3:00.910	72	8.673	1:55.706	72	10.972	1:25.230
88	10.653	1:39.752	88	12.898	2:45.232	88	15.957	3:00.801	88	9.646	1:55.928	2	12.248	1:23.568
34	11.801	1:40.900	34	13.710	2:44.896	34	16.784	3:00.816	34	10.951	1:56.406	34	15.319	1:27.299
21	12.408	1:41.507	21	14.804	2:45.383	21	17.902	3:00.840	21	11.474	1:55.811	21	15.666	1:27.123
2	13.484	1:42.583	2	16.333	2:45.836	2	18.548	2:59.957	2	11.611	1:55.302	14	22.010	1:31.072
14	15.157	1:44.256	14	17.420	2:45.250	14	19.884	3:00.206	14	13.869	1:56.224			


Dunlop Mini Miglia

RACE 5 - LAP CHART

Lap 6			Lap 7			Lap 8			Lap 9			Lap 10		
No	Behind	Laptime	No	Behind	Laptime	No	Behind	Laptime	No	Behind	Laptime	No	Behind	Laptime
1		1:22.431	1		1:22.678	6		1:22.951	1		1:23.532	6		1:23.197
20	0.248	1:22.675	6	0.094	1:21.886	1	0.018	1:23.063	6	0.128	1:23.678	69	0.371	1:23.112
6	0.886	1:22.944	20	0.554	1:22.984	20	0.598	1:23.089	69	0.584	1:23.479	1	0.507	1:23.832
69	1.351	1:22.864	69	0.760	1:22.087	69	0.655	1:22.940	4	0.736	1:22.697	83	1.672	1:23.687
83	1.926	1:23.046	83	1.429	1:22.181	83	1.216	1:22.832	20	1.308	1:24.260	20	1.758	1:23.775
4	2.107	1:22.098	4	1.711	1:22.282	4	1.589	1:22.923	83	1.310	1:23.644	4	1.793	1:24.382
10	3.272	1:22.686	10	2.870	1:22.276	10	1.894	1:22.069	10	1.561	1:23.217	10	1.944	1:23.708
29	6.574	1:23.597	29	7.412	1:23.516	53	7.497	1:23.007	53	8.733	1:24.786	15	9.436	1:23.819
53	7.800	1:23.994	53	7.535	1:22.413	29	7.534	1:23.167	29	8.794	1:24.810	53	10.395	1:24.987
42	8.099	1:25.032	15	9.285	1:23.664	15	8.934	1:22.694	15	8.942	1:23.558	2	10.505	1:24.384
15	8.299	1:23.757	42	9.707	1:24.286	42	9.711	1:23.049	2	9.446	1:22.637	29	10.952	1:25.483
74	11.190	1:25.404	2	11.751	1:22.271	2	10.359	1:21.653	42	10.118	1:23.957	42	11.558	1:24.765
24	11.979	1:25.206	74	12.596	1:24.084	74	13.545	1:23.994	74	14.415	1:24.420	74	15.331	1:24.241
2	12.158	1:22.341	24	14.214	1:24.913	24	15.879	1:24.710	72	17.305	1:24.852	72	18.750	1:24.770
72	13.434	1:24.893	72	15.131	1:24.375	72	16.003	1:23.917	24	17.934	1:25.605	24	19.354	1:24.745
21	19.669	1:26.434	21	22.759	1:25.768	21	25.949	1:26.235	21	28.454	1:26.055	21	31.666	1:26.537
34	20.007	1:27.119	34	23.516	1:26.187	34	26.674	1:26.203	34	28.766	1:25.642	34	31.797	1:26.356
14	30.078	1:30.499	14	37.524	1:30.124	14	44.604	1:30.125	14	51.200	1:30.146	14	58.130	1:30.255

Dunlop Mini Miglia

RACE 15 - GRID

ROW 12	72	Robert HOWARD	
ROW 11	34	1:29.730 Keith ALLINGTON	14 1:29.943 Robert MORRIS
ROW 10	24	1:25.780 Nuno PIMENTA	21 1:25.937 Aaron SMITH
ROW 9	13	1:24.765 Phil HARVEY	28 1:25.514 Robert HUMPHREYS
ROW 8	99	1:24.411 Mark COWAN	55 1:24.459 Michael GREEN
ROW 7	74	1:24.137 James LINDRIDGE	88 1:24.268 Daniel WHEELER
ROW 6	15	1:22.830 Gordon POCOCK	42 1:24.074 Paul SIMMONDS
ROW 5	10	1:22.756 Sarah MUNNS	20 1:22.823 Endaf OWENS
ROW 4	29	1:22.179 Dave DREW	4 1:22.396 Mark SIMS
ROW 3	1	1:21.798 Andrew HACK	83 1:21.865 Colin PEACOCK
ROW 2	53	1:21.473 Niven BURGE	69 1:21.737 Tony LE-MAY
ROW 1	6	1:21.231 Paul THOMPSON	2 1:21.234 Kane ASTIN
Pole			
			

Snetterton
Circuit Length = 1.9520 miles

These results are provisional until the conclusion of any judicial and technical matters.

Clerk of Course :		Timekeeper :

Dunlop Mini Miglia

RACE 15 - CLASSIFICATION

POS	NO	CL	NAME	ENTRY	LAPS	TIME	GAP	DIFF	MPH	BEST	ON
1	1		Andrew HACK	Mini Miglia	6	8:20.410			84.25	1:21.768	2
2	6		Paul THOMPSON	Mini Miglia	6	8:24.896	4.486	4.486	83.50	1:21.654	4
3	69		Tony LE-MAY	Mini Miglia	6	8:25.105	4.695	0.209	83.47	1:22.113	2
4	4		Mark SIMS	Mini Miglia	6	8:25.457	5.047	0.352	83.41	1:21.997	3
5	20		Endaf OWENS	Mini Miglia	6	8:26.590	6.180	1.133	83.22	1:21.795	3
6	83		Colin PEACOCK	Mini Miglia	6	8:26.658	6.248	0.068	83.21	1:21.270	4
7	10		Sarah MUNNS	Mini Miglia	6	8:27.667	7.257	1.009	83.05	1:22.629	6
8	29		Dave DREW	Mini Miglia	6	8:29.394	8.984	1.727	82.77	1:23.126	6
9	53		Niven BURGE	Mini Miglia	6	8:29.891	9.481	0.497	82.68	1:21.457	4
10	15		Gordon POCOCK	Mini Miglia	6	8:30.131	9.721	0.240	82.65	1:22.922	5
11	2		Kane ASTIN	Mini Miglia	6	8:33.003	12.593	2.872	82.18	1:22.637	5
12	72		Robert HOWARD	Mini Miglia	6	8:36.337	15.927	3.334	81.65	1:23.136	4
13	88		Daniel WHEELER	Mini Miglia	6	8:38.502	18.092	2.165	81.31	1:23.391	4
14	24		Nuno PIMENTA	Mini Miglia	6	8:43.240	22.830	4.738	80.57	1:24.225	4
15	28		Robert HUMPHREYS	Mini Miglia	6	8:46.275	25.865	3.035	80.11	1:23.928	5
16	99		Mark COWAN	Mini Miglia	6	8:48.242	27.832	1.967	79.81	1:24.772	5
17	34		Keith ALLINGTON	Mini Miglia	6	8:51.844	31.434	3.602	79.27	1:24.946	2
18	14		Robert MORRIS	Mini Miglia	6	9:06.088	45.678	14.244	77.20	1:27.854	2
19	13		Phil HARVEY	Mini Miglia	5	8:38.503	1 lap	1 lap	67.76	1:29.310	4
NOT CLASSIFIED											
DNF	74		James LINDRIDGE	Mini Miglia	2	5:13.513	4 laps	3 laps	44.82	1:24.429	2
DNF	42		Paul SIMMONDS	Mini Miglia	0						
DQ	21		Aaron SMITH	Mini Miglia							
FASTEST LAP											
83	Colin PEACOCK	Mini Miglia	4	1:21.270	86.46 mph	139.15 kph					

Race Red Flagged - Incident involving car 21

Weather / Track : Sunny / Dry

These results are provisional until the conclusion of any judicial and technical matters.

Snetterton

Circuit Length = 1.9520 miles

Start: 15:57 End: 16:10

Clerk of Course :

Timekeeper :

Dunlop Mini Miglia

RACE 15 - LAP CHART

Lap 1			Lap 2			Lap 3			Lap 4			Lap 5		
No	Behind	Laptime	No	Behind	Laptime	No	Behind	Laptime	No	Behind	Laptime	No	Behind	Laptime
1		1:29.052	1		1:21.768	1		1:21.932	1		1:22.473	1		1:22.237
2	0.743	1:29.795	69	1.486	1:22.113	69	2.199	1:22.645	4	2.514	1:22.200	13	1 LAP	1:29.310
53	0.841	1:29.893	4	2.722	1:23.120	4	2.787	1:21.997	69	2.812	1:23.086	4	3.515	1:23.238
69	1.141	1:30.193	20	3.420	1:23.161	20	3.283	1:21.795	20	2.927	1:22.117	69	3.761	1:23.186
4	1.370	1:30.422	53	3.726	1:24.653	6	4.119	1:22.306	6	3.300	1:21.654	6	4.409	1:23.346
20	2.027	1:31.079	6	3.745	1:23.139	83	4.669	1:22.224	83	3.466	1:21.270	20	4.539	1:23.849
6	2.374	1:31.426	83	4.377	1:22.829	53	5.007	1:23.213	53	3.991	1:21.457	83	4.674	1:23.445
29	2.761	1:31.813	29	4.397	1:23.404	29	6.110	1:23.645	10	7.023	1:23.219	53	5.169	1:23.415
83	3.316	1:32.368	10	4.777	1:23.014	10	6.277	1:23.432	29	7.912	1:24.275	10	7.576	1:22.790
10	3.531	1:32.583	15	5.544	1:23.030	15	7.083	1:23.471	15	8.447	1:23.837	29	8.806	1:23.131
15	4.282	1:33.334	88	9.016	1:25.173	2	12.248	1:23.009	2	12.434	1:22.659	15	9.132	1:22.922
88	5.611	1:34.663	74	9.017	1:24.429	72	12.832	1:25.018	72	13.495	1:23.136	2	12.834	1:22.637
74	6.356	1:35.408	24	9.276	1:24.238	88	13.781	1:26.697	88	14.699	1:23.391	72	14.534	1:23.276
24	6.806	1:35.858	72	9.746	1:24.233	24	14.879	1:27.535	24	16.631	1:24.225	88	16.738	1:24.276
72	7.281	1:36.333	2	11.171	1:32.196	28	15.888	1:26.528	28	18.267	1:24.852	24	19.691	1:25.297
28	7.584	1:36.636	28	11.292	1:25.476	99	16.419	1:26.297	99	18.988	1:25.042	28	19.958	1:23.928
99	8.943	1:37.995	99	12.054	1:24.879	34	16.754	1:26.101	34	20.519	1:26.238	99	21.523	1:24.772
34	9.407	1:38.459	34	12.585	1:24.946	14	23.520	1:28.836	14	30.390	1:29.343	34	25.148	1:26.866
14	10.530	1:39.582	14	16.616	1:27.854	13	1:17.753	1:31.111				14	37.468	1:29.315
13	55.404	2:24.456	13	1:08.574	1:34.938									

Dunlop Mini Miglia

RACE 15 - LAP CHART

Lap 6		
No	Behind	Laptime
1		1:22.948
6	4.486	1:23.025
69	4.695	1:23.882
4	5.047	1:24.480
20	6.180	1:24.589
83	6.248	1:24.522
10	7.257	1:22.629
29	8.984	1:23.126
53	9.481	1:27.260
15	9.721	1:23.537
2	12.593	1:22.707
72	15.927	1:24.341
88	18.092	1:24.302
13	1 LAP	1:38.688
24	22.830	1:26.087
28	25.865	1:28.855
99	27.832	1:29.257
34	31.434	1:29.234
14	45.678	1:31.158

Dunlop Sport Maxx Production Cup

QUALIFYING - RACE 4 - CLASSIFICATION

POS	NO	CL	NAME	ENTRY	TIME	ON	LAPS	GAP	DIFF	MPH
1	14	A	Adrian CHURCHILL	Vauxhall Astra VXR	1:19.364	3	4			88.54
2	22	A	Simon SHAW	Seat Leon Cupra	1:19.371	13	13	0.007	0.007	88.53
3	1	A	Leyton CLARKE	Vauxhall Astra VXR	1:19.664	5	14	0.300	0.293	88.20
4	8	A	Martin WALLBANK	Vauxhall Astra VXR	1:19.887	9	13	0.523	0.223	87.96
5	10	A	James CORTE	Vauxhall Astra VXR	1:20.248	9	14	0.884	0.361	87.56
6	9	A	John ALLISON	Vauxhall Astra VXR	1:21.084	9	12	1.720	0.836	86.66
7	21	A	Alex ASHBY	Vauxhall Astra VXR	1:21.190	11	12	1.826	0.106	86.55
8	40	A	Chris OAKMAN	Mini Cooper S JCW	1:21.670	3	12	2.306	0.480	86.04
9	3	A	Mick WEIDNER	Ford Focus ST	1:22.053	11	12	2.689	0.383	85.64
10	30	A	Matthew PIKE	Mini Cooper S	1:23.426	11	11	4.062	1.373	84.23
11	50	B	Ryan BENFLEY	Seat Leon	1:23.481	8	12	4.117	0.055	84.17
12	38	B	Patrick FLETCHER	Renault Clio	1:23.640	3	13	4.276	0.159	84.01
13	33	B	Abbie EATON	Thorney Motorsport	1:25.166	13	13	5.802	1.526	82.51
14	32	B	Ray GRIMES	Renault Clio Sport 172	1:25.318	5	5	5.954	0.152	82.36
15	55	B	Mark WEIDNER	Ford Fiesta	1:25.394	12	14	6.030	0.076	82.29
16	31	B	Keith ISSATT	BMW 120D	1:25.540	3	10	6.176	0.146	82.15
17	34	B	Kevin GEORGE	Vauxhall Corsa	1:26.663	11	11	7.299	1.123	81.08
18	6	A	Liam HAMILTON	Renault Megane	1:28.974	1	2	9.610	2.311	78.97
19	63	C	Dan MALONE	Peugeot 106 Gti	1:32.106	10	10	12.742	3.132	76.29

Cars 30, 31, 38 + 63 - Transponders not working - Please see the Timekeepers before your race

Weather / Track : Cloudy / Dry

These results are provisional until the conclusion of any judicial and technical matters.

Snetterton
 Circuit Length = 1.9520 miles
 Start: 10:52 End: 11:13

Clerk of Course :		Timekeeper :
-------------------	--	--------------

Dunlop Sport Maxx Production Cup

QUALIFYING - RACE 4 - LAP ANALYSIS

1	Leyton CLARKE		A Vauxhall Astra VXR				
1 -	1:37.979	+ 18.315	10:53:50.152	8 -	2:55.538 P	+ 1:35.874	11:04:47.703
2 -	1:20.331	+ 0.667	10:55:10.483	9 -	1:23.300	+ 3.636	11:06:11.003
3 -	1:20.088	+ 0.424	10:56:30.571	10 -	1:19.842	+ 0.178	11:07:30.845
4 -	1:20.791	+ 1.127	10:57:51.362	11 -	1:20.308	+ 0.644	11:08:51.153
5 -	1:19.664		10:59:11.026	12 -	1:20.044	+ 0.380	11:10:11.197
6 -	1:20.504	+ 0.840	11:00:31.530	13 -	1:20.497	+ 0.833	11:11:31.694
7 -	1:20.635	+ 0.971	11:01:52.165	14 -	1:20.598	+ 0.934	11:12:52.292
3	Mick WEIDNER		A Ford Focus ST				
1 -	1:37.896	+ 15.843	10:53:43.853	7 -	1:22.423	+ 0.370	11:02:00.616
2 -	1:22.554	+ 0.501	10:55:06.407	8 -	2:00.946 P	+ 38.893	11:04:01.562
3 -	1:22.157	+ 0.104	10:56:28.564	9 -	1:27.612	+ 5.559	11:05:29.174
4 -	1:23.085	+ 1.032	10:57:51.649	10 -	1:22.656	+ 0.603	11:06:51.830
5 -	1:22.927	+ 0.874	10:59:14.576	11 -	1:22.053		11:08:13.883
6 -	1:23.617	+ 1.564	11:00:38.193	12 -	1:23.518	+ 1.465	11:09:37.401
6	Liam HAMILTON		A Renault Megane				
1 -	1:28.974		10:54:33.561	2 -	1:30.285	+ 1.311	10:56:03.846
8	Martin WALLBANK		A Vauxhall Astra VXR				
1 -	1:38.611	+ 18.724	10:53:53.182	8 -	1:35.768	+ 15.881	11:05:32.056
2 -	1:22.408	+ 2.521	10:55:15.590	9 -	1:19.887		11:06:51.943
3 -	1:20.176	+ 0.289	10:56:35.766	10 -	1:19.988	+ 0.101	11:08:11.931
4 -	1:20.986	+ 1.099	10:57:56.752	11 -	1:21.077	+ 1.190	11:09:33.008
5 -	1:20.457	+ 0.570	10:59:17.209	12 -	1:29.086	+ 9.199	11:11:02.094
6 -	1:24.495	+ 4.608	11:00:41.704	13 -	1:26.464	+ 6.577	11:12:28.558
7 -	3:14.584 P	+ 1:54.697	11:03:56.288				
9	John ALLISON		A Vauxhall Astra VXR				
1 -	1:23.786	+ 2.702	10:55:34.562	7 -	1:23.821	+ 2.737	11:05:53.013
2 -	1:23.049	+ 1.965	10:56:57.611	8 -	1:21.968	+ 0.884	11:07:14.981
3 -	1:23.525	+ 2.441	10:58:21.136	9 -	1:21.084		11:08:36.065
4 -	1:22.380	+ 1.296	10:59:43.516	10 -	1:21.086	+ 0.002	11:09:57.151
5 -	1:23.926	+ 2.842	11:01:07.442	11 -	1:21.107	+ 0.023	11:11:18.258
6 -	3:21.750 P	+ 2:00.666	11:04:29.192	12 -	1:21.465	+ 0.381	11:12:39.723
10	James CORTE		A Vauxhall Astra VXR				
1 -	1:32.601	+ 12.353	10:53:42.091	8 -	1:22.358	+ 2.110	11:04:29.708
2 -	1:21.988	+ 1.740	10:55:04.079	9 -	1:20.248		11:05:49.956
3 -	1:21.037	+ 0.789	10:56:25.116	10 -	1:22.598	+ 2.350	11:07:12.554
4 -	1:20.842	+ 0.594	10:57:45.958	11 -	1:20.898	+ 0.650	11:08:33.452
5 -	1:20.281	+ 0.033	10:59:06.239	12 -	1:30.589	+ 10.341	11:10:04.041
6 -	2:36.173 P	+ 1:15.925	11:01:42.412	13 -	1:29.641	+ 9.393	11:11:33.682
7 -	1:24.938	+ 4.690	11:03:07.350	14 -	1:20.866	+ 0.618	11:12:54.548
14	Adrian CHURCHILL		A Vauxhall Astra VXR				
1 -	1:35.952	+ 16.588	10:53:40.902	3 -	1:19.364		10:56:20.140
2 -	1:19.874	+ 0.510	10:55:00.776	4 -	1:19.681	+ 0.317	10:57:39.821
21	Alex ASHBY		A Vauxhall Astra VXR				
1 -	1:29.817	+ 8.627	10:54:12.162	7 -	4:49.248	+ 3:28.058	11:05:55.480
2 -	1:23.096	+ 1.906	10:55:35.258	8 -	1:21.242	+ 0.052	11:07:16.722
3 -	1:22.676	+ 1.486	10:56:57.934	9 -	1:21.404	+ 0.214	11:08:38.126
4 -	1:24.190	+ 3.000	10:58:22.124	10 -	1:21.459	+ 0.269	11:09:59.585
5 -	1:21.882	+ 0.692	10:59:44.006	11 -	1:21.190		11:11:20.775
6 -	1:22.226	+ 1.036	11:01:06.232	12 -	1:21.356	+ 0.166	11:12:42.131
22	Simon SHAW		A Seat Leon Cupra				
1 -	1:30.785	+ 11.414	10:53:57.476	8 -	1:29.092	+ 9.721	11:05:27.777
2 -	1:20.635	+ 1.264	10:55:18.111	9 -	1:19.833	+ 0.462	11:06:47.610
3 -	1:20.101	+ 0.730	10:56:38.212	10 -	1:19.555	+ 0.184	11:08:07.165
4 -	1:20.633	+ 1.262	10:57:58.845	11 -	1:22.946	+ 3.575	11:09:30.111

Snetterton
 Circuit Length = 1.9520 miles
 Start: 10:52 End: 11:13

Weather / Track : Cloudy / Dry

Dunlop Sport Maxx Production Cup

QUALIFYING - RACE 4 - LAP ANALYSIS

5 -	1:26.302	+ 6.931	10:59:25.147	12 -	1:20.837	+ 1.466	11:10:50.948
6 -	1:23.433	+ 4.062	11:00:48.580	13 -	1:19.371		11:12:10.319
7 -	3:10.105 P	+ 1:50.734	11:03:58.685				
30	Matthew PIKE		A	Mini Cooper S			
1 -	1:26.230	+ 2.804	10:55:44.582	7 -	3:12.291 P	+ 1:48.865	11:06:11.004
2 -	1:24.784	+ 1.358	10:57:09.366	8 -	1:46.343	+ 22.917	11:07:57.347
3 -	1:25.050	+ 1.624	10:58:34.416	9 -	1:24.558	+ 1.132	11:09:21.905
4 -	1:25.355	+ 1.929	10:59:59.771	10 -	1:23.636	+ 0.210	11:10:45.541
5 -	1:35.298	+ 11.872	11:01:35.069	11 -	1:23.426		11:12:08.967
6 -	1:23.644	+ 0.218	11:02:58.713				
31	Keith ISSATT		B	BMW 120D			
1 -	1:27.418	+ 1.878	10:55:50.022	6 -	1:25.560	+ 0.020	11:03:17.963
2 -	1:26.245	+ 0.705	10:57:16.267	7 -	4:36.486 P	+ 3:10.946	11:07:54.449
3 -	1:25.540		10:58:41.807	8 -	1:30.827	+ 5.287	11:09:25.276
4 -	1:44.804	+ 19.264	11:00:26.611	9 -	1:26.193	+ 0.653	11:10:51.469
5 -	1:25.792	+ 0.252	11:01:52.403	10 -	1:26.408	+ 0.868	11:12:17.877
32	Ray GRIMES		B	Renault Clio Sport 172			
1 -	1:30.565	+ 5.247	10:54:16.003	4 -	1:25.492	+ 0.174	10:58:34.006
2 -	1:25.570	+ 0.252	10:55:41.573	5 -	1:25.318		10:59:59.324
3 -	1:26.941	+ 1.623	10:57:08.514				
33	Abbie EATON		B	Thorney Motorsport			
1 -	1:33.682	+ 8.516	10:54:14.785	8 -	1:25.816	+ 0.650	11:06:08.253
2 -	1:28.370	+ 3.204	10:55:43.155	9 -	1:25.279	+ 0.113	11:07:33.532
3 -	1:25.329	+ 0.163	10:57:08.484	10 -	1:25.283	+ 0.117	11:08:58.815
4 -	1:25.213	+ 0.047	10:58:33.697	11 -	1:25.435	+ 0.269	11:10:24.250
5 -	1:25.327	+ 0.161	10:59:59.024	12 -	1:25.597	+ 0.431	11:11:49.847
6 -	3:13.797 P	+ 1:48.631	11:03:12.821	13 -	1:25.166		11:13:15.013
7 -	1:29.616	+ 4.450	11:04:42.437				
34	Kevin GEORGE		B	Vauxhall Corsa			
1 -	1:37.188	+ 10.525	10:54:35.678	7 -	3:12.041 P	+ 1:45.378	11:07:21.906
2 -	1:30.476	+ 3.813	10:56:06.154	8 -	1:32.780	+ 6.117	11:08:54.686
3 -	1:31.192	+ 4.529	10:57:37.346	9 -	1:27.544	+ 0.881	11:10:22.230
4 -	3:31.832 P	+ 2:05.169	11:01:09.178	10 -	1:28.759	+ 2.096	11:11:50.989
5 -	1:32.763	+ 6.100	11:02:41.941	11 -	1:26.663		11:13:17.652
6 -	1:27.924	+ 1.261	11:04:09.865				
38	Patrick FLETCHER		B	Renault Clio			
1 -	1:24.127	+ 0.487	10:55:54.641	8 -	1:24.967	+ 1.327	11:05:44.515
2 -	1:23.810	+ 0.170	10:57:18.451	9 -	1:25.507	+ 1.867	11:07:10.022
3 -	1:23.640		10:58:42.091	10 -	1:25.637	+ 1.997	11:08:35.659
4 -	1:23.861	+ 0.221	11:00:05.952	11 -	1:26.946	+ 3.306	11:10:02.605
5 -	1:25.862	+ 2.222	11:01:31.814	12 -	1:23.774	+ 0.134	11:11:26.379
6 -	1:23.788	+ 0.148	11:02:55.602	13 -	1:33.257	+ 9.617	11:12:59.636
7 -	1:23.946	+ 0.306	11:04:19.548				
40	Chris OAKMAN		A	Mini Cooper S JCW			
1 -	1:22.907	+ 1.237	10:55:24.287	7 -	1:33.369	+ 11.699	11:05:20.181
2 -	1:22.570	+ 0.900	10:56:46.857	8 -	1:22.350	+ 0.680	11:06:42.531
3 -	1:21.670		10:58:08.527	9 -	1:24.441	+ 2.771	11:08:06.972
4 -	1:24.524	+ 2.854	10:59:33.051	10 -	1:24.551	+ 2.881	11:09:31.523
5 -	1:22.103	+ 0.433	11:00:55.154	11 -	1:22.271	+ 0.601	11:10:53.794
6 -	2:51.658 P	+ 1:29.988	11:03:46.812	12 -	1:22.079	+ 0.409	11:12:15.873
50	Ryan BENFLEY		B	Seat Leon			
1 -	1:31.441	+ 7.960	10:54:00.849	7 -	1:24.049	+ 0.568	11:04:13.965
2 -	1:26.593	+ 3.112	10:55:27.442	8 -	1:23.481		11:05:37.446
3 -	1:24.027	+ 0.546	10:56:51.469	9 -	1:28.593	+ 5.112	11:07:06.039
4 -	1:23.701	+ 0.220	10:58:15.170	10 -	1:23.726	+ 0.245	11:08:29.765
5 -	3:02.747 P	+ 1:39.266	11:01:17.917	11 -	1:23.872	+ 0.391	11:09:53.637

Snetterton
Circuit Length = 1.9520 miles
Start: 10:52 End: 11:13

Weather / Track : Cloudy / Dry


Dunlop Sport Maxx Production Cup

QUALIFYING - RACE 4 - LAP ANALYSIS

6 -	1:31.999	+ 8.518	11:02:49.916	12 -	1:24.259	+ 0.778	11:11:17.896
55	Mark WEIDNER		B Ford Fiesta				
1 -	1:31.776	+ 6.382	10:54:05.207	8 -	1:25.458	+ 0.064	11:04:08.653
2 -	1:26.182	+ 0.788	10:55:31.389	9 -	1:26.196	+ 0.802	11:05:34.849
3 -	1:26.101	+ 0.707	10:56:57.490	10 -	1:26.053	+ 0.659	11:07:00.902
4 -	1:27.158	+ 1.764	10:58:24.648	11 -	1:25.922	+ 0.528	11:08:26.824
5 -	1:25.483	+ 0.089	10:59:50.131	12 -	1:25.394		11:09:52.218
6 -	1:26.644	+ 1.250	11:01:16.775	13 -	1:26.341	+ 0.947	11:11:18.559
7 -	1:26.420	+ 1.026	11:02:43.195	14 -	1:26.322	+ 0.928	11:12:44.881
63	Dan MALONE		C Peugeot 106 Gti				
1 -	1:33.000	+ 0.894	10:56:14.100	6 -	1:32.722	+ 0.616	11:05:50.399
2 -	3:22.496	+ 1:50.390	10:59:36.596	7 -	1:32.381	+ 0.275	11:07:22.780
3 -	1:35.835	+ 3.729	11:01:12.431	8 -	1:34.110	+ 2.004	11:08:56.890
4 -	1:32.879	+ 0.773	11:02:45.310	9 -	1:32.662	+ 0.556	11:10:29.552
5 -	1:32.367	+ 0.261	11:04:17.677	10 -	1:32.106		11:12:01.658

Dunlop Sport Maxx Production Cup

RACE 4 - GRID

ROW 10	1:32.106 63 Dan MALONE	
ROW 9	1:26.663 34 Kevin GEORGE	1:28.974 6 Liam HAMILTON
ROW 8	1:25.394 55 Mark WEIDNER	1:25.540 31 Keith ISSATT
ROW 7	1:25.166 33 Abbie EATON	1:25.318 32 Ray GRIMES
ROW 6	1:23.481 50 Ryan BENFLEY	1:23.640 38 Patrick FLETCHER
ROW 5	1:22.053 3 Mick WEIDNER	1:23.426 30 Matthew PIKE
ROW 4	1:21.190 21 Alex ASHBY	1:21.670 40 Chris OAKMAN
ROW 3	1:20.248 10 James CORTE	1:21.084 9 John ALLISON
ROW 2	1:19.664 1 Leyton CLARKE	1:19.887 8 Martin WALLBANK
ROW 1	1:19.364 14 Adrian CHURCHILL	1:19.371 22 Simon SHAW
Pole		
		

Snetterton
Circuit Length = 1.9520 miles

These results are provisional until the conclusion of any judicial and technical matters.

Clerk of Course :		Timekeeper :
-------------------	--	--------------

Dunlop Sport Maxx Production Cup

RACE 4 - CLASSIFICATION

POS	NO	CL	NAME	ENTRY	LAPS	TIME	GAP	DIFF	MPH	BEST	ON
1	22	A	Simon SHAW	Seat Leon Cupra	15	20:18.194			86.52	1:20.198	2
2	1	A	Leyton CLARKE	Vauxhall Astra VXR	15	20:19.351	1.157	1.157	86.44	1:20.335	3
3	8	A	Martin WALLBANK	Vauxhall Astra VXR	15	20:23.694	5.500	4.343	86.13	1:20.435	11
4	10	A	James CORTE	Vauxhall Astra VXR	15	20:24.117	5.923	0.423	86.10	1:20.656	9
5	21	A	Alex ASHBY	Vauxhall Astra VXR	15	20:27.955	9.761	3.838	85.83	1:20.752	2
6	40	A	Chris OAKMAN	Mini Cooper S JCW	15	20:44.857	26.663	16.902	84.67	1:21.450	2
7	3	A	Mick WEIDNER	Ford Focus ST	15	20:48.959	30.765	4.102	84.39	1:20.699	4
8	30	A	Matthew PIKE	Mini Cooper S	15	21:11.802	53.608	22.843	82.87	1:23.625	13
9	50	B	Ryan BENSLEY	Seat Leon	15	21:20.448	1:02.254	8.646	82.32	1:24.001	4
10	33	B	Abbie EATON	Thorney Motorsport	15	21:33.298	1:15.104	12.850	81.50	1:25.097	3
11	55	B	Mark WEIDNER	Ford Fiesta	15	21:40.546	1:22.352	7.248	81.04	1:25.271	4
12	9	A	John ALLISON	Vauxhall Astra VXR	15	21:42.511	1:24.317	1.965	80.92	1:20.941	5
13	32	B	Ray GRIMES	Renault Clio Sport 172	15	21:42.546	1:24.352	0.035	80.92	1:25.140	6
14	31	B	Keith ISSATT	BMW 120D	14	20:41.116	1 lap	1 lap	79.26	1:26.137	3
15	34	B	Kevin GEORGE	Vauxhall Corsa	14	20:43.675	1 lap	2.559	79.10	1:26.614	13
16	63	C	Dan MALONE	Peugeot 106 Gti	13	20:20.252	2 laps	1 lap	74.86	1:31.791	12
NOT CLASSIFIED											
DNF	14	A	Adrian CHURCHILL	Vauxhall Astra VXR	9	12:13.854	6 laps	4 laps	86.18	1:20.091	4
DNF	38	B	Patrick FLETCHER	Renault Clio	0						
FASTEST LAP											
	14	A	Adrian CHURCHILL	Vauxhall Astra VXR	4	1:20.091			87.73 mph	141.20 kph	
	50	B	Ryan BENSLEY	Seat Leon	4	1:24.001			83.65 mph	134.62 kph	
	63	C	Dan MALONE	Peugeot 106 Gti	12	1:31.791			76.55 mph	123.20 kph	

Weather / Track : Bright / Dry

These results are provisional until the conclusion of any judicial and technical matters.

Snetterton
Circuit Length = 1.9520 miles
Start: 15:19 End: 15:41

Clerk of Course :

Timekeeper :

Dunlop Sport Maxx Production Cup

RACE 4 - LAP CHART

Lap 1			Lap 2			Lap 3			Lap 4			Lap 5		
No	Behind	Laptime	No	Behind	Laptime	No	Behind	Laptime	No	Behind	Laptime	No	Behind	Laptime
22		1:26.466	22		1:20.198	22		1:20.233	22		1:20.638	22		1:20.535
14	0.697	1:27.163	14	0.655	1:20.156	14	0.795	1:20.373	14	0.248	1:20.091	14	0.255	1:20.542
1	1.893	1:28.359	1	2.365	1:20.670	1	2.467	1:20.335	1	2.518	1:20.689	1	2.420	1:20.437
8	2.492	1:28.958	8	3.148	1:20.854	8	3.597	1:20.682	8	3.956	1:20.997	8	4.279	1:20.858
10	2.843	1:29.309	10	4.033	1:21.388	10	4.682	1:20.882	10	5.125	1:21.081	10	5.439	1:20.849
9	4.043	1:30.509	9	4.863	1:21.018	9	5.745	1:21.115	9	6.291	1:21.184	9	6.697	1:20.941
21	4.831	1:31.297	21	5.385	1:20.752	21	6.327	1:21.175	21	6.543	1:20.854	21	7.307	1:21.299
40	6.430	1:32.896	40	7.682	1:21.450	40	9.381	1:21.932	40	11.057	1:22.314	40	12.838	1:22.316
30	7.379	1:33.845	30	11.914	1:24.733	30	16.012	1:24.331	30	19.376	1:24.002	30	22.781	1:23.940
32	8.700	1:35.166	50	13.946	1:25.312	50	18.027	1:24.314	50	21.390	1:24.001	50	24.925	1:24.070
50	8.832	1:35.298	33	16.070	1:26.955	33	20.934	1:25.097	33	25.456	1:25.160	3	27.871	1:22.798
33	9.313	1:35.779	55	16.605	1:26.839	55	21.665	1:25.293	3	25.608	1:20.699	33	30.400	1:25.479
55	9.964	1:36.430	32	17.403	1:28.901	32	22.567	1:25.397	55	26.298	1:25.271	55	31.824	1:26.061
31	10.786	1:37.252	31	17.456	1:26.868	31	23.360	1:26.137	32	27.522	1:25.593	32	32.628	1:25.641
34	11.261	1:37.727	34	19.036	1:27.973	3	25.547	1:22.436	34	35.268	1:28.802	34	42.703	1:27.970
3	11.978	1:38.444	3	23.344	1:31.564	34	27.104	1:28.301	31	42.546	1:39.824	31	49.122	1:27.111
63	18.412	1:44.878	63	31.595	1:33.381	63	43.694	1:32.332	63	56.594	1:33.538	63	1:09.234	1:33.175

Dunlop Sport Maxx Production Cup

RACE 4 - LAP CHART

Lap 6			Lap 7			Lap 8			Lap 9			Lap 10		
No	Behind	Laptime	No	Behind	Laptime	No	Behind	Laptime	No	Behind	Laptime	No	Behind	Laptime
14		1:20.701	14		1:20.380	14		1:20.215	22		1:22.596	22		1:20.294
22	0.914	1:21.870	63	1 LAP	1:32.292	22	1.204	1:20.536	14	0.433	1:24.233	1	1.054	1:20.803
1	2.022	1:20.558	22	0.883	1:20.349	1	2.595	1:20.478	1	0.545	1:21.750	8	2.706	1:20.841
8	3.964	1:20.641	1	2.332	1:20.690	8	4.959	1:20.731	8	2.159	1:21.000	10	3.882	1:20.899
10	5.514	1:21.031	8	4.443	1:20.859	10	6.421	1:20.818	10	3.277	1:20.656	9	7.845	1:21.307
9	7.000	1:21.259	10	5.818	1:20.684	9	9.654	1:22.105	9	6.832	1:20.978	21	7.995	1:21.160
21	7.160	1:20.809	9	7.764	1:21.144	21	10.169	1:22.286	21	7.129	1:20.760	40	18.398	1:22.433
40	14.284	1:22.402	21	8.098	1:21.318	63	1 LAP	1:34.671	40	16.259	1:21.851	3	28.355	1:21.205
30	26.050	1:24.225	40	16.067	1:22.163	40	18.208	1:22.356	63	1 LAP	1:32.391	63	1 LAP	1:33.868
3	28.059	1:21.144	3	28.823	1:21.144	3	30.101	1:21.493	3	27.444	1:21.143	30	38.411	1:24.101
50	28.195	1:24.226	30	30.403	1:24.733	30	34.397	1:24.209	30	34.604	1:24.007	50	41.566	1:24.680
33	34.737	1:25.293	50	32.157	1:24.342	50	36.334	1:24.392	50	37.180	1:24.646	33	52.026	1:25.596
32	36.812	1:25.140	33	39.795	1:25.438	33	45.165	1:25.585	33	46.724	1:25.359	32	55.762	1:25.833
55	37.194	1:26.326	32	42.387	1:25.955	32	48.145	1:25.973	32	50.223	1:25.878	55	56.407	1:25.991
34	49.507	1:27.760	55	42.949	1:26.135	55	48.670	1:25.936	55	50.710	1:25.840	31	1:16.216	1:26.718
31	54.316	1:26.150	34	57.512	1:28.385	34	1:06.477	1:29.180	31	1:09.792	1:26.842	34	1:19.085	1:28.848
			31	1:00.278	1:26.342	31	1:06.750	1:26.687	34	1:10.531	1:27.854			


Dunlop Sport Maxx Production Cup

RACE 4 - LAP CHART

Lap 11			Lap 12			Lap 13			Lap 14			Lap 15		
No	Behind	Laptime	No	Behind	Laptime	No	Behind	Laptime	No	Behind	Laptime	No	Behind	Laptime
22		1:20.643	22		1:20.928	22		1:20.557	22		1:20.795	22		1:21.556
1	1.115	1:20.704	1	1.403	1:21.216	1	1.868	1:21.022	1	1.967	1:20.894	1	1.157	1:20.746
8	2.498	1:20.435	31	1 LAP	1:28.127	8	4.461	1:21.202	8	5.158	1:21.492	63	2 LAPS	1:32.957
10	3.981	1:20.742	8	3.816	1:22.246	10	4.835	1:20.934	10	5.427	1:21.387	8	5.500	1:21.898
9	8.805	1:21.603	10	4.458	1:21.405	21	9.929	1:21.376	21	10.421	1:21.287	10	5.923	1:22.052
21	8.963	1:21.611	34	1 LAP	1:28.199	31	1 LAP	1:27.839	9	17.933	1:27.855	21	9.761	1:20.896
40	20.048	1:22.293	21	9.110	1:21.075	9	10.873	1:21.619	31	1 LAP	1:28.677	31	1 LAP	1:26.542
3	28.598	1:20.886	9	9.811	1:21.934	34	1 LAP	1:28.829	34	1 LAP	1:26.614	34	1 LAP	1:27.233
30	42.481	1:24.713	40	22.047	1:22.927	40	24.318	1:22.828	40	25.942	1:22.419	40	26.663	1:22.277
50	45.820	1:24.897	3	29.417	1:21.747	3	30.512	1:21.652	3	30.957	1:21.240	3	30.765	1:21.364
63	1 LAP	1:33.018	30	45.447	1:23.894	30	48.515	1:23.625	30	51.448	1:23.728	30	53.608	1:23.716
33	56.918	1:25.535	50	50.001	1:25.109	50	54.493	1:25.049	50	58.456	1:24.758	50	1:02.254	1:25.354
32	1:00.887	1:25.768	63	1 LAP	1:31.960	33	1:06.216	1:25.624	33	1:10.688	1:25.267	33	1:15.104	1:25.972
55	1:01.282	1:25.518	33	1:01.149	1:25.159	55	1:11.197	1:25.908	55	1:18.009	1:27.607	55	1:22.352	1:25.899
			32	1:05.553	1:25.594	63	1 LAP	1:31.791	32	1:20.021	1:28.910	9	1:24.317	2:27.940 P
			55	1:05.846	1:25.492	32	1:11.906	1:26.910				32	1:24.352	1:25.887

Dunlop Sport Maxx Production Cup

RACE 8 - GRID

ROW 10	6	Liam HAMILTON	
ROW 9	14	Adrian CHURCHILL	38
ROW 8	34	Kevin GEORGE	63
ROW 7	32	Ray GRIMES	31
ROW 6	55	Mark WEIDNER	9
ROW 5	50	Ryan BENSLEY	33
ROW 4	3	Mick WEIDNER	30
ROW 3	21	Alex ASHBY	40
ROW 2	8	Martin WALLBANK	10
ROW 1	22	Simon SHAW	1
Pole			
			

Snetterton
Circuit Length = 1.9520 miles

These results are provisional until the conclusion of any judicial and technical matters.

Clerk of Course :		Timekeeper :

Dunlop Sport Maxx Production Cup

RACE 8 - CLASSIFICATION

POS	NO	CL	NAME	ENTRY	LAPS	TIME	GAP	DIFF	MPH	BEST	ON
1	1	A	Leyton CLARKE	Vauxhall Astra VXR	15	20:12.446			86.93	1:19.975	3
2	8	A	Martin WALLBANK	Vauxhall Astra VXR	15	20:15.606	3.160	3.160	86.71	1:20.141	6
3	22	A	Simon SHAW	Seat Leon Cupra	15	20:16.957	4.511	1.351	86.61	1:19.746	6
4	21	A	Alex ASHBY	Vauxhall Astra VXR	15	20:20.222	7.776	3.265	86.38	1:20.221	8
5	9	A	John ALLISON	Vauxhall Astra VXR	15	20:20.401	7.955	0.179	86.37	1:20.299	3
6	10	A	James CORTE	Vauxhall Astra VXR	15	20:24.135	11.689	3.734	86.10	1:19.988	4
7	3	A	Mick WEIDNER	Ford Focus ST	15	21:07.768	55.322	43.633	83.14	1:21.097	15
8	40	A	Chris OAKMAN	Mini Cooper S JCW	15	21:09.334	56.888	1.566	83.04	1:21.914	14
9	6	A	Liam HAMILTON	Renault Megane	15	21:13.436	1:00.990	4.102	82.77	1:22.975	14
10	38	B	Patrick FLETCHER	Renault Clio	15	21:16.318	1:03.872	2.882	82.58	1:23.582	13
11	50	B	Ryan BENSLEY	Seat Leon	15	21:20.016	1:07.570	3.698	82.34	1:23.722	8
12	30	A	Matthew PIKE	Mini Cooper S	15	21:20.256	1:07.810	0.240	82.33	1:23.444	7
13	55	B	Mark WEIDNER	Ford Fiesta	14	20:15.406	1 lap	1 lap	80.94	1:25.051	11
14	34	B	Kevin GEORGE	Vauxhall Corsa	14	20:28.563	1 lap	13.157	80.07	1:25.440	14
15	31	B	Keith ISSATT	BMW 120D	14	20:34.606	1 lap	6.043	79.68	1:25.444	9
16	63	C	Dan MALONE	Peugeot 106 Gti	13	20:20.607	2 laps	1 lap	74.84	1:30.854	3
17	33	B	Abbie EATON	Thorney Motorsport	13	21:07.351	2 laps	46.744	72.08	1:24.526	10

NOT CLASSIFIED

DNF	14	A	Adrian CHURCHILL	Vauxhall Astra VXR	5	8:33.764	10 laps	8 laps	68.38	1:19.355	4
DNF	32	B	Ray GRIMES	Renault Clio Sport 172	0						

FASTEST LAP

14	A	Adrian CHURCHILL	Vauxhall Astra VXR	4	1:19.355	88.55 mph	142.51 kph
38	B	Patrick FLETCHER	Renault Clio	13	1:23.582	84.07 mph	135.30 kph
63	C	Dan MALONE	Peugeot 106 Gti	3	1:30.854	77.34 mph	124.47 kph

Weather / Track : Sunny / Dry

These results are provisional until the conclusion of any judicial and technical matters.

Snetterton
Circuit Length = 1.9520 miles
Start: 10:06 End: 10:28

Clerk of Course :

Timekeeper :

Dunlop Sport Maxx Production Cup

RACE 8 - LAP CHART

Lap 1			Lap 2			Lap 3			Lap 4			Lap 5		
No	Behind	Laptime	No	Behind	Laptime	No	Behind	Laptime	No	Behind	Laptime	No	Behind	Laptime
1		1:27.275	1		1:20.095	1		1:19.975	1		1:20.897	1		1:20.199
10	0.817	1:28.092	22	1.173	1:20.108	22	1.065	1:19.867	22	1.407	1:21.239	22	3.351	1:22.143
22	1.160	1:28.435	8	1.913	1:20.400	8	2.134	1:20.196	8	1.718	1:20.481	8	3.721	1:22.202
8	1.608	1:28.883	10	3.075	1:22.353	10	3.495	1:20.395	33	2 LAPS	1:28.552	10	4.085	1:21.698
9	3.091	1:30.366	9	4.145	1:21.149	9	4.469	1:20.299	10	2.586	1:19.988	14	4.256	1:21.509
21	3.802	1:31.077	21	4.325	1:20.618	14	4.488	1:19.950	14	2.946	1:19.355	9	4.898	1:20.508
40	4.033	1:31.308	14	4.513	1:19.561	21	5.623	1:21.273	9	4.589	1:21.017	21	5.402	1:20.570
14	5.047	1:32.322	50	12.562	1:24.766	50	17.041	1:24.454	21	5.031	1:20.305	33	2 LAPS	1:28.375
50	7.891	1:35.166	6	14.574	1:23.856	3	18.079	1:21.654	6	21.986	1:24.328	6	25.563	1:23.776
38	10.050	1:37.325	38	15.574	1:25.619	6	18.555	1:23.956	38	22.990	1:24.292	40	26.574	1:22.201
6	10.813	1:38.088	3	16.400	1:22.449	38	19.595	1:23.996	50	23.710	1:27.566	38	26.610	1:23.819
55	12.229	1:39.504	55	18.441	1:26.307	40	22.301	1:22.310	40	24.572	1:23.168	50	27.724	1:24.213
3	14.046	1:41.321	40	19.966	1:36.028	55	24.907	1:26.441	3	28.442	1:31.260	3	30.582	1:22.339
34	15.389	1:42.664	30	21.747	1:26.298	30	25.788	1:24.016	30	29.503	1:24.612	30	32.924	1:23.620
30	15.544	1:42.819	34	23.504	1:28.210	34	31.119	1:27.590	55	30.596	1:26.586	55	35.630	1:25.233
63	18.306	1:45.581	63	29.432	1:31.221	31	35.567	1:25.877	34	37.476	1:27.254	34	43.950	1:26.673
31	22.270	1:49.545	31	29.665	1:27.490	63	40.311	1:30.854	31	40.299	1:25.629	31	45.671	1:25.571
			33	1 LAP	4:01.779 P				63	50.830	1:31.416	63	1:01.928	1:31.297

Dunlop Sport Maxx Production Cup

RACE 8 - LAP CHART

Lap 6			Lap 7			Lap 8			Lap 9			Lap 10		
No	Behind	Laptime	No	Behind	Laptime	No	Behind	Laptime	No	Behind	Laptime	No	Behind	Laptime
1		1:20.011	1		1:20.302	1		1:20.481	1		1:20.404	1		1:20.779
22	3.086	1:19.746	22	3.174	1:20.390	22	3.615	1:20.922	8	3.724	1:20.268	8	3.098	1:20.153
8	3.851	1:20.141	8	3.737	1:20.188	8	3.860	1:20.604	22	4.519	1:21.308	22	4.105	1:20.365
9	6.541	1:21.654	9	6.752	1:20.513	9	6.618	1:20.347	9	6.770	1:20.556	21	6.588	1:20.327
21	6.814	1:21.423	21	7.290	1:20.778	21	7.030	1:20.221	21	7.040	1:20.414	9	7.151	1:21.160
10	7.555	1:23.481	10	7.782	1:20.529	63	1 LAP	1:33.436	10	8.155	1:20.347	10	7.983	1:20.607
33	2 LAPS	1:25.374	33	2 LAPS	1:24.993	10	8.212	1:20.911	63	1 LAP	1:32.160	63	1 LAP	1:32.366
6	29.310	1:23.758	6	32.806	1:23.798	33	2 LAPS	1:25.141	33	2 LAPS	1:25.153	33	2 LAPS	1:24.710
40	29.852	1:23.289	40	33.234	1:23.684	6	37.260	1:24.935	40	40.190	1:23.246	6	43.997	1:23.610
38	30.517	1:23.918	3	34.079	1:21.632	40	37.348	1:24.595	6	41.166	1:24.310	40	44.642	1:25.231
50	31.882	1:24.169	38	34.092	1:23.877	38	37.912	1:24.301	38	42.267	1:24.759	38	45.422	1:23.934
3	32.749	1:22.178	50	35.887	1:24.307	50	39.128	1:23.722	50	43.636	1:24.912	3	46.334	1:21.852
30	36.460	1:23.547	30	39.602	1:23.444	3	41.799	1:28.201	3	45.261	1:23.866	50	47.659	1:24.802
55	41.625	1:26.006	55	47.092	1:25.769	30	43.147	1:24.026	30	46.992	1:24.249	30	50.275	1:24.062
34	50.790	1:26.851	34	57.508	1:27.020	55	52.353	1:25.742	55	57.447	1:25.498	55	1:02.016	1:25.348
31	51.634	1:25.974	31	1:00.024	1:28.692	34	1:03.517	1:26.490	34	1:08.956	1:25.843	34	1:13.950	1:25.773
63	1:14.880	1:32.963				31	1:05.553	1:26.010	31	1:10.593	1:25.444	31	1:15.613	1:25.799


Dunlop Sport Maxx Production Cup

RACE 8 - LAP CHART

Lap 11			Lap 12			Lap 13			Lap 14			Lap 15		
No	Behind	Laptime	No	Behind	Laptime	No	Behind	Laptime	No	Behind	Laptime	No	Behind	Laptime
1		1:20.397	1		1:20.476	1		1:20.252	1		1:20.343	1		1:20.560
8	3.066	1:20.365	31	1 LAP	1:27.027	8	3.548	1:21.063	8	3.387	1:20.182	55	1 LAP	1:26.210
22	3.912	1:20.204	8	2.737	1:20.147	22	4.471	1:20.756	22	4.431	1:20.303	8	3.160	1:20.333
21	6.562	1:20.371	22	3.967	1:20.531	34	1 LAP	1:26.680	21	7.401	1:20.672	22	4.511	1:20.640
9	7.124	1:20.370	21	6.581	1:20.495	21	7.072	1:20.743	9	7.973	1:20.489	21	7.776	1:20.935
10	8.200	1:20.614	9	7.132	1:20.484	9	7.827	1:20.947	10	10.787	1:21.612	9	7.955	1:20.542
33	2 LAPS	1:24.551	10	8.724	1:21.000	10	9.518	1:21.046	34	1 LAP	1:26.481	63	2 LAPS	1:34.816
63	1 LAP	1:31.062	33	2 LAPS	1:24.526	31	1 LAP	1:29.677	31	1 LAP	1:26.086	10	11.689	1:21.462
40	47.526	1:23.281	3	50.386	1:22.602	33	2 LAPS	1:24.943	33	2 LAPS	1:24.712	34	1 LAP	1:25.440
3	48.260	1:22.323	40	50.982	1:23.932	3	53.154	1:23.020	3	54.785	1:21.974	31	1 LAP	1:25.785
6	48.678	1:25.078	6	51.912	1:23.710	40	53.686	1:22.956	40	55.257	1:21.914	33	2 LAPS	1:24.542
38	49.884	1:24.859	38	53.255	1:23.847	6	54.713	1:23.053	6	57.345	1:22.975	3	55.322	1:21.097
50	51.393	1:24.131	50	55.482	1:24.565	38	56.585	1:23.582	38	1:00.165	1:23.923	40	56.888	1:22.191
30	53.556	1:23.678	30	57.225	1:24.145	50	59.483	1:24.253	50	1:03.535	1:24.395	6	1:00.990	1:24.205
55	1:06.670	1:25.051	63	1 LAP	1:40.345	30	1:00.459	1:23.486	30	1:04.123	1:24.007	38	1:03.872	1:24.267
34	1:19.147	1:25.594	55	1:12.458	1:26.264	63	1 LAP	1:33.090				50	1:07.570	1:24.595
						55	1:17.653	1:25.447				30	1:07.810	1:24.247

Dunlop Sport Maxx Production Cup

RACE 14 - GRID

ROW 10	32	Ray GRIMES	
ROW 9	33	Abbie EATON	14
ROW 8	31	Keith ISSATT	63
ROW 7	55	Mark WEIDNER	34
ROW 6	50	Ryan BENSLEY	30
ROW 5	6	Liam HAMILTON	38
ROW 4	3	Mick WEIDNER	40
ROW 3	8	Martin WALLBANK	1
ROW 2	21	Alex ASHBY	22
ROW 1	10	James CORTE	9
Pole			
			

Snetterton
Circuit Length = 1.9520 miles

These results are provisional until the conclusion of any judicial and technical matters.

Clerk of Course :		Timekeeper :

Dunlop Sport Maxx Production Cup

RACE 14 - CLASSIFICATION

POS	NO	CL	NAME	ENTRY	LAPS	TIME	GAP	DIFF	MPH	BEST	ON
1	14	A	Adrian CHURCHILL	Vauxhall Astra VXR	13	20:31.681			74.16	1:19.607	12
2	22	A	Simon SHAW	Seat Leon Cupra	13	20:32.459	0.778	0.778	74.12	1:20.067	12
3	10	A	James CORTE	Vauxhall Astra VXR	13	20:33.125	1.444	0.666	74.08	1:20.215	12
4	1	A	Leyton CLARKE	Vauxhall Astra VXR	13	20:34.816	3.135	1.691	73.98	1:20.510	12
5	8	A	Martin WALLBANK	Vauxhall Astra VXR	13	20:39.159	7.478	4.343	73.72	1:21.056	13
6	21	A	Alex ASHBY	Vauxhall Astra VXR	13	20:39.921	8.240	0.762	73.67	1:20.416	6
7	3	A	Mick WEIDNER	Ford Focus ST	13	20:44.546	12.865	4.625	73.40	1:21.435	8
8	6	A	Liam HAMILTON	Renault Megane	13	20:44.628	12.947	0.082	73.39	1:23.042	5
9	50	B	Ryan BENSLEY	Seat Leon	13	20:58.046	26.365	13.418	72.61	1:24.375	6
10	30	A	Matthew PIKE	Mini Cooper S	13	20:58.315	26.634	0.269	72.59	1:23.524	8
11	38	B	Patrick FLETCHER	Renault Clio	13	20:59.662	27.981	1.347	72.52	1:24.233	5
12	33	B	Abbie EATON	Thorney Motorsport	13	20:59.935	28.254	0.273	72.50	1:24.457	6
13	32	B	Ray GRIMES	Renault Clio Sport 172	13	21:02.925	31.244	2.990	72.33	1:25.468	2
14	55	B	Mark WEIDNER	Ford Fiesta	13	21:03.540	31.859	0.615	72.29	1:25.455	12
15	63	C	Dan MALONE	Peugeot 106 Gti	12	21:04.359	1 lap	1 lap	66.69	1:31.692	3

NOT CLASSIFIED

<i>DNF</i>	31	B	Keith ISSATT	BMW 120D	11	18:11.921	2 laps	1 lap	70.79	1:25.753	6
<i>DNF</i>	34	B	Kevin GEORGE	Vauxhall Corsa	5	7:32.451	8 laps	6 laps	77.65	1:26.999	2
<i>DNF</i>	9	A	John ALLISON	Vauxhall Astra VXR	4	14:42.218	9 laps	1 lap	31.86	1:20.884	2
<i>DNF</i>	40	A	Chris OAKMAN	Mini Cooper S JCW	0						

FASTEST LAP

14	A	Adrian CHURCHILL	Vauxhall Astra VXR	12	1:19.607	88.27 mph	142.06 kph
38	B	Patrick FLETCHER	Renault Clio	5	1:24.233	83.42 mph	134.25 kph
63	C	Dan MALONE	Peugeot 106 Gti	3	1:31.692	76.63 mph	123.33 kph

Weather / Track : Sunny / Dry

These results are provisional until the conclusion of any judicial and technical matters.

Snetterton
Circuit Length = 1.9520 miles
Start: 15:24 End: 15:45

Clerk of Course :	Timekeeper :
-------------------	--------------

Dunlop Sport Maxx Production Cup

RACE 14 - LAP CHART

Lap 1			Lap 2			Lap 3			Lap 4			Lap 5		
No	Behind	Laptime	No	Behind	Laptime	No	Behind	Laptime	No	Behind	Laptime	No	Behind	Laptime
22		1:26.891	22		1:21.517	22		1:20.968	22		1:20.702	22		1:20.784
9	1.456	1:28.347	9	0.823	1:20.884	9	0.819	1:20.964	9	1.386	1:21.269	14	2.519	1:20.325
1	2.159	1:29.050	1	2.540	1:21.898	14	2.780	1:20.756	14	2.978	1:20.900	10	3.417	1:21.159
10	2.262	1:29.153	10	2.554	1:21.809	10	2.804	1:21.218	10	3.042	1:20.940	1	5.520	1:21.137
21	2.792	1:29.683	21	2.991	1:21.716	1	4.184	1:22.612	1	5.167	1:21.685	21	6.192	1:21.013
14	3.725	1:30.616	14	2.992	1:20.784	8	4.293	1:21.580	21	5.963	1:21.994	8	6.821	1:21.376
8	4.095	1:30.986	8	3.681	1:21.103	21	4.671	1:22.648	8	6.229	1:22.638	6	14.954	1:23.042
6	5.416	1:32.307	6	7.107	1:23.208	6	10.229	1:24.090	6	12.696	1:23.169	3	20.116	1:23.188
50	7.832	1:34.723	50	10.990	1:24.675	50	14.804	1:24.782	3	17.712	1:22.986	38	23.604	1:24.233
38	8.415	1:35.306	38	11.552	1:24.654	38	15.283	1:24.699	38	20.155	1:25.574	50	24.253	1:24.530
32	8.977	1:35.868	32	12.928	1:25.468	3	15.428	1:22.635	50	20.507	1:26.405	30	29.593	1:25.222
30	9.406	1:36.297	30	13.269	1:25.380	32	17.779	1:25.819	32	24.552	1:27.475	33	30.533	1:26.692
33	10.502	1:37.393	33	13.553	1:24.568	33	17.885	1:25.300	33	24.625	1:27.442	32	31.398	1:27.630
55	11.382	1:38.273	3	13.761	1:23.210	30	18.527	1:26.226	30	25.155	1:27.330	31	35.190	1:25.871
34	12.050	1:38.941	34	17.532	1:26.999	34	23.603	1:27.039	31	30.103	1:27.038	55	35.630	1:25.692
3	12.068	1:38.959	55	17.605	1:27.740	31	23.767	1:26.548	55	30.722	1:27.255	34	41.589	1:31.207
31	12.614	1:39.505	31	18.187	1:27.090	55	24.169	1:27.532	34	31.166	1:28.265	63	1:03.866	1:33.278
63	15.599	1:42.490	63	26.497	1:32.415	63	37.221	1:31.692	63	51.372	1:34.853			

Dunlop Sport Maxx Production Cup

RACE 14 - LAP CHART

Lap 6			Lap 7			Lap 8			Lap 9			Lap 10		
No	Behind	Laptime	No	Behind	Laptime	No	Behind	Laptime	No	Behind	Laptime	No	Behind	Laptime
22		1:20.786	22		1:20.932	22		1:21.594	22		2:29.715	22		2:42.025
14	2.232	1:20.499	14	1.772	1:20.472	14	1.134	1:20.956	14	0.675	2:29.256	14	0.822	2:42.172
10	3.075	1:20.444	10	3.091	1:20.948	10	2.818	1:21.321	10	2.033	2:28.930	10	2.286	2:42.278
1	5.721	1:20.987	1	6.056	1:21.267	1	5.989	1:21.527	1	3.109	2:26.835	1	2.994	2:41.910
21	5.822	1:20.416	21	6.164	1:21.274	63	1 LAP	1:33.609	63	1 LAP	2:26.753	63	1 LAP	2:42.158
8	7.100	1:21.065	8	7.339	1:21.171	8	7.263	1:21.518	8	4.861	2:27.313	8	5.483	2:42.647
6	17.323	1:23.155	6	19.942	1:23.551	21	9.861	1:25.291	21	6.253	2:26.107	21	6.290	2:42.062
3	21.945	1:22.615	3	22.564	1:21.551	6	22.395	1:24.047	6	7.553	2:14.873	6	7.816	2:42.288
38	27.561	1:24.743	38	32.277	1:25.648	3	22.405	1:21.435	3	8.399	2:15.709	3	9.003	2:42.629
50	27.842	1:24.375	50	32.785	1:25.875	50	36.544	1:25.353	50	15.241	2:08.412	50	14.118	2:40.902
30	32.911	1:24.104	30	36.517	1:24.538	38	37.140	1:26.457	38	16.045	2:08.620	38	14.946	2:40.926
33	34.204	1:24.457	33	37.985	1:24.713	30	38.447	1:23.524	30	16.603	2:07.871	30	15.459	2:40.881
32	36.148	1:25.536	32	40.936	1:25.720	33	41.002	1:24.611	33	17.839	2:06.552	33	16.691	2:40.877
31	40.157	1:25.753	31	45.384	1:26.159	32	45.224	1:25.882	32	19.430	2:03.921	32	17.644	2:40.239
55	40.912	1:26.068	55	45.803	1:25.823	31	50.884	1:27.094	31	20.018	1:58.849	31	18.138	2:40.145
63	1:15.607	1:32.527				55	51.275	1:27.066	55	21.076	1:59.516	55	18.771	2:39.720

Dunlop Sport Maxx Production Cup
RACE 14 - LAP CHART

Lap 11			Lap 12			Lap 13		
No	Behind	Laptime	No	Behind	Laptime	No	Behind	Laptime
22		1:44.692	22		1:20.067	14		1:20.954
14	0.514	1:44.384	14	0.054	1:19.607	22	0.778	1:21.786
10	1.894	1:44.300	10	2.042	1:20.215	10	1.444	1:20.410
1	2.588	1:44.286	1	3.031	1:20.510	1	3.135	1:21.112
63	1 LAP	1:46.806	8	7.430	1:21.437	8	7.478	1:21.056
8	6.060	1:45.269	21	7.767	1:21.550	21	8.240	1:21.481
21	6.284	1:44.686	3	9.649	1:22.786	3	12.865	1:24.224
6	6.490	1:43.366	6	10.838	1:24.415	6	12.947	1:23.117
3	6.930	1:42.619	63	1 LAP	1:33.008	50	26.365	1:24.558
50	18.265	1:48.839	50	22.815	1:24.617	30	26.634	1:24.329
38	18.970	1:48.716	30	23.313	1:24.357	38	27.981	1:25.120
30	19.023	1:48.256	38	23.869	1:24.966	33	28.254	1:25.137
33	19.564	1:47.565	33	24.125	1:24.628	32	31.244	1:26.247
32	19.903	1:46.951	32	26.005	1:26.169	55	31.859	1:25.925
31	21.315	1:47.869	55	26.942	1:25.455	63	1 LAP	1:34.770
55	21.554	1:47.475						

Mini Challenge

QUALIFYING - RACE 6 - CLASSIFICATION

POS	NO	CL	NAME	ENTRY	TIME	ON	LAPS	GAP	DIFF	MPH
1	5	S	Phil HOUSE	Mini Cooper S	1:20.696	9	12			87.08
2	70	S	Ollie MORTIMER	Mini Cooper S	1:20.750	5	13	0.054	0.054	87.02
3	50	S	Jason RICHARDSON	Mini Cooper S	1:20.851	8	12	0.155	0.101	86.91
4	26	S	Lee ALLEN	Mini Cooper S	1:20.976	10	13	0.280	0.125	86.78
5	17	S	Jason GREATREX	Mini Cooper S	1:21.032	6	13	0.336	0.056	86.72
6	1	S	Martin DEPPEP	Mini Cooper S	1:21.090	10	14	0.394	0.058	86.65
7	7	S	Arthur FORSTER	Mini Cooper S	1:21.098	5	10	0.402	0.008	86.64
8	18	S	Chris SMITH	Mini Cooper S	1:21.386	8	14	0.690	0.288	86.34
9	4	S	Shaun KING	Mini Cooper S	1:21.493	9	12	0.797	0.107	86.22
10	8	S	Michael CULLEN	Mini Cooper S	1:21.559	13	13	0.863	0.066	86.15
11	66	S	Steve LIQUORISH	Mini Cooper S	1:22.465	4	13	1.769	0.906	85.21
12	33	S	Laurance SAIT	Mini Cooper S	1:22.548	12	13	1.852	0.083	85.12
13	97	S	Roger GRIMSHAW	Mini Cooper S	1:23.031	5	6	2.335	0.483	84.63
14	14	S	Chris JAMES	Mini Cooper S	1:23.233	7	13	2.537	0.202	84.42
15	2	C	Luke CAUDLE	Mini Cooper	1:27.599	11	12	6.903	4.366	80.21
16	6	C	Joey POWIS	Mini Cooper	1:28.039	12	12	7.343	0.440	79.81
17	55	C	James BLYTH	Mini Cooper	1:28.214	12	13	7.518	0.175	79.65
18	77	C	Tim CRIGHTON	Mini Cooper	1:28.702	9	12	8.006	0.488	79.22
19	57	C	Nick BOOTH	Mini Cooper	1:28.778	7	12	8.082	0.076	79.15
20	9	C	Kevin O'CONNOR	Mini Cooper	1:29.254	12	12	8.558	0.476	78.73
21	52	C	Justina WILLIAMS	Mini Cooper	1:29.387	12	13	8.691	0.133	78.61
22	19	C	Sarah PARSONS	Mini Cooper	1:30.321	11	13	9.625	0.934	77.80
23	69	C	Craig FREEMAN	Mini Cooper	1:30.561	12	12	9.865	0.240	77.59
24	3	C	Roger BATES	Mini Cooper	1:32.703	12	12	12.007	2.142	75.80

Weather / Track : Cloudy / Dry

These results are provisional until the conclusion of any judicial and technical matters.

Snetterton
Circuit Length = 1.9520 miles
Start: 11:16 End: 11:38

Clerk of Course :

Timekeeper :

Mini Challenge

QUALIFYING - RACE 6 - LAP ANALYSIS

1	Martin DEPPER		S Mini Cooper S				
1 -	1:45.457	+ 24.367	11:19:19.773	8 -	1:22.179	+ 1.089	11:28:59.281
2 -	1:23.407	+ 2.317	11:20:43.180	9 -	1:21.973	+ 0.883	11:30:21.254
3 -	1:21.750	+ 0.660	11:22:04.930	10 -	1:21.090		11:31:42.344
4 -	1:21.431	+ 0.341	11:23:26.361	11 -	1:21.181	+ 0.091	11:33:03.525
5 -	1:21.535	+ 0.445	11:24:47.896	12 -	1:21.336	+ 0.246	11:34:24.861
6 -	1:22.491	+ 1.401	11:26:10.387	13 -	1:21.455	+ 0.365	11:35:46.316
7 -	1:26.715	+ 5.625	11:27:37.102	14 -	1:21.546	+ 0.456	11:37:07.862
2	Luke CAUDLE		C Mini Cooper				
1 -	1:41.862	+ 14.263	11:19:51.590	7 -	1:29.714	+ 2.115	11:28:58.789
2 -	1:30.560	+ 2.961	11:21:22.150	8 -	1:29.417	+ 1.818	11:30:28.206
3 -	1:28.553	+ 0.954	11:22:50.703	9 -	1:28.096	+ 0.497	11:31:56.302
4 -	1:28.527	+ 0.928	11:24:19.230	10 -	1:28.211	+ 0.612	11:33:24.513
5 -	1:28.313	+ 0.714	11:25:47.543	11 -	1:27.599		11:34:52.112
6 -	1:41.532	+ 13.933	11:27:29.075	12 -	1:27.883	+ 0.284	11:36:19.995
3	Roger BATES		C Mini Cooper				
1 -	1:48.447	+ 15.744	11:19:45.044	7 -	1:35.164	+ 2.461	11:29:20.158
2 -	1:37.132	+ 4.429	11:21:22.176	8 -	1:36.568	+ 3.865	11:30:56.726
3 -	1:33.786	+ 1.083	11:22:55.962	9 -	1:33.492	+ 0.789	11:32:30.218
4 -	1:37.616	+ 4.913	11:24:33.578	10 -	1:33.290	+ 0.587	11:34:03.508
5 -	1:36.801	+ 4.098	11:26:10.379	11 -	1:33.557	+ 0.854	11:35:37.065
6 -	1:34.615	+ 1.912	11:27:44.994	12 -	1:32.703		11:37:09.768
4	Shaun KING		S Mini Cooper S				
1 -	1:47.498	+ 26.005	11:18:59.224	7 -	1:21.894	+ 0.401	11:27:16.729
2 -	1:23.914	+ 2.421	11:20:23.138	8 -	1:21.963	+ 0.470	11:28:38.692
3 -	1:21.806	+ 0.313	11:21:44.944	9 -	1:21.493		11:30:00.185
4 -	1:21.633	+ 0.140	11:23:06.577	10 -	1:21.614	+ 0.121	11:31:21.799
5 -	1:23.864	+ 2.371	11:24:30.441	11 -	1:29.690	+ 8.197	11:32:51.489
6 -	1:24.394	+ 2.901	11:25:54.835	12 -	1:22.495	+ 1.002	11:34:13.984
5	Phil HOUSE		S Mini Cooper S				
1 -	1:37.532	+ 16.836	11:18:44.971	7 -	1:21.134	+ 0.438	11:29:54.151
2 -	1:25.559	+ 4.863	11:20:10.530	8 -	1:21.166	+ 0.470	11:31:15.317
3 -	1:21.987	+ 1.291	11:21:32.517	9 -	1:20.696		11:32:36.013
4 -	4:04.652 P	+ 2:43.956	11:25:37.169	10 -	1:21.298	+ 0.602	11:33:57.311
5 -	1:34.256	+ 13.560	11:27:11.425	11 -	1:43.441	+ 22.745	11:35:40.752
6 -	1:21.592	+ 0.896	11:28:33.017	12 -	1:28.667	+ 7.971	11:37:09.419
6	Joey POWIS		C Mini Cooper				
1 -	1:44.852	+ 16.813	11:19:31.709	7 -	3:06.542 P	+ 1:38.503	11:30:01.919
2 -	1:29.691	+ 1.652	11:21:01.400	8 -	1:35.497	+ 7.458	11:31:37.416
3 -	1:28.873	+ 0.834	11:22:30.273	9 -	1:29.940	+ 1.901	11:33:07.356
4 -	1:28.685	+ 0.646	11:23:58.958	10 -	1:28.919	+ 0.880	11:34:36.275
5 -	1:28.216	+ 0.177	11:25:27.174	11 -	1:28.058	+ 0.019	11:36:04.333
6 -	1:28.203	+ 0.164	11:26:55.377	12 -	1:28.039		11:37:32.372
7	Arthur FORSTER		S Mini Cooper S				
1 -	1:44.391	+ 23.293	11:19:20.544	6 -	3:04.316 P	+ 1:43.218	11:27:52.000
2 -	1:23.392	+ 2.294	11:20:43.936	7 -	1:30.848	+ 9.750	11:29:22.848
3 -	1:21.180	+ 0.082	11:22:05.116	8 -	1:21.393	+ 0.295	11:30:44.241
4 -	1:21.470	+ 0.372	11:23:28.586	9 -	1:32.374	+ 11.276	11:32:16.615
5 -	1:21.098		11:24:47.684	10 -	3:32.783 P	+ 2:11.685	11:35:49.398
8	Michael CULLEN		S Mini Cooper S				
1 -	1:40.917	+ 19.358	11:19:21.124	8 -	1:35.304	+ 13.745	11:30:22.096
2 -	1:23.565	+ 2.006	11:20:44.689	9 -	1:21.644	+ 0.085	11:31:43.740
3 -	1:22.204	+ 0.645	11:22:06.893	10 -	1:21.579	+ 0.020	11:33:05.319
4 -	1:21.631	+ 0.072	11:23:28.524	11 -	1:21.977	+ 0.418	11:34:27.296
5 -	1:21.803	+ 0.244	11:24:50.327	12 -	1:22.012	+ 0.453	11:35:49.308
6 -	1:21.909	+ 0.350	11:26:12.236	13 -	1:21.559		11:37:10.867

Snetterton
 Circuit Length = 1.9520 miles
 Start: 11:16 End: 11:38

Weather / Track : Cloudy / Dry

Mini Challenge

QUALIFYING - RACE 6 - LAP ANALYSIS

7 -	2:34.556 P	+ 1:12.997	11:28:46.792				
9	Kevin O'CONNOR		C	Mini Cooper			
1 -	1:47.836	+ 18.582	11:19:53.112	7 -	1:29.659	+ 0.405	11:29:01.401
2 -	1:35.270	+ 6.016	11:21:28.382	8 -	2:57.441 P	+ 1:28.187	11:31:58.842
3 -	1:34.251	+ 4.997	11:23:02.633	9 -	1:36.352	+ 7.098	11:33:35.194
4 -	1:30.236	+ 0.982	11:24:32.869	10 -	1:29.327	+ 0.073	11:35:04.521
5 -	1:29.556	+ 0.302	11:26:02.425	11 -	1:29.910	+ 0.656	11:36:34.431
6 -	1:29.317	+ 0.063	11:27:31.742	12 -	1:29.254		11:38:03.685
14	Chris JAMES		S	Mini Cooper S			
1 -	1:27.448	+ 4.215	11:20:28.376	8 -	1:32.459	+ 9.226	11:30:34.581
2 -	1:34.840	+ 11.607	11:22:03.216	9 -	1:25.117	+ 1.884	11:31:59.698
3 -	1:24.122	+ 0.889	11:23:27.338	10 -	1:23.590	+ 0.357	11:33:23.288
4 -	1:23.812	+ 0.579	11:24:51.150	11 -	1:23.891	+ 0.658	11:34:47.179
5 -	1:23.655	+ 0.422	11:26:14.805	12 -	1:23.479	+ 0.246	11:36:10.658
6 -	1:24.084	+ 0.851	11:27:38.889	13 -	1:23.444	+ 0.211	11:37:34.102
7 -	1:23.233		11:29:02.122				
17	Jason GREATREX		S	Mini Cooper S			
1 -	1:46.963	+ 25.931	11:19:25.645	8 -	1:21.963	+ 0.931	11:29:02.263
2 -	1:24.212	+ 3.180	11:20:49.857	9 -	1:23.077	+ 2.045	11:30:25.340
3 -	1:21.634	+ 0.602	11:22:11.491	10 -	1:21.659	+ 0.627	11:31:46.999
4 -	1:21.155	+ 0.123	11:23:32.646	11 -	1:21.374	+ 0.342	11:33:08.373
5 -	1:21.836	+ 0.804	11:24:54.482	12 -	1:24.417	+ 3.385	11:34:32.790
6 -	1:21.032		11:26:15.514	13 -	1:21.325	+ 0.293	11:35:54.115
7 -	1:24.786	+ 3.754	11:27:40.300				
18	Chris SMITH		S	Mini Cooper S			
1 -	1:46.082	+ 24.696	11:19:01.072	8 -	1:21.386		11:28:39.539
2 -	1:23.094	+ 1.708	11:20:24.166	9 -	2:38.493 P	+ 1:17.107	11:31:18.032
3 -	1:23.302	+ 1.916	11:21:47.468	10 -	1:26.247	+ 4.861	11:32:44.279
4 -	1:22.199	+ 0.813	11:23:09.667	11 -	1:22.554	+ 1.168	11:34:06.833
5 -	1:23.160	+ 1.774	11:24:32.827	12 -	1:22.297	+ 0.911	11:35:29.130
6 -	1:23.716	+ 2.330	11:25:56.543	13 -	1:22.210	+ 0.824	11:36:51.340
7 -	1:21.610	+ 0.224	11:27:18.153	14 -	1:21.795	+ 0.409	11:38:13.135
19	Sarah PARSONS		C	Mini Cooper			
1 -	1:45.616	+ 15.295	11:19:43.682	8 -	1:30.493	+ 0.172	11:30:30.102
2 -	1:35.844	+ 5.523	11:21:19.526	9 -	1:31.494	+ 1.173	11:32:01.596
3 -	1:33.166	+ 2.845	11:22:52.692	10 -	1:30.586	+ 0.265	11:33:32.182
4 -	1:31.816	+ 1.495	11:24:24.508	11 -	1:30.321		11:35:02.503
5 -	1:32.587	+ 2.266	11:25:57.095	12 -	1:30.514	+ 0.193	11:36:33.017
6 -	1:31.309	+ 0.988	11:27:28.404	13 -	1:30.560	+ 0.239	11:38:03.577
7 -	1:31.205	+ 0.884	11:28:59.609				
26	Lee ALLEN		S	Mini Cooper S			
1 -	1:41.906	+ 20.930	11:18:46.478	8 -	1:23.437	+ 2.461	11:29:24.542
2 -	1:38.928	+ 17.952	11:20:25.406	9 -	1:21.160	+ 0.184	11:30:45.702
3 -	1:24.837	+ 3.861	11:21:50.243	10 -	1:20.976		11:32:06.678
4 -	1:21.232	+ 0.256	11:23:11.475	11 -	1:29.076	+ 8.100	11:33:35.754
5 -	1:21.601	+ 0.625	11:24:33.076	12 -	1:21.698	+ 0.722	11:34:57.452
6 -	1:22.015	+ 1.039	11:25:55.091	13 -	2:03.700 P	+ 42.724	11:37:01.152
7 -	2:06.014 P	+ 45.038	11:28:01.105				
33	Laurance SAIT		S	Mini Cooper S			
1 -	1:36.995	+ 14.447	11:18:46.021	8 -	1:22.703	+ 0.155	11:29:06.611
2 -	1:25.060	+ 2.512	11:20:11.081	9 -	1:23.108	+ 0.560	11:30:29.719
3 -	1:22.830	+ 0.282	11:21:33.911	10 -	2:32.545 P	+ 1:09.997	11:33:02.264
4 -	1:24.950	+ 2.402	11:22:58.861	11 -	1:27.469	+ 4.921	11:34:29.733
5 -	1:55.702 P	+ 33.154	11:24:54.563	12 -	1:22.548		11:35:52.281
6 -	1:26.221	+ 3.673	11:26:20.784	13 -	1:25.391	+ 2.843	11:37:17.672
7 -	1:23.124	+ 0.576	11:27:43.908				

Snetterton
 Circuit Length = 1.9520 miles
 Start: 11:16 End: 11:38

Weather / Track : Cloudy / Dry

Mini Challenge

QUALIFYING - RACE 6 - LAP ANALYSIS

50	Jason RICHARDSON		S Mini Cooper S				
1 -	1:32.083	+ 11.232	11:18:32.108	7 -	1:26.870	+ 6.019	11:28:02.488
2 -	1:22.371	+ 1.520	11:19:54.479	8 -	1:20.851		11:29:23.339
3 -	1:22.907	+ 2.056	11:21:17.386	9 -	1:21.503	+ 0.652	11:30:44.842
4 -	1:21.733	+ 0.882	11:22:39.119	10 -	1:26.019	+ 5.168	11:32:10.861
5 -	1:21.879	+ 1.028	11:24:00.998	11 -	1:31.762	+ 10.911	11:33:42.623
6 -	2:34.620 P	+ 1:13.769	11:26:35.618	12 -	1:21.212	+ 0.361	11:35:03.835
52	Justina WILLIAMS		C Mini Cooper				
1 -	1:42.810	+ 13.423	11:19:55.234	8 -	1:30.165	+ 0.778	11:30:30.544
2 -	1:32.254	+ 2.867	11:21:27.488	9 -	1:29.440	+ 0.053	11:31:59.984
3 -	1:31.027	+ 1.640	11:22:58.515	10 -	1:29.752	+ 0.365	11:33:29.736
4 -	1:30.729	+ 1.342	11:24:29.244	11 -	1:29.785	+ 0.398	11:34:59.521
5 -	1:30.543	+ 1.156	11:25:59.787	12 -	1:29.387		11:36:28.908
6 -	1:29.712	+ 0.325	11:27:29.499	13 -	1:31.992	+ 2.605	11:38:00.900
7 -	1:30.880	+ 1.493	11:29:00.379				
55	James BLYTH		C Mini Cooper				
1 -	1:36.464	+ 8.250	11:20:00.284	8 -	1:35.313	+ 7.099	11:30:33.420
2 -	1:28.918	+ 0.704	11:21:29.202	9 -	1:28.313	+ 0.099	11:32:01.733
3 -	1:32.877	+ 4.663	11:23:02.079	10 -	1:28.727	+ 0.513	11:33:30.460
4 -	1:29.695	+ 1.481	11:24:31.774	11 -	1:30.413	+ 2.199	11:35:00.873
5 -	1:29.001	+ 0.787	11:26:00.775	12 -	1:28.214		11:36:29.087
6 -	1:28.499	+ 0.285	11:27:29.274	13 -	1:31.255	+ 3.041	11:38:00.342
7 -	1:28.833	+ 0.619	11:28:58.107				
57	Nick BOOTH		C Mini Cooper				
1 -	1:42.672	+ 13.894	11:19:50.089	7 -	1:28.778		11:28:47.566
2 -	1:31.226	+ 2.448	11:21:21.315	8 -	1:33.234	+ 4.456	11:30:20.800
3 -	1:29.001	+ 0.223	11:22:50.316	9 -	1:32.312	+ 3.534	11:31:53.112
4 -	1:29.787	+ 1.009	11:24:20.103	10 -	1:28.840	+ 0.062	11:33:21.952
5 -	1:29.185	+ 0.407	11:25:49.288	11 -	1:29.034	+ 0.256	11:34:50.986
6 -	1:29.500	+ 0.722	11:27:18.788	12 -	1:29.088	+ 0.310	11:36:20.074
66	Steve LIQUORISH		S Mini Cooper S				
1 -	1:44.623	+ 22.158	11:19:22.187	8 -	1:34.751	+ 12.286	11:31:05.283
2 -	1:23.640	+ 1.175	11:20:45.827	9 -	1:22.895	+ 0.430	11:32:28.178
3 -	1:23.391	+ 0.926	11:22:09.218	10 -	1:22.908	+ 0.443	11:33:51.086
4 -	1:22.465		11:23:31.683	11 -	1:22.506	+ 0.041	11:35:13.592
5 -	1:24.994	+ 2.529	11:24:56.677	12 -	1:23.301	+ 0.836	11:36:36.893
6 -	1:22.679	+ 0.214	11:26:19.356	13 -	1:23.487	+ 1.022	11:38:00.380
7 -	3:11.176 P	+ 1:48.711	11:29:30.532				
69	Craig FREEMAN		C Mini Cooper				
1 -	1:50.223	+ 19.662	11:19:52.220	7 -	2:59.282 P	+ 1:28.721	11:30:41.987
2 -	1:34.654	+ 4.093	11:21:26.874	8 -	1:40.643	+ 10.082	11:32:22.630
3 -	1:35.092	+ 4.531	11:23:01.966	9 -	1:32.504	+ 1.943	11:33:55.134
4 -	1:34.282	+ 3.721	11:24:36.248	10 -	1:31.076	+ 0.515	11:35:26.210
5 -	1:32.772	+ 2.211	11:26:09.020	11 -	1:30.638	+ 0.077	11:36:56.848
6 -	1:33.685	+ 3.124	11:27:42.705	12 -	1:30.561		11:38:27.409
70	Ollie MORTIMER		S Mini Cooper S				
1 -	1:43.978	+ 23.228	11:19:08.193	8 -	1:21.109	+ 0.359	11:29:15.873
2 -	1:26.359	+ 5.609	11:20:34.552	9 -	1:27.811	+ 7.061	11:30:43.684
3 -	1:20.907	+ 0.157	11:21:55.459	10 -	1:20.990	+ 0.240	11:32:04.674
4 -	1:25.087	+ 4.337	11:23:20.546	11 -	2:07.494 P	+ 46.744	11:34:12.168
5 -	1:20.750		11:24:41.296	12 -	1:28.706	+ 7.956	11:35:40.874
6 -	1:30.467	+ 9.717	11:26:11.763	13 -	1:20.844	+ 0.094	11:37:01.718
7 -	1:43.001	+ 22.251	11:27:54.764				
77	Tim CRIGHTON		C Mini Cooper				
1 -	1:35.817	+ 7.115	11:20:41.081	7 -	2:01.344	+ 32.642	11:30:31.027
2 -	1:30.547	+ 1.845	11:22:11.628	8 -	1:31.484	+ 2.782	11:32:02.511

Snetterton
 Circuit Length = 1.9520 miles
 Start: 11:16 End: 11:38

Weather / Track : Cloudy / Dry


Mini Challenge

QUALIFYING - RACE 6 - LAP ANALYSIS

3 -	1:29.317	+ 0.615	11:23:40.945	9 -	1:28.702		11:33:31.213
4 -	1:29.172	+ 0.470	11:25:10.117	10 -	1:29.418	+ 0.716	11:35:00.631
5 -	1:29.062	+ 0.360	11:26:39.179	11 -	1:29.441	+ 0.739	11:36:30.072
6 -	1:50.504	+ 21.802	11:28:29.683	12 -	1:30.029	+ 1.327	11:38:00.101
97	Roger GRIMSHAW		S	Mini Cooper S			
1 -	9:37.933	+ 8:14.902	11:26:39.214	4 -	1:23.751	+ 0.720	11:30:57.585
2 -	1:31.053	+ 8.022	11:28:10.267	5 -	1:23.031		11:32:20.616
3 -	1:23.567	+ 0.536	11:29:33.834	6 -	1:32.492	+ 9.461	11:33:53.108

Mini Challenge

RACE 6 - GRID

ROW 12	1:30.561 69 Craig FREEMAN	1:32.703 3 Roger BATES
ROW 11	1:29.387 52 Justina WILLIAMS	1:30.321 19 Sarah PARSONS
ROW 10	1:28.778 57 Nick BOOTH	1:29.254 9 Kevin O'CONNOR
ROW 9	1:28.214 55 James BLYTH	1:28.702 77 Tim CRIGHTON
ROW 8	1:27.599 2 Luke CAUDLE	1:28.039 6 Joey POWIS
ROW 7	1:23.031 97 Roger GRIMSHAW	1:23.233 14 Chris JAMES
ROW 6	1:22.465 66 Steve LIQUORISH	1:22.548 33 Laurance SAIT
ROW 5	1:21.493 4 Shaun KING	1:21.559 8 Michael CULLEN
ROW 4	1:21.098 7 Arthur FORSTER	1:21.386 18 Chris SMITH
ROW 3	1:21.032 17 Jason GREATREX	1:21.090 1 Martin DEPPEP
ROW 2	1:20.851 50 Jason RICHARDSON	1:20.976 26 Lee ALLEN
ROW 1	1:20.696 5 Phil HOUSE	1:20.750 70 Ollie MORTIMER
Pole		
		

Snetterton
Circuit Length = 1.9520 miles

These results are provisional until the conclusion of any judicial and technical matters.

Clerk of Course :	Timekeeper :
-------------------	--------------

Mini Challenge

RACE 6 - CLASSIFICATION

POS	NO	CL	NAME	ENTRY	LAPS	TIME	GAP	DIFF	MPH	BEST	ON
1	5	S	Phil HOUSE	Mini Cooper S	15	20:31.883			85.56	1:21.269	4
2	70	S	Ollie MORTIMER	Mini Cooper S	15	20:32.313	0.430	0.430	85.53	1:21.315	13
3	1	S	Martin DEPPEP	Mini Cooper S	15	20:33.425	1.542	1.112	85.45	1:21.050	11
4	26	S	Lee ALLEN	Mini Cooper S	15	20:33.455	1.572	0.030	85.45	1:21.242	6
5	17	S	Jason GREATREX	Mini Cooper S	15	20:43.677	11.794	10.222	84.75	1:21.263	5
6	7	S	Arthur FORSTER	Mini Cooper S	15	20:43.993	12.110	0.316	84.73	1:21.086	13
7	4	S	Shaun KING	Mini Cooper S	15	20:46.930	15.047	2.937	84.53	1:22.030	15
8	50	S	Jason RICHARDSON	Mini Cooper S	15	20:48.935	17.052	2.005	84.39	1:21.495	3
9	18	S	Chris SMITH	Mini Cooper S	15	20:52.930	21.047	3.995	84.12	1:22.187	3
10	66	S	Steve LIQUORISH	Mini Cooper S	15	20:55.742	23.859	2.812	83.93	1:22.503	12
11	97	S	Roger GRIMSHAW	Mini Cooper S	15	20:55.958	24.075	0.216	83.92	1:22.319	15
12	14	S	Chris JAMES	Mini Cooper S	15	21:07.366	35.483	11.408	83.16	1:23.399	7
13	8	S	Michael CULLEN	Mini Cooper S	15	21:12.249	40.366	4.883	82.85	1:21.651	5
14	2	C	Luke CAUDLE	Mini Cooper	14	20:59.675	1 lap	1 lap	78.09	1:28.303	7
15	55	C	James BLYTH	Mini Cooper	14	21:08.488	1 lap	8.813	77.55	1:28.984	4
16	77	C	Tim CRIGHTON	Mini Cooper	14	21:09.232	1 lap	0.744	77.51	1:28.885	8
17	19	C	Sarah PARSONS	Mini Cooper	14	21:25.379	1 lap	16.147	76.53	1:29.701	9
18	52	C	Justina WILLIAMS	Mini Cooper	14	21:33.038	1 lap	7.659	76.08	1:29.895	4
19	69	C	Craig FREEMAN	Mini Cooper	14	21:53.794	1 lap	20.756	74.88	1:30.982	11
20	3	C	Roger BATES	Mini Cooper	14	21:57.624	1 lap	3.830	74.66	1:31.813	9

NOT CLASSIFIED

DNF	33	S	Laurance SAIT	Mini Cooper S	8	12:40.817	7 laps	6 laps	73.89	1:22.907	6
DNF	57	C	Nick BOOTH	Mini Cooper	4	7:44.565	11 laps	4 laps	60.50	1:29.479	4
DNF	6	C	Joey POWIS	Mini Cooper	0						
DNF	9	C	Kevin O'CONNOR	Mini Cooper	0						

FASTEST LAP

1	S	Martin DEPPEP	Mini Cooper S	11	1:21.050	86.70 mph	139.53 kph
2	C	Luke CAUDLE	Mini Cooper	7	1:28.303	79.57 mph	128.07 kph

Weather / Track : Bright / Dry

These results are provisional until the conclusion of any judicial and technical matters.

Snetterton
Circuit Length = 1.9520 miles
Start: 16:27 End: 16:49

Clerk of Course :	Timekeeper :
-------------------	--------------

Mini Challenge

RACE 6 - LAP CHART

Lap 1			Lap 2			Lap 3			Lap 4			Lap 5		
No	Behind	Laptime	No	Behind	Laptime	No	Behind	Laptime	No	Behind	Laptime	No	Behind	Laptime
5		1:27.908	5		1:21.760	5		1:21.732	5		1:21.269	5		1:21.347
70	0.865	1:28.773	70	0.591	1:21.486	70	0.507	1:21.648	70	0.868	1:21.630	70	0.843	1:21.322
26	2.349	1:30.257	26	2.776	1:22.187	26	2.721	1:21.677	26	3.123	1:21.671	26	3.091	1:21.315
17	2.714	1:30.622	17	3.041	1:22.087	17	3.273	1:21.964	17	3.429	1:21.425	17	3.345	1:21.263
1	3.202	1:31.110	1	3.641	1:22.199	1	3.426	1:21.517	1	3.829	1:21.672	1	3.663	1:21.181
7	3.370	1:31.278	7	3.884	1:22.274	7	3.750	1:21.598	7	4.123	1:21.642	7	3.892	1:21.116
50	3.745	1:31.653	50	4.664	1:22.679	50	4.427	1:21.495	50	4.805	1:21.647	50	5.483	1:22.025
18	3.965	1:31.873	18	5.730	1:23.525	18	6.185	1:22.187	4	7.486	1:22.250	18	9.144	1:22.822
33	5.051	1:32.959	4	5.903	1:22.493	4	6.505	1:22.334	18	7.669	1:22.753	4	9.348	1:23.209
4	5.170	1:33.078	33	7.303	1:24.012	66	9.146	1:23.202	66	10.580	1:22.703	66	12.441	1:23.208
66	5.486	1:33.394	66	7.676	1:23.950	97	9.300	1:23.082	97	11.099	1:23.068	97	12.718	1:22.966
14	6.021	1:33.929	97	7.950	1:23.278	33	9.487	1:23.916	33	11.366	1:23.148	33	13.029	1:23.010
97	6.432	1:34.340	14	8.394	1:24.133	14	10.271	1:23.609	14	13.111	1:24.109	14	15.594	1:23.830
2	10.392	1:38.300	2	17.693	1:29.061	2	24.876	1:28.915	2	32.079	1:28.472	8	35.885	1:21.651
57	15.657	1:43.565	55	23.807	1:29.173	55	31.124	1:29.049	8	35.581	1:22.829	2	39.635	1:28.903
55	16.394	1:44.302	57	24.179	1:30.282	57	32.050	1:29.603	55	38.839	1:28.984	55	49.457	1:31.965
77	17.223	1:45.131	77	24.793	1:29.330	77	32.238	1:29.177	57	40.260	1:29.479	77	50.629	1:31.448
19	21.315	1:49.223	19	30.914	1:31.359	8	34.021	1:22.922	77	40.528	1:29.559	19	59.624	1:30.854
69	22.177	1:50.085	69	32.474	1:32.057	19	40.421	1:31.239	19	50.117	1:30.965	52	1:02.852	1:30.727
3	24.254	1:52.162	8	32.831	1:24.308	69	42.161	1:31.419	69	52.974	1:32.082	69	1:04.571	1:32.944
52	25.274	1:53.182	52	35.425	1:31.911	52	44.846	1:31.153	52	53.472	1:29.895	3	1:11.631	1:33.284
8	30.283	1:58.191	3	36.754	1:34.260	3	48.196	1:33.174	3	59.694	1:32.767			

Mini Challenge

RACE 6 - LAP CHART

Lap 6			Lap 7			Lap 8			Lap 9			Lap 10		
No	Behind	Laptime	No	Behind	Laptime	No	Behind	Laptime	No	Behind	Laptime	No	Behind	Laptime
5		1:21.449	5		1:21.579	5		1:21.531	5		1:21.770	5		1:21.664
70	0.994	1:21.600	70	1.066	1:21.651	70	1.324	1:21.789	70	1.486	1:21.932	70	1.139	1:21.317
26	2.884	1:21.242	3	1 LAP	1:33.333	26	3.312	1:21.994	26	2.966	1:21.424	26	2.584	1:21.282
17	3.255	1:21.359	26	2.849	1:21.544	1	3.545	1:21.748	1	3.428	1:21.653	1	3.157	1:21.393
1	3.466	1:21.252	1	3.328	1:21.441	69	1 LAP	1:33.788	19	1 LAP	1:30.394	17	10.891	1:22.800
7	3.873	1:21.430	7	5.242	1:22.948	17	6.578	1:22.793	52	1 LAP	1:31.535	50	12.376	1:24.372
50	5.833	1:21.799	17	5.316	1:23.640	7	6.766	1:23.055	50	9.668	1:24.021	7	12.504	1:23.989
4	10.507	1:22.608	50	6.349	1:22.095	50	7.417	1:22.599	17	9.755	1:24.947	19	1 LAP	1:29.701
18	10.825	1:23.130	4	11.475	1:22.547	4	12.253	1:22.309	7	10.179	1:25.183	4	13.481	1:22.606
66	13.881	1:22.889	18	11.656	1:22.410	18	12.975	1:22.850	4	12.539	1:22.056	18	14.820	1:22.865
97	14.213	1:22.944	66	15.372	1:23.070	3	1 LAP	1:32.938	18	13.619	1:22.414	52	1 LAP	1:30.372
33	14.487	1:22.907	97	16.347	1:23.713	66	16.739	1:22.898	69	1 LAP	1:33.523	66	19.882	1:22.951
14	17.578	1:23.433	33	17.182	1:24.274	97	17.418	1:22.602	66	18.595	1:23.626	97	20.451	1:22.994
8	36.352	1:21.916	14	19.398	1:23.399	33	20.112	1:24.461	97	19.121	1:23.473	14	25.968	1:24.067
2	46.561	1:28.375	8	36.951	1:22.178	14	21.476	1:23.609	3	1 LAP	1:31.991	69	1 LAP	1:33.845
55	57.318	1:29.310	2	53.285	1:28.303	8	37.361	1:21.941	14	23.565	1:23.859	3	1 LAP	1:31.813
77	58.511	1:29.331	55	1:04.815	1:29.076	2	1:00.530	1:28.776	8	37.592	1:22.001	8	38.195	1:22.267
19	1:09.034	1:30.859	77	1:05.837	1:28.905	55	1:12.552	1:29.268	2	1:07.936	1:29.176	2	1:16.168	1:29.896
52	1:11.461	1:30.058	19	1:17.577	1:30.122	77	1:13.191	1:28.885	55	1:20.242	1:29.460			
69	1:15.710	1:32.588	52	1:19.842	1:29.960				77	1:20.894	1:29.473			


Mini Challenge

RACE 6 - LAP CHART

Lap 11			Lap 12			Lap 13			Lap 14			Lap 15		
No	Behind	Laptime	No	Behind	Laptime	No	Behind	Laptime	No	Behind	Laptime	No	Behind	Laptime
5		1:22.157	5		1:21.806	5		1:21.522	5		1:21.914	5		1:22.475
70	0.794	1:21.812	70	0.746	1:21.758	70	0.539	1:21.315	70	0.268	1:21.643	70	0.430	1:22.637
26	1.728	1:21.301	26	1.391	1:21.469	26	1.243	1:21.374	26	0.986	1:21.657	1	1.542	1:22.802
1	2.050	1:21.050	2	1 LAP	1:29.606	1	1.899	1:21.576	1	1.215	1:21.230	26	1.572	1:23.061
55	1 LAP	1:29.509	1	1.845	1:21.601	2	1 LAP	1:29.471	17	12.223	1:22.283	17	11.794	1:22.046
77	1 LAP	1:30.159	17	11.491	1:22.083	17	11.854	1:21.885	7	12.397	1:22.259	7	12.110	1:22.188
17	11.214	1:22.480	7	12.488	1:21.626	7	12.052	1:21.086	4	15.492	1:22.173	4	15.047	1:22.030
7	12.668	1:22.321	55	1 LAP	1:29.254	4	15.233	1:22.225	50	16.906	1:22.663	50	17.052	1:22.621
4	14.093	1:22.769	4	14.530	1:22.243	50	16.157	1:22.030	2	1 LAP	1:29.452	18	21.047	1:23.388
50	14.601	1:24.382	77	1 LAP	1:29.759	18	19.094	1:23.620	18	20.134	1:22.954	66	23.859	1:22.909
18	16.236	1:23.573	50	15.649	1:22.854	55	1 LAP	1:29.905	66	23.425	1:23.035	97	24.075	1:22.319
66	20.455	1:22.730	18	16.996	1:22.566	66	22.304	1:22.674	97	24.231	1:23.406	2	1 LAP	1:32.969
97	21.015	1:22.721	66	21.152	1:22.503	97	22.739	1:22.599	55	1 LAP	1:29.578	14	35.483	1:23.930
19	1 LAP	1:30.553	97	21.662	1:22.453	77	1 LAP	1:29.226	77	1 LAP	1:29.142	55	1 LAP	1:29.655
52	1 LAP	1:30.868	19	1 LAP	1:29.957	14	31.953	1:23.972	14	34.028	1:23.989	77	1 LAP	1:29.707
14	27.632	1:23.821	14	29.503	1:23.677	19	1 LAP	1:30.069	8	40.891	1:22.750	8	40.366	1:21.950
8	37.985	1:21.947	52	1 LAP	1:29.976	8	40.055	1:23.077	19	1 LAP	1:30.108	19	1 LAP	1:29.976
69	1 LAP	1:31.744	8	38.500	1:22.321	52	1 LAP	1:31.844	52	1 LAP	1:30.949	52	1 LAP	1:30.608
3	1 LAP	1:32.632	69	1 LAP	1:30.982	69	1 LAP	1:31.239	69	1 LAP	1:34.372	69	1 LAP	1:33.126
			3	1 LAP	1:32.303	3	1 LAP	1:32.622	3	1 LAP	1:32.439	3	1 LAP	1:31.906

Mini Challenge

RACE 9 - GRID

ROW 12	6 Joey POWIS	9 Kevin O'CONNOR
ROW 11	33 Laurance SAIT	57 Nick BOOTH
ROW 10	69 Craig FREEMAN	3 Roger BATES
ROW 9	19 Sarah PARSONS	52 Justina WILLIAMS
ROW 8	55 James BLYTH	77 Tim CRIGHTON
ROW 7	8 Michael CULLEN	2 Luke CAUDLE
ROW 6	97 Roger GRIMSHAW	14 Chris JAMES
ROW 5	18 Chris SMITH	66 Steve LIQUORISH
ROW 4	4 Shaun KING	50 Jason RICHARDSON
ROW 3	17 Jason GREATREX	7 Arthur FORSTER
ROW 2	1 Martin DEPPER	26 Lee ALLEN
ROW 1	5 Phil HOUSE	70 Ollie MORTIMER
Pole		
		

Snetterton
Circuit Length = 1.9520 miles

These results are provisional until the conclusion of any judicial and technical matters.

Clerk of Course :		Timekeeper :

Mini Challenge

RACE 9 - CLASSIFICATION

POS	NO	CL	NAME	ENTRY	LAPS	TIME	GAP	DIFF	MPH	BEST	ON
1	70	S	Ollie MORTIMER	Mini Cooper S	12	20:10.811			69.64	1:21.022	6
2	1	S	Martin DEPPER	Mini Cooper S	12	20:11.887	1.076	1.076	69.58	1:20.597	5
3	26	S	Lee ALLEN	Mini Cooper S	12	20:13.058	2.247	1.171	69.51	1:20.969	5
4	7	S	Arthur FORSTER	Mini Cooper S	12	20:15.580	4.769	2.522	69.37	1:21.001	6
5	5	S	Phil HOUSE	Mini Cooper S	12	20:15.646	4.835	0.066	69.36	1:20.939	5
6	4	S	Shaun KING	Mini Cooper S	12	20:16.093	5.282	0.447	69.34	1:21.178	5
7	50	S	Jason RICHARDSON	Mini Cooper S	12	20:17.108	6.297	1.015	69.28	1:21.401	9
8	17	S	Jason GREATREX	Mini Cooper S	12	20:19.488	8.677	2.380	69.14	1:21.280	9
9	8	S	Michael CULLEN	Mini Cooper S	12	20:25.242	14.431	5.754	68.82	1:21.689	9
10	33	S	Laurance SAIT	Mini Cooper S	12	20:29.488	18.677	4.246	68.58	1:22.646	6
11	14	S	Chris JAMES	Mini Cooper S	12	20:39.241	28.430	9.753	68.04	1:23.125	6
12	2	C	Luke CAUDLE	Mini Cooper	12	21:14.384	1:03.573	35.143	66.16	1:27.947	7
13	55	C	James BLYTH	Mini Cooper	12	21:14.783	1:03.972	0.399	66.14	1:27.889	9
14	57	C	Nick BOOTH	Mini Cooper	12	21:23.522	1:12.711	8.739	65.69	1:28.634	9
15	6	C	Joey POWIS	Mini Cooper	12	21:23.616	1:12.805	0.094	65.69	1:28.119	12
16	9	C	Kevin O'CONNOR	Mini Cooper	12	21:26.002	1:15.191	2.386	65.57	1:28.591	8
17	52	C	Justina WILLIAMS	Mini Cooper	12	21:26.943	1:16.132	0.941	65.52	1:28.472	12
18	19	C	Sarah PARSONS	Mini Cooper	12	21:30.070	1:19.259	3.127	65.36	1:29.274	11
19	3	C	Roger BATES	Mini Cooper	11	20:26.134	1 lap	1 lap	63.04	1:31.808	9
20	69	C	Craig FREEMAN	Mini Cooper	11	20:26.932	1 lap	0.798	63.00	1:31.443	6

NOT CLASSIFIED

DNF	77	C	Tim CRIGHTON	Mini Cooper	6	15:19.363	6 laps	5 laps	45.86	1:28.991	5
DNF	18	S	Chris SMITH	Mini Cooper S	0						
DNF	66	S	Steve LIQUORISH	Mini Cooper S	0						
DNF	97	S	Roger GRIMSHAW	Mini Cooper S	0						

FASTEST LAP

1	S	Martin DEPPER	Mini Cooper S	5	1:20.597	87.18 mph	140.31 kph
55	C	James BLYTH	Mini Cooper	9	1:27.889	79.95 mph	128.67 kph

Weather / Track : Sunny / Dry

These results are provisional until the conclusion of any judicial and technical matters.

Snetterton
Circuit Length = 1.9520 miles
Start: 10:44 End: 11:05

Clerk of Course :	Timekeeper :
-------------------	--------------

Mini Challenge

RACE 9 - LAP CHART

Lap 1			Lap 2			Lap 3			Lap 4			Lap 5		
No	Behind	Laptime	No	Behind	Laptime	No	Behind	Laptime	No	Behind	Laptime	No	Behind	Laptime
70		1:30.921	70		2:54.754	70		3:00.321	70		1:53.626	70		1:21.094
5	0.445	1:31.366	5	1.746	2:56.055	5	1.419	2:59.994	5	0.377	1:52.584	5	0.222	1:20.939
1	0.817	1:31.738	1	2.618	2:56.555	1	2.173	2:59.876	1	1.272	1:52.725	1	0.775	1:20.597
26	1.178	1:32.099	26	4.470	2:58.046	26	3.069	2:58.920	26	2.035	1:52.592	26	1.910	1:20.969
4	1.691	1:32.612	4	5.162	2:58.225	4	3.734	2:58.893	4	2.636	1:52.528	4	2.720	1:21.178
7	2.114	1:33.035	7	5.826	2:58.466	7	5.058	2:59.553	7	2.935	1:51.503	7	3.359	1:21.518
50	2.519	1:33.440	50	6.398	2:58.633	50	5.815	2:59.738	50	3.779	1:51.590	50	4.800	1:22.115
33	3.973	1:34.894	33	7.223	2:58.004	33	6.384	2:59.482	33	4.101	1:51.343	33	6.211	1:23.204
14	7.304	1:38.225	14	8.991	2:56.441	14	7.729	2:59.059	14	4.815	1:50.712	17	6.413	1:22.063
8	9.752	1:40.673	8	9.759	2:54.761	8	8.371	2:58.933	8	5.020	1:50.275	8	6.442	1:22.516
17	9.974	1:40.895	17	10.837	2:55.617	17	9.622	2:59.106	17	5.444	1:49.448	14	7.599	1:23.878
2	12.013	1:42.934	2	11.776	2:54.517	2	10.634	2:59.179	2	9.250	1:52.242	2	16.394	1:28.238
55	12.320	1:43.241	55	12.411	2:54.845	55	11.125	2:59.035	55	9.507	1:52.008	55	16.687	1:28.274
9	12.948	1:43.869	9	12.978	2:54.784	9	11.724	2:59.067	9	10.192	1:52.094	9	18.248	1:29.150
77	13.963	1:44.884	77	13.978	2:54.769	77	12.504	2:58.847	77	10.540	1:51.662	77	18.437	1:28.991
57	14.777	1:45.698	57	15.237	2:55.214	57	14.082	2:59.166	57	11.574	1:51.118	57	19.293	1:28.813
19	15.165	1:46.086	19	15.884	2:55.473	19	14.983	2:59.420	19	13.580	1:52.223	6	22.051	1:29.352
6	15.936	1:46.857	6	16.729	2:55.547	6	15.857	2:59.449	6	13.793	1:51.562	19	22.807	1:30.321
52	16.369	1:47.290	52	17.896	2:56.281	52	16.946	2:59.371	52	15.541	1:52.221	52	24.080	1:29.633
3	22.244	1:53.165	3	18.645	2:51.155	3	17.657	2:59.333	3	19.435	1:55.404	3	30.818	1:32.477
69	33.225	2:04.146	69	19.337	2:40.866	69	18.338	2:59.322	69	20.393	1:55.681	69	32.768	1:33.469

Mini Challenge

RACE 9 - LAP CHART

Lap 6			Lap 7			Lap 8			Lap 9			Lap 10		
No	Behind	Laptime	No	Behind	Laptime	No	Behind	Laptime	No	Behind	Laptime	No	Behind	Laptime
70		1:21.022	70		1:21.549	70		1:21.825	70		1:21.126	70		1:21.564
1	0.686	1:20.933	1	0.295	1:21.158	1	0.372	1:21.902	1	0.469	1:21.223	5	0.789	1:21.663
5	0.902	1:21.702	5	0.557	1:21.204	5	0.579	1:21.847	5	0.690	1:21.237	1	0.796	1:21.891
26	1.868	1:20.980	26	1.318	1:20.999	26	0.947	1:21.454	26	1.055	1:21.234	26	1.077	1:21.586
4	3.000	1:21.302	77	1 LAP	2:28.240 P	7	3.955	1:21.546	7	3.911	1:21.082	7	3.540	1:21.193
7	3.338	1:21.001	7	4.234	1:22.445	4	4.583	1:21.488	4	4.828	1:21.371	4	4.884	1:21.620
50	5.370	1:21.592	4	4.920	1:23.469	50	5.097	1:21.443	50	5.372	1:21.401	50	5.434	1:21.626
33	7.835	1:22.646	50	5.479	1:21.658	17	7.923	1:21.462	17	8.077	1:21.280	17	8.178	1:21.665
17	8.088	1:22.697	17	8.286	1:21.747	8	11.063	1:22.341	8	11.626	1:21.689	8	12.404	1:22.342
8	8.565	1:23.145	33	10.451	1:24.165	33	11.698	1:23.072	33	13.332	1:22.760	33	15.053	1:23.285
14	9.702	1:23.125	8	10.547	1:23.531	14	20.399	1:30.829	14	23.070	1:23.797	14	25.046	1:23.540
2	23.418	1:28.046	14	11.395	1:23.242	2	36.385	1:28.394	2	43.339	1:28.080	2	49.833	1:28.058
55	23.773	1:28.108	2	29.816	1:27.947	55	36.870	1:28.229	55	43.633	1:27.889	55	50.171	1:28.102
9	26.961	1:29.735	55	30.466	1:28.242	57	42.564	1:28.844	57	50.072	1:28.634	57	57.543	1:29.035
57	27.806	1:29.535	57	35.545	1:29.288	9	43.161	1:28.591	9	50.782	1:28.747	9	58.372	1:29.154
6	29.339	1:28.310	9	36.395	1:30.983	6	43.716	1:28.592	6	51.410	1:28.820	6	58.377	1:28.531
19	31.193	1:29.408	6	36.949	1:29.159	52	46.836	1:28.998	52	54.209	1:28.499	52	1:01.703	1:29.058
52	32.141	1:29.083	19	39.132	1:29.488	19	47.386	1:30.079	19	55.758	1:29.498	19	1:03.531	1:29.337
3	42.483	1:32.687	52	39.663	1:29.071	3	1:03.118	1:32.089	3	1:13.800	1:31.808			
69	43.189	1:31.443	3	52.854	1:31.920	69	1:03.719	1:32.065	69	1:14.563	1:31.970			
			69	53.479	1:31.839									


Mini Challenge

RACE 9 - LAP CHART

Lap 11			Lap 12		
No	Behind	Laptime	No	Behind	Laptime
70		1:21.763	70		1:21.246
1	1.364	1:22.331	1	1.076	1:20.958
26	2.163	1:22.849	26	2.247	1:21.330
5	3.312	1:24.286	7	4.769	1:22.549
7	3.466	1:21.689	5	4.835	1:22.769
3	1 LAP	1:34.183	4	5.282	1:21.842
4	4.686	1:21.565	50	6.297	1:22.062
69	1 LAP	1:34.110	17	8.677	1:21.860
50	5.481	1:21.810	8	14.431	1:22.759
17	8.063	1:21.648	3	1 LAP	1:31.913
8	12.918	1:22.277	69	1 LAP	1:32.021
33	16.318	1:23.028	33	18.677	1:23.605
14	26.519	1:23.236	14	28.430	1:23.157
2	56.305	1:28.235	2	1:03.573	1:28.514
55	56.816	1:28.408	55	1:03.972	1:28.402
57	1:04.868	1:29.088	57	1:12.711	1:29.089
6	1:05.932	1:29.318	6	1:12.805	1:28.119
9	1:07.277	1:30.668	9	1:15.191	1:29.160
52	1:08.906	1:28.966	52	1:16.132	1:28.472
19	1:11.042	1:29.274	19	1:19.259	1:29.463

Mini Challenge

RACE 16 - GRID

ROW 12	66 Steve LIQUORISH	97 Roger GRIMSHAW
ROW 11	77 Tim CRIGHTON	18 Chris SMITH
ROW 10	3 Roger BATES	69 Craig FREEMAN
ROW 9	2 Luke CAUDLE	19 Sarah PARSONS
ROW 8	57 Nick BOOTH	55 James BLYTH
ROW 7	9 Kevin O'CONNOR	6 Joey POWIS
ROW 6	14 Chris JAMES	52 Justina WILLIAMS
ROW 5	8 Michael CULLEN	33 Laurance SAIT
ROW 4	50 Jason RICHARDSON	17 Jason GREATREX
ROW 3	1 Martin DEPPER	70 Ollie MORTIMER
ROW 2	7 Arthur FORSTER	26 Lee ALLEN
ROW 1	4 Shaun KING	5 Phil HOUSE
Pole		
		

Snetterton
Circuit Length = 1.9520 miles

These results are provisional until the conclusion of any judicial and technical matters.

Clerk of Course :		Timekeeper :

Mini Challenge

RACE 16 - CLASSIFICATION

POS	NO	CL	NAME	ENTRY	LAPS	TIME	GAP	DIFF	MPH	BEST	ON
1	70	S	Ollie MORTIMER	Mini Cooper S	8	10:57.245			85.53	1:21.165	5
2	7	S	Arthur FORSTER	Mini Cooper S	8	10:58.923	1.678	1.678	85.31	1:20.526	6
3	26	S	Lee ALLEN	Mini Cooper S	8	10:59.953	2.708	1.030	85.18	1:21.259	7
4	1	S	Martin DEPPEP	Mini Cooper S	8	11:01.776	4.531	1.823	84.94	1:21.161	3
5	4	S	Shaun KING	Mini Cooper S	8	11:02.258	5.013	0.482	84.88	1:21.050	4
6	17	S	Jason GREATREX	Mini Cooper S	8	11:05.979	8.734	3.721	84.41	1:21.267	3
7	5	S	Phil HOUSE	Mini Cooper S	8	11:06.089	8.844	0.110	84.39	1:21.372	3
8	8	S	Michael CULLEN	Mini Cooper S	8	11:09.026	11.781	2.937	84.02	1:21.846	3
9	66	S	Steve LIQUORISH	Mini Cooper S	8	11:09.537	12.292	0.511	83.96	1:22.537	3
10	97	S	Roger GRIMSHAW	Mini Cooper S	8	11:11.613	14.368	2.076	83.70	1:22.360	4
11	14	S	Chris JAMES	Mini Cooper S	8	11:18.592	21.347	6.979	82.84	1:23.370	7
12	2	C	Luke CAUDLE	Mini Cooper	8	11:56.753	59.508	38.161	78.43	1:28.003	5
13	55	C	James BLYTH	Mini Cooper	8	11:58.752	1:01.507	1.999	78.21	1:28.642	7
14	77	C	Tim CRIGHTON	Mini Cooper	8	11:58.977	1:01.732	0.225	78.19	1:28.469	3
15	6	C	Joey POWIS	Mini Cooper	8	11:59.510	1:02.265	0.533	78.13	1:28.592	6
16	57	C	Nick BOOTH	Mini Cooper	8	12:02.569	1:05.324	3.059	77.80	1:28.477	2
17	52	C	Justina WILLIAMS	Mini Cooper	8	12:03.640	1:06.395	1.071	77.68	1:28.700	3
18	19	C	Sarah PARSONS	Mini Cooper	8	12:06.177	1:08.932	2.537	77.41	1:29.416	5
19	69	C	Craig FREEMAN	Mini Cooper	8	12:20.708	1:23.463	14.531	75.89	1:30.929	6
20	3	C	Roger BATES	Mini Cooper	8	12:21.123	1:23.878	0.415	75.85	1:30.824	7
21	9	C	Kevin O'CONNOR	Mini Cooper	7	11:06.264	1 lap	1 lap	73.82	1:32.970	2

NOT CLASSIFIED

DNF	33	S	Laurance SAIT	Mini Cooper S	0						
DNF	50	S	Jason RICHARDSON	Mini Cooper S	0						

FASTEST LAP

7	S	Arthur FORSTER	Mini Cooper S	6	1:20.526	87.26 mph	140.43 kph
2	C	Luke CAUDLE	Mini Cooper	5	1:28.003	79.85 mph	128.50 kph

Weather / Track : Sunny / Dry

These results are provisional until the conclusion of any judicial and technical matters.

Snetterton
Circuit Length = 1.9520 miles
Start: 16:49 End: 17:02

Clerk of Course :

Timekeeper :

Mini Challenge

RACE 16 - LAP CHART

Lap 1			Lap 2			Lap 3			Lap 4			Lap 5		
No	Behind	Laptime	No	Behind	Laptime	No	Behind	Laptime	No	Behind	Laptime	No	Behind	Laptime
70		1:26.542	70		1:21.424	70		1:21.213	70		1:21.347	70		1:21.165
26	0.158	1:26.700	26	0.734	1:22.000	26	1.017	1:21.496	26	1.132	1:21.462	26	1.637	1:21.670
17	0.389	1:26.931	1	1.243	1:21.889	1	1.191	1:21.161	1	1.323	1:21.479	7	3.107	1:22.028
1	0.778	1:27.320	17	1.611	1:22.646	17	1.665	1:21.267	17	1.937	1:21.619	4	3.877	1:22.229
7	2.198	1:28.740	7	1.763	1:20.989	7	1.718	1:21.168	7	2.244	1:21.873	17	4.222	1:23.450
4	2.901	1:29.443	4	3.020	1:21.543	4	3.110	1:21.303	4	2.813	1:21.050	1	4.686	1:24.528
5	3.741	1:30.283	5	3.808	1:21.491	5	3.967	1:21.372	5	3.993	1:21.373	5	4.953	1:22.125
8	3.998	1:30.540	8	4.924	1:22.350	8	5.557	1:21.846	8	6.911	1:22.701	8	8.240	1:22.494
66	4.230	1:30.772	66	5.711	1:22.905	66	7.035	1:22.537	66	8.385	1:22.697	66	9.811	1:22.591
14	4.718	1:31.260	97	6.670	1:23.233	97	7.851	1:22.394	97	8.864	1:22.360	97	10.840	1:23.141
97	4.861	1:31.403	14	7.965	1:24.671	14	10.574	1:23.822	14	12.840	1:23.613	14	15.402	1:23.727
6	8.529	1:35.071	6	16.210	1:29.105	6	23.625	1:28.628	2	31.689	1:29.350	2	38.527	1:28.003
55	8.879	1:35.421	2	16.464	1:28.833	2	23.686	1:28.435	55	33.211	1:29.021	55	40.707	1:28.661
2	9.055	1:35.597	55	16.751	1:29.296	77	24.934	1:28.469	77	33.568	1:29.981	77	40.986	1:28.583
77	10.186	1:36.728	77	17.678	1:28.916	55	25.537	1:29.999	6	34.219	1:31.941	6	41.720	1:28.666
57	10.861	1:37.403	57	17.914	1:28.477	57	25.954	1:29.253	57	34.478	1:29.871	57	42.840	1:29.527
19	11.453	1:37.995	52	19.198	1:28.965	52	26.685	1:28.700	52	34.958	1:29.620	52	42.969	1:29.176
52	11.657	1:38.199	19	20.500	1:30.471	19	28.952	1:29.665	19	37.091	1:29.486	19	45.342	1:29.416
69	14.127	1:40.669	69	24.450	1:31.747	69	34.637	1:31.400	69	44.399	1:31.109	69	54.968	1:31.734
3	14.748	1:41.290	3	24.935	1:31.611	3	35.053	1:31.331	3	44.922	1:31.216	3	55.654	1:31.897
9	17.635	1:44.177	9	29.181	1:32.970	9	41.675	1:33.707	9	53.758	1:33.430	9	1:05.838	1:33.245

Mini Challenge

RACE 16 - LAP CHART

Lap 6			Lap 7			Lap 8		
No	Behind	Laptime	No	Behind	Laptime	No	Behind	Laptime
70		1:21.413	70		1:21.748	70		1:22.393
26	2.026	1:21.802	26	1.537	1:21.259	7	1.678	1:22.139
7	2.220	1:20.526	7	1.932	1:21.460	26	2.708	1:23.564
1	5.871	1:22.598	1	5.453	1:21.330	1	4.531	1:21.471
4	6.482	1:24.018	4	5.867	1:21.133	4	5.013	1:21.539
17	6.628	1:23.819	17	7.288	1:22.408	17	8.734	1:23.839
5	6.934	1:23.394	5	7.456	1:22.270	5	8.844	1:23.781
8	9.818	1:22.991	8	10.706	1:22.636	9	1 LAP	1:34.806
66	11.156	1:22.758	66	11.987	1:22.579	8	11.781	1:23.468
97	12.354	1:22.927	97	13.798	1:23.192	66	12.292	1:22.698
14	17.707	1:23.718	14	19.329	1:23.370	97	14.368	1:22.963
2	45.410	1:28.296	2	51.877	1:28.215	14	21.347	1:24.411
55	47.980	1:28.686	55	54.874	1:28.642	2	59.508	1:30.024
77	48.391	1:28.818	77	55.258	1:28.615	55	1:01.507	1:29.026
6	48.899	1:28.592	6	55.845	1:28.694	77	1:01.732	1:28.867
57	50.566	1:29.139	57	58.551	1:29.733	6	1:02.265	1:28.813
52	51.010	1:29.454	52	1:00.057	1:30.795	57	1:05.324	1:29.166
19	53.714	1:29.785	19	1:01.432	1:29.466	52	1:06.395	1:28.731
69	1:04.484	1:30.929	69	1:14.073	1:31.337	19	1:08.932	1:29.893
3	1:05.797	1:31.556	3	1:14.873	1:30.824	69	1:23.463	1:31.783
9	1:18.354	1:33.929				3	1:23.878	1:31.398

CSL Cup

QUALIFYING - RACE 10 - CLASSIFICATION

POS	NO	CL	NAME	ENTRY	TIME	ON	LAPS	GAP	DIFF	MPH
1	31		Nick FOSTER	BMW E46 M3	1:14.044	5	10			94.90
2	99		John THORNE	BMW E46 M3	1:14.325	14	16	0.281	0.281	94.54
3	3		Dan STRINGFELLOW	BMW E46 M3	1:15.152	4	8	1.108	0.827	93.50
4	5		Jamie MARTIN	BMW E46 M3	1:15.999	5	15	1.955	0.847	92.46
5	21		Mark STEWARD	BMW M3 E36	1:16.197	4	4	2.153	0.198	92.22
6	11		Stephen GILL	BMW E46 M3	1:17.360	8	11	3.316	1.163	90.83
7	8	S	Darren HUMPHREYS	BMW E46 M3	1:17.852	14	14	3.808	0.492	90.26
8	7		Duncan WHITE	BMW E46	1:19.201	9	11	5.157	1.349	88.72

Weather / Track : Bright / Dry

These results are provisional until the conclusion of any judicial and technical matters.

Snetterton
Circuit Length = 1.9520 miles
Start: 17:30 End: 17:52

Clerk of Course :

Timekeeper :

CSL Cup

QUALIFYING - RACE 10 - LAP ANALYSIS


3	Dan STRINGFELLOW		BMW E46 M3				
1 -	1:49.889	+ 34.737	17:33:05.859	5 -	7:36.558 P	+ 6:21.406	17:44:40.420
2 -	1:26.691	+ 11.539	17:34:32.550	6 -	1:21.050	+ 5.898	17:46:01.470
3 -	1:16.160	+ 1.008	17:35:48.710	7 -	1:15.552	+ 0.400	17:47:17.022
4 -	1:15.152		17:37:03.862	8 -	2:14.965 P	+ 59.813	17:49:31.987
5	Jamie MARTIN		BMW E46 M3				
1 -	1:44.494	+ 28.495	17:32:54.652	9 -	1:16.468	+ 0.469	17:43:21.359
2 -	1:24.592	+ 8.593	17:34:19.244	10 -	1:16.807	+ 0.808	17:44:38.166
3 -	1:22.298	+ 6.299	17:35:41.542	11 -	1:16.940	+ 0.941	17:45:55.106
4 -	1:17.479	+ 1.480	17:36:59.021	12 -	1:17.770	+ 1.771	17:47:12.876
5 -	1:15.999		17:38:15.020	13 -	1:17.347	+ 1.348	17:48:30.223
6 -	1:16.329	+ 0.330	17:39:31.349	14 -	1:17.471	+ 1.472	17:49:47.694
7 -	1:16.388	+ 0.389	17:40:47.737	15 -	1:17.728	+ 1.729	17:51:05.422
8 -	1:17.154	+ 1.155	17:42:04.891				
7	Duncan WHITE		BMW E46				
1 -	1:46.277	+ 27.076	17:33:00.450	7 -	1:19.668	+ 0.467	17:41:17.018
2 -	1:26.823	+ 7.622	17:34:27.273	8 -	1:19.554	+ 0.353	17:42:36.572
3 -	1:26.808	+ 7.607	17:35:54.081	9 -	1:19.201		17:43:55.773
4 -	1:21.283	+ 2.082	17:37:15.364	10 -	1:19.467	+ 0.266	17:45:15.240
5 -	1:21.634	+ 2.433	17:38:36.998	11 -	1:19.816	+ 0.615	17:46:35.056
6 -	1:20.352	+ 1.151	17:39:57.350				
8	Darren HUMPHREYS		S BMW E46 M3				
1 -	1:47.226	+ 29.374	17:32:53.486	8 -	1:22.812	+ 4.960	17:43:12.493
2 -	1:28.875	+ 11.023	17:34:22.361	9 -	1:19.315	+ 1.463	17:44:31.808
3 -	1:21.417	+ 3.565	17:35:43.778	10 -	1:18.373	+ 0.521	17:45:50.181
4 -	1:20.152	+ 2.300	17:37:03.930	11 -	1:19.188	+ 1.336	17:47:09.369
5 -	1:21.977	+ 4.125	17:38:25.907	12 -	1:19.652	+ 1.800	17:48:29.021
6 -	1:19.987	+ 2.135	17:39:45.894	13 -	1:18.011	+ 0.159	17:49:47.032
7 -	2:03.787 P	+ 45.935	17:41:49.681	14 -	1:17.852		17:51:04.884
11	Stephen GILL		BMW E46 M3				
1 -	1:46.748	+ 29.388	17:32:58.287	7 -	1:18.211	+ 0.851	17:41:07.615
2 -	1:25.053	+ 7.693	17:34:23.340	8 -	1:17.360		17:42:24.975
3 -	1:20.935	+ 3.575	17:35:44.275	9 -	1:17.971	+ 0.611	17:43:42.946
4 -	1:27.913	+ 10.553	17:37:12.188	10 -	1:19.123	+ 1.763	17:45:02.069
5 -	1:19.657	+ 2.297	17:38:31.845	11 -	1:19.212	+ 1.852	17:46:21.281
6 -	1:17.559	+ 0.199	17:39:49.404				
21	Mark STEWARD		BMW M3 E36				
1 -	1:24.209	+ 8.012	17:32:27.651	3 -	1:17.038	+ 0.841	17:35:01.570
2 -	1:16.881	+ 0.684	17:33:44.532	4 -	1:16.197		17:36:17.767
31	Nick FOSTER		BMW E46 M3				
1 -	1:19.457	+ 5.413	17:40:34.648	6 -	1:14.810	+ 0.766	17:46:47.493
2 -	1:14.701	+ 0.657	17:41:49.349	7 -	1:15.056	+ 1.012	17:48:02.549
3 -	1:14.424	+ 0.380	17:43:03.773	8 -	1:14.972	+ 0.928	17:49:17.521
4 -	1:14.866	+ 0.822	17:44:18.639	9 -	1:19.325	+ 5.281	17:50:36.846
5 -	1:14.044		17:45:32.683	10 -	1:16.582	+ 2.538	17:51:53.428
99	John THORNE		BMW E46 M3				
1 -	1:37.234	+ 22.909	17:32:54.591	9 -	1:14.975	+ 0.650	17:43:01.269
2 -	1:19.593	+ 5.268	17:34:14.184	10 -	1:14.767	+ 0.442	17:44:16.036
3 -	1:15.898	+ 1.573	17:35:30.082	11 -	1:14.693	+ 0.368	17:45:30.729
4 -	1:15.174	+ 0.849	17:36:45.256	12 -	1:14.607	+ 0.282	17:46:45.336
5 -	1:15.394	+ 1.069	17:38:00.650	13 -	1:17.981	+ 3.656	17:48:03.317
6 -	1:15.041	+ 0.716	17:39:15.691	14 -	1:14.325		17:49:17.642
7 -	1:15.325	+ 1.000	17:40:31.016	15 -	1:18.255	+ 3.930	17:50:35.897
8 -	1:15.278	+ 0.953	17:41:46.294	16 -	1:16.851	+ 2.526	17:51:52.748

Snetterton
 Circuit Length = 1.9520 miles
 Start: 17:30 End: 17:52

Weather / Track : Bright / Dry

CSL Cup

RACE 10 - GRID

ROW 4	1:19.201 7 Duncan WHITE	
ROW 3	1:17.360 11 Stephen GILL	1:17.852 8 Darren HUMPHREYS
ROW 2	1:15.999 5 Jamie MARTIN	1:16.197 21 Mark STEWARD
ROW 1	1:14.325 99 John THORNE	1:15.152 3 Dan STRINGFELLOW
Pole		
		

Snetterton
Circuit Length = 1.9520 miles

These results are provisional until the conclusion of any judicial and technical matters.

Clerk of Course :

Timekeeper :

CSL Cup

RACE 10 - CLASSIFICATION

POS	NO	CL	NAME	ENTRY	LAPS	TIME	GAP	DIFF	MPH	BEST	ON
1	21		Mark STEWARD	BMW M3 E36	16	20:17.179			92.37	1:15.117	14
2	99		John THORNE	BMW E46 M3	16	20:21.467	4.288	4.288	92.04	1:14.127	13
3	3		Dan STRINGFELLOW	BMW E46 M3	16	20:22.927	5.748	1.460	91.93	1:15.270	9
4	5		Jamie MARTIN	BMW E46 M3	16	20:50.851	33.672	27.924	89.88	1:15.549	3
5	8	S	Darren HUMPHREY	BMW E46 M3	15	20:21.736	1 lap	1 lap	86.27	1:19.455	4
6	7		Duncan WHITE	BMW E46	15	20:42.707	1 lap	20.971	84.82	1:19.179	4

FASTEST LAP

99			John THORNE	BMW E46 M3	13	1:14.127			94.79 mph	152.56 kph	
8	S		Darren HUMPHREY	BMW E46 M3	4	1:19.455			88.44 mph	142.33 kph	

Weather / Track : Sunny / Dry

These results are provisional until the conclusion of any judicial and technical matters.

Snetterton
 Circuit Length = 1.9520 miles
 Start: 11:20 End: 11:41

Clerk of Course :		Timekeeper :
-------------------	--	--------------

CSL Cup

RACE 10 - LAP CHART

Lap 1			Lap 2			Lap 3			Lap 4			Lap 5		
No	Behind	Laptime	No	Behind	Laptime	No	Behind	Laptime	No	Behind	Laptime	No	Behind	Laptime
21		1:24.213	21		1:16.377	21		1:16.250	21		1:15.527	21		1:15.614
3	0.189	1:24.402	3	0.408	1:16.596	3	0.657	1:16.499	3	0.409	1:15.279	3	0.754	1:15.959
99	1.057	1:25.270	5	4.815	1:19.641	5	4.114	1:15.549	5	4.429	1:15.842	5	5.156	1:16.341
5	1.551	1:25.764	8	7.252	1:19.697	99	10.657	1:15.827	99	9.883	1:14.753	99	8.737	1:14.468
8	3.932	1:28.145	7	7.917	1:19.466	8	10.666	1:19.664	8	14.594	1:19.455	8	18.499	1:19.519
7	4.828	1:29.041	99	11.080	1:26.400	7	11.388	1:19.721	7	15.040	1:19.179	7	19.046	1:19.620

CSL Cup

RACE 10 - LAP CHART

Lap 6			Lap 7			Lap 8			Lap 9			Lap 10		
No	Behind	Laptime	No	Behind	Laptime	No	Behind	Laptime	No	Behind	Laptime	No	Behind	Laptime
21		1:15.366	21		1:15.168	21		1:15.457	21		1:15.283	21		1:15.490
3	0.899	1:15.511	3	1.431	1:15.700	3	1.477	1:15.503	3	1.464	1:15.270	3	1.625	1:15.651
5	6.129	1:16.339	99	8.597	1:16.210	99	7.898	1:14.758	99	6.893	1:14.278	99	5.769	1:14.366
99	7.555	1:14.184	5	9.606	1:18.645	5	11.409	1:17.260	5	13.421	1:17.295	5	15.596	1:17.665
8	23.102	1:19.969	8	29.091	1:21.157	8	35.236	1:21.602	8	41.027	1:21.074	8	47.112	1:21.575
7	32.560	1:28.880	7	46.945	1:29.553	7	51.006	1:19.518	7	57.044	1:21.321	7	1:00.832	1:19.278

CSL Cup

RACE 10 - LAP CHART


Lap 11			Lap 12			Lap 13			Lap 14			Lap 15		
No	Behind	Laptime	No	Behind	Laptime	No	Behind	Laptime	No	Behind	Laptime	No	Behind	Laptime
21		1:15.659	21		1:15.474	21		1:15.205	21		1:15.117	21		1:15.620
3	1.514	1:15.548	3	1.412	1:15.372	3	1.910	1:15.703	99	1.417	1:14.549	99	4.156	1:18.359
99	4.378	1:14.268	99	3.063	1:14.159	99	1.985	1:14.127	3	2.918	1:16.125	3	5.235	1:17.937
5	17.208	1:17.271	5	19.342	1:17.608	5	22.380	1:18.243	5	25.481	1:18.218	7	1 LAP	1:30.603
8	53.367	1:21.914	8	59.457	1:21.564	8	1:06.231	1:21.979	8	1:12.440	1:21.326	5	28.894	1:19.033
7	1:05.642	1:20.469	7	1:09.624	1:19.456	7	1:14.168	1:19.749						

CSL Cup

RACE 10 - LAP CHART

Lap 16		
No	Behind	Laptime
21		1:15.359
99	4.288	1:15.491
8	1 LAP	1:23.096
3	5.748	1:15.872
7	1 LAP	1:26.853
5	33.672	1:20.137

**CSL Cup
RACE 17 - GRID**

ROW 4	11	Stephen GILL	
ROW 3	7	Duncan WHITE	31 Nick FOSTER
ROW 2	5	Jamie MARTIN	8 Darren HUMPHREY
ROW 1	99	John THORNE	3 Dan STRINGFELLOW
Pole			
			

Snetterton
Circuit Length = 1.9520 miles

These results are provisional until the conclusion of any judicial and technical matters.

Clerk of Course :		Timekeeper :

CSL Cup

RACE 17 - CLASSIFICATION

POS	NO	CL	NAME	ENTRY	LAPS	TIME	GAP	DIFF	MPH	BEST	ON
1	99		John THORNE	BMW E46 M3	16	20:08.926			93.00	1:14.284	8
2	31		Nick FOSTER	BMW E46 M3	16	20:09.570	0.644	0.644	92.95	1:14.180	4
3	3		Dan STRINGFELLOW	BMW E46 M3	16	20:50.281	41.355	40.711	89.92	1:15.901	3
4	11		Stephen GILL	BMW E46 M3	16	21:17.047	1:08.121	26.766	88.04	1:17.798	6
5	8	S	Darren HUMPHREY	BMW E46 M3	15	20:14.180	1 lap	1 lap	86.81	1:19.547	3
6	7		Duncan WHITE	BMW E46	15	20:14.902	1 lap	0.722	86.76	1:19.287	3
NOT CLASSIFIED											
DNF	5		Jamie MARTIN	BMW E46 M3	1	1:33.804	15 laps	14 laps	74.91	1:33.804	1
FASTEST LAP											
	31		Nick FOSTER	BMW E46 M3	4	1:14.180			94.73 mph	152.45 kph	
	8	S	Darren HUMPHREY	BMW E46 M3	3	1:19.547			88.33 mph	142.16 kph	

Weather / Track : Sunny / Dry

These results are provisional until the conclusion of any judicial and technical matters.

Snetterton
 Circuit Length = 1.9520 miles
 Start: 17:12 End: 17:33

Clerk of Course :

Timekeeper :

CSL Cup

RACE 17 - LAP CHART

Lap 1			Lap 2			Lap 3			Lap 4			Lap 5		
No	Behind	Laptime	No	Behind	Laptime	No	Behind	Laptime	No	Behind	Laptime	No	Behind	Laptime
99		1:24.583	99		1:15.624	99		1:15.145	99		1:14.950	99		1:14.608
31	2.012	1:26.595	31	1.770	1:15.382	31	1.493	1:14.868	31	0.723	1:14.180	31	0.725	1:14.610
8	4.986	1:29.569	8	8.991	1:19.629	8	13.393	1:19.547	8	18.184	1:19.741	3	20.985	1:16.702
11	6.834	1:31.417	11	9.438	1:18.228	11	13.574	1:19.281	3	18.891	1:16.404	11	24.418	1:19.533
7	8.426	1:33.009	7	13.195	1:20.393	7	17.337	1:19.287	11	19.493	1:20.869	8	25.659	1:22.083
5	9.221	1:33.804	3	16.681	1:16.684	3	17.437	1:15.901	7	21.878	1:19.491	7	26.876	1:19.606
3	15.621	1:40.204												

CSL Cup

RACE 17 - LAP CHART

Lap 6			Lap 7			Lap 8			Lap 9			Lap 10		
No	Behind	Laptime	No	Behind	Laptime	No	Behind	Laptime	No	Behind	Laptime	No	Behind	Laptime
99		1:14.504	99		1:14.674	99		1:14.284	99		1:15.206	99		1:14.964
31	0.784	1:14.563	31	0.637	1:14.527	31	0.752	1:14.399	31	0.485	1:14.939	31	0.796	1:15.275
3	22.904	1:16.423	3	24.334	1:16.104	3	26.093	1:16.043	3	27.285	1:16.398	3	29.578	1:17.257
11	27.712	1:17.798	11	31.278	1:18.240	11	35.140	1:18.146	11	38.907	1:18.973	11	42.473	1:18.530
8	31.544	1:20.389	8	36.672	1:19.802	8	42.638	1:20.250	8	47.225	1:19.793	8	52.378	1:20.117
7	32.192	1:19.820	7	37.757	1:20.239	7	43.822	1:20.349	7	48.429	1:19.813	7	53.339	1:19.874

CSL Cup

RACE 17 - LAP CHART

Lap 11			Lap 12			Lap 13			Lap 14			Lap 15		
No	Behind	Laptime	No	Behind	Laptime	No	Behind	Laptime	No	Behind	Laptime	No	Behind	Laptime
99		1:14.790	99		1:14.598	99		1:14.673	99		1:15.645	99		1:14.659
31	0.643	1:14.637	31	0.663	1:14.618	31	0.412	1:14.422	31	0.419	1:15.652	7	1 LAP	1:20.637
3	31.831	1:17.043	3	35.730	1:18.497	3	37.770	1:16.713	3	38.379	1:16.254	31	0.723	1:14.963
11	46.461	1:18.778	11	50.227	1:18.364	11	54.458	1:18.904	11	57.901	1:19.088	3	40.504	1:16.784
8	57.926	1:20.338	8	1:03.553	1:20.225	8	1:08.603	1:19.723	8	1:13.336	1:20.378	11	1:04.341	1:21.099
7	58.781	1:20.232	7	1:04.653	1:20.470	7	1:09.914	1:19.934						

CSL Cup

RACE 17 - LAP CHART

Lap 16		
No	Behind	Laptime
99		1:16.019
31	0.644	1:15.940
8	1 LAP	1:22.596
7	1 LAP	1:21.748
3	41.355	1:16.870
11	1:08.121	1:19.799

BARC Westfield Sportscar Series

QUALIFYING - RACE 12 - CLASSIFICATION

POS	NO	CL	NAME	ENTRY	TIME	ON	LAPS	GAP	DIFF	MPH
1	8	I	Russell SMALL	Westfield Aero Race	1:17.520	9	10			90.64
2	26	B	Chris DAVISON	Westfield SE	1:18.862	6	12	1.342	1.342	89.10
3	24	B	Simon PRYKE	Westfield SEW	1:20.198	11	11	2.678	1.336	87.62
4	2	B	Nick FLOWERS	Westfield SE	1:20.367	4	11	2.847	0.169	87.43
5	71	B	Martin GARTSIDE	Westfield SE	1:20.818	6	8	3.298	0.451	86.94
6	14	B	Seamus HARDING	Westfield Zetec	1:21.519	8	11	3.999	0.701	86.20
7	17	B	Harry GORDON-FINLAYSON	Westfield SEW	1:21.946	8	11	4.426	0.427	85.75

Weather / Track : Sunny / Dry

These results are provisional until the conclusion of any judicial and technical matters.

Snetterton
 Circuit Length = 1.9520 miles
 Start: 09:37 End: 09:53

Clerk of Course :		Timekeeper :
-------------------	--	--------------

BARC Westfield Sportscar Series


QUALIFYING - RACE 12 - LAP ANALYSIS

2	Nick FLOWERS		B Westfield SE				
1 -	1:32.127	+ 11.760	9:39:27.987	7 -	1:23.295	+ 2.928	9:47:35.646
2 -	1:21.993	+ 1.626	9:40:49.980	8 -	1:22.583	+ 2.216	9:48:58.229
3 -	1:20.517	+ 0.150	9:42:10.497	9 -	1:23.049	+ 2.682	9:50:21.278
4 -	1:20.367		9:43:30.864	10 -	1:23.214	+ 2.847	9:51:44.492
5 -	1:20.497	+ 0.130	9:44:51.361	11 -	1:24.631	+ 4.264	9:53:09.123
6 -	1:20.990	+ 0.623	9:46:12.351				
8	Russell SMALL		I Westfield Aero Race				
1 -	1:21.961	+ 4.441	9:41:01.103	6 -	1:18.830	+ 1.310	9:47:35.746
2 -	1:20.303	+ 2.783	9:42:21.406	7 -	1:20.577	+ 3.057	9:48:56.323
3 -	1:18.982	+ 1.462	9:43:40.388	8 -	1:17.908	+ 0.388	9:50:14.231
4 -	1:18.159	+ 0.639	9:44:58.547	9 -	1:17.520		9:51:31.751
5 -	1:18.369	+ 0.849	9:46:16.916	10 -	1:18.007	+ 0.487	9:52:49.758
14	Seamus HARDING		B Westfield Zetec				
1 -	1:33.220	+ 11.701	9:39:27.798	7 -	1:22.186	+ 0.667	9:47:53.953
2 -	1:25.266	+ 3.747	9:40:53.064	8 -	1:21.519		9:49:15.472
3 -	1:30.901	+ 9.382	9:42:23.965	9 -	1:21.606	+ 0.087	9:50:37.078
4 -	1:23.442	+ 1.923	9:43:47.407	10 -	1:21.707	+ 0.188	9:51:58.785
5 -	1:22.114	+ 0.595	9:45:09.521	11 -	1:21.915	+ 0.396	9:53:20.700
6 -	1:22.246	+ 0.727	9:46:31.767				
17	Harry GORDON-FINLAYSON		B Westfield SEW				
1 -	1:38.118	+ 16.172	9:39:26.685	7 -	1:23.129	+ 1.183	9:47:55.304
2 -	1:28.447	+ 6.501	9:40:55.132	8 -	1:21.946		9:49:17.250
3 -	1:26.444	+ 4.498	9:42:21.576	9 -	1:22.089	+ 0.143	9:50:39.339
4 -	1:23.932	+ 1.986	9:43:45.508	10 -	1:22.530	+ 0.584	9:52:01.869
5 -	1:23.981	+ 2.035	9:45:09.489	11 -	1:23.308	+ 1.362	9:53:25.177
6 -	1:22.686	+ 0.740	9:46:32.175				
24	Simon PRYKE		B Westfield SEW				
1 -	1:29.272	+ 9.074	9:39:22.862	7 -	1:20.537	+ 0.339	9:47:30.884
2 -	1:22.346	+ 2.148	9:40:45.208	8 -	1:20.474	+ 0.276	9:48:51.358
3 -	1:21.830	+ 1.632	9:42:07.038	9 -	1:21.300	+ 1.102	9:50:12.658
4 -	1:21.207	+ 1.009	9:43:28.245	10 -	1:20.577	+ 0.379	9:51:33.235
5 -	1:21.289	+ 1.091	9:44:49.534	11 -	1:20.198		9:52:53.433
6 -	1:20.813	+ 0.615	9:46:10.347				
26	Chris DAVISON		B Westfield SE				
1 -	1:27.294	+ 8.432	9:39:10.426	7 -	1:18.930	+ 0.068	9:47:08.378
2 -	1:20.524	+ 1.662	9:40:30.950	8 -	1:21.337	+ 2.475	9:48:29.715
3 -	1:19.988	+ 1.126	9:41:50.938	9 -	1:19.479	+ 0.617	9:49:49.194
4 -	1:19.758	+ 0.896	9:43:10.696	10 -	1:19.245	+ 0.383	9:51:08.439
5 -	1:19.890	+ 1.028	9:44:30.586	11 -	1:19.326	+ 0.464	9:52:27.765
6 -	1:18.862		9:45:49.448	12 -	1:18.900	+ 0.038	9:53:46.665
71	Martin GARTSIDE		B Westfield SE				
1 -	1:39.325	+ 18.507	9:39:24.908	5 -	1:20.836	+ 0.018	9:44:53.587
2 -	1:24.223	+ 3.405	9:40:49.131	6 -	1:20.818		9:46:14.405
3 -	1:22.407	+ 1.589	9:42:11.538	7 -	1:21.139	+ 0.321	9:47:35.544
4 -	1:21.213	+ 0.395	9:43:32.751	8 -	1:23.881	+ 3.063	9:48:59.425

Weather / Track : Sunny / Dry

BARC Westfield Sportscar Series

RACE 12 - GRID

ROW 4	1:21.946 17 Harry GORDON-FINLAYSON	
ROW 3	1:20.818 71 Martin GARTSIDE	1:21.519 14 Seamus HARDING
ROW 2	1:20.198 24 Simon PRYKE	1:20.367 2 Nick FLOWERS
ROW 1	1:17.520 8 Russell SMALL	1:18.862 26 Chris DAVISON
Pole		
		

Snetterton
Circuit Length = 1.9520 miles

These results are provisional until the conclusion of any judicial and technical matters.

Clerk of Course :		Timekeeper :
-------------------	--	--------------

BARC Westfield Sportscar Series

RACE 12 - CLASSIFICATION

POS	NO	CL	NAME	ENTRY	LAPS	TIME	GAP	DIFF	MPH	BEST	ON
1	8	I	Russell SMALL	Westfield Aero Race	16	21:01.197			89.14	1:17.633	15
2	26	B	Chris DAVISON	Westfield SE	16	21:02.620	1.423	1.423	89.04	1:17.393	15
3	2	B	Nick FLOWERS	Westfield SE	16	21:29.478	28.281	26.858	87.19	1:19.580	15
4	24	B	Simon PRYKE	Westfield SEW	16	21:29.921	28.724	0.443	87.16	1:18.854	16
5	71	B	Martin GARTSIDE	Westfield SE	16	21:50.305	49.108	20.384	85.80	1:20.223	14
6	17	B	Harry GORDON-FINLAYSON	Westfield SEW	16	21:51.140	49.943	0.835	85.75	1:20.478	4
7	14	B	Seamus HARDING	Westfield Zetec	16	21:51.208	50.011	0.068	85.74	1:20.164	12

FASTEST LAP

26	B	Chris DAVISON	Westfield SE	15	1:17.393	90.79 mph	146.12 kph
8	I	Russell SMALL	Westfield Aero Race	15	1:17.633	90.51 mph	145.67 kph

Weather / Track : Sunny / Dry

These results are provisional until the conclusion of any judicial and technical matters.

Snetterton
 Circuit Length = 1.9520 miles
 Start: 12:59 End: 13:21

Clerk of Course :

Timekeeper :

BARC Westfield Sportscar Series

RACE 12 - LAP CHART

Lap 1			Lap 2			Lap 3			Lap 4			Lap 5		
No	Behind	Laptime	No	Behind	Laptime	No	Behind	Laptime	No	Behind	Laptime	No	Behind	Laptime
26		1:25.478	26		1:18.750	26		1:19.095	26		1:18.885	8		1:18.179
24	0.669	1:26.147	8	1.831	1:19.565	8	1.465	1:18.729	8	0.701	1:18.121	26	0.164	1:19.044
8	1.016	1:26.494	24	2.409	1:20.490	24	3.620	1:20.306	2	5.012	1:20.095	2	5.947	1:19.815
2	1.385	1:26.863	2	3.124	1:20.489	2	3.802	1:19.773	24	5.379	1:20.644	24	6.439	1:19.940
71	2.637	1:28.115	71	4.624	1:20.737	71	6.113	1:20.584	71	7.979	1:20.751	71	10.319	1:21.220
14	3.664	1:29.142	14	5.632	1:20.718	14	7.551	1:21.014	14	9.376	1:20.710	14	11.349	1:20.853
17	4.324	1:29.802	17	6.723	1:21.149	17	8.171	1:20.543	17	9.764	1:20.478	17	11.659	1:20.775

BARC Westfield Sportscar Series

RACE 12 - LAP CHART

Lap 6			Lap 7			Lap 8			Lap 9			Lap 10		
No	Behind	Laptime	No	Behind	Laptime	No	Behind	Laptime	No	Behind	Laptime	No	Behind	Laptime
8		1:18.442	26		1:18.284	26		1:18.988	8		1:18.506	8		1:18.167
26	0.078	1:18.356	8	0.318	1:18.680	8	0.375	1:19.045	26	0.453	1:19.334	26	0.457	1:18.171
2	8.024	1:20.519	2	9.254	1:19.592	2	10.708	1:20.442	24	12.081	1:19.959	24	14.046	1:20.132
24	8.286	1:20.289	24	10.059	1:20.135	24	11.003	1:19.932	2	12.342	1:20.515	2	14.751	1:20.576
71	13.131	1:21.254	71	15.532	1:20.763	14	19.302	1:22.662	14	22.478	1:22.057	17	26.671	1:21.553
14	13.607	1:20.700	14	15.628	1:20.383	71	19.519	1:22.975	71	22.952	1:22.314	71	31.500	1:26.715
17	14.038	1:20.821	17	16.176	1:20.500	17	19.733	1:22.545	17	23.285	1:22.433	14	31.981	1:27.670

BARC Westfield Sportscar Series


RACE 12 - LAP CHART

Lap 11			Lap 12			Lap 13			Lap 14			Lap 15		
No	Behind	Laptime	No	Behind	Laptime	No	Behind	Laptime	No	Behind	Laptime	No	Behind	Laptime
8		1:17.908	8		1:17.997	8		1:17.824	8		1:18.126	8		1:17.633
26	0.598	1:18.049	26	0.466	1:17.865	26	0.930	1:18.288	26	0.410	1:17.606	26	0.170	1:17.393
2	17.464	1:20.621	2	20.168	1:20.701	2	22.463	1:20.119	2	24.044	1:19.707	2	25.991	1:19.580
24	17.583	1:21.445	24	20.342	1:20.756	24	23.174	1:20.656	24	25.563	1:20.515	24	27.651	1:19.721
17	30.196	1:21.433	17	34.214	1:22.015	17	38.300	1:21.910	17	41.828	1:21.654	17	46.183	1:21.363
71	34.216	1:20.624	71	37.021	1:20.802	71	40.356	1:21.159	71	42.453	1:20.223	71	46.387	1:22.192
14	34.937	1:20.864	14	37.104	1:20.164	14	40.975	1:21.695	14	43.172	1:20.323	14	46.749	1:21.210

BARC Westfield Sportscar Series
RACE 12 - LAP CHART

Lap 16		
No	Behind	Laptime
8		1:17.781
26	1.423	1:19.034
2	28.281	1:20.071
24	28.724	1:18.854
71	49.108	1:20.706
17	49.943	1:21.337
14	50.011	1:21.043

BARC Westfield Sportscar Series
RACE 18 - GRID

ROW 4		1:22.089 17 Harry GORDON-FINLAYSON	
ROW 3	1:20.836 71 Martin GARTSIDE		1:21.606 14 Seamus HARDING
ROW 2		1:20.474 24 Simon PRYKE	1:20.497 2 Nick FLOWERS
ROW 1	1:17.908 8 Russell SMALL		1:18.900 26 Chris DAVISON
Pole			
			

Snetterton
 Circuit Length = 1.9520 miles

These results are provisional until the conclusion of any judicial and technical matters.

Clerk of Course :		Timekeeper :

BARC Westfield Sportscar Series

RACE 18 - CLASSIFICATION

POS	NO	CL	NAME	ENTRY	LAPS	TIME	GAP	DIFF	MPH	BEST	ON
1	8	I	Russell SMALL	Westfield Aero Race	16	21:03.264			89.00	1:17.947	7
2	26	B	Chris DAVISON	Westfield SE	16	21:04.353	1.089	1.089	88.92	1:17.523	7
3	24	B	Simon PRYKE	Westfield SEW	16	21:31.866	28.602	27.513	87.03	1:19.686	15
4	2	B	Nick FLOWERS	Westfield SE	16	21:32.178	28.914	0.312	87.01	1:19.015	7
5	71	B	Martin GARTSIDE	Westfield SE	16	21:39.366	36.102	7.188	86.52	1:20.008	12
6	14	B	Seamus HARDING	Westfield Zetec	16	21:47.837	44.573	8.471	85.96	1:20.659	4
7	17	B	Harry GORDON-FINLAYSON	Westfield SEW	15	21:10.515	1 lap	1 lap	82.96	1:20.596	4

FASTEST LAP

26	B	Chris DAVISON	Westfield SE	7	1:17.523	90.64 mph	145.87 kph
8	I	Russell SMALL	Westfield Aero Race	7	1:17.947	90.15 mph	145.08 kph

Weather / Track : Cloudy / Dry

These results are provisional until the conclusion of any judicial and technical matters.

Snetterton
 Circuit Length = 1.9520 miles
 Start: 17:41 End: 18:03

Clerk of Course :

Timekeeper :

BARC Westfield Sportscar Series

RACE 18 - LAP CHART

Lap 1			Lap 2			Lap 3			Lap 4			Lap 5		
No	Behind	Laptime	No	Behind	Laptime	No	Behind	Laptime	No	Behind	Laptime	No	Behind	Laptime
26		1:24.398	8		1:19.169	8		1:18.901	8		1:18.235	8		1:18.047
8	0.629	1:25.027	26	0.084	1:19.882	26	0.341	1:19.158	26	0.339	1:18.233	26	0.548	1:18.256
24	2.133	1:26.531	2	2.950	1:20.189	24	4.184	1:20.061	24	6.034	1:20.085	24	7.759	1:19.772
2	2.559	1:26.957	24	3.024	1:20.689	2	4.726	1:20.677	2	7.490	1:20.999	2	8.938	1:19.495
14	3.767	1:28.165	14	5.907	1:21.938	71	8.735	1:21.522	71	10.532	1:20.032	71	12.547	1:20.062
71	4.317	1:28.715	71	6.114	1:21.595	14	9.187	1:22.181	14	11.611	1:20.659	17	14.471	1:20.655
17	4.535	1:28.933	17	6.606	1:21.869	17	9.502	1:21.797	17	11.863	1:20.596	14	14.487	1:20.923

BARC Westfield Sportscar Series

RACE 18 - LAP CHART

Lap 6			Lap 7			Lap 8			Lap 9			Lap 10		
No	Behind	Laptime	No	Behind	Laptime	No	Behind	Laptime	No	Behind	Laptime	No	Behind	Laptime
8		1:18.221	8		1:17.947	26		1:18.213	26		1:18.654	26		1:19.470
26	0.767	1:18.440	26	0.343	1:17.523	8	0.190	1:18.746	8	0.481	1:18.945	8	0.245	1:19.234
24	9.333	1:19.795	24	11.345	1:19.959	2	13.988	1:20.893	24	15.974	1:20.523	2	17.299	1:20.744
2	10.583	1:19.866	2	11.651	1:19.015	24	14.105	1:21.316	2	16.025	1:20.691	24	17.675	1:21.171
71	14.465	1:20.139	71	16.600	1:20.082	71	18.706	1:20.662	71	20.347	1:20.295	71	21.628	1:20.751
17	17.288	1:21.038	14	20.409	1:21.024	17	23.494	1:21.602	14	25.630	1:20.667	14	27.662	1:21.502
14	17.332	1:21.066	17	20.448	1:21.107	14	23.617	1:21.764	17	25.781	1:20.941	17	42.243	1:35.932

BARC Westfield Sportscar Series

RACE 18 - LAP CHART

Lap 11			Lap 12			Lap 13			Lap 14			Lap 15		
No	Behind	Laptime	No	Behind	Laptime	No	Behind	Laptime	No	Behind	Laptime	No	Behind	Laptime
26		1:18.923	8		1:18.275	26		1:18.112	26		1:18.608	8		1:18.076
8	0.236	1:18.914	26	0.234	1:18.745	8	0.185	1:18.531	8	0.386	1:18.809	26	0.158	1:18.620
2	18.629	1:20.253	24	20.667	1:20.488	24	22.819	1:20.498	24	24.892	1:20.681	17	1 LAP	1:27.395
24	18.690	1:19.938	2	21.043	1:20.925	2	23.327	1:20.630	2	25.558	1:20.839	24	26.116	1:19.686
71	22.994	1:20.289	71	24.491	1:20.008	71	27.071	1:20.926	71	28.482	1:20.019	2	26.596	1:19.500
14	30.028	1:21.289	14	32.788	1:21.271	14	35.549	1:21.107	14	38.452	1:21.511	71	30.501	1:20.481
17	49.552	1:26.232	17	58.260	1:27.219	17	1:10.738	1:30.824				14	41.598	1:21.608

BARC Westfield Sportscar Series
RACE 18 - LAP CHART

Lap 16		
No	Behind	Laptime
8		1:18.187
26	1.089	1:19.118
17	1 LAP	1:24.375
24	28.602	1:20.673
2	28.914	1:20.505
71	36.102	1:23.788
14	44.573	1:21.162