



DUNLOP GREAT & BRITISH MOTORSPORT FESTIVAL

Castle Combe

18th & 19th July 2009



Results Provided by Timing Solutions Ltd

www.tsl-timing.com

Radical Club Cup

QUALIFYING - RACE 1 - CLASSIFICATION

POS	NO	CL	NAME	ENTRY	TIME	ON	LAPS	GAP	DIFF	MPH
1	7	T	Darren LUKE	Radical PR6	1:03.835	7	13			104.33
2	23	T	Simon TILLING	Radical SR3	1:04.018	9	12	0.183	0.183	104.03
3	16	S	Colin MILLAR	Radical PR6	1:04.476	12	13	0.641	0.458	103.29
4	3	T	Jonathan WRIGHT	Radical PR6	1:04.487	10	12	0.652	0.011	103.27
5	24	T	Paul STEELE	Radical SR3	1:04.683	7	11	0.848	0.196	102.96
6	19	T	Gary KANE	Radical PR6	1:04.711	8	12	0.876	0.028	102.91
7	18	S	Charles LOUGHRAN	Radical SR3	1:06.058	12	12	2.223	1.347	100.82
8	47	S	Gary MARSH	Radical SR3	1:06.498	11	12	2.663	0.440	100.15
9	61	T	Nigel PLACE	Radical PR6	1:07.045	11	11	3.210	0.547	99.33
10	20	S	Simon FISH	Radical SR3	1:07.769	6	6	3.934	0.724	98.27
11	21	S	HEWITT/ABBOTT	Radical SR3	1:07.793	3	8	3.958	0.024	98.24
12	70	S	David THORBURN	Radical SR3	1:08.461	7	10	4.626	0.668	97.28
13	15	S	Richard CARVER	Radical SR3	1:08.632	9	11	4.797	0.171	97.03
14	17	T	Mike ROBERTS	Radical SR3	1:09.443	11	11	5.608	0.811	95.90
15	55	B	Rachel DAVIES	Radical SR4	1:10.820	10	11	6.985	1.377	94.04
16	26	C	Mark BOOT	Radical Clubsport	1:10.980	7	10	7.145	0.160	93.82
17	91	T	David FRANKLAND	Radical PR6	1:11.042	6	11	7.207	0.062	93.74
18	30	B	RAMSDALE/MELLORS	Radical SR4	1:11.776	11	11	7.941	0.734	92.78
19	13	C	Simon GARMSTON	Radical Clubsport	1:11.841	6	11	8.006	0.065	92.70
20	12	S	Steve BURGESS	Radical SR3	1:11.843	8	8	8.008	0.002	92.70
21	37	T	Bill HENDERSON	Radical SR3	1:12.366	10	10	8.531	0.523	92.03
22	11	C	Ian CHARLES	Radical Clubsport	1:33.840	2	3	30.005	21.474	70.97
23	32	C	Jon MORRIS	Radical Clubsport	1:34.337	4	5	30.502	0.497	70.59
24	88	S	Richard FEARNES	Radical SR4		0	1			

Car 20 - Transponder not working

Weather / Track : Bright / Dry

These results are provisional until the conclusion of any judicial and technical matters.

Castle Combe
Circuit Length = 1.8500 miles
Start: 08:45 End: 09:07

Clerk of Course :

Timekeeper :

Radical Club Cup

QUALIFYING - RACE 1 - LAP ANALYSIS

3	Jonathan WRIGHT						T	Radical PR6					
1 -	1:21.221	+ 16.734	8:46:31.458	7 -	1:05.320	+ 0.833	8:59:56.965						
2 -	1:11.074	+ 6.587	8:47:42.532	8 -	1:05.235	+ 0.748	9:01:02.200						
3 -	1:08.065	+ 3.578	8:48:50.597	9 -	1:07.293	+ 2.806	9:02:09.493						
4 -	1:07.235	+ 2.748	8:49:57.832	10 -	1:04.487		9:03:13.980						
5 -	7:49.247	+ 6:44.760	8:57:47.079	11 -	1:12.050 P	+ 7.563	9:04:26.030						
6 -	1:04.566	+ 0.079	8:58:51.645	12 -	2:07.516	+ 1:03.029	9:06:33.546						
7	Darren LUKE						T	Radical PR6					
1 -	1:20.666	+ 16.831	8:46:29.854	8 -	1:05.582	+ 1.747	9:01:02.903						
2 -	1:11.735	+ 7.900	8:47:41.589	9 -	1:10.748	+ 6.913	9:02:13.651						
3 -	1:09.254	+ 5.419	8:48:50.843	10 -	1:07.018	+ 3.183	9:03:20.669						
4 -	1:08.595	+ 4.760	8:49:59.438	11 -	1:04.726	+ 0.891	9:04:25.395						
5 -	7:48.888	+ 6:45.053	8:57:48.326	12 -	1:04.384	+ 0.549	9:05:29.779						
6 -	1:05.160	+ 1.325	8:58:53.486	13 -	1:34.028 P	+ 30.193	9:07:03.807						
7 -	1:03.835		8:59:57.321										
11	Ian CHARLES						C	Radical Clubsport					
1 -	1:49.466	+ 15.626	8:47:59.426	3 -	9:04.286 P	+ 7:30.446	8:58:37.552						
2 -	1:33.840		8:49:33.266										
12	Steve BURGESS						S	Radical SR3					
1 -	1:30.681	+ 18.838	8:50:05.436	5 -	1:14.199	+ 2.356	9:02:28.359						
2 -	8:34.754	+ 7:22.911	8:58:40.190	6 -	1:13.017	+ 1.174	9:03:41.376						
3 -	1:18.592	+ 6.749	8:59:58.782	7 -	1:11.877	+ 0.034	9:04:53.253						
4 -	1:15.378	+ 3.535	9:01:14.160	8 -	1:11.843		9:06:05.096						
13	Simon GARMSTON						C	Radical Clubsport					
1 -	1:33.725	+ 21.884	8:47:40.219	7 -	1:12.192	+ 0.351	9:01:32.805						
2 -	1:23.287	+ 11.446	8:49:03.506	8 -	1:12.228	+ 0.387	9:02:45.033						
3 -	1:24.059 P	+ 12.218	8:50:27.565	9 -	1:13.365	+ 1.524	9:03:58.398						
4 -	7:28.309	+ 6:16.468	8:57:55.874	10 -	1:18.570	+ 6.729	9:05:16.968						
5 -	1:12.898	+ 1.057	8:59:08.772	11 -	1:14.022	+ 2.181	9:06:30.990						
6 -	1:11.841		9:00:20.613										
15	Richard CARVER						S	Radical SR3					
1 -	1:24.914	+ 16.282	8:47:42.453	7 -	1:10.153	+ 1.521	9:01:59.247						
2 -	1:16.047	+ 7.415	8:48:58.500	8 -	1:11.689	+ 3.057	9:03:10.936						
3 -	1:15.325	+ 6.693	8:50:13.825	9 -	1:08.632		9:04:19.568						
4 -	8:14.715	+ 7:06.083	8:58:28.540	10 -	1:09.650	+ 1.018	9:05:29.218						
5 -	1:10.012	+ 1.380	8:59:38.552	11 -	1:08.781	+ 0.149	9:06:37.999						
6 -	1:10.542	+ 1.910	9:00:49.094										
16	Colin MILLAR						S	Radical PR6					
1 -	1:24.868	+ 20.392	8:46:35.923	8 -	1:05.277	+ 0.801	9:01:14.595						
2 -	1:11.854	+ 7.378	8:47:47.777	9 -	1:05.686	+ 1.210	9:02:20.281						
3 -	1:11.149	+ 6.673	8:48:58.926	10 -	1:05.581	+ 1.105	9:03:25.862						
4 -	1:13.041	+ 8.565	8:50:11.967	11 -	1:05.394	+ 0.918	9:04:31.256						
5 -	7:45.977	+ 6:41.501	8:57:57.944	12 -	1:04.476		9:05:35.732						
6 -	1:06.178	+ 1.702	8:59:04.122	13 -	1:04.927	+ 0.451	9:06:40.659						
7 -	1:05.196	+ 0.720	9:00:09.318										
17	Mike ROBERTS						T	Radical SR3					
1 -	1:31.105	+ 21.662	8:47:16.551	7 -	1:12.064	+ 2.621	9:01:55.933						
2 -	1:17.126	+ 7.683	8:48:33.677	8 -	1:11.517	+ 2.074	9:03:07.450						
3 -	1:15.922	+ 6.479	8:49:49.599	9 -	1:09.930	+ 0.487	9:04:17.380						
4 -	8:29.697	+ 7:20.254	8:58:19.296	10 -	1:10.363	+ 0.920	9:05:27.743						
5 -	1:12.998	+ 3.555	8:59:32.294	11 -	1:09.443		9:06:37.186						
6 -	1:11.575	+ 2.132	9:00:43.869										
18	Charles LOUGHRAN						S	Radical SR3					
1 -	1:22.841	+ 16.783	8:46:44.025	7 -	1:07.887	+ 1.829	9:00:53.990						
2 -	1:12.003	+ 5.945	8:47:56.028	8 -	1:06.732	+ 0.674	9:02:00.722						

Castle Combe
Circuit Length = 1.8500 miles
Start: 08:45 End: 09:07

Weather / Track : Bright / Dry

Radical Club Cup

QUALIFYING - RACE 1 - LAP ANALYSIS

3 -	1:10.910	+ 4.852	8:49:06.938	9 -	1:08.709	+ 2.651	9:03:09.431
4 -	1:11.358	+ 5.300	8:50:18.296	10 -	1:08.523	+ 2.465	9:04:17.954
5 -	8:17.950	+ 7:11.892	8:58:36.246	11 -	1:07.442	+ 1.384	9:05:25.396
6 -	1:09.857	+ 3.799	8:59:46.103	12 -	1:06.058		9:06:31.454
19	Gary KANE			T	Radical PR6		
1 -	1:23.829	+ 19.118	8:47:10.462	7 -	1:05.032	+ 0.321	9:00:57.094
2 -	1:10.837	+ 6.126	8:48:21.299	8 -	1:04.711		9:02:01.805
3 -	1:06.882	+ 2.171	8:49:28.181	9 -	1:07.044	+ 2.333	9:03:08.849
4 -	1:07.349	+ 2.638	8:50:35.530	10 -	1:06.886	+ 2.175	9:04:15.735
5 -	8:08.534	+ 7:03.823	8:58:44.064	11 -	1:05.273	+ 0.562	9:05:21.008
6 -	1:07.998	+ 3.287	8:59:52.062	12 -	1:05.439	+ 0.728	9:06:26.447
20	Simon FISH			S	Radical SR3		
1 -	1:24.122	+ 16.353	8:47:31.933	4 -	1:10.040	+ 2.271	9:04:46.452
2 -	1:51.311 P	+ 43.542	8:49:23.244	5 -	1:08.504	+ 0.735	9:05:54.956
3 -	14:13.168	+ 13:05.399	9:03:36.412	6 -	1:07.769		9:07:02.725
21	Phil ABBOTT			S	Radical SR3		
1 -	1:31.368 P	+ 23.575	8:47:43.553	5 -	1:14.204 P	+ 6.411	9:01:37.193
2 -	10:22.547	+ 9:14.754	8:58:06.100	6 -	2:21.511	+ 1:13.718	9:03:58.704
3 -	1:07.793		8:59:13.893	7 -	1:08.625	+ 0.832	9:05:07.329
4 -	1:09.096	+ 1.303	9:00:22.989	8 -	1:08.650	+ 0.857	9:06:15.979
23	Simon TILLING			T	Radical SR3		
1 -	1:18.251	+ 14.233	8:46:26.377	7 -	1:05.523	+ 1.505	9:01:05.476
2 -	1:13.732	+ 9.714	8:47:40.109	8 -	1:05.014	+ 0.996	9:02:10.490
3 -	1:08.956	+ 4.938	8:48:49.065	9 -	1:04.018		9:03:14.508
4 -	1:06.047	+ 2.029	8:49:55.112	10 -	1:06.047	+ 2.029	9:04:20.555
5 -	9:00.258	+ 7:56.240	8:58:55.370	11 -	1:06.569	+ 2.551	9:05:27.124
6 -	1:04.583	+ 0.565	8:59:59.953	12 -	1:06.779	+ 2.761	9:06:33.903
24	Paul STEELE			T	Radical SR3		
1 -	1:26.907	+ 22.224	8:47:17.175	7 -	1:04.683		9:02:02.832
2 -	1:13.845	+ 9.162	8:48:31.020	8 -	1:06.747	+ 2.064	9:03:09.579
3 -	1:08.679	+ 3.996	8:49:39.699	9 -	1:06.545	+ 1.862	9:04:16.124
4 -	9:05.167	+ 8:00.484	8:58:44.866	10 -	1:05.736	+ 1.053	9:05:21.860
5 -	1:07.567	+ 2.884	8:59:52.433	11 -	1:06.563	+ 1.880	9:06:28.423
6 -	1:05.716	+ 1.033	9:00:58.149				
26	Mark BOOT			C	Radical Clubsport		
1 -	1:24.447	+ 13.467	8:48:46.185	6 -	1:12.024	+ 1.044	9:01:44.389
2 -	1:17.989	+ 7.009	8:50:04.174	7 -	1:10.980		9:02:55.369
3 -	8:02.779	+ 6:51.799	8:58:06.953	8 -	1:11.245	+ 0.265	9:04:06.614
4 -	1:13.017	+ 2.037	8:59:19.970	9 -	1:11.237	+ 0.257	9:05:17.851
5 -	1:12.395	+ 1.415	9:00:32.365	10 -	1:13.004	+ 2.024	9:06:30.855
30	Gary RAMSDALE			B	Radical SR4		
1 -	1:25.819	+ 14.043	8:47:14.182	7 -	1:12.597	+ 0.821	9:01:50.366
2 -	1:17.616	+ 5.840	8:48:31.798	8 -	1:12.895	+ 1.119	9:03:03.261
3 -	1:15.226	+ 3.450	8:49:47.024	9 -	1:13.537	+ 1.761	9:04:16.798
4 -	8:23.425	+ 7:11.649	8:58:10.449	10 -	1:12.773	+ 0.997	9:05:29.571
5 -	1:14.409	+ 2.633	8:59:24.858	11 -	1:11.776		9:06:41.347
6 -	1:12.911	+ 1.135	9:00:37.769				
32	Jon MORRIS			C	Radical Clubsport		
1 -	1:54.054	+ 19.717	8:47:48.000	4 -	1:34.337		8:59:57.967
2 -	1:43.114	+ 8.777	8:49:31.114	5 -	1:48.205 P	+ 13.868	9:01:46.172
3 -	8:52.516	+ 7:18.179	8:58:23.630				
37	Bill HENDERSON			T	Radical SR3		
1 -	1:31.959	+ 19.593	8:47:27.972	6 -	1:15.302	+ 2.936	9:01:07.044
2 -	1:22.195	+ 9.829	8:48:50.167	7 -	1:13.384	+ 1.018	9:02:20.428
3 -	1:23.484	+ 11.118	8:50:13.651	8 -	1:16.977	+ 4.611	9:03:37.405

Castle Combe
Circuit Length = 1.8500 miles
Start: 08:45 End: 09:07

Weather / Track : Bright / Dry

Radical Club Cup

QUALIFYING - RACE 1 - LAP ANALYSIS

4 -	8:22.483	+ 7:10.117	8:58:36.134	9 -	1:12.436	+ 0.070	9:04:49.841
5 -	1:15.608	+ 3.242	8:59:51.742	10 -	1:12.366		9:06:02.207
47	Gary MARSH		S Radical SR3				
1 -	1:21.940	+ 15.442	8:47:22.620	7 -	1:08.375	+ 1.877	9:01:17.492
2 -	1:13.804	+ 7.306	8:48:36.424	8 -	1:08.254	+ 1.756	9:02:25.746
3 -	1:13.547	+ 7.049	8:49:49.971	9 -	1:08.735	+ 2.237	9:03:34.481
4 -	8:01.173	+ 6:54.675	8:57:51.144	10 -	1:07.393	+ 0.895	9:04:41.874
5 -	1:09.548	+ 3.050	8:59:00.692	11 -	1:06.498		9:05:48.372
6 -	1:08.425	+ 1.927	9:00:09.117	12 -	1:07.367	+ 0.869	9:06:55.739
55	Rachel DAVIES		B Radical SR4				
1 -	1:25.642	+ 14.822	8:47:44.089	7 -	1:11.596	+ 0.776	9:02:11.492
2 -	1:17.268	+ 6.448	8:49:01.357	8 -	1:11.125	+ 0.305	9:03:22.617
3 -	1:13.687	+ 2.867	8:50:15.044	9 -	1:11.346	+ 0.526	9:04:33.963
4 -	8:19.645	+ 7:08.825	8:58:34.689	10 -	1:10.820		9:05:44.783
5 -	1:13.220	+ 2.400	8:59:47.909	11 -	1:11.313	+ 0.493	9:06:56.096
6 -	1:11.987	+ 1.167	9:00:59.896				
61	Nigel PLACE		T Radical PR6				
1 -	1:26.536	+ 19.491	8:47:26.477	7 -	1:08.239	+ 1.194	9:01:42.619
2 -	1:12.927	+ 5.882	8:48:39.404	8 -	1:08.540	+ 1.495	9:02:51.159
3 -	1:11.432	+ 4.387	8:49:50.836	9 -	1:08.674	+ 1.629	9:03:59.833
4 -	8:21.278	+ 7:14.233	8:58:12.114	10 -	1:08.017	+ 0.972	9:05:07.850
5 -	1:13.220	+ 6.175	8:59:25.334	11 -	1:07.045		9:06:14.895
6 -	1:09.046	+ 2.001	9:00:34.380				
70	David THORBURN		S Radical SR3				
1 -	1:29.284	+ 20.823	8:47:33.065	6 -	1:09.376	+ 0.915	9:01:27.104
2 -	1:19.053	+ 10.592	8:48:52.118	7 -	1:08.461		9:02:35.565
3 -	1:14.454	+ 5.993	8:50:06.572	8 -	1:09.056	+ 0.595	9:03:44.621
4 -	9:01.327	+ 7:52.866	8:59:07.899	9 -	1:08.824	+ 0.363	9:04:53.445
5 -	1:09.829	+ 1.368	9:00:17.728	10 -	1:08.898	+ 0.437	9:06:02.343
88	Richard FEARNS		S Radical SR4				
1 -	8:16.822 P	- 03:52:37.954	8:56:38.086				
91	David FRANKLAND		T Radical PR6				
1 -	1:26.303	+ 15.261	8:47:28.034	7 -	1:11.665	+ 0.623	9:01:34.438
2 -	1:17.456	+ 6.414	8:48:45.490	8 -	1:11.880	+ 0.838	9:02:46.318
3 -	1:15.680	+ 4.638	8:50:01.170	9 -	1:13.364	+ 2.322	9:03:59.682
4 -	7:59.035	+ 6:47.993	8:58:00.205	10 -	1:13.038	+ 1.996	9:05:12.720
5 -	1:11.526	+ 0.484	8:59:11.731	11 -	1:11.968	+ 0.926	9:06:24.688
6 -	1:11.042		9:00:22.773				

Radical Club Cup

RACE 1 - GRID

ROW 12	1:34.337 32 Jon MORRIS	88 Richard FEARNES
ROW 11	1:12.366 37 Bill HENDERSON	1:33.840 11 Ian CHARLES
ROW 10	1:11.841 13 Simon GARMSTON	1:11.843 12 Steve BURGESS
ROW 9	1:11.042 91 David FRANKLAND	1:11.776 80 Shaun MELLORS
ROW 8	1:10.820 55 Rachel DAVIES	1:10.980 26 Mark BOOT
ROW 7	1:08.632 15 Richard CARVER	1:09.443 17 Mike ROBERTS
ROW 6	1:07.793 2 John HEWITT	1:08.461 70 David THORBURN
ROW 5	1:07.045 61 Nigel PLACE	1:07.769 20 Simon FISH
ROW 4	1:06.058 18 Charles LOUGHRAN	1:06.498 47 Gary MARSH
ROW 3	1:04.683 24 Paul STEELE	1:04.711 19 Gary KANE
ROW 2	1:04.476 16 Colin MILLAR	1:04.487 3 Jonathan WRIGHT
ROW 1	1:03.835 7 Darren LUKE	1:04.018 23 Simon TILLING

Pole

Castle Combe
Circuit Length = 1.8500 miles

These results are provisional until the conclusion of any judicial and technical matters.

Clerk of Course :

Timekeeper :

Radical Club Cup

RACE 1 - CLASSIFICATION

POS	NO	CL	NAME	ENTRY	LAPS	TIME	GAP	DIFF	MPH	BEST	ON
1	16	S	Colin MILLAR	Radical PR6	19	20:43.527			101.75	1:04.274	3
2	19	S	Gary KANE	Radical PR6	19	20:46.291	2.764	2.764	101.53	1:04.598	13
3	3	T	Jonathan WRIGHT	Radical PR6	19	20:49.800	6.273	3.509	101.24	1:04.367	2
4	7	T	Darren LUKE	Radical PR6	19	20:50.235	6.708	0.435	101.21	1:04.572	3
5	24	T	Paul STEELE	Radical SR3	19	20:50.790	7.263	0.555	101.16	1:04.438	5
6	18	S	Charles LOUGHRAN	Radical SR3	19	21:27.229	43.702	36.439	98.30	1:05.530	19
7	61	T	Nigel PLACE	Radical PR6	19	21:28.633	45.106	1.404	98.19	1:06.693	10
8	20	S	Simon FISH	Radical SR3	19	21:29.143	45.616	0.510	98.15	1:06.419	12
9	12	S	Steve BURGESS	Radical SR3	19	21:41.025	57.498	11.882	97.26	1:06.861	10
10	47	S	Gary MARSH	Radical SR3	19	21:42.166	58.639	1.141	97.17	1:06.890	13
11	70	S	David THORBURN	Radical SR3	19	21:48.999	1:05.472	6.833	96.66	1:06.812	18
12	17	T	Mike ROBERTS	Radical SR3	18	20:54.416	1 lap	1 lap	95.56	1:07.435	13
13	15	S	Richard CARVER	Radical SR3	18	20:59.039	1 lap	4.623	95.21	1:07.031	18
14	2	S	John HEWITT	Radical SR3	18	21:06.781	1 lap	7.742	94.63	1:06.552	18
15	91	T	David FRANKLAND	Radical PR6	18	21:34.327	1 lap	27.546	92.61	1:09.415	18
16	37	T	Bill HENDERSON	Radical SR3	18	21:34.541	1 lap	0.214	92.60	1:09.313	18
17	23	T	Simon TILLING	Radical SR3	18	21:37.847	1 lap	3.306	92.36	1:04.192	10
18	26	C	Mark BOOT	Radical Clubsport	18	21:49.556	1 lap	11.709	91.54	1:10.350	5
19	80	B	Shaun MELLORS	Radical SR4	18	21:52.544	1 lap	2.988	91.33	1:10.588	12
20	13	C	Simon GARMSTON	Radical Clubsport	17	20:54.419	2 laps	1 lap	90.25	1:11.386	9
21	88	B	Richard FEARNES	Radical SR4	17	21:19.830	2 laps	25.411	88.46	1:12.789	9
22	32	C	Jon MORRIS	Radical Clubsport	17	21:56.111	2 laps	36.281	86.02	1:14.229	13

NOT CLASSIFIED

DNF	55	B	Rachel DAVIES	Radical SR4	15	20:21.036	4 laps	2 laps	81.81	1:09.678	6
-----	----	---	---------------	-------------	----	-----------	--------	--------	-------	----------	---

FASTEST LAP

23	T	Simon TILLING	Radical SR3	10	1:04.192	103.75 mph	166.97 kph
16	S	Colin MILLAR	Radical PR6	3	1:04.274	103.61 mph	166.75 kph
55	B	Rachel DAVIES	Radical SR4	6	1:09.678	95.58 mph	153.82 kph
26	C	Mark BOOT	Radical Clubsport	5	1:10.350	94.66 mph	152.35 kph

Weather / Track : Bright / Dry

These results are provisional until the conclusion of any judicial and technical matters.

Castle Combe
Circuit Length = 1.8500 miles
Start: 12:01 End: 12:23

Clerk of Course :

Timekeeper :

Radical Club Cup

RACE 1 - LAP CHART

Lap 1			Lap 2			Lap 3			Lap 4			Lap 5		
No	Behind	Laptime	No	Behind	Laptime	No	Behind	Laptime	No	Behind	Laptime	No	Behind	Laptime
7		1:10.995	7		1:04.616	7		1:04.572	7		1:04.727	16		1:04.970
16	0.867	1:11.862	16	0.677	1:04.426	16	0.379	1:04.274	16	0.277	1:04.625	7	1.290	1:06.537
3	1.735	1:12.730	3	1.486	1:04.367	3	1.473	1:04.559	3	2.424	1:05.678	3	2.475	1:05.298
19	2.184	1:13.179	19	2.316	1:04.748	19	2.644	1:04.900	19	2.921	1:05.004	19	2.925	1:05.251
24	2.862	1:13.857	24	3.739	1:05.493	24	4.277	1:05.110	24	4.272	1:04.722	24	3.463	1:04.438
61	4.305	1:15.300	61	7.470	1:07.781	61	10.833	1:07.935	61	14.066	1:07.960	61	16.503	1:07.684
47	6.860	1:17.855	20	11.215	1:08.425	20	13.808	1:07.165	20	16.001	1:06.920	20	17.529	1:06.775
20	7.406	1:18.401	47	12.014	1:09.770	47	15.722	1:08.280	18	18.516	1:07.150	18	19.262	1:05.993
18	8.024	1:19.019	18	12.679	1:09.271	18	16.093	1:07.986	47	19.331	1:08.336	47	21.979	1:07.895
55	8.736	1:19.731	12	14.877	1:09.447	12	19.647	1:09.342	12	23.873	1:08.953	12	26.443	1:07.817
12	10.046	1:21.041	55	15.590	1:11.470	55	21.376	1:10.358	70	25.547	1:08.625	70	28.334	1:08.034
26	10.799	1:21.794	70	16.363	1:09.817	70	21.649	1:09.858	55	27.287	1:10.638	55	31.826	1:09.786
70	11.162	1:22.157	17	18.483	1:11.666	17	24.160	1:10.249	17	29.889	1:10.456	17	34.643	1:10.001
17	11.433	1:22.428	26	19.521	1:13.338	15	25.201	1:09.674	15	30.228	1:09.754	15	35.021	1:10.040
80	12.624	1:23.619	15	20.099	1:10.914	26	26.609	1:11.660	26	32.752	1:10.870	26	37.855	1:10.350
15	13.801	1:24.796	80	22.575	1:14.567	91	29.453	1:10.903	91	34.944	1:10.218	91	40.639	1:10.942
37	14.233	1:25.228	37	22.978	1:13.361	80	30.925	1:12.922	80	38.762	1:12.564	80	46.143	1:12.628
13	15.051	1:26.046	91	23.122	1:11.860	37	31.978	1:13.572	37	39.074	1:11.823	37	46.479	1:12.652
91	15.878	1:26.873	13	24.286	1:13.851	13	32.489	1:12.775	13	39.751	1:11.989	13	46.947	1:12.443
32	17.620	1:28.615	88	29.853	1:16.198	88	41.220	1:15.939	2	49.722	1:10.728	23	1 LAP	1:06.937
88	18.271	1:29.266	32	31.094	1:18.090	32	43.116	1:16.594	23	1 LAP	1:08.826	2	53.082	1:08.607
2	36.202	1:47.197	2	39.635	1:08.049	2	43.721	1:08.658	88	52.407	1:15.914	88	1:02.523	1:15.363
			23	1 LAP	2:56.765	23	1 LAP	1:09.344	32	57.276	1:18.887			

Radical Club Cup

RACE 1 - LAP CHART

Lap 6			Lap 7			Lap 8			Lap 9			Lap 10		
No	Behind	Laptime	No	Behind	Laptime	No	Behind	Laptime	No	Behind	Laptime	No	Behind	Laptime
16		1:05.538	16		1:05.130	16		1:05.066	16		1:06.068	16		1:05.522
7	0.732	1:04.980	7	1.194	1:05.592	7	0.777	1:04.649	7	0.514	1:05.805	7	0.283	1:05.291
3	2.432	1:05.495	19	2.415	1:04.958	19	1.974	1:04.625	19	1.412	1:05.506	19	0.951	1:05.061
19	2.587	1:05.200	3	3.626	1:06.324	3	3.331	1:04.771	80	1 LAP	1:13.095	37	1 LAP	1:11.363
24	2.992	1:05.067	24	4.081	1:06.219	24	3.894	1:04.879	3	2.875	1:05.612	2	1 LAP	1:10.844
32	1 LAP	1:18.511	88	1 LAP	1:16.201	88	1 LAP	1:14.782	24	3.145	1:05.319	3	2.814	1:05.461
61	18.362	1:07.397	32	1 LAP	1:16.300	61	22.689	1:07.185	13	1 LAP	1:13.249	24	3.246	1:05.623
20	18.848	1:06.857	61	20.570	1:07.338	20	23.434	1:07.297	61	24.298	1:07.677	80	1 LAP	1:12.202
18	19.783	1:06.059	20	21.203	1:07.485	18	24.075	1:07.427	18	24.865	1:06.858	13	1 LAP	1:11.386
47	24.345	1:07.904	18	21.714	1:07.061	32	1 LAP	1:17.052	20	25.248	1:07.882	61	25.469	1:06.693
12	28.065	1:07.160	47	27.411	1:08.196	47	29.829	1:07.484	88	1 LAP	1:14.264	18	26.008	1:06.665
70	30.511	1:07.715	12	29.887	1:06.952	12	31.907	1:07.086	47	32.152	1:08.391	20	27.467	1:07.741
55	35.966	1:09.678	70	33.089	1:07.708	70	35.810	1:07.787	12	33.495	1:07.656	88	1 LAP	1:12.789
17	38.929	1:09.824	55	40.598	1:09.762	55	45.767	1:10.235	70	37.689	1:07.947	12	34.834	1:06.861
15	39.573	1:10.090	17	43.276	1:09.477	17	46.886	1:08.676	32	1 LAP	1:17.193	47	35.111	1:08.481
26	43.159	1:10.842	15	43.680	1:09.237	15	47.170	1:08.556	17	50.048	1:09.230	70	39.840	1:07.673
91	45.762	1:10.661	26	48.922	1:10.893	23	1 LAP	1:04.932	55	50.476	1:10.777	32	1 LAP	1:15.004
37	51.951	1:11.010	23	1 LAP	1:04.744	26	54.920	1:11.064	15	50.645	1:09.543	23	1 LAP	1:06.370
23	1 LAP	1:05.958	91	52.987	1:12.355	91	59.531	1:11.610	23	1 LAP	1:05.276	17	53.103	1:08.577
80	54.096	1:13.491	37	56.994	1:10.173	37	1:02.213	1:10.285	26	1:00.555	1:11.703	15	53.713	1:08.590
13	54.403	1:12.994	2	1:00.252	1:10.331	2	1:03.097	1:07.911	91	1:05.233	1:11.770	55	55.629	1:10.675
2	55.051	1:07.507	80	1:00.842	1:11.876									
			13	1:01.991	1:12.718									

Radical Club Cup

RACE 1 - LAP CHART

Lap 11			Lap 12			Lap 13			Lap 14			Lap 15		
No	Behind	Laptime	No	Behind	Laptime	No	Behind	Laptime	No	Behind	Laptime	No	Behind	Laptime
16		1:05.021	16		1:04.963	7		1:04.923	7		1:05.031	16		1:05.151
7	0.697	1:05.435	7	0.366	1:04.632	55	1 LAP	1:10.141	16	0.409	1:04.875	7	0.341	1:05.901
26	1 LAP	1:11.655	19	1.603	1:04.893	16	0.565	1:05.854	19	1.143	1:05.262	19	0.543	1:04.960
19	1.673	1:05.743	3	2.937	1:04.634	19	0.912	1:04.598	3	2.847	1:05.261	3	2.473	1:05.186
3	3.266	1:05.473	24	3.592	1:04.832	3	2.617	1:04.969	24	3.254	1:05.206	24	2.805	1:05.111
24	3.723	1:05.498	26	1 LAP	1:11.962	24	3.079	1:04.776	55	1 LAP	1:10.644	88	2 LAPS	1:14.932
2	1 LAP	1:09.403	2	1 LAP	1:07.353	32	2 LAPS	1:16.948	2	1 LAP	1:07.097	2	1 LAP	1:07.573
91	1 LAP	1:13.960	91	1 LAP	1:10.767	2	1 LAP	1:07.626	32	2 LAPS	1:15.253	55	1 LAP	1:16.060
37	1 LAP	1:12.020	37	1 LAP	1:10.842	26	1 LAP	1:12.281	26	1 LAP	1:12.652	32	2 LAPS	1:14.229
80	1 LAP	1:11.304	80	1 LAP	1:10.873	91	1 LAP	1:10.512	91	1 LAP	1:09.617	91	1 LAP	1:10.433
13	1 LAP	1:12.153	13	1 LAP	1:12.009	37	1 LAP	1:10.432	37	1 LAP	1:09.705	26	1 LAP	1:11.821
61	27.275	1:06.827	61	29.125	1:06.813	80	1 LAP	1:10.588	61	32.332	1:06.755	37	1 LAP	1:10.532
18	27.836	1:06.849	18	29.392	1:06.519	61	30.608	1:06.772	80	1 LAP	1:11.266	61	33.987	1:07.215
20	29.033	1:06.587	20	30.489	1:06.419	18	31.561	1:07.458	18	33.782	1:07.252	18	35.088	1:06.866
12	36.921	1:07.108	12	39.256	1:07.298	13	1 LAP	1:12.739	20	33.898	1:07.054	20	36.287	1:07.949
47	37.668	1:07.578	47	39.675	1:06.970	20	31.875	1:06.675	13	1 LAP	1:13.656	80	1 LAP	1:11.403
88	1 LAP	1:14.054	70	45.638	1:08.075	12	41.006	1:07.039	47	43.761	1:07.516	47	45.311	1:07.110
70	42.526	1:07.707	23	1 LAP	1:04.555	47	41.276	1:06.890	12	44.062	1:08.087	12	46.013	1:07.511
23	1 LAP	1:04.192	88	1 LAP	1:13.900	70	47.890	1:07.541	70	50.343	1:07.484	13	1 LAP	1:13.317
15	56.924	1:08.232	15	59.961	1:08.000	23	1 LAP	1:04.790	23	1 LAP	1:05.819	23	1 LAP	1:05.351
17	57.339	1:09.257	17	1:00.440	1:08.064	88	1 LAP	1:13.437	15	1:04.860	1:07.730	70	52.194	1:07.411
32	1 LAP	1:16.465				15	1:02.161	1:07.489	17	1:05.043	1:07.488			
55	1:00.480	1:09.872				17	1:02.586	1:07.435						


Radical Club Cup

RACE 1 - LAP CHART

Lap 16			Lap 17			Lap 18			Lap 19		
No	Behind	Laptime	No	Behind	Laptime	No	Behind	Laptime	No	Behind	Laptime
16		1:05.078	16		1:04.832	16		1:05.323	16		1:04.949
17	1 LAP	1:08.041	19	3.293	1:05.078	13	2 LAPS	1:13.295	19	2.764	1:04.930
19	3.047	1:07.582	17	1 LAP	1:07.464	19	2.783	1:04.813	3	6.273	1:05.298
7	4.237	1:08.974	7	5.271	1:05.866	3	5.924	1:05.772	7	6.708	1:05.413
3	5.186	1:07.791	3	5.475	1:05.121	7	6.244	1:06.296	24	7.263	1:05.084
24	6.215	1:08.488	24	6.296	1:04.913	24	7.128	1:06.155	17	1 LAP	1:07.753
15	1 LAP	1:12.535	15	1 LAP	1:09.354	17	1 LAP	1:08.330	13	2 LAPS	1:14.280
88	2 LAPS	1:12.790	88	2 LAPS	1:12.985	15	1 LAP	1:07.474	15	1 LAP	1:07.031
2	1 LAP	1:06.974	2	1 LAP	1:07.373	2	1 LAP	1:06.998	2	1 LAP	1:06.552
91	1 LAP	1:11.585	61	40.876	1:08.576	88	2 LAPS	1:13.265	88	2 LAPS	1:13.751
37	1 LAP	1:11.467	91	1 LAP	1:10.512	55	3 LAPS	3:41.209	18	43.702	1:05.530
32	2 LAPS	1:16.140	18	41.578	1:08.365	61	42.860	1:07.307	61	45.106	1:07.195
61	37.132	1:08.223	20	41.819	1:08.104	18	43.121	1:06.866	20	45.616	1:06.708
18	38.045	1:08.035	37	1 LAP	1:11.444	20	43.857	1:07.361	91	1 LAP	1:09.415
20	38.547	1:07.338	32	2 LAPS	1:15.906	91	1 LAP	1:10.334	37	1 LAP	1:09.313
26	1 LAP	1:15.269	26	1 LAP	1:13.862	37	1 LAP	1:09.319	23	1 LAP	1:04.804
80	1 LAP	1:12.702	47	50.911	1:07.882	23	1 LAP	1:06.439	12	57.498	1:07.059
47	47.861	1:07.628	12	52.106	1:08.737	47	54.988	1:09.400	47	58.639	1:08.600
12	48.201	1:07.266	23	1 LAP	1:05.292	12	55.388	1:08.605	70	1:05.472	1:09.892
23	1 LAP	1:07.453	80	1 LAP	1:12.373	26	1 LAP	1:14.109	26	1 LAP	1:13.431
70	56.305	1:09.189	70	59.040	1:07.567	32	2 LAPS	1:16.673	80	1 LAP	1:14.237
13	1 LAP	1:15.519				80	1 LAP	1:10.834	32	2 LAPS	1:18.251
						70	1:00.529	1:06.812			

Radical Club Cup

RACE 6 - GRID

ROW 11	21 Phil ABBOTT	30 Gary RAMSDALE
ROW 10	88 Richard FEARNs	32 Jon MORRIS
ROW 9	26 Mark BOOT	13 Simon GARMSTON
ROW 8	37 Bill HENDERSON	23 Simon TILLING
ROW 7	15 Richard CARVER	91 David FRANKLAND
ROW 6	70 David THORBURN	17 Mike ROBERTS
ROW 5	12 Steve BURGESS	47 Gary MARSH
ROW 4	61 Nigel PLACE	20 Simon FISH
ROW 3	24 Paul STEELE	18 Charles LOUGHRAN
ROW 2	3 Jonathan WRIGHT	7 Darren LUKE
ROW 1	16 Colin MILLAR	19 Gary KANE
Pole		
		

Castle Combe
Circuit Length = 1.8500 miles

These results are provisional until the conclusion of any judicial and technical matters.

Clerk of Course :

Timekeeper :

Radical Club Cup

RACE 6 - CLASSIFICATION

POS	NO	CL	NAME	ENTRY	LAPS	TIME	GAP	DIFF	MPH	BEST	ON
1	16	S	Colin MILLAR	Radical PR6	19	20:56.203			100.73	1:04.872	5
2	7	T	Darren LUKE	Radical PR6	19	20:56.802	0.599	0.599	100.68	1:04.931	4
3	23	T	Simon TILLING	Radical SR3	19	20:59.972	3.769	3.170	100.43	1:04.920	16
4	24	T	Paul STEELE	Radical SR3	19	21:08.810	12.607	8.838	99.73	1:04.836	5
5	61	T	Nigel PLACE	Radical PR6	19	21:26.012	29.809	17.202	98.39	1:06.252	17
6	20	S	Simon FISH	Radical SR3	19	21:27.124	30.921	1.112	98.31	1:06.454	17
7	70	S	David THORBURN	Radical SR3	19	21:38.962	42.759	11.838	97.41	1:06.776	13
8	47	S	Gary MARSH	Radical SR3	19	21:46.178	49.975	7.216	96.87	1:07.171	13
9	15	S	Richard CARVER	Radical SR3	19	21:46.468	50.265	0.290	96.85	1:07.159	15
10	37	T	Bill HENDERSON	Radical SR3	19	21:50.706	54.503	4.238	96.54	1:07.384	15
11	21	S	Phil ABBOTT	Radical SR3	19	21:50.853	54.650	0.147	96.53	1:07.487	15
12	91	T	David FRANKLAND	Radical PR6	18	21:28.117	1 lap	1 lap	93.06	1:09.969	2
13	17	T	Mike ROBERTS	Radical SR3	18	21:36.367	1 lap	8.250	92.47	1:08.286	15
14	26	C	Mark BOOT	Radical Clubsport	18	21:49.152	1 lap	12.785	91.57	1:11.076	10
15	30	B	Gary RAMSDALE	Radical SR4	18	21:49.916	1 lap	0.764	91.51	1:10.878	4
16	13	C	Simon GARMSTON	Radical Clubsport	17	21:14.990	2 laps	1 lap	88.80	1:12.476	10
17	88	B	Richard FEARNES	Radical SR4	17	21:18.198	2 laps	3.208	88.57	1:12.341	17

NOT CLASSIFIED

DNF	55	B	Rachel DAVIES	Radical SR4	16	20:10.077	3 laps	1 lap	88.06	1:10.147	5
DNF	12	S	Steve BURGESS	Radical SR3	14	16:23.695	5 laps	2 laps	94.78	1:06.582	11
DNF	3	T	Jonathan WRIGHT	Radical PR6	13	14:40.965	6 laps	1 lap	98.27	1:04.602	12
DNF	32	C	Jon MORRIS	Radical Clubsport	11	13:41.014	8 laps	2 laps	89.23	1:12.813	10
DNF	18	S	Charles LOUGHRAN	Radical SR3	7	8:07.369	12 laps	4 laps	95.65	1:06.384	4
DNF	19	S	Gary KANE	Radical PR6	4	4:45.912	15 laps	3 laps	93.17	1:05.048	2

FASTEST LAP

3	T	Jonathan WRIGHT	Radical PR6	12	1:04.602	103.09 mph	165.91 kph
16	S	Colin MILLAR	Radical PR6	5	1:04.872	102.66 mph	165.22 kph
55	B	Rachel DAVIES	Radical SR4	5	1:10.147	94.94 mph	152.79 kph
26	C	Mark BOOT	Radical Clubsport	10	1:11.076	93.70 mph	150.80 kph

Cars 3, 19 + 24 - 10 second penalties for false starts

Weather / Track : Bright / Dry

These results are provisional until the conclusion of any judicial and technical matters.

Castle Combe
Circuit Length = 1.8500 miles
Start: 17:08 End: 17:30

Clerk of Course :	Timekeeper :
-------------------	--------------

Radical Club Cup

RACE 6 - LAP CHART

Lap 1			Lap 2			Lap 3			Lap 4			Lap 5		
No	Behind	Laptime	No	Behind	Laptime	No	Behind	Laptime	No	Behind	Laptime	No	Behind	Laptime
16		1:10.784	16		1:05.189	16		1:05.145	16		1:05.083	16		1:04.872
19	1.041	1:11.825	19	0.900	1:05.048	3	1.677	1:05.352	3	1.368	1:04.774	3	1.843	1:05.347
7	1.387	1:12.171	3	1.470	1:04.962	7	2.187	1:05.333	7	2.035	1:04.931	7	2.209	1:05.046
3	1.697	1:12.481	7	1.999	1:05.801	19	3.080	1:07.325	24	4.813	1:06.562	24	4.777	1:04.836
24	2.100	1:12.884	24	2.472	1:05.561	24	3.334	1:06.007	23	9.382	1:05.308	23	9.550	1:05.040
61	4.178	1:14.962	20	8.169	1:08.279	23	9.157	1:05.850	19	9.711	1:11.714 P	20	14.979	1:07.000
20	5.079	1:15.863	23	8.452	1:07.296	20	11.094	1:08.070	20	12.851	1:06.840	61	15.823	1:07.263
12	5.645	1:16.429	61	9.027	1:10.038	61	11.590	1:07.708	61	13.432	1:06.925	18	16.159	1:07.199
23	6.345	1:17.129	12	9.591	1:09.135	18	12.531	1:07.900	18	13.832	1:06.384	12	18.592	1:07.196
18	6.738	1:17.522	18	9.776	1:08.227	12	13.226	1:08.780	12	16.268	1:08.125	47	24.242	1:08.598
47	8.298	1:19.082	47	12.635	1:09.526	47	16.660	1:09.170	47	20.516	1:08.939	15	24.639	1:08.759
15	9.094	1:19.878	15	13.308	1:09.403	15	16.934	1:08.771	15	20.752	1:08.901	70	24.967	1:08.483
37	9.537	1:20.321	37	14.290	1:09.942	37	18.463	1:09.318	70	21.356	1:07.805	37	26.952	1:08.834
91	10.115	1:20.899	91	14.895	1:09.969	70	18.634	1:08.722	37	22.990	1:09.610	21	27.126	1:08.620
70	10.350	1:21.134	70	15.057	1:09.896	21	19.088	1:08.850	21	23.378	1:09.373	91	31.431	1:10.115
55	11.102	1:21.886	21	15.383	1:09.304	91	21.212	1:11.462	91	26.188	1:10.059	55	32.020	1:10.147
21	11.268	1:22.052	55	16.566	1:10.653	55	21.656	1:10.235	55	26.745	1:10.172	30	37.999	1:12.548
30	12.560	1:23.344	30	18.661	1:11.290	30	24.528	1:11.012	30	30.323	1:10.878	26	42.461	1:11.602
26	13.308	1:24.092	26	20.855	1:12.736	26	28.644	1:12.934	26	35.731	1:12.170	13	47.124	1:13.374
13	14.286	1:25.070	13	22.589	1:13.492	13	30.675	1:13.231	13	38.622	1:13.030	32	47.724	1:13.020
32	14.824	1:25.608	32	23.236	1:13.601	32	30.990	1:12.899	32	39.576	1:13.669	17	57.800	1:11.327
88	24.799	1:35.583	88	33.882	1:14.272	88	42.917	1:14.180	17	51.345	1:11.657	88	1:03.012	1:14.441
17	31.473	1:42.257	17	38.130	1:11.846	17	44.771	1:11.786	88	53.443	1:15.609			

Radical Club Cup

RACE 6 - LAP CHART

Lap 6			Lap 7			Lap 8			Lap 9			Lap 10		
No	Behind	Laptime	No	Behind	Laptime	No	Behind	Laptime	No	Behind	Laptime	No	Behind	Laptime
16		1:05.511	16		1:05.506	16		1:05.436	16		1:06.251	16		1:05.913
3	1.565	1:05.233	3	1.710	1:05.651	3	1.746	1:05.472	3	1.720	1:06.225	30	1 LAP	1:11.935
7	2.070	1:05.372	7	2.303	1:05.739	17	1 LAP	1:10.227	7	2.292	1:06.030	3	1.473	1:05.666
24	4.496	1:05.230	24	4.386	1:05.396	7	2.513	1:05.646	24	4.525	1:06.546	26	1 LAP	1:12.717
23	9.485	1:05.446	88	1 LAP	1:14.816	24	4.230	1:05.280	32	1 LAP	1:13.486	7	2.277	1:05.898
20	16.421	1:06.953	23	9.119	1:05.140	23	9.440	1:05.757	17	1 LAP	1:10.452	24	3.550	1:04.938
61	17.202	1:06.890	20	17.737	1:06.822	88	1 LAP	1:14.572	13	1 LAP	1:15.791	23	8.436	1:05.827
18	17.776	1:07.128	61	18.377	1:06.681	20	19.532	1:07.231	23	8.522	1:05.333	17	1 LAP	1:10.261
12	20.025	1:06.944	12	21.179	1:06.660	61	19.878	1:06.937	61	21.146	1:07.519	32	1 LAP	1:14.281
47	26.619	1:07.888	18	25.279	1:13.009 P	12	22.370	1:06.627	20	21.728	1:08.447	13	1 LAP	1:12.764
70	26.929	1:07.473	47	28.815	1:07.702	47	30.802	1:07.423	12	23.426	1:07.307	61	21.939	1:06.706
15	27.503	1:08.375	70	29.112	1:07.689	70	31.176	1:07.500	88	1 LAP	1:15.292	20	22.655	1:06.840
37	29.983	1:08.542	15	29.635	1:07.638	15	31.883	1:07.684	47	32.045	1:07.494	12	24.704	1:07.191
21	30.162	1:08.547	37	32.606	1:08.129	37	35.278	1:08.108	70	32.392	1:07.467	88	1 LAP	1:13.295
91	36.673	1:10.753	21	33.021	1:08.365	21	35.600	1:08.015	15	32.907	1:07.275	47	33.912	1:07.780
55	37.010	1:10.501	91	42.323	1:11.156	91	47.657	1:10.770	37	36.767	1:07.740	70	34.133	1:07.654
30	46.364	1:13.876	55	42.907	1:11.403	55	48.092	1:10.621	21	37.028	1:07.679	15	34.380	1:07.386
26	48.509	1:11.559	30	53.700	1:12.842	30	1:01.272	1:13.008	91	52.102	1:10.696	37	38.967	1:08.113
13	54.873	1:13.260	26	54.455	1:11.452	26	1:01.649	1:12.630	55	52.595	1:10.754	21	39.206	1:08.091
32	55.957	1:13.744	32	1:03.844	1:13.393							91	56.513	1:10.324
17	1:03.047	1:10.758	13	1:04.337	1:14.970							55	56.962	1:10.280

Radical Club Cup

RACE 6 - LAP CHART

Lap 11			Lap 12			Lap 13			Lap 14			Lap 15		
No	Behind	Laptime	No	Behind	Laptime	No	Behind	Laptime	No	Behind	Laptime	No	Behind	Laptime
16		1:05.159	16		1:05.254	16		1:08.367	16		1:06.836	16		1:06.446
3	0.950	1:04.636	3	0.298	1:04.602	7	0.413	1:05.921	7	0.579	1:07.002	7	0.470	1:06.337
7	2.418	1:05.300	7	2.859	1:05.695	24	3.310	1:06.377	55	1 LAP	1:10.560	24	3.697	1:06.100
24	4.514	1:06.123	24	5.300	1:06.040	23	6.484	1:06.243	24	4.043	1:07.569	23	4.402	1:05.666
30	1 LAP	1:11.432	23	8.608	1:05.663	3	12.495	1:20.564 P	91	1 LAP	1:12.590	55	1 LAP	1:12.179
26	1 LAP	1:11.076	30	1 LAP	1:11.512	30	1 LAP	1:12.294	23	5.182	1:05.534	91	1 LAP	1:10.799
23	8.199	1:04.922	26	1 LAP	1:11.777	26	1 LAP	1:11.582	26	1 LAP	1:12.618	61	26.854	1:07.691
17	1 LAP	1:10.335	17	1 LAP	1:10.292	17	1 LAP	1:10.161	30	1 LAP	1:13.325	20	27.991	1:07.862
32	1 LAP	1:12.813	61	25.386	1:07.208	61	24.103	1:07.084	61	25.609	1:08.342	26	1 LAP	1:12.629
13	1 LAP	1:12.476	20	26.673	1:07.754	20	24.933	1:06.627	20	26.575	1:08.478	17	1 LAP	1:09.493
61	23.432	1:06.652	12	28.613	1:07.740	12	27.033	1:06.787	17	1 LAP	1:10.863	30	1 LAP	1:13.236
20	24.173	1:06.677	32	1 LAP	1:14.500	13	1 LAP	1:13.128	70	37.628	1:07.515	70	38.083	1:06.901
12	26.127	1:06.582	13	1 LAP	1:13.688	70	36.949	1:06.776	47	42.660	1:10.984	47	43.409	1:07.195
47	36.474	1:07.721	70	38.540	1:07.072	47	38.512	1:07.171	15	43.032	1:10.955	15	43.745	1:07.159
70	36.722	1:07.748	47	39.708	1:08.488	15	38.913	1:07.359	13	1 LAP	1:16.585	37	46.697	1:07.384
15	37.090	1:07.869	15	39.921	1:08.085	37	44.174	1:07.699	37	45.759	1:08.421	21	47.020	1:07.487
88	1 LAP	1:13.979	37	44.842	1:08.181	21	44.645	1:07.839	21	45.979	1:08.170	13	1 LAP	1:15.491
37	41.915	1:08.107	21	45.173	1:08.247	88	1 LAP	1:13.169	12	58.389	1:38.192 P			
21	42.180	1:08.133	88	1 LAP	1:13.557				88	1 LAP	1:13.091			
91	1:02.070	1:10.716	91	1:07.443	1:10.627									
55	1:02.601	1:10.798	55	1:08.008	1:10.661									

Radical Club Cup

RACE 6 - LAP CHART

Lap 16			Lap 17			Lap 18			Lap 19		
No	Behind	Laptime	No	Behind	Laptime	No	Behind	Laptime	No	Behind	Laptime
16		1:05.797	16		1:06.952	16		1:06.063	16		1:05.639
7	0.734	1:06.061	7	0.508	1:06.726	7	1.290	1:06.845	7	0.599	1:04.948
88	2 LAPS	1:13.155	24	1.828	1:05.687	24	2.692	1:06.927	24	2.607	1:05.554
24	3.093	1:05.193	23	5.164	1:08.591	23	4.378	1:05.277	23	3.769	1:05.030
23	3.525	1:04.920	88	2 LAPS	1:14.304	13	2 LAPS	1:16.772	13	2 LAPS	1:16.629
91	1 LAP	1:11.498	91	1 LAP	1:11.604	88	2 LAPS	1:12.542	88	2 LAPS	1:12.341
55	1 LAP	1:19.452	61	27.526	1:06.252	55	2 LAPS	2:09.775 P	61	29.809	1:07.477
61	28.226	1:07.169	20	28.226	1:06.454	91	1 LAP	1:12.297	20	30.921	1:07.675
20	28.724	1:06.530	17	1 LAP	1:08.942	61	27.971	1:06.508	91	1 LAP	1:11.783
17	1 LAP	1:08.286	26	1 LAP	1:11.969	20	28.885	1:06.722	17	1 LAP	1:08.291
26	1 LAP	1:11.396	70	40.574	1:08.142	17	1 LAP	1:09.133	70	42.759	1:06.824
30	1 LAP	1:10.900	30	1 LAP	1:12.026	70	41.574	1:07.063	47	49.975	1:08.571
70	39.384	1:07.098	47	45.269	1:07.187	26	1 LAP	1:12.198	15	50.265	1:08.443
47	45.034	1:07.422	15	45.646	1:07.310	47	47.043	1:07.837	26	1 LAP	1:12.015
15	45.288	1:07.340	37	50.206	1:08.620	30	1 LAP	1:12.463	30	1 LAP	1:11.995
37	48.538	1:07.638	21	50.403	1:08.568	15	47.461	1:07.878	37	54.503	1:08.347
21	48.787	1:07.564				37	51.795	1:07.652	21	54.650	1:08.057
13	1 LAP	1:15.239				21	52.232	1:07.892			

BARC Westfield Sportscar Series

QUALIFYING - RACE 5 - CLASSIFICATION

POS	NO	CL	NAME	ENTRY	TIME	ON	LAPS	GAP	DIFF	MPH
1	26	B	Chris DAVISON	Westfield SE	1:15.610	9	10			88.08
2	2	B	Nick FLOWERS	Westfield SE	1:15.772	10	12	0.162	0.162	87.89
3	99	I	Roger GREEN	Westfield Aerorace	1:16.092	9	12	0.482	0.320	87.52
4	19	B	Chris GOULD	Westfield SE	1:16.708	11	12	1.098	0.616	86.82
5	8	B	Russell SMALL	Westfield SE	1:16.742	12	12	1.132	0.034	86.78
6	24	B	Simon PRYKE	Westfield SEW	1:16.772	8	12	1.162	0.030	86.75
7	29	B	Will CHAPPELL	Westfield SEi Turbo	1:16.855	6	12	1.245	0.083	86.65
8	3	B	Brian SMALL	Westfield SE	1:17.676	8	12	2.066	0.821	85.74
9	71	B	Martin GARTSIDE	Westfield SE	1:18.071	12	12	2.461	0.395	85.30
10	25	B	Nick GROUT	Westfield Zetec	1:18.689	11	11	3.079	0.618	84.63
11	36	B	Jon CHAPPELL	Westfield SEi	1:18.948	8	11	3.338	0.259	84.35
12	14	B	Seamus HARDING	Westfield 1800 Zetec	1:19.311	8	11	3.701	0.363	83.97
13	13	B	Matthew JONES	Westfield SE	1:19.338	10	11	3.728	0.027	83.94

Weather / Track : Bright / Dry

These results are provisional until the conclusion of any judicial and technical matters.

Castle Combe
 Circuit Length = 1.8500 miles
 Start: 09:13 End: 09:30

Clerk of Course :

Timekeeper :

BARC Westfield Sportscar Series

QUALIFYING - RACE 5 - LAP ANALYSIS

2	Nick FLOWERS						B	Westfield SE					
1 -	1:30.039	+ 14.267	9:15:13.987	7 -	1:16.967	+ 1.195	9:23:02.713						
2 -	1:21.049	+ 5.277	9:16:35.036	8 -	1:17.145	+ 1.373	9:24:19.858						
3 -	1:19.099	+ 3.327	9:17:54.135	9 -	1:16.006	+ 0.234	9:25:35.864						
4 -	1:17.684	+ 1.912	9:19:11.819	10 -	1:15.772		9:26:51.636						
5 -	1:16.992	+ 1.220	9:20:28.811	11 -	1:20.432	+ 4.660	9:28:12.068						
6 -	1:16.935	+ 1.163	9:21:45.746	12 -	1:16.919	+ 1.147	9:29:28.987						
3	Brian SMALL						B	Westfield SE					
1 -	1:28.712	+ 11.036	9:15:24.259	7 -	1:18.823	+ 1.147	9:23:21.552						
2 -	1:21.315	+ 3.639	9:16:45.574	8 -	1:17.676		9:24:39.228						
3 -	1:19.609	+ 1.933	9:18:05.183	9 -	1:18.504	+ 0.828	9:25:57.732						
4 -	1:19.254	+ 1.578	9:19:24.437	10 -	1:18.792	+ 1.116	9:27:16.524						
5 -	1:18.686	+ 1.010	9:20:43.123	11 -	1:21.119	+ 3.443	9:28:37.643						
6 -	1:19.606	+ 1.930	9:22:02.729	12 -	1:44.732 P	+ 27.056	9:30:22.375						
8	Russell SMALL						B	Westfield SE					
1 -	1:26.351	+ 9.609	9:15:02.856	7 -	1:18.374	+ 1.632	9:22:55.919						
2 -	1:20.797	+ 4.055	9:16:23.653	8 -	1:17.883	+ 1.141	9:24:13.802						
3 -	1:19.692	+ 2.950	9:17:43.345	9 -	1:19.497	+ 2.755	9:25:33.299						
4 -	1:18.522	+ 1.780	9:19:01.867	10 -	1:17.387	+ 0.645	9:26:50.686						
5 -	1:18.311	+ 1.569	9:20:20.178	11 -	1:17.156	+ 0.414	9:28:07.842						
6 -	1:17.367	+ 0.625	9:21:37.545	12 -	1:16.742		9:29:24.584						
13	Matthew JONES						B	Westfield SE					
1 -	1:37.690	+ 18.352	9:15:38.579	7 -	1:21.824	+ 2.486	9:23:52.746						
2 -	1:26.052	+ 6.714	9:17:04.631	8 -	1:20.970	+ 1.632	9:25:13.716						
3 -	1:22.972	+ 3.634	9:18:27.603	9 -	1:20.390	+ 1.052	9:26:34.106						
4 -	1:21.569	+ 2.231	9:19:49.172	10 -	1:19.338		9:27:53.444						
5 -	1:20.655	+ 1.317	9:21:09.827	11 -	1:20.629	+ 1.291	9:29:14.073						
6 -	1:21.095	+ 1.757	9:22:30.922										
14	Seamus HARDING						B	Westfield 1800 Zetec					
1 -	1:28.722	+ 9.411	9:15:22.745	7 -	1:21.871	+ 2.560	9:23:31.175						
2 -	1:21.216	+ 1.905	9:16:43.961	8 -	1:19.311		9:24:50.486						
3 -	1:20.043	+ 0.732	9:18:04.004	9 -	1:20.268	+ 0.957	9:26:10.754						
4 -	1:25.470	+ 6.159	9:19:29.474	10 -	1:20.639	+ 1.328	9:27:31.393						
5 -	1:20.506	+ 1.195	9:20:49.980	11 -	1:19.724	+ 0.413	9:28:51.117						
6 -	1:19.324	+ 0.013	9:22:09.304										
19	Chris GOULD						B	Westfield SE					
1 -	1:23.825	+ 7.117	9:15:11.701	7 -	1:17.768	+ 1.060	9:23:20.699						
2 -	1:18.509	+ 1.801	9:16:30.210	8 -	1:18.104	+ 1.396	9:24:38.803						
3 -	1:32.931	+ 16.223	9:18:03.141	9 -	1:17.133	+ 0.425	9:25:55.936						
4 -	1:19.363	+ 2.655	9:19:22.504	10 -	1:17.228	+ 0.520	9:27:13.164						
5 -	1:21.241	+ 4.533	9:20:43.745	11 -	1:16.708		9:28:29.872						
6 -	1:19.186	+ 2.478	9:22:02.931	12 -	1:17.925	+ 1.217	9:29:47.797						
24	Simon PRYKE						B	Westfield SEW					
1 -	1:28.477	+ 11.705	9:15:21.674	7 -	1:16.913	+ 0.141	9:23:29.529						
2 -	1:18.336	+ 1.564	9:16:40.010	8 -	1:16.772		9:24:46.301						
3 -	1:18.481	+ 1.709	9:17:58.491	9 -	1:18.069	+ 1.297	9:26:04.370						
4 -	1:39.084	+ 22.312	9:19:37.575	10 -	1:17.422	+ 0.650	9:27:21.792						
5 -	1:17.886	+ 1.114	9:20:55.461	11 -	1:16.984	+ 0.212	9:28:38.776						
6 -	1:17.155	+ 0.383	9:22:12.616	12 -	1:16.888	+ 0.116	9:29:55.664						
25	Nick GROUT						B	Westfield Zetec					
1 -	1:29.583	+ 10.894	9:15:26.669	7 -	1:25.981	+ 7.292	9:23:35.136						
2 -	1:22.682	+ 3.993	9:16:49.351	8 -	1:29.095	+ 10.406	9:25:04.231						
3 -	1:20.122	+ 1.433	9:18:09.473	9 -	1:19.281	+ 0.592	9:26:23.512						
4 -	1:21.340	+ 2.651	9:19:30.813	10 -	1:19.501	+ 0.812	9:27:43.013						
5 -	1:19.019	+ 0.330	9:20:49.832	11 -	1:18.689		9:29:01.702						
6 -	1:19.323	+ 0.634	9:22:09.155										

Castle Combe
Circuit Length = 1.8500 miles
Start: 09:13 End: 09:30


Weather / Track : Bright / Dry

BARC Westfield Sportscar Series
QUALIFYING - RACE 5 - LAP ANALYSIS

26	Chris DAVISON		B Westfield SE				
1 -	1:24.922	+ 9.312	9:15:08.118	6 -	1:15.846	+ 0.236	9:21:30.353
2 -	1:17.505	+ 1.895	9:16:25.623	7 -	1:15.989	+ 0.379	9:22:46.342
3 -	1:16.603	+ 0.993	9:17:42.226	8 -	1:16.033	+ 0.423	9:24:02.375
4 -	1:16.006	+ 0.396	9:18:58.232	9 -	1:15.610		9:25:17.985
5 -	1:16.275	+ 0.665	9:20:14.507	10 -	1:43.246 P	+ 27.636	9:27:01.231
29	Will CHAPPELL		B Westfield SEi Turbo				
1 -	1:29.960	+ 13.105	9:15:08.455	7 -	1:17.488	+ 0.633	9:22:55.410
2 -	1:19.506	+ 2.651	9:16:27.961	8 -	1:17.936	+ 1.081	9:24:13.346
3 -	1:17.647	+ 0.792	9:17:45.608	9 -	1:17.732	+ 0.877	9:25:31.078
4 -	1:18.083	+ 1.228	9:19:03.691	10 -	1:17.477	+ 0.622	9:26:48.555
5 -	1:17.376	+ 0.521	9:20:21.067	11 -	1:17.257	+ 0.402	9:28:05.812
6 -	1:16.855		9:21:37.922	12 -	1:17.221	+ 0.366	9:29:23.033
36	Jon CHAPPELL		B Westfield SEi				
1 -	1:31.989	+ 13.041	9:15:12.371	7 -	1:24.154	+ 5.206	9:23:26.476
2 -	1:23.280	+ 4.332	9:16:35.651	8 -	1:18.948		9:24:45.424
3 -	1:22.298	+ 3.350	9:17:57.949	9 -	1:20.248	+ 1.300	9:26:05.672
4 -	1:25.372	+ 6.424	9:19:23.321	10 -	1:19.002	+ 0.054	9:27:24.674
5 -	1:19.005	+ 0.057	9:20:42.326	11 -	1:19.164	+ 0.216	9:28:43.838
6 -	1:19.996	+ 1.048	9:22:02.322				
71	Martin GARTSIDE		B Westfield SE				
1 -	1:28.692	+ 10.621	9:15:23.604	7 -	1:18.716	+ 0.645	9:23:20.183
2 -	1:21.424	+ 3.353	9:16:45.028	8 -	1:18.416	+ 0.345	9:24:38.599
3 -	1:19.405	+ 1.334	9:18:04.433	9 -	1:19.375	+ 1.304	9:25:57.974
4 -	1:19.486	+ 1.415	9:19:23.919	10 -	1:19.736	+ 1.665	9:27:17.710
5 -	1:18.725	+ 0.654	9:20:42.644	11 -	1:18.591	+ 0.520	9:28:36.301
6 -	1:18.823	+ 0.752	9:22:01.467	12 -	1:18.071		9:29:54.372
99	Roger GREEN		I Westfield Aerorace				
1 -	1:20.637	+ 4.545	9:14:57.837	7 -	1:16.442	+ 0.350	9:22:41.757
2 -	1:16.998	+ 0.906	9:16:14.835	8 -	1:21.123	+ 5.031	9:24:02.880
3 -	1:17.583	+ 1.491	9:17:32.418	9 -	1:16.092		9:25:18.972
4 -	1:17.367	+ 1.275	9:18:49.785	10 -	1:16.408	+ 0.316	9:26:35.380
5 -	1:18.146	+ 2.054	9:20:07.931	11 -	1:16.331	+ 0.239	9:27:51.711
6 -	1:17.384	+ 1.292	9:21:25.315	12 -	1:17.101	+ 1.009	9:29:08.812

BARC Westfield Sportscar Series

RACE 5 - GRID

ROW 7	1:19.338 13 Matthew JONES		
ROW 6		1:18.948 36 Jon CHAPPELL	1:19.311 14 Seamus HARDING
ROW 5	1:18.071 71 Martin GARTSIDE		1:18.689 25 Nick GROUT
ROW 4		1:16.855 29 Will CHAPPELL	1:17.676 3 Brian SMALL
ROW 3	1:16.742 8 Russell SMALL		1:16.772 24 Simon PRYKE
ROW 2		1:16.092 99 Roger GREEN	1:16.708 19 Chris GOULD
ROW 1	1:15.610 26 Chris DAVISON		1:15.772 2 Nick FLOWERS
Pole			
			

Castle Combe
Circuit Length = 1.8500 miles


These results are provisional until the conclusion of any judicial and technical matters.

Clerk of Course :

Timekeeper :

BARC Westfield Sportscar Series

RACE 9 - GRID

ROW 7	1:20.390 13 Matthew JONES		
ROW 6		1:19.019 25 Nick GROUT	1:19.324 14 Seamus HARDING
ROW 5	1:18.504 3 Brian SMALL		1:19.002 36 Jon CHAPPELL
ROW 4		1:17.221 29 Will CHAPPELL	1:18.416 71 Martin GARTSIDE
ROW 3	1:17.133 19 Chris GOULD		1:17.156 8 Russell SMALL
ROW 2		1:16.331 99 Roger GREEN	1:16.888 24 Simon PRYKE
ROW 1	1:15.846 26 Chris DAVISON		1:16.006 2 Nick FLOWERS
Pole			
			

Castle Combe
Circuit Length = 1.8500 miles

These results are provisional until the conclusion of any judicial and technical matters.

Clerk of Course :		Timekeeper :
-------------------	--	--------------

BARC Westfield Sportscar Series
RACE 5 - CLASSIFICATION - AMENDED

POS	NO	CL	NAME	ENTRY	LAPS	TIME	GAP	DIFF	MPH	BEST	ON
1	26	B	Chris DAVISON	Westfield SE	16	20:24.919			86.99	1:15.529	9
2	99	I	Roger GREEN	Westfield Aerorace	16	20:34.109	9.190	9.190	86.34	1:15.947	8
3	24	B	Simon PRYKE	Westfield SEW	16	20:45.122	20.203	11.013	85.58	1:16.619	6
4	14	B	Seamus HARDING	Westfield 1800 Zetec	16	21:10.954	46.035	25.832	83.84	1:18.098	7
5	13	B	Matthew JONES	Westfield SE	16	21:12.112	47.193	1.158	83.76	1:17.434	7
6	36	B	Jon CHAPPELL	Westfield SEi	16	21:21.813	56.894	9.701	83.13	1:17.664	7
7	3	B	Brian SMALL	Westfield SE	16	21:26.918	1:01.999	5.105	82.80	1:18.172	7
NOT CLASSIFIED											
DNF	19	B	Chris GOULD	Westfield SE	15	19:27.398	1 lap	1 lap	85.57	1:16.674	11
DNF	8	C	Russell SMALL	Westfield SE	15	19:28.746	1 lap	1.348	85.47	1:16.527	10
DNF	71	B	Martin GARTSIDE	Westfield SE	12	15:54.361	4 laps	3 laps	83.74	1:17.591	7
DNF	25	B	Nick GROUT	Westfield Zetec	7	9:19.088	9 laps	5 laps	83.38	1:18.295	7
DNF	2	B	Nick FLOWERS	Westfield SE	3	4:21.808	13 laps	4 laps	76.31	1:17.814	2
DQ	29	B	Will CHAPPELL	Westfield SEi Turbo							
FASTEST LAP											
	26	B	Chris DAVISON	Westfield SE	9	1:15.529			88.17 mph	141.90 kph	
	99	I	Roger GREEN	Westfield Aerorace	8	1:15.947			87.69 mph	141.12 kph	
	8	C	Russell SMALL	Westfield SE	10	1:16.527			87.02 mph	140.05 kph	

Car 29 - Excluded from result of race - Contravention of regulation G.80 (m)

Weather / Track : Bright / Dry

These results are provisional until the conclusion of any judicial and technical matters.

Castle Combe
 Circuit Length = 1.8500 miles
 Start: 16:27 End: 16:48

Clerk of Course :		Timekeeper :
-------------------	--	--------------

BARC Westfield Sportscar Series

RACE 5 - LAP CHART

Lap 1			Lap 2			Lap 3			Lap 4			Lap 5		
No	Behind	Laptime	No	Behind	Laptime	No	Behind	Laptime	No	Behind	Laptime	No	Behind	Laptime
99		1:23.086	99		1:16.458	99		1:16.020	26		1:16.805	99		1:16.687
26	0.239	1:23.325	26	0.391	1:16.610	26	0.299	1:15.928	99	0.335	1:17.439	26	0.306	1:17.328
2	0.939	1:24.025	24	2.001	1:17.220	24	4.169	1:18.188	24	4.361	1:17.296	29	4.694	1:17.048
24	1.239	1:24.325	2	2.295	1:17.814	29	4.356	1:17.529	29	4.668	1:17.416	24	4.939	1:17.600
19	1.535	1:24.621	19	2.564	1:17.487	19	4.969	1:18.425	19	5.118	1:17.253	19	5.123	1:17.027
29	1.982	1:25.068	29	2.847	1:17.323	8	8.506	1:18.634	8	8.822	1:17.420	8	8.738	1:16.938
25	3.099	1:26.185	25	5.216	1:18.575	25	9.115	1:19.919	25	10.410	1:18.399	25	12.346	1:18.958
3	3.687	1:26.773	8	5.892	1:18.300	3	9.456	1:19.341	71	10.972	1:18.451	14	13.206	1:18.987
8	4.050	1:27.136	3	6.135	1:18.906	71	9.625	1:18.382	3	11.191	1:18.839	3	13.615	1:19.446
14	4.551	1:27.637	14	6.586	1:18.493	14	9.911	1:19.345	14	11.241	1:18.434	71	14.060	1:20.110
13	4.709	1:27.795	71	7.263	1:18.575	13	13.080	1:19.956	13	14.393	1:18.417	13	15.465	1:18.094
71	5.146	1:28.232	13	9.144	1:20.893	36	13.756	1:20.364	36	15.019	1:18.367	36	16.327	1:18.330
36	6.344	1:29.430	36	9.412	1:19.526	2	26.244	1:39.969 P						

BARC Westfield Sportscar Series

RACE 5 - LAP CHART

Lap 6			Lap 7			Lap 8			Lap 9			Lap 10		
No	Behind	Laptime	No	Behind	Laptime	No	Behind	Laptime	No	Behind	Laptime	No	Behind	Laptime
26		1:15.738	26		1:15.707	26		1:15.559	26		1:15.529	26		1:15.960
99	0.601	1:16.645	99	1.664	1:16.770	99	2.052	1:15.947	99	2.601	1:16.078	99	3.199	1:16.558
24	5.514	1:16.619	24	6.560	1:16.753	29	8.298	1:17.014	29	9.947	1:17.178	24	11.984	1:17.547
29	5.714	1:17.064	29	6.843	1:16.836	24	8.813	1:17.812	24	10.397	1:17.113	29	12.071	1:18.084
19	6.113	1:17.034	19	7.274	1:16.868	19	9.137	1:17.422	19	10.699	1:17.091	19	13.230	1:18.491
8	9.311	1:16.617	8	10.502	1:16.898	8	11.741	1:16.798	8	13.206	1:16.994	8	13.773	1:16.527
25	15.059	1:18.757	25	17.647	1:18.295	3	21.520	1:18.517	14	25.417	1:19.302	14	28.471	1:19.014
14	15.591	1:18.429	14	17.982	1:18.098	14	21.644	1:19.221	13	26.690	1:20.144	13	29.037	1:18.307
3	16.097	1:18.526	71	18.183	1:17.591	71	21.925	1:19.301	71	27.792	1:21.396	71	29.456	1:17.624
71	16.299	1:18.283	3	18.562	1:18.172	13	22.075	1:18.363	36	28.205	1:20.679	36	30.826	1:18.581
13	17.544	1:18.123	13	19.271	1:17.434	36	23.055	1:18.360	3	36.898	1:30.907	3	43.484	1:22.546
36	18.297	1:18.014	36	20.254	1:17.664									

BARC Westfield Sportscar Series

RACE 5 - LAP CHART

Lap 11			Lap 12			Lap 13			Lap 14			Lap 15		
No	Behind	Laptime	No	Behind	Laptime	No	Behind	Laptime	No	Behind	Laptime	No	Behind	Laptime
26		1:15.727	26		1:15.836	26		1:16.240	26		1:16.079	26		1:16.046
99	4.651	1:17.179	99	6.009	1:17.194	99	6.544	1:16.775	99	6.887	1:16.422	99	8.301	1:17.460
24	13.550	1:17.293	24	15.000	1:17.286	24	16.080	1:17.320	24	17.189	1:17.188	29	18.454	1:17.148
29	13.634	1:17.290	29	15.485	1:17.687	29	16.175	1:16.930	29	17.352	1:17.256	24	18.741	1:17.598
19	14.177	1:16.674	19	15.711	1:17.370	19	16.503	1:17.032	19	17.798	1:17.374	19	18.981	1:17.229
8	14.824	1:16.778	8	16.183	1:17.195	8	17.244	1:17.301	8	18.498	1:17.333	8	20.329	1:17.877
14	31.369	1:18.625	14	33.931	1:18.398	14	36.693	1:19.002	13	40.219	1:19.092	13	43.247	1:19.074
13	31.685	1:18.375	71	34.309	1:18.145	13	37.206	1:18.796	14	40.366	1:19.752	14	44.188	1:19.868
71	32.000	1:18.271	13	34.650	1:18.801	36	40.002	1:19.236	36	44.247	1:20.324	36	48.917	1:20.716
36	33.918	1:18.819	36	37.006	1:18.924	3	53.441	1:20.493	3	56.971	1:19.609	3	59.404	1:18.479
3	46.416	1:18.659	3	49.188	1:18.608									

BARC Westfield Sportscar Series
RACE 5 - LAP CHART

Lap 16		
No	Behind	Laptime
26		1:16.502
99	9.190	1:17.391
24	20.203	1:17.964
29	25.084	1:23.132
14	46.035	1:18.349
13	47.193	1:20.448
36	56.894	1:24.479
3	1:01.999	1:19.097

BARC Westfield Sportscar Series

RACE 9 - CLASSIFICATION

POS	NO	CL	NAME	ENTRY	LAPS	TIME	GAP	DIFF	MPH	BEST	ON
1	8	C	Russell SMALL	Westfield SE	13	21:26.847			67.28	1:36.875	7
2	26	B	Chris DAVISON	Westfield SE	13	21:27.435	0.588	0.588	67.25	1:36.822	8
3	99	I	Roger GREEN	Westfield Aerorace	13	22:03.777	36.930	36.342	65.40	1:40.240	12
4	25	B	Nick GROUT	Westfield Zetec	13	22:05.979	39.132	2.202	65.29	1:38.092	9
5	14	B	Seamus HARDING	Westfield 1800 Zetec	13	22:06.152	39.305	0.173	65.28	1:38.911	10
6	2	B	Nick FLOWERS	Westfield SE	13	22:12.469	45.622	6.317	64.97	1:39.739	9
7	13	B	Matthew JONES	Westfield SE	13	22:29.694	1:02.847	17.225	64.14	1:41.641	12
8	24	B	Simon PRYKE	Westfield SEW	13	22:35.852	1:09.005	6.158	63.85	1:38.791	10
9	3	B	Brian SMALL	Westfield SE	13	23:12.054	1:45.207	36.202	62.19	1:41.717	8
10	36	B	Jon CHAPPELL	Westfield SEi	11	21:34.131	2 laps	2 laps	56.60	1:50.430	5

FASTEST LAP

26	B	Chris DAVISON	Westfield SE	8	1:36.822	68.78 mph	110.70 kph
8	C	Russell SMALL	Westfield SE	7	1:36.875	68.74 mph	110.64 kph
99	I	Roger GREEN	Westfield Aerorace	12	1:40.240	66.44 mph	106.92 kph

Weather / Track : Raining / Wet

These results are provisional until the conclusion of any judicial and technical matters.

Castle Combe
Circuit Length = 1.8500 miles
Start: 11:21 End: 11:45

Clerk of Course :		Timekeeper :
-------------------	--	--------------

BARC Westfield Sportscar Series

RACE 9 - LAP CHART

Lap 1			Lap 2			Lap 3			Lap 4			Lap 5		
No	Behind	Laptime	No	Behind	Laptime	No	Behind	Laptime	No	Behind	Laptime	No	Behind	Laptime
26		1:44.758	26		1:39.839	26		1:40.380	26		1:40.231	8		1:37.976
99	1.685	1:46.443	8	2.388	1:40.034	8	0.708	1:38.700	8	0.451	1:39.974	26	0.535	1:38.962
8	2.193	1:46.951	99	3.335	1:41.489	99	3.703	1:40.748	99	4.063	1:40.591	99	7.406	1:41.770
2	4.008	1:48.766	2	6.099	1:41.930	2	9.822	1:44.103	25	12.993	1:40.452	14	16.943	1:40.858
24	4.582	1:49.340	3	10.463	1:43.081	25	12.772	1:42.000	14	14.512	1:40.981	24	18.943	1:40.899
13	6.425	1:51.183	25	11.152	1:42.779	14	13.762	1:42.461	24	16.471	1:41.439	2	23.970	1:43.140
3	7.221	1:51.979	14	11.681	1:44.009	3	14.178	1:44.095	3	18.703	1:44.756	25	24.515	1:49.949
14	7.511	1:52.269	13	13.731	1:47.145	24	15.263	1:41.037	2	19.257	1:49.666	13	25.725	1:43.443
25	8.212	1:52.970	24	14.606	1:49.863	13	17.365	1:44.014	13	20.709	1:43.575	3	38.312	1:58.036
36	26.653	2:11.411	36	38.677	1:51.863	36	50.252	1:51.955	36	1:01.599	1:51.578	36	1:13.602	1:50.430

BARC Westfield Sportscar Series

RACE 9 - LAP CHART

Lap 6			Lap 7			Lap 8			Lap 9			Lap 10		
No	Behind	Laptime	No	Behind	Laptime	No	Behind	Laptime	No	Behind	Laptime	No	Behind	Laptime
8		1:37.411	8		1:36.875	8		1:36.985	8		1:37.815	8		1:38.417
26	1.246	1:38.122	26	2.226	1:37.855	26	2.063	1:36.822	26	1.420	1:37.172	26	0.525	1:37.522
99	11.824	1:41.829	99	17.377	1:42.428	36	1 LAP	2:02.932	99	28.103	1:43.419	99	30.421	1:40.735
24	24.126	1:42.594	24	27.161	1:39.910	99	22.499	1:42.107	24	31.269	1:38.883	24	31.643	1:38.791
14	24.988	1:45.456	14	29.340	1:41.227	24	30.201	1:40.025	25	33.858	1:38.092	25	34.425	1:38.984
2	27.536	1:40.977	25	30.081	1:38.611	14	33.323	1:40.968	14	35.269	1:39.761	14	35.763	1:38.911
25	28.345	1:41.241	2	31.554	1:40.893	25	33.581	1:40.485	2	37.055	1:39.739	2	38.657	1:40.019
13	31.595	1:43.281	13	36.949	1:42.229	2	35.131	1:40.562	36	1 LAP	2:05.242	13	50.032	1:42.867
3	43.471	1:42.570	3	48.366	1:41.770	13	41.733	1:41.769	13	45.582	1:41.664	36	1 LAP	1:59.598
36	1:27.416	1:51.225				3	53.098	1:41.717	3	59.977	1:44.694	3	1:22.870	2:01.310

BARC Westfield Sportscar Series

RACE 9 - LAP CHART

Lap 11			Lap 12			Lap 13		
No	Behind	Laptime	No	Behind	Laptime	No	Behind	Laptime
8		1:38.651	8		1:38.059	8		1:38.999
26	0.470	1:38.596	26	0.606	1:38.195	26	0.588	1:38.981
99	32.734	1:40.964	99	34.915	1:40.240	36	2 LAPS	2:01.937
25	35.522	1:39.748	25	37.517	1:40.054	99	36.930	1:41.014
14	37.006	1:39.894	14	38.189	1:39.242	25	39.132	1:40.614
2	41.512	1:41.506	2	43.942	1:40.489	14	39.305	1:40.115
13	54.365	1:42.984	13	57.947	1:41.641	2	45.622	1:40.679
24	1:05.132	2:12.140	24	1:07.305	1:40.232	13	1:02.847	1:43.899
36	1 LAP	1:55.960	3	1:38.196	1:45.190	24	1:09.005	1:40.699
3	1:31.065	1:46.846				3	1:45.207	1:46.010

Radical UK Cup

QUALIFYING - RACE 2 - CLASSIFICATION

POS	NO	CL	NAME	ENTRY	TIME	ON	LAPS	GAP	DIFF	MPH
1	88	M	WOODWARD / KAISER	Radical SR8	1:01.655	4	16			108.02
2	27	M	Ben JACKSON	Radical SR8	1:02.193	15	16	0.538	0.538	107.08
3	1	M	JOHNSTON / MOSELEY	Radical SR8	1:02.252	8	10	0.597	0.059	106.98
4	14	M	BROMILEY / WHELDON	Radical SR8	1:02.894	4	19	1.239	0.642	105.89
5	20	M	Nick ADCOCK	Radical SR3	1:03.285	16	21	1.630	0.391	105.23
6	61	M	Manhal ALLOS	Radical SR8	1:03.414	6	17	1.759	0.129	105.02
7	6	S	GREENSALL / DAVIES	Radical SR3	1:03.737	20	20	2.082	0.323	104.49
8	19	M	ASHTON / KANE	Radical SR8	1:03.839	14	17	2.184	0.102	104.32
9	42	S	Ross ALLEN	Radical SR3	1:03.913	19	20	2.258	0.074	104.20
10	7	I	WILLIAMS / FREEMAN	Radical PR6	1:04.476	3	16	2.821	0.563	103.29
11	45	S	Colin NOBLE	Radical SR3	1:04.624	15	19	2.969	0.148	103.05
12	18	S	Henry MORGAN	Radical SR3	1:05.447	8	21	3.792	0.823	101.76
13	71	S	ABBOTT / HEWITT	Radical SR3	1:06.377	7	19	4.722	0.930	100.33
14	44	S	COMPTON / BROWN	Radical SR3	1:07.917	19	19	6.262	1.540	98.06
15	28	P	Michael JACKSON	Radical PR6	1:08.835	15	16	7.180	0.918	96.75

Weather / Track : Bright / Dry

These results are provisional until the conclusion of any judicial and technical matters.

Castle Combe
Circuit Length = 1.8500 miles
Start: 09:35 End: 10:02

Clerk of Course :

Timekeeper :

Radical UK Cup

QUALIFYING - RACE 2 - LAP ANALYSIS

1	JOHNSTON / MOSELEY						M	Radical SR8		
1 -	1:31.344	+ 29.092	9:37:33.248	6 -	2:48.555	+ 1:46.303	9:45:09.267			
2 -	1:16.505	+ 14.253	9:38:49.753	7 -	1:05.101	+ 2.849	9:46:14.368			
3 -	1:09.126	+ 6.874	9:39:58.879	8 -	1:02.252		9:47:16.620			
4 -	1:04.964	+ 2.712	9:41:03.843	9 -	1:05.530	+ 3.278	9:48:22.150			
5 -	1:16.869 P	+ 14.617	9:42:20.712	10 -	1:07.177 P	+ 4.925	9:49:29.327			
6	GREENSALL / DAVIES						S	Radical SR3		
1 -	1:23.853	+ 20.116	9:36:39.545	11 -	1:10.798	+ 7.061	9:48:14.240			
2 -	1:14.408	+ 10.671	9:37:53.953	12 -	1:07.058	+ 3.321	9:49:21.298			
3 -	1:10.668	+ 6.931	9:39:04.621	13 -	1:21.008 P	+ 17.271	9:50:42.306			
4 -	1:08.869	+ 5.132	9:40:13.490	14 -	3:25.780	+ 2:22.043	9:54:08.086			
5 -	1:08.922	+ 5.185	9:41:22.412	15 -	1:11.189	+ 7.452	9:55:19.275			
6 -	1:09.791	+ 6.054	9:42:32.203	16 -	1:05.674	+ 1.937	9:56:24.949			
7 -	1:07.845	+ 4.108	9:43:40.048	17 -	1:04.778	+ 1.041	9:57:29.727			
8 -	1:07.512	+ 3.775	9:44:47.560	18 -	1:04.091	+ 0.354	9:58:33.818			
9 -	1:08.235	+ 4.498	9:45:55.795	19 -	1:03.876	+ 0.139	9:59:37.694			
10 -	1:07.647	+ 3.910	9:47:03.442	20 -	1:03.737		10:00:41.431			
7	WILLIAMS / FREEMAN						I	Radical PR6		
1 -	1:21.664	+ 17.188	9:37:03.128	9 -	1:06.779	+ 2.303	9:47:50.567			
2 -	1:07.957	+ 3.481	9:38:11.085	10 -	1:07.057	+ 2.581	9:48:57.624			
3 -	1:04.476		9:39:15.561	11 -	1:06.391	+ 1.915	9:50:04.015			
4 -	1:04.981	+ 0.505	9:40:20.542	12 -	1:05.883	+ 1.407	9:51:09.898			
5 -	1:12.870 P	+ 8.394	9:41:33.412	13 -	1:06.366	+ 1.890	9:52:16.264			
6 -	2:56.028	+ 1:51.552	9:44:29.440	14 -	1:06.280	+ 1.804	9:53:22.544			
7 -	1:07.743	+ 3.267	9:45:37.183	15 -	1:06.225	+ 1.749	9:54:28.769			
8 -	1:06.605	+ 2.129	9:46:43.788	16 -	1:13.417 P	+ 8.941	9:55:42.186			
14	BROMILEY / WHELDON						M	Radical SR8		
1 -	1:12.293	+ 9.399	9:36:57.403	11 -	1:04.495	+ 1.601	9:50:17.296			
2 -	1:04.995	+ 2.101	9:38:02.398	12 -	1:04.343	+ 1.449	9:51:21.639			
3 -	1:03.095	+ 0.201	9:39:05.493	13 -	1:03.992	+ 1.098	9:52:25.631			
4 -	1:02.894		9:40:08.387	14 -	1:03.922	+ 1.028	9:53:29.553			
5 -	1:12.426 P	+ 9.532	9:41:20.813	15 -	1:04.123	+ 1.229	9:54:33.676			
6 -	3:20.839	+ 2:17.945	9:44:41.652	16 -	1:12.992 P	+ 10.098	9:55:46.668			
7 -	1:10.316	+ 7.422	9:45:51.968	17 -	3:14.082	+ 2:11.188	9:59:00.750			
8 -	1:09.676	+ 6.782	9:47:01.644	18 -	1:06.165	+ 3.271	10:00:06.915			
9 -	1:05.785	+ 2.891	9:48:07.429	19 -	1:22.218 P	+ 19.324	10:01:29.133			
10 -	1:05.372	+ 2.478	9:49:12.801							
18	Henry MORGAN						S	Radical SR3		
1 -	1:17.512	+ 12.065	9:37:03.745	12 -	1:05.964	+ 0.517	9:50:56.146			
2 -	1:08.975	+ 3.528	9:38:12.720	13 -	1:08.040	+ 2.593	9:52:04.186			
3 -	1:07.411	+ 1.964	9:39:20.131	14 -	1:06.067	+ 0.620	9:53:10.253			
4 -	1:06.500	+ 1.053	9:40:26.631	15 -	1:06.067	+ 0.620	9:54:16.320			
5 -	1:06.061	+ 0.614	9:41:32.692	16 -	1:05.570	+ 0.123	9:55:21.890			
6 -	1:05.591	+ 0.144	9:42:38.283	17 -	1:06.247	+ 0.800	9:56:28.137			
7 -	1:06.800	+ 1.353	9:43:45.083	18 -	1:06.207	+ 0.760	9:57:34.344			
8 -	1:05.447		9:44:50.530	19 -	1:06.160	+ 0.713	9:58:40.504			
9 -	1:11.531 P	+ 6.084	9:46:02.061	20 -	1:05.746	+ 0.299	9:59:46.250			
10 -	2:41.596	+ 1:36.149	9:48:43.657	21 -	1:05.549	+ 0.102	10:00:51.799			
11 -	1:06.525	+ 1.078	9:49:50.182							
19	ASHTON / KANE						M	Radical SR8		
1 -	1:22.024	+ 18.185	9:37:04.899	10 -	4:01.846	+ 2:58.007	9:53:23.135			
2 -	1:10.510	+ 6.671	9:38:15.409	11 -	1:11.504	+ 7.665	9:54:34.639			
3 -	1:06.414	+ 2.575	9:39:21.823	12 -	1:04.700	+ 0.861	9:55:39.339			
4 -	1:11.238 P	+ 7.399	9:40:33.061	13 -	1:03.920	+ 0.081	9:56:43.259			
5 -	4:19.308	+ 3:15.469	9:44:52.369	14 -	1:03.839		9:57:47.098			
6 -	1:04.816	+ 0.977	9:45:57.185	15 -	1:15.964	+ 12.125	9:59:03.062			
7 -	1:05.086	+ 1.247	9:47:02.271	16 -	1:09.764	+ 5.925	10:00:12.826			
8 -	1:05.781	+ 1.942	9:48:08.052	17 -	1:05.607	+ 1.768	10:01:18.433			
9 -	1:13.237 P	+ 9.398	9:49:21.289							

Castle Combe
Circuit Length = 1.8500 miles
Start: 09:35 End: 10:02

Weather / Track : Bright / Dry

Radical UK Cup

QUALIFYING - RACE 2 - LAP ANALYSIS

20	Nick ADCOCK						M	Radical SR3
1 -	1:13.069	+ 9.784	9:36:39.729	12 -	3:53.641	+ 2:50.356	9:51:27.002	
2 -	1:06.554	+ 3.269	9:37:46.283	13 -	1:04.447	+ 1.162	9:52:31.449	
3 -	1:04.849	+ 1.564	9:38:51.132	14 -	1:05.714	+ 2.429	9:53:37.163	
4 -	1:05.143	+ 1.858	9:39:56.275	15 -	1:03.849	+ 0.564	9:54:41.012	
5 -	1:04.384	+ 1.099	9:41:00.659	16 -	1:03.285		9:55:44.297	
6 -	1:04.102	+ 0.817	9:42:04.761	17 -	1:03.475	+ 0.190	9:56:47.772	
7 -	1:05.251	+ 1.966	9:43:10.012	18 -	1:03.427	+ 0.142	9:57:51.199	
8 -	1:03.782	+ 0.497	9:44:13.794	19 -	1:09.035	+ 5.750	9:59:00.234	
9 -	1:03.788	+ 0.503	9:45:17.582	20 -	1:08.314	+ 5.029	10:00:08.548	
10 -	1:03.871	+ 0.586	9:46:21.453	21 -	1:52.600 P	+ 49.315	10:02:01.148	
11 -	1:11.908 P	+ 8.623	9:47:33.361					
27	Ben JACKSON						M	Radical SR8
1 -	1:13.486	+ 11.293	9:36:47.062	9 -	1:02.517	+ 0.324	9:46:02.454	
2 -	1:05.843	+ 3.650	9:37:52.905	10 -	1:10.912 P	+ 8.719	9:47:13.366	
3 -	1:09.453	+ 7.260	9:39:02.358	11 -	4:12.538	+ 3:10.345	9:51:25.904	
4 -	1:03.667	+ 1.474	9:40:06.025	12 -	1:02.302	+ 0.109	9:52:28.206	
5 -	1:20.076	+ 17.883	9:41:26.101	13 -	1:07.829	+ 5.636	9:53:36.035	
6 -	1:16.903	+ 14.710	9:42:43.004	14 -	1:02.329	+ 0.136	9:54:38.364	
7 -	1:05.911	+ 3.718	9:43:48.915	15 -	1:02.193		9:55:40.557	
8 -	1:11.022	+ 8.829	9:44:59.937	16 -	1:21.351 P	+ 19.158	9:57:01.908	
28	Michael JACKSON						P	Radical PR6
1 -	1:20.174	+ 11.339	9:37:08.466	9 -	2:16.341	+ 1:07.506	9:47:58.570	
2 -	1:13.858	+ 5.023	9:38:22.324	10 -	1:11.029	+ 2.194	9:49:09.599	
3 -	1:11.914	+ 3.079	9:39:34.238	11 -	1:10.123	+ 1.288	9:50:19.722	
4 -	1:12.598	+ 3.763	9:40:46.836	12 -	1:09.761	+ 0.926	9:51:29.483	
5 -	1:13.332	+ 4.497	9:42:00.168	13 -	1:09.137	+ 0.302	9:52:38.620	
6 -	1:11.478	+ 2.643	9:43:11.646	14 -	1:09.332	+ 0.497	9:53:47.952	
7 -	1:11.490	+ 2.655	9:44:23.136	15 -	1:08.835		9:54:56.787	
8 -	1:19.093 P	+ 10.258	9:45:42.229	16 -	1:23.263 P	+ 14.428	9:56:20.050	
42	Ross ALLEN						S	Radical SR3
1 -	1:21.161	+ 17.248	9:36:35.064	11 -	1:04.715	+ 0.802	9:47:44.221	
2 -	1:11.819	+ 7.906	9:37:46.883	12 -	1:15.804 P	+ 11.891	9:49:00.025	
3 -	1:07.877	+ 3.964	9:38:54.760	13 -	3:56.403	+ 2:52.490	9:52:56.428	
4 -	1:08.702	+ 4.789	9:40:03.462	14 -	1:06.366	+ 2.453	9:54:02.794	
5 -	1:07.131	+ 3.218	9:41:10.593	15 -	1:04.606	+ 0.693	9:55:07.400	
6 -	1:05.560	+ 1.647	9:42:16.153	16 -	1:04.292	+ 0.379	9:56:11.692	
7 -	1:05.376	+ 1.463	9:43:21.529	17 -	1:04.130	+ 0.217	9:57:15.822	
8 -	1:05.858	+ 1.945	9:44:27.387	18 -	1:04.033	+ 0.120	9:58:19.855	
9 -	1:06.606	+ 2.693	9:45:33.993	19 -	1:03.913		9:59:23.768	
10 -	1:05.513	+ 1.600	9:46:39.506	20 -	1:18.591 P	+ 14.678	10:00:42.359	
44	COMPTON / BROWN						S	Radical SR3
1 -	1:28.446	+ 20.529	9:37:32.475	11 -	2:46.179	+ 1:38.262	9:51:39.148	
2 -	1:16.013	+ 8.096	9:38:48.488	12 -	1:11.963	+ 4.046	9:52:51.111	
3 -	1:16.854	+ 8.937	9:40:05.342	13 -	1:12.510	+ 4.593	9:54:03.621	
4 -	1:15.107	+ 7.190	9:41:20.449	14 -	1:10.133	+ 2.216	9:55:13.754	
5 -	1:14.586	+ 6.669	9:42:35.035	15 -	1:08.588	+ 0.671	9:56:22.342	
6 -	1:15.011	+ 7.094	9:43:50.046	16 -	1:09.376	+ 1.459	9:57:31.718	
7 -	1:14.313	+ 6.396	9:45:04.359	17 -	1:09.793	+ 1.876	9:58:41.511	
8 -	1:13.581	+ 5.664	9:46:17.940	18 -	1:08.089	+ 0.172	9:59:49.600	
9 -	1:13.449	+ 5.532	9:47:31.389	19 -	1:07.917		10:00:57.517	
10 -	1:21.580 P	+ 13.663	9:48:52.969					
45	Colin NOBLE						S	Radical SR3
1 -	1:13.700	+ 9.076	9:36:42.613	11 -	1:05.834	+ 1.210	9:47:45.833	
2 -	1:08.545	+ 3.921	9:37:51.158	12 -	1:15.221 P	+ 10.597	9:49:01.054	
3 -	1:05.946	+ 1.322	9:38:57.104	13 -	3:18.634	+ 2:14.010	9:52:19.688	
4 -	1:06.521	+ 1.897	9:40:03.625	14 -	1:05.400	+ 0.776	9:53:25.088	
5 -	1:06.395	+ 1.771	9:41:10.020	15 -	1:04.624		9:54:29.712	
6 -	1:05.507	+ 0.883	9:42:15.527	16 -	1:06.203	+ 1.579	9:55:35.915	

Castle Combe
Circuit Length = 1.8500 miles
Start: 09:35 End: 10:02

Weather / Track : Bright / Dry


Radical UK Cup

QUALIFYING - RACE 2 - LAP ANALYSIS

7 -	1:05.512	+ 0.888	9:43:21.039	17 -	1:04.887	+ 0.263	9:56:40.802
8 -	1:05.837	+ 1.213	9:44:26.876	18 -	1:05.104	+ 0.480	9:57:45.906
9 -	1:06.406	+ 1.782	9:45:33.282	19 -	1:14.949 P	+ 10.325	9:59:00.855
10 -	1:06.717	+ 2.093	9:46:39.999				
61	Manhal ALLOS M Radical SR8						
1 -	1:15.725	+ 12.311	9:36:46.856	10 -	1:24.565	+ 21.151	9:47:02.114
2 -	1:07.434	+ 4.020	9:37:54.290	11 -	1:26.454 P	+ 23.040	9:48:28.568
3 -	1:08.860	+ 5.446	9:39:03.150	12 -	4:20.617	+ 3:17.203	9:52:49.185
4 -	1:03.998	+ 0.584	9:40:07.148	13 -	1:12.094	+ 8.680	9:54:01.279
5 -	1:11.127	+ 7.713	9:41:18.275	14 -	1:11.855	+ 8.441	9:55:13.134
6 -	1:03.414		9:42:21.689	15 -	1:14.729 P	+ 11.315	9:56:27.863
7 -	1:07.430	+ 4.016	9:43:29.119	16 -	3:04.547	+ 2:01.133	9:59:32.410
8 -	1:04.588	+ 1.174	9:44:33.707	17 -	1:05.288	+ 1.874	10:00:37.698
9 -	1:03.842	+ 0.428	9:45:37.549				
71	ABBOTT / HEWITT S Radical SR3						
1 -	1:22.267	+ 15.890	9:37:02.047	11 -	1:09.324	+ 2.947	9:52:04.656
2 -	1:36.347 P	+ 29.970	9:38:38.394	12 -	1:08.146	+ 1.769	9:53:12.802
3 -	2:57.882	+ 1:51.505	9:41:36.276	13 -	1:07.348	+ 0.971	9:54:20.150
4 -	1:08.243	+ 1.866	9:42:44.519	14 -	1:07.718	+ 1.341	9:55:27.868
5 -	1:07.537	+ 1.160	9:43:52.056	15 -	1:07.306	+ 0.929	9:56:35.174
6 -	1:09.406	+ 3.029	9:45:01.462	16 -	1:07.270	+ 0.893	9:57:42.444
7 -	1:06.377		9:46:07.839	17 -	1:06.767	+ 0.390	9:58:49.211
8 -	1:12.854 P	+ 6.477	9:47:20.693	18 -	1:06.972	+ 0.595	9:59:56.183
9 -	2:26.321	+ 1:19.944	9:49:47.014	19 -	1:06.561	+ 0.184	10:01:02.744
10 -	1:08.318	+ 1.941	9:50:55.332				
88	WOODWARD / KAISER M Radical SR8						
1 -	1:19.469	+ 17.814	9:36:56.006	9 -	1:02.735	+ 1.080	9:48:02.012
2 -	1:10.355	+ 8.700	9:38:06.361	10 -	1:03.618	+ 1.963	9:49:05.630
3 -	1:02.682	+ 1.027	9:39:09.043	11 -	1:03.131	+ 1.476	9:50:08.761
4 -	1:01.655		9:40:10.698	12 -	1:03.230	+ 1.575	9:51:11.991
5 -	1:06.208	+ 4.553	9:41:16.906	13 -	1:14.745 P	+ 13.090	9:52:26.736
6 -	1:11.805 P	+ 10.150	9:42:28.711	14 -	3:37.721	+ 2:36.066	9:56:04.457
7 -	3:25.994	+ 2:24.339	9:45:54.705	15 -	1:16.481	+ 14.826	9:57:20.938
8 -	1:04.572	+ 2.917	9:46:59.277	16 -	1:23.978 P	+ 22.323	9:58:44.916

Radical UK Cup

RACE 2 - GRID

ROW 8	1:08.835 28 Michael JACKSON	
ROW 7	1:07.058 6 GREENSALL / DAVIES	1:07.917 44 COMPTON / BROWN
ROW 6	1:05.447 18 Henry MORGAN	1:06.377 71 ABBOTT / HEWITT
ROW 5	1:04.476 7 WILLIAMS / FREEMAN	1:04.624 45 Colin NOBLE
ROW 4	1:03.913 42 Ross ALLEN	1:03.922 14 BROMILEY / WHELDON
ROW 3	1:03.414 61 Manhal ALLOS	1:03.839 19 ASHTON / KANE
ROW 2	1:02.735 88 WOODWARD / KAISER	1:03.285 20 Nick ADCOCK
ROW 1	1:02.193 27 Ben JACKSON	1:02.252 1 JOHNSTON / MOSELEY
Pole		
		

Castle Combe
Circuit Length = 1.8500 miles

These results are provisional until the conclusion of any judicial and technical matters.

Clerk of Course :

Timekeeper :

Radical UK Cup

RACE 2 - CLASSIFICATION

POS	NO	CL	NAME	ENTRY	LAPS	TIME	GAP	DIFF	MPH	BEST	ON
1	1	M	JOHNSTON / MOSELEY	Radical SR8	68	1:16:06.902			99.16	1:02.482	39
2	19	M	ASHTON / KANE	Radical SR8	68	1:16:41.664	34.762	34.762	98.41	1:04.382	51
3	7	I	WILLIAMS / FREEMAN	Radical PR6	67	1:17:12.241	1 lap	1 lap	96.32	1:04.746	9
4	61	M	Manhal ALLOS	Radical SR8	65	1:16:53.538	3 laps	2 laps	93.83	1:04.173	4
5	14	M	BROMILEY / WHELDON	Radical SR8	62	1:13:11.750	6 laps	3 laps	94.02	1:04.096	3
6	71	S	ABBOTT / HEWITT	Radical SR3	62	1:16:56.302	6 laps	3:44.552	89.44	1:06.261	20
7	44	S	COMPTON / BROWN	Radical SR3	59	1:12:02.153	9 laps	3 laps	90.91	1:08.439	3
8	18	S	MORGAN / LOUGHRAN	Radical SR3	54	1:17:16.978	14 laps	5 laps	77.55	1:05.116	9
9	28	P	Michael JACKSON	Radical PR6	33	39:06.303	35 laps	21 laps	93.67	1:08.734	33

NOT CLASSIFIED

DNC	27	M	Ben JACKSON	Radical SR8	39	42:53.439	29 laps	0.000	100.93	1:02.820	2
DNC	45	S	Colin NOBLE	Radical SR3	29	36:15.112	39 laps	10 laps	88.79	1:04.861	7
DNC	6	S	GREENSALL / DAVIES	Radical SR3	14	16:21.997	54 laps	15 laps	94.94	1:06.850	6
DNC	20	M	Nick ADCOCK	Radical SR3	13	15:33.388	55 laps	1 lap	92.75	1:04.345	4
DNC	88	M	WOODWARD / KAISER	Radical SR8	9	9:38.871	59 laps	4 laps	103.54	1:03.301	3

FASTEST LAP

1	M	JOHNSTON / MOSELEY	Radical SR8	39	1:02.482	106.59 mph	171.54 kph
7	I	WILLIAMS / FREEMAN	Radical PR6	9	1:04.746	102.86 mph	165.54 kph
45	S	Colin NOBLE	Radical SR3	7	1:04.861	102.68 mph	165.24 kph
28	P	Michael JACKSON	Radical PR6	33	1:08.734	96.89 mph	155.93 kph

Weather / Track : Bright / Dry

These results are provisional until the conclusion of any judicial and technical matters.

Castle Combe
Circuit Length = 1.8500 miles
Start: 13:43 End: 15:01

Clerk of Course :

Timekeeper :

Radical UK Cup

RACE 2 - LAP CHART

Lap 1			Lap 2			Lap 3			Lap 4			Lap 5		
No	Behind	Laptime	No	Behind	Laptime	No	Behind	Laptime	No	Behind	Laptime	No	Behind	Laptime
1		1:05.634	1		1:02.764	1		1:03.128	1		1:03.291	1		1:02.555
27	0.509	1:06.143	27	0.565	1:02.820	27	0.595	1:03.158	27	0.458	1:03.154	27	1.222	1:03.319
14	1.203	1:06.837	14	2.787	1:04.348	14	3.755	1:04.096	14	4.805	1:04.341	14	6.620	1:04.370
20	2.238	1:07.872	20	4.421	1:04.947	88	4.960	1:03.301	88	5.164	1:03.495	88	7.246	1:04.637
88	3.203	1:08.837	88	4.787	1:04.348	20	6.441	1:05.148	20	7.495	1:04.345	20	9.473	1:04.533
61	3.508	1:09.142	61	5.685	1:04.941	61	7.136	1:04.579	61	8.018	1:04.173	61	10.099	1:04.636
19	4.586	1:10.220	19	7.816	1:05.994	19	10.082	1:05.394	19	11.931	1:05.140	19	14.458	1:05.082
7	5.077	1:10.711	7	8.113	1:05.800	7	10.508	1:05.523	7	12.491	1:05.274	7	15.406	1:05.470
45	5.860	1:11.494	45	8.891	1:05.795	45	11.450	1:05.687	45	13.927	1:05.768	45	16.587	1:05.215
18	6.093	1:11.727	18	9.807	1:06.478	18	12.331	1:05.652	18	14.678	1:05.638	18	17.943	1:05.820
6	7.479	1:13.113	6	12.836	1:08.121	6	17.836	1:08.128	6	21.834	1:07.289	6	26.537	1:07.258
71	7.798	1:13.432	71	13.022	1:07.988	71	18.335	1:08.441	71	22.225	1:07.181	71	26.807	1:07.137
44	8.515	1:14.149	44	14.903	1:09.152	44	20.214	1:08.439	44	25.456	1:08.533	44	31.818	1:08.917
28	10.127	1:15.761	28	17.460	1:10.097	28	24.781	1:10.449	28	31.958	1:10.468	28	40.177	1:10.774

Radical UK Cup

RACE 2 - LAP CHART

Lap 6			Lap 7			Lap 8			Lap 9			Lap 10		
No	Behind	Laptime	No	Behind	Laptime	No	Behind	Laptime	No	Behind	Laptime	No	Behind	Laptime
1		1:03.127	1		1:03.159	1		1:03.220	1		1:03.292	1		1:03.449
27	1.344	1:03.249	27	1.302	1:03.117	27	1.328	1:03.246	27	1.530	1:03.494	27	1.678	1:03.597
88	8.020	1:03.901	88	8.292	1:03.431	88	8.481	1:03.409	88	8.701	1:03.512	28	1 LAP	1:12.114
14	8.653	1:05.160	14	11.046	1:05.552	14	12.181	1:04.355	14	13.249	1:04.360	14	17.852	1:08.052
61	11.353	1:04.381	61	12.737	1:04.543	61	13.778	1:04.261	61	15.006	1:04.520	20	23.331	1:09.885
20	12.443	1:06.097	20	14.137	1:04.853	20	15.456	1:04.539	20	16.895	1:04.731	19	26.127	1:05.987
19	16.396	1:05.065	19	19.400	1:06.163	19	21.501	1:05.321	19	23.589	1:05.380	7	26.821	1:05.722
7	17.657	1:05.378	7	19.867	1:05.369	7	23.094	1:06.447	7	24.548	1:04.746	45	30.489	1:08.507
45	18.758	1:05.298	45	20.460	1:04.861	45	23.347	1:06.107	45	25.431	1:05.376	18	30.843	1:07.759
18	20.169	1:05.353	18	22.700	1:05.690	18	24.709	1:05.229	18	26.533	1:05.116	6	47.534	1:08.763
6	30.260	1:06.850	6	34.419	1:07.318	6	38.354	1:07.155	6	42.220	1:07.158	71	47.738	1:08.640
71	30.773	1:07.093	71	34.685	1:07.071	71	38.707	1:07.242	71	42.547	1:07.132	61	54.659	1:43.102
44	37.915	1:09.224	44	43.465	1:08.709	44	49.149	1:08.904	44	54.684	1:08.827	44	1:04.366	1:13.131
28	47.538	1:10.488	28	55.243	1:10.864	28	1:03.131	1:11.108						

Radical UK Cup

RACE 2 - LAP CHART

Lap 11			Lap 12			Lap 13			Lap 14			Lap 15		
No	Behind	Laptime	No	Behind	Laptime	No	Behind	Laptime	No	Behind	Laptime	No	Behind	Laptime
1		1:05.600	1		1:05.660	1		1:04.393	1		1:04.958	27		1:05.307
27	2.042	1:05.964	27	1.277	1:04.895	27	0.767	1:03.883	27	0.517	1:04.708	1	0.637	1:06.461
28	1 LAP	1:13.253	44	1 LAP	1:15.267	44	1 LAP	1:10.865	14	20.030	1:05.448	14	19.423	1:05.217
14	18.247	1:05.995	14	19.034	1:06.447	14	19.540	1:04.899	44	1 LAP	1:13.189	6	1 LAP	1:35.074 P
20	24.324	1:06.593	28	1 LAP	1:12.824	28	1 LAP	1:11.447	19	34.844	1:06.593	44	1 LAP	1:10.228
7	27.569	1:06.348	20	25.084	1:06.420	7	32.267	1:08.407	18	35.251	1:06.678	19	34.429	1:05.409
19	28.534	1:08.007	7	28.253	1:06.344	19	33.209	1:08.396	7	37.027	1:09.718	18	34.694	1:05.267
45	31.355	1:06.466	19	29.206	1:06.332	45	33.386	1:06.306	45	37.913	1:09.485	7	36.767	1:05.564
18	31.652	1:06.409	45	31.473	1:05.778	18	33.531	1:06.028	20	1 LAP	2:23.425 P	45	37.086	1:04.997
71	49.558	1:07.420	18	31.896	1:05.904	71	52.599	1:06.669	28	1 LAP	1:14.114	28	1 LAP	1:11.814
6	50.905	1:08.971	71	50.323	1:06.425	6	57.651	1:08.660	71	54.220	1:06.579	71	55.003	1:06.607
61	56.293	1:07.234	6	53.384	1:08.139	61	1:01.984	1:09.205	61	1:04.641	1:07.615			
			61	57.172	1:06.539									

Radical UK Cup

RACE 2 - LAP CHART

Lap 16			Lap 17			Lap 18			Lap 19			Lap 20		
No	Behind	Laptime	No	Behind	Laptime	No	Behind	Laptime	No	Behind	Laptime	No	Behind	Laptime
27		1:04.169	27		1:03.660	27		1:03.759	27		1:04.528	27		1:03.633
1	1.487	1:05.019	1	2.019	1:04.192	1	2.576	1:04.316	71	1 LAP	1:09.292	1	4.132	1:04.963
61	1 LAP	1:07.427	61	1 LAP	1:04.782	61	1 LAP	1:05.998	1	2.802	1:04.754	71	1 LAP	1:08.028
14	20.494	1:05.240	14	22.106	1:05.272	14	23.106	1:04.759	28	2 LAPS	1:12.308	61	1 LAP	1:06.260
44	1 LAP	1:09.994	18	40.468	1:07.120	18	42.241	1:05.532	61	1 LAP	1:05.049	28	2 LAPS	1:11.313
19	36.846	1:06.586	7	41.386	1:06.590	7	43.294	1:05.667	14	23.697	1:05.119	14	25.149	1:05.085
18	37.008	1:06.483	45	42.043	1:06.945	45	43.577	1:05.293	18	43.213	1:05.500	18	45.013	1:05.433
7	38.456	1:05.858	19	42.569	1:09.383	19	44.822	1:06.012	7	44.216	1:05.450	7	45.992	1:05.409
45	38.758	1:05.841	44	1 LAP	1:13.928	44	1 LAP	1:09.301	45	44.724	1:05.675	45	46.376	1:05.285
28	1 LAP	1:11.133	28	1 LAP	1:11.386				19	45.820	1:05.526	19	47.949	1:05.762
71	57.238	1:06.404	71	1:00.386	1:06.808				44	1 LAP	1:09.859	44	1 LAP	1:10.095

Radical UK Cup

RACE 2 - LAP CHART

Lap 21			Lap 22			Lap 23			Lap 24			Lap 25		
No	Behind	Laptime	No	Behind	Laptime	No	Behind	Laptime	No	Behind	Laptime	No	Behind	Laptime
27		1:03.809	27		1:04.219	27		1:03.601	27		1:03.751	27		1:03.933
1	4.610	1:04.287	44	2 LAPS	1:11.598	1	5.943	1:04.525	1	7.825	1:05.633	71	2 LAPS	1:50.140
71	1 LAP	1:06.261	1	5.019	1:04.628	44	2 LAPS	1:11.294	61	1 LAP	1:05.998	1	8.769	1:04.877
61	1 LAP	1:05.020	61	1 LAP	1:05.555	61	1 LAP	1:05.430	44	2 LAPS	1:09.740	61	1 LAP	1:05.765
28	2 LAPS	1:10.706	71	1 LAP	1:07.392	71	1 LAP	1:13.750 P	14	30.365	1:05.025	44	2 LAPS	1:10.043
14	26.346	1:05.006	28	2 LAPS	1:10.464	14	29.091	1:05.356	28	2 LAPS	1:09.912	14	32.015	1:05.583
18	46.941	1:05.737	14	27.336	1:05.209	28	2 LAPS	1:10.886	18	51.803	1:05.514	28	2 LAPS	1:10.403
45	47.893	1:05.326	18	48.146	1:05.424	18	50.040	1:05.495	45	53.011	1:06.423	18	53.435	1:05.565
7	49.151	1:06.968	45	48.774	1:05.100	45	50.339	1:05.166	19	55.103	1:05.652	45	53.960	1:04.882
19	49.713	1:05.573	19	51.292	1:05.798	19	53.202	1:05.511	7	55.961	1:05.865	19	57.051	1:05.881
			7	51.854	1:06.922	7	53.847	1:05.594				7	58.063	1:06.035

Radical UK Cup

RACE 2 - LAP CHART

Lap 26			Lap 27			Lap 28			Lap 29			Lap 30		
No	Behind	Laptime	No	Behind	Laptime	No	Behind	Laptime	No	Behind	Laptime	No	Behind	Laptime
27		1:05.178	27		1:03.848	27		1:03.871	27		1:04.267	27		1:04.492
71	2 LAPS	1:06.922	71	2 LAPS	1:07.136	1	10.503	1:04.748	1	10.707	1:04.471	7	1 LAP	1:06.798
1	8.912	1:05.321	1	9.626	1:04.562	71	2 LAPS	1:07.585	71	2 LAPS	1:06.653	28	3 LAPS	1:10.591
61	1 LAP	1:05.905	61	1 LAP	1:07.099	61	1 LAP	1:07.185	61	1 LAP	1:06.664	1	11.170	1:04.955
44	2 LAPS	1:09.753	44	2 LAPS	1:09.680	44	2 LAPS	1:09.395	44	2 LAPS	1:09.650	71	2 LAPS	1:06.491
14	43.256	1:16.419	14	45.208	1:05.800	14	46.807	1:05.470	14	48.360	1:05.820	61	1 LAP	1:17.497 P
28	2 LAPS	1:10.777	18	56.277	1:06.126	18	58.675	1:06.269	18	1:00.239	1:05.831	14	49.211	1:05.343
18	53.999	1:05.742	28	2 LAPS	1:10.665	7	1:03.602	1:06.278				44	2 LAPS	1:10.779
45	54.631	1:05.849	7	1:01.195	1:05.537	28	2 LAPS	1:10.530				19	2 LAPS	3:01.729
19	57.424	1:05.551	45	1:02.183	1:11.400 P							18	1:01.967	1:06.220
7	59.506	1:06.621	19	1:03.239	1:09.663 P									

Radical UK Cup

RACE 2 - LAP CHART

Lap 31			Lap 32			Lap 33			Lap 34			Lap 35		
No	Behind	Laptime	No	Behind	Laptime	No	Behind	Laptime	No	Behind	Laptime	No	Behind	Laptime
27		1:04.053	27		1:04.278	27		1:04.452	27		1:04.185	27		1:03.741
7	1 LAP	1:05.334	18	1 LAP	1:07.214	18	1 LAP	1:05.788	18	1 LAP	1:06.488	18	1 LAP	1:05.792
28	3 LAPS	1:10.107	7	1 LAP	1:05.756	7	1 LAP	1:05.498	7	1 LAP	1:06.339	7	1 LAP	1:05.490
1	12.095	1:04.978	1	12.268	1:04.451	1	16.128	1:08.312 P	44	3 LAPS	1:14.807	44	3 LAPS	1:18.867 P
71	2 LAPS	1:06.263	28	3 LAPS	1:11.167	28	3 LAPS	1:11.160	14	2 LAPS	2:46.831	14	2 LAPS	1:05.469
14	52.696	1:07.538 P	71	2 LAPS	1:07.478	71	2 LAPS	1:07.547	28	3 LAPS	1:09.581	28	3 LAPS	1:08.905
19	2 LAPS	1:05.543	45	4 LAPS	5:06.780	19	2 LAPS	1:05.294	71	2 LAPS	1:09.609	71	2 LAPS	1:09.040
44	2 LAPS	1:10.266	19	2 LAPS	1:05.079	45	4 LAPS	1:18.007 P	19	2 LAPS	1:04.876	61	5 LAPS	5:18.493
			44	2 LAPS	1:10.557							19	2 LAPS	1:05.085

Radical UK Cup

RACE 2 - LAP CHART

Lap 36			Lap 37			Lap 38			Lap 39			Lap 40		
No	Behind	Laptime	No	Behind	Laptime	No	Behind	Laptime	No	Behind	Laptime	No	Behind	Laptime
27		1:05.553 P	27		2:18.005	27		1:03.924	27		1:04.476	18		1:09.099
1	2 LAPS	2:59.556	18	1.754	1:06.838	18	3.729	1:05.899	18	6.554	1:07.301	44	4 LAPS	1:13.136
18	1 LAP	1:06.054	14	1 LAP	1:05.177	7	2 LAPS	3:24.356	44	4 LAPS	1:14.535	7	2 LAPS	1:06.042
7	1 LAP	1:10.953 P	61	4 LAPS	1:07.367	14	1 LAP	1:05.133	7	2 LAPS	1:05.920	14	1 LAP	1:05.182
14	2 LAPS	1:05.374	19	1 LAP	1:05.273	61	4 LAPS	1:06.004	14	1 LAP	1:05.405	61	4 LAPS	1:05.836
28	3 LAPS	1:08.734	1	54.974	1:04.787	19	1 LAP	1:04.948	61	4 LAPS	1:07.103	1	39.685	1:03.129
61	5 LAPS	1:07.608	44	3 LAPS	1:14.774	1	54.203	1:03.153	19	1 LAP	1:04.536	19	1 LAP	1:05.590
71	2 LAPS	1:09.015							1	52.209	1:02.482	71	3 LAPS	1:10.051
19	2 LAPS	1:05.143							71	3 LAPS	3:28.098 P			
1	1 LAP	1:02.989												
18	1:12.921	1:05.880												
14	1 LAP	1:05.899												
61	4 LAPS	1:06.841												
71	1 LAP	1:15.772 P												

Radical UK Cup

RACE 2 - LAP CHART

Lap 41			Lap 42			Lap 43			Lap 44			Lap 45		
No	Behind	Laptime	No	Behind	Laptime	No	Behind	Laptime	No	Behind	Laptime	No	Behind	Laptime
18		1:12.253 P	1		1:06.459 P	1		1:44.290	1		1:03.771	1		1:03.472
7	2 LAPS	1:06.133	71	3 LAPS	1:07.648	14	0.414	1:05.883	14	1.640	1:04.997	14	2.669	1:04.501
14	1 LAP	1:05.606	7	1 LAP	1:07.467	7	1 LAP	1:09.176	7	1 LAP	1:07.512	7	1 LAP	1:07.608
44	4 LAPS	1:14.172	14	38.821	1:06.699	61	3 LAPS	1:05.016	61	3 LAPS	1:05.928	61	3 LAPS	1:06.306
61	4 LAPS	1:05.151	61	3 LAPS	1:05.906	19	24.624	1:05.189	19	25.568	1:04.715	19	26.773	1:04.677
1	32.550	1:05.118	44	3 LAPS	1:13.260	44	3 LAPS	1:13.224	44	3 LAPS	1:12.350	44	3 LAPS	1:12.113
19	1 LAP	1:04.992	19	1:03.725	1:04.720	71	2 LAPS	1:07.058	71	2 LAPS	1:07.502	71	2 LAPS	1:07.542
71	3 LAPS	1:07.765	71	2 LAPS	1:06.907									
7	1 LAP	1:07.150												
14	1:11.131	1:04.879												
44	3 LAPS	1:13.242												
61	3 LAPS	1:05.049												
19	1:38.014	1:04.850												

Radical UK Cup

RACE 2 - LAP CHART

Lap 46			Lap 47			Lap 48			Lap 49			Lap 50		
No	Behind	Laptime	No	Behind	Laptime	No	Behind	Laptime	No	Behind	Laptime	No	Behind	Laptime
1		1:03.066	1		1:03.279	1		1:02.496	1		1:05.727	1		1:03.570
14	5.274	1:05.671	14	7.568	1:05.573	71	3 LAPS	1:08.317	44	4 LAPS	1:11.839	71	3 LAPS	1:08.087
7	1 LAP	1:06.877	7	1 LAP	1:06.475	14	10.289	1:05.217	71	3 LAPS	1:08.964	14	11.662	1:05.484
61	3 LAPS	1:05.845	61	3 LAPS	1:07.579	7	1 LAP	1:06.100	14	9.748	1:05.186	44	4 LAPS	1:12.470
19	28.307	1:04.600	19	29.828	1:04.800	61	3 LAPS	1:07.775	7	1 LAP	1:05.391	7	1 LAP	1:05.295
44	3 LAPS	1:11.699	44	3 LAPS	1:12.001	19	33.852	1:06.520	19	33.068	1:04.943	19	34.302	1:04.804
71	2 LAPS	1:07.659							61	3 LAPS	1:06.157	61	3 LAPS	1:05.982

Radical UK Cup

RACE 2 - LAP CHART

Lap 51			Lap 52			Lap 53			Lap 54			Lap 55		
No	Behind	Laptime	No	Behind	Laptime	No	Behind	Laptime	No	Behind	Laptime	No	Behind	Laptime
1		1:02.629	1		1:03.255	1		1:02.794	1		1:03.729	1		1:03.979
71	3 LAPS	1:07.607	14	17.024	1:06.158	14	24.150	1:09.920	71	3 LAPS	1:09.184	71	3 LAPS	1:08.128
14	14.121	1:05.088	71	3 LAPS	1:08.753	71	3 LAPS	1:09.091	7	1 LAP	1:05.470	7	1 LAP	1:05.417
44	4 LAPS	1:11.918	7	1 LAP	1:06.286	7	1 LAP	1:05.291	14	34.268	1:13.847	19	41.115	1:04.537
7	1 LAP	1:05.662	44	4 LAPS	1:11.578	44	4 LAPS	1:11.648	19	40.557	1:04.661	14	48.091	1:17.802
19	36.055	1:04.382	19	37.685	1:04.885	19	39.625	1:04.734	44	4 LAPS	1:11.320	61	3 LAPS	1:06.324
61	3 LAPS	1:07.193	61	3 LAPS	1:05.430	61	3 LAPS	1:05.283	61	3 LAPS	1:05.707	44	4 LAPS	1:11.865
						18	11 LAPS	14:49.371	18	11 LAPS	1:10.047			

Radical UK Cup

RACE 2 - LAP CHART

Lap 56			Lap 57			Lap 58			Lap 59			Lap 60		
No	Behind	Laptime	No	Behind	Laptime	No	Behind	Laptime	No	Behind	Laptime	No	Behind	Laptime
1		1:05.009	1		1:05.174	1		1:09.420	1		1:07.380	1		1:05.853
18	12 LAPS	1:11.013	18	12 LAPS	1:16.169 P	14	1 LAP	1:18.163	44	5 LAPS	1:12.365	44	5 LAPS	1:10.992
7	1 LAP	1:08.325	19	41.524	1:05.424	19	37.208	1:05.104	71	4 LAPS	1:37.934 P	19	35.218	1:05.717
19	41.274	1:05.168	7	1 LAP	1:08.777	7	1 LAP	1:08.273	14	1 LAP	1:20.983	7	1 LAP	1:08.992
71	3 LAPS	1:12.224	71	3 LAPS	1:08.315	18	12 LAPS	1:41.425	19	35.354	1:05.526	61	3 LAPS	1:04.690
61	3 LAPS	1:05.866	61	3 LAPS	1:05.273	61	3 LAPS	1:05.355	7	1 LAP	1:06.976	14	1 LAP	1:39.010 P
44	4 LAPS	1:11.970	44	4 LAPS	1:11.390				61	3 LAPS	1:05.532	18	12 LAPS	1:20.520
14	1:03.169	1:20.087							18	12 LAPS	1:12.446			

Radical UK Cup

RACE 2 - LAP CHART

Lap 61			Lap 62			Lap 63			Lap 64			Lap 65		
No	Behind	Laptime	No	Behind	Laptime	No	Behind	Laptime	No	Behind	Laptime	No	Behind	Laptime
1		1:08.028	1		1:07.786	1		1:08.513	1		1:08.390	1		1:06.784
44	5 LAPS	1:11.832	18	13 LAPS	1:19.979	44	5 LAPS	1:12.041	14	3 LAPS	1:24.318	18	14 LAPS	1:50.158
19	34.293	1:07.103	44	5 LAPS	1:11.347	18	13 LAPS	1:30.712 P	19	28.504	1:06.319	19	29.083	1:07.363
61	3 LAPS	1:05.524	19	32.786	1:06.279	19	30.575	1:06.302	44	5 LAPS	1:19.520	61	3 LAPS	1:05.725
7	1 LAP	1:08.282	61	3 LAPS	1:05.104	61	3 LAPS	1:04.665	61	3 LAPS	1:04.838	14	3 LAPS	1:35.224
			7	1 LAP	1:08.007	7	1 LAP	1:08.382	7	1 LAP	1:09.614	7	1 LAP	1:12.645
			71	6 LAPS	4:06.605 P	71	6 LAPS	1:08.104	71	6 LAPS	1:07.526	71	6 LAPS	1:08.479
			14	2 LAPS	2:19.463									

Radical UK Cup

RACE 2 - LAP CHART

Lap 66			Lap 67			Lap 68		
No	Behind	Laptime	No	Behind	Laptime	No	Behind	Laptime
1		1:05.215	1		1:06.762	1		1:16.177
18	14 LAPS	1:22.970	19	40.001	1:08.805	19	34.762	1:10.938
19	37.958	1:14.090	61	3 LAPS	1:19.446	61	3 LAPS	1:10.071
61	3 LAPS	1:15.061	18	14 LAPS	1:41.918	71	6 LAPS	1:07.999
71	6 LAPS	1:10.040	71	6 LAPS	1:08.072	7	1 LAP	1:14.274
7	1 LAP	1:13.871	7	1 LAP	1:14.412	18	14 LAPS	1:28.905

Dunlop Sport Maxx Production Cup

QUALIFYING - RACE 3 - CLASSIFICATION

POS	NO	CL	NAME	ENTRY	TIME	ON	LAPS	GAP	DIFF	MPH
1	9	A	John ALLISON	Vauxhall Astra VXR	1:16.800	8	10			86.71
2	1	A	Leyton CLARKE	Vauxhall Astra VXR	1:16.831	9	14	0.031	0.031	86.68
3	8	A	Martin WALLBANK	Vauxhall Astra VXR	1:17.059	9	13	0.259	0.228	86.42
4	14	A	Adrian CHURCHILL	Vauxhall Astra VXR	1:17.265	4	10	0.465	0.206	86.19
5	21	A	Stuart CLARKE	Vauxhall Astra VXR	1:17.607	9	11	0.807	0.342	85.81
6	22	A	Simon SHAW	Seat Leon Cupra	1:17.814	12	14	1.014	0.207	85.58
7	10	A	James CORTE	Vauxhall Astra VXR	1:18.406	5	13	1.606	0.592	84.94
8	40	A	Chris OAKMAN	Mini Cooper 's' JCW	1:19.437	9	15	2.637	1.031	83.84
9	3	A	Mick WEIDNER	Ford Focus ST	1:20.055	5	13	3.255	0.618	83.19
10	6	A	Liam HAMILTON	BMW 330D	1:20.339	11	13	3.539	0.284	82.89
11	30	A	Matthew PIKE	Mini Cooper	1:20.747	11	11	3.947	0.408	82.48
12	50	B	Matt CHERRINGTON	Seat Leon	1:22.033	13	14	5.233	1.286	81.18
13	33	B	Abbie EATON	Vauxhall Corsa	1:22.933	12	13	6.133	0.900	80.30
14	55	B	Mark WEIDNER	Ford Fiesta	1:23.048	14	14	6.248	0.115	80.19
15	34	B	Kevin GEORGE	BMW 120D	1:23.336	14	14	6.536	0.288	79.91
16	31	B	Keith ISSATT	BMW 1 Series	1:23.591	2	13	6.791	0.255	79.67
17	63	C	Dan MALONE	Peugeot 106 Gti	1:26.606	10	13	9.806	3.015	76.90

Weather / Track : Bright / Dry

These results are provisional until the conclusion of any judicial and technical matters.

Castle Combe
Circuit Length = 1.8500 miles
Start: 10:06 End: 10:27

Clerk of Course :	Timekeeper :
-------------------	--------------

Dunlop Sport Maxx Production Cup

QUALIFYING - RACE 3 - LAP ANALYSIS

1	Leyton CLARKE		A Vauxhall Astra VXR				
1 -	1:22.096	+ 5.265	10:07:56.080	8 -	1:17.022	+ 0.191	10:19:15.537
2 -	1:19.440	+ 2.609	10:09:15.520	9 -	1:16.831		10:20:32.368
3 -	1:17.581	+ 0.750	10:10:33.101	10 -	1:17.224	+ 0.393	10:21:49.592
4 -	1:17.584	+ 0.753	10:11:50.685	11 -	1:17.786	+ 0.955	10:23:07.378
5 -	1:17.505	+ 0.674	10:13:08.190	12 -	1:17.685	+ 0.854	10:24:25.063
6 -	1:23.988 P	+ 7.157	10:14:32.178	13 -	1:37.292	+ 20.461	10:26:02.355
7 -	3:26.337	+ 2:09.506	10:17:58.515	14 -	1:17.579	+ 0.748	10:27:19.934
3	Mick WEIDNER		A Ford Focus ST				
1 -	1:29.390	+ 9.335	10:07:40.002	8 -	1:21.117	+ 1.062	10:17:29.099
2 -	1:42.014	+ 21.959	10:09:22.016	9 -	1:20.319	+ 0.264	10:18:49.418
3 -	1:23.154	+ 3.099	10:10:45.170	10 -	1:20.714	+ 0.659	10:20:10.132
4 -	1:21.836	+ 1.781	10:12:07.006	11 -	1:20.535	+ 0.480	10:21:30.667
5 -	1:20.055		10:13:27.061	12 -	1:20.424	+ 0.369	10:22:51.091
6 -	1:20.680	+ 0.625	10:14:47.741	13 -	1:36.852 P	+ 16.797	10:24:27.943
7 -	1:20.241	+ 0.186	10:16:07.982				
6	Liam HAMILTON		A BMW 330D				
1 -	1:31.655	+ 11.316	10:07:50.156	8 -	1:21.003	+ 0.664	10:19:44.003
2 -	1:26.345	+ 6.006	10:09:16.501	9 -	1:21.835	+ 1.496	10:21:05.838
3 -	1:23.104	+ 2.765	10:10:39.605	10 -	1:20.436	+ 0.097	10:22:26.274
4 -	1:24.882	+ 4.543	10:12:04.487	11 -	1:20.339		10:23:46.613
5 -	1:22.169	+ 1.830	10:13:26.656	12 -	1:20.551	+ 0.212	10:25:07.164
6 -	1:37.851 P	+ 17.512	10:15:04.507	13 -	1:20.674	+ 0.335	10:26:27.838
7 -	3:18.493	+ 1:58.154	10:18:23.000				
8	Martin WALLBANK		A Vauxhall Astra VXR				
1 -	1:27.893	+ 10.834	10:07:44.560	8 -	3:37.295	+ 2:20.236	10:19:29.295
2 -	1:20.061	+ 3.002	10:09:04.621	9 -	1:17.059		10:20:46.354
3 -	1:17.768	+ 0.709	10:10:22.389	10 -	1:17.228	+ 0.169	10:22:03.582
4 -	1:17.533	+ 0.474	10:11:39.922	11 -	1:24.878	+ 7.819	10:23:28.460
5 -	1:18.786	+ 1.727	10:12:58.708	12 -	1:29.166	+ 12.107	10:24:57.626
6 -	1:18.395	+ 1.336	10:14:17.103	13 -	1:17.667	+ 0.608	10:26:15.293
7 -	1:34.897 P	+ 17.838	10:15:52.000				
9	John ALLISON		A Vauxhall Astra VXR				
1 -	1:26.667	+ 9.867	10:07:40.393	6 -	8:54.876	+ 7:38.076	10:21:44.201
2 -	1:17.999	+ 1.199	10:08:58.392	7 -	1:17.413	+ 0.613	10:23:01.614
3 -	1:16.882	+ 0.082	10:10:15.274	8 -	1:16.800		10:24:18.414
4 -	1:16.870	+ 0.070	10:11:32.144	9 -	1:17.119	+ 0.319	10:25:35.533
5 -	1:17.181	+ 0.381	10:12:49.325	10 -	1:17.271	+ 0.471	10:26:52.804
10	James CORTE		A Vauxhall Astra VXR				
1 -	1:26.465	+ 8.059	10:08:02.866	8 -	3:56.419	+ 2:38.013	10:20:03.641
2 -	1:20.671	+ 2.265	10:09:23.537	9 -	1:18.892	+ 0.486	10:21:22.533
3 -	1:21.810	+ 3.404	10:10:45.347	10 -	1:18.444	+ 0.038	10:22:40.977
4 -	1:18.564	+ 0.158	10:12:03.911	11 -	1:18.509	+ 0.103	10:23:59.486
5 -	1:18.406		10:13:22.317	12 -	1:18.974	+ 0.568	10:25:18.460
6 -	1:18.687	+ 0.281	10:14:41.004	13 -	1:18.866	+ 0.460	10:26:37.326
7 -	1:26.218 P	+ 7.812	10:16:07.222				
14	Adrian CHURCHILL		A Vauxhall Astra VXR				
1 -	1:26.719	+ 9.454	10:07:50.432	6 -	1:20.490	+ 3.225	10:14:22.696
2 -	1:19.484	+ 2.219	10:09:09.916	7 -	1:17.614	+ 0.349	10:15:40.310
3 -	1:17.293	+ 0.028	10:10:27.209	8 -	1:37.000 P	+ 19.735	10:17:17.310
4 -	1:17.265		10:11:44.474	9 -	4:22.639	+ 3:05.374	10:21:39.949
5 -	1:17.732	+ 0.467	10:13:02.206	10 -	1:35.131 P	+ 17.866	10:23:15.080
21	Stuart CLARKE		A Vauxhall Astra VXR				
1 -	1:25.965	+ 8.358	10:07:48.644	7 -	1:31.734 P	+ 14.127	10:16:09.678
2 -	1:21.632	+ 4.025	10:09:10.276	8 -	4:49.328	+ 3:31.721	10:20:59.006
3 -	1:24.483	+ 6.876	10:10:34.759	9 -	1:17.607		10:22:16.613

Castle Combe
Circuit Length = 1.8500 miles
Start: 10:06 End: 10:27

Weather / Track : Bright / Dry

Dunlop Sport Maxx Production Cup

QUALIFYING - RACE 3 - LAP ANALYSIS

4 -	1:26.856	+ 9.249	10:12:01.615	10 -	1:17.823	+ 0.216	10:23:34.436
5 -	1:18.204	+ 0.597	10:13:19.819	11 -	1:44.289 P	+ 26.682	10:25:18.725
6 -	1:18.125	+ 0.518	10:14:37.944				
22	Simon SHAW A Seat Leon Cupra						
1 -	1:30.131	+ 12.317	10:07:39.586	8 -	3:24.161	+ 2:06.347	10:19:13.907
2 -	1:21.586	+ 3.772	10:09:01.172	9 -	1:17.852	+ 0.038	10:20:31.759
3 -	1:18.932	+ 1.118	10:10:20.104	10 -	1:19.017	+ 1.203	10:21:50.776
4 -	1:21.727	+ 3.913	10:11:41.831	11 -	1:17.874	+ 0.060	10:23:08.650
5 -	1:18.576	+ 0.762	10:13:00.407	12 -	1:17.814		10:24:26.464
6 -	1:18.382	+ 0.568	10:14:18.789	13 -	1:19.943	+ 2.129	10:25:46.407
7 -	1:30.957 P	+ 13.143	10:15:49.746	14 -	1:18.558	+ 0.744	10:27:04.965
30	Matthew PIKE A Mini Cooper						
1 -	1:23.701	+ 2.954	10:09:33.533	7 -	1:41.183 P	+ 20.436	10:19:24.362
2 -	1:21.646	+ 0.899	10:10:55.179	8 -	2:44.267	+ 1:23.520	10:22:08.629
3 -	1:21.279	+ 0.532	10:12:16.458	9 -	1:21.432	+ 0.685	10:23:30.061
4 -	1:22.366	+ 1.619	10:13:38.824	10 -	1:20.939	+ 0.192	10:24:51.000
5 -	2:42.878	+ 1:22.131	10:16:21.702	11 -	1:20.747		10:26:11.747
6 -	1:21.477	+ 0.730	10:17:43.179				
31	Keith ISSATT B BMW 1 Series						
1 -	1:26.002	+ 2.411	10:09:36.305	8 -	1:32.867	+ 9.276	10:19:52.110
2 -	1:23.591		10:10:59.896	9 -	1:23.982	+ 0.391	10:21:16.092
3 -	1:23.975	+ 0.384	10:12:23.871	10 -	1:23.737	+ 0.146	10:22:39.829
4 -	1:24.910	+ 1.319	10:13:48.781	11 -	1:25.972	+ 2.381	10:24:05.801
5 -	1:27.201	+ 3.610	10:15:15.982	12 -	1:24.523	+ 0.932	10:25:30.324
6 -	1:38.459	+ 14.868	10:16:54.441	13 -	1:24.883	+ 1.292	10:26:55.207
7 -	1:24.802	+ 1.211	10:18:19.243				
33	Abbie EATON B Vauxhall Corsa						
1 -	1:33.536	+ 10.603	10:07:53.352	8 -	3:27.990	+ 2:05.057	10:20:06.248
2 -	1:27.667	+ 4.734	10:09:21.019	9 -	1:23.897	+ 0.964	10:21:30.145
3 -	1:27.228	+ 4.295	10:10:48.247	10 -	1:23.355	+ 0.422	10:22:53.500
4 -	1:25.497	+ 2.564	10:12:13.744	11 -	1:23.152	+ 0.219	10:24:16.652
5 -	1:26.168	+ 3.235	10:13:39.912	12 -	1:22.933		10:25:39.585
6 -	1:24.203	+ 1.270	10:15:04.115	13 -	1:23.054	+ 0.121	10:27:02.639
7 -	1:34.143 P	+ 11.210	10:16:38.258				
34	Kevin GEORGE B BMW 120D						
1 -	1:37.092	+ 13.756	10:08:09.150	8 -	1:24.023	+ 0.687	10:18:39.520
2 -	1:42.695	+ 19.359	10:09:51.845	9 -	1:23.416	+ 0.080	10:20:02.936
3 -	1:45.749	+ 22.413	10:11:37.594	10 -	1:23.485	+ 0.149	10:21:26.421
4 -	1:25.142	+ 1.806	10:13:02.736	11 -	1:23.969	+ 0.633	10:22:50.390
5 -	1:23.776	+ 0.440	10:14:26.512	12 -	1:33.400	+ 10.064	10:24:23.790
6 -	1:24.586	+ 1.250	10:15:51.098	13 -	1:24.164	+ 0.828	10:25:47.954
7 -	1:24.399	+ 1.063	10:17:15.497	14 -	1:23.336		10:27:11.290
40	Chris OAKMAN A Mini Cooper 's' JCW						
1 -	1:25.497	+ 6.060	10:07:40.790	9 -	1:19.437		10:18:24.234
2 -	1:23.339	+ 3.902	10:09:04.129	10 -	1:20.215	+ 0.778	10:19:44.449
3 -	1:20.743	+ 1.306	10:10:24.872	11 -	1:19.667	+ 0.230	10:21:04.116
4 -	1:19.896	+ 0.459	10:11:44.768	12 -	1:19.548	+ 0.111	10:22:23.664
5 -	1:19.578	+ 0.141	10:13:04.346	13 -	1:19.959	+ 0.522	10:23:43.623
6 -	1:19.547	+ 0.110	10:14:23.893	14 -	1:20.253	+ 0.816	10:25:03.876
7 -	1:19.613	+ 0.176	10:15:43.506	15 -	1:20.483	+ 1.046	10:26:24.359
8 -	1:21.291	+ 1.854	10:17:04.797				
50	Matt CHERRINGTON B Seat Leon						
1 -	1:47.002	+ 24.969	10:07:54.043	8 -	1:23.279	+ 1.246	10:17:53.063
2 -	1:30.587	+ 8.554	10:09:24.630	9 -	1:23.300	+ 1.267	10:19:16.363
3 -	1:25.538	+ 3.505	10:10:50.168	10 -	1:23.115	+ 1.082	10:20:39.478
4 -	1:25.822	+ 3.789	10:12:15.990	11 -	1:22.565	+ 0.532	10:22:02.043
5 -	1:25.636	+ 3.603	10:13:41.626	12 -	1:22.626	+ 0.593	10:23:24.669

Castle Combe
Circuit Length = 1.8500 miles
Start: 10:06 End: 10:27

Weather / Track : Bright / Dry


Dunlop Sport Maxx Production Cup

QUALIFYING - RACE 3 - LAP ANALYSIS

6 -	1:23.835	+ 1.802	10:15:05.461	13 -	1:22.033		10:24:46.702
7 -	1:24.323	+ 2.290	10:16:29.784	14 -	1:27.496	+ 5.463	10:26:14.198
55	Mark WEIDNER		B Ford Fiesta				
1 -	1:25.020	+ 1.972	10:09:07.623	8 -	1:23.360	+ 0.312	10:18:53.946
2 -	1:23.106	+ 0.058	10:10:30.729	9 -	1:23.264	+ 0.216	10:20:17.210
3 -	1:23.866	+ 0.818	10:11:54.595	10 -	1:24.078	+ 1.030	10:21:41.288
4 -	1:23.441	+ 0.393	10:13:18.036	11 -	1:23.885	+ 0.837	10:23:05.173
5 -	1:24.910	+ 1.862	10:14:42.946	12 -	1:23.898	+ 0.850	10:24:29.071
6 -	1:23.497	+ 0.449	10:16:06.443	13 -	1:23.614	+ 0.566	10:25:52.685
7 -	1:24.143	+ 1.095	10:17:30.586	14 -	1:23.048		10:27:15.733
63	Dan MALONE		C Peugeot 106 Gti				
1 -	1:45.046	+ 18.440	10:08:14.612	8 -	1:26.628	+ 0.022	10:19:50.131
2 -	1:29.492	+ 2.886	10:09:44.104	9 -	1:27.672	+ 1.066	10:21:17.803
3 -	1:27.813	+ 1.207	10:11:11.917	10 -	1:26.606		10:22:44.409
4 -	1:28.665	+ 2.059	10:12:40.582	11 -	1:26.876	+ 0.270	10:24:11.285
5 -	1:27.178	+ 0.572	10:14:07.760	12 -	1:29.481	+ 2.875	10:25:40.766
6 -	1:39.342 P	+ 12.736	10:15:47.102	13 -	1:43.233 P	+ 16.627	10:27:23.999
7 -	2:36.401	+ 1:09.795	10:18:23.503				

Dunlop Sport Maxx Production Cup

RACE 3 - GRID

ROW 9	1:26.606 63 Dan MALONE		
ROW 8		1:23.336 34 Kevin GEORGE	1:23.591 31 Keith ISSATT
ROW 7	1:22.933 33 Abbie EATON		1:23.048 55 Mark WEIDNER
ROW 6		1:20.747 30 Matthew PIKE	1:22.033 50 Matt CHERRINGTON
ROW 5	1:20.055 3 Mick WEIDNER		1:20.339 6 Liam HAMILTON
ROW 4		1:18.406 10 James CORTE	1:19.437 40 Chris OAKMAN
ROW 3	1:17.607 21 Stuart CLARKE		1:17.814 22 Simon SHAW
ROW 2		1:17.059 8 Martin WALLBANK	1:17.265 14 Adrian CHURCHILL
ROW 1	1:16.800 9 John ALLISON		1:16.831 1 Leyton CLARKE
Pole			
			

Castle Combe
Circuit Length = 1.8500 miles

These results are provisional until the conclusion of any judicial and technical matters.

Clerk of Course :

Timekeeper :

Dunlop Sport Maxx Production Cup

RACE 3 - CLASSIFICATION

POS	NO	CL	NAME	ENTRY	LAPS	TIME	GAP	DIFF	MPH	BEST	ON
1	9	A	John ALLISON	Vauxhall Astra VXR	16	20:59.465			84.60	1:17.153	6
2	14	A	Adrian CHURCHILL	Vauxhall Astra VXR	16	21:00.763	1.298	1.298	84.52	1:17.206	2
3	22	A	Simon SHAW	Seat Leon Cupra	16	21:07.176	7.711	6.413	84.09	1:17.292	2
4	8	A	Martin WALLBANK	Vauxhall Astra VXR	16	21:07.640	8.175	0.464	84.06	1:17.226	2
5	21	A	Stuart CLARKE	Vauxhall Astra VXR	16	21:07.939	8.474	0.299	84.04	1:17.533	2
6	3	A	Mick WEIDNER	Ford Focus ST	16	21:35.805	36.340	27.866	82.23	1:19.589	5
7	40	A	Chris OAKMAN	Mini Cooper 's' JCW	16	21:36.080	36.615	0.275	82.21	1:19.601	5
8	6	A	Liam HAMILTON	Renault Megane	16	21:53.224	53.759	17.144	81.14	1:20.108	2
9	30	A	Matthew PIKE	Mini Cooper	16	21:53.992	54.527	0.768	81.09	1:20.270	2
10	33	B	Abbie EATON	Vauxhall Corsa	16	22:15.555	1:16.090	21.563	79.78	1:21.753	2
11	55	B	Mark WEIDNER	Ford Fiesta	15	21:06.938	1 lap	1 lap	78.85	1:22.265	6
12	34	B	Kevin GEORGE	BMW 120D	15	21:11.836	1 lap	4.898	78.54	1:22.752	2
13	50	B	Matt CHERRINGTON	Seat Leon	15	21:13.659	1 lap	1.823	78.43	1:21.785	5
14	31	B	Keith ISSATT	BMW 1 Series	15	21:21.853	1 lap	8.194	77.93	1:23.411	13
15	63	C	Dan MALONE	Peugeot 106 Gti	15	21:30.776	1 lap	8.923	77.39	1:23.853	8
16	10	A	James CORTE	Vauxhall Astra VXR	14	22:00.921	2 laps	1 lap	70.58	1:18.223	2
NOT CLASSIFIED											
DNF	1	A	Leyton CLARKE	Vauxhall Astra VXR	15	19:40.426	1 lap	0.000	84.63	1:17.094	3
FASTEST LAP											
1	A	Leyton CLARKE	Vauxhall Astra VXR	3	1:17.094	86.38 mph	139.02 kph				
33	B	Abbie EATON	Vauxhall Corsa	2	1:21.753	81.46 mph	131.10 kph				
63	C	Dan MALONE	Peugeot 106 Gti	8	1:23.853	79.42 mph	127.82 kph				

Weather / Track : Bright / Dry

These results are provisional until the conclusion of any judicial and technical matters.

Castle Combe
Circuit Length = 1.8500 miles
Start: 15:18 End: 15:40

Clerk of Course :

Timekeeper :

Dunlop Sport Maxx Production Cup

RACE 3 - LAP CHART

Lap 1			Lap 2			Lap 3			Lap 4			Lap 5		
No	Behind	Laptime	No	Behind	Laptime	No	Behind	Laptime	No	Behind	Laptime	No	Behind	Laptime
1		1:29.166	1		1:17.193	1		1:17.094	1		1:17.733	1		1:18.102
8	0.661	1:29.827	8	0.694	1:17.226	8	1.016	1:17.416	8	1.472	1:18.189	9	1.093	1:17.531
9	1.088	1:30.254	9	1.068	1:17.173	9	1.307	1:17.333	9	1.664	1:18.090	14	2.688	1:18.673
14	1.512	1:30.678	14	1.525	1:17.206	14	1.767	1:17.336	14	2.117	1:18.083	22	2.961	1:18.145
22	2.291	1:31.457	22	2.390	1:17.292	22	2.881	1:17.585	22	2.918	1:17.770	8	3.208	1:19.838
21	3.053	1:32.219	21	3.393	1:17.533	21	4.480	1:18.181	21	5.075	1:18.328	21	5.261	1:18.288
10	3.972	1:33.138	10	5.002	1:18.223	10	6.504	1:18.596	10	7.319	1:18.548	10	7.838	1:18.621
3	6.104	1:35.270	3	8.569	1:19.658	3	11.340	1:19.865	3	13.789	1:20.182	3	15.276	1:19.589
40	6.320	1:35.486	40	8.977	1:19.850	40	11.666	1:19.783	40	14.185	1:20.252	40	15.684	1:19.601
6	6.799	1:35.965	6	9.714	1:20.108	6	12.834	1:20.214	6	15.553	1:20.452	6	18.129	1:20.678
30	7.739	1:36.905	30	10.816	1:20.270	30	14.875	1:21.153	30	18.320	1:21.178	30	20.973	1:20.755
33	8.495	1:37.661	33	13.055	1:21.753	33	18.625	1:22.664	33	23.442	1:22.550	33	27.525	1:22.185
50	9.962	1:39.128	50	14.961	1:22.192	50	20.370	1:22.503	50	25.197	1:22.560	50	28.880	1:21.785
55	10.518	1:39.684	55	15.996	1:22.671	55	21.574	1:22.672	55	26.665	1:22.824	55	31.334	1:22.771
34	11.345	1:40.511	34	16.904	1:22.752	34	22.590	1:22.780	34	27.783	1:22.926	34	33.264	1:23.583
63	12.120	1:41.286	63	19.887	1:24.960	31	28.420	1:24.910	31	35.348	1:24.661	31	41.083	1:23.837
31	12.666	1:41.832	31	20.604	1:25.131	63	28.768	1:25.975	63	35.637	1:24.602	63	42.202	1:24.667

Dunlop Sport Maxx Production Cup

RACE 3 - LAP CHART

Lap 6			Lap 7			Lap 8			Lap 9			Lap 10		
No	Behind	Laptime	No	Behind	Laptime	No	Behind	Laptime	No	Behind	Laptime	No	Behind	Laptime
1		1:18.067	1		1:17.905	1		1:17.946	1		1:17.725	1		1:17.933
9	0.179	1:17.153	9	0.417	1:18.143	9	0.265	1:17.794	9	0.383	1:17.843	9	0.322	1:17.872
14	2.535	1:17.914	14	2.506	1:17.876	14	2.111	1:17.551	14	2.245	1:17.859	14	2.462	1:18.150
22	3.282	1:18.388	22	3.302	1:17.925	22	3.177	1:17.821	22	3.459	1:18.007	22	4.120	1:18.594
8	3.689	1:18.548	8	4.150	1:18.366	8	4.091	1:17.887	8	4.279	1:17.913	8	4.817	1:18.471
21	5.438	1:18.244	21	5.638	1:18.105	21	6.046	1:18.354	21	6.492	1:18.171	21	6.630	1:18.071
10	8.238	1:18.467	10	9.034	1:18.701	10	9.697	1:18.609	3	24.784	1:19.765	3	26.736	1:19.885
3	17.557	1:20.348	3	20.289	1:20.637	3	22.744	1:20.401	40	25.241	1:19.829	40	27.046	1:19.738
40	17.983	1:20.366	40	20.617	1:20.539	40	23.137	1:20.466	10	25.576	1:33.604 P	6	37.620	1:22.452
6	20.463	1:20.401	6	25.778	1:23.220	6	28.932	1:21.100	6	33.101	1:21.894	30	37.782	1:22.241
30	23.220	1:20.314	30	26.392	1:21.077	30	29.768	1:21.322	30	33.474	1:21.431	33	49.545	1:22.110
33	31.894	1:22.436	33	36.465	1:22.476	33	41.113	1:22.594	33	45.368	1:21.980	50	50.246	1:21.903
50	33.371	1:22.558	50	38.294	1:22.828	50	42.169	1:21.821	50	46.276	1:21.832	55	57.499	1:24.082
55	35.532	1:22.265	55	40.419	1:22.792	55	45.682	1:23.209	55	51.350	1:23.393	34	1:03.486	1:23.953
34	39.262	1:24.065	34	45.325	1:23.968	34	51.495	1:24.116	34	57.466	1:23.696	31	1:12.641	1:23.872
31	47.721	1:24.705	31	54.166	1:24.350	31	1:00.306	1:24.086	31	1:06.702	1:24.121	63	1:14.062	1:24.399
63	48.460	1:24.325	63	54.838	1:24.283	63	1:00.745	1:23.853	63	1:07.596	1:24.576			

Dunlop Sport Maxx Production Cup

RACE 3 - LAP CHART

Lap 11			Lap 12			Lap 13			Lap 14			Lap 15		
No	Behind	Laptime	No	Behind	Laptime	No	Behind	Laptime	No	Behind	Laptime	No	Behind	Laptime
1		1:17.734	1		1:18.644	1		1:18.340	1		1:18.215	1		1:18.629
9	0.397	1:17.809	9	0.245	1:18.492	9	0.467	1:18.562	9	0.449	1:18.197	9	0.218	1:18.398
14	2.459	1:17.731	31	1 LAP	1:24.364	14	2.285	1:18.251	14	2.100	1:18.030	14	1.713	1:18.242
22	5.579	1:19.193	14	2.374	1:18.559	22	6.326	1:18.791	34	1 LAP	1:23.819	55	1 LAP	1:24.514
8	6.170	1:19.087	63	1 LAP	1:24.907	31	1 LAP	1:24.688	22	6.708	1:18.597	22	7.414	1:19.335
21	7.227	1:18.331	22	5.875	1:18.940	8	7.465	1:19.596	8	7.510	1:18.260	34	1 LAP	1:24.091
3	28.766	1:19.764	8	6.209	1:18.683	21	7.901	1:19.482	21	8.156	1:18.470	8	8.096	1:19.215
40	29.039	1:19.727	21	6.759	1:18.176	63	1 LAP	1:26.477	31	1 LAP	1:23.411	21	8.543	1:19.016
6	42.108	1:22.222	10	2 LAPS	3:46.244	10	2 LAPS	1:28.764	63	1 LAP	1:24.864	50	1 LAP	1:44.058
30	42.722	1:22.674	3	29.960	1:19.838	3	31.640	1:20.020	3	33.088	1:19.663	31	1 LAP	1:24.245
33	54.677	1:22.866	40	30.303	1:19.908	40	32.061	1:20.098	40	33.647	1:19.801	63	1 LAP	1:25.308
50	55.397	1:22.885	6	44.432	1:20.968	6	47.040	1:20.948	10	2 LAPS	1:30.885	3	35.186	1:20.727
55	1:03.758	1:23.993	30	45.838	1:21.760	30	48.817	1:21.319	6	49.439	1:20.614	40	35.544	1:20.526
34	1:09.758	1:24.006	50	59.368	1:22.615	50	1:03.068	1:22.040	30	50.995	1:20.393	10	2 LAPS	1:27.498
			33	59.868	1:23.835	33	1:03.640	1:22.112	33	1:07.894	1:22.469	6	51.557	1:20.747
			55	1:09.227	1:24.113	55	1:14.811	1:23.924				30	52.843	1:20.477
			34	1:15.336	1:24.222							33	1:12.102	1:22.837


Dunlop Sport Maxx Production Cup

RACE 3 - LAP CHART

Lap 16		
No	Behind	Laptime
9		1:18.821
14	1.298	1:18.624
55	1 LAP	1:24.031
22	7.711	1:19.336
8	8.175	1:19.118
21	8.474	1:18.970
34	1 LAP	1:23.348
50	1 LAP	1:22.951
31	1 LAP	1:23.640
63	1 LAP	1:26.294
3	36.340	1:20.193
40	36.615	1:20.110
6	53.759	1:21.241
30	54.527	1:20.723
10	2 LAPS	1:31.023
33	1:16.090	1:23.027

Dunlop Sport Maxx Production Cup

RACE 10 - GRID

ROW 9	1	Leyton CLARKE		
ROW 8	63	Dan MALONE	10	James CORTE
ROW 7	50	Matt CHERRINGTON	31	Keith ISSATT
ROW 6	55	Mark WEIDNER	34	Kevin GEORGE
ROW 5	30	Matthew PIKE	33	Abbie EATON
ROW 4	40	Chris OAKMAN	6	Liam HAMILTON
ROW 3	21	Stuart CLARKE	3	Mick WEIDNER
ROW 2	22	Simon SHAW	8	Martin WALLBANK
ROW 1	9	John ALLISON	14	Adrian CHURCHILL
Pole				
				

Castle Combe
Circuit Length = 1.8500 miles

These results are provisional until the conclusion of any judicial and technical matters.

Clerk of Course :		Timekeeper :
-------------------	--	--------------

Dunlop Sport Maxx Production Cup

RACE 10 - CLASSIFICATION

POS	NO	CL	NAME	ENTRY	LAPS	TIME	GAP	DIFF	MPH	BEST	ON
1	8	A	Martin WALLBANK	Vauxhall Astra VXR	12	20:22.668			65.36	1:28.759	10
2	14	A	Adrian CHURCHILL	Vauxhall Astra VXR	12	20:28.506	5.838	5.838	65.05	1:30.742	5
3	22	A	Simon SHAW	Seat Leon Cupra	12	20:29.923	7.255	1.417	64.97	1:30.258	12
4	1	A	Leyton CLARKE	Vauxhall Astra VXR	12	20:30.913	8.245	0.990	64.92	1:30.215	12
5	21	A	Stuart CLARKE	Vauxhall Astra VXR	12	20:33.337	10.669	2.424	64.80	1:30.698	12
6	9	A	John ALLISON	Vauxhall Astra VXR	12	20:35.622	12.954	2.285	64.68	1:31.429	11
7	40	A	Chris OAKMAN	Mini Cooper 's' JCW	12	20:37.376	14.708	1.754	64.58	1:32.046	12
8	10	A	James CORTE	Vauxhall Astra VXR	12	20:40.798	18.130	3.422	64.41	1:32.512	12
9	6	A	Liam HAMILTON	Renault Megane	12	20:56.487	33.819	15.689	63.60	1:35.886	12
10	50	B	Matt CHERRINGTON	Seat Leon	12	20:59.531	36.863	3.044	63.45	1:36.129	11
11	33	B	Abbie EATON	Vauxhall Corsa	12	21:04.359	41.691	4.828	63.21	1:35.000	12
12	63	C	Dan MALONE	Peugeot 106 Gti	12	21:05.391	42.723	1.032	63.15	1:38.223	6
13	31	B	Keith ISSATT	BMW 1 Series	12	21:17.114	54.446	11.723	62.57	1:40.680	11
14	34	B	Kevin GEORGE	BMW 120D	12	21:25.958	1:03.290	8.844	62.14	1:38.699	11

NOT CLASSIFIED

DNF	30	A	Matthew PIKE	Mini Cooper	10	18:19.739	2 laps	2 laps	60.56	1:34.934	6
DNF	3	A	Mick WEIDNER	Ford Focus ST	10	19:37.864	2 laps	1:18.125	56.54	1:39.468	9
DNF	55	B	Mark WEIDNER	Ford Fiesta	4	7:11.080	8 laps	6 laps	61.79	1:41.374	4

FASTEST LAP

8	A	Martin WALLBANK	Vauxhall Astra VXR	10	1:28.759	75.03 mph	120.75 kph
33	B	Abbie EATON	Vauxhall Corsa	12	1:35.000	70.10 mph	112.82 kph
63	C	Dan MALONE	Peugeot 106 Gti	6	1:38.223	67.80 mph	109.12 kph

Cars 33 + 55 - 10 second penalties applied for false starts

Weather / Track : Rain / Wet

These results are provisional until the conclusion of any judicial and technical matters.

Castle Combe
Circuit Length = 1.8500 miles
Start: 11:56 End: 12:18

Clerk of Course :		Timekeeper :
-------------------	--	--------------

Dunlop Sport Maxx Production Cup

RACE 10 - LAP CHART

Lap 1			Lap 2			Lap 3			Lap 4			Lap 5		
No	Behind	Laptime	No	Behind	Laptime	No	Behind	Laptime	No	Behind	Laptime	No	Behind	Laptime
22		1:40.986	8		1:33.702	8		1:30.740	8		1:30.411	8		1:29.928
8	1.262	1:42.248	22	0.405	1:35.369	22	2.728	1:33.063	14	3.623	1:31.138	14	4.437	1:30.742
14	1.415	1:42.401	14	0.845	1:34.394	14	2.896	1:32.791	22	4.602	1:32.285	22	5.687	1:31.013
21	1.764	1:42.750	21	1.283	1:34.483	21	4.595	1:34.052	21	6.857	1:32.673	1	9.412	1:32.019
9	4.012	1:44.998	1	3.741	1:33.899	1	5.436	1:32.435	1	7.321	1:32.296	21	10.025	1:33.096
40	4.409	1:45.395	9	4.926	1:35.878	9	8.798	1:34.612	9	12.757	1:34.370	9	15.820	1:32.991
1	4.806	1:45.792	40	5.807	1:36.362	40	10.287	1:35.220	40	14.163	1:34.287	40	16.957	1:32.722
10	8.102	1:49.088	10	10.924	1:37.786	10	16.058	1:35.874	10	20.671	1:35.024	10	24.702	1:33.959
3	10.510	1:51.496	30	11.252	1:35.531	6	30.934	1:41.788	6	38.750	1:38.227	33	47.230	1:37.512
30	10.685	1:51.671	3	19.177	1:43.631	3	32.185	1:43.748	33	39.646	1:37.352	6	48.660	1:39.838
6	11.752	1:52.738	6	19.886	1:43.098	34	32.652	1:42.713	3	43.557	1:41.783	30	55.754	1:40.844
34	13.251	1:54.237	34	20.679	1:42.392	33	32.705	1:41.972	55	43.979	1:41.374	63	57.655	1:41.302
63	13.259	1:54.245	63	20.847	1:42.552	55	33.016	1:41.850	34	44.523	1:42.282	50	58.521	1:42.115
33	13.868	1:54.854	33	21.473	1:42.569	63	34.383	1:44.276	30	44.838	1:38.641	31	1:07.566	1:43.597
55	15.359	1:56.345	55	21.906	1:41.511	50	34.976	1:43.491	63	46.281	1:42.309	34	1:24.280	2:09.685
50	15.817	1:56.803	50	22.225	1:41.372	30	36.608	1:56.096	50	46.334	1:41.769			
31	18.170	1:59.156	31	25.941	1:42.735	31	41.280	1:46.079	31	53.897	1:43.028			

Dunlop Sport Maxx Production Cup

RACE 10 - LAP CHART


Lap 6			Lap 7			Lap 8			Lap 9			Lap 10		
No	Behind	Laptime	No	Behind	Laptime	No	Behind	Laptime	No	Behind	Laptime	No	Behind	Laptime
8		1:31.654	8		2:21.588	8		2:18.222	8		1:56.067	8		1:28.759
3	1 LAP	2:20.975	14	0.750	2:18.297	14	0.730	2:18.202	14	0.832	1:56.169	14	3.345	1:31.272
14	4.041	1:31.258	22	1.562	2:17.361	22	1.686	2:18.346	22	3.143	1:57.524	22	5.471	1:31.087
22	5.789	1:31.756	1	2.496	2:15.085	1	2.483	2:18.209	1	3.641	1:57.225	1	6.407	1:31.525
1	8.999	1:31.241	21	3.436	2:14.997	21	3.250	2:18.036	21	4.231	1:57.048	21	8.035	1:32.563
21	10.027	1:31.656	9	5.395	2:07.437	9	4.469	2:17.296	9	4.917	1:56.515	9	9.307	1:33.149
9	19.546	1:35.380	40	6.394	2:07.539	40	5.443	2:17.271	40	5.352	1:55.976	40	9.834	1:33.241
40	20.443	1:35.140	10	8.334	2:01.512	10	6.592	2:16.480	10	6.580	1:56.055	10	12.158	1:34.337
10	28.410	1:35.362	3	1 LAP	2:27.890	3	1 LAP	2:16.222	3	1 LAP	1:57.795	3	1 LAP	1:39.468
33	56.138	1:40.562	33	19.004	1:44.454	33	8.005	2:07.223	33	10.893	1:58.955	33	19.901	1:37.767
6	56.991	1:39.985	6	20.130	1:44.727	6	8.546	2:06.638	6	11.856	1:59.377	6	20.506	1:37.409
30	59.034	1:34.934	30	20.957	1:43.511	30	8.986	2:06.251	30	12.560	1:59.641	50	23.866	1:37.836
63	1:04.224	1:38.223	63	23.385	1:40.749	63	11.748	2:06.585	63	14.042	1:58.361	63	23.962	1:38.679
50	1:05.816	1:38.949	50	25.014	1:40.786	50	13.670	2:06.878	50	14.789	1:57.186	31	31.390	1:42.580
31	1:20.372	1:44.460	31	42.174	1:43.390	31	15.854	1:51.902	31	17.569	1:57.782	34	45.065	1:40.628
34	2:03.315	2:10.689	34	1:25.902	1:44.175	34	48.843	1:41.163	34	33.196	1:40.420	30	56.420	2:12.619 P

Dunlop Sport Maxx Production Cup
RACE 10 - LAP CHART

Lap 11			Lap 12		
No	Behind	Laptime	No	Behind	Laptime
8		1:29.557	8		1:29.792
14	4.629	1:30.841	14	5.838	1:31.001
22	6.789	1:30.875	22	7.255	1:30.258
1	7.822	1:30.972	1	8.245	1:30.215
21	9.763	1:31.285	21	10.669	1:30.698
9	11.179	1:31.429	9	12.954	1:31.567
40	12.454	1:32.177	40	14.708	1:32.046
10	15.410	1:32.809	10	18.130	1:32.512
33	26.483	1:36.139	33	31.691	1:35.000
6	27.725	1:36.776	6	33.819	1:35.886
50	30.438	1:36.129	50	36.863	1:36.217
63	34.173	1:39.768	63	42.723	1:38.342
31	42.513	1:40.680	31	54.446	1:41.725
3	1 LAP	1:54.856 P	34	1:03.290	1:38.875
34	54.207	1:38.699			

Dunlop Sport Maxx Production Cup

RACE 16 - GRID

ROW 9	55	Mark WEIDNER	
ROW 8	30	Matthew PIKE	3 Mick WEIDNER
ROW 7	31	Keith ISSATT	34 Kevin GEORGE
ROW 6	33	Abbie EATON	63 Dan MALONE
ROW 5	6	Liam HAMILTON	50 Matt CHERRINGTON
ROW 4	40	Chris OAKMAN	10 James CORTE
ROW 3	14	Adrian CHURCHILL	8 Martin WALLBANK
ROW 2	1	Leyton CLARKE	22 Simon SHAW
ROW 1	9	John ALLISON	21 Stuart CLARKE
Pole			
			

Castle Combe
Circuit Length = 1.8500 miles

These results are provisional until the conclusion of any judicial and technical matters.

Clerk of Course :

Timekeeper :

Dunlop Sport Maxx Production Cup

RACE 16 - CLASSIFICATION

POS	NO	CL	NAME	ENTRY	LAPS	TIME	GAP	DIFF	MPH	BEST	ON
1	1	A	Leyton CLARKE	Vauxhall Astra VXR	14	21:20.155			72.83	1:28.078	11
2	8	A	Martin WALLBANK	Vauxhall Astra VXR	14	21:27.604	7.449	7.449	72.41	1:27.718	12
3	22	A	Simon SHAW	Seat Leon Cupra	14	21:34.879	14.724	7.275	72.00	1:30.136	12
4	14	A	Adrian CHURCHILL	Vauxhall Astra VXR	14	21:35.660	15.505	0.781	71.96	1:30.216	12
5	21	A	Stuart CLARKE	Vauxhall Astra VXR	14	21:39.484	19.329	3.824	71.75	1:30.591	11
6	9	A	John ALLISON	Vauxhall Astra VXR	14	21:53.409	33.254	13.925	70.99	1:31.761	12
7	40	A	Chris OAKMAN	Mini Cooper 's' JCW	14	21:55.898	35.743	2.489	70.85	1:31.694	10
8	10	A	James CORTE	Vauxhall Astra VXR	14	22:04.840	44.685	8.942	70.37	1:31.062	11
9	33	B	Abbie EATON	Vauxhall Corsa	14	22:31.059	1:10.904	26.219	69.01	1:33.733	10
10	6	A	Liam HAMILTON	Renault Megane	14	22:38.842	1:18.687	7.783	68.61	1:34.398	11
11	50	B	Matt CHERRINGTON	Seat Leon	14	22:54.095	1:33.940	15.253	67.85	1:35.886	11
12	63	C	Dan MALONE	Peugeot 106 Gti	13	21:46.356	1 lap	1 lap	66.27	1:37.018	10
13	31	B	Keith ISSATT	BMW 1 Series	13	22:29.942	1 lap	43.586	64.13	1:39.992	7
14	34	B	Kevin GEORGE	BMW 120D	13	22:53.250	1 lap	23.308	63.04	1:40.094	3

NOT CLASSIFIED

DNF	30	A	Matthew PIKE	Mini Cooper	4	9:21.056	10 laps	9 laps	47.48	1:50.085	2
-----	----	---	---------------------	-------------	---	----------	----------------	--------	-------	----------	---

FASTEST LAP

8	A	Martin WALLBANK	Vauxhall Astra VXR	12	1:27.718	75.92 mph	122.19 kph
33	B	Abbie EATON	Vauxhall Corsa	10	1:33.733	71.05 mph	114.34 kph
63	C	Dan MALONE	Peugeot 106 Gti	10	1:37.018	68.64 mph	110.47 kph

Weather / Track : Rain / Wet

These results are provisional until the conclusion of any judicial and technical matters.

Castle Combe
Circuit Length = 1.8500 miles
Start: 16:35 End: 16:58

Clerk of Course :	Timekeeper :
-------------------	--------------

Dunlop Sport Maxx Production Cup
RACE 16 - LAP CHART

Lap 1			Lap 2			Lap 3			Lap 4			Lap 5		
No	Behind	Laptime	No	Behind	Laptime	No	Behind	Laptime	No	Behind	Laptime	No	Behind	Laptime
14		1:39.576	14		1:33.977	14		1:34.121	14		1:32.743	14		1:31.773
21	2.449	1:42.025	21	2.025	1:33.553	21	1.490	1:33.586	21	1.039	1:32.292	1	0.146	1:30.661
1	3.751	1:43.327	1	2.735	1:32.961	1	2.113	1:33.499	1	1.258	1:31.888	21	1.585	1:32.319
22	5.144	1:44.720	22	4.317	1:33.150	22	3.429	1:33.233	22	2.842	1:32.156	22	2.472	1:31.403
9	5.298	1:44.874	9	6.540	1:35.219	9	5.949	1:33.530	8	4.802	1:31.005	8	2.732	1:29.703
40	5.795	1:45.371	40	7.465	1:35.647	8	6.540	1:31.508	9	6.692	1:33.486	9	6.996	1:32.077
10	6.803	1:46.379	8	9.153	1:32.173	40	7.604	1:34.260	40	9.064	1:34.203	40	10.332	1:33.041
6	9.672	1:49.248	6	14.757	1:39.062	10	19.364	1:35.695	10	21.365	1:34.744	10	23.118	1:33.526
8	10.957	1:50.533	10	17.790	1:44.964	6	20.522	1:39.886	6	25.078	1:37.299	33	28.863	1:34.898
30	11.884	1:51.460	63	18.442	1:38.933	33	22.012	1:36.485	33	25.738	1:36.469	6	30.534	1:37.229
63	13.486	1:53.062	33	19.648	1:38.898	63	23.690	1:39.369	63	28.015	1:37.068	50	34.022	1:36.651
34	14.202	1:53.778	50	21.209	1:40.171	50	24.933	1:37.845	50	29.144	1:36.954	63	44.945	1:48.703
33	14.727	1:54.303	31	27.162	1:44.218	31	35.084	1:42.043	31	44.654	1:42.313	31	56.557	1:43.676
50	15.015	1:54.591	30	27.992	1:50.085	34	39.997	1:40.094	34	1:04.576	1:57.322	34	1:16.263	1:43.460
31	16.921	1:56.497	34	34.024	1:53.799	30	44.005	1:50.134 P				30	1 LAP	3:49.377 P

Dunlop Sport Maxx Production Cup

RACE 16 - LAP CHART

Lap 6			Lap 7			Lap 8			Lap 9			Lap 10		
No	Behind	Laptime	No	Behind	Laptime	No	Behind	Laptime	No	Behind	Laptime	No	Behind	Laptime
14		1:31.734	1		1:30.721	1		1:29.707	1		1:30.213	1		1:28.547
1	0.388	1:31.976	14	1.295	1:32.404	8	1.056	1:28.587	8	0.526	1:29.683	8	1.071	1:29.092
21	1.959	1:32.108	8	2.176	1:30.553	14	4.171	1:32.583	14	5.782	1:31.824	14	7.763	1:30.528
8	2.732	1:31.734	21	4.116	1:33.266	21	5.603	1:31.194	21	6.267	1:30.877	22	8.794	1:30.388
22	6.867	1:36.129	22	6.063	1:30.305	22	6.848	1:30.492	22	6.953	1:30.318	21	9.632	1:31.912
9	7.989	1:32.727	9	8.847	1:31.967	9	11.652	1:32.512	9	13.962	1:32.523	31	1 LAP	1:46.269
40	12.073	1:33.475	40	14.347	1:33.383	34	1 LAP	1:50.436	40	18.845	1:32.621	9	17.747	1:32.332
10	23.947	1:32.563	10	25.967	1:33.129	40	16.437	1:31.797	34	1 LAP	1:43.138	40	21.992	1:31.694
33	31.714	1:34.585	33	35.141	1:34.536	10	28.449	1:32.189	10	30.991	1:32.755	10	33.907	1:31.463
6	34.115	1:35.315	6	38.719	1:35.713	33	40.140	1:34.706	33	44.073	1:34.146	34	1 LAP	1:41.415
50	38.762	1:36.474	50	44.566	1:36.913	6	44.201	1:35.189	6	48.736	1:34.748	33	49.259	1:33.733
63	52.033	1:38.822	63	59.014	1:38.090	50	51.202	1:36.343	50	56.996	1:36.007	6	54.630	1:34.441
31	1:06.396	1:41.573	31	1:15.279	1:39.992	63	1:06.393	1:37.086	63	1:13.526	1:37.346	50	1:04.628	1:36.179
34	1:25.359	1:40.830				31	1:26.337	1:40.765				63	1:21.997	1:37.018

Dunlop Sport Maxx Production Cup

RACE 16 - LAP CHART

Lap 11			Lap 12			Lap 13			Lap 14		
No	Behind	Laptime	No	Behind	Laptime	No	Behind	Laptime	No	Behind	Laptime
1		1:28.078	1		1:28.479	1		1:29.874	1		1:30.224
8	1.271	1:28.278	8	0.510	1:27.718	8	0.595	1:29.959	8	7.449	1:37.078
22	11.005	1:30.289	63	1 LAP	1:39.480	22	13.723	1:30.935	22	14.724	1:31.225
14	11.624	1:31.939	22	12.662	1:30.136	14	14.635	1:31.148	14	15.505	1:31.094
21	12.145	1:30.591	14	13.361	1:30.216	63	1 LAP	1:40.416	21	19.329	1:32.189
9	21.611	1:31.942	21	15.266	1:31.600	21	17.364	1:31.972	63	1 LAP	1:40.963
40	26.410	1:32.496	9	24.893	1:31.761	9	29.433	1:34.414	9	33.254	1:34.045
31	1 LAP	1:43.190	40	29.793	1:31.862	40	32.996	1:33.077	40	35.743	1:32.971
10	36.891	1:31.062	10	40.203	1:31.791	10	42.411	1:32.082	10	44.685	1:32.498
34	1 LAP	1:40.731	31	1 LAP	1:42.768	31	1 LAP	1:43.361	31	1 LAP	1:43.277
33	55.138	1:33.957	33	1:01.308	1:34.649	33	1:05.571	1:34.137	33	1:10.904	1:35.557
6	1:00.950	1:34.398	34	1 LAP	1:42.475	6	1:13.309	1:35.445	6	1:18.687	1:35.602
50	1:12.436	1:35.886	6	1:07.738	1:35.267	34	1 LAP	1:45.169	34	1 LAP	1:40.603
			50	1:20.880	1:36.923	50	1:27.581	1:36.575	50	1:33.940	1:36.583

Mini Challenge

QUALIFYING - RACE 4 - CLASSIFICATION

POS	NO	CL	NAME	ENTRY	TIME	ON	LAPS	GAP	DIFF	MPH
1	1	S	Martin DEPPER	Mini Cooper S	1:17.090	4	14			86.39
2	7	S	Arthur FORSTER	Mini Cooper S	1:17.313	4	13	0.223	0.223	86.14
3	70	S	Ollie MORTIMER	Mini Cooper S	1:17.697	4	15	0.607	0.384	85.71
4	4	S	Shaun KING	Mini Cooper S	1:17.794	8	9	0.704	0.097	85.61
5	5	S	Phil HOUSE	Mini Cooper S	1:17.859	11	14	0.769	0.065	85.53
6	26	S	Lee ALLEN	Mini Cooper S	1:17.880	3	16	0.790	0.021	85.51
7	17	S	Carl BENNETT	Mini Cooper S	1:17.889	4	14	0.799	0.009	85.50
8	66	S	Steve LIQUORISH	Mini Cooper S	1:18.457	10	16	1.367	0.568	84.88
9	50	S	Jason RICHARDSON	Mini Cooper S	1:18.977	4	14	1.887	0.520	84.32
10	33	S	Laurance SAIT	Mini Cooper S	1:19.798	10	15	2.708	0.821	83.46
11	12	S	Graham PARSONS	Mini Cooper S	1:19.872	5	13	2.782	0.074	83.38
12	97	S	Roger GRIMSHAW	Mini Cooper S	1:19.957	4	11	2.867	0.085	83.29
13	6	C	Joey POWIS	Mini Cooper	1:24.561	9	14	7.471	4.604	78.76
14	55	C	James BLYTH	Mini Cooper	1:24.900	13	13	7.810	0.339	78.44
15	2	C	Luke CAUDLE	Mini Cooper	1:25.164	13	14	8.074	0.264	78.20
16	57	C	Nick BOOTH	Mini Cooper	1:25.745	5	14	8.655	0.581	77.67
17	10	C	Dave NIXON	Mini Cooper	1:25.747	13	14	8.657	0.002	77.67
18	9	C	Kevin OCONNOR	Mini Cooper	1:26.883	10	13	9.793	1.136	76.65
19	19	C	Sarah PARSONS	Mini Cooper	1:26.981	8	13	9.891	0.098	76.56
20	77	C	Nigel JOHNSON	Mini Cooper	1:27.308	11	13	10.218	0.327	76.28
21	52	C	Craig FREEMAN	Mini Cooper	1:29.410	11	13	12.320	2.102	74.48
22	3	C	Roger BATES	Mini Cooper	1:34.169	10	11	17.079	4.759	70.72

Weather / Track : Bright / Dry

These results are provisional until the conclusion of any judicial and technical matters.

Castle Combe
Circuit Length = 1.8500 miles
Start: 10:31 End: 10:53

Clerk of Course :

Timekeeper :

Mini Challenge

QUALIFYING - RACE 4 - LAP ANALYSIS

1	Martin DEPPER		S Mini Cooper S				
1 -	1:41.023	+ 23.933	10:33:31.593	8 -	1:30.740	+ 13.650	10:43:03.459
2 -	1:18.964	+ 1.874	10:34:50.557	9 -	1:18.236	+ 1.146	10:44:21.695
3 -	1:17.885	+ 0.795	10:36:08.442	10 -	1:32.171	+ 15.081	10:45:53.866
4 -	1:17.090		10:37:25.532	11 -	1:25.542	+ 8.452	10:47:19.408
5 -	1:17.402	+ 0.312	10:38:42.934	12 -	1:27.938 P	+ 10.848	10:48:47.346
6 -	1:17.327	+ 0.237	10:40:00.261	13 -	2:14.972	+ 57.882	10:51:02.318
7 -	1:32.458	+ 15.368	10:41:32.719	14 -	1:18.190	+ 1.100	10:52:20.508
2	Luke CAUDLE		C Mini Cooper				
1 -	1:38.058	+ 12.894	10:33:58.811	8 -	1:27.678	+ 2.514	10:44:12.569
2 -	1:29.476	+ 4.312	10:35:28.287	9 -	1:28.348	+ 3.184	10:45:40.917
3 -	1:26.200	+ 1.036	10:36:54.487	10 -	1:25.211	+ 0.047	10:47:06.128
4 -	1:26.042	+ 0.878	10:38:20.529	11 -	1:25.830	+ 0.666	10:48:31.958
5 -	1:25.505	+ 0.341	10:39:46.034	12 -	1:27.039	+ 1.875	10:49:58.997
6 -	1:27.999	+ 2.835	10:41:14.033	13 -	1:25.164		10:51:24.161
7 -	1:30.858	+ 5.694	10:42:44.891	14 -	1:25.548	+ 0.384	10:52:49.709
3	Roger BATES		C Mini Cooper				
1 -	1:44.695	+ 10.526	10:34:02.357	7 -	1:34.517	+ 0.348	10:43:41.514
2 -	1:39.337	+ 5.168	10:35:41.694	8 -	1:36.174	+ 2.005	10:45:17.688
3 -	1:37.687	+ 3.518	10:37:19.381	9 -	1:34.478	+ 0.309	10:46:52.166
4 -	1:37.214	+ 3.045	10:38:56.595	10 -	1:34.169		10:48:26.335
5 -	1:35.163	+ 0.994	10:40:31.758	11 -	1:49.719 P	+ 15.550	10:50:16.054
6 -	1:35.239	+ 1.070	10:42:06.997				
4	Shaun KING		S Mini Cooper S				
1 -	1:32.614	+ 14.820	10:33:25.866	6 -	3:02.048	+ 1:44.254	10:41:49.588
2 -	1:19.198	+ 1.404	10:34:45.064	7 -	1:18.015	+ 0.221	10:43:07.603
3 -	1:18.279	+ 0.485	10:36:03.343	8 -	1:17.794		10:44:25.397
4 -	1:18.165	+ 0.371	10:37:21.508	9 -	1:39.943 P	+ 22.149	10:46:05.340
5 -	1:26.032 P	+ 8.238	10:38:47.540				
5	Phil HOUSE		S Mini Cooper S				
1 -	1:30.638	+ 12.779	10:33:23.040	8 -	3:30.036	+ 2:12.177	10:45:02.226
2 -	1:20.072	+ 2.213	10:34:43.112	9 -	1:17.938	+ 0.079	10:46:20.164
3 -	1:21.101	+ 3.242	10:36:04.213	10 -	1:18.304	+ 0.445	10:47:38.468
4 -	1:18.040	+ 0.181	10:37:22.253	11 -	1:17.859		10:48:56.327
5 -	1:19.836	+ 1.977	10:38:42.089	12 -	1:19.806	+ 1.947	10:50:16.133
6 -	1:18.877	+ 1.018	10:40:00.966	13 -	1:18.497	+ 0.638	10:51:34.630
7 -	1:31.224 P	+ 13.365	10:41:32.190	14 -	1:18.390	+ 0.531	10:52:53.020
6	Joey POWIS		C Mini Cooper				
1 -	1:44.010	+ 19.449	10:33:53.675	8 -	1:30.698	+ 6.137	10:44:14.844
2 -	1:30.883	+ 6.322	10:35:24.558	9 -	1:24.561		10:45:39.405
3 -	1:25.416	+ 0.855	10:36:49.974	10 -	1:24.935	+ 0.374	10:47:04.340
4 -	1:27.185	+ 2.624	10:38:17.159	11 -	1:24.639	+ 0.078	10:48:28.979
5 -	1:31.659	+ 7.098	10:39:48.818	12 -	1:26.036	+ 1.475	10:49:55.015
6 -	1:30.678	+ 6.117	10:41:19.496	13 -	1:24.708	+ 0.147	10:51:19.723
7 -	1:24.650	+ 0.089	10:42:44.146	14 -	1:31.845	+ 7.284	10:52:51.568
7	Arthur FORSTER		S Mini Cooper S				
1 -	1:34.347	+ 17.034	10:33:31.269	8 -	1:44.360 P	+ 27.047	10:43:16.129
2 -	1:18.967	+ 1.654	10:34:50.236	9 -	3:21.801	+ 2:04.488	10:46:37.930
3 -	1:17.690	+ 0.377	10:36:07.926	10 -	1:18.062	+ 0.749	10:47:55.992
4 -	1:17.313		10:37:25.239	11 -	1:23.150	+ 5.837	10:49:19.142
5 -	1:30.113	+ 12.800	10:38:55.352	12 -	1:17.610	+ 0.297	10:50:36.752
6 -	1:17.843	+ 0.530	10:40:13.195	13 -	1:37.897 P	+ 20.584	10:52:14.649
7 -	1:18.574	+ 1.261	10:41:31.769				
9	Kevin OCONNOR		C Mini Cooper				
1 -	1:40.449	+ 13.566	10:33:49.128	8 -	1:27.595	+ 0.712	10:44:07.904
2 -	1:30.482	+ 3.599	10:35:19.610	9 -	1:27.780	+ 0.897	10:45:35.684

Castle Combe
Circuit Length = 1.8500 miles
Start: 10:31 End: 10:53

Weather / Track : Bright / Dry

Mini Challenge

QUALIFYING - RACE 4 - LAP ANALYSIS

3 -	1:28.668	+ 1.785	10:36:48.278	10 -	1:26.883		10:47:02.567
4 -	1:28.094	+ 1.211	10:38:16.372	11 -	1:56.796 P	+ 29.913	10:48:59.363
5 -	1:27.875	+ 0.992	10:39:44.247	12 -	2:49.715	+ 1:22.832	10:51:49.078
6 -	1:27.713	+ 0.830	10:41:11.960	13 -	1:27.069	+ 0.186	10:53:16.147
7 -	1:28.349	+ 1.466	10:42:40.309				
10	Dave NIXON C Mini Cooper						
1 -	1:39.249	+ 13.502	10:33:59.209	8 -	1:26.458	+ 0.711	10:44:16.895
2 -	1:30.817	+ 5.070	10:35:30.026	9 -	1:25.913	+ 0.166	10:45:42.808
3 -	1:33.271	+ 7.524	10:37:03.297	10 -	1:25.850	+ 0.103	10:47:08.658
4 -	1:27.775	+ 2.028	10:38:31.072	11 -	1:26.109	+ 0.362	10:48:34.767
5 -	1:26.674	+ 0.927	10:39:57.746	12 -	1:27.219	+ 1.472	10:50:01.986
6 -	1:26.260	+ 0.513	10:41:24.006	13 -	1:25.747		10:51:27.733
7 -	1:26.431	+ 0.684	10:42:50.437	14 -	1:26.008	+ 0.261	10:52:53.741
12	Graham PARSONS S Mini Cooper S						
1 -	1:30.914	+ 11.042	10:35:05.738	8 -	1:21.815	+ 1.943	10:44:37.277
2 -	1:23.887	+ 4.015	10:36:29.625	9 -	1:21.857	+ 1.985	10:45:59.134
3 -	1:21.992	+ 2.120	10:37:51.617	10 -	1:19.931	+ 0.059	10:47:19.065
4 -	1:24.012	+ 4.140	10:39:15.629	11 -	1:23.377	+ 3.505	10:48:42.442
5 -	1:19.872		10:40:35.501	12 -	1:49.727 P	+ 29.855	10:50:32.169
6 -	1:19.978	+ 0.106	10:41:55.479	13 -	2:38.243	+ 1:18.371	10:53:10.412
7 -	1:19.983	+ 0.111	10:43:15.462				
17	Carl BENNETT S Mini Cooper S						
1 -	1:28.954	+ 11.065	10:33:12.385	8 -	1:18.593	+ 0.704	10:44:36.118
2 -	1:20.109	+ 2.220	10:34:32.494	9 -	1:34.000	+ 16.111	10:46:10.118
3 -	1:18.969	+ 1.080	10:35:51.463	10 -	1:26.695	+ 8.806	10:47:36.813
4 -	1:17.889		10:37:09.352	11 -	1:18.914	+ 1.025	10:48:55.727
5 -	1:28.044 P	+ 10.155	10:38:37.396	12 -	1:25.108	+ 7.219	10:50:20.835
6 -	3:21.617	+ 2:03.728	10:41:59.013	13 -	1:20.809	+ 2.920	10:51:41.644
7 -	1:18.512	+ 0.623	10:43:17.525	14 -	1:19.072	+ 1.183	10:53:00.716
19	Sarah PARSONS C Mini Cooper						
1 -	1:39.375	+ 12.394	10:33:58.214	8 -	1:26.981		10:44:17.993
2 -	1:31.363	+ 4.382	10:35:29.577	9 -	1:27.538	+ 0.557	10:45:45.531
3 -	1:29.784	+ 2.803	10:36:59.361	10 -	1:27.866	+ 0.885	10:47:13.397
4 -	1:28.631	+ 1.650	10:38:27.992	11 -	1:27.593	+ 0.612	10:48:40.990
5 -	1:27.752	+ 0.771	10:39:55.744	12 -	1:27.727	+ 0.746	10:50:08.717
6 -	1:27.937	+ 0.956	10:41:23.681	13 -	1:34.369 P	+ 7.388	10:51:43.086
7 -	1:27.331	+ 0.350	10:42:51.012				
26	Lee ALLEN S Mini Cooper S						
1 -	1:28.515	+ 10.635	10:33:14.135	9 -	1:18.800	+ 0.920	10:43:48.063
2 -	1:21.370	+ 3.490	10:34:35.505	10 -	1:18.933	+ 1.053	10:45:06.996
3 -	1:17.880		10:35:53.385	11 -	1:19.794	+ 1.914	10:46:26.790
4 -	1:18.448	+ 0.568	10:37:11.833	12 -	1:20.258	+ 2.378	10:47:47.048
5 -	1:19.567	+ 1.687	10:38:31.400	13 -	1:18.745	+ 0.865	10:49:05.793
6 -	1:19.934	+ 2.054	10:39:51.334	14 -	1:18.960	+ 1.080	10:50:24.753
7 -	1:19.337	+ 1.457	10:41:10.671	15 -	1:18.665	+ 0.785	10:51:43.418
8 -	1:18.592	+ 0.712	10:42:29.263	16 -	1:18.852	+ 0.972	10:53:02.270
33	Laurance SAIT S Mini Cooper S						
1 -	1:27.410	+ 7.612	10:33:14.703	9 -	1:20.333	+ 0.535	10:43:59.252
2 -	1:22.068	+ 2.270	10:34:36.771	10 -	1:19.798		10:45:19.050
3 -	1:20.104	+ 0.306	10:35:56.875	11 -	1:19.844	+ 0.046	10:46:38.894
4 -	1:20.535	+ 0.737	10:37:17.410	12 -	1:22.678	+ 2.880	10:48:01.572
5 -	1:20.799	+ 1.001	10:38:38.209	13 -	1:19.857	+ 0.059	10:49:21.429
6 -	1:20.338	+ 0.540	10:39:58.547	14 -	1:19.872	+ 0.074	10:50:41.301
7 -	1:19.913	+ 0.115	10:41:18.460	15 -	1:20.044	+ 0.246	10:52:01.345
8 -	1:20.459	+ 0.661	10:42:38.919				
50	Jason RICHARDSON S Mini Cooper S						
1 -	1:32.130	+ 13.153	10:33:33.979	8 -	1:19.031	+ 0.054	10:44:25.148

Castle Combe
Circuit Length = 1.8500 miles
Start: 10:31 End: 10:53

Weather / Track : Bright / Dry

Mini Challenge

QUALIFYING - RACE 4 - LAP ANALYSIS

2 -	1:20.743	+ 1.766	10:34:54.722	9 -	1:19.904	+ 0.927	10:45:45.052
3 -	1:19.191	+ 0.214	10:36:13.913	10 -	1:28.224	+ 9.247	10:47:13.276
4 -	1:18.977		10:37:32.890	11 -	1:40.711	+ 21.734	10:48:53.987
5 -	1:23.445	+ 4.468	10:38:56.335	12 -	1:19.533	+ 0.556	10:50:13.520
6 -	1:28.678 P	+ 9.701	10:40:25.013	13 -	1:19.023	+ 0.046	10:51:32.543
7 -	2:41.104	+ 1:22.127	10:43:06.117	14 -	1:20.111	+ 1.134	10:52:52.654
52	Craig FREEMAN C Mini Cooper						
1 -	1:47.901	+ 18.491	10:34:01.065	8 -	1:30.058	+ 0.648	10:45:00.811
2 -	1:34.976	+ 5.566	10:35:36.041	9 -	1:31.534	+ 2.124	10:46:32.345
3 -	1:32.133	+ 2.723	10:37:08.174	10 -	1:35.533	+ 6.123	10:48:07.878
4 -	1:36.656	+ 7.246	10:38:44.830	11 -	1:29.410		10:49:37.288
5 -	1:31.191	+ 1.781	10:40:16.021	12 -	1:32.042	+ 2.632	10:51:09.330
6 -	1:44.217	+ 14.807	10:42:00.238	13 -	1:30.434	+ 1.024	10:52:39.764
7 -	1:30.515	+ 1.105	10:43:30.753				
55	James BLYTH C Mini Cooper						
1 -	1:32.461	+ 7.561	10:33:47.607	8 -	1:45.571 P	+ 20.671	10:44:16.118
2 -	1:25.351	+ 0.451	10:35:12.958	9 -	2:34.495	+ 1:09.595	10:46:50.613
3 -	1:25.206	+ 0.306	10:36:38.164	10 -	1:24.909	+ 0.009	10:48:15.522
4 -	1:25.270	+ 0.370	10:38:03.434	11 -	1:25.020	+ 0.120	10:49:40.542
5 -	1:25.001	+ 0.101	10:39:28.435	12 -	1:26.125	+ 1.225	10:51:06.667
6 -	1:37.080	+ 12.180	10:41:05.515	13 -	1:24.900		10:52:31.567
7 -	1:25.032	+ 0.132	10:42:30.547				
57	Nick BOOTH C Mini Cooper						
1 -	1:36.561	+ 10.816	10:33:41.550	8 -	1:34.483	+ 8.738	10:44:04.854
2 -	1:27.434	+ 1.689	10:35:08.984	9 -	1:25.869	+ 0.124	10:45:30.723
3 -	1:26.840	+ 1.095	10:36:35.824	10 -	1:39.715	+ 13.970	10:47:10.438
4 -	1:26.582	+ 0.837	10:38:02.406	11 -	1:43.170	+ 17.425	10:48:53.608
5 -	1:25.745		10:39:28.151	12 -	1:30.257	+ 4.512	10:50:23.865
6 -	1:36.183	+ 10.438	10:41:04.334	13 -	1:25.778	+ 0.033	10:51:49.643
7 -	1:26.037	+ 0.292	10:42:30.371	14 -	1:36.091	+ 10.346	10:53:25.734
66	Steve LIQUORISH S Mini Cooper S						
1 -	1:28.485	+ 10.028	10:33:17.179	9 -	1:19.321	+ 0.864	10:43:49.906
2 -	1:19.069	+ 0.612	10:34:36.248	10 -	1:18.457		10:45:08.363
3 -	1:18.498	+ 0.041	10:35:54.746	11 -	1:18.547	+ 0.090	10:46:26.910
4 -	1:18.868	+ 0.411	10:37:13.614	12 -	1:19.151	+ 0.694	10:47:46.061
5 -	1:18.600	+ 0.143	10:38:32.214	13 -	1:18.953	+ 0.496	10:49:05.014
6 -	1:20.425	+ 1.968	10:39:52.639	14 -	1:19.089	+ 0.632	10:50:24.103
7 -	1:19.310	+ 0.853	10:41:11.949	15 -	1:19.006	+ 0.549	10:51:43.109
8 -	1:18.636	+ 0.179	10:42:30.585	16 -	1:18.625	+ 0.168	10:53:01.734
70	Ollie MORTIMER S Mini Cooper S						
1 -	1:28.471	+ 10.774	10:33:12.923	9 -	1:18.570	+ 0.873	10:43:56.517
2 -	1:21.773	+ 4.076	10:34:34.696	10 -	1:17.945	+ 0.248	10:45:14.462
3 -	1:17.876	+ 0.179	10:35:52.572	11 -	1:18.163	+ 0.466	10:46:32.625
4 -	1:17.697		10:37:10.269	12 -	1:31.683	+ 13.986	10:48:04.308
5 -	1:25.758	+ 8.061	10:38:36.027	13 -	1:18.344	+ 0.647	10:49:22.652
6 -	1:20.860	+ 3.163	10:39:56.887	14 -	1:34.337	+ 16.640	10:50:56.989
7 -	1:19.205	+ 1.508	10:41:16.092	15 -	1:18.219	+ 0.522	10:52:15.208
8 -	1:21.855	+ 4.158	10:42:37.947				
77	Nigel JOHNSON C Mini Cooper						
1 -	1:43.388	+ 16.080	10:33:57.988	8 -	1:28.483	+ 1.175	10:45:50.141
2 -	1:31.366	+ 4.058	10:35:29.354	9 -	1:27.629	+ 0.321	10:47:17.770
3 -	1:29.770	+ 2.462	10:36:59.124	10 -	1:29.566	+ 2.258	10:48:47.336
4 -	1:31.494	+ 4.186	10:38:30.618	11 -	1:27.308		10:50:14.644
5 -	1:39.615 P	+ 12.307	10:40:10.233	12 -	1:30.536	+ 3.228	10:51:45.180
6 -	2:43.483	+ 1:16.175	10:42:53.716	13 -	1:28.329	+ 1.021	10:53:13.509
7 -	1:27.942	+ 0.634	10:44:21.658				

Castle Combe
Circuit Length = 1.8500 miles
Start: 10:31 End: 10:53

Weather / Track : Bright / Dry


Mini Challenge

QUALIFYING - RACE 4 - LAP ANALYSIS

97	Roger GRIMSHAW		S Mini Cooper S				
1 -	1:34.739	+ 14.782	10:33:32.796	7 -	1:32.145 P	+ 12.188	10:42:08.843
2 -	1:27.021	+ 7.064	10:34:59.817	8 -	3:57.544	+ 2:37.587	10:46:06.387
3 -	1:20.271	+ 0.314	10:36:20.088	9 -	1:24.049	+ 4.092	10:47:30.436
4 -	1:19.957		10:37:40.045	10 -	1:19.980	+ 0.023	10:48:50.416
5 -	1:24.381	+ 4.424	10:39:04.426	11 -	1:48.360 P	+ 28.403	10:50:38.776
6 -	1:32.272	+ 12.315	10:40:36.698				

Mini Challenge

RACE 4 - GRID

ROW 11	1:29.410 52 Craig FREEMAN	1:34.169 3 Roger BATES
ROW 10	1:26.981 19 Sarah PARSONS	1:27.308 77 Nigel JOHNSON
ROW 9	1:25.747 10 Dave NIXON	1:26.883 9 Kevin OCONNOR
ROW 8	1:25.164 2 Luke CAUDLE	1:25.745 57 Nick BOOTH
ROW 7	1:24.561 6 Joey POWIS	1:24.900 55 James BLYTH
ROW 6	1:19.872 12 Graham PARSONS	1:19.957 97 Roger GRIMSHAW
ROW 5	1:18.977 50 Jason RICHARDSON	1:19.798 33 Laurance SAIT
ROW 4	1:17.889 17 Carl BENNETT	1:18.457 66 Steve LIQUORISH
ROW 3	1:17.859 5 Phil HOUSE	1:17.880 26 Lee ALLEN
ROW 2	1:17.697 70 Ollie MORTIMER	1:17.794 4 Shaun KING
ROW 1	1:17.090 1 Martin DEPPER	1:17.313 7 Arthur FORSTER
Pole		
		

Castle Combe
Circuit Length = 1.8500 miles

These results are provisional until the conclusion of any judicial and technical matters.

Clerk of Course :

Timekeeper :

Mini Challenge

RACE 4 - CLASSIFICATION

POS	NO	CL	NAME	ENTRY	LAPS	TIME	GAP	DIFF	MPH	BEST	ON
1	7	S	Arthur FORSTER	Mini Cooper S	16	21:04.788			84.25	1:17.985	5
2	1	S	Martin DEPPER	Mini Cooper S	16	21:05.030	0.242	0.242	84.23	1:17.934	4
3	70	S	Ollie MORTIMER	Mini Cooper S	16	21:11.193	6.405	6.163	83.82	1:18.033	4
4	4	S	Shaun KING	Mini Cooper S	16	21:13.858	9.070	2.665	83.65	1:18.426	3
5	17	S	Carl BENNETT	Mini Cooper S	16	21:15.715	10.927	1.857	83.53	1:18.153	5
6	66	S	Steve LIQUORISH	Mini Cooper S	16	21:17.749	12.961	2.034	83.39	1:18.476	5
7	26	S	Lee ALLEN	Mini Cooper S	16	21:18.841	14.053	1.092	83.32	1:18.512	5
8	50	S	Jason RICHARDSON	Mini Cooper S	16	21:22.165	17.377	3.324	83.10	1:18.976	5
9	33	S	Laurance SAIT	Mini Cooper S	16	21:27.904	23.116	5.739	82.73	1:19.475	3
10	97	S	Roger GRIMSHAW	Mini Cooper S	16	21:30.216	25.428	2.312	82.59	1:19.047	4
11	12	S	Graham PARSONS	Mini Cooper S	16	21:31.575	26.787	1.359	82.50	1:19.058	3
12	5	S	Phil HOUSE	Mini Cooper S	15	21:25.931	1 lap	1 lap	77.68	1:18.464	5
13	6	C	Joey POWIS	Mini Cooper	15	21:29.613	1 lap	3.682	77.46	1:24.739	10
14	55	C	James BLYTH	Mini Cooper	15	21:30.410	1 lap	0.797	77.41	1:24.863	4
15	2	C	Luke CAUDLE	Mini Cooper	15	21:33.983	1 lap	3.573	77.20	1:24.845	4
16	10	C	Dave NIXON	Mini Cooper	15	21:54.075	1 lap	20.092	76.02	1:25.209	13
17	57	C	Nick BOOTH	Mini Cooper	15	21:54.118	1 lap	0.043	76.02	1:25.971	13
18	9	C	Kevin OCONNOR	Mini Cooper	15	21:54.718	1 lap	0.600	75.98	1:25.733	7
19	77	C	Nigel JOHNSON	Mini Cooper	15	22:03.256	1 lap	8.538	75.49	1:26.365	3
20	19	C	Sarah PARSONS	Mini Cooper	15	22:04.647	1 lap	1.391	75.41	1:26.481	14
21	52	C	Craig FREEMAN	Mini Cooper	14	21:27.001	2 laps	1 lap	72.44	1:27.672	12
22	3	C	Roger BATES	Mini Cooper	14	21:52.277	2 laps	25.276	71.05	1:31.419	2

FASTEST LAP

1	S	Martin DEPPER	Mini Cooper S	4	1:17.934	85.45 mph	137.53 kph
6	C	Joey POWIS	Mini Cooper	10	1:24.739	78.59 mph	126.48 kph

Weather / Track : Bright / Dry

These results are provisional until the conclusion of any judicial and technical matters.

Castle Combe
Circuit Length = 1.8500 miles
Start: 15:53 End: 16:15

Clerk of Course :

Timekeeper :

Mini Challenge

RACE 4 - LAP CHART

Lap 1			Lap 2			Lap 3			Lap 4			Lap 5		
No	Behind	Laptime	No	Behind	Laptime	No	Behind	Laptime	No	Behind	Laptime	No	Behind	Laptime
1		1:25.327	1		1:18.515	1		1:18.091	1		1:17.934	1		1:18.217
7	0.695	1:26.022	7	0.277	1:18.097	7	0.271	1:18.085	7	0.401	1:18.064	7	0.169	1:17.985
70	1.745	1:27.072	70	1.866	1:18.636	70	1.846	1:18.071	70	1.945	1:18.033	70	2.113	1:18.385
5	1.908	1:27.235	4	2.679	1:18.872	4	3.014	1:18.426	4	3.721	1:18.641	4	4.337	1:18.833
4	2.322	1:27.649	26	3.457	1:19.037	26	3.996	1:18.630	26	4.978	1:18.916	26	5.273	1:18.512
26	2.935	1:28.262	5	3.616	1:20.223	5	4.120	1:18.595	5	5.220	1:19.034	5	5.467	1:18.464
66	3.583	1:28.910	66	4.220	1:19.152	66	5.130	1:19.001	17	6.204	1:18.917	17	6.140	1:18.153
17	3.781	1:29.108	17	4.408	1:19.142	17	5.221	1:18.904	66	6.507	1:19.311	66	6.766	1:18.476
33	4.425	1:29.752	33	5.586	1:19.676	33	6.970	1:19.475	33	8.620	1:19.584	50	9.509	1:18.976
50	4.653	1:29.980	50	6.066	1:19.928	50	7.431	1:19.456	50	8.750	1:19.253	33	10.218	1:19.815
97	5.957	1:31.284	97	6.931	1:19.489	97	8.197	1:19.357	97	9.310	1:19.047	97	10.531	1:19.438
12	6.372	1:31.699	12	8.157	1:20.300	12	9.124	1:19.058	12	10.916	1:19.726	12	12.112	1:19.413
55	9.381	1:34.708	55	16.149	1:25.283	55	23.399	1:25.341	55	30.328	1:24.863	55	37.691	1:25.580
6	9.624	1:34.951	6	16.536	1:25.427	6	23.739	1:25.294	6	30.723	1:24.918	6	37.891	1:25.385
10	11.497	1:36.824	2	19.655	1:26.495	2	27.142	1:25.578	2	34.053	1:24.845	2	41.085	1:25.249
2	11.675	1:37.002	10	20.602	1:27.620	10	28.794	1:26.283	10	37.991	1:27.131	10	46.853	1:27.079
57	12.423	1:37.750	57	22.049	1:28.141	57	30.248	1:26.290	57	38.433	1:26.119	57	47.306	1:27.090
9	12.629	1:37.956	9	22.355	1:28.241	77	31.298	1:26.365	9	39.877	1:25.866	9	47.868	1:26.208
77	13.687	1:39.014	77	23.024	1:27.852	9	31.945	1:27.681	77	41.320	1:27.956	77	50.286	1:27.183
19	14.102	1:39.429	19	23.502	1:27.915	19	34.422	1:29.011	19	44.390	1:27.902	19	54.297	1:28.124
3	16.461	1:41.788	3	29.365	1:31.419	3	43.169	1:31.895	3	57.444	1:32.209	3	1:11.491	1:32.264
52	17.182	1:42.509	52	30.155	1:31.488	52	43.576	1:31.512	52	58.002	1:32.360	52	1:11.864	1:32.079

Mini Challenge

RACE 4 - LAP CHART

Lap 6			Lap 7			Lap 8			Lap 9			Lap 10		
No	Behind	Laptime	No	Behind	Laptime	No	Behind	Laptime	No	Behind	Laptime	No	Behind	Laptime
1		1:18.248	1		1:18.500	1		1:18.261	1		1:18.738	1		1:19.662
7	0.445	1:18.524	7	0.544	1:18.599	7	0.567	1:18.284	7	0.370	1:18.541	7	0.671	1:19.963
70	2.663	1:18.798	70	3.547	1:19.384	70	3.866	1:18.580	19	1 LAP	1:28.345	57	1 LAP	1:26.846
4	4.681	1:18.592	4	5.033	1:18.852	4	6.000	1:19.228	70	3.756	1:18.628	10	1 LAP	1:27.342
26	5.753	1:18.728	26	6.057	1:18.804	17	7.699	1:18.984	4	6.006	1:18.744	70	3.252	1:19.158
5	5.944	1:18.725	5	6.652	1:19.208	26	9.959	1:22.163	17	7.636	1:18.675	9	1 LAP	1:27.843
17	6.528	1:18.636	17	6.976	1:18.948	66	10.384	1:21.313	26	10.259	1:19.038	77	1 LAP	1:28.042
66	7.189	1:18.671	66	7.332	1:18.643	50	13.374	1:20.047	66	10.471	1:18.825	4	5.344	1:19.000
50	10.462	1:19.201	3	1 LAP	1:33.900	33	15.824	1:20.190	50	14.208	1:19.572	17	7.205	1:19.231
33	12.423	1:20.453	50	11.588	1:19.626	97	17.366	1:20.772	33	16.658	1:19.572	26	10.307	1:19.710
97	13.109	1:20.826	52	1 LAP	1:37.203	12	18.191	1:21.476	97	18.310	1:19.682	66	10.750	1:19.941
12	13.358	1:19.494	33	13.895	1:19.972	5	22.532	1:34.141	12	18.714	1:19.261	19	1 LAP	1:27.377
55	44.396	1:24.953	97	14.855	1:20.246	3	1 LAP	1:35.747	5	33.578	1:29.784	50	14.157	1:19.611
6	44.844	1:25.201	12	14.976	1:20.118	52	1 LAP	1:32.590	52	1 LAP	1:31.384	33	16.858	1:19.862
2	48.183	1:25.346	55	50.960	1:25.064	6	57.849	1:24.955	3	1 LAP	1:32.447	97	18.226	1:19.578
10	55.624	1:27.019	6	51.155	1:24.811	55	58.137	1:25.438	6	1:05.730	1:26.619	12	18.878	1:19.826
57	56.713	1:27.655	2	54.877	1:25.194	2	1:01.779	1:25.163	55	1:06.144	1:26.745	5	45.069	1:31.153
9	57.629	1:28.009	10	1:04.015	1:26.891	57	1:13.544	1:27.486	2	1:08.748	1:25.707	52	1 LAP	1:28.559
77	58.754	1:26.716	57	1:04.319	1:26.106	10	1:13.795	1:28.041				3	1 LAP	1:31.807
19	1:03.899	1:27.850	9	1:04.862	1:25.733	9	1:14.269	1:27.668				6	1:10.807	1:24.739
			77	1:06.742	1:26.488	77	1:14.953	1:26.472				55	1:11.388	1:24.906
			19	1:12.315	1:26.916							2	1:13.966	1:24.880

Mini Challenge

RACE 4 - LAP CHART

Lap 11			Lap 12			Lap 13			Lap 14			Lap 15		
No	Behind	Laptime	No	Behind	Laptime	No	Behind	Laptime	No	Behind	Laptime	No	Behind	Laptime
7		1:18.824	7		1:19.019	7		1:18.745	7		1:18.365	7		1:18.586
1	0.286	1:19.781	1	0.323	1:19.056	1	0.344	1:18.766	1	0.335	1:18.356	1	0.175	1:18.426
70	2.348	1:18.591	2	1 LAP	1:25.404	3	2 LAPS	1:32.464	70	4.441	1:19.977	70	5.451	1:19.596
4	5.805	1:19.956	70	1.830	1:18.501	70	2.829	1:19.744	4	8.487	1:20.326	5	1 LAP	1:31.728
17	8.468	1:20.758	4	5.973	1:19.187	6	1 LAP	1:26.143	17	9.818	1:19.369	4	9.150	1:19.249
57	1 LAP	1:26.476	17	8.870	1:19.421	55	1 LAP	1:25.933	26	11.710	1:19.715	52	2 LAPS	1:30.935
10	1 LAP	1:25.899	26	10.320	1:18.783	4	6.526	1:19.298	66	12.057	1:19.461	17	10.541	1:19.309
66	10.269	1:19.014	66	10.780	1:19.530	2	1 LAP	1:25.594	6	1 LAP	1:26.531	66	12.877	1:19.406
26	10.556	1:19.744	50	14.697	1:19.704	17	8.814	1:18.689	55	1 LAP	1:26.475	26	13.611	1:20.487
9	1 LAP	1:27.545	57	1 LAP	1:26.638	26	10.360	1:18.785	2	1 LAP	1:25.023	50	17.070	1:19.178
77	1 LAP	1:28.422	10	1 LAP	1:27.031	66	10.961	1:18.926	50	16.478	1:19.537	6	1 LAP	1:24.844
50	14.012	1:19.350	33	18.072	1:19.769	50	15.306	1:19.354	3	2 LAPS	1:36.151	55	1 LAP	1:24.943
33	17.322	1:19.959	9	1 LAP	1:25.905	33	19.595	1:20.268	33	21.282	1:20.052	2	1 LAP	1:25.356
97	18.709	1:19.978	97	19.823	1:20.133	97	21.576	1:20.498	97	23.055	1:19.844	33	22.402	1:19.706
12	18.960	1:19.577	12	20.961	1:21.020	12	23.583	1:21.367	12	24.782	1:19.564	97	23.709	1:19.240
19	1 LAP	1:27.763	77	1 LAP	1:27.866	57	1 LAP	1:26.645	57	1 LAP	1:25.971	12	26.129	1:19.933
5	54.337	1:28.763	19	1 LAP	1:26.593	10	1 LAP	1:26.988	10	1 LAP	1:25.209	3	2 LAPS	1:33.126
52	1 LAP	1:27.755	5	1:04.078	1:28.760	9	1 LAP	1:26.462	9	1 LAP	1:26.448	57	1 LAP	1:27.520
3	1 LAP	1:34.504	52	1 LAP	1:29.579	77	1 LAP	1:29.624	77	1 LAP	1:26.918	10	1 LAP	1:27.520
6	1:16.280	1:24.968				19	1 LAP	1:26.982	19	1 LAP	1:27.160	9	1 LAP	1:26.153
55	1:16.868	1:24.975				5	1:13.571	1:28.238				77	1 LAP	1:26.760
						52	1 LAP	1:27.672				19	1 LAP	1:26.481


Mini Challenge

RACE 4 - LAP CHART

Lap 16		
No	Behind	Laptime
7		1:19.085
1	0.242	1:19.152
70	6.405	1:20.039
4	9.070	1:19.005
17	10.927	1:19.471
66	12.961	1:19.169
26	14.053	1:19.527
50	17.377	1:19.392
5	1 LAP	1:31.880
52	2 LAPS	1:31.376
33	23.116	1:19.799
6	1 LAP	1:24.827
97	25.428	1:20.804
55	1 LAP	1:25.203
12	26.787	1:19.743
2	1 LAP	1:27.147
3	2 LAPS	1:32.556
10	1 LAP	1:27.198
57	1 LAP	1:27.385
9	1 LAP	1:27.000
77	1 LAP	1:27.578
19	1 LAP	1:26.799

Mini Challenge

RACE 11 - GRID

ROW 11	52 Craig FREEMAN	3 Roger BATES
ROW 10	77 Nigel JOHNSON	19 Sarah PARSONS
ROW 9	57 Nick BOOTH	9 Kevin OCONNOR
ROW 8	2 Luke CAUDLE	10 Dave NIXON
ROW 7	6 Joey POWIS	55 James BLYTH
ROW 6	12 Graham PARSONS	5 Phil HOUSE
ROW 5	33 Laurance SAIT	97 Roger GRIMSHAW
ROW 4	26 Lee ALLEN	50 Jason RICHARDSON
ROW 3	17 Carl BENNETT	66 Steve LIQUORISH
ROW 2	70 Ollie MORTIMER	4 Shaun KING
ROW 1	7 Arthur FORSTER	1 Martin DEPPER
Pole		
		

Castle Combe
Circuit Length = 1.8500 miles

These results are provisional until the conclusion of any judicial and technical matters.

Clerk of Course :		Timekeeper :

Mini Challenge

RACE 11 - CLASSIFICATION

POS	NO	CL	NAME	ENTRY	LAPS	TIME	GAP	DIFF	MPH	BEST	ON
1	7	S	Arthur FORSTER	Mini Cooper S	14	20:12.560			76.89	1:24.520	13
2	1	S	Martin DEPPER	Mini Cooper S	14	20:13.526	0.966	0.966	76.83	1:24.667	14
3	70	S	Ollie MORTIMER	Mini Cooper S	14	20:13.660	1.100	0.134	76.82	1:25.206	14
4	17	S	Carl BENNETT	Mini Cooper S	14	20:13.784	1.224	0.124	76.81	1:24.650	14
5	5	S	Phil HOUSE	Mini Cooper S	14	20:16.555	3.995	2.771	76.64	1:23.956	14
6	26	S	Lee ALLEN	Mini Cooper S	14	20:19.324	6.764	2.769	76.46	1:24.651	14
7	66	S	Steve LIQUORISH	Mini Cooper S	14	20:19.738	7.178	0.414	76.44	1:24.600	14
8	4	S	Shaun KING	Mini Cooper S	14	20:20.204	7.644	0.466	76.41	1:24.452	14
9	33	S	Laurance SAIT	Mini Cooper S	14	20:20.705	8.145	0.501	76.38	1:24.077	14
10	97	S	Roger GRIMSHAW	Mini Cooper S	14	20:28.687	16.127	7.982	75.88	1:25.136	12
11	50	S	Jason RICHARDSON	Mini Cooper S	14	20:37.838	25.278	9.151	75.32	1:25.845	12
12	6	C	Joey POWIS	Mini Cooper	14	21:07.525	54.965	29.687	73.56	1:28.154	13
13	2	C	Luke CAUDLE	Mini Cooper	14	21:08.181	55.621	0.656	73.52	1:27.564	13
14	55	C	James BLYTH	Mini Cooper	14	21:19.006	1:06.446	10.825	72.90	1:28.918	14
15	57	C	Nick BOOTH	Mini Cooper	14	21:26.720	1:14.160	7.714	72.46	1:29.573	12
16	9	C	Kevin OCONNOR	Mini Cooper	14	21:30.058	1:17.498	3.338	72.27	1:28.944	14
17	10	C	Dave NIXON	Mini Cooper	14	21:36.309	1:23.749	6.251	71.92	1:30.353	10
18	19	C	Sarah PARSONS	Mini Cooper	14	21:37.239	1:24.679	0.930	71.87	1:30.003	14
19	77	C	Nigel JOHNSON	Mini Cooper	13	20:17.871	1 lap	1 lap	71.09	1:30.864	12
20	52	C	Craig FREEMAN	Mini Cooper	13	20:59.635	1 lap	41.764	68.73	1:33.551	12
21	3	C	Roger BATES	Mini Cooper	12	21:47.160	2 laps	1 lap	61.14	1:45.427	7

FASTEST LAP

5	S	Phil HOUSE	Mini Cooper S	14	1:23.956	79.32 mph	127.66 kph
2	C	Luke CAUDLE	Mini Cooper	13	1:27.564	76.05 mph	122.40 kph

Car 50 - 10 second penalty for false start

Weather / Track : Bright / Damp

These results are provisional until the conclusion of any judicial and technical matters.

Castle Combe
Circuit Length = 1.8500 miles
Start: 12:37 End: 12:59

Clerk of Course :		Timekeeper :
-------------------	--	--------------

Mini Challenge

RACE 11 - LAP CHART

Lap 1			Lap 2			Lap 3			Lap 4			Lap 5		
No	Behind	Laptime	No	Behind	Laptime	No	Behind	Laptime	No	Behind	Laptime	No	Behind	Laptime
7		1:33.835	7		1:26.639	7		1:27.303	7		1:26.384	70		1:26.576
70	0.223	1:34.058	70	0.644	1:27.060	70	0.401	1:27.060	70	0.294	1:26.277	7	0.324	1:27.194
1	1.427	1:35.262	1	0.941	1:26.153	1	0.838	1:27.200	1	0.880	1:26.426	1	0.698	1:26.688
26	1.614	1:35.449	26	1.455	1:26.480	26	1.500	1:27.348	26	1.259	1:26.143	26	1.655	1:27.266
4	1.704	1:35.539	17	1.797	1:26.592	17	1.587	1:27.093	17	1.401	1:26.198	17	1.728	1:27.197
17	1.844	1:35.679	66	2.910	1:27.399	66	2.206	1:26.599	66	2.190	1:26.368	66	2.386	1:27.066
66	2.150	1:35.985	4	3.082	1:28.017	4	2.547	1:26.768	4	2.740	1:26.577	4	3.226	1:27.356
5	2.513	1:36.348	5	3.226	1:27.352	5	2.760	1:26.837	5	3.127	1:26.751	5	3.572	1:27.315
97	3.506	1:37.341	50	3.777	1:26.738	50	3.621	1:27.147	50	3.551	1:26.314	50	3.978	1:27.297
50	3.678	1:37.513	97	4.432	1:27.565	97	4.098	1:26.969	97	4.120	1:26.406	97	4.281	1:27.031
33	4.435	1:38.270	33	5.973	1:28.177	33	5.632	1:26.962	33	6.143	1:26.895	33	6.055	1:26.782
55	5.410	1:39.245	2	10.101	1:30.215	2	14.086	1:31.288	2	18.457	1:30.755	3	1 LAP	1:51.998
9	6.260	1:40.095	9	11.155	1:31.534	9	15.221	1:31.369	6	18.809	1:29.588	2	21.983	1:30.396
2	6.525	1:40.360	55	11.223	1:32.452	6	15.605	1:31.081	9	21.468	1:32.631	6	22.183	1:30.244
6	7.277	1:41.112	6	11.827	1:31.189	55	15.787	1:31.867	55	21.672	1:32.269	55	26.065	1:31.263
57	8.289	1:42.124	57	12.524	1:30.874	57	16.719	1:31.498	57	22.010	1:31.675	9	27.619	1:33.021
19	10.826	1:44.661	10	17.263	1:32.731	10	22.139	1:32.179	10	28.279	1:32.524	57	27.825	1:32.685
10	11.171	1:45.006	19	17.494	1:33.307	19	22.402	1:32.211	19	28.493	1:32.475	10	33.161	1:31.752
77	13.235	1:47.070	77	20.696	1:34.100	77	26.983	1:33.590	77	34.796	1:34.197	19	33.631	1:32.008
52	13.743	1:47.578	52	21.285	1:34.181	52	34.940	1:40.958	52	46.946	1:38.390	77	41.212	1:33.286
3	27.580	2:01.415	3	49.264	1:48.323	3	1:11.249	1:49.288				52	54.468	1:34.392

Mini Challenge

RACE 11 - LAP CHART

Lap 6			Lap 7			Lap 8			Lap 9			Lap 10		
No	Behind	Laptime	No	Behind	Laptime	No	Behind	Laptime	No	Behind	Laptime	No	Behind	Laptime
70		1:26.022	70		1:25.492	70		1:25.684	70		1:26.660	70		1:26.352
7	0.574	1:26.272	7	0.711	1:25.629	7	0.312	1:25.285	7	0.627	1:26.975	7	0.393	1:26.118
1	1.248	1:26.572	1	1.596	1:25.840	1	1.573	1:25.661	1	1.049	1:26.136	1	1.535	1:26.838
26	2.993	1:27.360	17	4.561	1:26.961	17	4.161	1:25.284	17	3.091	1:25.590	17	2.730	1:25.991
17	3.092	1:27.386	26	4.675	1:27.174	66	6.081	1:26.809	66	5.718	1:26.297	26	6.206	1:26.145
66	3.428	1:27.064	66	4.956	1:27.020	26	6.262	1:27.271	26	6.413	1:26.811	66	6.367	1:27.001
4	3.690	1:26.486	4	5.258	1:27.060	4	6.936	1:27.362	4	6.773	1:26.497	5	6.642	1:26.056
5	4.088	1:26.538	5	5.525	1:26.929	5	7.305	1:27.464	5	6.938	1:26.293	4	7.641	1:27.220
50	4.588	1:26.632	50	6.111	1:27.015	97	9.178	1:28.082	33	8.737	1:25.984	3	2 LAPS	1:47.041
97	5.997	1:27.738	97	6.780	1:26.275	50	9.347	1:28.920	97	10.709	1:28.191	33	8.106	1:25.721
33	6.657	1:26.624	33	7.319	1:26.154	33	9.413	1:27.778	50	10.961	1:28.274	52	1 LAP	1:40.085
2	26.013	1:30.052	2	30.506	1:29.985	6	35.058	1:30.055	6	37.894	1:29.496	50	11.771	1:27.162
6	26.195	1:30.034	6	30.687	1:29.984	2	35.738	1:30.916	2	38.254	1:29.176	97	13.079	1:28.722
55	31.462	1:31.419	55	36.710	1:30.740	55	41.223	1:30.197	55	44.327	1:29.764	6	41.591	1:30.049
3	1 LAP	1:47.549	9	39.561	1:31.957	57	45.839	1:31.683	57	49.788	1:30.609	2	42.350	1:30.448
9	33.096	1:31.499	57	39.840	1:31.902	9	46.310	1:32.433	9	50.517	1:30.867	55	47.109	1:29.134
57	33.430	1:31.627	10	46.600	1:33.199	10	52.601	1:31.685	10	57.552	1:31.611	57	53.613	1:30.177
10	38.893	1:31.754	19	47.077	1:32.627	19	53.499	1:32.106	19	58.396	1:31.557	9	54.351	1:30.186
19	39.942	1:32.333	3	1 LAP	1:48.198	77	1:01.780	1:32.522	77	1:07.017	1:31.897	10	1:01.553	1:30.353
77	48.020	1:32.830	77	54.942	1:32.414	3	1 LAP	1:45.427				19	1:03.089	1:31.045
52	1:02.319	1:33.873	52	1:11.045	1:34.218	52	1:22.011	1:36.650				77	1:12.696	1:32.031

Mini Challenge

RACE 11 - LAP CHART

Lap 11			Lap 12			Lap 13			Lap 14		
No	Behind	Laptime	No	Behind	Laptime	No	Behind	Laptime	No	Behind	Laptime
70		1:25.968	70		1:25.280	7		1:24.520	7		1:24.971
7	0.510	1:26.085	7	0.580	1:25.350	70	0.865	1:25.965	1	0.966	1:24.667
1	0.824	1:25.257	1	1.256	1:25.712	1	1.270	1:25.114	70	1.100	1:25.206
17	1.871	1:25.109	17	1.454	1:24.863	17	1.545	1:25.191	17	1.224	1:24.650
26	6.187	1:25.949	5	5.506	1:24.414	5	5.010	1:24.604	5	3.995	1:23.956
5	6.372	1:25.698	26	6.633	1:25.726	26	7.084	1:25.551	77	1 LAP	1:31.716
66	6.978	1:26.579	66	6.993	1:25.295	66	7.549	1:25.656	26	6.764	1:24.651
33	7.757	1:25.619	4	8.569	1:25.437	4	8.163	1:24.694	66	7.178	1:24.600
4	8.412	1:26.739	33	9.237	1:26.760	33	9.039	1:24.902	4	7.644	1:24.452
50	12.067	1:26.264	50	12.632	1:25.845	97	13.656	1:25.764	33	8.145	1:24.077
97	13.136	1:26.025	97	12.992	1:25.136	50	14.058	1:26.526	50	15.278	1:26.191
52	1 LAP	1:37.767	52	1 LAP	1:33.837	52	1 LAP	1:33.551	97	16.127	1:27.442
3	2 LAPS	1:48.290	6	48.132	1:28.667	6	51.186	1:28.154	52	1 LAP	1:34.155
6	44.745	1:29.122	2	49.134	1:29.225	2	51.598	1:27.564	6	54.965	1:28.750
2	45.189	1:28.807	3	2 LAPS	1:46.554	55	1:02.499	1:30.775	2	55.621	1:28.994
55	52.293	1:31.152	55	56.824	1:29.811	57	1:08.125	1:31.105	55	1:06.446	1:28.918
57	57.827	1:30.182	57	1:02.120	1:29.573	3	2 LAPS	1:46.528	57	1:14.160	1:31.006
9	58.233	1:29.850	9	1:02.798	1:29.845	9	1:13.525	1:35.827	9	1:17.498	1:28.944
10	1:06.561	1:30.976	10	1:11.844	1:30.563	10	1:17.984	1:31.240	10	1:23.749	1:30.736
19	1:08.556	1:31.435	19	1:14.176	1:30.900	19	1:19.647	1:30.571	19	1:24.679	1:30.003
77	1:18.082	1:31.354	77	1:23.666	1:30.864				3	2 LAPS	1:46.549

Mini Challenge

RACE 17 - GRID

ROW 11	3 Roger BATES	
ROW 10	77 Nigel JOHNSON	52 Craig FREEMAN
ROW 9	6 Joey POWIS	19 Sarah PARSONS
ROW 8	55 James BLYTH	2 Luke CAUDLE
ROW 7	9 Kevin OCONNOR	57 Nick BOOTH
ROW 6	50 Jason RICHARDSON	10 Dave NIXON
ROW 5	33 Laurance SAIT	97 Roger GRIMSHAW
ROW 4	66 Steve LIQUORISH	4 Shaun KING
ROW 3	1 Martin DEPPER	7 Arthur FORSTER
ROW 2	17 Carl BENNETT	70 Ollie MORTIMER
ROW 1	26 Lee ALLEN	5 Phil HOUSE
Pole		
		

Castle Combe
Circuit Length = 1.8500 miles

These results are provisional until the conclusion of any judicial and technical matters.

Clerk of Course :

Timekeeper :

Mini Challenge

RACE 17 - CLASSIFICATION

POS	NO	CL	NAME	ENTRY	LAPS	TIME	GAP	DIFF	MPH	BEST	ON
1	26	S	Lee ALLEN	Mini Cooper S	14	20:01.630			77.59	1:24.910	2
2	17	S	Carl BENNETT	Mini Cooper S	14	20:02.760	1.130	1.130	77.52	1:24.812	3
3	1	S	Martin DEPPEP	Mini Cooper S	14	20:05.523	3.893	2.763	77.34	1:24.807	3
4	70	S	Ollie MORTIMER	Mini Cooper S	14	20:06.023	4.393	0.500	77.31	1:24.851	2
5	5	S	Phil HOUSE	Mini Cooper S	14	20:11.147	9.517	5.124	76.98	1:24.770	3
6	66	S	Steve LIQUORISH	Mini Cooper S	14	20:17.056	15.426	5.909	76.61	1:26.176	2
7	4	S	Shaun KING	Mini Cooper S	14	20:18.133	16.503	1.077	76.54	1:25.942	14
8	7	S	Arthur FORSTER	Mini Cooper S	14	20:18.504	16.874	0.371	76.52	1:25.841	14
9	33	S	Laurance SAIT	Mini Cooper S	14	20:19.136	17.506	0.632	76.48	1:26.056	3
10	50	S	Jason RICHARDSON	Mini Cooper S	14	20:19.603	17.973	0.467	76.45	1:25.721	11
11	97	S	Roger GRIMSHAW	Mini Cooper S	14	20:57.349	55.719	37.746	74.15	1:26.441	9
12	2	C	Luke CAUDLE	Mini Cooper	14	21:12.747	1:11.117	15.398	73.25	1:29.588	12
13	55	C	James BLYTH	Mini Cooper	14	21:16.131	1:14.501	3.384	73.06	1:29.852	9
14	6	C	Joey POWIS	Mini Cooper	14	21:28.962	1:27.332	12.831	72.33	1:29.345	14
15	57	C	Nick BOOTH	Mini Cooper	13	20:02.346	1 lap	1 lap	72.00	1:31.097	13
16	9	C	Kevin OCONNOR	Mini Cooper	13	20:03.448	1 lap	1.102	71.94	1:30.729	11
17	10	C	Dave NIXON	Mini Cooper	13	20:13.770	1 lap	10.322	71.33	1:31.474	10
18	19	C	Sarah PARSONS	Mini Cooper	13	20:14.999	1 lap	1.229	71.25	1:32.173	12
19	77	C	Nigel JOHNSON	Mini Cooper	13	20:28.654	1 lap	13.655	70.46	1:32.304	13
20	52	C	Craig FREEMAN	Mini Cooper	13	20:59.278	1 lap	30.624	68.75	1:34.562	7
21	3	C	Roger BATES	Mini Cooper	12	21:04.889	2 laps	1 lap	63.18	1:42.311	11

FASTEST LAP

5	S	Phil HOUSE	Mini Cooper S	3	1:24.770	78.56 mph	126.43 kph
6	C	Joey POWIS	Mini Cooper	14	1:29.345	74.54 mph	119.96 kph

Weather / Track : Bright / Wet

These results are provisional until the conclusion of any judicial and technical matters.

Castle Combe
Circuit Length = 1.8500 miles
Start: 17:09 End: 17:31

Clerk of Course :

Timekeeper :

Mini Challenge

RACE 17 - LAP CHART

Lap 1			Lap 2			Lap 3			Lap 4			Lap 5		
No	Behind	Laptime	No	Behind	Laptime	No	Behind	Laptime	No	Behind	Laptime	No	Behind	Laptime
26		1:26.886	26		1:24.910	26		1:25.190	26		1:25.311	5		1:25.593
5	1.050	1:27.936	5	1.131	1:24.991	5	0.711	1:24.770	5	0.368	1:24.968	26	0.147	1:26.108
17	1.353	1:28.239	17	1.314	1:24.871	17	0.936	1:24.812	17	1.233	1:25.608	17	0.629	1:25.357
70	1.910	1:28.796	70	1.851	1:24.851	70	1.789	1:25.128	70	1.632	1:25.154	70	1.340	1:25.669
7	3.011	1:29.897	1	3.205	1:24.949	1	2.822	1:24.807	1	2.750	1:25.239	1	2.377	1:25.588
1	3.166	1:30.052	7	4.691	1:26.590	7	6.537	1:27.036	7	8.034	1:26.808	7	8.239	1:26.166
66	4.056	1:30.942	66	5.322	1:26.176	66	6.794	1:26.662	66	8.366	1:26.883	66	8.659	1:26.254
4	5.047	1:31.933	33	7.556	1:27.000	33	8.422	1:26.056	33	10.192	1:27.081	33	10.963	1:26.732
33	5.466	1:32.352	4	7.871	1:27.734	4	9.857	1:27.176	4	11.042	1:26.496	4	11.516	1:26.435
97	6.256	1:33.142	97	8.882	1:27.536	97	10.221	1:26.529	97	13.240	1:28.330	50	14.432	1:26.866
50	6.617	1:33.503	50	9.083	1:27.376	50	10.569	1:26.676	50	13.527	1:28.269	97	21.080	1:33.801
57	10.301	1:37.187	2	16.069	1:30.535	2	20.847	1:29.968	2	26.159	1:30.623	2	30.559	1:30.361
2	10.444	1:37.330	57	17.772	1:32.381	55	24.754	1:31.111	55	29.801	1:30.358	55	34.374	1:30.534
10	12.582	1:39.468	55	18.833	1:30.840	57	25.261	1:32.679	57	32.086	1:32.136	57	38.331	1:32.206
55	12.903	1:39.789	6	20.553	1:31.998	6	25.724	1:30.361	6	32.340	1:31.927	6	38.646	1:32.267
6	13.465	1:40.351	10	22.305	1:34.633	10	29.361	1:32.246	10	36.593	1:32.543	10	42.368	1:31.736
19	13.671	1:40.557	19	22.543	1:33.782	9	30.268	1:32.691	9	37.074	1:32.117	9	42.799	1:31.686
9	14.289	1:41.175	9	22.767	1:33.388	19	30.869	1:33.516	19	38.235	1:32.677	19	45.215	1:32.941
77	17.137	1:44.023	77	27.234	1:35.007	77	35.600	1:33.556	77	44.129	1:33.840	77	52.054	1:33.886
52	20.026	1:46.912	52	31.752	1:36.636	52	41.866	1:35.304	52	52.371	1:35.816	52	1:01.669	1:35.259
3	25.933	1:52.819	3	45.892	1:44.869	3	1:05.509	1:44.807	3	1:25.890	1:45.692			

Mini Challenge

RACE 17 - LAP CHART

Lap 6			Lap 7			Lap 8			Lap 9			Lap 10		
No	Behind	Laptime	No	Behind	Laptime	No	Behind	Laptime	No	Behind	Laptime	No	Behind	Laptime
26		1:27.132	26		1:25.259	26		1:25.272	26		1:25.523	26		1:25.974
5	0.358	1:27.637	5	0.549	1:25.450	17	0.752	1:25.214	17	0.749	1:25.520	17	0.367	1:25.592
17	0.555	1:27.205	17	0.810	1:25.514	1	2.694	1:25.852	1	2.844	1:25.673	1	2.908	1:26.038
70	0.878	1:26.817	70	1.662	1:26.043	70	2.940	1:26.550	70	3.186	1:25.769	70	3.349	1:26.137
1	1.372	1:26.274	1	2.114	1:26.001	5	7.622	1:32.345	52	1 LAP	1:37.148	5	8.755	1:26.859
7	8.053	1:27.093	7	9.632	1:26.838	66	11.044	1:26.375	5	7.870	1:25.771	66	12.296	1:26.301
66	8.518	1:27.138	66	9.941	1:26.682	7	12.139	1:27.779	66	11.969	1:26.448	7	13.644	1:26.908
33	10.685	1:27.001	33	11.919	1:26.493	33	12.842	1:26.195	7	12.710	1:26.094	4	14.145	1:26.382
4	11.053	1:26.816	4	12.159	1:26.365	4	13.141	1:26.254	33	13.550	1:26.231	33	14.990	1:27.414
50	13.721	1:26.568	50	14.546	1:26.084	50	16.078	1:26.804	4	13.737	1:26.119	52	1 LAP	1:37.283
97	21.124	1:27.323	97	25.333	1:29.468	97	27.218	1:27.157	50	17.782	1:27.227	50	17.716	1:25.908
3	1 LAP	1:49.855	2	39.671	1:31.013	2	44.333	1:29.934	97	28.136	1:26.441	97	29.622	1:27.460
2	33.917	1:30.637	3	1 LAP	1:43.444	55	48.171	1:30.340	2	48.867	1:30.057	2	53.159	1:30.266
55	37.543	1:30.448	55	43.103	1:30.819	57	57.003	1:31.807	55	52.500	1:29.852	55	56.650	1:30.124
57	43.408	1:32.356	57	50.468	1:32.319	6	57.404	1:31.870	57	1:03.473	1:31.993	6	1:09.288	1:31.657
6	43.678	1:32.311	6	50.806	1:32.387	3	1 LAP	1:42.991	6	1:03.605	1:31.724	57	1:09.543	1:32.044
9	47.652	1:32.132	9	53.998	1:31.605	9	1:00.209	1:31.483	9	1:06.691	1:32.005	9	1:11.937	1:31.220
10	47.859	1:32.770	10	54.313	1:31.713	10	1:01.061	1:32.020	10	1:07.292	1:31.754	10	1:12.792	1:31.474
19	50.670	1:32.734	19	58.300	1:32.889	19	1:05.916	1:32.888	19	1:13.409	1:33.016	19	1:19.813	1:32.378
77	58.519	1:33.744	77	1:06.266	1:33.006	77	1:13.479	1:32.485	3	1 LAP	1:43.021			
52	1:09.014	1:34.624	52	1:18.317	1:34.562				77	1:20.917	1:32.961			

Mini Challenge

RACE 17 - LAP CHART

Lap 11			Lap 12			Lap 13			Lap 14		
No	Behind	Laptime	No	Behind	Laptime	No	Behind	Laptime	No	Behind	Laptime
26		1:25.530	26		1:26.222	26		1:26.072	26		1:26.241
17	1.051	1:26.214	10	1 LAP	1:39.492	17	0.632	1:25.910	57	1 LAP	1:31.097
1	3.480	1:26.102	17	0.794	1:25.965	1	3.993	1:26.578	17	1.130	1:26.739
70	4.076	1:26.257	19	1 LAP	1:33.211	70	4.262	1:26.324	9	1 LAP	1:31.814
77	1 LAP	1:34.821	1	3.487	1:26.229	10	1 LAP	1:31.939	1	3.893	1:26.141
3	2 LAPS	1:44.841	70	4.010	1:26.156	19	1 LAP	1:32.173	70	4.393	1:26.372
5	9.406	1:26.181	5	9.393	1:26.209	5	9.639	1:26.318	5	9.517	1:26.119
66	13.572	1:26.806	77	1 LAP	1:33.964	66	14.610	1:26.336	10	1 LAP	1:31.982
4	14.588	1:25.973	66	14.346	1:26.996	4	16.802	1:28.043	19	1 LAP	1:32.237
7	15.372	1:27.258	4	14.831	1:26.465	7	17.274	1:28.284	66	15.426	1:27.057
33	16.100	1:26.640	7	15.062	1:25.912	33	17.500	1:27.168	4	16.503	1:25.942
50	17.907	1:25.721	33	16.404	1:26.526	50	18.049	1:26.157	7	16.874	1:25.841
52	1 LAP	1:34.740	50	17.964	1:26.279	77	1 LAP	1:35.057	33	17.506	1:26.247
97	30.699	1:26.607	3	2 LAPS	1:45.908	97	33.035	1:27.378	50	17.973	1:26.165
2	58.039	1:30.410	97	31.729	1:27.252	3	2 LAPS	1:42.311	77	1 LAP	1:32.304
55	1:01.176	1:30.056	52	1 LAP	1:36.307	52	1 LAP	1:36.229	97	55.719	1:48.925
57	1:16.247	1:32.234	2	1:01.405	1:29.588	2	1:06.036	1:30.703	52	1 LAP	1:38.458
6	1:16.434	1:32.676	55	1:05.736	1:30.782	55	1:10.621	1:30.957	3	2 LAPS	1:44.331
9	1:17.136	1:30.729	6	1:20.635	1:30.423	6	1:24.228	1:29.665	2	1:11.117	1:31.322
			57	1:21.932	1:31.907				55	1:14.501	1:30.121
			9	1:22.317	1:31.403				6	1:27.332	1:29.345

Castle Combe Formula Ford 1600 Championship

QUALIFYING - RACE 7 - CLASSIFICATION

POS	NO	CL	NAME	ENTRY	TIME	ON	LAPS	GAP	DIFF	MPH
1	1	A	Ben NORTON	Spectrum 011	1:11.499	8	12			93.14
2	3	B	Marcus ALLEN	Swift SC92F	1:11.579	7	12	0.080	0.080	93.04
3	2	B	Felix FISHER	Swift SC92	1:11.833	4	12	0.334	0.254	92.71
4	62	A	Adam HIGGINS	Van Diemen RF99	1:12.136	6	12	0.637	0.303	92.32
5	6	A	Ed MOORE	Van Diemen RF99-01	1:12.230	7	11	0.731	0.094	92.20
6	35	A	Robert HALL	Mygale SJ2000	1:12.593	5	11	1.094	0.363	91.74
7	24	B	David VIVIAN	Swift SC92	1:12.745	7	12	1.246	0.152	91.55
8	5	A	Andrew JONES	Ray GRS07	1:12.749	7	13	1.250	0.004	91.54
9	4	A	Steven JENSEN	Swift SC09	1:12.867	11	12	1.368	0.118	91.39
10	57	A	Nelson ROWE	Van Diemen RF99	1:13.172	5	12	1.673	0.305	91.01
11	85	C	Tom MARGETSON	Reynard FF89	1:13.306	3	11	1.807	0.134	90.85
12	42	B	Oliver BULL	Swift SC92	1:13.391	6	12	1.892	0.085	90.74
13	16	A	Roger ORGEE	Van Diemen RF00	1:13.435	6	13	1.936	0.044	90.69
14	72	B	Jonathan HOAD	Van Diemen RF90	1:13.500	7	12	2.001	0.065	90.61
15	59	A	Chris ACTON	Ray GRS08	1:13.559	5	11	2.060	0.059	90.53
16	23	B	Nathan WARD	Swift SC95	1:13.632	5	12	2.133	0.073	90.45
17	10	A	Thomas BARROW	Mygale SJ00	1:13.642	4	12	2.143	0.010	90.43
18	60	B	Bob HIGGINS	Van Diemen RF90	1:13.681	11	13	2.182	0.039	90.39
19	27	B	Shaun MACKLIN	Swift SC92	1:14.731	10	12	3.232	1.050	89.12
20	50	C	Julian HEAP	Reynard FF89	1:14.940	11	12	3.441	0.209	88.87
21	82	C	Ashley CLIFFORD	Van Diemen RF88	1:15.093	9	12	3.594	0.153	88.69
22	36	A	David TANSLEY	Van Diemen RF99	1:15.128	3	12	3.629	0.035	88.64
23	78	C	Iain HOUSTON	Van Diemen RF89	1:15.341	4	12	3.842	0.213	88.39
24	14	B	Glen FINN	Swift SC92	1:15.496	4	8	3.997	0.155	88.21
25	40	C	John HALLAM	Van Diemen RF89	1:15.716	7	12	4.217	0.220	87.96
26	8	A	Michael BRADLEY	Van Diemen RF00	1:15.738	7	11	4.239	0.022	87.93
27	67	C	Martin PICKLES	Van Diemen RF87	1:16.161	3	11	4.662	0.423	87.44
28	45	B	Steve CHAPMAN	Van Diemen RF95	1:16.271	5	11	4.772	0.110	87.32
29	87	C	James HARVEY	Van Diemen RF89	1:16.947	5	11	5.448	0.676	86.55
30	73	C	Pete DICCOX	Van Diemen RF89	1:17.259	10	11	5.760	0.312	86.20
31	21	B	Mike MADGE	Vector MG93	1:17.270	11	12	5.771	0.011	86.19
32	77	C	Michael PHILLIPS	Swift FB87	1:19.080	5	11	7.581	1.810	84.21

Car 35 - Transponder not working

Weather / Track : Bright / Dry

These results are provisional until the conclusion of any judicial and technical matters.

Castle Combe
Circuit Length = 1.8500 miles
Start: 10:58 End: 11:15

Clerk of Course :	Timekeeper :
-------------------	--------------

Castle Combe Formula Ford 1600 Championship

QUALIFYING - RACE 7 - LAP ANALYSIS

1	Ben NORTON		A Spectrum 011				
1 -	1:19.379	+ 7.880	11:00:48.233	7 -	1:12.087	+ 0.588	11:08:04.535
2 -	1:14.465	+ 2.966	11:02:02.698	8 -	1:11.499		11:09:16.034
3 -	1:12.966	+ 1.467	11:03:15.664	9 -	1:13.040	+ 1.541	11:10:29.074
4 -	1:12.363	+ 0.864	11:04:28.027	10 -	1:12.451	+ 0.952	11:11:41.525
5 -	1:12.175	+ 0.676	11:05:40.202	11 -	1:12.968	+ 1.469	11:12:54.493
6 -	1:12.246	+ 0.747	11:06:52.448	12 -	1:28.306 P	+ 16.807	11:14:22.799
2	Felix FISHER		B Swift SC92				
1 -	1:17.129	+ 5.296	11:00:37.214	7 -	1:15.494	+ 3.661	11:07:55.004
2 -	1:13.164	+ 1.331	11:01:50.378	8 -	1:12.956	+ 1.123	11:09:07.960
3 -	1:12.018	+ 0.185	11:03:02.396	9 -	1:13.556	+ 1.723	11:10:21.516
4 -	1:11.833		11:04:14.229	10 -	1:12.173	+ 0.340	11:11:33.689
5 -	1:12.050	+ 0.217	11:05:26.279	11 -	1:12.422	+ 0.589	11:12:46.111
6 -	1:13.231	+ 1.398	11:06:39.510	12 -	1:15.987	+ 4.154	11:14:02.098
3	Marcus ALLEN		B Swift SC92F				
1 -	1:21.515	+ 9.936	11:00:51.628	7 -	1:11.579		11:08:05.280
2 -	1:12.317	+ 0.738	11:02:03.945	8 -	1:13.124	+ 1.545	11:09:18.404
3 -	1:12.235	+ 0.656	11:03:16.180	9 -	1:12.252	+ 0.673	11:10:30.656
4 -	1:12.164	+ 0.585	11:04:28.344	10 -	1:36.211	+ 24.632	11:12:06.867
5 -	1:13.378	+ 1.799	11:05:41.722	11 -	1:13.318	+ 1.739	11:13:20.185
6 -	1:11.979	+ 0.400	11:06:53.701	12 -	1:30.845 P	+ 19.266	11:14:51.030
4	Steven JENSEN		A Swift SC09				
1 -	1:15.541	+ 2.674	11:00:11.020	7 -	1:13.118	+ 0.251	11:07:30.716
2 -	1:13.107	+ 0.240	11:01:24.127	8 -	1:12.869	+ 0.002	11:08:43.585
3 -	1:13.111	+ 0.244	11:02:37.238	9 -	1:34.414	+ 21.547	11:10:17.999
4 -	1:13.159	+ 0.292	11:03:50.397	10 -	1:23.880	+ 11.013	11:11:41.879
5 -	1:13.116	+ 0.249	11:05:03.513	11 -	1:12.867		11:12:54.746
6 -	1:14.085	+ 1.218	11:06:17.598	12 -	1:14.080	+ 1.213	11:14:08.826
5	Andrew JONES		A Ray GRS07				
1 -	1:18.494	+ 5.745	11:00:11.282	8 -	1:12.793	+ 0.044	11:08:50.976
2 -	1:14.344	+ 1.595	11:01:25.626	9 -	1:16.089	+ 3.340	11:10:07.065
3 -	1:13.237	+ 0.488	11:02:38.863	10 -	1:13.346	+ 0.597	11:11:20.411
4 -	1:17.141	+ 4.392	11:03:56.004	11 -	1:13.865	+ 1.116	11:12:34.276
5 -	1:16.191	+ 3.442	11:05:12.195	12 -	1:15.147	+ 2.398	11:13:49.423
6 -	1:13.239	+ 0.490	11:06:25.434	13 -	1:21.511	+ 8.762	11:15:10.934
7 -	1:12.749		11:07:38.183				
6	Ed MOORE		A Van Diemen RF99-01				
1 -	1:15.788	+ 3.558	11:00:13.979	7 -	1:12.230		11:07:29.362
2 -	1:12.461	+ 0.231	11:01:26.440	8 -	1:15.985	+ 3.755	11:08:45.347
3 -	1:12.923	+ 0.693	11:02:39.363	9 -	1:26.472 P	+ 14.242	11:10:11.819
4 -	1:13.023	+ 0.793	11:03:52.386	10 -	3:35.959	+ 2:23.729	11:13:47.778
5 -	1:12.486	+ 0.256	11:05:04.872	11 -	1:12.684	+ 0.454	11:15:00.462
6 -	1:12.260	+ 0.030	11:06:17.132				
8	Michael BRADLEY		A Van Diemen RF00				
1 -	1:32.999	+ 17.261	11:00:34.654	7 -	1:15.738		11:08:26.441
2 -	1:20.520	+ 4.782	11:01:55.174	8 -	1:24.021	+ 8.283	11:09:50.462
3 -	1:21.916	+ 6.178	11:03:17.090	9 -	1:16.458	+ 0.720	11:11:06.920
4 -	1:16.769	+ 1.031	11:04:33.859	10 -	1:19.152	+ 3.414	11:12:26.072
5 -	1:19.704	+ 3.966	11:05:53.563	11 -	1:28.594 P	+ 12.856	11:13:54.666
6 -	1:17.140	+ 1.402	11:07:10.703				
10	Thomas BARROW		A Mygale SJ00				
1 -	1:18.062	+ 4.420	11:00:23.142	7 -	1:18.888	+ 5.246	11:07:53.594
2 -	1:14.043	+ 0.401	11:01:37.185	8 -	1:14.497	+ 0.855	11:09:08.091
3 -	1:13.712	+ 0.070	11:02:50.897	9 -	1:14.272	+ 0.630	11:10:22.363
4 -	1:13.642		11:04:04.539	10 -	1:14.608	+ 0.966	11:11:36.971
5 -	1:16.105	+ 2.463	11:05:20.644	11 -	1:14.716	+ 1.074	11:12:51.687

Castle Combe
Circuit Length = 1.8500 miles
Start: 10:58 End: 11:15

Weather / Track : Bright / Dry

Castle Combe Formula Ford 1600 Championship

QUALIFYING - RACE 7 - LAP ANALYSIS

6 -	1:14.062	+ 0.420	11:06:34.706	12 -	1:15.584	+ 1.942	11:14:07.271
14	Glen FINN		B Swift SC92				
1 -	1:22.382	+ 6.886	11:00:37.115	5 -	1:15.541	+ 0.045	11:05:42.083
2 -	1:18.363	+ 2.867	11:01:55.478	6 -	1:15.959	+ 0.463	11:06:58.042
3 -	1:15.568	+ 0.072	11:03:11.046	7 -	1:16.502	+ 1.006	11:08:14.544
4 -	1:15.496		11:04:26.542	8 -	1:34.734 P	+ 19.238	11:09:49.278
16	Roger ORGEE		A Van Diemen RF00				
1 -	1:15.825	+ 2.390	11:00:12.078	8 -	1:13.981	+ 0.546	11:08:50.664
2 -	1:14.024	+ 0.589	11:01:26.102	9 -	1:16.894	+ 3.459	11:10:07.558
3 -	1:13.811	+ 0.376	11:02:39.913	10 -	1:14.005	+ 0.570	11:11:21.563
4 -	1:13.746	+ 0.311	11:03:53.659	11 -	1:15.208	+ 1.773	11:12:36.771
5 -	1:15.395	+ 1.960	11:05:09.054	12 -	1:14.897	+ 1.462	11:13:51.668
6 -	1:13.435		11:06:22.489	13 -	1:15.299	+ 1.864	11:15:06.967
7 -	1:14.194	+ 0.759	11:07:36.683				
21	Mike MADGE		B Vector MG93				
1 -	1:31.401	+ 14.131	11:00:44.902	7 -	1:19.241	+ 1.971	11:08:38.561
2 -	1:19.943	+ 2.673	11:02:04.845	8 -	1:21.270	+ 4.000	11:09:59.831
3 -	1:18.691	+ 1.421	11:03:23.536	9 -	1:18.354	+ 1.084	11:11:18.185
4 -	1:19.520	+ 2.250	11:04:43.056	10 -	1:18.413	+ 1.143	11:12:36.598
5 -	1:18.268	+ 0.998	11:06:01.324	11 -	1:17.270		11:13:53.868
6 -	1:17.996	+ 0.726	11:07:19.320	12 -	1:17.814	+ 0.544	11:15:11.682
23	Nathan WARD		B Swift SC95				
1 -	1:17.712	+ 4.080	11:00:57.149	7 -	1:13.897	+ 0.265	11:08:23.581
2 -	1:14.972	+ 1.340	11:02:12.121	8 -	1:22.006	+ 8.374	11:09:45.587
3 -	1:15.156	+ 1.524	11:03:27.277	9 -	1:14.425	+ 0.793	11:11:00.012
4 -	1:14.659	+ 1.027	11:04:41.936	10 -	1:13.806	+ 0.174	11:12:13.818
5 -	1:13.632		11:05:55.568	11 -	1:13.834	+ 0.202	11:13:27.652
6 -	1:14.116	+ 0.484	11:07:09.684	12 -	1:14.358	+ 0.726	11:14:42.010
24	David VIVIAN		B Swift SC92				
1 -	1:18.548	+ 5.803	11:00:38.064	7 -	1:12.745		11:07:57.929
2 -	1:14.421	+ 1.676	11:01:52.485	8 -	1:13.033	+ 0.288	11:09:10.962
3 -	1:13.929	+ 1.184	11:03:06.414	9 -	1:13.190	+ 0.445	11:10:24.152
4 -	1:13.167	+ 0.422	11:04:19.581	10 -	1:13.201	+ 0.456	11:11:37.353
5 -	1:12.843	+ 0.098	11:05:32.424	11 -	1:18.033	+ 5.288	11:12:55.386
6 -	1:12.760	+ 0.015	11:06:45.184	12 -	1:21.410 P	+ 8.665	11:14:16.796
27	Shaun MACKLIN		B Swift SC92				
1 -	1:21.947	+ 7.216	11:00:45.266	7 -	1:14.982	+ 0.251	11:08:21.339
2 -	1:17.403	+ 2.672	11:02:02.669	8 -	1:31.763	+ 17.032	11:09:53.102
3 -	1:16.513	+ 1.782	11:03:19.182	9 -	1:16.539	+ 1.808	11:11:09.641
4 -	1:15.398	+ 0.667	11:04:34.580	10 -	1:14.731		11:12:24.372
5 -	1:16.032	+ 1.301	11:05:50.612	11 -	1:16.400	+ 1.669	11:13:40.772
6 -	1:15.745	+ 1.014	11:07:06.357	12 -	1:15.190	+ 0.459	11:14:55.962
35	Robert HALL		A Mygale SJ2000				
1 -	1:12.989	+ 0.396	11:01:24.788	7 -	1:13.020	+ 0.427	11:08:47.263
2 -	1:13.822	+ 1.229	11:02:38.610	8 -	1:16.624	+ 4.031	11:10:03.887
3 -	1:15.594	+ 3.001	11:03:54.204	9 -	1:13.712	+ 1.119	11:11:17.599
4 -	1:14.059	+ 1.466	11:05:08.263	10 -	1:14.347	+ 1.754	11:12:31.946
5 -	1:12.593		11:06:20.856	11 -	1:13.014	+ 0.421	11:13:44.960
6 -	1:13.387	+ 0.794	11:07:34.243				
36	David TANSLEY		A Van Diemen RF99				
1 -	1:19.465	+ 4.337	11:00:25.403	7 -	1:15.691	+ 0.563	11:07:59.381
2 -	1:16.392	+ 1.264	11:01:41.795	8 -	1:15.673	+ 0.545	11:09:15.054
3 -	1:15.128		11:02:56.923	9 -	1:15.438	+ 0.310	11:10:30.492
4 -	1:15.415	+ 0.287	11:04:12.338	10 -	1:17.256	+ 2.128	11:11:47.748
5 -	1:15.453	+ 0.325	11:05:27.791	11 -	1:15.935	+ 0.807	11:13:03.683
6 -	1:15.899	+ 0.771	11:06:43.690	12 -	1:15.806	+ 0.678	11:14:19.489

Castle Combe
Circuit Length = 1.8500 miles
Start: 10:58 End: 11:15

Weather / Track : Bright / Dry

Castle Combe Formula Ford 1600 Championship

QUALIFYING - RACE 7 - LAP ANALYSIS

40	John HALLAM		C Van Diemen RF89			
1 -	1:25.570	+ 9.854	11:00:50.084	7 -	1:15.716	11:08:28.497
2 -	1:17.398	+ 1.682	11:02:07.482	8 -	1:20.201	+ 4.485
3 -	1:16.505	+ 0.789	11:03:23.987	9 -	1:16.528	+ 0.812
4 -	1:16.713	+ 0.997	11:04:40.700	10 -	1:16.035	+ 0.319
5 -	1:16.138	+ 0.422	11:05:56.838	11 -	1:15.901	+ 0.185
6 -	1:15.943	+ 0.227	11:07:12.781	12 -	1:16.285	+ 0.569
42	Oliver BULL		B Swift SC92			
1 -	1:22.123	+ 8.732	11:00:55.009	7 -	1:14.042	+ 0.651
2 -	1:15.211	+ 1.820	11:02:10.220	8 -	1:28.251	+ 14.860
3 -	1:13.941	+ 0.550	11:03:24.161	9 -	1:15.059	+ 1.668
4 -	1:13.395	+ 0.004	11:04:37.556	10 -	1:13.675	+ 0.284
5 -	1:14.470	+ 1.079	11:05:52.026	11 -	1:13.484	+ 0.093
6 -	1:13.391		11:07:05.417	12 -	1:13.608	+ 0.217
45	Steve CHAPMAN		B Van Diemen RF95			
1 -	1:27.596	+ 11.325	11:00:55.431	7 -	1:17.330	+ 1.059
2 -	1:18.552	+ 2.281	11:02:13.983	8 -	1:28.160	+ 11.889
3 -	1:17.430	+ 1.159	11:03:31.413	9 -	1:17.006	+ 0.735
4 -	1:16.786	+ 0.515	11:04:48.199	10 -	1:16.340	+ 0.069
5 -	1:16.271		11:06:04.470	11 -	1:30.747	+ 14.476
6 -	1:16.344	+ 0.073	11:07:20.814			
50	Julian HEAP		C Reynard FF89			
1 -	1:20.960	+ 6.020	11:00:38.472	7 -	1:15.205	+ 0.265
2 -	1:18.344	+ 3.404	11:01:56.816	8 -	1:27.682	+ 12.742
3 -	1:18.116	+ 3.176	11:03:14.932	9 -	1:16.297	+ 1.357
4 -	1:16.011	+ 1.071	11:04:30.943	10 -	1:14.949	+ 0.009
5 -	1:18.782	+ 3.842	11:05:49.725	11 -	1:14.940	
6 -	1:15.402	+ 0.462	11:07:05.127	12 -	1:15.210	+ 0.270
57	Nelson ROWE		A Van Diemen RF99			
1 -	1:16.169	+ 2.997	11:00:10.092	7 -	1:13.394	+ 0.222
2 -	1:13.788	+ 0.616	11:01:23.880	8 -	1:13.192	+ 0.020
3 -	1:15.453	+ 2.281	11:02:39.333	9 -	1:24.654 P	+ 11.482
4 -	1:13.359	+ 0.187	11:03:52.692	10 -	2:33.830	+ 1:20.658
5 -	1:13.172		11:05:05.864	11 -	1:13.816	+ 0.644
6 -	1:13.360	+ 0.188	11:06:19.224	12 -	1:22.721 P	+ 9.549
59	Chris ACTON		A Ray GRS08			
1 -	1:17.434	+ 3.875	11:00:19.724	7 -	1:13.693	+ 0.134
2 -	1:15.196	+ 1.637	11:01:34.920	8 -	1:14.406	+ 0.847
3 -	1:13.810	+ 0.251	11:02:48.730	9 -	1:14.610	+ 1.051
4 -	1:13.606	+ 0.047	11:04:02.336	10 -	1:14.372	+ 0.813
5 -	1:13.559		11:05:15.895	11 -	1:32.557 P	+ 18.998
6 -	1:14.365	+ 0.806	11:06:30.260			
60	Bob HIGGINS		B Van Diemen RF90			
1 -	1:16.855	+ 3.174	11:00:24.175	8 -	1:14.064	+ 0.383
2 -	1:14.561	+ 0.880	11:01:38.736	9 -	1:14.746	+ 1.065
3 -	1:14.178	+ 0.497	11:02:52.914	10 -	1:13.832	+ 0.151
4 -	1:14.188	+ 0.507	11:04:07.102	11 -	1:13.681	
5 -	1:14.397	+ 0.716	11:05:21.499	12 -	1:13.865	+ 0.184
6 -	1:13.696	+ 0.015	11:06:35.195	13 -	1:14.083	+ 0.402
7 -	1:14.163	+ 0.482	11:07:49.358			
62	Adam HIGGINS		A Van Diemen RF99			
1 -	1:19.274	+ 7.138	11:00:48.540	7 -	1:12.170	+ 0.034
2 -	1:14.302	+ 2.166	11:02:02.842	8 -	1:12.384	+ 0.248
3 -	1:13.249	+ 1.113	11:03:16.091	9 -	1:12.152	+ 0.016
4 -	1:13.467	+ 1.331	11:04:29.558	10 -	1:13.565	+ 1.429
5 -	1:12.709	+ 0.573	11:05:42.267	11 -	1:13.973	+ 1.837

Castle Combe
Circuit Length = 1.8500 miles
Start: 10:58 End: 11:15

Weather / Track : Bright / Dry

Castle Combe Formula Ford 1600 Championship

QUALIFYING - RACE 7 - LAP ANALYSIS

6 -	1:12.136		11:06:54.403	12 -	1:13.562	+ 1.426	11:14:12.209
67	Martin PICKLES		C Van Diemen RF87				
1 -	1:25.556	+ 9.395	11:00:51.042	7 -	1:16.653	+ 0.492	11:08:38.671
2 -	1:17.257	+ 1.096	11:02:08.299	8 -	1:33.204	+ 17.043	11:10:11.875
3 -	1:16.161		11:03:24.460	9 -	1:18.040	+ 1.879	11:11:29.915
4 -	1:24.829	+ 8.668	11:04:49.289	10 -	1:16.683	+ 0.522	11:12:46.598
5 -	1:16.542	+ 0.381	11:06:05.831	11 -	1:24.935	+ 8.774	11:14:11.533
6 -	1:16.187	+ 0.026	11:07:22.018				
72	Jonathan HOAD		B Van Diemen RF90				
1 -	1:17.172	+ 3.672	11:00:23.772	7 -	1:13.500		11:07:52.015
2 -	1:15.573	+ 2.073	11:01:39.345	8 -	1:13.731	+ 0.231	11:09:05.746
3 -	1:14.150	+ 0.650	11:02:53.495	9 -	1:15.285	+ 1.785	11:10:21.031
4 -	1:13.784	+ 0.284	11:04:07.279	10 -	1:13.737	+ 0.237	11:11:34.768
5 -	1:17.434	+ 3.934	11:05:24.713	11 -	1:13.606	+ 0.106	11:12:48.374
6 -	1:13.802	+ 0.302	11:06:38.515	12 -	1:15.466	+ 1.966	11:14:03.840
73	Pete DICCOX		C Van Diemen RF89				
1 -	1:22.358	+ 5.099	11:00:56.268	7 -	2:13.781	+ 56.522	11:09:45.463
2 -	1:19.350	+ 2.091	11:02:15.618	8 -	1:19.576	+ 2.317	11:11:05.039
3 -	1:17.432	+ 0.173	11:03:33.050	9 -	1:18.305	+ 1.046	11:12:23.344
4 -	1:17.466	+ 0.207	11:04:50.516	10 -	1:17.259		11:13:40.603
5 -	1:17.643	+ 0.384	11:06:08.159	11 -	1:18.008	+ 0.749	11:14:58.611
6 -	1:23.523 P	+ 6.264	11:07:31.682				
77	Michael PHILLIPS		C Swift FB87				
1 -	1:28.103	+ 9.023	11:00:49.896	7 -	1:20.654	+ 1.574	11:08:59.916
2 -	1:26.234	+ 7.154	11:02:16.130	8 -	1:23.100	+ 4.020	11:10:23.016
3 -	1:22.015	+ 2.935	11:03:38.145	9 -	1:21.465	+ 2.385	11:11:44.481
4 -	1:21.121	+ 2.041	11:04:59.266	10 -	1:22.507	+ 3.427	11:13:06.988
5 -	1:19.080		11:06:18.346	11 -	1:20.550	+ 1.470	11:14:27.538
6 -	1:20.916	+ 1.836	11:07:39.262				
78	Iain HOUSTON		C Van Diemen RF89				
1 -	1:26.066	+ 10.725	11:00:52.585	7 -	1:16.307	+ 0.966	11:08:41.118
2 -	1:17.432	+ 2.091	11:02:10.017	8 -	1:19.109	+ 3.768	11:10:00.227
3 -	1:16.186	+ 0.845	11:03:26.203	9 -	1:16.574	+ 1.233	11:11:16.801
4 -	1:15.341		11:04:41.544	10 -	1:16.731	+ 1.390	11:12:33.532
5 -	1:22.537	+ 7.196	11:06:04.081	11 -	1:15.670	+ 0.329	11:13:49.202
6 -	1:20.730	+ 5.389	11:07:24.811	12 -	1:18.631	+ 3.290	11:15:07.833
82	Ashley CLIFFORD		C Van Diemen RF88				
1 -	1:26.175	+ 11.082	11:01:01.980	7 -	1:21.980	+ 6.887	11:08:48.234
2 -	1:17.071	+ 1.978	11:02:19.051	8 -	1:16.953	+ 1.860	11:10:05.187
3 -	1:17.669	+ 2.576	11:03:36.720	9 -	1:15.093		11:11:20.280
4 -	1:15.562	+ 0.469	11:04:52.282	10 -	1:15.758	+ 0.665	11:12:36.038
5 -	1:18.588	+ 3.495	11:06:10.870	11 -	1:15.454	+ 0.361	11:13:51.492
6 -	1:15.384	+ 0.291	11:07:26.254	12 -	1:16.549	+ 1.456	11:15:08.041
85	Tom MARGETSON		C Reynard FF89				
1 -	1:17.603	+ 4.297	11:00:25.709	7 -	1:13.908	+ 0.602	11:07:50.861
2 -	1:14.700	+ 1.394	11:01:40.409	8 -	1:14.314	+ 1.008	11:09:05.175
3 -	1:13.306		11:02:53.715	9 -	1:20.932 P	+ 7.626	11:10:26.107
4 -	1:13.910	+ 0.604	11:04:07.625	10 -	2:34.833	+ 1:21.527	11:13:00.940
5 -	1:15.331	+ 2.025	11:05:22.956	11 -	1:13.862	+ 0.556	11:14:14.802
6 -	1:13.997	+ 0.691	11:06:36.953				
87	James HARVEY		C Van Diemen RF89				
1 -	1:21.692	+ 4.745	11:01:00.658	7 -	1:26.052 P	+ 9.105	11:08:59.286
2 -	1:18.076	+ 1.129	11:02:18.734	8 -	2:06.787	+ 49.840	11:11:06.073
3 -	1:19.761	+ 2.814	11:03:38.495	9 -	1:17.633	+ 0.686	11:12:23.706
4 -	1:19.720	+ 2.773	11:04:58.215	10 -	1:17.750	+ 0.803	11:13:41.456
5 -	1:16.947		11:06:15.162	11 -	1:17.441	+ 0.494	11:14:58.897

Castle Combe
Circuit Length = 1.8500 miles
Start: 10:58 End: 11:15

Weather / Track : Bright / Dry

Castle Combe Formula Ford 1600 Championship
QUALIFYING - RACE 7 - LAP ANALYSIS

6 -	1:18.072	+ 1.125	11:07:33.234			
-----	----------	---------	--------------	--	--	--

Castle Combe Formula Ford 1600 Championship

RACE 7 - GRID

ROW 16	1:17.270 21 Mike MADGE	1:19.080 77 Michael PHILLIPS
ROW 15	1:16.947 87 James HARVEY	1:17.259 73 Pete DICCOX
ROW 14	1:16.161 67 Martin PICKLES	1:16.271 45 Steve CHAPMAN
ROW 13	1:15.716 40 John HALLAM	1:15.738 8 Michael BRADLEY
ROW 12	1:15.341 78 Iain HOUSTON	1:15.496 14 Glen FINN
ROW 11	1:15.093 82 Ashley CLIFFORD	1:15.128 36 David TANSLEY
ROW 10	1:14.731 27 Shaun MACKLIN	1:14.940 50 Julian HEAP
ROW 9	1:13.642 10 Thomas BARROW	1:13.681 60 Bob HIGGINS
ROW 8	1:13.559 59 Chris ACTON	1:13.632 23 Nathan WARD
ROW 7	1:13.435 16 Roger ORGEE	1:13.500 72 Jonathan HOAD
ROW 6	1:13.306 85 Tom MARGETSON	1:13.391 42 Oliver BULL
ROW 5	1:12.867 4 Steven JENSEN	1:13.172 57 Nelson ROWE
ROW 4	1:12.745 24 David VIVIAN	1:12.749 5 Andrew JONES
ROW 3	1:12.230 6 Ed MOORE	1:12.593 35 Robert HALL
ROW 2	1:11.833 2 Felix FISHER	1:12.136 62 Adam HIGGINS
ROW 1	1:11.499 1 Ben NORTON	1:11.579 3 Marcus ALLEN

Pole

Castle Combe
Circuit Length = 1.8500 miles

These results are provisional until the conclusion of any judicial and technical matters.

Clerk of Course :

Timekeeper :

Castle Combe Formula Ford 1600 Championship

RACE 7 - CLASSIFICATION

POS	NO	CL	NAME	ENTRY	LAPS	TIME	GAP	DIFF	MPH	BEST	ON
1	3	B	Marcus ALLEN	Swift SC92F	12	16:31.809			80.58	1:11.400	6
2	1	A	Ben NORTON	Spectrum 011	12	16:31.971	0.162	0.162	80.56	1:11.569	6
3	62	A	Adam HIGGINS	Van Diemen RF99	12	16:36.941	5.132	4.970	80.16	1:12.127	7
4	5	A	Andrew JONES	Ray GRS07	12	16:37.136	5.327	0.195	80.14	1:12.236	7
5	6	A	Ed MOORE	Van Diemen RF99-01	12	16:38.598	6.789	1.462	80.03	1:12.444	9
6	35	A	Robert HALL	Mygale SJ2000	12	16:38.762	6.953	0.164	80.01	1:12.451	11
7	24	B	David VIVIAN	Swift SC92	12	16:45.047	13.238	6.285	79.51	1:12.942	6
8	23	B	Nathan WARD	Swift SC95	12	16:48.825	17.016	3.778	79.22	1:13.301	11
9	60	B	Bob HIGGINS	Van Diemen RF90	12	16:49.298	17.489	0.473	79.18	1:12.977	7
10	16	A	Roger ORGEE	Van Diemen RF00	12	16:52.864	21.055	3.566	78.90	1:13.718	7
11	85	C	Tom MARGETSON	Reynard FF89	12	16:57.030	25.221	4.166	78.58	1:14.250	5
12	10	A	Thomas BARROW	Mygale SJ00	12	17:07.804	35.995	10.774	77.75	1:14.259	8
13	82	C	Ashley CLIFFORD	Van Diemen RF88	12	17:09.253	37.444	1.449	77.64	1:14.948	7
14	27	B	Shaun MACKLIN	Swift SC92	12	17:09.667	37.858	0.414	77.61	1:15.023	5
15	40	C	John HALLAM	Van Diemen RF89	12	17:11.106	39.297	1.439	77.50	1:15.338	9
16	36	A	David TANSLEY	Van Diemen RF99	12	17:11.625	39.816	0.519	77.47	1:15.552	11
17	50	C	Julian HEAP	Reynard FF89	12	17:18.879	47.070	7.254	76.92	1:14.817	5
18	67	C	Martin PICKLES	Van Diemen RF87	12	17:23.179	51.370	4.300	76.61	1:16.469	5
19	45	B	Steve CHAPMAN	Van Diemen RF95	12	17:28.533	56.724	5.354	76.22	1:16.121	9
20	21	B	Mike MADGE	Vector MG93	12	17:30.687	58.878	2.154	76.06	1:17.149	5
21	73	C	Pete DICCOX	Van Diemen RF89	12	17:30.834	59.025	0.147	76.05	1:16.820	11
22	87	C	James HARVEY	Van Diemen RF89	12	17:31.079	59.270	0.245	76.03	1:16.564	11
23	78	C	Iain HOUSTON	Van Diemen RF89	12	17:34.037	1:02.228	2.958	75.82	1:16.292	11
24	14	B	Glen FINN	Swift SC92	12	17:46.677	1:14.868	12.640	74.92	1:14.704	5
25	77	C	Michael PHILLIPS	Swift FB87	11	16:34.745	1 lap	1 lap	73.64	1:19.470	10

NOT CLASSIFIED

DNF	57	A	Nelson ROWE	Van Diemen RF99	10	14:50.864	2 laps	1 lap	74.75	1:13.224	6
DNF	4	A	Steven JENSEN	Swift SC09	9	12:59.976	3 laps	1 lap	76.84	1:12.476	9
DNF	8	A	Michael BRADLEY	Van Diemen RF00	8	12:50.834	4 laps	1 lap	69.12	1:14.868	6
DNF	2	B	Felix FISHER	Swift SC92	7	10:29.832	5 laps	1 lap	74.02	1:11.562	6
DNF	59	A	Chris ACTON	Ray GRS08	2	2:37.068	10 laps	5 laps	84.80	1:14.508	2
DNF	42	B	Oliver BULL	Swift SC92	0						
DNF	72	B	Jonathan HOAD	Van Diemen RF90	0						

FASTEST LAP

3	B	Marcus ALLEN	Swift SC92F	6	1:11.400	93.27 mph	150.11 kph
1	A	Ben NORTON	Spectrum 011	6	1:11.569	93.05 mph	149.76 kph
85	C	Tom MARGETSON	Reynard FF89	5	1:14.250	89.69 mph	144.35 kph

Weather / Track : Bright / Dry

These results are provisional until the conclusion of any judicial and technical matters.

Castle Combe
Circuit Length = 1.8500 miles
Start: 17:47 End: 18:05

Clerk of Course :

Timekeeper :

Castle Combe Formula Ford 1600 Championship

RACE 7 - LAP CHART

Lap 1			Lap 2			Lap 3			Lap 4			Lap 5		
No	Behind	Laptime	No	Behind	Laptime	No	Behind	Laptime	No	Behind	Laptime	No	Behind	Laptime
1		1:18.726	1		1:12.872	1		2:11.702	1		2:10.984	1		1:11.620
3	0.222	1:18.948	3	0.098	1:12.748	3	0.390	2:11.994	3	0.243	2:10.837	3	0.482	1:11.859
2	0.688	1:19.414	2	0.891	1:13.075	2	0.812	2:11.623	2	0.426	2:10.598	2	0.644	1:11.838
5	0.919	1:19.645	5	1.186	1:13.139	5	1.376	2:11.892	5	1.045	2:10.653	5	2.053	1:12.628
62	1.219	1:19.945	62	1.756	1:13.409	62	2.097	2:12.043	62	1.220	2:10.107	62	2.276	1:12.676
4	1.424	1:20.150	4	2.053	1:13.501	4	3.146	2:12.795	4	1.592	2:09.430	4	2.503	1:12.531
6	1.840	1:20.566	6	2.587	1:13.619	6	4.235	2:13.350	6	1.753	2:08.502	6	2.866	1:12.733
57	2.079	1:20.805	35	3.645	1:13.937	35	4.793	2:12.850	35	2.393	2:08.584	35	3.304	1:12.531
35	2.580	1:21.306	24	4.399	1:14.159	24	5.557	2:12.860	24	2.734	2:08.161	57	5.241	1:13.896
24	3.112	1:21.838	57	5.125	1:15.918	57	6.021	2:12.598	57	2.965	2:07.928	24	5.564	1:14.450
85	3.355	1:22.081	85	5.326	1:14.843	85	6.678	2:13.054	85	3.683	2:07.989	85	6.313	1:14.250
23	3.537	1:22.263	59	5.470	1:14.508	23	7.692	2:13.921	23	3.948	2:07.240	23	6.463	1:14.135
59	3.834	1:22.560	23	5.473	1:14.808	50	8.383	2:13.221	50	5.607	2:08.208	16	8.086	1:13.796
50	4.607	1:23.333	50	6.864	1:15.129	16	10.146	2:14.339	16	5.910	2:06.748	50	8.804	1:14.817
16	4.822	1:23.548	16	7.509	1:15.559	10	10.642	2:13.943	10	6.093	2:06.435	10	9.142	1:14.669
27	5.747	1:24.473	10	8.401	1:15.360	27	11.704	2:14.193	27	6.633	2:05.913	60	9.263	1:14.088
10	5.913	1:24.639	27	9.213	1:16.338	60	13.100	2:15.411	60	6.795	2:04.679	27	10.036	1:15.023
36	6.652	1:25.378	60	9.391	1:14.807	36	13.614	2:15.217	36	7.788	2:05.158	14	11.095	1:14.704
60	7.456	1:26.182	36	10.099	1:16.319	14	15.224	2:16.633	14	8.011	2:03.771	36	12.169	1:16.001
14	7.828	1:26.554	14	10.293	1:15.337	82	16.561	2:16.228	82	8.530	2:02.953	82	12.567	1:15.657
82	8.163	1:26.889	82	12.035	1:16.744	40	17.341	2:16.320	40	9.156	2:02.799	40	13.570	1:16.034
40	8.729	1:27.455	40	12.723	1:16.866	21	18.505	2:15.568	21	10.265	2:02.744	21	15.794	1:17.149
73	9.851	1:28.577	21	14.639	1:17.274	73	18.964	2:15.523	73	11.248	2:03.268	73	16.558	1:16.930
21	10.237	1:28.963	73	15.143	1:18.164	67	19.532	2:15.793	67	11.901	2:03.353	67	16.750	1:16.469
67	10.435	1:29.161	67	15.441	1:17.878	45	20.017	2:15.367	45	12.538	2:03.505	45	17.554	1:16.636
45	11.005	1:29.731	45	16.352	1:18.219	78	21.317	2:15.709	78	13.002	2:02.669	78	17.846	1:16.464
78	11.408	1:30.134	78	17.310	1:18.774	87	22.038	2:14.796	87	15.644	2:04.590	8	20.904	1:15.402
87	12.574	1:31.300	87	18.944	1:19.242	77	22.672	2:12.152	77	16.835	2:05.147	87	22.455	1:18.431
77	13.529	1:32.255	77	22.222	1:21.565	8	24.664	2:11.119	8	17.122	2:03.442	77	26.534	1:21.319
8	21.073	1:39.799	8	25.247	1:17.046									

Castle Combe Formula Ford 1600 Championship

RACE 7 - LAP CHART

Lap 6			Lap 7			Lap 8			Lap 9			Lap 10		
No	Behind	Laptime	No	Behind	Laptime	No	Behind	Laptime	No	Behind	Laptime	No	Behind	Laptime
1		1:11.569	1		1:11.832	1		1:12.339	1		1:11.988	1		1:13.014
3	0.313	1:11.400	3	0.237	1:11.756	3	0.154	1:12.256	3	0.186	1:12.020	3	0.160	1:12.988
2	0.637	1:11.562	2	0.527	1:11.722	62	3.629	1:12.792	62	4.041	1:12.400	62	4.309	1:13.282
62	2.881	1:12.174	62	3.176	1:12.127	5	3.888	1:12.681	5	4.308	1:12.408	5	4.464	1:13.170
5	3.142	1:12.658	5	3.546	1:12.236	6	5.582	1:12.590	6	6.038	1:12.444	6	6.315	1:13.291
4	4.051	1:13.117	6	5.331	1:13.053	4	5.856	1:12.607	4	6.344	1:12.476	35	6.796	1:13.190
6	4.110	1:12.813	4	5.588	1:13.369	35	6.132	1:12.705	35	6.620	1:12.476	24	11.780	1:13.379
35	4.260	1:12.525	35	5.766	1:13.338	24	9.950	1:13.519	24	11.415	1:13.453	23	14.875	1:14.431
57	6.896	1:13.224	24	8.770	1:13.665	23	11.070	1:13.356	23	13.458	1:14.376	60	16.280	1:13.480
24	6.937	1:12.942	57	9.016	1:13.952	57	14.029	1:17.352	60	15.814	1:13.586	16	18.293	1:14.109
23	8.206	1:13.312	23	10.053	1:13.679	60	14.216	1:14.091	57	16.607	1:14.566	85	20.313	1:15.089
85	9.264	1:14.520	85	11.831	1:14.399	85	14.490	1:14.998	16	17.198	1:14.547	50	25.827	1:16.196
16	10.349	1:13.832	16	12.235	1:13.718	16	14.639	1:14.743	85	18.238	1:15.736	14	28.686	1:16.520
60	11.319	1:13.625	60	12.464	1:12.977	50	19.269	1:15.850	50	22.645	1:15.364	27	29.118	1:15.926
50	12.368	1:15.133	50	15.758	1:15.222	14	21.870	1:15.083	14	25.180	1:15.298	82	29.430	1:15.616
27	15.441	1:16.974	14	19.126	1:15.330	27	22.909	1:15.605	27	26.206	1:15.285	10	29.562	1:16.186
14	15.628	1:16.102	27	19.643	1:16.034	82	23.156	1:15.783	10	26.390	1:15.062	40	30.819	1:15.532
82	16.596	1:15.598	82	19.712	1:14.948	10	23.316	1:14.259	82	26.828	1:15.660	36	32.114	1:15.983
36	17.005	1:16.405	40	21.256	1:15.659	40	24.951	1:16.034	40	28.301	1:15.338	67	42.635	1:17.134
40	17.429	1:15.428	10	21.396	1:14.465	36	25.365	1:15.959	36	29.145	1:15.768	57	44.218	1:40.625 P
10	18.763	1:21.190	36	21.745	1:16.572	67	32.935	1:16.785	67	38.515	1:17.568	45	48.607	1:16.798
21	21.978	1:17.753	21	28.041	1:17.895	21	36.126	1:20.424	21	43.601	1:19.463	21	49.105	1:18.518
67	22.458	1:17.277	67	28.489	1:17.863	73	39.442	1:21.429	45	44.823	1:16.121	73	50.245	1:17.346
73	23.075	1:18.086	78	28.774	1:16.973	45	40.690	1:24.099	73	45.913	1:18.459	87	50.896	1:16.870
45	23.229	1:17.244	45	28.930	1:17.533	87	42.200	1:20.064	87	47.040	1:16.828	78	54.759	1:16.647
78	23.633	1:17.356	8	29.367	1:16.996	78	45.350	1:28.915	78	51.126	1:17.764	77	1:07.050	1:19.470
8	24.203	1:14.868	73	30.352	1:19.109	77	52.360	1:20.610	77	1:00.594	1:20.222			
87	28.679	1:17.793	87	34.475	1:17.628	8	1:09.190	1:52.162 P						
77	35.907	1:20.942	77	44.089	1:20.014									

Castle Combe Formula Ford 1600 Championship

RACE 7 - LAP CHART

Lap 11			Lap 12		
No	Behind	Laptime	No	Behind	Laptime
3		1:12.205	3		1:12.798
1	0.210	1:12.575	1	0.162	1:12.750
62	4.721	1:12.777	77	1 LAP	1:21.049
5	5.056	1:12.957	62	5.132	1:13.209
6	6.653	1:12.703	5	5.327	1:13.069
35	6.882	1:12.451	6	6.789	1:12.934
24	12.859	1:13.444	35	6.953	1:12.869
23	15.811	1:13.301	24	13.238	1:13.177
60	17.188	1:13.273	23	17.016	1:14.003
16	19.874	1:13.946	60	17.489	1:13.099
85	22.748	1:14.800	16	21.055	1:13.979
50	29.016	1:15.554	85	25.221	1:15.271
14	32.882	1:16.561	10	35.995	1:15.809
10	32.984	1:15.787	82	37.444	1:16.875
27	33.045	1:16.292	27	37.858	1:17.611
82	33.367	1:16.302	40	39.297	1:18.128
40	33.967	1:15.513	36	39.816	1:17.313
36	35.301	1:15.552	50	47.070	1:30.852
67	47.095	1:16.825	67	51.370	1:17.073
45	52.914	1:16.672	45	56.724	1:16.608
21	54.006	1:17.266	21	58.878	1:17.670
73	54.700	1:16.820	73	59.025	1:17.123
87	55.095	1:16.564	87	59.270	1:16.973
78	58.686	1:16.292	78	1:02.228	1:16.340
			14	1:14.868	1:54.784

CSL Cup

QUALIFYING - RACE 8 - CLASSIFICATION

POS	NO	CL	NAME	ENTRY	TIME	ON	LAPS	GAP	DIFF	MPH
1	99		John THORNE	BMW E46 M3	1:12.680	11	15			91.63
2	5		Jamie MARTIN	BMW E46 M3	1:13.614	4	16	0.934	0.934	90.47
3	21		Mark STEWARD	BMW M3 E36	1:13.883	8	16	1.203	0.269	90.14
4	23		Colin HAYS	BMW M3 E46	1:14.542	13	14	1.862	0.659	89.34
5	3		Dan STRINGFELLOW	BMW E46 M3	1:14.640	12	13	1.960	0.098	89.22
6	11		Stephen GILL	BMW E46 M3	1:15.053	4	14	2.373	0.413	88.73
7	8	S	Darren HUMPHREY	BMW E46 M3	1:16.756	12	14	4.076	1.703	86.76
8	4	S	John HARRISON	BMW E46 M3	1:19.235	10	13	6.555	2.479	84.05

Weather / Track : Bright / Dry

These results are provisional until the conclusion of any judicial and technical matters.

Castle Combe
Circuit Length = 1.8500 miles
Start: 11:24 End: 11:45

Clerk of Course :

Timekeeper :

CSL Cup

QUALIFYING - RACE 8 - LAP ANALYSIS

3	Dan STRINGFELLOW			BMW E46 M3			
1 -	1:46.362	+ 31.722	11:26:38.013	8 -	1:22.181	+ 7.541	11:38:30.762
2 -	1:35.224	+ 20.584	11:28:13.237	9 -	1:30.671	+ 16.031	11:40:01.433
3 -	1:21.166	+ 6.526	11:29:34.403	10 -	1:15.157	+ 0.517	11:41:16.590
4 -	1:16.028	+ 1.388	11:30:50.431	11 -	1:14.776	+ 0.136	11:42:31.366
5 -	1:15.974	+ 1.334	11:32:06.405	12 -	1:14.640		11:43:46.006
6 -	1:33.718 P	+ 19.078	11:33:40.123	13 -	1:14.767	+ 0.127	11:45:00.773
7 -	3:28.458	+ 2:13.818	11:37:08.581				
4	John HARRISON			S BMW E46 M3			
1 -	1:39.854	+ 20.619	11:26:26.296	8 -	1:33.704	+ 14.469	11:36:10.350
2 -	1:24.655	+ 5.420	11:27:50.951	9 -	1:22.371	+ 3.136	11:37:32.721
3 -	1:20.612	+ 1.377	11:29:11.563	10 -	1:19.235		11:38:51.956
4 -	1:21.009	+ 1.774	11:30:32.572	11 -	1:20.205	+ 0.970	11:40:12.161
5 -	1:20.368	+ 1.133	11:31:52.940	12 -	1:20.227	+ 0.992	11:41:32.388
6 -	1:19.970	+ 0.735	11:33:12.910	13 -	1:38.790	+ 19.555	11:43:11.178
7 -	1:23.736	+ 4.501	11:34:36.646				
5	Jamie MARTIN			BMW E46 M3			
1 -	1:35.669	+ 22.055	11:26:14.452	9 -	1:14.804	+ 1.190	11:36:14.744
2 -	1:21.199	+ 7.585	11:27:35.651	10 -	1:15.673	+ 2.059	11:37:30.417
3 -	1:13.994	+ 0.380	11:28:49.645	11 -	1:15.325	+ 1.711	11:38:45.742
4 -	1:13.614		11:30:03.259	12 -	1:15.198	+ 1.584	11:40:00.940
5 -	1:13.976	+ 0.362	11:31:17.235	13 -	1:14.990	+ 1.376	11:41:15.930
6 -	1:14.075	+ 0.461	11:32:31.310	14 -	1:14.993	+ 1.379	11:42:30.923
7 -	1:14.151	+ 0.537	11:33:45.461	15 -	1:14.389	+ 0.775	11:43:45.312
8 -	1:14.479	+ 0.865	11:34:59.940	16 -	1:14.804	+ 1.190	11:45:00.116
8	Darren HUMPHREY			S BMW E46 M3			
1 -	1:47.183	+ 30.427	11:26:22.501	8 -	1:18.446	+ 1.690	11:35:43.869
2 -	1:25.348	+ 8.592	11:27:47.849	9 -	1:18.026	+ 1.270	11:37:01.895
3 -	1:20.284	+ 3.528	11:29:08.133	10 -	1:32.345 P	+ 15.589	11:38:34.240
4 -	1:19.136	+ 2.380	11:30:27.269	11 -	2:51.041	+ 1:34.285	11:41:25.281
5 -	1:20.212	+ 3.456	11:31:47.481	12 -	1:16.756		11:42:42.037
6 -	1:19.175	+ 2.419	11:33:06.656	13 -	1:16.848	+ 0.092	11:43:58.885
7 -	1:18.767	+ 2.011	11:34:25.423	14 -	1:18.169	+ 1.413	11:45:17.054
11	Stephen GILL			BMW E46 M3			
1 -	1:41.026	+ 25.973	11:26:24.862	8 -	1:15.608	+ 0.555	11:37:48.819
2 -	1:21.146	+ 6.093	11:27:46.008	9 -	1:15.610	+ 0.557	11:39:04.429
3 -	1:16.369	+ 1.316	11:29:02.377	10 -	1:16.291	+ 1.238	11:40:20.720
4 -	1:15.053		11:30:17.430	11 -	1:17.415	+ 2.362	11:41:38.135
5 -	1:15.458	+ 0.405	11:31:32.888	12 -	1:15.129	+ 0.076	11:42:53.264
6 -	1:25.470 P	+ 10.417	11:32:58.358	13 -	1:15.297	+ 0.244	11:44:08.561
7 -	3:34.853	+ 2:19.800	11:36:33.211	14 -	1:15.473	+ 0.420	11:45:24.034
21	Mark STEWARD			BMW M3 E36			
1 -	1:27.530	+ 13.647	11:26:07.769	9 -	1:14.019	+ 0.136	11:36:12.062
2 -	1:15.686	+ 1.803	11:27:23.455	10 -	1:18.895	+ 5.012	11:37:30.957
3 -	1:15.103	+ 1.220	11:28:38.558	11 -	1:15.177	+ 1.294	11:38:46.134
4 -	1:22.245	+ 8.362	11:30:00.803	12 -	1:17.327	+ 3.444	11:40:03.461
5 -	1:13.960	+ 0.077	11:31:14.763	13 -	1:13.924	+ 0.041	11:41:17.385
6 -	1:14.735	+ 0.852	11:32:29.498	14 -	1:15.106	+ 1.223	11:42:32.491
7 -	1:14.662	+ 0.779	11:33:44.160	15 -	1:19.001	+ 5.118	11:43:51.492
8 -	1:13.883		11:34:58.043	16 -	1:14.259	+ 0.376	11:45:05.751
23	Colin HAYS			BMW M3 E46			
1 -	1:46.782	+ 32.240	11:26:24.002	8 -	1:15.337	+ 0.795	11:35:33.755
2 -	1:25.822	+ 11.280	11:27:49.824	9 -	1:16.258	+ 1.716	11:36:50.013
3 -	1:20.124	+ 5.582	11:29:09.948	10 -	1:14.901	+ 0.359	11:38:04.914
4 -	1:18.219	+ 3.677	11:30:28.167	11 -	1:14.855	+ 0.313	11:39:19.769
5 -	1:17.484	+ 2.942	11:31:45.651	12 -	1:15.164	+ 0.622	11:40:34.933
6 -	1:16.271	+ 1.729	11:33:01.922	13 -	1:14.542		11:41:49.475

Castle Combe
Circuit Length = 1.8500 miles
Start: 11:24 End: 11:45

Weather / Track : Bright / Dry


CSL Cup

QUALIFYING - RACE 8 - LAP ANALYSIS

7 -	1:16.496	+ 1.954	11:34:18.418	14 -	1:44.268 P	+ 29.726	11:43:33.743
99	John THORNE		BMW E46 M3				
1 -	1:34.466	+ 21.786	11:26:15.908	9 -	1:18.066 P	+ 5.386	11:36:12.845
2 -	1:17.786	+ 5.106	11:27:33.694	10 -	2:56.664	+ 1:43.984	11:39:09.509
3 -	1:13.862	+ 1.182	11:28:47.556	11 -	1:12.680		11:40:22.189
4 -	1:13.890	+ 1.210	11:30:01.446	12 -	1:13.952	+ 1.272	11:41:36.141
5 -	1:13.704	+ 1.024	11:31:15.150	13 -	1:13.412	+ 0.732	11:42:49.553
6 -	1:13.152	+ 0.472	11:32:28.302	14 -	1:13.383	+ 0.703	11:44:02.936
7 -	1:13.125	+ 0.445	11:33:41.427	15 -	1:13.155	+ 0.475	11:45:16.091
8 -	1:13.352	+ 0.672	11:34:54.779				

CSL Cup

RACE 8 - GRID

ROW 5	7	Duncan WHITE	
ROW 4		1:16.756	1:19.235
	8	Darren HUMPHREY	4 John HARRISON
ROW 3		1:14.640	1:15.053
	3	Dan STRINGFELLOW	11 Stephen GILL
ROW 2		1:13.883	1:14.542
	21	Mark STEWARD	23 Colin HAYS
ROW 1		1:12.680	1:13.614
	99	John THORNE	5 Jamie MARTIN
Pole			
			

Castle Combe
Circuit Length = 1.8500 miles

These results are provisional until the conclusion of any judicial and technical matters.

Clerk of Course :

Timekeeper :

CSL Cup

RACE 8 - CLASSIFICATION

POS	NO	CL	NAME	ENTRY	LAPS	TIME	GAP	DIFF	MPH	BEST	ON
1	3		Dan STRINGFELLOW	BMW E46 M3	14	20:02.636			77.53	1:23.758	13
2	5		Jamie MARTIN	BMW E46 M3	14	20:03.132	0.496	0.496	77.49	1:23.863	13
3	99		John THORNE	BMW E46 M3	14	20:09.349	6.713	6.217	77.09	1:23.437	5
4	11		Stephen GILL	BMW E46 M3	14	20:24.790	22.154	15.441	76.12	1:23.577	14
5	23		Colin HAYS	BMW M3 E46	13	20:22.468	1 lap	1 lap	70.82	1:30.219	13
6	8	S	Darren HUMPHREY	BMW E46 M3	13	20:23.449	1 lap	0.981	70.76	1:30.772	13
7	4	S	John HARRISON	BMW E46 M3	10	20:29.222	4 laps	3 laps	54.18	1:54.821	9
NOT CLASSIFIED											
DNF	21		Mark STEWARD	BMW M3 E36	5	8:16.159	9 laps	5 laps	67.11	1:32.714	2
FASTEST LAP											
	99		John THORNE	BMW E46 M3	5	1:23.437			79.82 mph	128.45 kph	
	8	S	Darren HUMPHREY	BMW E46 M3	13	1:30.772			73.37 mph	118.07 kph	

Weather / Track : Cloudy / Wet

These results are provisional until the conclusion of any judicial and technical matters.

Castle Combe
Circuit Length = 1.8500 miles
Start: 10:47 End: 11:08

Clerk of Course :

Timekeeper :

CSL Cup

RACE 8 - LAP CHART

Lap 1			Lap 2			Lap 3			Lap 4			Lap 5		
No	Behind	Laptime	No	Behind	Laptime	No	Behind	Laptime	No	Behind	Laptime	No	Behind	Laptime
5		1:32.406	5		1:26.332	5		1:26.192	5		1:26.739	5		1:26.025
3	1.511	1:33.917	3	0.468	1:25.289	3	1.900	1:27.624	3	1.423	1:26.262	3	1.085	1:25.687
99	2.830	1:35.236	11	4.561	1:27.567	11	2.368	1:23.999	11	2.201	1:26.572	11	2.352	1:26.176
11	3.326	1:35.732	99	9.563	1:33.065	99	10.695	1:27.324	99	8.720	1:24.764	99	6.132	1:23.437
23	13.091	1:45.497	23	19.501	1:32.742	23	26.884	1:33.575	4	1 LAP	2:10.621	23	42.092	1:32.146
21	13.535	1:45.941	21	19.917	1:32.714	21	27.328	1:33.603	23	35.971	1:35.826	8	47.006	1:34.675
8	14.999	1:47.405	8	21.834	1:33.167	8	30.104	1:34.462	21	36.588	1:35.999	21	58.465	1:47.902 P
4	36.564	2:08.970	4	1:11.628	2:01.396				8	38.356	1:34.991	4	1 LAP	2:02.516

CSL Cup

RACE 8 - LAP CHART


Lap 6			Lap 7			Lap 8			Lap 9			Lap 10		
No	Behind	Laptime	No	Behind	Laptime	No	Behind	Laptime	No	Behind	Laptime	No	Behind	Laptime
5		1:25.682	5		1:26.609	3		1:24.796	3		1:24.898	3		1:24.127
3	1.445	1:26.042	3	0.719	1:25.883	5	0.153	1:25.668	5	1.039	1:25.784	5	1.100	1:24.188
11	2.144	1:25.474	11	1.387	1:25.852	11	2.335	1:26.463	11	2.267	1:24.830	11	2.295	1:24.155
99	3.958	1:23.508	99	2.640	1:25.291	99	2.515	1:25.390	99	3.450	1:25.833	99	5.624	1:26.301
23	50.189	1:33.779	4	2 LAPS	2:03.260	4	2 LAPS	1:57.711	23	1:14.048	1:33.860	4	3 LAPS	2:09.590
8	54.900	1:33.576	23	57.298	1:33.718	23	1:05.086	1:33.303	8	1:15.366	1:32.322	23	1:21.476	1:31.555
			8	1:01.102	1:32.811	8	1:07.942	1:32.355				8	1:22.186	1:30.947

CSL Cup

RACE 8 - LAP CHART

Lap 11			Lap 12			Lap 13			Lap 14		
No	Behind	Laptime	No	Behind	Laptime	No	Behind	Laptime	No	Behind	Laptime
3		1:24.818	3		1:25.457	3		1:23.758	3		1:24.078
5	0.821	1:24.539	5	0.333	1:24.969	5	0.438	1:23.863	5	0.496	1:24.136
11	1.343	1:23.866	23	1 LAP	1:33.116	99	6.889	1:25.085	99	6.713	1:23.902
99	5.200	1:24.394	8	1 LAP	1:33.152	23	1 LAP	1:33.132	23	1 LAP	1:30.219
4	3 LAPS	1:55.776	99	5.562	1:25.819	8	1 LAP	1:32.814	8	1 LAP	1:30.772
			11	22.225	1:46.339	11	22.655	1:24.188	11	22.154	1:23.577
			4	3 LAPS	1:54.821				4	4 LAPS	2:04.561

CSL Cup
RACE 14 - GRID

ROW 4	4 John HARRISON	31 Nick FOSTER
ROW 3	23 Colin HAYS	8 Darren HUMPHREY
ROW 2	99 John THORNE	11 Stephen GILL
ROW 1	3 Dan STRINGFELLOW	5 Jamie MARTIN
Pole		
		

Castle Combe
Circuit Length = 1.8500 miles

These results are provisional until the conclusion of any judicial and technical matters.

Clerk of Course :		Timekeeper :
-------------------	--	--------------

CSL Cup

RACE 14 - CLASSIFICATION

POS	NO	CL	NAME	ENTRY	LAPS	TIME	GAP	DIFF	MPH	BEST	ON
1	3		Dan STRINGFELLOW	BMW E46 M3	6	8:46.089			75.95	1:25.267	6
2	5		Jamie MARTIN	BMW E46 M3	6	8:51.103	5.014	5.014	75.23	1:26.920	4
3	11		Stephen GILL	BMW E46 M3	6	9:08.092	22.003	16.989	72.90	1:28.263	2
4	8	S	Darren HUMPHREY	BMW E46 M3	6	9:34.590	48.501	26.498	69.54	1:33.667	2
5	4	S	John HARRISON	BMW E46 M3	5	10:29.983	1 lap	1 lap	52.85	2:01.934	2
NOT CLASSIFIED											
<i>DNF</i>	99		John THORNE	BMW E46 M3	1	4:05.921	5 laps	4 laps	27.08		
<i>DNF</i>	31		Nick FOSTER	BMW E46 M3	0						
<i>DQ</i>	23		Colin HAYS	BMW M3 E46	6	9:41.789	55.700	0.000	68.68		6
FASTEST LAP											
	3		Dan STRINGFELLOW	BMW E46 M3	6	1:25.267			78.10 mph	125.70 kph	
	8	S	Darren HUMPHREY	BMW E46 M3	2	1:33.667			71.10 mph	114.42 kph	

Car 23 - Not running at time of Red Flag

Weather / Track : Rain / Wet

These results are provisional until the conclusion of any judicial and technical matters.

Castle Combe
Circuit Length = 1.8500 miles
Start: 15:33 End: 15:46

Clerk of Course :		Timekeeper :
-------------------	--	--------------

CSL Cup

RACE 14 - LAP CHART

Lap 1			Lap 2			Lap 3			Lap 4			Lap 5		
No	Behind	Laptime	No	Behind	Laptime	No	Behind	Laptime	No	Behind	Laptime	No	Behind	Laptime
3		1:32.926	3		1:27.111	3		1:28.264	3		1:26.342	3		1:26.179
5	0.357	1:33.283	5	1.937	1:28.691	5	1.753	1:28.080	5	2.331	1:26.920	5	3.205	1:27.053
11	2.139	1:35.065	11	3.291	1:28.263	11	6.642	1:31.615	11	12.663	1:32.363	11	18.167	1:31.683
8	8.444	1:41.370	8	15.000	1:33.667	8	21.324	1:34.588	4	1 LAP	2:13.218	8	39.657	1:36.070
4	34.823	2:07.749	99	1 LAP	4:05.921 P				8	29.766	1:34.784	4	1 LAP	2:04.632
			4	1:09.646	2:01.934									

CSL Cup

RACE 14 - LAP CHART

Lap 6		
No	Behind	Laptime
3		1:25.267
5	5.014	1:27.076
11	22.003	1:29.103
8	48.501	1:34.111
4	1 LAP	2:02.450

Castle Combe Special GT Championship

QUALIFYING - RACE 12 - CLASSIFICATION

POS	NO	CL	NAME	ENTRY	TIME	ON	LAPS	GAP	DIFF	MPH
1	61	A	Manhal ALLOS	Radical SR8	1:14.398	6	9			89.51
2	26	C	Mark FUNNELL	Lotus Exige	1:19.055	9	9	4.657	4.657	84.24
3	23	B	Simon TILLING	Radical SR3	1:19.999	6	10	5.601	0.944	83.25
4	86	B	Andrew SHANLEY	Radical Prosport	1:20.640	8	11	6.242	0.641	82.58
5	35	B	Darcy SMITH	Nemesis RME98	1:21.809	11	11	7.411	1.169	81.40
6	97	C	Simon NORRIS	Mistubishi Lancer Evo 3	1:22.057	6	8	7.659	0.248	81.16
7	19	B	Martin BAKER	Radical Clubsport	1:22.074	9	11	7.676	0.017	81.14
8	85	D	Kevin BIRD	SEAT Leon	1:23.241	4	11	8.843	1.167	80.00
9	5	D	Keith DUNN	Caterham Seven	1:23.572	6	10	9.174	0.331	79.69
10	44	B	Aaron DELAMONT	Radical SR3	1:24.583	10	10	10.185	1.011	78.73
11	45	C	Lee JOINT	Westfield S.E.W.	1:24.933	10	10	10.535	0.350	78.41
12	91	C	Laurence KILBY	Mitsubishi Evo 9 RS	1:25.124	8	8	10.726	0.191	78.23
13	12	B	Andy TIDY	Radical Prosport	1:26.116	10	10	11.718	0.992	77.33
14	60	D	Keith SPRULES	Ferrari 360 Challenge	1:26.817	7	10	12.419	0.701	76.71
15	7	D	Stuart DIXON	Caterham Seven	1:27.914	9	10	13.516	1.097	75.75
16	32	B	Norman LACKFORD	Radical Prosport	1:28.704	6	10	14.306	0.790	75.08
17	11	D	David BEVERLEY-JONES	Caterham Seven	1:29.360	3	9	14.962	0.656	74.53
18	20	D	Tim WOODMAN	Caterham Roadsport	1:31.173	8	8	16.775	1.813	73.04
19	80	D	Malcolm WEBSTER	Volkswagen Golf GTi	1:37.041	9	9	22.643	5.868	68.63
20	27	D	George MICHAEL	Toyota MR2 Turbo	1:37.363	8	9	22.965	0.322	68.40
21	40	B	David SMITH	Mallock MK34	1:38.836	2	5	24.438	1.473	67.38
22	41	B	Jeremy IRWIN	Jertona Prototype	1:42.828	5	7	28.430	3.992	64.76
23	21	C	James JOHNSON	Fisher Fury	1:43.308	4	7	28.910	0.480	64.46
24	69	D	Dylan POPOVIC	Marlin EXi		0	2			

Weather / Track : Bright / Wet

These results are provisional until the conclusion of any judicial and technical matters.

Castle Combe
Circuit Length = 1.8500 miles
Start: 09:00 End: 09:16

Clerk of Course :	Timekeeper :
-------------------	--------------

Castle Combe Special GT Championship

QUALIFYING - RACE 12 - LAP ANALYSIS

5	Keith DUNN		D Caterham Seven			
1 -	1:34.846	+ 11.274	9:02:48.661	6 -	1:23.572	9:09:58.964
2 -	1:28.137	+ 4.565	9:04:16.798	7 -	1:24.841	+ 1.269
3 -	1:26.646	+ 3.074	9:05:43.444	8 -	1:25.736	+ 2.164
4 -	1:26.607	+ 3.035	9:07:10.051	9 -	1:24.694	+ 1.122
5 -	1:25.341	+ 1.769	9:08:35.392	10 -	1:25.627	+ 2.055
7	Stuart DIXON		D Caterham Seven			
1 -	1:43.106	+ 15.192	9:02:39.877	6 -	1:31.010	+ 3.096
2 -	1:37.659	+ 9.745	9:04:17.536	7 -	1:29.797	+ 1.883
3 -	1:31.931	+ 4.017	9:05:49.467	8 -	1:29.721	+ 1.807
4 -	1:35.028	+ 7.114	9:07:24.495	9 -	1:27.914	9:14:54.277
5 -	1:31.340	+ 3.426	9:08:55.835	10 -	1:29.037	+ 1.123
11	David BEVERLEY-JONES		D Caterham Seven			
1 -	1:33.293	+ 3.933	9:03:31.451	6 -	1:33.688	+ 4.328
2 -	1:29.452	+ 0.092	9:05:00.903	7 -	1:30.801	+ 1.441
3 -	1:29.360		9:06:30.263	8 -	1:31.754	+ 2.394
4 -	1:30.742	+ 1.382	9:08:01.005	9 -	1:34.541	+ 5.181
5 -	1:33.826	+ 4.466	9:09:34.831			
12	Andy TIDY		B Radical Prosport			
1 -	1:43.645	+ 17.529	9:02:39.359	6 -	1:27.568	+ 1.452
2 -	1:34.667	+ 8.551	9:04:14.026	7 -	1:27.577	+ 1.461
3 -	1:29.931	+ 3.815	9:05:43.957	8 -	1:29.059	+ 2.943
4 -	1:30.062	+ 3.946	9:07:14.019	9 -	1:28.228	+ 2.112
5 -	1:27.404	+ 1.288	9:08:41.423	10 -	1:26.116	9:15:59.971
19	Martin BAKER		B Radical Clubsport			
1 -	1:31.281	+ 9.207	9:02:03.826	7 -	1:23.342	+ 1.268
2 -	1:24.506	+ 2.432	9:03:28.332	8 -	1:22.343	+ 0.269
3 -	1:22.792	+ 0.718	9:04:51.124	9 -	1:22.074	9:13:09.158
4 -	1:22.163	+ 0.089	9:06:13.287	10 -	1:28.050	+ 5.976
5 -	1:23.841	+ 1.767	9:07:37.128	11 -	1:23.219	+ 1.145
6 -	1:24.271	+ 2.197	9:09:01.399			
20	Tim WOODMAN		D Caterham Roadsport			
1 -	1:44.440	+ 13.267	9:04:23.681	5 -	1:33.614	+ 2.441
2 -	1:39.570	+ 8.397	9:06:03.251	6 -	1:33.100	+ 1.927
3 -	1:39.282	+ 8.109	9:07:42.533	7 -	1:32.532	+ 1.359
4 -	1:34.230	+ 3.057	9:09:16.763	8 -	1:31.173	9:15:27.182
21	James JOHNSON		C Fisher Fury			
1 -	1:52.299	+ 8.991	9:02:37.379	5 -	1:45.981	+ 2.673
2 -	1:50.857	+ 7.549	9:04:28.236	6 -	1:43.407	+ 0.099
3 -	1:48.500	+ 5.192	9:06:16.736	7 -	1:52.440 p	+ 9.132
4 -	1:43.308		9:08:00.044			
23	Simon TILLING		B Radical SR3			
1 -	1:22.406	+ 2.407	9:03:09.115	6 -	1:19.999	9:10:05.138
2 -	1:21.855	+ 1.856	9:04:30.970	7 -	1:20.950	+ 0.951
3 -	1:22.142	+ 2.143	9:05:53.112	8 -	1:22.041	+ 2.042
4 -	1:29.085	+ 9.086	9:07:22.197	9 -	1:49.327	+ 29.328
5 -	1:22.942	+ 2.943	9:08:45.139	10 -	1:23.123	+ 3.124
26	Mark FUNNELL		C Lotus Exige			
1 -	1:33.205	+ 14.150	9:02:42.060	6 -	1:21.216	+ 2.161
2 -	1:25.531	+ 6.476	9:04:07.591	7 -	1:27.224 p	+ 8.169
3 -	1:22.031	+ 2.976	9:05:29.622	8 -	3:07.162	+ 1:48.107
4 -	1:21.222	+ 2.167	9:06:50.844	9 -	1:19.055	9:15:26.031
5 -	1:20.530	+ 1.475	9:08:11.374			

Castle Combe
Circuit Length = 1.8500 miles
Start: 09:00 End: 09:16

Weather / Track : Bright / Wet

Castle Combe Special GT Championship

QUALIFYING - RACE 12 - LAP ANALYSIS

27	George MICHAEL		D Toyota MR2 Turbo				
1 -	1:46.581	+ 9.218	9:02:06.427	6 -	1:38.712	+ 1.349	9:10:47.556
2 -	1:53.058	+ 15.695	9:03:59.485	7 -	1:44.428	+ 7.065	9:12:31.984
3 -	1:42.607	+ 5.244	9:05:42.092	8 -	1:37.363		9:14:09.347
4 -	1:45.564	+ 8.201	9:07:27.656	9 -	1:42.297	+ 4.934	9:15:51.644
5 -	1:41.188	+ 3.825	9:09:08.844				
32	Norman LACKFORD		B Radical Prosport				
1 -	1:36.947	+ 8.243	9:02:12.942	6 -	1:28.704		9:09:50.352
2 -	1:35.374	+ 6.670	9:03:48.316	7 -	1:33.048	+ 4.344	9:11:23.400
3 -	1:32.842	+ 4.138	9:05:21.158	8 -	1:28.857	+ 0.153	9:12:52.257
4 -	1:30.806	+ 2.102	9:06:51.964	9 -	1:29.149	+ 0.445	9:14:21.406
5 -	1:29.684	+ 0.980	9:08:21.648	10 -	1:32.011	+ 3.307	9:15:53.417
35	Darcy SMITH		B Nemesis RME98				
1 -	1:31.725	+ 9.916	9:01:58.264	7 -	1:24.769	+ 2.960	9:10:25.898
2 -	1:22.417	+ 0.608	9:03:20.681	8 -	1:22.380	+ 0.571	9:11:48.278
3 -	1:24.211	+ 2.402	9:04:44.892	9 -	1:22.428	+ 0.619	9:13:10.706
4 -	1:26.265	+ 4.456	9:06:11.157	10 -	1:25.708	+ 3.899	9:14:36.414
5 -	1:25.684	+ 3.875	9:07:36.841	11 -	1:21.809		9:15:58.223
6 -	1:24.288	+ 2.479	9:09:01.129				
40	David SMITH		B Mallock MK34				
1 -	1:44.471	+ 5.635	9:02:24.609	4 -	1:39.821	+ 0.985	9:07:22.392
2 -	1:38.836		9:04:03.445	5 -	1:52.887 P	+ 14.051	9:09:15.279
3 -	1:39.126	+ 0.290	9:05:42.571				
41	Jeremy IRWIN		B Jertona Prototype				
1 -	1:48.275	+ 5.447	9:02:31.829	5 -	1:42.828		9:09:32.869
2 -	1:45.035	+ 2.207	9:04:16.864	6 -	1:43.105	+ 0.277	9:11:15.974
3 -	1:45.879	+ 3.051	9:06:02.743	7 -	2:01.258 P	+ 18.430	9:13:17.232
4 -	1:47.298	+ 4.470	9:07:50.041				
44	Aaron DELAMONT		B Radical SR3				
1 -	1:39.141	+ 14.558	9:02:40.768	6 -	1:25.913	+ 1.330	9:10:13.131
2 -	1:39.342	+ 14.759	9:04:20.110	7 -	1:25.743	+ 1.160	9:11:38.874
3 -	1:30.330	+ 5.747	9:05:50.440	8 -	1:29.016	+ 4.433	9:13:07.890
4 -	1:30.321	+ 5.738	9:07:20.761	9 -	1:31.476	+ 6.893	9:14:39.366
5 -	1:26.457	+ 1.874	9:08:47.218	10 -	1:24.583		9:16:03.949
45	Lee JOINT		C Westfield S.E.W.				
1 -	1:37.994	+ 13.061	9:02:24.822	6 -	1:34.058	+ 9.125	9:09:45.272
2 -	1:29.331	+ 4.398	9:03:54.153	7 -	1:59.564	+ 34.631	9:11:44.836
3 -	1:26.752	+ 1.819	9:05:20.905	8 -	1:25.509	+ 0.576	9:13:10.345
4 -	1:25.066	+ 0.133	9:06:45.971	9 -	1:31.397	+ 6.464	9:14:41.742
5 -	1:25.243	+ 0.310	9:08:11.214	10 -	1:24.933		9:16:06.675
60	Keith SPRULES		D Ferrari 360 Challenge				
1 -	1:45.190	+ 18.373	9:02:24.077	6 -	1:33.653	+ 6.836	9:10:19.725
2 -	1:41.970	+ 15.153	9:04:06.047	7 -	1:26.817		9:11:46.542
3 -	1:37.641	+ 10.824	9:05:43.688	8 -	1:27.482	+ 0.665	9:13:14.024
4 -	1:34.455	+ 7.638	9:07:18.143	9 -	1:28.538	+ 1.721	9:14:42.562
5 -	1:27.929	+ 1.112	9:08:46.072	10 -	1:30.985	+ 4.168	9:16:13.547
61	Manhal ALLOS		A Radical SR8				
1 -	1:27.140	+ 12.742	9:04:21.315	6 -	1:14.398		9:10:48.582
2 -	1:22.541	+ 8.143	9:05:43.856	7 -	1:17.455	+ 3.057	9:12:06.037
3 -	1:18.954	+ 4.556	9:07:02.810	8 -	1:21.351 P	+ 6.953	9:13:27.388
4 -	1:15.747	+ 1.349	9:08:18.557	9 -	2:47.021	+ 1:32.623	9:16:14.409
5 -	1:15.627	+ 1.229	9:09:34.184				
69	Dylan POPOVIC		D Marlin EXi				
1 -	1:43.577	- 03:59:11.199	9:02:07.080	2 -	5:11.994 P	- 03:55:42.782	9:07:19.074

Castle Combe
Circuit Length = 1.8500 miles
Start: 09:00 End: 09:16

Weather / Track : Bright / Wet


Castle Combe Special GT Championship

QUALIFYING - RACE 12 - LAP ANALYSIS

80	Malcolm WEBSTER		D Volkswagen Golf GTi				
1 -	1:50.483	+ 13.442	9:02:20.505	6 -	1:38.979	+ 1.938	9:10:48.289
2 -	1:47.426	+ 10.385	9:04:07.931	7 -	1:38.291	+ 1.250	9:12:26.580
3 -	1:40.468	+ 3.427	9:05:48.399	8 -	1:38.588	+ 1.547	9:14:05.168
4 -	1:40.012	+ 2.971	9:07:28.411	9 -	1:37.041		9:15:42.209
5 -	1:40.899	+ 3.858	9:09:09.310				
85	Kevin BIRD		D SEAT Leon				
1 -	1:31.559	+ 8.318	9:02:05.231	7 -	1:23.507	+ 0.266	9:10:29.780
2 -	1:23.674	+ 0.433	9:03:28.905	8 -	1:23.941	+ 0.700	9:11:53.721
3 -	1:24.113	+ 0.872	9:04:53.018	9 -	1:24.193	+ 0.952	9:13:17.914
4 -	1:23.241		9:06:16.259	10 -	1:24.955	+ 1.714	9:14:42.869
5 -	1:23.649	+ 0.408	9:07:39.908	11 -	1:24.325	+ 1.084	9:16:07.194
6 -	1:26.365	+ 3.124	9:09:06.273				
86	Andrew SHANLEY		B Radical Prosport				
1 -	1:31.568	+ 10.928	9:01:53.697	7 -	1:21.717	+ 1.077	9:10:16.276
2 -	1:25.682	+ 5.042	9:03:19.379	8 -	1:20.640		9:11:36.916
3 -	1:26.537	+ 5.897	9:04:45.916	9 -	1:21.201	+ 0.561	9:12:58.117
4 -	1:24.012	+ 3.372	9:06:09.928	10 -	1:21.340	+ 0.700	9:14:19.457
5 -	1:22.306	+ 1.666	9:07:32.234	11 -	1:21.761	+ 1.121	9:15:41.218
6 -	1:22.325	+ 1.685	9:08:54.559				
91	Laurence KILBY		C Mitsubishi Evo 9 RS				
1 -	1:32.285	+ 7.161	9:05:38.041	5 -	1:27.851	+ 2.727	9:11:33.119
2 -	1:30.586	+ 5.462	9:07:08.627	6 -	1:28.201	+ 3.077	9:13:01.320
3 -	1:28.531	+ 3.407	9:08:37.158	7 -	1:26.095	+ 0.971	9:14:27.415
4 -	1:28.110	+ 2.986	9:10:05.268	8 -	1:25.124		9:15:52.539
97	Simon NORRIS		C Mistubishi Lancer Evo 3				
1 -	1:49.948	+ 27.891	9:04:34.153	5 -	1:22.197	+ 0.140	9:10:17.391
2 -	1:34.461	+ 12.404	9:06:08.614	6 -	1:22.057		9:11:39.448
3 -	1:22.794	+ 0.737	9:07:31.408	7 -	1:23.680	+ 1.623	9:13:03.128
4 -	1:23.786	+ 1.729	9:08:55.194	8 -	1:55.540 P	+ 33.483	9:14:58.668

Castle Combe Special GT Championship

RACE 12 - GRID

ROW 13	10	Altay John ALI				
ROW 12		1:43.308	21 James JOHNSON	69 Dylan POPOVIC		
ROW 11	40	1:38.836 David SMITH	41	1:42.828 Jeremy IRWIN		
ROW 10		1:37.041	80 Malcolm WEBSTER	27	1:37.363 George MICHAEL	
ROW 9	11	1:29.360 David BEVERLEY-JONES	20	1:31.173 Tim WOODMAN		
ROW 8		1:27.914	7	1:28.704 Stuart DIXON	32	Norman LACKFORD
ROW 7	12	1:26.116 Andy TIDY	60	1:26.817 Keith SPRULES		
ROW 6		1:24.933	45	1:25.124 Lee JOINT	91	Laurence KILBY
ROW 5	5	1:23.572 Keith DUNN	44	1:24.583 Aaron DELAMONT		
ROW 4		1:22.074	19	1:23.241 Martin BAKER	85	Kevin BIRD
ROW 3	35	1:21.809 Darcy SMITH	97	1:22.057 Simon NORRIS		
ROW 2		1:19.999	23	1:20.640 Simon TILLING	86	Andrew SHANLEY
ROW 1	61	1:14.398 Manhal ALLOS	26	1:19.055 Mark FUNNELL		
Pole						
						

Castle Combe
Circuit Length = 1.8500 miles

These results are provisional until the conclusion of any judicial and technical matters.

Clerk of Course :		Timekeeper :
-------------------	--	--------------

Castle Combe Special GT Championship

RACE 12 - CLASSIFICATION

POS	NO	CL	NAME	ENTRY	LAPS	TIME	GAP	DIFF	MPH	BEST	ON
1	23	B	Simon TILLING	Radical SR3	15	18:53.840			88.10	1:09.763	10
2	35	B	Darcy SMITH	Nemesis RME98	15	18:59.017	5.177	5.177	87.70	1:09.355	7
3	86	B	Andrew SHANLEY	Radical Prosport	15	19:08.487	14.647	9.470	86.98	1:06.340	8
4	97	C	Simon NORRIS	Mistubishi Lancer Evo 3	15	19:23.405	29.565	14.918	85.86	1:13.504	7
5	12	B	Andy TIDY	Radical Prosport	15	20:22.821	1:28.981	59.416	81.69	1:11.684	10
6	91	C	Laurence KILBY	Mitsubishi Evo 9 RS	14	19:01.932	1 lap	1 lap	81.65	1:13.972	3
7	44	B	Aaron DELAMONT	Radical SR3	14	19:08.519	1 lap	6.587	81.18	1:16.283	10
8	85	D	Kevin BIRD	SEAT Leon	14	19:18.095	1 lap	9.576	80.51	1:19.044	8
9	60	D	Keith SPRULES	Ferrari 360 Challenge	14	19:38.546	1 lap	20.451	79.11	1:19.742	5
10	11	D	David BEVERLEY-JONES	Caterham Seven	14	19:43.345	1 lap	4.799	78.79	1:17.811	5
11	40	B	David SMITH	Mallock MK34	14	20:19.939	1 lap	36.594	76.43	1:15.487	8
12	21	C	James JOHNSON	Fisher Fury	14	20:26.866	1 lap	6.927	75.99	1:16.129	8
13	45	C	Lee JOINT	Westfield S.E.W.	13	19:02.402	2 laps	1 lap	75.78	1:21.234	2
14	20	D	Tim WOODMAN	Caterham Roadsport	13	19:14.457	2 laps	12.055	74.99	1:19.132	7
15	5	D	Keith DUNN	Caterham Seven	13	19:33.813	2 laps	19.356	73.75	1:15.471	3
16	7	D	Stuart DIXON	Caterham Seven	11	19:18.979	4 laps	2 laps	63.21	1:16.684	7

NOT CLASSIFIED

DNF	26	C	Mark FUNNELL	Lotus Exige	11	15:14.813	4 laps		80.08	1:17.751	3
DNF	27	D	George MICHAEL	Toyota MR2 Turbo	11	16:25.545	4 laps	1:10.732	74.33	1:19.093	9
DNF	41	B	Jeremy IRWIN	Jertona Prototype	10	15:53.830	5 laps	1 lap	69.82	1:25.658	7
DNF	10	A	Altay John ALI	Radical 1300 Supercharged	9	12:15.320	6 laps	1 lap	81.51	1:15.288	6
DNF	19	B	Martin BAKER	Radical Clubsport	6	7:43.663	9 laps	3 laps	86.18	1:12.305	4
DNF	80	D	Malcolm WEBSTER	Volkswagen Golf GTi	6	9:47.440	9 laps	2:03.777	68.02	1:27.891	4
DNF	32	B	Norman LACKFORD	Radical Prosport	0						
DQ	61	A	Manhal ALLOS	Radical SR8							

FASTEST LAP

86	B	Andrew SHANLEY	Radical Prosport	8	1:06.340	100.39 mph	161.56 kph
97	C	Simon NORRIS	Mistubishi Lancer Evo 3	7	1:13.504	90.60 mph	145.81 kph
10	A	Altay John ALI	Radical 1300 Supercharged	6	1:15.288	88.46 mph	142.36 kph
5	D	Keith DUNN	Caterham Seven	3	1:15.471	88.24 mph	142.01 kph

Car 26 - 10 second penalty - out of position start
 Car 61 - Excluded from results - Contravention of regulation G.80
 Weather / Track : Changeable / Wet

Castle Combe
 Circuit Length = 1.8500 miles
 Start: 14:16 End: 14:37

These results are provisional until the conclusion of any judicial and technical matters.

Clerk of Course :		Timekeeper :	
-------------------	--	--------------	--

Castle Combe Special GT Championship

RACE 12 - LAP CHART

Lap 1			Lap 2			Lap 3			Lap 4			Lap 5		
No	Behind	Laptime	No	Behind	Laptime	No	Behind	Laptime	No	Behind	Laptime	No	Behind	Laptime
97		1:22.028	97		1:16.064	97		1:14.885	23		1:12.907	23		1:11.820
26	1.051	1:23.079	23	0.809	1:15.412	23	0.517	1:14.593	97	0.635	1:14.059	97	3.306	1:14.491
23	1.461	1:23.489	35	1.953	1:16.142	35	0.919	1:13.851	35	0.995	1:13.500	35	3.425	1:14.250
35	1.875	1:23.903	26	2.967	1:17.980	26	5.833	1:17.751	61	9.045	1:11.631	61	6.995	1:09.770
45	4.065	1:26.093	91	8.513	1:18.584	91	7.600	1:13.972	91	11.017	1:16.841	41	1 LAP	1:32.594
91	5.993	1:28.021	45	9.235	1:21.234	61	10.838	1:14.194	26	12.133	1:19.724	19	13.062	1:12.496
85	6.691	1:28.719	85	10.799	1:20.172	19	13.505	1:17.216	19	12.386	1:12.305	91	16.219	1:17.022
44	7.049	1:29.077	19	11.174	1:19.189	12	16.202	1:18.821	12	17.729	1:14.951	26	20.503	1:20.190
19	8.049	1:30.077	61	11.529	1:14.401	85	16.697	1:20.783	85	22.570	1:19.297	12	20.649	1:14.740
12	8.581	1:30.609	44	12.109	1:21.124	45	17.940	1:23.590	44	23.208	1:18.607	86	22.460	1:08.269
61	13.192	1:35.220	12	12.266	1:19.749	44	18.025	1:20.801	7	3 LAPS	5:30.696	44	29.737	1:18.349
60	14.009	1:36.037	10	19.899	1:20.273	10	21.543	1:16.529	10	25.545	1:17.426	85	30.249	1:19.499
10	15.690	1:37.718	60	21.653	1:23.708	60	28.994	1:22.226	86	26.011	1:08.918	10	30.675	1:16.950
20	16.767	1:38.795	20	25.372	1:24.669	11	29.406	1:18.661	45	26.179	1:21.663	7	3 LAPS	1:18.680
21	17.283	1:39.311	11	25.630	1:21.995	86	30.517	1:11.565	11	34.716	1:18.734	45	37.143	1:22.784
40	17.314	1:39.342	21	27.841	1:26.622	20	32.769	1:22.282	60	38.607	1:23.037	11	40.707	1:17.811
11	19.699	1:41.727	40	28.668	1:27.418	21	35.253	1:22.297	21	41.479	1:19.650	60	46.529	1:19.742
27	23.917	1:45.945	86	33.837	1:10.495	40	36.741	1:22.958	20	42.145	1:22.800	21	46.959	1:17.300
80	24.159	1:46.187	80	38.194	1:30.099	80	51.259	1:27.950	40	42.574	1:19.257	40	48.018	1:17.264
41	25.818	1:47.846	27	41.423	1:33.570	5	1 LAP	1:18.546	5	1 LAP	1:15.471	20	51.772	1:21.447
86	39.406	2:01.434	41	44.666	1:34.912	27	57.344	1:30.806	80	1:05.726	1:27.891	5	1 LAP	1:16.316
			5	1 LAP	3:29.732	41	1:03.056	1:33.275	27	1:10.575	1:26.655			

Castle Combe Special GT Championship

RACE 12 - LAP CHART

Lap 6			Lap 7			Lap 8			Lap 9			Lap 10		
No	Behind	Laptime	No	Behind	Laptime	No	Behind	Laptime	No	Behind	Laptime	No	Behind	Laptime
23		1:13.314	23		1:11.029	23		1:10.550	35		1:10.652	35		1:11.143
35	2.236	1:12.125	35	0.562	1:09.355	35	0.186	1:10.174	23	1.968	1:12.806	10	1 LAP	1:36.251 P
97	4.477	1:14.485	97	6.952	1:13.504	97	10.495	1:14.093	60	1 LAP	1:21.208	23	0.588	1:09.763
61	5.195	1:11.514	86	14.886	1:08.922	86	10.676	1:06.340	20	1 LAP	1:20.364	11	1 LAP	1:19.428
80	1 LAP	1:31.400	61	19.675	1:25.509 P	12	27.967	1:13.228	86	6.445	1:06.607	86	2.726	1:07.424
19	12.128	1:12.380	91	24.950	1:16.431	91	30.587	1:16.187	5	2 LAPS	1:17.811	41	2 LAPS	1:27.045
27	1 LAP	1:26.976	12	25.289	1:14.623	27	1 LAP	1:21.705	45	1 LAP	1:26.755	5	2 LAPS	1:18.534
86	16.993	1:07.847	27	1 LAP	1:25.546	10	45.955	1:17.698	97	13.888	1:14.231	60	1 LAP	1:21.674
91	19.548	1:16.643	10	38.807	1:17.187	44	46.112	1:16.888	12	28.926	1:11.797	20	1 LAP	1:20.106
12	21.695	1:14.360	44	39.774	1:17.034	26	50.640	1:21.223	91	35.352	1:15.603	97	17.648	1:14.903
41	1 LAP	1:30.971	26	39.967	1:22.231	7	3 LAPS	1:17.075	27	1 LAP	1:19.094	45	1 LAP	1:28.493
26	28.765	1:21.576	85	45.769	1:20.062	85	54.263	1:19.044	44	52.103	1:16.829	12	29.467	1:11.684
10	32.649	1:15.288	7	3 LAPS	1:20.130	21	1:03.024	1:16.129	7	3 LAPS	1:16.695	91	41.885	1:17.676
44	33.769	1:17.346	41	1 LAP	1:32.449	11	1:03.911	1:18.484	26	1:01.793	1:21.991	27	1 LAP	1:19.093
85	36.736	1:19.801	11	55.977	1:18.720	41	1 LAP	1:25.658	85	1:02.826	1:19.401	44	57.243	1:16.283
7	3 LAPS	1:19.530	21	57.445	1:17.126	40	1:04.711	1:15.487	21	1:09.531	1:17.345	7	3 LAPS	1:16.684
45	48.143	1:24.314	40	59.774	1:17.263				40	1:09.852	1:15.979	26	1:11.964	1:21.314
11	48.286	1:20.893	60	1:04.399	1:22.166							85	1:12.941	1:21.258
21	51.348	1:17.703	45	1:04.643	1:27.529									
60	53.262	1:20.047	80	1 LAP	2:03.913 P									
40	53.540	1:18.836	20	1:06.965	1:19.132									
20	58.862	1:20.404	5	1 LAP	1:16.535									
5	1 LAP	1:16.153												

Castle Combe Special GT Championship

RACE 12 - LAP CHART

Lap 11			Lap 12			Lap 13			Lap 14			Lap 15		
No	Behind	Laptime	No	Behind	Laptime	No	Behind	Laptime	No	Behind	Laptime	No	Behind	Laptime
86		1:11.511	35		1:15.980	23		1:18.603	23		1:23.017	23		1:25.429
35	0.229	1:14.466	86	0.913	1:17.122	35	1.225	1:21.078	44	1 LAP	1:34.651	35	5.177	1:27.811
23	0.551	1:14.200	23	1.250	1:16.908	86	4.143	1:23.083	35	2.795	1:24.587	91	1 LAP	1:37.429
21	1 LAP	1:23.590	85	1 LAP	1:25.343	7	4 LAPS	1:30.599	86	9.031	1:27.905	45	2 LAPS	1:39.451
11	1 LAP	1:22.777	26	1 LAP	1:37.754 P	85	1 LAP	1:27.968	7	4 LAPS	1:33.991	86	14.647	1:31.045
40	1 LAP	1:28.748	11	1 LAP	1:26.204	27	2 LAPS	1:50.957 P	85	1 LAP	1:28.788	44	1 LAP	1:37.683
5	2 LAPS	1:21.028	21	1 LAP	1:33.317	97	27.817	1:21.717	97	32.143	1:27.343	20	2 LAPS	1:49.613
97	21.898	1:18.487	97	25.953	1:20.264	11	1 LAP	1:30.638	5	2 LAPS	1:26.690	85	1 LAP	1:27.960
60	1 LAP	1:27.198	40	1 LAP	1:30.043	5	2 LAPS	1:25.346	11	1 LAP	1:33.166	7	4 LAPS	1:33.700
20	1 LAP	1:27.418	5	2 LAPS	1:23.204	60	1 LAP	1:27.205	60	1 LAP	1:24.222	97	29.565	1:22.851
41	2 LAPS	1:35.363	60	1 LAP	1:23.653	40	1 LAP	1:39.384	40	1 LAP	1:43.652	5	2 LAPS	1:28.447
12	33.196	1:17.966	12	48.932	1:31.945	21	1 LAP	1:43.672	21	1 LAP	1:44.300	60	1 LAP	1:26.423
45	1 LAP	1:31.286	20	1 LAP	1:42.014	12	1:03.694	1:34.615	12	1:15.962	1:35.285	11	1 LAP	1:34.107
91	49.654	1:22.006	45	1 LAP	1:33.984	45	1 LAP	1:35.226				40	1 LAP	1:44.308
44	1:02.997	1:19.991	91	1:04.452	1:31.007	91	1:19.109	1:34.510				12	1:28.981	1:38.448
27	1 LAP	1:25.198	41	2 LAPS	1:53.717	20	1 LAP	1:45.413				21	1 LAP	1:48.504
7	3 LAPS	1:21.199	44	1:10.644	1:23.856									

Dunlop Mini Se7en Championship

QUALIFYING - RACE 13 - CLASSIFICATION

POS	NO	CL	NAME	ENTRY	TIME	ON	LAPS	GAP	DIFF	MPH
1	8		Niven BURGE	Mini Se7en	1:35.322	6	8			69.86
2	46		Max HUNTER	Mini Se7en	1:35.846	8	8	0.524	0.524	69.48
3	11		Ian DEVINY	Mini Se7en	1:36.655	3	4	1.333	0.809	68.90
4	52		Nath BURGE	Mini Se7en	1:36.692	5	6	1.370	0.037	68.87
5	77		Tristen KNIGHT	Mini Se7en	1:36.699	8	8	1.377	0.007	68.87
6	3		Kane ASTIN	Mini Se7en	1:36.956	9	9	1.634	0.257	68.69
7	10		Gareth HUNT	Mini Se7en	1:36.959	2	10	1.637	0.003	68.68
8	35		Paul SPARK	Mini Se7en	1:37.291	5	9	1.969	0.332	68.45
9	5		Dick HUNTER	Mini Se7en	1:37.665	8	8	2.343	0.374	68.19
10	9		James BOWERS COULSON	Mini Se7en	1:37.678	8	8	2.356	0.013	68.18
11	22		Graeme DAVIS	Mini Se7en	1:38.173	9	9	2.851	0.495	67.83
12	23		Ricky HORNE	Mini Se7en	1:38.344	3	9	3.022	0.171	67.72
13	20		Darren THOMAS	Mini Se7en	1:38.801	9	9	3.479	0.457	67.40
14	82		Andrew RUTHVEN	Mini Se7en	1:38.961	3	9	3.639	0.160	67.29
15	49		Huw DAVIES	Mini Se7en	1:40.849	8	9	5.527	1.888	66.03
16	34		Anthony TOWEY	Mini Se7en	1:43.679	4	8	8.357	2.830	64.23
17	91		Julian AFFLECK	Mini Se7en	1:44.693	7	9	9.371	1.014	63.61
18	60		Malcolm KEAT	Mini Se7en	1:45.316	4	6	9.994	0.623	63.23
19	38		Steven HOPPER	Mini Se7en	1:46.024	8	8	10.702	0.708	62.81
20	48		Terry BARRINGER	Mini Se7en	1:47.749	4	7	12.427	1.725	61.81
21	32		Neil RAYNER	Mini Se7en	1:48.038	7	9	12.716	0.289	61.64
22	69		Steve TRENCH	Mini Se7en	1:48.185	2	5	12.863	0.147	61.56
23	95		Julian PROCTOR	Mini Se7en	1:49.899	6	7	14.577	1.714	60.60
24	93		Trevor CRAZE	Mini Se7en	1:58.137	5	8	22.815	8.238	56.37
25	92		Kevin O'SHEA	Mini Se7en	2:02.432	5	6	27.110	4.295	54.39

Car 11 - Transponder not working - please fix before the race.

Weather / Track : Raining / Wet

These results are provisional until the conclusion of any judicial and technical matters.

Castle Combe
Circuit Length = 1.8500 miles
Start: 09:21 End: 09:38

Clerk of Course :		Timekeeper :
-------------------	--	--------------

Dunlop Mini Se7en Championship

QUALIFYING - RACE 13 - LAP ANALYSIS

3	Kane ASTIN Mini Se7en						
1 -	1:48.987	+ 12.031	9:23:59.361	6 -	1:37.957	+ 1.001	9:32:13.542
2 -	1:37.971	+ 1.015	9:25:37.332	7 -	1:37.930	+ 0.974	9:33:51.472
3 -	1:38.111	+ 1.155	9:27:15.443	8 -	1:39.318	+ 2.362	9:35:30.790
4 -	1:39.146	+ 2.190	9:28:54.589	9 -	1:36.956		9:37:07.746
5 -	1:40.996	+ 4.040	9:30:35.585				
5	Dick HUNTER Mini Se7en						
1 -	1:54.480	+ 16.815	9:25:19.675	5 -	1:39.293	+ 1.628	9:32:01.550
2 -	1:42.555	+ 4.890	9:27:02.230	6 -	1:40.019	+ 2.354	9:33:41.569
3 -	1:40.487	+ 2.822	9:28:42.717	7 -	1:42.245	+ 4.580	9:35:23.814
4 -	1:39.540	+ 1.875	9:30:22.257	8 -	1:37.665		9:37:01.479
8	Niven BURGE Mini Se7en						
1 -	1:41.490	+ 6.168	9:26:40.197	5 -	1:36.239	+ 0.917	9:33:07.195
2 -	1:37.588	+ 2.266	9:28:17.785	6 -	1:35.322		9:34:42.517
3 -	1:36.074	+ 0.752	9:29:53.859	7 -	1:37.105	+ 1.783	9:36:19.622
4 -	1:37.097	+ 1.775	9:31:30.956	8 -	1:35.733	+ 0.411	9:37:55.355
9	James BOWERS COULSON Mini Se7en						
1 -	1:44.287	+ 6.609	9:25:26.982	5 -	1:39.329	+ 1.651	9:32:03.419
2 -	1:39.325	+ 1.647	9:27:06.307	6 -	1:39.390	+ 1.712	9:33:42.809
3 -	1:38.778	+ 1.100	9:28:45.085	7 -	1:40.356	+ 2.678	9:35:23.165
4 -	1:39.005	+ 1.327	9:30:24.090	8 -	1:37.678		9:37:00.843
10	Gareth HUNT Mini Se7en						
1 -	1:41.731	+ 4.772	9:23:23.511	6 -	1:38.258	+ 1.299	9:31:32.967
2 -	1:36.959		9:25:00.470	7 -	1:38.416	+ 1.457	9:33:11.383
3 -	1:37.056	+ 0.097	9:26:37.526	8 -	1:37.735	+ 0.776	9:34:49.118
4 -	1:38.822	+ 1.863	9:28:16.348	9 -	1:39.884	+ 2.925	9:36:29.002
5 -	1:38.361	+ 1.402	9:29:54.709	10 -	1:49.158 P	+ 12.199	9:38:18.160
11	Ian DEVINY Mini Se7en						
1 -	1:44.614	+ 7.959	9:23:24.636	3 -	1:36.655		9:26:38.299
2 -	1:37.008	+ 0.353	9:25:01.644	4 -	1:40.715	+ 4.060	9:28:19.014
20	Darren THOMAS Mini Se7en						
1 -	1:43.997	+ 5.196	9:23:30.087	6 -	1:39.854	+ 1.053	9:31:55.870
2 -	1:44.559	+ 5.758	9:25:14.646	7 -	1:39.885	+ 1.084	9:33:35.755
3 -	1:38.811	+ 0.010	9:26:53.457	8 -	1:40.494	+ 1.693	9:35:16.249
4 -	1:40.438	+ 1.637	9:28:33.895	9 -	1:38.801		9:36:55.050
5 -	1:42.121	+ 3.320	9:30:16.016				
22	Graeme DAVIS Mini Se7en						
1 -	1:50.749	+ 12.576	9:24:00.005	6 -	1:38.742	+ 0.569	9:32:16.490
2 -	1:40.226	+ 2.053	9:25:40.231	7 -	1:40.015	+ 1.842	9:33:56.505
3 -	1:38.232	+ 0.059	9:27:18.463	8 -	1:38.542	+ 0.369	9:35:35.047
4 -	1:39.303	+ 1.130	9:28:57.766	9 -	1:38.173		9:37:13.220
5 -	1:39.982	+ 1.809	9:30:37.748				
23	Ricky HORNE Mini Se7en						
1 -	1:49.997	+ 11.653	9:24:05.767	6 -	1:39.558	+ 1.214	9:32:29.318
2 -	1:40.679	+ 2.335	9:25:46.446	7 -	1:39.275	+ 0.931	9:34:08.593
3 -	1:38.344		9:27:24.790	8 -	1:44.330	+ 5.986	9:35:52.923
4 -	1:42.573	+ 4.229	9:29:07.363	9 -	1:39.045	+ 0.701	9:37:31.968
5 -	1:42.397	+ 4.053	9:30:49.760				
32	Neil RAYNER Mini Se7en						
1 -	1:55.171	+ 7.133	9:23:38.936	6 -	1:48.129	+ 0.091	9:32:51.509
2 -	1:52.296	+ 4.258	9:25:31.232	7 -	1:48.038		9:34:39.547
3 -	1:50.498	+ 2.460	9:27:21.730	8 -	1:50.535	+ 2.497	9:36:30.082
4 -	1:51.758	+ 3.720	9:29:13.488	9 -	2:00.490 P	+ 12.452	9:38:30.572
5 -	1:49.892	+ 1.854	9:31:03.380				

Castle Combe
Circuit Length = 1.8500 miles
Start: 09:21 End: 09:38

Weather / Track : Raining / Wet

Dunlop Mini Se7en Championship

QUALIFYING - RACE 13 - LAP ANALYSIS

34	Anthony TOWEY		Mini Se7en				
1 -	1:52.283	+ 8.604	9:23:55.778	5 -	1:45.123	+ 1.444	9:30:56.547
2 -	1:46.694	+ 3.015	9:25:42.472	6 -	1:46.475	+ 2.796	9:32:43.022
3 -	1:45.273	+ 1.594	9:27:27.745	7 -	1:45.276	+ 1.597	9:34:28.298
4 -	1:43.679		9:29:11.424	8 -	1:53.425 P	+ 9.746	9:36:21.723
35	Paul SPARK		Mini Se7en				
1 -	1:44.326	+ 7.035	9:23:52.195	6 -	1:37.989	+ 0.698	9:32:03.142
2 -	1:37.358	+ 0.067	9:25:29.553	7 -	1:38.382	+ 1.091	9:33:41.524
3 -	1:39.844	+ 2.553	9:27:09.397	8 -	1:39.245	+ 1.954	9:35:20.769
4 -	1:38.465	+ 1.174	9:28:47.862	9 -	1:46.960 P	+ 9.669	9:37:07.729
5 -	1:37.291		9:30:25.153				
38	Steven HOPPER		Mini Se7en				
1 -	2:09.286	+ 23.262	9:24:21.340	5 -	1:50.574	+ 4.550	9:31:42.834
2 -	1:52.888	+ 6.864	9:26:14.228	6 -	1:48.040	+ 2.016	9:33:30.874
3 -	1:48.860	+ 2.836	9:28:03.088	7 -	2:05.957	+ 19.933	9:35:36.831
4 -	1:49.172	+ 3.148	9:29:52.260	8 -	1:46.024		9:37:22.855
46	Max HUNTER		Mini Se7en				
1 -	1:44.118	+ 8.272	9:25:49.041	5 -	1:36.822	+ 0.976	9:32:16.682
2 -	1:36.961	+ 1.115	9:27:26.002	6 -	1:35.920	+ 0.074	9:33:52.602
3 -	1:37.269	+ 1.423	9:29:03.271	7 -	1:35.857	+ 0.011	9:35:28.459
4 -	1:36.589	+ 0.743	9:30:39.860	8 -	1:35.846		9:37:04.305
48	Terry BARRINGER		Mini Se7en				
1 -	2:00.763	+ 13.014	9:25:52.160	5 -	1:49.558	+ 1.809	9:33:13.632
2 -	1:53.720	+ 5.971	9:27:45.880	6 -	1:49.340	+ 1.591	9:35:02.972
3 -	1:50.445	+ 2.696	9:29:36.325	7 -	1:47.831	+ 0.082	9:36:50.803
4 -	1:47.749		9:31:24.074				
49	Huw DAVIES		Mini Se7en				
1 -	1:51.727	+ 10.878	9:24:05.597	6 -	1:43.185	+ 2.336	9:32:43.968
2 -	1:46.000	+ 5.151	9:25:51.597	7 -	1:42.642	+ 1.793	9:34:26.610
3 -	1:42.471	+ 1.622	9:27:34.068	8 -	1:40.849		9:36:07.459
4 -	1:42.791	+ 1.942	9:29:16.859	9 -	2:06.033 P	+ 25.184	9:38:13.492
5 -	1:43.924	+ 3.075	9:31:00.783				
52	Nath BURGE		Mini Se7en				
1 -	1:50.570	+ 13.878	9:28:33.501	4 -	1:37.364	+ 0.672	9:33:31.743
2 -	1:41.723	+ 5.031	9:30:15.224	5 -	1:36.692		9:35:08.435
3 -	1:39.155	+ 2.463	9:31:54.379	6 -	1:36.998	+ 0.306	9:36:45.433
60	Malcolm KEAT		Mini Se7en				
1 -	1:48.849	+ 3.533	9:29:06.607	4 -	1:45.316		9:34:33.415
2 -	1:49.257	+ 3.941	9:30:55.864	5 -	1:48.191	+ 2.875	9:36:21.606
3 -	1:52.235	+ 6.919	9:32:48.099	6 -	2:03.241	+ 17.925	9:38:24.847
69	Steve TRENCH		Mini Se7en				
1 -	1:56.538	+ 8.353	9:24:13.706	4 -	1:59.480	+ 11.295	9:29:50.670
2 -	1:48.185		9:26:01.891	5 -	2:33.620 P	+ 45.435	9:32:24.290
3 -	1:49.299	+ 1.114	9:27:51.190				
77	Tristen KNIGHT		Mini Se7en				
1 -	1:49.415	+ 12.716	9:25:16.731	5 -	1:41.241	+ 4.542	9:32:02.110
2 -	1:40.932	+ 4.233	9:26:57.663	6 -	1:38.289	+ 1.590	9:33:40.399
3 -	1:41.971	+ 5.272	9:28:39.634	7 -	1:39.965	+ 3.266	9:35:20.364
4 -	1:41.235	+ 4.536	9:30:20.869	8 -	1:36.699		9:36:57.063
82	Andrew RUTHVEN		Mini Se7en				
1 -	1:45.965	+ 7.004	9:23:31.212	6 -	1:40.628	+ 1.667	9:31:59.480
2 -	1:41.213	+ 2.252	9:25:12.425	7 -	1:47.129	+ 8.168	9:33:46.609

Castle Combe
Circuit Length = 1.8500 miles
Start: 09:21 End: 09:38

Weather / Track : Raining / Wet


Dunlop Mini Se7en Championship

QUALIFYING - RACE 13 - LAP ANALYSIS

3 -	1:38.961		9:26:51.386	8 -	1:39.288	+ 0.327	9:35:25.897
4 -	1:39.874	+ 0.913	9:28:31.260	9 -	1:39.435	+ 0.474	9:37:05.332
5 -	1:47.592	+ 8.631	9:30:18.852				
91	Julian AFFLECK		Mini Se7en				
1 -	1:55.362	+ 10.669	9:23:58.098	6 -	1:45.185	+ 0.492	9:32:52.317
2 -	1:49.943	+ 5.250	9:25:48.041	7 -	1:44.693		9:34:37.010
3 -	1:45.247	+ 0.554	9:27:33.288	8 -	1:47.381	+ 2.688	9:36:24.391
4 -	1:47.501	+ 2.808	9:29:20.789	9 -	2:00.605 P	+ 15.912	9:38:24.996
5 -	1:46.343	+ 1.650	9:31:07.132				
92	Kevin O'SHEA		Mini Se7en				
1 -	2:08.482	+ 6.050	9:24:15.257	4 -	2:08.374	+ 5.942	9:31:02.111
2 -	2:12.809	+ 10.377	9:26:28.066	5 -	2:02.432		9:33:04.543
3 -	2:25.671	+ 23.239	9:28:53.737	6 -	2:15.501 P	+ 13.069	9:35:20.044
93	Trevor CRAZE		Mini Se7en				
1 -	2:02.393	+ 4.256	9:24:20.872	5 -	1:58.137		9:32:33.053
2 -	1:58.781	+ 0.644	9:26:19.653	6 -	1:58.698	+ 0.561	9:34:31.751
3 -	2:11.168	+ 13.031	9:28:30.821	7 -	2:00.293	+ 2.156	9:36:32.044
4 -	2:04.095	+ 5.958	9:30:34.916	8 -	1:58.417	+ 0.280	9:38:30.461
95	Julian PROCTOR		Mini Se7en				
1 -	2:00.619	+ 10.720	9:24:05.331	5 -	1:53.141	+ 3.242	9:31:39.816
2 -	1:55.286	+ 5.387	9:26:00.617	6 -	1:49.899		9:33:29.715
3 -	1:53.058	+ 3.159	9:27:53.675	7 -	2:08.382 P	+ 18.483	9:35:38.097
4 -	1:53.000	+ 3.101	9:29:46.675				

Dunlop Mini Se7en Championship

RACE 13 - GRID

ROW 13	2:02.432 92 Kevin O'SHEA		
ROW 12		1:49.899 95 Julian PROCTOR	1:58.137 93 Trevor CRAZE
ROW 11	1:48.038 32 Neil RAYNER		1:48.185 69 Steve TRENCH
ROW 10		1:46.024 38 Steven HOPPER	1:47.749 48 Terry BARRINGER
ROW 9	1:44.693 91 Julian AFFLECK		1:45.316 60 Malcolm KEAT
ROW 8		1:40.849 49 Huw DAVIES	1:43.679 34 Anthony TOWEY
ROW 7	1:38.801 20 Darren THOMAS		1:38.961 82 Andrew RUTHVEN
ROW 6		1:38.173 22 Graeme DAVIS	1:38.344 23 Ricky HORNE
ROW 5	1:37.665 5 Dick HUNTER		1:37.678 9 James BOWERS COULSON
ROW 4		1:36.959 10 Gareth HUNT	1:37.291 35 Paul SPARK
ROW 3	1:36.699 77 Tristen KNIGHT		1:36.956 3 Kane ASTIN
ROW 2		1:36.655 11 Ian DEVINY	1:36.692 52 Nath BURGE
ROW 1	1:35.322 8 Niven BURGE		1:35.846 46 Max HUNTER
Pole			
			

Castle Combe
Circuit Length = 1.8500 miles

These results are provisional until the conclusion of any judicial and technical matters.

Clerk of Course :

Timekeeper :

Dunlop Mini Se7en Championship

RACE 13 - CLASSIFICATION

POS	NO	CL	NAME	ENTRY	LAPS	TIME	GAP	DIFF	MPH	BEST	ON
1	46		Max HUNTER	Mini Se7en	10	18:09.512			61.12	1:31.667	10
2	8		Niven BURGE	Mini Se7en	10	18:11.890	2.378	2.378	60.99	1:32.690	9
3	3		Kane ASTIN	Mini Se7en	10	18:12.278	2.766	0.388	60.97	1:31.732	9
4	52		Nath BURGE	Mini Se7en	10	18:12.552	3.040	0.274	60.95	1:32.353	9
5	5		Dick HUNTER	Mini Se7en	10	18:17.479	7.967	4.927	60.68	1:33.674	10
6	22		Graeme DAVIS	Mini Se7en	10	18:19.612	10.100	2.133	60.56	1:34.394	9
7	35		Paul SPARK	Mini Se7en	10	18:20.183	10.671	0.571	60.53	1:34.418	8
8	20		Darren THOMAS	Mini Se7en	10	18:26.678	17.166	6.495	60.18	1:35.688	10
9	34		Anthony TOWEY	Mini Se7en	10	18:31.218	21.706	4.540	59.93	1:35.208	10
10	82		Andrew RUTHVEN	Mini Se7en	10	18:33.856	24.344	2.638	59.79	1:37.980	10
11	49		Huw DAVIES	Mini Se7en	10	18:34.140	24.628	0.284	59.77	1:38.336	8
12	11		Ian DEVINY	Mini Se7en	10	18:38.414	28.902	4.274	59.54	1:34.206	10
13	91		Julian AFFLECK	Mini Se7en	10	18:39.000	29.488	0.586	59.51	1:38.025	10
14	48		Terry BARRINGER	Mini Se7en	10	18:40.200	30.688	1.200	59.45	1:38.774	10
15	60		Malcolm KEAT	Mini Se7en	10	18:47.080	37.568	6.880	59.09	1:37.113	10
16	32		Neil RAYNER	Mini Se7en	10	18:58.235	48.723	11.155	58.51	1:43.339	10
17	38		Steven HOPPER	Mini Se7en	10	19:03.343	53.831	5.108	58.25	1:42.598	10
18	95		Julian PROCTOR	Mini Se7en	10	19:24.662	1:15.150	21.319	57.18	1:44.593	10
19	69		Steve TRENCH	Mini Se7en	10	19:36.576	1:27.064	11.914	56.60	1:38.623	10
20	93		Trevor CRAZE	Mini Se7en	9	18:25.187	1 lap	1 lap	54.23	1:54.581	9
21	92		Kevin O'SHEA	Mini Se7en	9	18:25.969	1 lap	0.782	54.19	1:54.718	9

NOT CLASSIFIED

DNF 77	Tristen KNIGHT	Mini Se7en	2	3:32.209	8 laps	7 laps	62.76	1:42.551	2
DNF 10	Gareth HUNT	Mini Se7en	2	3:33.382	8 laps	1.173	62.42	1:41.012	2
DNF 23	Ricky HORNE	Mini Se7en	2	3:33.732	8 laps	0.350	62.32	1:43.255	2
DNF 9	James BOWERS COULSON	Mini Se7en	2	3:34.505	8 laps	0.773	62.09	1:41.165	2

FASTEST LAP

46	Max HUNTER	Mini Se7en	10	1:31.667	72.65 mph	116.92 kph
----	------------	------------	----	----------	-----------	------------

Weather / Track : Bright / Damp

These results are provisional until the conclusion of any judicial and technical matters.

Castle Combe
Circuit Length = 1.8500 miles
Start: 14:51 End: 15:11

Clerk of Course :		Timekeeper :
-------------------	--	--------------

Dunlop Mini Se7en Championship
RACE 13 - LAP CHART

Lap 1			Lap 2			Lap 3			Lap 4			Lap 5		
No	Behind	Laptime	No	Behind	Laptime	No	Behind	Laptime	No	Behind	Laptime	No	Behind	Laptime
46		1:44.967	46		1:37.698	46		1:37.380	46		1:36.965	46		2:16.150
8	0.763	1:45.730	8	1.484	1:38.419	8	1.654	1:37.550	8	1.605	1:36.916	8	0.429	2:14.974
52	2.078	1:47.045	52	3.503	1:39.123	52	5.373	1:39.250	52	7.895	1:39.487	52	1.324	2:09.579
77	4.691	1:49.658	77	9.544	1:42.551	5	15.479	1:41.179	5	19.379	1:40.865	5	2.287	1:59.058
3	5.149	1:50.116	10	10.717	1:41.012	3	16.101	1:40.769	3	20.280	1:41.144	3	2.553	1:58.423
23	5.510	1:50.477	23	11.067	1:43.255	22	19.030	1:40.723	22	24.318	1:42.253	22	3.447	1:55.279
10	7.403	1:52.370	5	11.680	1:40.797	20	21.460	1:43.390	20	27.677	1:43.182	20	4.116	1:52.589
9	8.373	1:53.340	9	11.840	1:41.165	49	22.852	1:43.438	35	28.354	1:40.142	35	5.074	1:52.870
5	8.581	1:53.548	3	12.712	1:45.261	82	23.785	1:43.070	49	29.636	1:43.749	49	6.063	1:52.577
20	9.650	1:54.617	20	15.450	1:43.498	35	25.177	1:41.999	82	32.177	1:45.357	82	6.880	1:50.853
49	10.020	1:54.987	22	15.687	1:42.396	48	41.998	1:49.094	48	54.674	1:49.641	48	28.093	1:49.569
22	10.989	1:55.956	49	16.794	1:44.472	32	43.007	1:50.844	34	55.483	1:48.675	34	28.521	1:49.188
82	11.004	1:55.971	82	18.095	1:44.789	34	43.773	1:49.547	91	56.631	1:48.433	91	36.224	1:55.743
35	14.273	1:59.240	35	20.558	1:43.983	91	45.163	1:51.536	32	1:00.589	1:54.547	32	39.725	1:55.286
11	14.516	1:59.483	32	29.543	1:50.158	60	50.466	1:51.865	60	1:05.188	1:51.687	60	41.063	1:52.025
34	16.896	2:01.863	48	30.284	1:49.672	11	51.672	1:50.357	11	1:06.724	1:52.017	11	41.479	1:50.905
32	17.083	2:02.050	91	31.007	1:51.050	38	59.799	1:56.871	38	1:22.652	1:59.818	38	1:06.106	1:59.604
91	17.655	2:02.622	34	31.606	1:52.408	95	1:00.634	1:56.662	95	1:25.083	2:01.414	95	1:13.205	2:04.272
48	18.310	2:03.277	60	35.981	1:54.136	93	1:09.944	1:58.935	69	1:34.518	2:00.523	69	1:31.391	2:13.023
60	19.543	2:04.510	11	38.695	2:01.877	92	1:10.560	1:58.887	93	1:35.816	2:02.837	93	1:32.595	2:12.929
38	21.802	2:06.769	38	40.308	1:56.204	69	1:10.960	1:56.656	92	1:37.369	2:03.774	92	1:33.680	2:12.461
95	22.730	2:07.697	95	41.352	1:56.320									
93	25.940	2:10.907	93	48.389	2:00.147									
92	26.502	2:11.469	92	49.053	2:00.249									
69	28.095	2:13.062	69	51.684	2:01.287									

Dunlop Mini Se7en Championship
RACE 13 - LAP CHART

Lap 6			Lap 7			Lap 8			Lap 9			Lap 10		
No	Behind	Laptime	No	Behind	Laptime	No	Behind	Laptime	No	Behind	Laptime	No	Behind	Laptime
46		2:46.256	46		1:53.086	46		1:33.016	46		1:32.327	46		1:31.667
8	0.244	2:46.071	8	0.324	1:53.166	8	0.625	1:33.317	8	0.988	1:32.690	8	2.378	1:33.057
52	0.733	2:45.665	52	0.983	1:53.336	52	1.499	1:33.532	52	1.525	1:32.353	3	2.766	1:32.608
5	1.716	2:45.685	5	1.852	1:53.222	3	2.420	1:33.112	3	1.825	1:31.732	52	3.040	1:33.182
3	2.531	2:46.234	3	2.324	1:52.879	5	4.212	1:35.376	5	5.960	1:34.075	5	7.967	1:33.674
22	3.364	2:46.173	22	3.055	1:52.777	22	5.072	1:35.033	22	7.139	1:34.394	22	10.100	1:34.628
20	4.016	2:46.156	20	3.757	1:52.827	35	5.421	1:34.418	35	7.634	1:34.540	35	10.671	1:34.704
35	4.659	2:45.841	35	4.019	1:52.446	20	8.421	1:37.680	20	13.145	1:37.051	93	1 LAP	1:54.581
49	5.421	2:45.614	49	5.193	1:52.858	49	10.513	1:38.336	49	17.049	1:38.863	92	1 LAP	1:54.718
82	6.629	2:46.005	82	6.174	1:52.631	82	12.327	1:39.169	82	18.031	1:38.031	20	17.166	1:35.688
48	8.578	2:26.741	48	8.704	1:53.212	34	14.535	1:38.230	34	18.165	1:35.957	34	21.706	1:35.208
34	8.977	2:26.712	34	9.321	1:53.430	48	15.765	1:40.077	91	23.130	1:39.056	82	24.344	1:37.980
91	10.118	2:20.150	91	9.970	1:52.938	91	16.401	1:39.447	48	23.581	1:40.143	49	24.628	1:39.246
32	11.206	2:17.737	32	13.254	1:55.134	11	23.150	1:41.128	11	26.363	1:35.540	11	28.902	1:34.206
60	12.735	2:17.928	60	14.840	1:55.191	60	25.146	1:43.322	60	32.122	1:39.303	91	29.488	1:38.025
11	13.188	2:17.965	11	15.038	1:54.936	32	25.578	1:45.340	32	37.051	1:43.800	48	30.688	1:38.774
38	15.579	1:55.729	38	18.818	1:56.325	38	31.297	1:45.495	38	42.900	1:43.930	60	37.568	1:37.113
95	29.825	2:02.876	95	34.922	1:58.183	95	49.181	1:47.275	95	1:02.224	1:45.370	32	48.723	1:43.339
69	52.452	2:07.317	69	56.487	1:57.121	69	1:11.320	1:47.849	69	1:20.108	1:41.115	38	53.831	1:42.598
93	54.602	2:08.263	93	1:02.680	2:01.164	93	1:25.088	1:55.424				95	1:15.150	1:44.593
92	55.730	2:08.306	92	1:03.728	2:01.084	92	1:25.733	1:55.021				69	1:27.064	1:38.623

Castle Combe Saloon Car Championship

QUALIFYING - RACE 18 - CLASSIFICATION

POS	NO	CL	NAME	ENTRY	TIME	ON	LAPS	GAP	DIFF	MPH
1	96	A	Gary PREBBLE	Mitsubishi Evo RS7 Sprint	1:24.375	8	9			78.93
2	75	A	Barry SQUIBB	Mitsubishi Evo 9 RS	1:28.773	4	8	4.398	4.398	75.02
3	91	A	Laurence KILBY	Mitsubishi Evo 9 RS	1:30.462	6	9	6.087	1.689	73.62
4	83	C	Alan DIXON	Peugeot 306	1:32.869	8	8	8.494	2.407	71.71
5	35	D	Jason COOPER	Ford Fiesta	1:34.037	6	9	9.662	1.168	70.82
6	81	C	David KIFT	Peugeot 106 GTi	1:34.335	9	9	9.960	0.298	70.59
7	33	C	Darren HAY	MG ZR	1:35.176	7	9	10.801	0.841	69.97
8	85	B	Kevin BIRD	SEAT Leon	1:35.300	3	9	10.925	0.124	69.88
9	30	B	Tony DOLLEY	Peugeot 206 GTi	1:35.781	8	8	11.406	0.481	69.53
10	68	C	Nick MIZEN	MG ZR	1:35.898	7	9	11.523	0.117	69.44
11	66	A	Brian COX	Mitsubishi Evo 5	1:35.935	3	9	11.560	0.037	69.42
12	88	B	David URQUHART	Peugeot 206 GTi	1:36.838	7	9	12.463	0.903	68.77
13	2	D	Russell AKERS	Vauxhall Corsa	1:38.698	8	9	14.323	1.860	67.47
14	25	C	Nick CHARLES	Peugeot 106 GTi	1:38.726	8	8	14.351	0.028	67.45
15	43	B	Guy HIGGS	BMW M3	1:38.777	3	8	14.402	0.051	67.42
16	1	C	Will DI CLAUDIO	Peugeot 106 GTi	1:39.335	9	9	14.960	0.558	67.04
17	40	C	Adrian SLADE	MG ZR	1:40.238	5	9	15.863	0.903	66.44
18	17	D	Olly LEWIS	Peugeot 106	1:40.468	2	5	16.093	0.230	66.29
19	67	C	Geoff WADE	Honda Integra Type R	1:40.991	9	9	16.616	0.523	65.94
20	50	C	Neil HARRIS	MG ZR	1:41.539	4	9	17.164	0.548	65.59
21	27	C	Nick BOON	Peugeot 106 GTi	1:41.747	8	9	17.372	0.208	65.45
22	65	C	Martin CHIVERS	MG ZR	1:42.325	5	9	17.950	0.578	65.08
23	32	C	Matthew SMITH	Rover 200	1:43.270	2	9	18.895	0.945	64.49
24	60	C	Paul GARDNER	Citroen Saxo VTS	1:43.380	9	9	19.005	0.110	64.42
25	24	C	Wayne OSBORNE	Ford Puma	1:44.314	6	9	19.939	0.934	63.84
26	46	C	Anne KING	MG ZR 190	1:44.953	2	9	20.578	0.639	63.45
27	18	D	Steve SUTTON	Peugeot 106 XSi	1:46.933	2	9	22.558	1.980	62.28
28	19	D	Eddie BENTON	Citroen Saxo	1:47.189	7	8	22.814	0.256	62.13
29	26	D	Geraldine DUFF	Rover 25	1:47.295	8	8	22.920	0.106	62.07
30	5	D	R POYNTER-BROWN	Vauxhall Corsa	1:47.472	3	8	23.097	0.177	61.96
31	21	D	Dean BORAMAN	Citroen Saxo	1:47.859	3	8	23.484	0.387	61.74
32	38	C	Alex FERGUSON	Peugeot 205 GTi	1:47.934	7	7	23.559	0.075	61.70
33	3	C	James KEEPIN	MG ZR 160	1:48.608	7	7	24.233	0.674	61.32
34	23	D	Peter WESTON	MG ZR	1:50.735	6	8	26.360	2.127	60.14
35	8	D	Neil BOSWELL	MG ZR	1:54.598	3	4	30.223	3.863	58.11
36	69	B	Daryl RADFORD	Volkswagen Vento		0	5			

Weather / Track : Raining / Wet

These results are provisional until the conclusion of any judicial and technical matters.

Castle Combe
Circuit Length = 1.8500 miles
Start: 09:44 End: 10:01

Clerk of Course :	Timekeeper :
-------------------	--------------

Castle Combe Saloon Car Championship

QUALIFYING - RACE 18 - LAP ANALYSIS

1	Will DI CLAUDIO		C Peugeot 106 GTi				
1 -	1:45.094	+ 5.759	9:46:39.742	6 -	1:41.467	+ 2.132	9:55:09.100
2 -	1:41.222	+ 1.887	9:48:20.964	7 -	1:40.884	+ 1.549	9:56:49.984
3 -	1:43.963	+ 4.628	9:50:04.927	8 -	1:45.480	+ 6.145	9:58:35.464
4 -	1:41.081	+ 1.746	9:51:46.008	9 -	1:39.335		10:00:14.799
5 -	1:41.625	+ 2.290	9:53:27.633				
2	Russell AKERS		D Vauxhall Corsa				
1 -	1:42.571	+ 3.873	9:46:27.972	6 -	1:43.685	+ 4.987	9:54:51.426
2 -	1:40.256	+ 1.558	9:48:08.228	7 -	1:39.332	+ 0.634	9:56:30.758
3 -	1:38.885	+ 0.187	9:49:47.113	8 -	1:38.698		9:58:09.456
4 -	1:41.058	+ 2.360	9:51:28.171	9 -	1:41.633	+ 2.935	9:59:51.089
5 -	1:39.570	+ 0.872	9:53:07.741				
3	James KEEPIN		C MG ZR 160				
1 -	1:56.415	+ 7.807	9:47:22.732	5 -	2:10.919 P	+ 22.311	9:55:11.750
2 -	1:50.940	+ 2.332	9:49:13.672	6 -	2:52.065	+ 1:03.457	9:58:03.815
3 -	1:51.610	+ 3.002	9:51:05.282	7 -	1:48.608		9:59:52.423
4 -	1:55.549	+ 6.941	9:53:00.831				
5	R POYNTER-BROWN		D Vauxhall Corsa				
1 -	1:53.742	+ 6.270	9:46:53.900	5 -	2:00.258	+ 12.786	9:54:21.758
2 -	1:50.179	+ 2.707	9:48:44.079	6 -	1:57.809	+ 10.337	9:56:19.567
3 -	1:47.472		9:50:31.551	7 -	1:48.739	+ 1.267	9:58:08.306
4 -	1:49.949	+ 2.477	9:52:21.500	8 -	2:10.689 P	+ 23.217	10:00:18.995
8	Neil BOSWELL		D MG ZR				
1 -	1:51.157	+ -3.441	9:47:11.924	3 -	1:54.598		9:51:03.831
2 -	1:57.309	+ 2.711	9:49:09.233	4 -	1:55.410	+ 0.812	9:52:59.241
17	Oilly LEWIS		D Peugeot 106				
1 -	1:43.386	+ 2.918	9:46:45.620	4 -	1:44.073	+ 3.605	9:51:51.191
2 -	1:40.468		9:48:26.088	5 -	1:59.442 P	+ 18.974	9:53:50.633
3 -	1:41.030	+ 0.562	9:50:07.118				
18	Steve SUTTON		D Peugeot 106 XSi				
1 -	1:50.177	+ 3.244	9:46:46.851	6 -	1:50.092	+ 3.159	9:55:53.857
2 -	1:46.933		9:48:33.784	7 -	1:48.896	+ 1.963	9:57:42.753
3 -	1:48.747	+ 1.814	9:50:22.531	8 -	1:48.955	+ 2.022	9:59:31.708
4 -	1:48.525	+ 1.592	9:52:11.056	9 -	1:48.800	+ 1.867	10:01:20.508
5 -	1:52.709	+ 5.776	9:54:03.765				
19	Eddie BENTON		D Citroen Saxo				
1 -	1:50.997	+ 3.808	9:47:21.112	5 -	1:51.595	+ 4.406	9:54:51.122
2 -	1:55.432	+ 8.243	9:49:16.544	6 -	1:49.544	+ 2.355	9:56:40.666
3 -	1:49.125	+ 1.936	9:51:05.669	7 -	1:47.189		9:58:27.855
4 -	1:53.858	+ 6.669	9:52:59.527	8 -	1:47.950	+ 0.761	10:00:15.805
21	Dean BORAMAN		D Citroen Saxo				
1 -	1:51.490	+ 3.631	9:47:07.810	5 -	1:49.156	+ 1.297	9:54:23.243
2 -	1:49.083	+ 1.224	9:48:56.893	6 -	1:48.342	+ 0.483	9:56:11.585
3 -	1:47.859		9:50:44.752	7 -	1:49.537	+ 1.678	9:58:01.122
4 -	1:49.335	+ 1.476	9:52:34.087	8 -	1:49.547	+ 1.688	9:59:50.669
23	Peter WESTON		D MG ZR				
1 -	2:01.248	+ 10.513	9:47:05.789	5 -	1:55.906	+ 5.171	9:54:52.546
2 -	2:02.127	+ 11.392	9:49:07.916	6 -	1:50.735		9:56:43.281
3 -	1:54.633	+ 3.898	9:51:02.549	7 -	1:50.821	+ 0.086	9:58:34.102
4 -	1:54.091	+ 3.356	9:52:56.640	8 -	1:52.156	+ 1.421	10:00:26.258
24	Wayne OSBORNE		C Ford Puma				
1 -	1:50.943	+ 6.629	9:46:56.991	6 -	1:44.314		9:55:57.788

Castle Combe
Circuit Length = 1.8500 miles
Start: 09:44 End: 10:01

Weather / Track : Raining / Wet

Castle Combe Saloon Car Championship

QUALIFYING - RACE 18 - LAP ANALYSIS

2 -	1:50.060	+ 5.746	9:48:47.051	7 -	1:46.052	+ 1.738	9:57:43.840
3 -	1:47.280	+ 2.966	9:50:34.331	8 -	1:50.347	+ 6.033	9:59:34.187
4 -	1:54.346	+ 10.032	9:52:28.677	9 -	1:45.142	+ 0.828	10:01:19.329
5 -	1:44.797	+ 0.483	9:54:13.474				
25	Nick CHARLES		C	Peugeot 106 GTi			
1 -	1:50.721	+ 11.995	9:48:12.671	5 -	1:39.869	+ 1.143	9:54:59.621
2 -	1:44.407	+ 5.681	9:49:57.078	6 -	1:42.755	+ 4.029	9:56:42.376
3 -	1:40.822	+ 2.096	9:51:37.900	7 -	1:39.358	+ 0.632	9:58:21.734
4 -	1:41.852	+ 3.126	9:53:19.752	8 -	1:38.726		10:00:00.460
26	Geraldine DUFF		D	Rover 25			
1 -	1:54.415	+ 7.120	9:47:13.353	5 -	1:47.725	+ 0.430	9:54:32.904
2 -	1:54.963	+ 7.668	9:49:08.316	6 -	1:49.409	+ 2.114	9:56:22.313
3 -	1:48.084	+ 0.789	9:50:56.400	7 -	1:49.832	+ 2.537	9:58:12.145
4 -	1:48.779	+ 1.484	9:52:45.179	8 -	1:47.295		9:59:59.440
27	Nick BOON		C	Peugeot 106 GTi			
1 -	1:47.417	+ 5.670	9:47:27.804	6 -	1:45.687	+ 3.940	9:56:13.204
2 -	1:46.870	+ 5.123	9:49:14.674	7 -	1:44.629	+ 2.882	9:57:57.833
3 -	1:45.141	+ 3.394	9:50:59.815	8 -	1:41.747		9:59:39.580
4 -	1:43.543	+ 1.796	9:52:43.358	9 -	1:41.844	+ 0.097	10:01:21.424
5 -	1:44.159	+ 2.412	9:54:27.517				
30	Tony DOLLEY		B	Peugeot 206 GTi			
1 -	1:40.192	+ 4.411	9:49:34.799	5 -	1:39.867	+ 4.086	9:56:13.746
2 -	1:39.481	+ 3.700	9:51:14.280	6 -	1:37.248	+ 1.467	9:57:50.994
3 -	1:41.329	+ 5.548	9:52:55.609	7 -	1:39.175	+ 3.394	9:59:30.169
4 -	1:38.270	+ 2.489	9:54:33.879	8 -	1:35.781		10:01:05.950
32	Matthew SMITH		C	Rover 200			
1 -	1:48.019	+ 4.749	9:46:24.562	6 -	1:44.612	+ 1.342	9:55:06.787
2 -	1:43.270		9:48:07.832	7 -	1:45.346	+ 2.076	9:56:52.133
3 -	1:43.731	+ 0.461	9:49:51.563	8 -	1:48.842	+ 5.572	9:58:40.975
4 -	1:43.571	+ 0.301	9:51:35.134	9 -	1:47.202	+ 3.932	10:00:28.177
5 -	1:47.041	+ 3.771	9:53:22.175				
33	Darren HAY		C	MG ZR			
1 -	1:47.600	+ 12.424	9:46:55.906	6 -	1:36.354	+ 1.178	9:55:08.329
2 -	1:38.439	+ 3.263	9:48:34.345	7 -	1:35.176		9:56:43.505
3 -	1:38.474	+ 3.298	9:50:12.819	8 -	1:35.966	+ 0.790	9:58:19.471
4 -	1:39.660	+ 4.484	9:51:52.479	9 -	1:36.019	+ 0.843	9:59:55.490
5 -	1:39.496	+ 4.320	9:53:31.975				
35	Jason COOPER		D	Ford Fiesta			
1 -	1:41.194	+ 7.157	9:47:17.377	6 -	1:34.037		9:55:17.940
2 -	1:39.731	+ 5.694	9:48:57.108	7 -	1:34.927	+ 0.890	9:56:52.867
3 -	1:36.504	+ 2.467	9:50:33.612	8 -	1:40.373	+ 6.336	9:58:33.240
4 -	1:35.008	+ 0.971	9:52:08.620	9 -	1:35.719	+ 1.682	10:00:08.959
5 -	1:35.283	+ 1.246	9:53:43.903				
38	Alex FERGUSON		C	Peugeot 205 GTi			
1 -	1:53.391	+ 5.457	9:47:25.244	5 -	1:56.420 P	+ 8.486	9:54:49.818
2 -	1:49.063	+ 1.129	9:49:14.307	6 -	3:50.394	+ 2:02.460	9:58:40.212
3 -	1:50.225	+ 2.291	9:51:04.532	7 -	1:47.934		10:00:28.146
4 -	1:48.866	+ 0.932	9:52:53.398				
40	Adrian SLADE		C	MG ZR			
1 -	1:50.519	+ 10.281	9:46:37.802	6 -	1:43.896	+ 3.658	9:55:14.134
2 -	1:45.518	+ 5.280	9:48:23.320	7 -	1:42.491	+ 2.253	9:56:56.625
3 -	1:43.584	+ 3.346	9:50:06.904	8 -	1:45.690	+ 5.452	9:58:42.315
4 -	1:43.096	+ 2.858	9:51:50.000	9 -	1:42.111	+ 1.873	10:00:24.426
5 -	1:40.238		9:53:30.238				

Castle Combe
Circuit Length = 1.8500 miles
Start: 09:44 End: 10:01

Weather / Track : Raining / Wet

Castle Combe Saloon Car Championship

QUALIFYING - RACE 18 - LAP ANALYSIS

43	Guy HIGGS		B BMW M3				
1 -	1:54.067	+ 15.290	9:47:50.613	5 -	2:03.263	+ 24.486	9:54:55.584
2 -	1:39.777	+ 1.000	9:49:30.390	6 -	1:41.620	+ 2.843	9:56:37.204
3 -	1:38.777		9:51:09.167	7 -	1:40.261	+ 1.484	9:58:17.465
4 -	1:43.154	+ 4.377	9:52:52.321	8 -	1:45.037	+ 6.260	10:00:02.502
46	Anne KING		C MG ZR 190				
1 -	1:53.466	+ 8.513	9:46:32.277	6 -	1:48.035	+ 3.082	9:55:37.623
2 -	1:44.953		9:48:17.230	7 -	1:46.481	+ 1.528	9:57:24.104
3 -	1:49.450	+ 4.497	9:50:06.680	8 -	1:48.266	+ 3.313	9:59:12.370
4 -	1:54.726	+ 9.773	9:52:01.406	9 -	1:49.302	+ 4.349	10:01:01.672
5 -	1:48.182	+ 3.229	9:53:49.588				
50	Neil HARRIS		C MG ZR				
1 -	1:53.551	+ 12.012	9:47:15.389	6 -	1:43.012	+ 1.473	9:56:05.469
2 -	1:54.019	+ 12.480	9:49:09.408	7 -	1:44.637	+ 3.098	9:57:50.106
3 -	1:47.590	+ 6.051	9:50:56.998	8 -	1:42.588	+ 1.049	9:59:32.694
4 -	1:41.539		9:52:38.537	9 -	1:43.059	+ 1.520	10:01:15.753
5 -	1:43.920	+ 2.381	9:54:22.457				
60	Paul GARDNER		C Citroen Saxo VTS				
1 -	1:51.196	+ 7.816	9:46:44.569	6 -	1:44.857	+ 1.477	9:55:38.418
2 -	1:46.993	+ 3.613	9:48:31.562	7 -	1:44.082	+ 0.702	9:57:22.500
3 -	1:50.250	+ 6.870	9:50:21.812	8 -	1:43.519	+ 0.139	9:59:06.019
4 -	1:45.515	+ 2.135	9:52:07.327	9 -	1:43.380		10:00:49.399
5 -	1:46.234	+ 2.854	9:53:53.561				
65	Martin CHIVERS		C MG ZR				
1 -	1:47.158	+ 4.833	9:46:58.990	6 -	1:43.218	+ 0.893	9:55:45.889
2 -	1:48.841	+ 6.516	9:48:47.831	7 -	1:42.631	+ 0.306	9:57:28.520
3 -	1:47.795	+ 5.470	9:50:35.626	8 -	1:44.681	+ 2.356	9:59:13.201
4 -	1:44.720	+ 2.395	9:52:20.346	9 -	1:43.292	+ 0.967	10:00:56.493
5 -	1:42.325		9:54:02.671				
66	Brian COX		A Mitsubishi Evo 5				
1 -	1:38.950	+ 3.015	9:47:06.385	6 -	1:37.014	+ 1.079	9:55:11.127
2 -	1:36.058	+ 0.123	9:48:42.443	7 -	1:38.620	+ 2.685	9:56:49.747
3 -	1:35.935		9:50:18.378	8 -	1:41.992	+ 6.057	9:58:31.739
4 -	1:36.032	+ 0.097	9:51:54.410	9 -	1:51.184 P	+ 15.249	10:00:22.923
5 -	1:39.703	+ 3.768	9:53:34.113				
67	Geoff WADE		C Honda Integra Type R				
1 -	1:45.657	+ 4.666	9:47:15.004	6 -	1:44.527	+ 3.536	9:55:54.411
2 -	1:45.816	+ 4.825	9:49:00.820	7 -	1:44.407	+ 3.416	9:57:38.818
3 -	1:42.388	+ 1.397	9:50:43.208	8 -	1:42.644	+ 1.653	9:59:21.462
4 -	1:43.543	+ 2.552	9:52:26.751	9 -	1:40.991		10:01:02.453
5 -	1:43.133	+ 2.142	9:54:09.884				
68	Nick MIZEN		C MG ZR				
1 -	1:50.183	+ 14.285	9:47:13.583	6 -	1:36.762	+ 0.864	9:55:25.423
2 -	1:41.872	+ 5.974	9:48:55.455	7 -	1:35.898		9:57:01.321
3 -	1:39.465	+ 3.567	9:50:34.920	8 -	1:38.889	+ 2.991	9:58:40.210
4 -	1:36.490	+ 0.592	9:52:11.410	9 -	1:37.045	+ 1.147	10:00:17.255
5 -	1:37.251	+ 1.353	9:53:48.661				
69	Daryl RADFORD		B Volkswagen Vento				
1 -	1:41.243	- 03:59:13.533	9:47:15.393	4 -	1:50.161 P	- 03:59:04.615	9:53:42.892
2 -	1:46.537 P	- 03:59:08.239	9:49:01.930	5 -	7:15.525	- 03:53:39.251	10:00:58.417
3 -	2:50.801	- 03:58:03.975	9:51:52.731				
75	Barry SQUIBB		A Mitsubishi Evo 9 RS				
1 -	1:35.232	+ 6.459	9:48:37.155	5 -	1:35.691	+ 6.918	9:54:42.489
2 -	1:30.644	+ 1.871	9:50:07.799	6 -	1:29.925	+ 1.152	9:56:12.414

Castle Combe
Circuit Length = 1.8500 miles
Start: 09:44 End: 10:01

Weather / Track : Raining / Wet

Castle Combe Saloon Car Championship

QUALIFYING - RACE 18 - LAP ANALYSIS

3 -	1:30.226	+ 1.453	9:51:38.025	7 -	1:30.297	+ 1.524	9:57:42.711
4 -	1:28.773		9:53:06.798	8 -	1:29.266	+ 0.493	9:59:11.977
81	David KIFT		C		Peugeot 106 GTi		
1 -	1:44.113	+ 9.778	9:47:51.503	6 -	1:35.673	+ 1.338	9:55:49.589
2 -	1:35.123	+ 0.788	9:49:26.626	7 -	1:35.175	+ 0.840	9:57:24.764
3 -	1:37.248	+ 2.913	9:51:03.874	8 -	1:34.659	+ 0.324	9:58:59.423
4 -	1:35.605	+ 1.270	9:52:39.479	9 -	1:34.335		10:00:33.758
5 -	1:34.437	+ 0.102	9:54:13.916				
83	Alan DIXON		C		Peugeot 306		
1 -	1:48.677	+ 15.808	9:48:48.586	5 -	1:35.660	+ 2.791	9:55:28.377
2 -	1:46.450	+ 13.581	9:50:35.036	6 -	1:34.047	+ 1.178	9:57:02.424
3 -	1:37.084	+ 4.215	9:52:12.120	7 -	1:54.431	+ 21.562	9:58:56.855
4 -	1:40.597	+ 7.728	9:53:52.717	8 -	1:32.869		10:00:29.724
85	Kevin BIRD		B		SEAT Leon		
1 -	1:41.950	+ 6.650	9:46:54.723	6 -	1:38.585	+ 3.285	9:54:57.073
2 -	1:35.467	+ 0.167	9:48:30.190	7 -	1:37.631	+ 2.331	9:56:34.704
3 -	1:35.300		9:50:05.490	8 -	1:35.512	+ 0.212	9:58:10.216
4 -	1:35.469	+ 0.169	9:51:40.959	9 -	1:37.227	+ 1.927	9:59:47.443
5 -	1:37.529	+ 2.229	9:53:18.488				
88	David URQUHART		B		Peugeot 206 GTi		
1 -	1:47.686	+ 10.848	9:46:57.873	6 -	1:37.779	+ 0.941	9:55:14.559
2 -	1:44.033	+ 7.195	9:48:41.906	7 -	1:36.838		9:56:51.397
3 -	1:38.525	+ 1.687	9:50:20.431	8 -	1:41.304	+ 4.466	9:58:32.701
4 -	1:37.138	+ 0.300	9:51:57.569	9 -	1:38.446	+ 1.608	10:00:11.147
5 -	1:39.211	+ 2.373	9:53:36.780				
91	Laurence KILBY		A		Mitsubishi Evo 9 RS		
1 -	1:38.735	+ 8.273	9:47:41.072	6 -	1:30.462		9:55:22.059
2 -	1:31.676	+ 1.214	9:49:12.748	7 -	1:30.593	+ 0.131	9:56:52.652
3 -	1:33.029	+ 2.567	9:50:45.777	8 -	1:36.448	+ 5.986	9:58:29.100
4 -	1:32.890	+ 2.428	9:52:18.667	9 -	1:32.237	+ 1.775	10:00:01.337
5 -	1:32.930	+ 2.468	9:53:51.597				
96	Gary PREBBLE		A		Mitsubishi Evo RS7 Sprint		
1 -	1:34.039	+ 9.664	9:47:22.560	6 -	1:27.574	+ 3.199	9:54:44.204
2 -	1:34.772	+ 10.397	9:48:57.332	7 -	1:27.130	+ 2.755	9:56:11.334
3 -	1:26.182	+ 1.807	9:50:23.514	8 -	1:24.375		9:57:35.709
4 -	1:26.525	+ 2.150	9:51:50.039	9 -	1:40.268 P	+ 15.893	9:59:15.977
5 -	1:26.591	+ 2.216	9:53:16.630				

Castle Combe Saloon Car Championship

RACE 18 - GRID

ROW 19	82	Ben UROUHART		
ROW 18		1:54.598	8	Neil BOSWELL
ROW 17		1:48.608		69
ROW 16	3	James KEEPIN	23	Peter WESTON
ROW 15		1:47.859		1:47.934
ROW 14		21	Dean BORAMAN	38
ROW 13		1:47.295		1:47.472
ROW 12	26	Geraldine DUFF	5	R POYNTER-BROWN
ROW 11		1:46.933		1:47.189
ROW 10		18	Steve SUTTON	19
ROW 9		1:44.314		1:44.953
ROW 8	24	Wayne OSBORNE	46	Anne KING
ROW 7		1:43.270		1:43.380
ROW 6		32	Matthew SMITH	60
ROW 5		1:41.747		1:42.325
ROW 4	27	Nick BOON	65	Martin CHIVERS
ROW 3		1:40.991		1:41.539
ROW 2		67	Geoff WADE	50
ROW 1		1:40.238		1:40.468
	40	Adrian SLADE	17	Ollly LEWIS
		1:38.777		1:39.335
		43	Guy HIGGS	1
		1:38.698		1:38.726
	2	Russell AKERS	25	Nick CHARLES
		1:35.935		1:36.838
		66	Brian COX	88
		1:35.781		1:35.898
	30	Tony DOLLEY	68	Nick MIZEN
		1:35.176		1:35.300
		33	Darren HAY	85
		1:34.037		1:34.335
	35	Jason COOPER	81	David KIFT
		1:30.462		1:32.869
		91	Laurence KILBY	83
		1:24.375		1:28.773
	96	Gary PREBBLE	75	Barry SQUIBB
		Pole		

Castle Combe
Circuit Length = 1.8500 miles

These results are provisional until the conclusion of any judicial and technical matters.

Clerk of Course :		Timekeeper :	
-------------------	--	--------------	--

Castle Combe Saloon Car Championship

RACE 18 - CLASSIFICATION

POS	NO	CL	NAME	ENTRY	LAPS	TIME	GAP	DIFF	MPH	BEST	ON
1	75	A	Barry SQUIBB	Mitsubishi Evo 9 RS	12	15:45.935			84.48	1:17.161	9
2	96	A	Gary PREBBLE	Mitsubishi Evo RS7 Sprint	12	16:37.541	51.606	51.606	80.11	1:17.606	7
3	43	B	Guy HIGGS	BMW M3	12	16:43.719	57.784	6.178	79.62	1:20.207	11
4	85	B	Kevin BIRD	SEAT Leon	12	16:44.265	58.330	0.546	79.58	1:20.242	11
5	25	C	Nick CHARLES	Peugeot 106 GTi	12	16:59.423	1:13.488	15.158	78.39	1:21.588	10
6	1	C	Will DI CLAUDIO	Peugeot 106 GTi	12	17:01.936	1:16.001	2.513	78.20	1:22.493	10
7	30	B	Tony DOLLEY	Peugeot 206 GTi	12	17:05.968	1:20.033	4.032	77.89	1:22.624	10
8	83	C	Alan DIXON	Peugeot 306	11	15:54.445	1 lap	1 lap	76.75	1:25.092	10
9	69	B	Daryl RADFORD	Volkswagen Vento	11	15:55.317	1 lap	0.872	76.68	1:23.537	5
10	68	C	Nick MIZEN	MG ZR	11	15:57.371	1 lap	2.054	76.52	1:24.965	5
11	35	D	Jason COOPER	Ford Fiesta	11	15:57.704	1 lap	0.333	76.49	1:24.550	10
12	66	A	Brian COX	Mitsubishi Evo 5	11	15:58.255	1 lap	0.551	76.45	1:21.959	11
13	33	C	Darren HAY	MG ZR	11	15:59.871	1 lap	1.616	76.32	1:24.293	4
14	17	D	Olly LEWIS	Peugeot 106	11	16:07.663	1 lap	7.792	75.70	1:24.542	10
15	82	B	Ben URQUHART	Peugeot 205 GTi	11	16:24.406	1 lap	16.743	74.42	1:25.923	4
16	40	C	Adrian SLADE	MG ZR	11	16:26.028	1 lap	1.622	74.29	1:25.687	11
17	65	C	Martin CHIVERS	MG ZR	11	16:26.558	1 lap	0.530	74.25	1:25.817	11
18	2	D	Russell AKERS	Vauxhall Corsa	11	16:30.078	1 lap	3.520	73.99	1:27.024	8
19	27	C	Nick BOON	Peugeot 106 GTi	11	16:44.924	1 lap	14.846	72.90	1:28.172	10
20	21	D	Dean BORAMAN	Citroen Saxo	11	17:02.841	1 lap	17.917	71.62	1:29.007	10
21	24	C	Wayne OSBORNE	Ford Puma	11	17:12.541	1 lap	9.700	70.95	1:29.889	8
22	60	C	Paul GARDNER	Citroen Saxo VTS	10	15:48.270	2 laps	1 lap	70.23	1:30.103	9
23	67	C	Geoff WADE	Honda Integra Type R	10	16:12.013	2 laps	23.743	68.51	1:33.837	10
24	3	C	James KEEPIN	MG ZR 160	10	16:13.202	2 laps	1.189	68.43	1:32.286	5
25	8	D	Neil BOSWELL	MG ZR	10	16:32.799	2 laps	19.597	67.08	1:35.339	10
26	88	B	David URQUHART	Peugeot 206 GTi	10	16:47.025	2 laps	14.226	66.13	1:24.873	4
27	23	D	Peter WESTON	MG ZR	10	16:55.797	2 laps	8.772	65.56	1:37.663	3
28	19	D	Eddie BENTON	Citroen Saxo	10	17:00.610	2 laps	4.813	65.25	1:38.300	10
29	26	D	Geraldine DUFF	Rover 25	9	15:47.791	3 laps	1 lap	63.24	1:40.119	4

NOT CLASSIFIED

DNF 50	C	Neil HARRIS	MG ZR	9	14:07.525	3 laps			70.72	1:29.345	8
DNF 18	D	Steve SUTTON	Peugeot 106 XSi	9	15:23.344	3 laps	1:15.819		64.91	1:35.023	3
DNF 81	C	David KIFT	Peugeot 106 GTi	5	7:21.326	7 laps	4 laps		75.45	1:23.236	4
DNF 32	C	Matthew SMITH	Rover 200	5	8:32.925	7 laps	1:11.599		64.92	1:33.103	4
DNF 38	C	Alex FERGUSON	Peugeot 205 GTi	3	5:48.242	9 laps	2 laps		57.37	1:34.560	2
DNF 46	C	Anne KING	MG ZR 190	1	1:50.276	11 laps	2 laps		60.39	1:50.276	1

FASTEST LAP

75	A	Barry SQUIBB	Mitsubishi Evo 9 RS	9	1:17.161		86.31 mph		138.90 kph		
43	B	Guy HIGGS	BMW M3	11	1:20.207		83.03 mph		133.63 kph		
25	C	Nick CHARLES	Peugeot 106 GTi	10	1:21.588		81.63 mph		131.37 kph		
17	D	Olly LEWIS	Peugeot 106	10	1:24.542		78.77 mph		126.78 kph		

Weather / Track : Bright / Drying

These results are provisional until the conclusion of any judicial and technical matters.

Castle Combe
Circuit Length = 1.8500 miles
Start: 17:43 End: 18:00

Clerk of Course :

Timekeeper :

Castle Combe Saloon Car Championship

RACE 18 - LAP CHART

Lap 1			Lap 2			Lap 3			Lap 4			Lap 5		
No	Behind	Laptime	No	Behind	Laptime	No	Behind	Laptime	No	Behind	Laptime	No	Behind	Laptime
75		1:23.474	75		1:18.899	75		1:17.957	75		1:18.922	75		1:18.912
96	0.619	1:24.093	96	0.620	1:18.900	96	0.656	1:17.993	96	0.730	1:18.996	96	0.729	1:18.911
85	8.138	1:31.612	85	13.985	1:24.746	85	20.086	1:24.058	26	1 LAP	1:40.756	3	1 LAP	1:34.456
83	10.330	1:33.804	83	17.139	1:25.708	43	22.583	1:21.646	85	22.921	1:21.757	18	1 LAP	1:37.484
35	10.705	1:34.179	1	17.564	1:25.340	1	23.890	1:24.283	43	25.802	1:22.141	23	1 LAP	1:38.765
1	11.123	1:34.597	35	18.020	1:26.214	83	26.489	1:27.307	1	28.439	1:23.471	8	1 LAP	1:36.746
68	11.314	1:34.788	43	18.894	1:24.912	35	27.519	1:27.456	38	1 LAP	2:21.983 P	19	1 LAP	1:43.572
30	12.420	1:35.894	30	21.401	1:27.880	30	28.180	1:24.736	83	32.915	1:25.348	85	25.041	1:21.032
43	12.881	1:36.355	68	21.667	1:29.252	68	28.783	1:25.073	30	33.772	1:24.514	43	28.014	1:21.124
88	14.428	1:37.902	88	22.383	1:26.854	88	29.899	1:25.473	35	34.569	1:25.972	1	33.339	1:23.812
33	14.887	1:38.361	25	22.951	1:25.720	25	30.121	1:25.127	68	34.885	1:25.024	26	1 LAP	1:40.119
25	16.130	1:39.604	33	23.612	1:27.624	33	31.485	1:25.830	88	35.850	1:24.873	30	39.656	1:24.796
40	17.231	1:40.705	40	27.168	1:28.836	81	33.087	1:23.635	25	36.127	1:24.928	83	40.679	1:26.676
17	18.970	1:42.444	81	27.409	1:26.368	40	37.875	1:28.664	33	36.856	1:24.293	68	40.938	1:24.965
2	19.473	1:42.947	17	28.518	1:28.447	17	38.140	1:27.579	81	37.401	1:23.236	25	42.007	1:24.792
81	19.940	1:43.414	2	29.306	1:28.732	69	38.507	1:26.581	69	44.496	1:24.911	88	42.117	1:25.179
69	20.661	1:44.135	69	29.883	1:28.121	2	40.058	1:28.709	17	45.660	1:26.442	33	42.852	1:24.908
27	21.079	1:44.553	27	32.105	1:29.925	27	42.779	1:28.631	40	47.744	1:28.791	35	43.088	1:27.431
65	23.150	1:46.624	82	34.544	1:28.011	82	43.315	1:26.728	82	50.316	1:25.923	81	43.162	1:24.673
67	24.911	1:48.385	65	35.023	1:30.772	65	45.786	1:28.720	2	50.631	1:29.495	69	49.121	1:23.537
82	25.432	1:48.906	66	39.662	1:30.038	66	47.274	1:25.569	27	53.065	1:29.208	17	52.500	1:25.752
24	25.902	1:49.376	67	41.204	1:35.192	67	58.769	1:35.522	66	53.638	1:25.286	40	56.596	1:27.764
21	26.141	1:49.615	21	41.855	1:34.613	21	59.104	1:35.206	65	55.883	1:29.019	82	57.379	1:25.975
50	26.585	1:50.059	24	42.619	1:35.616	50	59.337	1:34.158	21	1:12.079	1:31.897	66	57.863	1:23.137
46	26.802	1:50.276	50	43.136	1:35.450	24	59.526	1:34.864	24	1:13.091	1:32.487	2	1:00.375	1:28.656
38	28.225	1:51.699	38	43.886	1:34.560	60	1:02.569	1:33.854	50	1:16.115	1:35.700	27	1:04.347	1:30.194
66	28.523	1:51.997	60	46.672	1:35.299	32	1:03.381	1:34.209	67	1:16.994	1:37.147	65	1:04.885	1:27.914
60	30.272	1:53.746	32	47.129	1:35.188	18	1:12.141	1:35.023	60	1:17.238	1:33.591			
32	30.840	1:54.314	23	54.184	1:39.253	23	1:13.890	1:37.663	32	1:17.562	1:33.103			
26	31.781	1:55.255	3	54.642	1:38.819	3	1:14.089	1:37.404						
18	32.412	1:55.886	18	55.075	1:41.562	8	1:16.456	1:36.930						
23	33.830	1:57.304	19	56.326	1:41.022	19	1:17.059	1:38.690						
19	34.203	1:57.677	8	57.483	1:40.585									
3	34.722	1:58.196	26	1:10.654	1:57.772									
8	35.797	1:59.271												

Castle Combe Saloon Car Championship

RACE 18 - LAP CHART

Lap 6			Lap 7			Lap 8			Lap 9			Lap 10		
No	Behind	Laptime	No	Behind	Laptime	No	Behind	Laptime	No	Behind	Laptime	No	Behind	Laptime
75		1:20.519	75		1:17.586	75		1:17.713	75		1:17.161	75		1:18.027
96	0.242	1:20.032	96	0.262	1:17.606	82	1 LAP	1:29.799	23	2 LAPS	1:39.999	66	1 LAP	1:23.087
21	1 LAP	1:32.235	27	1 LAP	1:35.165	40	1 LAP	1:32.458	82	1 LAP	1:27.136	17	1 LAP	1:26.105
24	1 LAP	1:31.836	21	1 LAP	1:30.851	2	1 LAP	1:30.817	19	2 LAPS	1:39.524	8	2 LAPS	1:35.968
50	1 LAP	1:31.527	24	1 LAP	1:31.049	96	5.456	1:22.907	40	1 LAP	1:27.276	18	2 LAPS	1:40.137
60	1 LAP	1:32.672	50	1 LAP	1:29.505	65	1 LAP	1:29.760	2	1 LAP	1:27.024	82	1 LAP	1:27.453
67	1 LAP	1:37.394	60	1 LAP	1:32.085	26	2 LAPS	1:42.732	65	1 LAP	1:26.205	40	1 LAP	1:28.492
3	1 LAP	1:32.286	67	1 LAP	1:37.443	27	1 LAP	1:31.782	96	22.859	1:34.564	2	1 LAP	1:28.552
18	1 LAP	1:36.290	43	36.962	1:24.329	88	2 LAPS	3:40.826	27	1 LAP	1:30.119	65	1 LAP	1:27.969
43	30.219	1:22.724	3	1 LAP	1:33.245	21	1 LAP	1:30.203	26	2 LAPS	1:41.233	23	2 LAPS	1:41.123
23	1 LAP	1:39.918	85	42.880	1:23.584	24	1 LAP	1:29.914	88	2 LAPS	1:28.561	96	32.550	1:27.718
32	1 LAP	1:56.111 P	1	47.465	1:25.452	50	1 LAP	1:29.466	21	1 LAP	1:29.425	19	2 LAPS	1:40.036
8	1 LAP	1:39.662	18	1 LAP	1:38.679	60	1 LAP	1:32.388	24	1 LAP	1:29.889	27	1 LAP	1:28.749
85	36.882	1:32.360	30	51.220	1:25.917	43	45.074	1:25.825	50	1 LAP	1:29.345	88	2 LAPS	1:26.108
1	39.599	1:26.779	25	51.471	1:23.912	85	47.920	1:22.753	43	49.927	1:22.014	43	53.037	1:21.137
30	42.889	1:23.752	8	1 LAP	1:35.882	67	1 LAP	1:37.094	85	51.013	1:20.254	85	53.344	1:20.358
19	1 LAP	1:41.482	83	54.500	1:26.365	3	1 LAP	1:34.445	60	1 LAP	1:32.414	26	2 LAPS	1:40.151
25	45.145	1:23.657	68	54.741	1:26.291	1	55.062	1:25.310	25	1:01.492	1:22.719	21	1 LAP	1:30.102
83	45.721	1:25.561	33	57.336	1:25.805	25	55.934	1:22.176	1	1:02.932	1:25.031	24	1 LAP	1:30.465
68	46.036	1:25.617	23	1 LAP	1:40.975	30	58.735	1:25.228	30	1:05.801	1:24.227	50	1 LAP	1:32.315
33	49.117	1:26.784	35	58.535	1:24.912	83	1:04.368	1:27.581	67	1 LAP	1:35.419	25	1:05.053	1:21.588
35	51.209	1:28.640	69	1:02.126	1:24.571	68	1:04.548	1:27.520	83	1:12.680	1:25.473	60	1 LAP	1:30.103
69	55.141	1:26.539	19	1 LAP	1:40.941	33	1:07.840	1:28.217	68	1:13.617	1:26.230	1	1:07.398	1:22.493
17	59.048	1:27.067	17	1:07.435	1:25.973	35	1:08.729	1:27.907	3	1 LAP	1:36.043	30	1:10.398	1:22.624
26	1 LAP	1:45.743	66	1:09.114	1:23.911	18	1 LAP	1:37.963	69	1:15.725	1:23.791			
66	1:02.789	1:25.445				69	1:09.095	1:24.682	35	1:16.563	1:24.995			
40	1:06.231	1:30.154				8	1 LAP	1:36.862	33	1:16.578	1:25.899			
82	1:06.560	1:29.700				66	1:16.816	1:25.415						
2	1:08.263	1:28.407				17	1:17.095	1:27.373						
65	1:11.197	1:26.831												

Castle Combe Saloon Car Championship

RACE 18 - LAP CHART

Lap 11			Lap 12		
No	Behind	Laptime	No	Behind	Laptime
75		1:18.759	75		1:18.006
83	1 LAP	1:25.092	26	3 LAPS	1:44.030
68	1 LAP	1:26.446	60	2 LAPS	1:32.118
69	1 LAP	1:24.489	83	1 LAP	1:25.530
35	1 LAP	1:24.550	69	1 LAP	1:23.960
33	1 LAP	1:26.153	68	1 LAP	1:26.165
66	1 LAP	1:22.411	35	1 LAP	1:25.448
67	2 LAPS	1:34.580	66	1 LAP	1:21.959
3	2 LAPS	1:35.894	33	1 LAP	1:25.997
17	1 LAP	1:24.542	17	1 LAP	1:25.939
82	1 LAP	1:26.861	67	2 LAPS	1:33.837
8	2 LAPS	1:35.554	3	2 LAPS	1:32.414
40	1 LAP	1:27.201	82	1 LAP	1:27.914
65	1 LAP	1:26.927	40	1 LAP	1:25.687
2	1 LAP	1:28.974	65	1 LAP	1:25.817
96	41.094	1:27.303	2	1 LAP	1:27.765
23	2 LAPS	1:39.269	8	2 LAPS	1:35.339
27	1 LAP	1:28.172	96	51.606	1:28.518
88	2 LAPS	1:24.944	43	57.784	1:21.305
19	2 LAPS	1:39.366	85	58.330	1:21.509
43	54.485	1:20.207	27	1 LAP	1:28.426
85	54.827	1:20.242	88	2 LAPS	1:26.305
18	2 LAPS	2:00.320 P	23	2 LAPS	1:41.528
21	1 LAP	1:29.007	25	1:13.488	1:22.689
25	1:08.805	1:22.511	19	2 LAPS	1:38.300
24	1 LAP	1:32.418	1	1:16.001	1:22.834
1	1:11.173	1:22.534	21	1 LAP	1:29.687
30	1:14.645	1:23.006	30	1:20.033	1:23.394
			24	1 LAP	1:34.627

Dunlop Mini Miglia Championship

QUALIFYING - RACE 15 - CLASSIFICATION

POS	NO	CL	NAME	ENTRY	TIME	ON	LAPS	GAP	DIFF	MPH
1	1		Andrew HACK	Mini Miglia	1:28.674	8	9			75.10
2	6		Paul THOMPSON	Mini Miglia	1:30.107	5	10	1.433	1.433	73.91
3	3		Mark SMITH	Mini Miglia	1:30.172	8	10	1.498	0.065	73.85
4	72		Robert HOWARD	Mini Miglia	1:30.327	5	10	1.653	0.155	73.73
5	29		Dave DREW	Mini Miglia	1:30.335	10	10	1.661	0.008	73.72
6	10		Sarah MUNNS	Mini Miglia	1:30.353	3	9	1.679	0.018	73.71
7	20		Endaf OWENS	Mini Miglia	1:30.441	3	9	1.767	0.088	73.63
8	2		Ralph SAUNDERS	Mini Miglia	1:30.510	9	9	1.836	0.069	73.58
9	83		Colin PEACOCK	Mini Miglia	1:30.758	5	10	2.084	0.248	73.38
10	5		David EDGECOMBE	Mini Miglia	1:31.816	4	5	3.142	1.058	72.53
11	74		James LINDRIDGE	Mini Miglia	1:33.309	6	9	4.635	1.493	71.37
12	21		Aaron SMITH	Mini Miglia	1:33.392	7	10	4.718	0.083	71.31
13	28		Robert HUMPHREYS	Mini Miglia	1:35.020	8	9	6.346	1.628	70.09
14	34		Keith ALLINGTON	Mini Miglia	1:35.250	4	9	6.576	0.230	69.92
15	4		Mark SIMS	Mini Miglia	1:36.770	5	7	8.096	1.520	68.82
16	13		Phil HARVEY	Mini Miglia	1:36.861	6	9	8.187	0.091	68.75
17	9		Owen STINCHCOMBE	Mini Miglia	1:38.228	4	9	9.554	1.367	67.80
18	35		Ian FEATHERSTONE	Mini Miglia	1:45.145	5	9	16.471	6.917	63.34

Weather / Track : Light Rain / Wet

These results are provisional until the conclusion of any judicial and technical matters.

Castle Combe
 Circuit Length = 1.8500 miles
 Start: 10:15 End: 10:32

Clerk of Course :		Timekeeper :
-------------------	--	--------------

Dunlop Mini Miglia Championship

QUALIFYING - RACE 15 - LAP ANALYSIS

1	Andrew HACK Mini Miglia						
1 -	1:35.928	+ 7.254	10:17:13.813	6 -	1:44.252 P	+ 15.578	10:24:58.868
2 -	1:32.713	+ 4.039	10:18:46.526	7 -	2:27.828	+ 59.154	10:27:26.696
3 -	1:29.614	+ 0.940	10:20:16.140	8 -	1:28.674		10:28:55.370
4 -	1:29.084	+ 0.410	10:21:45.224	9 -	1:33.525	+ 4.851	10:30:28.895
5 -	1:29.392	+ 0.718	10:23:14.616				
2	Ralph SAUNDERS Mini Miglia						
1 -	1:38.109	+ 7.599	10:17:13.423	6 -	1:37.386 P	+ 6.876	10:25:01.759
2 -	1:32.860	+ 2.350	10:18:46.283	7 -	2:52.565	+ 1:22.055	10:27:54.324
3 -	1:35.280	+ 4.770	10:20:21.563	8 -	1:31.737	+ 1.227	10:29:26.061
4 -	1:31.824	+ 1.314	10:21:53.387	9 -	1:30.510		10:30:56.571
5 -	1:30.986	+ 0.476	10:23:24.373				
3	Mark SMITH Mini Miglia						
1 -	1:33.184	+ 3.012	10:16:54.887	6 -	1:30.200	+ 0.028	10:24:33.672
2 -	1:30.401	+ 0.229	10:18:25.288	7 -	1:30.660	+ 0.488	10:26:04.332
3 -	1:33.244	+ 3.072	10:19:58.532	8 -	1:30.172		10:27:34.504
4 -	1:34.355	+ 4.183	10:21:32.887	9 -	1:45.291 P	+ 15.119	10:29:19.795
5 -	1:30.585	+ 0.413	10:23:03.472	10 -	2:11.310	+ 41.138	10:31:31.105
4	Mark SIMS Mini Miglia						
1 -	1:40.003	+ 3.233	10:17:13.097	5 -	1:36.770		10:23:48.571
2 -	1:40.920	+ 4.150	10:18:54.017	6 -	1:44.307 P	+ 7.537	10:25:32.878
3 -	1:40.908	+ 4.138	10:20:34.925	7 -	4:41.502	+ 3:04.732	10:30:14.380
4 -	1:36.876	+ 0.106	10:22:11.801				
5	David EDGECOMBE Mini Miglia						
1 -	1:36.323	+ 4.507	10:16:59.730	4 -	1:31.816		10:21:35.831
2 -	1:31.998	+ 0.182	10:18:31.728	5 -	1:51.390 P	+ 19.574	10:23:27.221
3 -	1:32.287	+ 0.471	10:20:04.015				
6	Paul THOMPSON Mini Miglia						
1 -	1:41.568	+ 11.461	10:17:10.092	6 -	1:32.399	+ 2.292	10:24:49.435
2 -	1:33.342	+ 3.235	10:18:43.434	7 -	1:37.152	+ 7.045	10:26:26.587
3 -	1:32.249	+ 2.142	10:20:15.683	8 -	1:35.569	+ 5.462	10:28:02.156
4 -	1:31.246	+ 1.139	10:21:46.929	9 -	1:30.681	+ 0.574	10:29:32.837
5 -	1:30.107		10:23:17.036	10 -	1:30.730	+ 0.623	10:31:03.567
9	Owen STINCHCOMBE Mini Miglia						
1 -	1:41.377	+ 3.149	10:17:05.986	6 -	1:42.279	+ 4.051	10:25:24.239
2 -	1:39.536	+ 1.308	10:18:45.522	7 -	1:43.121	+ 4.893	10:27:07.360
3 -	1:38.906	+ 0.678	10:20:24.428	8 -	1:42.125	+ 3.897	10:28:49.485
4 -	1:38.228		10:22:02.656	9 -	1:44.180	+ 5.952	10:30:33.665
5 -	1:39.304	+ 1.076	10:23:41.960				
10	Sarah MUNNS Mini Miglia						
1 -	1:35.289	+ 4.936	10:16:50.045	6 -	2:27.349	+ 56.996	10:25:31.385
2 -	1:32.036	+ 1.683	10:18:22.081	7 -	1:33.221	+ 2.868	10:27:04.606
3 -	1:30.353		10:19:52.434	8 -	1:31.638	+ 1.285	10:28:36.244
4 -	1:31.237	+ 0.884	10:21:23.671	9 -	1:40.165 P	+ 9.812	10:30:16.409
5 -	1:40.365 P	+ 10.012	10:23:04.036				
13	Phil HARVEY Mini Miglia						
1 -	1:46.536	+ 9.675	10:17:17.803	6 -	1:36.861		10:25:30.590
2 -	1:38.535	+ 1.674	10:18:56.338	7 -	1:41.216	+ 4.355	10:27:11.806
3 -	1:39.587	+ 2.726	10:20:35.925	8 -	1:38.457	+ 1.596	10:28:50.263
4 -	1:39.277	+ 2.416	10:22:15.202	9 -	1:40.824	+ 3.963	10:30:31.087
5 -	1:38.527	+ 1.666	10:23:53.729				
20	Endaf OWENS Mini Miglia						
1 -	1:34.410	+ 3.969	10:16:54.763	6 -	1:31.390	+ 0.949	10:25:37.847
2 -	1:32.156	+ 1.715	10:18:26.919	7 -	1:41.400	+ 10.959	10:27:19.247

Castle Combe
Circuit Length = 1.8500 miles
Start: 10:15 End: 10:32

Weather / Track : Light Rain / Wet

Dunlop Mini Miglia Championship


QUALIFYING - RACE 15 - LAP ANALYSIS

3 -	1:30.441		10:19:57.360	8 -	1:31.347	+ 0.906	10:28:50.594
4 -	1:38.331 P	+ 7.890	10:21:35.691	9 -	1:34.894	+ 4.453	10:30:25.488
5 -	2:30.766	+ 1:00.325	10:24:06.457				
21	Aaron SMITH Mini Miglia						
1 -	1:54.817	+ 21.425	10:17:08.417	6 -	1:35.126	+ 1.734	10:25:24.490
2 -	1:49.575	+ 16.183	10:18:57.992	7 -	1:33.392		10:26:57.882
3 -	1:42.087	+ 8.695	10:20:40.079	8 -	1:34.153	+ 0.761	10:28:32.035
4 -	1:34.115	+ 0.723	10:22:14.194	9 -	1:33.930	+ 0.538	10:30:05.965
5 -	1:35.170	+ 1.778	10:23:49.364	10 -	1:40.499	+ 7.107	10:31:46.464
28	Robert HUMPHREYS Mini Miglia						
1 -	1:44.652	+ 9.632	10:17:18.616	6 -	1:37.663	+ 2.643	10:25:26.782
2 -	1:38.582	+ 3.562	10:18:57.198	7 -	1:35.204	+ 0.184	10:27:01.986
3 -	1:40.538	+ 5.518	10:20:37.736	8 -	1:35.020		10:28:37.006
4 -	1:35.821	+ 0.801	10:22:13.557	9 -	1:53.663	+ 18.643	10:30:30.669
5 -	1:35.562	+ 0.542	10:23:49.119				
29	Dave DREW Mini Miglia						
1 -	1:37.404	+ 7.069	10:16:45.406	6 -	1:31.278	+ 0.943	10:24:40.076
2 -	1:48.296	+ 17.961	10:18:33.702	7 -	1:31.921	+ 1.586	10:26:11.997
3 -	1:32.086	+ 1.751	10:20:05.788	8 -	1:30.411	+ 0.076	10:27:42.408
4 -	1:31.317	+ 0.982	10:21:37.105	9 -	1:31.326	+ 0.991	10:29:13.734
5 -	1:31.693	+ 1.358	10:23:08.798	10 -	1:30.335		10:30:44.069
34	Keith ALLINGTON Mini Miglia						
1 -	1:44.374	+ 9.124	10:17:13.731	6 -	1:36.828	+ 1.578	10:25:21.262
2 -	1:41.138	+ 5.888	10:18:54.869	7 -	1:36.037	+ 0.787	10:26:57.299
3 -	1:38.298	+ 3.048	10:20:33.167	8 -	1:37.234	+ 1.984	10:28:34.533
4 -	1:35.250		10:22:08.417	9 -	1:38.235	+ 2.985	10:30:12.768
5 -	1:36.017	+ 0.767	10:23:44.434				
35	Ian FEATHERSTONE Mini Miglia						
1 -	1:51.419	+ 6.274	10:17:01.942	6 -	1:51.087	+ 5.942	10:26:18.308
2 -	1:51.374	+ 6.229	10:18:53.316	7 -	1:53.233	+ 8.088	10:28:11.541
3 -	1:46.436	+ 1.291	10:20:39.752	8 -	1:50.698	+ 5.553	10:30:02.239
4 -	2:02.324	+ 17.179	10:22:42.076	9 -	1:54.320	+ 9.175	10:31:56.559
5 -	1:45.145		10:24:27.221				
72	Robert HOWARD Mini Miglia						
1 -	1:45.292	+ 14.965	10:17:03.685	6 -	1:31.719	+ 1.392	10:24:50.721
2 -	1:38.906	+ 8.579	10:18:42.591	7 -	1:33.474	+ 3.147	10:26:24.195
3 -	1:35.483	+ 5.156	10:20:18.074	8 -	1:32.500	+ 2.173	10:27:56.695
4 -	1:30.601	+ 0.274	10:21:48.675	9 -	1:32.321	+ 1.994	10:29:29.016
5 -	1:30.327		10:23:19.002	10 -	1:33.659	+ 3.332	10:31:02.675
74	James LINDRIDGE Mini Miglia						
1 -	1:43.499	+ 10.190	10:17:09.878	6 -	1:33.309		10:25:32.176
2 -	1:42.743	+ 9.434	10:18:52.621	7 -	1:35.306	+ 1.997	10:27:07.482
3 -	1:55.446	+ 22.137	10:20:48.067	8 -	1:33.332	+ 0.023	10:28:40.814
4 -	1:37.117	+ 3.808	10:22:25.184	9 -	1:33.908	+ 0.599	10:30:14.722
5 -	1:33.683	+ 0.374	10:23:58.867				
83	Colin PEACOCK Mini Miglia						
1 -	1:36.876	+ 6.118	10:16:52.529	6 -	1:31.167	+ 0.409	10:24:30.394
2 -	1:32.515	+ 1.757	10:18:25.044	7 -	1:32.068	+ 1.310	10:26:02.462
3 -	1:31.652	+ 0.894	10:19:56.696	8 -	1:30.956	+ 0.198	10:27:33.418
4 -	1:31.773	+ 1.015	10:21:28.469	9 -	1:31.989	+ 1.231	10:29:05.407
5 -	1:30.758		10:22:59.227	10 -	1:31.904	+ 1.146	10:30:37.311

Weather / Track : Light Rain / Wet

Dunlop Mini Miglia Championship

RACE 15 - GRID

ROW 9	1:38.228 9 Owen STINCHCOMBE	1:45.145 35 Ian FEATHERSTONE
ROW 8	1:36.770 4 Mark SIMS	1:36.861 13 Phil HARVEY
ROW 7	1:35.020 28 Robert HUMPHREYS	1:35.250 34 Keith ALLINGTON
ROW 6	1:33.309 74 James LINDRIDGE	1:33.392 21 Aaron SMITH
ROW 5	1:30.758 83 Colin PEACOCK	1:31.816 5 David EDGECOMBE
ROW 4	1:30.441 20 Endaf OWENS	1:30.510 2 Ralph SAUNDERS
ROW 3	1:30.335 29 Dave DREW	1:30.353 10 Sarah MUNNS
ROW 2	1:30.172 3 Mark SMITH	1:30.327 72 Robert HOWARD
ROW 1	1:28.674 1 Andrew HACK	1:30.107 6 Paul THOMPSON
Pole		
		

Castle Combe
Circuit Length = 1.8500 miles

These results are provisional until the conclusion of any judicial and technical matters.

Clerk of Course :	Timekeeper :
-------------------	--------------

Dunlop Mini Miglia Championship

RACE 15 - CLASSIFICATION

POS	NO	CL	NAME	ENTRY	LAPS	TIME	GAP	DIFF	MPH	BEST	ON
1	1		Andrew HACK	Mini Miglia	9	18:18.703			54.55	1:29.464	4
2	6		Paul THOMPSON	Mini Miglia	9	18:20.175	1.472	1.472	54.48	1:30.359	4
3	10		Sarah MUNNS	Mini Miglia	9	18:20.960	2.257	0.785	54.44	1:31.610	3
4	83		Colin PEACOCK	Mini Miglia	9	18:21.929	3.226	0.969	54.39	1:33.212	4
5	74		James LINDRIDGE	Mini Miglia	9	18:22.965	4.262	1.036	54.34	1:34.676	4
6	21		Aaron SMITH	Mini Miglia	9	18:23.320	4.617	0.355	54.32	1:33.965	5
7	28		Robert HUMPHREYS	Mini Miglia	9	18:27.675	8.972	4.355	54.11	1:37.441	3
8	4		Mark SIMS	Mini Miglia	9	18:32.027	13.324	4.352	53.90	1:35.180	4
9	29		Dave DREW	Mini Miglia	9	18:33.022	14.319	0.995	53.85	1:35.686	4
10	13		Phil HARVEY	Mini Miglia	9	18:35.910	17.207	2.888	53.71	1:39.660	5
11	9		Owen STINCHCOMBE	Mini Miglia	9	18:37.212	18.509	1.302	53.65	1:40.542	5
12	35		Ian FEATHERSTONE	Mini Miglia	8	18:34.510	1 lap	1 lap	47.80	1:58.845	3
NOT CLASSIFIED											
DNF	20		Endaf OWENS	Mini Miglia	7	12:01.852	2 laps	1 lap	64.58	1:31.125	3
DNF	34		Keith ALLINGTON	Mini Miglia	5	9:00.483	4 laps	2 laps	61.61	1:34.051	4
DNF	3		Mark SMITH	Mini Miglia	4	7:11.950	5 laps	1 lap	61.67	1:31.419	3
DNF	72		Robert HOWARD	Mini Miglia	3	6:17.737	6 laps	1 lap	52.89	1:40.071	1
DNF	2		Ralph SAUNDERS	Mini Miglia	0						
DNF	5		David EDGEcombe	Mini Miglia	0						
FASTEST LAP											
	1		Andrew HACK	Mini Miglia	4	1:29.464		74.44 mph		119.80 kph	

Race stopped after 9 laps due to deteriorating track conditions

Weather / Track : Heavy Rain / Wet

These results are provisional until the conclusion of any judicial and technical matters.

Castle Combe
Circuit Length = 1.8500 miles
Start: 15:58 End: 16:17

Clerk of Course :		Timekeeper :
-------------------	--	--------------

Dunlop Mini Miglia Championship
RACE 15 - LAP CHART

Lap 1			Lap 2			Lap 3			Lap 4			Lap 5		
No	Behind	Laptime	No	Behind	Laptime	No	Behind	Laptime	No	Behind	Laptime	No	Behind	Laptime
6		1:35.896	6		2:30.116	6		1:30.565	6		1:30.359	6		1:32.462
20	0.459	1:36.355	20	0.394	2:30.051	20	0.954	1:31.125	1	1.294	1:29.464	1	0.467	1:31.635
3	2.597	1:38.493	3	0.784	2:28.303	3	1.638	1:31.419	20	2.654	1:32.059	20	4.730	1:34.538
10	3.636	1:39.532	10	1.719	2:28.199	1	2.189	1:30.266	3	5.014	1:33.735	10	9.132	1:35.236
72	4.175	1:40.071	72	2.133	2:28.074	10	2.764	1:31.610	10	6.358	1:33.953	83	11.934	1:34.042
1	4.600	1:40.496	1	2.488	2:28.004	83	7.501	1:33.990	83	10.354	1:33.212	74	17.944	1:36.744
74	7.415	1:43.311	74	3.657	2:26.358	74	9.345	1:36.253	74	13.662	1:34.676	21	19.053	1:33.965
83	7.998	1:43.894	83	4.076	2:26.194	21	13.390	1:39.103	21	17.550	1:34.519	34	21.085	1:35.300
21	10.706	1:46.602	21	4.852	2:24.262	28	14.000	1:37.441	34	18.247	1:34.051	4	26.213	1:36.969
13	11.684	1:47.580	13	6.265	2:24.697	34	14.555	1:37.629	4	21.706	1:35.180	28	27.072	1:37.583
28	12.158	1:48.054	28	7.124	2:25.082	4	16.885	1:38.579	28	21.951	1:38.310	29	27.310	1:37.198
34	14.727	1:50.623	34	7.491	2:22.880	29	17.247	1:37.105	29	22.574	1:35.686	13	36.180	1:39.660
9	15.806	1:51.702	9	8.791	2:23.101	13	18.212	1:42.512	13	28.982	1:41.129	9	38.273	1:40.542
4	16.895	1:52.791	4	8.871	2:22.092	9	19.642	1:41.416	9	30.193	1:40.910			
29	20.145	1:56.041	29	10.707	2:20.678	72	41.160	2:09.592 P	35	1:14.903	1:58.874			
35	31.454	2:07.350	35	18.108	2:16.770	35	46.388	1:58.845						

Dunlop Mini Miglia Championship
RACE 15 - LAP CHART

Lap 6			Lap 7			Lap 8			Lap 9		
No	Behind	Laptime	No	Behind	Laptime	No	Behind	Laptime	No	Behind	Laptime
1		1:33.694	1		1:36.913	1		2:58.437	1		3:29.794
6	1.895	1:36.056	6	4.168	1:39.186	6	1.511	2:55.780	6	1.472	3:29.755
20	6.495	1:35.926	20	11.380	1:41.798	10	2.311	2:41.137	10	2.257	3:29.740
10	12.447	1:37.476	10	19.611	1:44.077	83	3.034	2:41.326	83	3.226	3:29.986
35	1 LAP	2:04.294	83	20.145	1:43.107	74	4.220	2:38.731	74	4.262	3:29.836
83	13.951	1:36.178	74	23.926	1:40.498	21	4.540	2:38.007	21	4.617	3:29.871
74	20.341	1:36.558	21	24.970	1:39.979	28	6.458	2:23.257	28	8.972	3:32.308
21	21.904	1:37.012	28	41.638	1:46.693	4	8.099	2:23.199	4	13.324	3:35.019
4	30.962	1:38.910	4	43.337	1:49.288	29	8.952	2:23.043	29	14.319	3:35.161
28	31.858	1:38.947	29	44.346	1:46.938	35	1 LAP	2:24.088	35	1 LAP	3:34.070
29	34.321	1:41.172	35	1 LAP	2:10.219	13	12.622	2:12.636	13	17.207	3:34.379
13	45.167	1:43.148	13	58.423	1:50.169	9	14.100	2:13.059	9	18.509	3:34.203
9	46.110	1:41.998	9	59.478	1:50.281						