



# DUNLOP GREAT & BRITISH MOTORSPORT FESTIVAL

**Brands Hatch Indy Circuit**

**6th & 7th June 2009**



**Results Provided by Timing Solutions Ltd**

**[www.tsl-timing.com](http://www.tsl-timing.com)**

# Radical Club Cup

## QUALIFYING - RACE 1 - CLASSIFICATION - AMENDED

| POS | NO | CL | NAME             | ENTRY             | TIME   | ON | LAPS | GAP    | DIFF  | MPH   |
|-----|----|----|------------------|-------------------|--------|----|------|--------|-------|-------|
| 1   | 19 | T  | Gary KANE        | Radical PR6       | 48.865 | 12 | 16   |        |       | 88.30 |
| 2   | 3  | T  | Jonathan WRIGHT  | Radical PR6       | 49.227 | 11 | 16   | 0.362  | 0.362 | 87.65 |
| 3   | 7  | T  | Darren LUKE      | Radical PR6       | 50.288 | 9  | 14   | 1.423  | 1.061 | 85.80 |
| 4   | 16 | S  | Colin MILLAR     | Radical PR6       | 50.825 | 10 | 16   | 1.960  | 0.537 | 84.90 |
| 5   | 20 | S  | Simon FISH       | Radical SR3       | 51.113 | 15 | 16   | 2.248  | 0.288 | 84.42 |
| 6   | 44 | S  | Barry MARKS      | Radical PR6       | 51.193 | 15 | 16   | 2.328  | 0.080 | 84.28 |
| 7   | 12 | S  | Steve BURGESS    | Radical SR3       | 51.233 | 11 | 16   | 2.368  | 0.040 | 84.22 |
| 8   | 36 | S  | Nigel MORRISON   | Radical PR6       | 51.401 | 6  | 7    | 2.536  | 0.168 | 83.94 |
| 9   | 15 | S  | Richard CARVER   | Radical SR3       | 51.640 | 10 | 16   | 2.775  | 0.239 | 83.56 |
| 10  | 24 | T  | Paul STEELE      | Radical SR3       | 51.651 | 11 | 13   | 2.786  | 0.011 | 83.54 |
| 11  | 70 | S  | David THORBURN   | Radical SR3       | 51.757 | 12 | 16   | 2.892  | 0.106 | 83.37 |
| 12  | 95 | B  | Richard STABLES  | Radical SR4       | 52.228 | 14 | 16   | 3.363  | 0.471 | 82.61 |
| 13  | 18 | S  | Charles LOUGHRAN | Radical SR3       | 52.401 | 9  | 15   | 3.536  | 0.173 | 82.34 |
| 14  | 21 | S  | Paul MCCLUGHAN   | Radical SR3       | 52.563 | 15 | 16   | 3.698  | 0.162 | 82.09 |
| 15  | 69 | B  | Darren ANLEY     | Radical Prosport  | 52.728 | 9  | 13   | 3.863  | 0.165 | 81.83 |
| 16  | 38 | S  | Don PATTERSON    | Radical PR6       | 53.258 | 6  | 6    | 4.393  | 0.530 | 81.02 |
| 17  | 37 | T  | Bill HENDERSON   | Radical SR3       | 53.559 | 14 | 15   | 4.694  | 0.301 | 80.56 |
| 18  | 71 | S  | Tony MAISEY      | Radical SR3       | 53.582 | 16 | 16   | 4.717  | 0.023 | 80.53 |
| 19  | 55 | B  | Rachel DAVIES    | Radical SR4       | 54.069 | 13 | 15   | 5.204  | 0.487 | 79.80 |
| 20  | 13 | C  | Simon GARMSTON   | Radical Clubsport | 54.471 | 12 | 14   | 5.606  | 0.402 | 79.21 |
| 21  | 5  | C  | Mark ABBOTT      | Radical Clubsport | 54.961 | 12 | 16   | 6.096  | 0.490 | 78.51 |
| 22  | 25 | C  | Andrew HARWOOD   | Radical Clubsport | 55.057 | 12 | 15   | 6.192  | 0.096 | 78.37 |
| 23  | 11 | C  | Ian CHARLES      | Radical Clubsport | 55.861 | 6  | 7    | 6.996  | 0.804 | 77.24 |
| 24  | 30 | B  | Gary RAMSDALE    | Radical SR4       | 56.115 | 7  | 7    | 7.250  | 0.254 | 76.89 |
| 25  | 99 | S  | Peter COULDRIDGE | Radical SR3       | 56.199 | 8  | 14   | 7.334  | 0.084 | 76.78 |
| 26  | 26 | C  | Mark BOOT        | Radical Clubsport | 56.227 | 5  | 6    | 7.362  | 0.028 | 76.74 |
| 27  | 46 | T  | Sheridan BELL    | Radical Prosport  | 56.409 | 13 | 15   | 7.544  | 0.182 | 76.49 |
| 28  | 91 | T  | David FRANKLAND  | Radical PR6       | 57.395 | 14 | 14   | 8.530  | 0.986 | 75.18 |
| 29  | 80 | B  | Shaun MELLORS    | Radical SR4       | 57.947 | 5  | 5    | 9.082  | 0.552 | 74.46 |
| 30  | 32 | C  | Jon MORRIS       | Radical Clubsport | 58.866 | 11 | 14   | 10.001 | 0.919 | 73.30 |

Weather / Track : Cloudy / Damp

These results are provisional until the conclusion of any judicial and technical matters.

Brands Hatch Indy  
Circuit Length = 1.1986 miles  
Start: 09:15 End: 09:32

Clerk of Course :

Timekeeper :

# Radical Club Cup

## QUALIFYING - RACE 1 - LAP ANALYSIS

|           |                        |          |             |      |               |            |                    |                          |  |  |  |  |  |
|-----------|------------------------|----------|-------------|------|---------------|------------|--------------------|--------------------------|--|--|--|--|--|
| <b>3</b>  | <b>Jonathan WRIGHT</b> |          |             |      |               |            | <b>T</b>           | <b>Radical PR6</b>       |  |  |  |  |  |
| 1 -       | 1:13.493               | + 24.266 | 9:16:22.259 | 9 -  | 53.223        | + 3.996    | 9:23:28.292        |                          |  |  |  |  |  |
| 2 -       | 1:00.096               | + 10.869 | 9:17:22.355 | 10 - | 55.560        | + 6.333    | 9:24:23.852        |                          |  |  |  |  |  |
| 3 -       | 56.393                 | + 7.166  | 9:18:18.748 | 11 - | <b>49.227</b> |            | <b>9:25:13.079</b> |                          |  |  |  |  |  |
| 4 -       | 53.248                 | + 4.021  | 9:19:11.996 | 12 - | 2:10.370 P    | + 1:21.143 | 9:27:23.449        |                          |  |  |  |  |  |
| 5 -       | 51.872                 | + 2.645  | 9:20:03.868 | 13 - | 1:00.167      | + 10.940   | 9:28:23.616        |                          |  |  |  |  |  |
| 6 -       | 50.699                 | + 1.472  | 9:20:54.567 | 14 - | 52.262        | + 3.035    | 9:29:15.878        |                          |  |  |  |  |  |
| 7 -       | 50.844                 | + 1.617  | 9:21:45.411 | 15 - | 49.719        | + 0.492    | 9:30:05.597        |                          |  |  |  |  |  |
| 8 -       | 49.658                 | + 0.431  | 9:22:35.069 | 16 - | 1:26.501 P    | + 37.274   | 9:31:32.098        |                          |  |  |  |  |  |
| <b>5</b>  | <b>Mark ABBOTT</b>     |          |             |      |               |            | <b>C</b>           | <b>Radical Clubsport</b> |  |  |  |  |  |
| 1 -       | 1:14.212               | + 19.251 | 9:16:26.582 | 9 -  | 55.711        | + 0.750    | 9:24:08.396        |                          |  |  |  |  |  |
| 2 -       | 1:03.316               | + 8.355  | 9:17:29.898 | 10 - | 55.011        | + 0.050    | 9:25:03.407        |                          |  |  |  |  |  |
| 3 -       | 59.660                 | + 4.699  | 9:18:29.558 | 11 - | 55.353        | + 0.392    | 9:25:58.760        |                          |  |  |  |  |  |
| 4 -       | 57.894                 | + 2.933  | 9:19:27.452 | 12 - | <b>54.961</b> |            | <b>9:26:53.721</b> |                          |  |  |  |  |  |
| 5 -       | 56.755                 | + 1.794  | 9:20:24.207 | 13 - | 55.033        | + 0.072    | 9:27:48.754        |                          |  |  |  |  |  |
| 6 -       | 56.800                 | + 1.839  | 9:21:21.007 | 14 - | 55.005        | + 0.044    | 9:28:43.759        |                          |  |  |  |  |  |
| 7 -       | 56.267                 | + 1.306  | 9:22:17.274 | 15 - | 55.580        | + 0.619    | 9:29:39.339        |                          |  |  |  |  |  |
| 8 -       | 55.411                 | + 0.450  | 9:23:12.685 | 16 - | 55.599        | + 0.638    | 9:30:34.938        |                          |  |  |  |  |  |
| <b>7</b>  | <b>Darren LUKE</b>     |          |             |      |               |            | <b>T</b>           | <b>Radical PR6</b>       |  |  |  |  |  |
| 1 -       | 1:01.744               | + 11.456 | 9:17:40.200 | 8 -  | 52.045        | + 1.757    | 9:24:50.070        |                          |  |  |  |  |  |
| 2 -       | 57.865                 | + 7.577  | 9:18:38.065 | 9 -  | <b>50.288</b> |            | <b>9:25:40.358</b> |                          |  |  |  |  |  |
| 3 -       | 53.049                 | + 2.761  | 9:19:31.114 | 10 - | 53.674        | + 3.386    | 9:26:34.032        |                          |  |  |  |  |  |
| 4 -       | 1:44.647 P             | + 54.359 | 9:21:15.761 | 11 - | 1:02.384      | + 12.096   | 9:27:36.416        |                          |  |  |  |  |  |
| 5 -       | 59.093                 | + 8.805  | 9:22:14.854 | 12 - | 55.435        | + 5.147    | 9:28:31.851        |                          |  |  |  |  |  |
| 6 -       | 51.525                 | + 1.237  | 9:23:06.379 | 13 - | 52.422        | + 2.134    | 9:29:24.273        |                          |  |  |  |  |  |
| 7 -       | 51.646                 | + 1.358  | 9:23:58.025 | 14 - | 51.422        | + 1.134    | 9:30:15.695        |                          |  |  |  |  |  |
| <b>11</b> | <b>Ian CHARLES</b>     |          |             |      |               |            | <b>C</b>           | <b>Radical Clubsport</b> |  |  |  |  |  |
| 1 -       | 1:16.015               | + 20.154 | 9:17:31.767 | 5 -  | 56.459        | + 0.598    | 9:21:39.038        |                          |  |  |  |  |  |
| 2 -       | 1:05.838               | + 9.977  | 9:18:37.605 | 6 -  | <b>55.861</b> |            | <b>9:22:34.899</b> |                          |  |  |  |  |  |
| 3 -       | 1:06.018               | + 10.157 | 9:19:43.623 | 7 -  | 2:22.534 P    | + 1:26.673 | 9:24:57.433        |                          |  |  |  |  |  |
| 4 -       | 58.956                 | + 3.095  | 9:20:42.579 |      |               |            |                    |                          |  |  |  |  |  |
| <b>12</b> | <b>Steve BURGESS</b>   |          |             |      |               |            | <b>S</b>           | <b>Radical SR3</b>       |  |  |  |  |  |
| 1 -       | 1:06.105               | + 14.872 | 9:16:42.223 | 9 -  | 52.715        | + 1.482    | 9:24:03.058        |                          |  |  |  |  |  |
| 2 -       | 59.324                 | + 8.091  | 9:17:41.547 | 10 - | 53.070        | + 1.837    | 9:24:56.128        |                          |  |  |  |  |  |
| 3 -       | 59.356                 | + 8.123  | 9:18:40.903 | 11 - | <b>51.233</b> |            | <b>9:25:47.361</b> |                          |  |  |  |  |  |
| 4 -       | 55.288                 | + 4.055  | 9:19:36.191 | 12 - | 52.350        | + 1.117    | 9:26:39.711        |                          |  |  |  |  |  |
| 5 -       | 53.336                 | + 2.103  | 9:20:29.527 | 13 - | 52.723        | + 1.490    | 9:27:32.434        |                          |  |  |  |  |  |
| 6 -       | 53.142                 | + 1.909  | 9:21:22.669 | 14 - | 52.195        | + 0.962    | 9:28:24.629        |                          |  |  |  |  |  |
| 7 -       | 54.764                 | + 3.531  | 9:22:17.433 | 15 - | 58.352        | + 7.119    | 9:29:22.981        |                          |  |  |  |  |  |
| 8 -       | 52.910                 | + 1.677  | 9:23:10.343 | 16 - | 52.273        | + 1.040    | 9:30:15.254        |                          |  |  |  |  |  |
| <b>13</b> | <b>Simon GARMSTON</b>  |          |             |      |               |            | <b>C</b>           | <b>Radical Clubsport</b> |  |  |  |  |  |
| 1 -       | 1:22.293               | + 27.822 | 9:17:47.983 | 8 -  | 55.997        | + 1.526    | 9:25:04.891        |                          |  |  |  |  |  |
| 2 -       | 1:10.753               | + 16.282 | 9:18:58.736 | 9 -  | 55.279        | + 0.808    | 9:26:00.170        |                          |  |  |  |  |  |
| 3 -       | 1:05.923               | + 11.452 | 9:20:04.659 | 10 - | 55.077        | + 0.606    | 9:26:55.247        |                          |  |  |  |  |  |
| 4 -       | 1:06.031               | + 11.560 | 9:21:10.690 | 11 - | 55.334        | + 0.863    | 9:27:50.581        |                          |  |  |  |  |  |
| 5 -       | 59.988                 | + 5.517  | 9:22:10.678 | 12 - | <b>54.471</b> |            | <b>9:28:45.052</b> |                          |  |  |  |  |  |
| 6 -       | 58.577                 | + 4.106  | 9:23:09.255 | 13 - | 54.989        | + 0.518    | 9:29:40.041        |                          |  |  |  |  |  |
| 7 -       | 59.639                 | + 5.168  | 9:24:08.894 | 14 - | 55.836        | + 1.365    | 9:30:35.877        |                          |  |  |  |  |  |
| <b>15</b> | <b>Richard CARVER</b>  |          |             |      |               |            | <b>S</b>           | <b>Radical SR3</b>       |  |  |  |  |  |
| 1 -       | 1:05.524               | + 13.884 | 9:16:31.592 | 9 -  | 55.524        | + 3.884    | 9:23:54.589        |                          |  |  |  |  |  |
| 2 -       | 1:04.276               | + 12.636 | 9:17:35.868 | 10 - | <b>51.640</b> |            | <b>9:24:46.229</b> |                          |  |  |  |  |  |
| 3 -       | 54.543                 | + 2.903  | 9:18:30.411 | 11 - | 54.046        | + 2.406    | 9:25:40.275        |                          |  |  |  |  |  |
| 4 -       | 54.712                 | + 3.072  | 9:19:25.123 | 12 - | 52.343        | + 0.703    | 9:26:32.618        |                          |  |  |  |  |  |
| 5 -       | 54.452                 | + 2.812  | 9:20:19.575 | 13 - | 57.708        | + 6.068    | 9:27:30.326        |                          |  |  |  |  |  |
| 6 -       | 54.477                 | + 2.837  | 9:21:14.052 | 14 - | 52.528        | + 0.888    | 9:28:22.854        |                          |  |  |  |  |  |
| 7 -       | 52.289                 | + 0.649  | 9:22:06.341 | 15 - | 1:17.138 P    | + 25.498   | 9:29:39.992        |                          |  |  |  |  |  |
| 8 -       | 52.724                 | + 1.084  | 9:22:59.065 | 16 - | 56.035        | + 4.395    | 9:30:36.027        |                          |  |  |  |  |  |

Brands Hatch Indy  
Circuit Length = 1.1986 miles  
Start: 09:15 End: 09:32

Weather / Track : Cloudy / Damp

# Radical Club Cup

## QUALIFYING - RACE 1 - LAP ANALYSIS

|           |                         |            |             |      |               |         |                    |                          |  |  |  |  |  |
|-----------|-------------------------|------------|-------------|------|---------------|---------|--------------------|--------------------------|--|--|--|--|--|
| <b>16</b> | <b>Colin MILLAR</b>     |            |             |      |               |         | <b>S</b>           | <b>Radical PR6</b>       |  |  |  |  |  |
| 1 -       | 1:06.082                | + 15.257   | 9:16:33.426 | 9 -  | 51.810        | + 0.985 | 9:24:16.977        |                          |  |  |  |  |  |
| 2 -       | 1:19.585                | + 28.760   | 9:17:53.011 | 10 - | <b>50.825</b> |         | <b>9:25:07.802</b> |                          |  |  |  |  |  |
| 3 -       | 1:05.471                | + 14.646   | 9:18:58.482 | 11 - | 51.499        | + 0.674 | 9:25:59.301        |                          |  |  |  |  |  |
| 4 -       | 53.828                  | + 3.003    | 9:19:52.310 | 12 - | 51.871        | + 1.046 | 9:26:51.172        |                          |  |  |  |  |  |
| 5 -       | 53.844                  | + 3.019    | 9:20:46.154 | 13 - | 51.866        | + 1.041 | 9:27:43.038        |                          |  |  |  |  |  |
| 6 -       | 52.221                  | + 1.396    | 9:21:38.375 | 14 - | 51.002        | + 0.177 | 9:28:34.040        |                          |  |  |  |  |  |
| 7 -       | 53.768                  | + 2.943    | 9:22:32.143 | 15 - | 51.897        | + 1.072 | 9:29:25.937        |                          |  |  |  |  |  |
| 8 -       | 53.024                  | + 2.199    | 9:23:25.167 | 16 - | 51.218        | + 0.393 | 9:30:17.155        |                          |  |  |  |  |  |
| <b>18</b> | <b>Charles LOUGHRAN</b> |            |             |      |               |         | <b>S</b>           | <b>Radical SR3</b>       |  |  |  |  |  |
| 1 -       | 1:07.914                | + 15.513   | 9:17:29.866 | 9 -  | <b>52.401</b> |         | <b>9:24:44.482</b> |                          |  |  |  |  |  |
| 2 -       | 57.471                  | + 5.070    | 9:18:27.337 | 10 - | 53.762        | + 1.361 | 9:25:38.244        |                          |  |  |  |  |  |
| 3 -       | 56.738                  | + 4.337    | 9:19:24.075 | 11 - | 53.731        | + 1.330 | 9:26:31.975        |                          |  |  |  |  |  |
| 4 -       | 54.078                  | + 1.677    | 9:20:18.153 | 12 - | 52.909        | + 0.508 | 9:27:24.884        |                          |  |  |  |  |  |
| 5 -       | 53.800                  | + 1.399    | 9:21:11.953 | 13 - | 54.784        | + 2.383 | 9:28:19.668        |                          |  |  |  |  |  |
| 6 -       | 53.787                  | + 1.386    | 9:22:05.740 | 14 - | 56.488        | + 4.087 | 9:29:16.156        |                          |  |  |  |  |  |
| 7 -       | 53.052                  | + 0.651    | 9:22:58.792 | 15 - | 52.422        | + 0.021 | 9:30:08.578        |                          |  |  |  |  |  |
| 8 -       | 53.289                  | + 0.888    | 9:23:52.081 |      |               |         |                    |                          |  |  |  |  |  |
| <b>19</b> | <b>Gary KANE</b>        |            |             |      |               |         | <b>T</b>           | <b>Radical PR6</b>       |  |  |  |  |  |
| 1 -       | 1:04.221                | + 15.356   | 9:17:22.768 | 9 -  | 49.769        | + 0.904 | 9:24:14.968        |                          |  |  |  |  |  |
| 2 -       | 53.822                  | + 4.957    | 9:18:16.590 | 10 - | 49.377        | + 0.512 | 9:25:04.345        |                          |  |  |  |  |  |
| 3 -       | 52.808                  | + 3.943    | 9:19:09.398 | 11 - | 50.058        | + 1.193 | 9:25:54.403        |                          |  |  |  |  |  |
| 4 -       | 51.312                  | + 2.447    | 9:20:00.710 | 12 - | <b>48.865</b> |         | <b>9:26:43.268</b> |                          |  |  |  |  |  |
| 5 -       | 50.580                  | + 1.715    | 9:20:51.290 | 13 - | 49.783        | + 0.918 | 9:27:33.051        |                          |  |  |  |  |  |
| 6 -       | 50.951                  | + 2.086    | 9:21:42.241 | 14 - | 51.209        | + 2.344 | 9:28:24.260        |                          |  |  |  |  |  |
| 7 -       | 52.062                  | + 3.197    | 9:22:34.303 | 15 - | 51.923        | + 3.058 | 9:29:16.183        |                          |  |  |  |  |  |
| 8 -       | 50.896                  | + 2.031    | 9:23:25.199 | 16 - | 50.698        | + 1.833 | 9:30:06.881        |                          |  |  |  |  |  |
| <b>20</b> | <b>Simon FISH</b>       |            |             |      |               |         | <b>S</b>           | <b>Radical SR3</b>       |  |  |  |  |  |
| 1 -       | 1:07.169                | + 16.056   | 9:17:23.999 | 9 -  | 51.875        | + 0.762 | 9:24:33.101        |                          |  |  |  |  |  |
| 2 -       | 56.200                  | + 5.087    | 9:18:20.199 | 10 - | 51.942        | + 0.829 | 9:25:25.043        |                          |  |  |  |  |  |
| 3 -       | 54.778                  | + 3.665    | 9:19:14.977 | 11 - | 52.463        | + 1.350 | 9:26:17.506        |                          |  |  |  |  |  |
| 4 -       | 54.206                  | + 3.093    | 9:20:09.183 | 12 - | 51.913        | + 0.800 | 9:27:09.419        |                          |  |  |  |  |  |
| 5 -       | 53.353                  | + 2.240    | 9:21:02.536 | 13 - | 51.535        | + 0.422 | 9:28:00.954        |                          |  |  |  |  |  |
| 6 -       | 53.682                  | + 2.569    | 9:21:56.218 | 14 - | 51.429        | + 0.316 | 9:28:52.383        |                          |  |  |  |  |  |
| 7 -       | 52.511                  | + 1.398    | 9:22:48.729 | 15 - | <b>51.113</b> |         | <b>9:29:43.496</b> |                          |  |  |  |  |  |
| 8 -       | 52.497                  | + 1.384    | 9:23:41.226 | 16 - | 52.266        | + 1.153 | 9:30:35.762        |                          |  |  |  |  |  |
| <b>21</b> | <b>Paul MCCLUGHAN</b>   |            |             |      |               |         | <b>S</b>           | <b>Radical SR3</b>       |  |  |  |  |  |
| 1 -       | 1:06.305                | + 13.742   | 9:17:16.771 | 9 -  | 53.444        | + 0.881 | 9:24:44.057        |                          |  |  |  |  |  |
| 2 -       | 58.860                  | + 6.297    | 9:18:15.631 | 10 - | 53.093        | + 0.530 | 9:25:37.150        |                          |  |  |  |  |  |
| 3 -       | 56.666                  | + 4.103    | 9:19:12.297 | 11 - | 53.513        | + 0.950 | 9:26:30.663        |                          |  |  |  |  |  |
| 4 -       | 56.715                  | + 4.152    | 9:20:09.012 | 12 - | 53.335        | + 0.772 | 9:27:23.998        |                          |  |  |  |  |  |
| 5 -       | 56.386                  | + 3.823    | 9:21:05.398 | 13 - | 55.360        | + 2.797 | 9:28:19.358        |                          |  |  |  |  |  |
| 6 -       | 56.370                  | + 3.807    | 9:22:01.768 | 14 - | 53.803        | + 1.240 | 9:29:13.161        |                          |  |  |  |  |  |
| 7 -       | 54.840                  | + 2.277    | 9:22:56.608 | 15 - | <b>52.563</b> |         | <b>9:30:05.724</b> |                          |  |  |  |  |  |
| 8 -       | 54.005                  | + 1.442    | 9:23:50.613 | 16 - | 53.341        | + 0.778 | 9:30:59.065        |                          |  |  |  |  |  |
| <b>24</b> | <b>Paul STEELE</b>      |            |             |      |               |         | <b>T</b>           | <b>Radical SR3</b>       |  |  |  |  |  |
| 1 -       | 1:12.273                | + 20.622   | 9:16:30.669 | 8 -  | 53.020        | + 1.369 | 9:25:54.604        |                          |  |  |  |  |  |
| 2 -       | 1:04.353                | + 12.702   | 9:17:35.022 | 9 -  | 53.884        | + 2.233 | 9:26:48.488        |                          |  |  |  |  |  |
| 3 -       | 56.978                  | + 5.327    | 9:18:32.000 | 10 - | 52.716        | + 1.065 | 9:27:41.204        |                          |  |  |  |  |  |
| 4 -       | 55.539                  | + 3.888    | 9:19:27.539 | 11 - | <b>51.651</b> |         | <b>9:28:32.855</b> |                          |  |  |  |  |  |
| 5 -       | 2:05.035 P              | + 1:13.384 | 9:21:32.574 | 12 - | 53.312        | + 1.661 | 9:29:26.167        |                          |  |  |  |  |  |
| 6 -       | 2:32.663 P              | + 1:41.012 | 9:24:05.237 | 13 - | 52.795        | + 1.144 | 9:30:18.962        |                          |  |  |  |  |  |
| 7 -       | 56.347                  | + 4.696    | 9:25:01.584 |      |               |         |                    |                          |  |  |  |  |  |
| <b>25</b> | <b>Andrew HARWOOD</b>   |            |             |      |               |         | <b>C</b>           | <b>Radical Clubsport</b> |  |  |  |  |  |
| 1 -       | 1:15.143                | + 20.086   | 9:16:29.360 | 9 -  | 58.056        | + 2.999 | 9:24:23.485        |                          |  |  |  |  |  |
| 2 -       | 1:05.344                | + 10.287   | 9:17:34.704 | 10 - | 55.391        | + 0.334 | 9:25:18.876        |                          |  |  |  |  |  |
| 3 -       | 1:04.015                | + 8.958    | 9:18:38.719 | 11 - | 55.498        | + 0.441 | 9:26:14.374        |                          |  |  |  |  |  |

Brands Hatch Indy  
 Circuit Length = 1.1986 miles  
 Start: 09:15 End: 09:32

Weather / Track : Cloudy / Damp

# Radical Club Cup

## QUALIFYING - RACE 1 - LAP ANALYSIS

|           |                       |          |             |                          |               |         |                    |
|-----------|-----------------------|----------|-------------|--------------------------|---------------|---------|--------------------|
| 4 -       | 59.378                | + 4.321  | 9:19:38.097 | 12 -                     | <b>55.057</b> |         | <b>9:27:09.431</b> |
| 5 -       | 58.210                | + 3.153  | 9:20:36.307 | 13 -                     | 1:03.920      | + 8.863 | 9:28:13.351        |
| 6 -       | 56.899                | + 1.842  | 9:21:33.206 | 14 -                     | 1:02.745      | + 7.688 | 9:29:16.096        |
| 7 -       | 56.581                | + 1.524  | 9:22:29.787 | 15 -                     | 59.350        | + 4.293 | 9:30:15.446        |
| 8 -       | 55.642                | + 0.585  | 9:23:25.429 |                          |               |         |                    |
| <b>26</b> | <b>Mark BOOT</b>      |          | <b>C</b>    | <b>Radical Clubsport</b> |               |         |                    |
| 1 -       | 1:12.516              | + 16.289 | 9:17:36.580 | 4 -                      | 57.698        | + 1.471 | 9:20:40.340        |
| 2 -       | 1:05.110              | + 8.883  | 9:18:41.690 | 5 -                      | <b>56.227</b> |         | <b>9:21:36.567</b> |
| 3 -       | 1:00.952              | + 4.725  | 9:19:42.642 | 6 -                      | 57.048        | + 0.821 | 9:22:33.615        |
| <b>30</b> | <b>Gary RAMSDALE</b>  |          | <b>B</b>    | <b>Radical SR4</b>       |               |         |                    |
| 1 -       | 1:06.491              | + 10.376 | 9:24:27.514 | 5 -                      | 57.247        | + 1.132 | 9:28:19.269        |
| 2 -       | 57.473                | + 1.358  | 9:25:24.987 | 6 -                      | 57.001        | + 0.886 | 9:29:16.270        |
| 3 -       | 59.921                | + 3.806  | 9:26:24.908 | 7 -                      | <b>56.115</b> |         | <b>9:30:12.385</b> |
| 4 -       | 57.114                | + 0.999  | 9:27:22.022 |                          |               |         |                    |
| <b>32</b> | <b>Jon MORRIS</b>     |          | <b>C</b>    | <b>Radical Clubsport</b> |               |         |                    |
| 1 -       | 1:17.834              | + 18.968 | 9:16:39.764 | 8 -                      | 1:00.371      | + 1.505 | 9:24:24.468        |
| 2 -       | 1:11.788              | + 12.922 | 9:17:51.552 | 9 -                      | 58.966        | + 0.100 | 9:25:23.434        |
| 3 -       | 1:10.077              | + 11.211 | 9:19:01.629 | 10 -                     | 58.984        | + 0.118 | 9:26:22.418        |
| 4 -       | 1:08.930              | + 10.064 | 9:20:10.559 | 11 -                     | <b>58.866</b> |         | <b>9:27:21.284</b> |
| 5 -       | 1:09.434              | + 10.568 | 9:21:19.993 | 12 -                     | 1:02.765      | + 3.899 | 9:28:24.049        |
| 6 -       | 1:03.964              | + 5.098  | 9:22:23.957 | 13 -                     | 1:02.103      | + 3.237 | 9:29:26.152        |
| 7 -       | 1:00.140              | + 1.274  | 9:23:24.097 | 14 -                     | 59.504        | + 0.638 | 9:30:25.656        |
| <b>36</b> | <b>Nigel MORRISON</b> |          | <b>S</b>    | <b>Radical PR6</b>       |               |         |                    |
| 1 -       | 1:05.432              | + 14.031 | 9:25:34.006 | 5 -                      | 53.481        | + 2.080 | 9:29:12.021        |
| 2 -       | 55.539                | + 4.138  | 9:26:29.545 | 6 -                      | <b>51.401</b> |         | <b>9:30:03.422</b> |
| 3 -       | 53.595                | + 2.194  | 9:27:23.140 | 7 -                      | 51.708        | + 0.307 | 9:30:55.130        |
| 4 -       | 55.400                | + 3.999  | 9:28:18.540 |                          |               |         |                    |
| <b>37</b> | <b>Bill HENDERSON</b> |          | <b>T</b>    | <b>Radical SR3</b>       |               |         |                    |
| 1 -       | 1:12.435              | + 18.876 | 9:16:43.276 | 9 -                      | 56.334        | + 2.775 | 9:24:58.029        |
| 2 -       | 1:07.693              | + 14.134 | 9:17:50.969 | 10 -                     | 54.956        | + 1.397 | 9:25:52.985        |
| 3 -       | 1:05.764              | + 12.205 | 9:18:56.733 | 11 -                     | 54.669        | + 1.110 | 9:26:47.654        |
| 4 -       | 1:03.328              | + 9.769  | 9:20:00.061 | 12 -                     | 54.783        | + 1.224 | 9:27:42.437        |
| 5 -       | 1:02.014              | + 8.455  | 9:21:02.075 | 13 -                     | 54.733        | + 1.174 | 9:28:37.170        |
| 6 -       | 1:00.155              | + 6.596  | 9:22:02.230 | 14 -                     | <b>53.559</b> |         | <b>9:29:30.729</b> |
| 7 -       | 1:01.220              | + 7.661  | 9:23:03.450 | 15 -                     | 54.126        | + 0.567 | 9:30:24.855        |
| 8 -       | 58.245                | + 4.686  | 9:24:01.695 |                          |               |         |                    |
| <b>38</b> | <b>Don PATTERSON</b>  |          | <b>S</b>    | <b>Radical PR6</b>       |               |         |                    |
| 1 -       | 1:05.926              | + 12.668 | 9:16:39.498 | 4 -                      | 54.370        | + 1.112 | 9:19:30.646        |
| 2 -       | 59.724                | + 6.466  | 9:17:39.222 | 5 -                      | 54.595        | + 1.337 | 9:20:25.241        |
| 3 -       | 57.054                | + 3.796  | 9:18:36.276 | 6 -                      | <b>53.258</b> |         | <b>9:21:18.499</b> |
| <b>44</b> | <b>Barry MARKS</b>    |          | <b>S</b>    | <b>Radical PR6</b>       |               |         |                    |
| 1 -       | 1:05.569              | + 14.376 | 9:17:25.681 | 9 -                      | 53.655        | + 2.462 | 9:24:36.299        |
| 2 -       | 58.552                | + 7.359  | 9:18:24.233 | 10 -                     | 52.588        | + 1.395 | 9:25:28.887        |
| 3 -       | 54.026                | + 2.833  | 9:19:18.259 | 11 -                     | 54.931        | + 3.738 | 9:26:23.818        |
| 4 -       | 52.888                | + 1.695  | 9:20:11.147 | 12 -                     | 53.184        | + 1.991 | 9:27:17.002        |
| 5 -       | 54.262                | + 3.069  | 9:21:05.409 | 13 -                     | 53.049        | + 1.856 | 9:28:10.051        |
| 6 -       | 53.354                | + 2.161  | 9:21:58.763 | 14 -                     | 52.486        | + 1.293 | 9:29:02.537        |
| 7 -       | 52.030                | + 0.837  | 9:22:50.793 | 15 -                     | <b>51.193</b> |         | <b>9:29:53.730</b> |
| 8 -       | 51.851                | + 0.658  | 9:23:42.644 | 16 -                     | 51.695        | + 0.502 | 9:30:45.425        |
| <b>46</b> | <b>Sheridan BELL</b>  |          | <b>T</b>    | <b>Radical Prosport</b>  |               |         |                    |
| 1 -       | 1:14.682              | + 18.273 | 9:16:30.865 | 9 -                      | 57.023        | + 0.614 | 9:24:28.482        |
| 2 -       | 1:08.362              | + 11.953 | 9:17:39.227 | 10 -                     | 57.139        | + 0.730 | 9:25:25.621        |
| 3 -       | 1:02.422              | + 6.013  | 9:18:41.649 | 11 -                     | 58.279        | + 1.870 | 9:26:23.900        |
| 4 -       | 57.323                | + 0.914  | 9:19:38.972 | 12 -                     | 57.461        | + 1.052 | 9:27:21.361        |
| 5 -       | 58.738                | + 2.329  | 9:20:37.710 | 13 -                     | <b>56.409</b> |         | <b>9:28:17.770</b> |
| 6 -       | 57.868                | + 1.459  | 9:21:35.578 | 14 -                     | 1:02.128      | + 5.719 | 9:29:19.898        |

Brands Hatch Indy  
Circuit Length = 1.1986 miles  
Start: 09:15 End: 09:32

Weather / Track : Cloudy / Damp

# Radical Club Cup

## QUALIFYING - RACE 1 - LAP ANALYSIS

|           |  |            |             |      |               |          |                    |
|-----------|--|------------|-------------|------|---------------|----------|--------------------|
| 7 -       | 57.665                                 | + 1.256    | 9:22:33.243 | 15 - | 1:38.833 P    | + 42.424 | 9:30:58.731        |
| 8 -       | 58.216                                 | + 1.807    | 9:23:31.459 |      |               |          |                    |
| <b>55</b> | <b>Rachel DAVIES</b> B Radical SR4     |            |             |      |               |          |                    |
| 1 -       | 1:08.142                               | + 14.073   | 9:17:19.803 | 9 -  | 54.809        | + 0.740  | 9:24:50.716        |
| 2 -       | 59.007                                 | + 4.938    | 9:18:18.810 | 10 - | 54.660        | + 0.591  | 9:25:45.376        |
| 3 -       | 56.620                                 | + 2.551    | 9:19:15.430 | 11 - | 55.337        | + 1.268  | 9:26:40.713        |
| 4 -       | 55.833                                 | + 1.764    | 9:20:11.263 | 12 - | 54.294        | + 0.225  | 9:27:35.007        |
| 5 -       | 56.843                                 | + 2.774    | 9:21:08.106 | 13 - | <b>54.069</b> |          | <b>9:28:29.076</b> |
| 6 -       | 54.868                                 | + 0.799    | 9:22:02.974 | 14 - | 55.541        | + 1.472  | 9:29:24.617        |
| 7 -       | 55.550                                 | + 1.481    | 9:22:58.524 | 15 - | 54.462        | + 0.393  | 9:30:19.079        |
| 8 -       | 57.383                                 | + 3.314    | 9:23:55.907 |      |               |          |                    |
| <b>69</b> | <b>Darren ANLEY</b> B Radical Prosport |            |             |      |               |          |                    |
| 1 -       | 1:01.214                               | + 8.486    | 9:17:30.240 | 8 -  | 1:47.713      | + 54.985 | 9:25:45.547        |
| 2 -       | 1:54.074                               | + 1:01.346 | 9:19:24.314 | 9 -  | <b>52.728</b> |          | <b>9:26:38.275</b> |
| 3 -       | 55.195                                 | + 2.467    | 9:20:19.509 | 10 - | 52.812        | + 0.084  | 9:27:31.087        |
| 4 -       | 56.034                                 | + 3.306    | 9:21:15.543 | 11 - | 53.172        | + 0.444  | 9:28:24.259        |
| 5 -       | 54.199                                 | + 1.471    | 9:22:09.742 | 12 - | 54.436        | + 1.708  | 9:29:18.695        |
| 6 -       | 53.945                                 | + 1.217    | 9:23:03.687 | 13 - | 1:04.527      | + 11.799 | 9:30:23.222        |
| 7 -       | 54.147                                 | + 1.419    | 9:23:57.834 |      |               |          |                    |
| <b>70</b> | <b>Nigel MORRISON</b> S Radical PR6    |            |             |      |               |          |                    |
| 1 -       | 1:04.374                               | + 12.617   | 9:16:33.423 | 9 -  | 54.267        | + 2.510  | 9:23:58.443        |
| 2 -       | 1:05.141                               | + 13.384   | 9:17:38.564 | 10 - | 53.013        | + 1.256  | 9:24:51.456        |
| 3 -       | 56.205                                 | + 4.448    | 9:18:34.769 | 11 - | 52.210        | + 0.453  | 9:25:43.666        |
| 4 -       | 55.077                                 | + 3.320    | 9:19:29.846 | 12 - | <b>51.757</b> |          | <b>9:26:35.423</b> |
| 5 -       | 54.387                                 | + 2.630    | 9:20:24.233 | 13 - | 52.019        | + 0.262  | 9:27:27.442        |
| 6 -       | 53.949                                 | + 2.192    | 9:21:18.182 | 14 - | 52.454        | + 0.697  | 9:28:19.896        |
| 7 -       | 53.074                                 | + 1.317    | 9:22:11.256 | 15 - | 55.031        | + 3.274  | 9:29:14.927        |
| 8 -       | 52.920                                 | + 1.163    | 9:23:04.176 | 16 - | 51.958        | + 0.201  | 9:30:06.885        |
| <b>71</b> | <b>Tony MAISEY</b> S Radical SR3       |            |             |      |               |          |                    |
| 1 -       | 1:13.914                               | + 20.332   | 9:16:30.915 | 9 -  | 56.049        | + 2.467  | 9:24:06.420        |
| 2 -       | 1:05.232                               | + 11.650   | 9:17:36.147 | 10 - | 53.958        | + 0.376  | 9:25:00.378        |
| 3 -       | 57.450                                 | + 3.868    | 9:18:33.597 | 11 - | 53.849        | + 0.267  | 9:25:54.227        |
| 4 -       | 56.315                                 | + 2.733    | 9:19:29.912 | 12 - | 54.287        | + 0.705  | 9:26:48.514        |
| 5 -       | 55.944                                 | + 2.362    | 9:20:25.856 | 13 - | 54.719        | + 1.137  | 9:27:43.233        |
| 6 -       | 55.385                                 | + 1.803    | 9:21:21.241 | 14 - | 54.761        | + 1.179  | 9:28:37.994        |
| 7 -       | 55.261                                 | + 1.679    | 9:22:16.502 | 15 - | 53.916        | + 0.334  | 9:29:31.910        |
| 8 -       | 53.869                                 | + 0.287    | 9:23:10.371 | 16 - | <b>53.582</b> |          | <b>9:30:25.492</b> |
| <b>80</b> | <b>Shaun MELLORS</b> B Radical SR4     |            |             |      |               |          |                    |
| 1 -       | 1:14.969                               | + 17.022   | 9:16:24.472 | 4 -  | 58.576        | + 0.629  | 9:19:25.171        |
| 2 -       | 1:02.051                               | + 4.104    | 9:17:26.523 | 5 -  | <b>57.947</b> |          | <b>9:20:23.118</b> |
| 3 -       | 1:00.072                               | + 2.125    | 9:18:26.595 |      |               |          |                    |
| <b>91</b> | <b>David FRANKLAND</b> T Radical PR6   |            |             |      |               |          |                    |
| 1 -       | 1:09.262                               | + 11.867   | 9:17:23.344 | 8 -  | 1:00.781      | + 3.386  | 9:24:25.687        |
| 2 -       | 1:03.638                               | + 6.243    | 9:18:26.982 | 9 -  | 58.837        | + 1.442  | 9:25:24.524        |
| 3 -       | 1:02.694                               | + 5.299    | 9:19:29.676 | 10 - | 58.553        | + 1.158  | 9:26:23.077        |
| 4 -       | 1:00.375                               | + 2.980    | 9:20:30.051 | 11 - | 59.687        | + 2.292  | 9:27:22.764        |
| 5 -       | 58.481                                 | + 1.086    | 9:21:28.532 | 12 - | 1:02.091      | + 4.696  | 9:28:24.855        |
| 6 -       | 58.968                                 | + 1.573    | 9:22:27.500 | 13 - | 1:00.976      | + 3.581  | 9:29:25.831        |
| 7 -       | 57.406                                 | + 0.011    | 9:23:24.906 | 14 - | <b>57.395</b> |          | <b>9:30:23.226</b> |
| <b>95</b> | <b>Richard STABLES</b> B Radical SR4   |            |             |      |               |          |                    |
| 1 -       | 1:11.582                               | + 19.354   | 9:16:31.681 | 9 -  | 53.722        | + 1.494  | 9:24:13.628        |
| 2 -       | 1:08.511                               | + 16.283   | 9:17:40.192 | 10 - | 54.110        | + 1.882  | 9:25:07.738        |
| 3 -       | 1:01.853                               | + 9.625    | 9:18:42.045 | 11 - | 54.111        | + 1.883  | 9:26:01.849        |
| 4 -       | 57.699                                 | + 5.471    | 9:19:39.744 | 12 - | 53.406        | + 1.178  | 9:26:55.255        |
| 5 -       | 56.539                                 | + 4.311    | 9:20:36.283 | 13 - | 53.402        | + 1.174  | 9:27:48.657        |
| 6 -       | 54.311                                 | + 2.083    | 9:21:30.594 | 14 - | <b>52.228</b> |          | <b>9:28:40.885</b> |
| 7 -       | 54.498                                 | + 2.270    | 9:22:25.092 | 15 - | 52.386        | + 0.158  | 9:29:33.271        |

Brands Hatch Indy  
Circuit Length = 1.1986 miles  
Start: 09:15 End: 09:32

Weather / Track : Cloudy / Damp

# Radical Club Cup

## QUALIFYING - RACE 1 - LAP ANALYSIS

|           |                         |          |             |                    |               |            |                    |
|-----------|-------------------------|----------|-------------|--------------------|---------------|------------|--------------------|
| 8 -       | 54.814                  | + 2.586  | 9:23:19.906 | 16 -               | 52.944        | + 0.716    | 9:30:26.215        |
| <b>99</b> | <b>Peter COULDRIDGE</b> |          | <b>S</b>    | <b>Radical SR3</b> |               |            |                    |
| 1 -       | 1:18.145                | + 21.946 | 9:16:29.027 | 8 -                | <b>56.199</b> |            | <b>9:23:39.700</b> |
| 2 -       | 1:09.908                | + 13.709 | 9:17:38.935 | 9 -                | 57.528        | + 1.329    | 9:24:37.228        |
| 3 -       | 1:05.402                | + 9.203  | 9:18:44.337 | 10 -               | 57.915        | + 1.716    | 9:25:35.143        |
| 4 -       | 1:02.542                | + 6.343  | 9:19:46.879 | 11 -               | 1:00.686      | + 4.487    | 9:26:35.829        |
| 5 -       | 1:00.729                | + 4.530  | 9:20:47.608 | 12 -               | 56.750        | + 0.551    | 9:27:32.579        |
| 6 -       | 58.982                  | + 2.783  | 9:21:46.590 | 13 -               | 57.130        | + 0.931    | 9:28:29.709        |
| 7 -       | 56.911                  | + 0.712  | 9:22:43.501 | 14 -               | 2:48.161 P    | + 1:51.962 | 9:31:17.870        |

# Radical Club Cup

## RACE 1 - GRID

|        |                               |                               |
|--------|-------------------------------|-------------------------------|
| ROW 14 | 57.947<br>80 Shaun MELLORS    | 58.866<br>32 Jon MORRIS       |
| ROW 13 | 56.409<br>46 Sheridan BELL    | 57.395<br>91 David FRANKLAND  |
| ROW 12 | 56.199<br>99 Peter COULDRIDGE | 56.227<br>26 Mark BOOT        |
| ROW 11 | 55.057<br>25 Andrew HARWOOD   | 55.861<br>11 Ian CHARLES      |
| ROW 10 | 54.471<br>13 Simon GARMSTON   | 54.961<br>5 Mark ABBOTT       |
| ROW 9  | 53.582<br>71 Tony MAISEY      | 54.069<br>55 Rachel DAVIES    |
| ROW 8  | 53.258<br>38 Don PATTERSON    | 53.559<br>37 Bill HENDERSON   |
| ROW 7  | 52.563<br>21 Paul MCCLUGHAN   | 52.728<br>69 Darren ANLEY     |
| ROW 6  | 52.228<br>95 Richard STABLES  | 52.401<br>18 Charles LOUGHRAN |
| ROW 5  | 51.651<br>24 Paul STEELE      | 51.757<br>70 David THORBURN   |
| ROW 4  | 51.233<br>12 Steve BURGESS    | 51.640<br>15 Richard CARVER   |
| ROW 3  | 51.113<br>20 Simon FISH       | 51.193<br>44 Barry MARKS      |
| ROW 2  | 50.288<br>7 Darren LUKE       | 50.825<br>16 Colin MILLAR     |
| ROW 1  | 48.865<br>19 Gary KANE        | 49.227<br>3 Jonathan WRIGHT   |

**Pole**

Brands Hatch Indy  
Circuit Length = 1.1986 miles

**These results are provisional until the conclusion of any judicial and technical matters.**

Clerk of Course :

Timekeeper :



# Radical Club Cup

## RACE 1 - CLASSIFICATION

| POS            | NO | CL              | NAME              | ENTRY             | LAPS | TIME      | GAP     | DIFF      | MPH   | BEST       | ON |
|----------------|----|-----------------|-------------------|-------------------|------|-----------|---------|-----------|-------|------------|----|
| 1              | 3  | T               | Jonathan WRIGHT   | Radical PR6       | 26   | 20:17.515 |         |           | 92.14 | 45.549     | 5  |
| 2              | 19 | T               | Gary KANE         | Radical PR6       | 26   | 20:26.716 | 9.201   | 9.201     | 91.45 | 46.121     | 16 |
| 3              | 16 | T               | Colin MILLAR      | Radical PR6       | 26   | 20:40.302 | 22.787  | 13.586    | 90.45 | 46.245     | 6  |
| 4              | 7  | T               | Darren LUKE       | Radical PR6       | 26   | 20:41.944 | 24.429  | 1.642     | 90.33 | 45.949     | 7  |
| 5              | 12 | S               | Steve BURGESS     | Radical SR3       | 26   | 20:59.604 | 42.089  | 17.660    | 89.06 | 46.765     | 21 |
| 6              | 15 | S               | Richard CARVER    | Radical SR3       | 26   | 21:02.206 | 44.691  | 2.602     | 88.88 | 47.054     | 19 |
| 7              | 95 | B               | Richard STABLES   | Radical SR4       | 25   | 20:24.607 | 1 lap   | 1 lap     | 88.09 | 47.615     | 16 |
| 8              | 18 | S               | Charles LOUGHRAN  | Radical SR3       | 25   | 20:26.388 | 1 lap   | 1.781     | 87.96 | 47.466     | 18 |
| 9              | 70 | S               | David THORBURN    | Radical SR3       | 25   | 20:36.103 | 1 lap   | 9.715     | 87.27 | 46.990     | 17 |
| 10             | 38 | S               | Don PATTERSON     | Radical PR6       | 25   | 20:37.934 | 1 lap   | 1.831     | 87.14 | 47.659     | 21 |
| 11             | 37 | T               | Bill HENDERSON    | Radical SR3       | 25   | 20:39.591 | 1 lap   | 1.657     | 87.02 | 48.134     | 13 |
| 12             | 21 | S               | Paul MCCLUGHAN    | Radical SR3       | 25   | 20:41.884 | 1 lap   | 2.293     | 86.86 | 47.847     | 12 |
| 13             | 71 | S               | Tony MAISEY       | Radical SR3       | 25   | 20:43.385 | 1 lap   | 1.501     | 86.76 | 47.514     | 22 |
| 14             | 46 | T               | Sheridan BELL     | Radical Prosport  | 25   | 20:54.265 | 1 lap   | 10.880    | 86.00 | 48.954     | 21 |
| 15             | 91 | T               | David FRANKLAND   | Radical PR6       | 25   | 21:07.817 | 1 lap   | 13.552    | 85.08 | 48.861     | 13 |
| 16             | 55 | B               | Rachel DAVIES     | Radical SR4       | 24   | 20:26.295 | 2 laps  | 1 lap     | 84.45 | 49.636     | 6  |
| 17             | 80 | B               | Shaun MELLORS     | Radical SR4       | 24   | 20:32.944 | 2 laps  | 6.649     | 83.99 | 49.075     | 14 |
| 18             | 99 | S               | Peter COULDRIDGE  | Radical SR3       | 24   | 20:41.014 | 2 laps  | 8.070     | 83.44 | 49.228     | 16 |
| 19             | 26 | C               | Mark BOOT         | Radical Clubsport | 24   | 20:43.250 | 2 laps  | 2.236     | 83.29 | 50.004     | 10 |
| 20             | 25 | C               | Andrew HARWOOD    | Radical Clubsport | 24   | 20:57.650 | 2 laps  | 14.400    | 82.34 | 50.642     | 20 |
| 21             | 13 | C               | Simon GARMSTON    | Radical Clubsport | 24   | 20:58.964 | 2 laps  | 1.314     | 82.25 | 50.931     | 20 |
| 22             | 20 | S               | Simon FISH        | Radical SR3       | 24   | 21:03.157 | 2 laps  | 4.193     | 81.98 | 48.100     | 17 |
| 23             | 32 | C               | Jon MORRIS        | Radical Clubsport | 23   | 20:21.403 | 3 laps  | 1 lap     | 81.25 | 51.155     | 19 |
| 24             | 44 | S               | Barry MARKS       | Radical PR6       | 22   | 20:48.760 | 4 laps  | 1 lap     | 76.02 | 47.959     | 12 |
| NOT CLASSIFIED |    |                 |                   |                   |      |           |         |           |       |            |    |
| DNF            | 69 | B               | Darren ANLEY      | Radical Prosport  | 23   | 20:00.329 | 3 laps  | 0.000     | 82.68 | 48.379     | 15 |
| DNF            | 24 | T               | Paul STEELE       | Radical SR3       | 22   | 18:32.298 | 4 laps  | 1 lap     | 85.34 | 46.954     | 13 |
| DNF            | 5  | C               | Mark ABBOTT       | Radical Clubsport | 14   | 12:25.641 | 12 laps | 8 laps    | 81.01 | 51.860     | 11 |
| DNF            | 11 | C               | Ian CHARLES       | Radical Clubsport | 8    | 10:58.393 | 18 laps | 6 laps    | 52.43 | 53.780     | 4  |
| FASTEST LAP    |    |                 |                   |                   |      |           |         |           |       |            |    |
| 3              | T  | Jonathan WRIGHT | Radical PR6       |                   | 5    | 45.549    |         | 94.73 mph |       | 152.45 kph |    |
| 12             | S  | Steve BURGESS   | Radical SR3       |                   | 21   | 46.765    |         | 92.27 mph |       | 148.49 kph |    |
| 95             | B  | Richard STABLES | Radical SR4       |                   | 16   | 47.615    |         | 90.62 mph |       | 145.84 kph |    |
| 26             | C  | Mark BOOT       | Radical Clubsport |                   | 10   | 50.004    |         | 86.29 mph |       | 138.87 kph |    |

Weather / Track : Cloudy / Dry

These results are provisional until the conclusion of any judicial and technical matters.

Brands Hatch Indy  
Circuit Length = 1.1986 miles  
Start: 12:12 End: 12:34

|                   |              |
|-------------------|--------------|
| Clerk of Course : | Timekeeper : |
|-------------------|--------------|

# Radical Club Cup

## RACE 1 - LAP CHART

| Lap 1 |        |          | Lap 2 |        |          | Lap 3 |        |         | Lap 4 |        |         | Lap 5 |        |         |
|-------|--------|----------|-------|--------|----------|-------|--------|---------|-------|--------|---------|-------|--------|---------|
| No    | Behind | Laptime  | No    | Behind | Laptime  | No    | Behind | Laptime | No    | Behind | Laptime | No    | Behind | Laptime |
| 3     |        | 52.863   | 3     |        | 46.409   | 3     |        | 45.797  | 3     |        | 46.058  | 3     |        | 45.549  |
| 19    | 2.302  | 55.165   | 19    | 2.900  | 47.007   | 19    | 3.439  | 46.336  | 19    | 3.998  | 46.617  | 19    | 4.591  | 46.142  |
| 16    | 2.901  | 55.764   | 16    | 3.734  | 47.242   | 16    | 4.560  | 46.623  | 16    | 5.289  | 46.787  | 16    | 6.259  | 46.519  |
| 44    | 5.154  | 58.017   | 24    | 8.907  | 49.653   | 24    | 10.648 | 47.538  | 11    | 1 LAP  | 55.010  | 24    | 14.276 | 47.649  |
| 24    | 5.663  | 58.526   | 44    | 8.945  | 50.200   | 20    | 13.518 | 49.607  | 24    | 12.176 | 47.586  | 11    | 1 LAP  | 53.780  |
| 20    | 6.361  | 59.224   | 20    | 9.708  | 49.756   | 69    | 13.535 | 49.037  | 69    | 16.359 | 48.882  | 7     | 17.294 | 45.953  |
| 69    | 7.045  | 59.908   | 69    | 10.295 | 49.659   | 44    | 13.626 | 50.478  | 7     | 16.890 | 48.055  | 69    | 19.637 | 48.827  |
| 15    | 7.279  | 1:00.142 | 12    | 11.123 | 50.115   | 12    | 13.944 | 48.618  | 20    | 17.298 | 49.838  | 44    | 21.482 | 49.129  |
| 12    | 7.417  | 1:00.280 | 15    | 11.966 | 51.096   | 7     | 14.893 | 47.971  | 44    | 17.902 | 50.334  | 15    | 21.832 | 49.112  |
| 95    | 7.433  | 1:00.296 | 18    | 12.177 | 50.536   | 15    | 15.125 | 48.956  | 15    | 18.269 | 49.202  | 95    | 22.677 | 49.313  |
| 18    | 8.050  | 1:00.913 | 95    | 12.512 | 51.488   | 18    | 15.984 | 49.604  | 12    | 18.369 | 50.483  | 18    | 23.169 | 50.085  |
| 37    | 8.665  | 1:01.528 | 7     | 12.719 | 49.347   | 95    | 16.182 | 49.467  | 18    | 18.633 | 48.707  | 12    | 23.177 | 50.357  |
| 38    | 9.620  | 1:02.483 | 38    | 12.858 | 49.647   | 38    | 16.438 | 49.377  | 95    | 18.913 | 48.789  | 38    | 23.497 | 49.147  |
| 55    | 9.675  | 1:02.538 | 37    | 13.415 | 51.159   | 37    | 17.382 | 49.764  | 38    | 19.899 | 49.519  | 37    | 23.950 | 49.131  |
| 7     | 9.781  | 1:02.644 | 55    | 14.318 | 51.052   | 55    | 18.751 | 50.230  | 37    | 20.368 | 49.044  | 55    | 27.011 | 49.887  |
| 5     | 10.125 | 1:02.988 | 5     | 16.251 | 52.535   | 21    | 19.815 | 49.355  | 55    | 22.673 | 49.980  | 21    | 27.245 | 49.798  |
| 21    | 11.241 | 1:04.104 | 21    | 16.257 | 51.425   | 71    | 20.188 | 49.484  | 21    | 22.996 | 49.239  | 71    | 27.617 | 49.671  |
| 71    | 12.420 | 1:05.283 | 71    | 16.501 | 50.490   | 46    | 22.368 | 50.511  | 71    | 23.495 | 49.365  | 46    | 30.944 | 50.236  |
| 46    | 13.073 | 1:05.936 | 46    | 17.654 | 50.990   | 5     | 22.714 | 52.260  | 46    | 26.257 | 49.947  | 91    | 35.785 | 50.493  |
| 13    | 13.116 | 1:05.979 | 13    | 19.347 | 52.640   | 13    | 25.535 | 51.985  | 5     | 29.181 | 52.525  | 5     | 36.137 | 52.505  |
| 99    | 13.765 | 1:06.628 | 99    | 19.478 | 52.122   | 91    | 26.694 | 52.221  | 91    | 30.841 | 50.205  | 13    | 36.906 | 51.549  |
| 80    | 14.310 | 1:07.173 | 80    | 19.975 | 52.074   | 25    | 26.964 | 52.541  | 13    | 30.906 | 51.429  | 26    | 38.231 | 50.691  |
| 25    | 14.529 | 1:07.392 | 25    | 20.220 | 52.100   | 26    | 27.497 | 52.238  | 25    | 32.494 | 51.588  | 25    | 38.482 | 51.537  |
| 91    | 14.844 | 1:07.707 | 91    | 20.270 | 51.835   | 80    | 27.775 | 53.597  | 26    | 33.089 | 51.650  | 80    | 38.650 | 50.907  |
| 26    | 14.992 | 1:07.855 | 26    | 21.056 | 52.473   | 99    | 28.349 | 54.668  | 80    | 33.292 | 51.575  | 99    | 38.927 | 50.967  |
| 32    | 16.945 | 1:09.808 | 32    | 23.513 | 52.977   | 32    | 30.363 | 52.647  | 99    | 33.509 | 51.218  | 70    | 39.146 | 47.997  |
| 11    | 18.125 | 1:10.988 | 70    | 30.953 | 50.215   | 70    | 34.663 | 49.507  | 70    | 36.698 | 48.093  | 32    | 43.862 | 52.611  |
| 70    | 27.147 | 1:20.010 | 11    | 45.354 | 1:13.638 |       |        |         | 32    | 36.800 | 52.495  |       |        |         |

# Radical Club Cup

## RACE 1 - LAP CHART

| Lap 6 |        |            | Lap 7 |        |         | Lap 8 |        |         | Lap 9 |        |         | Lap 10 |        |         |
|-------|--------|------------|-------|--------|---------|-------|--------|---------|-------|--------|---------|--------|--------|---------|
| No    | Behind | Laptime    | No    | Behind | Laptime | No    | Behind | Laptime | No    | Behind | Laptime | No     | Behind | Laptime |
| 3     |        | 45.855     | 3     |        | 46.393  | 3     |        | 49.345  | 3     |        | 46.480  | 3      |        | 46.448  |
| 19    | 5.025  | 46.289     | 32    | 1 LAP  | 52.423  | 20    | 2 LAPS | 56.215  | 26    | 1 LAP  | 50.291  | 19     | 5.219  | 46.410  |
| 16    | 6.649  | 46.245     | 19    | 4.864  | 46.232  | 13    | 1 LAP  | 54.386  | 19    | 5.257  | 48.712  | 16     | 6.744  | 47.185  |
| 24    | 15.817 | 47.396     | 16    | 6.800  | 46.544  | 80    | 1 LAP  | 53.442  | 16    | 6.007  | 48.547  | 26     | 1 LAP  | 50.591  |
| 7     | 17.654 | 46.215     | 24    | 16.871 | 47.447  | 99    | 1 LAP  | 53.150  | 5     | 1 LAP  | 52.675  | 20     | 2 LAPS | 51.726  |
| 69    | 22.183 | 48.401     | 7     | 17.210 | 45.949  | 19    | 3.025  | 47.506  | 13    | 1 LAP  | 51.416  | 13     | 1 LAP  | 52.708  |
| 15    | 24.431 | 48.454     | 69    | 24.746 | 48.956  | 16    | 3.940  | 46.485  | 20    | 2 LAPS | 52.054  | 5      | 1 LAP  | 53.285  |
| 44    | 24.942 | 49.315     | 15    | 26.618 | 48.580  | 32    | 1 LAP  | 52.998  | 80    | 1 LAP  | 51.818  | 80     | 1 LAP  | 52.475  |
| 95    | 25.492 | 48.670     | 44    | 26.773 | 48.224  | 7     | 13.910 | 46.045  | 99    | 1 LAP  | 51.825  | 99     | 1 LAP  | 52.383  |
| 12    | 25.693 | 48.371     | 12    | 27.599 | 48.299  | 24    | 15.098 | 47.572  | 25    | 1 LAP  | 59.117  | 7      | 13.903 | 46.675  |
| 18    | 26.291 | 48.977     | 95    | 27.895 | 48.796  | 69    | 24.503 | 49.102  | 32    | 1 LAP  | 52.242  | 24     | 16.897 | 47.675  |
| 11    | 1 LAP  | 55.456     | 18    | 28.528 | 48.630  | 15    | 24.879 | 47.606  | 7     | 13.676 | 46.246  | 25     | 1 LAP  | 51.347  |
| 38    | 26.366 | 48.724     | 38    | 28.549 | 48.576  | 44    | 25.518 | 48.090  | 24    | 15.670 | 47.052  | 32     | 1 LAP  | 53.181  |
| 37    | 26.871 | 48.776     | 37    | 29.935 | 49.457  | 12    | 25.913 | 47.659  | 15    | 26.749 | 48.350  | 15     | 28.183 | 47.882  |
| 21    | 30.767 | 49.377     | 21    | 32.946 | 48.572  | 95    | 26.437 | 47.887  | 69    | 27.717 | 49.694  | 12     | 29.048 | 47.661  |
| 55    | 30.792 | 49.636     | 71    | 33.863 | 49.051  | 18    | 27.215 | 48.032  | 12    | 27.835 | 48.402  | 69     | 30.073 | 48.804  |
| 71    | 31.205 | 49.443     | 11    | 1 LAP  | 55.269  | 37    | 30.729 | 50.139  | 44    | 28.118 | 49.080  | 44     | 30.146 | 48.476  |
| 46    | 34.864 | 49.775     | 55    | 35.342 | 50.943  | 21    | 32.462 | 48.861  | 95    | 28.336 | 48.379  | 95     | 30.529 | 48.641  |
| 91    | 39.379 | 49.449     | 46    | 38.045 | 49.574  | 38    | 32.680 | 53.476  | 18    | 28.952 | 48.217  | 18     | 31.133 | 48.629  |
| 20    | 1 LAP  | 1:54.680 P | 91    | 42.057 | 49.071  | 71    | 32.999 | 48.481  | 37    | 32.677 | 48.428  | 37     | 34.894 | 48.665  |
| 5     | 42.219 | 51.937     | 70    | 46.093 | 49.707  | 55    | 36.571 | 50.574  | 21    | 34.376 | 48.394  | 21     | 35.956 | 48.028  |
| 13    | 42.751 | 51.700     | 26    | 48.398 | 51.787  | 46    | 37.987 | 49.287  | 38    | 34.445 | 48.245  | 38     | 36.197 | 48.200  |
| 70    | 42.779 | 49.488     | 25    | 48.931 | 51.645  | 11    | 1 LAP  | 56.115  | 71    | 35.219 | 48.700  | 71     | 36.968 | 48.197  |
| 26    | 43.004 | 50.628     | 5     | 49.302 | 53.476  | 91    | 42.429 | 49.717  | 55    | 40.427 | 50.336  | 46     | 43.662 | 49.424  |
| 25    | 43.679 | 51.052     |       |        |         | 70    | 44.396 | 47.648  | 46    | 40.686 | 49.179  | 55     | 44.365 | 50.386  |
| 80    | 44.097 | 51.302     |       |        |         |       |        |         | 91    | 45.787 | 49.838  |        |        |         |
| 99    | 44.548 | 51.476     |       |        |         |       |        |         | 70    | 46.107 | 48.191  |        |        |         |

# Radical Club Cup

## RACE 1 - LAP CHART

| Lap 11 |        |         | Lap 12 |        |         | Lap 13 |        |         | Lap 14 |        |            | Lap 15 |        |         |
|--------|--------|---------|--------|--------|---------|--------|--------|---------|--------|--------|------------|--------|--------|---------|
| No     | Behind | Laptime | No     | Behind | Laptime | No     | Behind | Laptime | No     | Behind | Laptime    | No     | Behind | Laptime |
| 3      |        | 47.431  | 3      |        | 46.641  | 3      |        | 46.311  | 3      |        | 46.108     | 3      |        | 46.495  |
| 70     | 1 LAP  | 49.102  | 55     | 1 LAP  | 50.082  | 46     | 1 LAP  | 49.567  | 11     | 6 LAPS | 3:58.137 P | 19     | 5.077  | 46.502  |
| 91     | 1 LAP  | 50.756  | 70     | 1 LAP  | 47.449  | 70     | 1 LAP  | 47.984  | 19     | 5.070  | 47.112     | 70     | 1 LAP  | 48.079  |
| 19     | 4.095  | 46.307  | 19     | 3.901  | 46.447  | 55     | 1 LAP  | 49.961  | 46     | 1 LAP  | 49.118     | 46     | 1 LAP  | 49.223  |
| 16     | 6.153  | 46.840  | 91     | 1 LAP  | 50.067  | 19     | 4.066  | 46.476  | 70     | 1 LAP  | 48.368     | 16     | 10.128 | 48.169  |
| 26     | 1 LAP  | 50.004  | 16     | 6.408  | 46.896  | 16     | 7.515  | 47.418  | 55     | 1 LAP  | 50.415     | 55     | 1 LAP  | 50.976  |
| 20     | 2 LAPS | 49.371  | 26     | 1 LAP  | 50.832  | 91     | 1 LAP  | 49.673  | 16     | 8.454  | 47.047     | 91     | 1 LAP  | 49.307  |
| 7      | 16.156 | 49.684  | 7      | 16.042 | 46.527  | 7      | 16.602 | 46.871  | 91     | 1 LAP  | 48.861     | 7      | 17.378 | 46.964  |
| 13     | 1 LAP  | 51.180  | 20     | 2 LAPS | 48.867  | 26     | 1 LAP  | 50.721  | 7      | 16.909 | 46.415     | 24     | 23.409 | 48.453  |
| 80     | 1 LAP  | 50.765  | 24     | 19.422 | 48.052  | 20     | 2 LAPS | 48.757  | 20     | 2 LAPS | 48.705     | 20     | 2 LAPS | 49.526  |
| 99     | 1 LAP  | 51.200  | 80     | 1 LAP  | 50.043  | 24     | 20.065 | 46.954  | 24     | 21.451 | 47.494     | 26     | 1 LAP  | 50.460  |
| 24     | 18.011 | 48.545  | 99     | 1 LAP  | 51.919  | 80     | 1 LAP  | 49.569  | 26     | 1 LAP  | 50.789     | 80     | 1 LAP  | 49.075  |
| 5      | 1 LAP  | 52.928  | 13     | 1 LAP  | 52.599  | 99     | 1 LAP  | 49.713  | 80     | 1 LAP  | 49.299     | 99     | 1 LAP  | 49.785  |
| 25     | 1 LAP  | 50.999  | 5      | 1 LAP  | 51.860  | 13     | 1 LAP  | 51.874  | 99     | 1 LAP  | 49.489     | 12     | 34.321 | 47.375  |
| 32     | 1 LAP  | 51.814  | 25     | 1 LAP  | 51.410  | 5      | 1 LAP  | 52.103  | 13     | 1 LAP  | 51.299     | 15     | 34.884 | 47.637  |
| 15     | 28.535 | 47.783  | 32     | 1 LAP  | 51.545  | 25     | 1 LAP  | 51.225  | 12     | 33.441 | 48.601     | 13     | 1 LAP  | 52.217  |
| 12     | 29.192 | 47.575  | 15     | 29.495 | 47.601  | 12     | 30.948 | 47.350  | 15     | 33.742 | 48.475     | 95     | 39.822 | 48.451  |
| 44     | 31.042 | 48.327  | 12     | 29.909 | 47.358  | 15     | 31.375 | 48.191  | 5      | 1 LAP  | 52.009     | 25     | 1 LAP  | 51.212  |
| 95     | 31.580 | 48.482  | 44     | 32.360 | 47.959  | 44     | 34.352 | 48.303  | 25     | 1 LAP  | 51.178     | 18     | 40.626 | 48.295  |
| 69     | 31.814 | 49.172  | 95     | 32.636 | 47.697  | 95     | 35.793 | 49.468  | 95     | 37.866 | 48.181     | 5      | 1 LAP  | 52.555  |
| 18     | 32.255 | 48.553  | 69     | 34.074 | 48.901  | 18     | 36.149 | 48.251  | 18     | 38.826 | 48.785     | 69     | 41.562 | 48.379  |
| 37     | 35.741 | 48.278  | 18     | 34.209 | 48.595  | 69     | 36.967 | 49.204  | 69     | 39.678 | 48.819     | 37     | 43.855 | 48.281  |
| 21     | 36.746 | 48.221  | 37     | 37.240 | 48.140  | 32     | 1 LAP  | 54.141  | 37     | 42.069 | 49.114     | 21     | 44.412 | 48.211  |
| 38     | 37.368 | 48.602  | 21     | 37.952 | 47.847  | 37     | 39.063 | 48.134  | 21     | 42.696 | 48.906     | 71     | 44.761 | 47.802  |
| 71     | 38.073 | 48.536  | 71     | 39.661 | 48.229  | 21     | 39.898 | 48.257  | 71     | 43.454 | 48.439     | 38     | 45.667 | 47.687  |
| 46     | 45.641 | 49.410  | 38     | 39.875 | 49.148  | 71     | 41.123 | 47.773  | 38     | 44.475 | 48.735     |        |        |         |
|        |        |         |        |        |         | 38     | 41.848 | 48.284  | 32     | 1 LAP  | 54.674     |        |        |         |

# Radical Club Cup

## RACE 1 - LAP CHART

| Lap 16 |        |         | Lap 17 |        |            | Lap 18 |        |         | Lap 19 |        |         | Lap 20 |        |         |
|--------|--------|---------|--------|--------|------------|--------|--------|---------|--------|--------|---------|--------|--------|---------|
| No     | Behind | Laptime | No     | Behind | Laptime    | No     | Behind | Laptime | No     | Behind | Laptime | No     | Behind | Laptime |
| 3      |        | 46.162  | 3      |        | 47.567     | 3      |        | 49.370  | 3      |        | 45.994  | 3      |        | 46.089  |
| 32     | 2 LAPS | 51.420  | 71     | 1 LAP  | 49.086     | 37     | 1 LAP  | 50.262  | 37     | 1 LAP  | 49.195  | 69     | 1 LAP  | 48.865  |
| 19     | 5.036  | 46.121  | 38     | 1 LAP  | 48.809     | 25     | 2 LAPS | 51.169  | 38     | 1 LAP  | 49.561  | 19     | 6.327  | 47.535  |
| 70     | 1 LAP  | 47.404  | 19     | 4.059  | 46.590     | 21     | 1 LAP  | 50.210  | 44     | 4 LAPS | 58.257  | 37     | 1 LAP  | 49.828  |
| 46     | 1 LAP  | 49.454  | 70     | 1 LAP  | 47.163     | 38     | 1 LAP  | 49.484  | 19     | 4.881  | 49.232  | 38     | 1 LAP  | 48.711  |
| 16     | 11.339 | 47.373  | 32     | 2 LAPS | 51.661     | 71     | 1 LAP  | 50.192  | 25     | 2 LAPS | 51.195  | 21     | 1 LAP  | 48.932  |
| 55     | 1 LAP  | 50.283  | 16     | 10.658 | 46.886     | 19     | 1.643  | 46.954  | 21     | 1 LAP  | 51.138  | 71     | 1 LAP  | 49.212  |
| 7      | 17.857 | 46.641  | 46     | 1 LAP  | 49.347     | 70     | 1 LAP  | 46.990  | 71     | 1 LAP  | 50.839  | 70     | 1 LAP  | 48.573  |
| 91     | 1 LAP  | 49.415  | 7      | 16.378 | 46.088     | 16     | 8.606  | 47.318  | 70     | 1 LAP  | 47.627  | 25     | 2 LAPS | 51.566  |
| 24     | 24.924 | 47.677  | 55     | 1 LAP  | 49.936     | 32     | 2 LAPS | 52.347  | 13     | 2 LAPS | 54.067  | 44     | 4 LAPS | 53.385  |
| 20     | 2 LAPS | 48.520  | 91     | 1 LAP  | 49.311     | 46     | 1 LAP  | 48.999  | 16     | 9.672  | 47.060  | 16     | 12.175 | 48.592  |
| 26     | 1 LAP  | 50.473  | 24     | 25.502 | 48.145     | 7      | 13.273 | 46.265  | 7      | 14.762 | 47.483  | 13     | 2 LAPS | 51.097  |
| 80     | 1 LAP  | 49.593  | 20     | 2 LAPS | 48.169     | 55     | 1 LAP  | 50.265  | 46     | 1 LAP  | 49.569  | 7      | 15.230 | 46.557  |
| 12     | 35.747 | 47.588  | 26     | 1 LAP  | 50.377     | 91     | 1 LAP  | 49.708  | 32     | 2 LAPS | 52.021  | 46     | 1 LAP  | 49.335  |
| 15     | 36.785 | 48.063  | 80     | 1 LAP  | 49.394     | 24     | 23.862 | 47.730  | 91     | 1 LAP  | 49.964  | 32     | 2 LAPS | 51.264  |
| 99     | 1 LAP  | 51.121  | 12     | 35.470 | 47.290     | 20     | 2 LAPS | 48.227  | 55     | 1 LAP  | 50.829  | 91     | 1 LAP  | 49.599  |
| 95     | 41.275 | 47.615  | 15     | 36.301 | 47.083     | 12     | 33.891 | 47.791  | 24     | 25.819 | 47.951  | 24     | 28.086 | 48.356  |
| 18     | 43.120 | 48.656  | 99     | 1 LAP  | 49.228     | 15     | 35.125 | 48.194  | 20     | 2 LAPS | 48.100  | 55     | 1 LAP  | 51.155  |
| 69     | 44.300 | 48.900  | 95     | 41.575 | 47.867     | 26     | 1 LAP  | 50.962  | 12     | 35.473 | 47.576  | 20     | 2 LAPS | 48.261  |
| 13     | 1 LAP  | 52.811  | 44     | 3 LAPS | 3:13.919 P | 80     | 1 LAP  | 51.034  | 15     | 36.185 | 47.054  | 12     | 36.667 | 47.283  |
| 25     | 1 LAP  | 51.949  | 18     | 43.297 | 47.744     | 99     | 1 LAP  | 50.192  | 26     | 1 LAP  | 50.568  | 15     | 37.805 | 47.709  |
| 37     | 46.730 | 49.037  | 69     | 45.364 | 48.631     | 95     | 40.193 | 47.988  | 80     | 1 LAP  | 50.445  | 80     | 1 LAP  | 49.635  |
| 21     | 47.335 | 49.085  | 13     | 1 LAP  | 51.389     | 18     | 41.393 | 47.466  | 95     | 43.627 | 49.428  | 26     | 1 LAP  | 51.131  |
|        |        |         |        |        |            | 69     | 45.899 | 49.905  | 18     | 44.452 | 49.053  | 95     | 45.215 | 47.677  |
|        |        |         |        |        |            |        |        |         | 99     | 1 LAP  | 52.176  | 18     | 45.873 | 47.510  |

Brands Hatch Indy  
 Circuit Length = 1.1986 miles  
 Start: 12:12 End: 12:34

# Radical Club Cup

## RACE 1 - LAP CHART

| Lap 21 |        |         | Lap 22 |        |         | Lap 23 |        |         | Lap 24 |        |         | Lap 25 |        |         |
|--------|--------|---------|--------|--------|---------|--------|--------|---------|--------|--------|---------|--------|--------|---------|
| No     | Behind | Laptime | No     | Behind | Laptime | No     | Behind | Laptime | No     | Behind | Laptime | No     | Behind | Laptime |
| 3      |        | 46.009  | 3      |        | 46.910  | 3      |        | 46.511  | 3      |        | 46.229  | 3      |        | 46.269  |
| 99     | 2 LAPS | 50.066  | 80     | 2 LAPS | 49.615  | 95     | 1 LAP  | 47.791  | 95     | 1 LAP  | 47.760  | 55     | 2 LAPS | 51.170  |
| 69     | 1 LAP  | 49.468  | 95     | 1 LAP  | 48.411  | 18     | 1 LAP  | 47.882  | 18     | 1 LAP  | 48.529  | 95     | 1 LAP  | 47.788  |
| 19     | 6.964  | 46.646  | 18     | 1 LAP  | 48.595  | 80     | 2 LAPS | 50.382  | 19     | 7.994  | 46.905  | 18     | 1 LAP  | 47.818  |
| 38     | 1 LAP  | 48.452  | 26     | 2 LAPS | 52.555  | 19     | 7.318  | 47.194  | 80     | 2 LAPS | 50.062  | 19     | 8.737  | 47.012  |
| 37     | 1 LAP  | 49.729  | 99     | 2 LAPS | 49.316  | 26     | 2 LAPS | 51.043  | 26     | 2 LAPS | 50.526  | 80     | 2 LAPS | 49.954  |
| 21     | 1 LAP  | 48.377  | 19     | 6.635  | 46.581  | 99     | 2 LAPS | 49.883  | 99     | 2 LAPS | 50.184  | 99     | 2 LAPS | 49.653  |
| 70     | 1 LAP  | 47.202  | 69     | 1 LAP  | 50.222  | 38     | 1 LAP  | 49.644  | 38     | 1 LAP  | 48.273  | 70     | 1 LAP  | 47.879  |
| 71     | 1 LAP  | 48.787  | 38     | 1 LAP  | 47.659  | 69     | 1 LAP  | 50.590  | 70     | 1 LAP  | 47.829  | 38     | 1 LAP  | 48.821  |
| 16     | 14.187 | 48.021  | 37     | 1 LAP  | 48.205  | 70     | 1 LAP  | 47.941  | 37     | 1 LAP  | 48.697  | 37     | 1 LAP  | 49.376  |
| 25     | 2 LAPS | 50.711  | 70     | 1 LAP  | 48.044  | 37     | 1 LAP  | 48.627  | 71     | 1 LAP  | 49.280  | 26     | 2 LAPS | 52.675  |
| 7      | 16.621 | 47.400  | 71     | 1 LAP  | 48.898  | 71     | 1 LAP  | 47.514  | 69     | 1 LAP  | 50.511  | 16     | 20.365 | 48.578  |
| 44     | 4 LAPS | 50.889  | 21     | 1 LAP  | 50.012  | 21     | 1 LAP  | 48.120  | 21     | 1 LAP  | 48.528  | 21     | 1 LAP  | 49.414  |
| 13     | 2 LAPS | 51.057  | 16     | 14.490 | 47.213  | 16     | 15.765 | 47.786  | 16     | 18.056 | 48.520  | 7      | 21.320 | 49.216  |
| 46     | 1 LAP  | 49.296  | 7      | 16.689 | 46.978  | 7      | 17.011 | 46.833  | 7      | 18.373 | 47.591  | 71     | 1 LAP  | 51.659  |
| 32     | 2 LAPS | 51.155  | 25     | 2 LAPS | 50.642  | 44     | 4 LAPS | 49.170  | 44     | 4 LAPS | 49.043  | 44     | 4 LAPS | 49.552  |
| 24     | 30.101 | 48.024  | 44     | 4 LAPS | 49.218  | 25     | 2 LAPS | 50.829  | 25     | 2 LAPS | 50.987  | 46     | 1 LAP  | 49.505  |
| 91     | 1 LAP  | 50.052  | 13     | 2 LAPS | 50.931  | 13     | 2 LAPS | 50.959  | 46     | 1 LAP  | 49.184  | 25     | 2 LAPS | 52.156  |
| 20     | 2 LAPS | 48.523  | 46     | 1 LAP  | 48.954  | 46     | 1 LAP  | 49.020  | 13     | 2 LAPS | 51.681  | 13     | 2 LAPS | 51.031  |
| 55     | 1 LAP  | 51.747  | 24     | 32.106 | 48.915  | 20     | 2 LAPS | 49.009  | 20     | 2 LAPS | 48.276  | 12     | 41.354 | 47.174  |
| 12     | 37.423 | 46.765  | 32     | 2 LAPS | 52.150  | 91     | 1 LAP  | 49.729  | 12     | 40.449 | 47.822  | 20     | 2 LAPS | 48.939  |
| 15     | 39.094 | 47.298  | 20     | 2 LAPS | 49.223  | 32     | 2 LAPS | 51.663  | 91     | 1 LAP  | 49.554  | 15     | 43.536 | 47.818  |
|        |        |         | 91     | 1 LAP  | 50.236  | 12     | 38.856 | 47.441  | 15     | 41.987 | 47.631  | 91     | 1 LAP  | 50.175  |
|        |        |         | 12     | 37.926 | 47.413  | 15     | 40.585 | 47.477  | 32     | 2 LAPS | 52.605  |        |        |         |
|        |        |         | 15     | 39.619 | 47.435  | 55     | 1 LAP  | 51.269  |        |        |         |        |        |         |
|        |        |         | 55     | 1 LAP  | 51.186  |        |        |         |        |        |         |        |        |         |


# Radical Club Cup

## RACE 1 - LAP CHART

| Lap 26 |        |         |
|--------|--------|---------|
| No     | Behind | Laptime |
| 3      |        | 46.222  |
| 32     | 3 LAPS | 51.561  |
| 95     | 1 LAP  | 48.277  |
| 55     | 2 LAPS | 51.459  |
| 18     | 1 LAP  | 48.326  |
| 19     | 9.201  | 46.686  |
| 80     | 2 LAPS | 49.716  |
| 70     | 1 LAP  | 47.613  |
| 38     | 1 LAP  | 48.670  |
| 37     | 1 LAP  | 48.597  |
| 16     | 22.787 | 48.644  |
| 99     | 2 LAPS | 52.652  |
| 21     | 1 LAP  | 49.473  |
| 7      | 24.429 | 49.331  |
| 26     | 2 LAPS | 51.930  |
| 71     | 1 LAP  | 48.974  |
| 44     | 4 LAPS | 49.395  |
| 46     | 1 LAP  | 49.425  |
| 25     | 2 LAPS | 52.103  |
| 13     | 2 LAPS | 50.980  |
| 12     | 42.089 | 46.957  |
| 15     | 44.691 | 47.377  |
| 20     | 2 LAPS | 49.584  |
| 91     | 1 LAP  | 50.874  |

# Radical Club Cup

## RACE 7 - GRID

|  |                    |                     |
|--|--------------------|---------------------|
| ROW 14   | 5 Mark ABBOTT      | 11 Ian CHARLES      |
| ROW 13   | 69 Darren ANLEY    | 24 Paul STEELE      |
| ROW 12   | 32 Jon MORRIS      | 44 Barry MARKS      |
| ROW 11   | 13 Simon GARMSTON  | 20 Simon FISH       |
| ROW 10   | 26 Mark BOOT       | 25 Andrew HARWOOD   |
| ROW 9  | 30 Gary RAMSDALE   | 99 Peter COULDRIDGE |
| ROW 8  | 91 David FRANKLAND | 55 Rachel DAVIES    |
| ROW 7  | 71 Tony MAISEY     | 46 Sheridan BELL    |
| ROW 6  | 37 Bill HENDERSON  | 21 Paul MCCLUGHAN   |
| ROW 5  | 70 David THORBURN  | 36 Nigel MORRISON   |
| ROW 4  | 95 Richard STABLES | 18 Charles LOUGHRAN |
| ROW 3  | 12 Steve BURGESS   | 15 Richard CARVER   |
| ROW 2  | 16 Colin MILLAR    | 7 Darren LUKE       |
| ROW 1  | 3 Jonathan WRIGHT  | 19 Gary KANE        |
| <b>Pole</b>  |                    |                     |
|  |                    |                     |

Brands Hatch Indy  
Circuit Length = 1.1986 miles

**These results are provisional until the conclusion of any judicial and technical matters.**

Clerk of Course :

Timekeeper :



# Radical Club Cup

## RACE 7 - CLASSIFICATION - AMENDED

| POS | NO | CL | NAME             | ENTRY             | LAPS | TIME      | GAP    | DIFF  | MPH   | BEST   | ON |
|-----|----|----|------------------|-------------------|------|-----------|--------|-------|-------|--------|----|
| 1   | 3  | T  | Jonathan WRIGHT  | Radical PR6       | 21   | 20:45.164 |        |       | 72.77 | 45.554 | 9  |
| 2   | 7  | T  | Darren LUKE      | Radical PR6       | 21   | 20:46.215 | 1.051  | 1.051 | 72.71 | 46.112 | 11 |
| 3   | 19 | T  | Gary KANE        | Radical PR6       | 21   | 20:50.165 | 5.001  | 3.950 | 72.48 | 46.494 | 2  |
| 4   | 16 | T  | Colin MILLAR     | Radical PR6       | 21   | 20:52.573 | 7.409  | 2.408 | 72.34 | 46.501 | 12 |
| 5   | 36 | S  | Nigel MORRISON   | Radical PR6       | 21   | 20:53.247 | 8.083  | 0.674 | 72.30 | 46.764 | 12 |
| 6   | 95 | B  | Richard STABLES  | Radical SR4       | 21   | 20:57.076 | 11.912 | 3.829 | 72.08 | 47.926 | 13 |
| 7   | 70 | S  | David THORBURN   | Radical SR3       | 21   | 20:59.203 | 14.039 | 2.127 | 71.96 | 48.110 | 14 |
| 8   | 18 | S  | Charles LOUGHRAN | Radical SR3       | 21   | 21:00.875 | 15.711 | 1.672 | 71.86 | 48.196 | 15 |
| 9   | 15 | S  | Richard CARVER   | Radical SR3       | 21   | 21:02.346 | 17.182 | 1.471 | 71.78 | 48.313 | 14 |
| 10  | 20 | S  | Simon FISH       | Radical SR3       | 21   | 21:02.816 | 17.652 | 0.470 | 71.75 | 48.072 | 9  |
| 11  | 21 | S  | Paul MCCLUGHAN   | Radical SR3       | 21   | 21:03.482 | 18.318 | 0.666 | 71.71 | 48.413 | 16 |
| 12  | 24 | T  | Paul STEELE      | Radical SR3       | 21   | 21:03.486 | 18.322 | 0.004 | 71.71 | 47.295 | 12 |
| 13  | 46 | T  | Sheridan BELL    | Radical Prosport  | 21   | 21:04.635 | 19.471 | 1.149 | 71.65 | 49.062 | 15 |
| 14  | 55 | B  | Rachel DAVIES    | Radical SR4       | 20   | 20:51.635 | 1 lap  | 1 lap | 68.95 | 49.732 | 12 |
| 15  | 44 | S  | Barry MARKS      | Radical PR6       | 20   | 20:51.835 | 1 lap  | 0.200 | 68.93 | 48.415 | 20 |
| 16  | 25 | C  | Andrew HARWOOD   | Radical Clubsport | 20   | 20:53.229 | 1 lap  | 1.394 | 68.86 | 49.593 | 12 |
| 17  | 91 | T  | David FRANKLAND  | Radical PR6       | 20   | 20:53.735 | 1 lap  | 0.506 | 68.83 | 50.243 | 16 |
| 18  | 30 | B  | Gary RAMSDALE    | Radical SR4       | 20   | 20:54.342 | 1 lap  | 0.607 | 68.80 | 49.681 | 15 |
| 19  | 26 | C  | Mark BOOT        | Radical Clubsport | 20   | 20:56.141 | 1 lap  | 1.799 | 68.70 | 50.134 | 13 |
| 20  | 13 | C  | Simon GARMSTON   | Radical Clubsport | 20   | 20:58.222 | 1 lap  | 2.081 | 68.58 | 51.239 | 20 |
| 21  | 32 | C  | Jon MORRIS       | Radical Clubsport | 20   | 20:58.532 | 1 lap  | 0.310 | 68.57 | 50.703 | 20 |

### NOT CLASSIFIED

|     |    |   |                  |                   |    |           |         |          |       |          |    |
|-----|----|---|------------------|-------------------|----|-----------|---------|----------|-------|----------|----|
| DNF | 37 | T | Bill HENDERSON   | Radical SR3       | 20 | 20:10.502 | 1 lap   |          | 71.29 | 48.049   | 15 |
| DNF | 71 | S | Tony MAISEY      | Radical SR3       | 15 | 17:01.410 | 6 laps  | 5 laps   | 63.36 | 49.300   | 13 |
| DNC | 12 | S | Steve BURGESS    | Radical SR3       | 15 | 20:50.067 | 6 laps  | 3:48.657 | 51.77 | 48.183   | 7  |
| DNF | 69 | B | Darren ANLEY     | Radical Prosport  | 14 | 18:47.689 | 7 laps  | 1 lap    | 53.57 | 49.608   | 11 |
| DNF | 11 | C | Ian CHARLES      | Radical Clubsport | 9  | 11:45.094 | 12 laps | 5 laps   | 55.07 | 53.656   | 8  |
| DNF | 99 | S | Peter COULDRIDGE | Radical SR3       | 1  | 1:04.315  | 20 laps | 8 laps   | 67.09 | 1:04.315 | 1  |

### FASTEST LAP

|    |   |                 |                   |    |        |           |            |
|----|---|-----------------|-------------------|----|--------|-----------|------------|
| 3  | T | Jonathan WRIGHT | Radical PR6       | 9  | 45.554 | 94.72 mph | 152.44 kph |
| 36 | S | Nigel MORRISON  | Radical PR6       | 12 | 46.764 | 92.27 mph | 148.49 kph |
| 95 | B | Richard STABLES | Radical SR4       | 13 | 47.926 | 90.03 mph | 144.89 kph |
| 25 | C | Andrew HARWOOD  | Radical Clubsport | 12 | 49.593 | 87.00 mph | 140.02 kph |

Car 44 - 3 second penalty - Contravention of regulation C(d)13 - Gaining unfair advantage

(whether inadvertently or not)

Weather / Track : Bright / Dry

These results are provisional until the conclusion of any judicial and technical matters.

Brands Hatch Indy

Circuit Length = 1.1986 miles

Start: 17:00 End: 17:21

|                   |  |              |  |
|-------------------|--|--------------|--|
| Clerk of Course : |  | Timekeeper : |  |
|-------------------|--|--------------|--|

# Radical Club Cup

## RACE 7 - LAP CHART

| Lap 1 |        |          | Lap 2 |        |         | Lap 3 |        |          | Lap 4 |        |          | Lap 5 |        |          |
|-------|--------|----------|-------|--------|---------|-------|--------|----------|-------|--------|----------|-------|--------|----------|
| No    | Behind | Laptime  | No    | Behind | Laptime | No    | Behind | Laptime  | No    | Behind | Laptime  | No    | Behind | Laptime  |
| 3     |        | 52.823   | 3     |        | 45.862  | 3     |        | 1:01.675 | 3     |        | 1:59.804 | 3     |        | 1:44.722 |
| 7     | 0.473  | 53.296   | 19    | 1.240  | 46.494  | 19    | 0.573  | 1:01.008 | 19    | 1.012  | 2:00.243 | 19    | 0.687  | 1:44.397 |
| 19    | 0.608  | 53.431   | 7     | 1.595  | 46.984  | 7     | 1.386  | 1:01.466 | 7     | 2.118  | 2:00.536 | 7     | 1.477  | 1:44.081 |
| 16    | 1.652  | 54.475   | 16    | 2.807  | 47.017  | 16    | 4.125  | 1:02.993 | 16    | 3.516  | 1:59.195 | 16    | 2.178  | 1:43.384 |
| 18    | 4.164  | 56.987   | 18    | 7.935  | 49.633  | 18    | 4.848  | 58.588   | 18    | 4.300  | 1:59.256 | 18    | 2.645  | 1:43.067 |
| 95    | 4.585  | 57.408   | 95    | 8.241  | 49.518  | 95    | 5.887  | 59.321   | 95    | 6.068  | 1:59.985 | 95    | 4.467  | 1:43.121 |
| 15    | 5.184  | 58.007   | 15    | 8.840  | 49.518  | 15    | 7.438  | 1:00.273 | 15    | 7.040  | 1:59.406 | 15    | 5.662  | 1:43.344 |
| 37    | 5.324  | 58.147   | 36    | 9.358  | 49.385  | 36    | 8.153  | 1:00.470 | 36    | 8.209  | 1:59.860 | 36    | 6.436  | 1:42.949 |
| 36    | 5.835  | 58.658   | 37    | 10.038 | 50.576  | 37    | 8.687  | 1:00.324 | 37    | 9.056  | 2:00.173 | 37    | 6.972  | 1:42.638 |
| 70    | 7.230  | 1:00.053 | 70    | 10.720 | 49.352  | 70    | 9.472  | 1:00.427 | 70    | 10.186 | 2:00.518 | 70    | 7.598  | 1:42.134 |
| 46    | 7.528  | 1:00.351 | 46    | 11.984 | 50.318  | 46    | 10.400 | 1:00.091 | 46    | 11.615 | 2:01.019 | 46    | 9.155  | 1:42.262 |
| 21    | 8.136  | 1:00.959 | 21    | 12.563 | 50.289  | 21    | 10.838 | 59.950   | 21    | 12.685 | 2:01.651 | 21    | 10.056 | 1:42.093 |
| 91    | 8.648  | 1:01.471 | 91    | 13.219 | 50.433  | 91    | 11.553 | 1:00.009 | 91    | 13.820 | 2:02.071 | 91    | 11.234 | 1:42.136 |
| 71    | 8.866  | 1:01.689 | 71    | 14.701 | 51.697  | 71    | 12.367 | 59.341   | 71    | 14.613 | 2:02.050 | 71    | 11.790 | 1:41.899 |
| 25    | 9.570  | 1:02.393 | 25    | 15.282 | 51.574  | 25    | 13.587 | 59.980   | 25    | 15.391 | 2:01.608 | 25    | 12.448 | 1:41.779 |
| 55    | 9.925  | 1:02.748 | 20    | 15.995 | 51.645  | 20    | 14.479 | 1:00.159 | 20    | 16.431 | 2:01.756 | 20    | 13.459 | 1:41.750 |
| 20    | 10.212 | 1:03.035 | 55    | 16.607 | 52.544  | 55    | 15.237 | 1:00.305 | 55    | 17.169 | 2:01.736 | 55    | 14.189 | 1:41.742 |
| 26    | 10.227 | 1:03.050 | 26    | 16.676 | 52.311  | 26    | 16.956 | 1:01.955 | 26    | 18.920 | 2:01.768 | 26    | 15.139 | 1:40.941 |
| 13    | 11.199 | 1:04.022 | 13    | 16.923 | 51.586  | 13    | 18.240 | 1:02.992 | 13    | 19.871 | 2:01.435 | 13    | 16.204 | 1:41.055 |
| 99    | 11.492 | 1:04.315 | 69    | 17.428 | 51.447  | 69    | 18.635 | 1:02.882 | 69    | 21.065 | 2:02.234 | 69    | 16.641 | 1:40.298 |
| 69    | 11.843 | 1:04.666 | 24    | 18.012 | 51.387  | 24    | 19.030 | 1:02.693 | 24    | 22.164 | 2:02.938 | 24    | 17.419 | 1:39.977 |
| 30    | 11.963 | 1:04.786 | 30    | 18.931 | 52.830  | 30    | 19.320 | 1:02.064 | 30    | 22.678 | 2:03.162 | 30    | 18.229 | 1:40.273 |
| 24    | 12.487 | 1:05.310 | 44    | 19.254 | 52.629  | 44    | 19.997 | 1:02.418 | 44    | 23.352 | 2:03.159 | 44    | 19.127 | 1:40.497 |
| 44    | 12.487 | 1:05.310 | 32    | 21.007 | 52.816  | 32    | 20.952 | 1:01.620 | 32    | 25.206 | 2:04.058 | 32    | 20.096 | 1:39.612 |
| 11    | 13.910 | 1:06.733 | 11    | 24.214 | 56.166  | 11    | 21.873 | 59.334   | 11    | 26.025 | 2:03.956 | 11    | 21.217 | 1:39.914 |
| 32    | 14.053 | 1:06.876 |       |        |         |       |        |          |       |        |          |       |        |          |

# Radical Club Cup

## RACE 7 - LAP CHART

| Lap 6 |        |            | Lap 7 |        |         | Lap 8 |        |         | Lap 9 |        |         | Lap 10 |        |         |
|-------|--------|------------|-------|--------|---------|-------|--------|---------|-------|--------|---------|--------|--------|---------|
| No    | Behind | Laptime    | No    | Behind | Laptime | No    | Behind | Laptime | No    | Behind | Laptime | No     | Behind | Laptime |
| 3     |        | 1:11.058   | 3     |        | 46.580  | 3     |        | 45.605  | 3     |        | 45.554  | 3      |        | 47.511  |
| 19    | 0.007  | 1:10.378   | 19    | 0.698  | 47.271  | 7     | 1.991  | 46.406  | 7     | 2.845  | 46.408  | 7      | 2.003  | 46.669  |
| 7     | 0.500  | 1:10.081   | 7     | 1.190  | 47.270  | 19    | 2.438  | 47.345  | 19    | 3.910  | 47.026  | 19     | 3.632  | 47.233  |
| 16    | 0.622  | 1:09.502   | 16    | 1.485  | 47.443  | 16    | 2.736  | 46.856  | 16    | 4.345  | 47.163  | 16     | 4.057  | 47.223  |
| 18    | 1.177  | 1:09.590   | 18    | 4.069  | 49.472  | 36    | 7.382  | 48.428  | 36    | 8.664  | 46.836  | 36     | 8.316  | 47.163  |
| 95    | 1.964  | 1:08.555   | 95    | 4.281  | 48.897  | 95    | 8.226  | 49.550  | 95    | 10.999 | 48.327  | 95     | 11.560 | 48.072  |
| 15    | 3.207  | 1:08.603   | 36    | 4.559  | 47.715  | 18    | 9.009  | 50.545  | 18    | 14.235 | 50.780  | 18     | 17.636 | 50.912  |
| 36    | 3.424  | 1:08.046   | 15    | 5.835  | 49.208  | 15    | 9.301  | 49.071  | 37    | 14.430 | 50.316  | 37     | 17.683 | 50.764  |
| 37    | 4.326  | 1:08.412   | 37    | 6.851  | 49.105  | 37    | 9.668  | 48.422  | 15    | 14.877 | 51.130  | 70     | 17.941 | 50.180  |
| 70    | 4.800  | 1:08.260   | 70    | 7.071  | 48.851  | 70    | 10.140 | 48.674  | 70    | 15.272 | 50.686  | 15     | 18.347 | 50.981  |
| 46    | 6.521  | 1:08.424   | 46    | 9.575  | 49.634  | 46    | 13.553 | 49.583  | 46    | 18.481 | 50.482  | 46     | 21.126 | 50.156  |
| 21    | 7.327  | 1:08.329   | 21    | 9.957  | 49.210  | 21    | 13.879 | 49.527  | 21    | 18.691 | 50.366  | 21     | 21.239 | 50.059  |
| 91    | 9.478  | 1:09.302   | 91    | 13.815 | 50.917  | 20    | 18.257 | 48.852  | 20    | 20.775 | 48.072  | 20     | 21.523 | 48.259  |
| 71    | 10.721 | 1:09.989   | 20    | 15.010 | 50.073  | 91    | 19.562 | 51.352  | 91    | 24.672 | 50.664  | 71     | 27.699 | 49.753  |
| 25    | 11.374 | 1:09.984   | 71    | 15.049 | 50.908  | 71    | 20.325 | 50.881  | 71    | 25.457 | 50.686  | 24     | 28.079 | 49.755  |
| 20    | 11.517 | 1:09.116   | 25    | 16.030 | 51.236  | 55    | 20.787 | 50.122  | 24    | 25.835 | 49.278  | 91     | 28.463 | 51.302  |
| 55    | 12.662 | 1:09.531   | 55    | 16.270 | 50.188  | 24    | 22.111 | 48.046  | 55    | 26.166 | 50.933  | 55     | 29.273 | 50.618  |
| 26    | 14.390 | 1:10.309   | 26    | 18.602 | 50.792  | 25    | 22.281 | 51.856  | 25    | 26.905 | 50.178  | 25     | 29.462 | 50.068  |
| 13    | 14.691 | 1:09.545   | 24    | 19.670 | 51.047  | 26    | 24.271 | 51.274  | 26    | 29.373 | 50.656  | 69     | 31.972 | 50.069  |
| 69    | 15.163 | 1:09.580   | 13    | 19.679 | 51.568  | 69    | 24.601 | 50.129  | 69    | 29.414 | 50.367  | 44     | 32.254 | 50.200  |
| 24    | 15.203 | 1:08.842   | 69    | 20.077 | 51.494  | 44    | 26.121 | 51.009  | 44    | 29.565 | 48.998  | 26     | 33.095 | 51.233  |
| 30    | 15.731 | 1:08.560   | 30    | 20.360 | 51.209  | 13    | 26.519 | 52.445  | 30    | 31.549 | 50.104  | 30     | 33.799 | 49.761  |
| 44    | 16.153 | 1:08.084   | 44    | 20.717 | 51.144  | 30    | 26.999 | 52.244  | 13    | 33.120 | 52.155  | 12     | 5 LAPS | 48.211  |
| 32    | 20.709 | 1:11.671   | 32    | 26.452 | 52.323  | 12    | 5 LAPS | 49.294  | 12    | 5 LAPS | 48.549  | 13     | 37.417 | 51.808  |
| 11    | 20.907 | 1:10.748   | 12    | 5 LAPS | 51.717  | 32    | 32.780 | 51.933  | 32    | 38.476 | 51.250  | 32     | 42.155 | 51.190  |
| 12    | 5 LAPS | 7:57.382 P | 11    | 28.042 | 53.715  | 11    | 36.093 | 53.656  |       |        |         |        |        |         |

# Radical Club Cup

## RACE 7 - LAP CHART

| Lap 11 |        |            | Lap 12 |        |         | Lap 13 |        |         | Lap 14 |        |         | Lap 15 |        |         |
|--------|--------|------------|--------|--------|---------|--------|--------|---------|--------|--------|---------|--------|--------|---------|
| No     | Behind | Laptime    | No     | Behind | Laptime | No     | Behind | Laptime | No     | Behind | Laptime | No     | Behind | Laptime |
| 3      |        | 46.211     | 3      |        | 46.555  | 3      |        | 47.126  | 3      |        | 46.368  | 3      |        | 46.885  |
| 7      | 1.904  | 46.112     | 32     | 1 LAP  | 51.068  | 13     | 1 LAP  | 52.037  | 7      | 1.163  | 46.303  | 7      | 1.385  | 47.107  |
| 19     | 4.215  | 46.794     | 7      | 1.764  | 46.415  | 7      | 1.228  | 46.590  | 19     | 5.567  | 47.652  | 30     | 1 LAP  | 50.634  |
| 16     | 4.899  | 47.053     | 19     | 4.247  | 46.587  | 19     | 4.283  | 47.162  | 16     | 5.912  | 47.630  | 26     | 1 LAP  | 51.827  |
| 36     | 9.242  | 47.137     | 16     | 4.845  | 46.501  | 16     | 4.650  | 46.931  | 13     | 1 LAP  | 52.422  | 19     | 5.397  | 46.715  |
| 95     | 13.804 | 48.455     | 36     | 9.451  | 46.764  | 32     | 1 LAP  | 51.734  | 32     | 1 LAP  | 51.383  | 16     | 5.975  | 46.948  |
| 11     | 2 LAPS | 2:00.872 P | 95     | 15.335 | 48.086  | 36     | 9.696  | 47.371  | 36     | 10.792 | 47.464  | 13     | 1 LAP  | 51.337  |
| 37     | 20.431 | 48.959     | 37     | 22.286 | 48.410  | 95     | 16.135 | 47.926  | 95     | 18.080 | 48.313  | 36     | 11.765 | 47.858  |
| 70     | 20.917 | 49.187     | 70     | 22.686 | 48.324  | 37     | 23.578 | 48.418  | 37     | 25.303 | 48.093  | 32     | 1 LAP  | 50.910  |
| 18     | 22.068 | 50.643     | 18     | 25.890 | 50.377  | 70     | 23.866 | 48.306  | 70     | 25.608 | 48.110  | 95     | 19.310 | 48.115  |
| 15     | 22.451 | 50.315     | 15     | 26.064 | 50.168  | 15     | 27.420 | 48.482  | 15     | 29.365 | 48.313  | 37     | 26.467 | 48.049  |
| 21     | 23.626 | 48.598     | 21     | 26.631 | 49.560  | 18     | 28.047 | 49.283  | 18     | 30.297 | 48.618  | 70     | 26.849 | 48.126  |
| 20     | 24.301 | 48.989     | 20     | 26.988 | 49.242  | 21     | 28.418 | 48.913  | 21     | 30.676 | 48.626  | 15     | 30.923 | 48.443  |
| 46     | 25.528 | 50.613     | 46     | 28.652 | 49.679  | 20     | 28.645 | 48.783  | 20     | 31.104 | 48.827  | 18     | 31.608 | 48.196  |
| 24     | 30.352 | 48.484     | 24     | 31.092 | 47.295  | 46     | 31.193 | 49.667  | 24     | 34.125 | 48.985  | 21     | 33.304 | 49.513  |
| 71     | 31.494 | 50.006     | 71     | 35.238 | 50.299  | 24     | 31.508 | 47.542  | 46     | 34.733 | 49.908  | 20     | 33.657 | 49.438  |
| 55     | 33.085 | 50.023     | 55     | 36.262 | 49.732  | 71     | 37.412 | 49.300  | 71     | 40.733 | 49.689  | 24     | 34.652 | 47.412  |
| 25     | 33.551 | 50.300     | 25     | 36.589 | 49.593  | 55     | 39.310 | 50.174  | 55     | 42.777 | 49.835  | 46     | 36.910 | 49.062  |
| 91     | 33.643 | 51.391     | 91     | 37.339 | 50.251  | 25     | 39.519 | 50.056  | 25     | 42.864 | 49.713  | 12     | 5 LAPS | 49.890  |
| 69     | 35.369 | 49.608     | 44     | 38.500 | 49.573  | 91     | 40.543 | 50.330  | 12     | 5 LAPS | 48.729  | 55     | 47.747 | 51.855  |
| 44     | 35.482 | 49.439     | 69     | 38.792 | 49.978  | 12     | 5 LAPS | 49.053  | 91     | 44.969 | 50.794  | 44     | 47.963 | 49.815  |
| 12     | 5 LAPS | 49.559     | 12     | 5 LAPS | 48.183  | 44     | 41.328 | 49.954  | 44     | 45.033 | 50.073  |        |        |         |
| 26     | 37.309 | 50.425     | 26     | 41.711 | 50.957  | 69     | 42.507 | 50.841  | 69     | 45.788 | 49.649  |        |        |         |
| 30     | 38.395 | 50.807     | 30     | 42.012 | 50.172  | 26     | 44.719 | 50.134  |        |        |         |        |        |         |
| 13     | 42.749 | 51.543     |        |        |         | 30     | 45.210 | 50.324  |        |        |         |        |        |         |

# Radical Club Cup

## RACE 7 - LAP CHART

| Lap 16 |        |         | Lap 17 |        |            | Lap 18 |        |          | Lap 19 |        |          | Lap 20 |        |          |
|--------|--------|---------|--------|--------|------------|--------|--------|----------|--------|--------|----------|--------|--------|----------|
| No     | Behind | Laptime | No     | Behind | Laptime    | No     | Behind | Laptime  | No     | Behind | Laptime  | No     | Behind | Laptime  |
| 3      |        | 47.980  | 3      |        | 46.447     | 3      |        | 53.103   | 3      |        | 1:54.804 | 3      |        | 1:02.062 |
| 25     | 1 LAP  | 52.141  | 12     | 6 LAPS | 49.575     | 12     | 6 LAPS | 53.191   | 12     | 6 LAPS | 1:54.253 | 7      | 1.283  | 1:01.129 |
| 7      | 1.578  | 48.173  | 7      | 2.739  | 47.608     | 7      | 5.808  | 56.172   | 7      | 2.216  | 1:51.212 | 12     | 6 LAPS | 1:02.507 |
| 91     | 1 LAP  | 52.784  | 55     | 1 LAP  | 50.600     | 55     | 1 LAP  | 55.892   | 55     | 1 LAP  | 1:50.800 | 44     | 1 LAP  | 59.951   |
| 30     | 1 LAP  | 49.681  | 44     | 1 LAP  | 50.836     | 44     | 1 LAP  | 55.823   | 44     | 1 LAP  | 1:51.508 | 55     | 1 LAP  | 1:01.279 |
| 19     | 5.319  | 47.902  | 25     | 1 LAP  | 51.595     | 25     | 1 LAP  | 55.535   | 25     | 1 LAP  | 1:51.819 | 25     | 1 LAP  | 1:00.283 |
| 16     | 5.572  | 47.577  | 91     | 1 LAP  | 50.243     | 91     | 1 LAP  | 55.495   | 91     | 1 LAP  | 1:51.239 | 19     | 3.862  | 59.028   |
| 26     | 1 LAP  | 50.801  | 19     | 6.986  | 48.114     | 19     | 9.461  | 55.578   | 19     | 6.896  | 1:52.239 | 91     | 1 LAP  | 1:00.428 |
| 36     | 13.125 | 49.340  | 16     | 7.197  | 48.072     | 16     | 9.971  | 55.877   | 16     | 7.779  | 1:52.612 | 16     | 4.274  | 58.557   |
| 13     | 1 LAP  | 52.150  | 30     | 1 LAP  | 50.503     | 30     | 1 LAP  | 55.354   | 30     | 1 LAP  | 1:52.389 | 30     | 1 LAP  | 59.137   |
| 32     | 1 LAP  | 51.453  | 26     | 1 LAP  | 51.325     | 26     | 1 LAP  | 53.273   | 26     | 1 LAP  | 1:52.440 | 36     | 6.701  | 59.390   |
| 95     | 20.896 | 49.566  | 36     | 29.717 | 1:03.039   | 36     | 32.368 | 55.754   | 36     | 9.373  | 1:31.809 | 26     | 1 LAP  | 1:00.388 |
| 37     | 26.676 | 48.189  | 13     | 1 LAP  | 1:01.232   | 13     | 1 LAP  | 55.859   | 13     | 1 LAP  | 1:31.289 | 13     | 1 LAP  | 1:00.503 |
| 70     | 27.019 | 48.150  | 32     | 1 LAP  | 1:00.134   | 32     | 1 LAP  | 55.834   | 32     | 1 LAP  | 1:31.075 | 32     | 1 LAP  | 1:00.889 |
| 15     | 31.861 | 48.918  | 95     | 34.869 | 1:00.420   | 95     | 34.393 | 52.627   | 95     | 10.948 | 1:31.359 | 95     | 9.246  | 1:00.360 |
| 18     | 32.075 | 48.447  | 37     | 37.389 | 57.160     | 37     | 45.440 | 1:01.154 | 37     | 11.760 | 1:21.124 | 37     | 11.767 | 1:02.069 |
| 21     | 33.737 | 48.413  | 70     | 38.978 | 58.406     | 70     | 45.852 | 59.977   | 70     | 12.576 | 1:21.528 | 70     | 11.879 | 1:01.365 |
| 20     | 34.246 | 48.569  | 18     | 39.514 | 53.886     | 18     | 46.282 | 59.871   | 18     | 13.160 | 1:21.682 | 18     | 13.568 | 1:02.470 |
| 24     | 34.533 | 47.861  | 15     | 42.143 | 56.729     | 15     | 47.281 | 58.241   | 15     | 14.009 | 1:21.532 | 15     | 14.243 | 1:02.296 |
| 46     | 39.032 | 50.102  | 21     | 42.874 | 55.584     | 21     | 48.495 | 58.724   | 21     | 14.588 | 1:20.897 | 21     | 14.490 | 1:01.964 |
|        |        |         | 20     | 43.781 | 55.982     | 20     | 48.929 | 58.251   | 20     | 15.181 | 1:21.056 | 20     | 14.753 | 1:01.634 |
|        |        |         | 24     | 45.194 | 57.108     | 24     | 49.583 | 57.492   | 24     | 16.648 | 1:21.869 | 24     | 14.927 | 1:00.341 |
|        |        |         | 46     | 46.451 | 53.866     | 46     | 52.347 | 58.999   | 46     | 17.902 | 1:20.359 | 46     | 15.726 | 59.886   |
|        |        |         | 71     | 2 LAPS | 2:33.223 P |        |        |          |        |        |          |        |        |          |

# Radical Club Cup

## RACE 7 - LAP CHART

| Lap 21 |        |         |
|--------|--------|---------|
| No     | Behind | Laptime |
| 3      |        | 46.429  |
| 7      | 1.051  | 46.197  |
| 44     | 1 LAP  | 48.415  |
| 12     | 6 LAPS | 49.974  |
| 19     | 5.001  | 47.568  |
| 55     | 1 LAP  | 50.978  |
| 16     | 7.409  | 49.564  |
| 25     | 1 LAP  | 51.538  |
| 36     | 8.083  | 47.811  |
| 91     | 1 LAP  | 51.123  |
| 30     | 1 LAP  | 50.348  |
| 26     | 1 LAP  | 50.282  |
| 95     | 11.912 | 49.095  |
| 13     | 1 LAP  | 51.239  |
| 32     | 1 LAP  | 50.703  |
| 70     | 14.039 | 48.589  |
| 18     | 15.711 | 48.572  |
| 15     | 17.182 | 49.368  |
| 20     | 17.652 | 49.328  |
| 21     | 18.318 | 50.257  |
| 24     | 18.322 | 49.824  |
| 46     | 19.471 | 50.174  |

# BARC Westfield Sportscar Series

## QUALIFYING - RACE 2 - CLASSIFICATION

| POS | NO | CL | NAME                   | ENTRY                           | TIME            | ON | LAPS | GAP          | DIFF  | MPH   |
|-----|----|----|------------------------|---------------------------------|-----------------|----|------|--------------|-------|-------|
| 1   | 1  | B  | Andrew SPENCER         | Westfield SE                    | <b>56.588</b>   | 14 | 15   |              |       | 76.25 |
| 2   | 26 | B  | Chris DAVISON          | Westfield Widebody SE Zetec 1.8 | <b>57.048</b>   | 15 | 15   | <b>0.460</b> | 0.460 | 75.63 |
| 3   | 24 | B  | Simon PRYKE            | Westfield SEW                   | <b>58.000</b>   | 14 | 15   | <b>1.412</b> | 0.952 | 74.39 |
| 4   | 13 | B  | Matthew JONES          | Westfield SE                    | <b>58.088</b>   | 11 | 12   | <b>1.500</b> | 0.088 | 74.28 |
| 5   | 71 | B  | Martin GARTSIDE        | Westfield SE                    | <b>58.657</b>   | 15 | 15   | <b>2.069</b> | 0.569 | 73.56 |
| 6   | 19 | B  | Chris GOULD            | Westfield SE                    | <b>58.868</b>   | 12 | 12   | <b>2.280</b> | 0.211 | 73.30 |
| 7   | 2  | B  | Nick FLOWERS           | Westfield SE                    | <b>58.900</b>   | 14 | 15   | <b>2.312</b> | 0.032 | 73.26 |
| 8   | 29 | B  | Will CHAPPELL          | Westfield SEi Turbo             | <b>59.081</b>   | 14 | 14   | <b>2.493</b> | 0.181 | 73.03 |
| 9   | 17 | B  | Harry GORDON-FINLAYSON | Westfield SEW                   | <b>59.699</b>   | 13 | 14   | <b>3.111</b> | 0.618 | 72.28 |
| 10  | 60 | B  | Mark CALLAHAN          | Westfield SE                    | <b>1:00.327</b> | 14 | 14   | <b>3.739</b> | 0.628 | 71.52 |
| 11  | 25 | B  | Nick GROUT             | Westfield Zetec                 | <b>1:00.618</b> | 14 | 14   | <b>4.030</b> | 0.291 | 71.18 |
| 12  | 3  | B  | Brian SMALL            | Westfield SE                    | <b>1:00.683</b> | 14 | 14   | <b>4.095</b> | 0.065 | 71.10 |
| 13  | 36 | B  | Jon CHAPPELL           | Westfield SEi                   | <b>1:01.043</b> | 12 | 14   | <b>4.455</b> | 0.360 | 70.68 |
| 14  | 14 | B  | Seamus HARDING         | Westfield 1800 Zetec            | <b>1:01.123</b> | 12 | 14   | <b>4.535</b> | 0.080 | 70.59 |

Weather / Track : Cloudy / Damp

These results are provisional until the conclusion of any judicial and technical matters.

Brands Hatch Indy  
 Circuit Length = 1.1986 miles  
 Start: 09:37 End: 09:53

|                   |  |              |
|-------------------|--|--------------|
| Clerk of Course : |  | Timekeeper : |
|-------------------|--|--------------|

# BARC Westfield Sportscar Series

## QUALIFYING - RACE 2 - LAP ANALYSIS

|           |                               |            |             |      |                 |          |                    |                             |  |  |  |  |  |
|-----------|-------------------------------|------------|-------------|------|-----------------|----------|--------------------|-----------------------------|--|--|--|--|--|
| <b>1</b>  | <b>Andrew SPENCER</b>         |            |             |      |                 |          | <b>B</b>           | <b>Westfield SE</b>         |  |  |  |  |  |
| 1 -       | 1:05.665                      | + 9.077    | 9:38:42.705 | 9 -  | 57.777          | + 1.189  | 9:46:35.258        |                             |  |  |  |  |  |
| 2 -       | 1:01.854                      | + 5.266    | 9:39:44.559 | 10 - | 57.859          | + 1.271  | 9:47:33.117        |                             |  |  |  |  |  |
| 3 -       | 1:00.132                      | + 3.544    | 9:40:44.691 | 11 - | 57.619          | + 1.031  | 9:48:30.736        |                             |  |  |  |  |  |
| 4 -       | 59.166                        | + 2.578    | 9:41:43.857 | 12 - | 57.392          | + 0.804  | 9:49:28.128        |                             |  |  |  |  |  |
| 5 -       | 58.732                        | + 2.144    | 9:42:42.589 | 13 - | 57.112          | + 0.524  | 9:50:25.240        |                             |  |  |  |  |  |
| 6 -       | 58.405                        | + 1.817    | 9:43:40.994 | 14 - | <b>56.588</b>   |          | <b>9:51:21.828</b> |                             |  |  |  |  |  |
| 7 -       | 58.501                        | + 1.913    | 9:44:39.495 | 15 - | 56.731          | + 0.143  | 9:52:18.559        |                             |  |  |  |  |  |
| 8 -       | 57.986                        | + 1.398    | 9:45:37.481 |      |                 |          |                    |                             |  |  |  |  |  |
| <b>2</b>  | <b>Nick FLOWERS</b>           |            |             |      |                 |          | <b>B</b>           | <b>Westfield SE</b>         |  |  |  |  |  |
| 1 -       | 1:11.118                      | + 12.218   | 9:38:44.092 | 9 -  | 1:01.055        | + 2.155  | 9:46:57.353        |                             |  |  |  |  |  |
| 2 -       | 1:03.541                      | + 4.641    | 9:39:47.633 | 10 - | 59.999          | + 1.099  | 9:47:57.352        |                             |  |  |  |  |  |
| 3 -       | 1:02.239                      | + 3.339    | 9:40:49.872 | 11 - | 1:00.390        | + 1.490  | 9:48:57.742        |                             |  |  |  |  |  |
| 4 -       | 1:02.508                      | + 3.608    | 9:41:52.380 | 12 - | 59.758          | + 0.858  | 9:49:57.500        |                             |  |  |  |  |  |
| 5 -       | 1:01.065                      | + 2.165    | 9:42:53.445 | 13 - | 59.035          | + 0.135  | 9:50:56.535        |                             |  |  |  |  |  |
| 6 -       | 1:01.362                      | + 2.462    | 9:43:54.807 | 14 - | <b>58.900</b>   |          | <b>9:51:55.435</b> |                             |  |  |  |  |  |
| 7 -       | 1:00.830                      | + 1.930    | 9:44:55.637 | 15 - | 59.082          | + 0.182  | 9:52:54.517        |                             |  |  |  |  |  |
| 8 -       | 1:00.661                      | + 1.761    | 9:45:56.298 |      |                 |          |                    |                             |  |  |  |  |  |
| <b>3</b>  | <b>Brian SMALL</b>            |            |             |      |                 |          | <b>B</b>           | <b>Westfield SE</b>         |  |  |  |  |  |
| 1 -       | 1:13.168                      | + 12.485   | 9:38:45.256 | 8 -  | 1:03.256        | + 2.573  | 9:46:21.164        |                             |  |  |  |  |  |
| 2 -       | 1:07.141                      | + 6.458    | 9:39:52.397 | 9 -  | 1:03.206        | + 2.523  | 9:47:24.370        |                             |  |  |  |  |  |
| 3 -       | 1:05.207                      | + 4.524    | 9:40:57.604 | 10 - | 1:02.656        | + 1.973  | 9:48:27.026        |                             |  |  |  |  |  |
| 4 -       | 1:06.109                      | + 5.426    | 9:42:03.713 | 11 - | 1:03.435        | + 2.752  | 9:49:30.461        |                             |  |  |  |  |  |
| 5 -       | 1:05.199                      | + 4.516    | 9:43:08.912 | 12 - | 1:02.195        | + 1.512  | 9:50:32.656        |                             |  |  |  |  |  |
| 6 -       | 1:04.934                      | + 4.251    | 9:44:13.846 | 13 - | 1:00.907        | + 0.224  | 9:51:33.563        |                             |  |  |  |  |  |
| 7 -       | 1:04.062                      | + 3.379    | 9:45:17.908 | 14 - | <b>1:00.683</b> |          | <b>9:52:34.246</b> |                             |  |  |  |  |  |
| <b>13</b> | <b>Matthew JONES</b>          |            |             |      |                 |          | <b>B</b>           | <b>Westfield SE</b>         |  |  |  |  |  |
| 1 -       | 1:16.172                      | + 18.084   | 9:39:01.827 | 7 -  | 1:09.560        | + 11.472 | 9:46:35.656        |                             |  |  |  |  |  |
| 2 -       | 1:06.495                      | + 8.407    | 9:40:08.322 | 8 -  | 58.587          | + 0.499  | 9:47:34.243        |                             |  |  |  |  |  |
| 3 -       | 1:02.173                      | + 4.085    | 9:41:10.495 | 9 -  | 59.216          | + 1.128  | 9:48:33.459        |                             |  |  |  |  |  |
| 4 -       | 1:01.559                      | + 3.471    | 9:42:12.054 | 10 - | 58.505          | + 0.417  | 9:49:31.964        |                             |  |  |  |  |  |
| 5 -       | 1:02.016                      | + 3.928    | 9:43:14.070 | 11 - | <b>58.088</b>   |          | <b>9:50:30.052</b> |                             |  |  |  |  |  |
| 6 -       | 2:12.026 P                    | + 1:13.938 | 9:45:26.096 | 12 - | 1:00.110        | + 2.022  | 9:51:30.162        |                             |  |  |  |  |  |
| <b>14</b> | <b>Seamus HARDING</b>         |            |             |      |                 |          | <b>B</b>           | <b>Westfield 1800 Zetec</b> |  |  |  |  |  |
| 1 -       | 1:15.603                      | + 14.480   | 9:38:58.990 | 8 -  | 1:02.178        | + 1.055  | 9:46:24.313        |                             |  |  |  |  |  |
| 2 -       | 1:06.286                      | + 5.163    | 9:40:05.276 | 9 -  | 1:01.623        | + 0.500  | 9:47:25.936        |                             |  |  |  |  |  |
| 3 -       | 1:03.948                      | + 2.825    | 9:41:09.224 | 10 - | 1:01.255        | + 0.132  | 9:48:27.191        |                             |  |  |  |  |  |
| 4 -       | 1:04.485                      | + 3.362    | 9:42:13.709 | 11 - | 1:01.666        | + 0.543  | 9:49:28.857        |                             |  |  |  |  |  |
| 5 -       | 1:02.454                      | + 1.331    | 9:43:16.163 | 12 - | <b>1:01.123</b> |          | <b>9:50:29.980</b> |                             |  |  |  |  |  |
| 6 -       | 1:03.216                      | + 2.093    | 9:44:19.379 | 13 - | 1:01.354        | + 0.231  | 9:51:31.334        |                             |  |  |  |  |  |
| 7 -       | 1:02.756                      | + 1.633    | 9:45:22.135 | 14 - | 1:06.505        | + 5.382  | 9:52:37.839        |                             |  |  |  |  |  |
| <b>17</b> | <b>Harry GORDON-FINLAYSON</b> |            |             |      |                 |          | <b>B</b>           | <b>Westfield SEW</b>        |  |  |  |  |  |
| 1 -       | 1:15.693                      | + 15.994   | 9:39:00.183 | 8 -  | 1:02.112        | + 2.413  | 9:46:32.652        |                             |  |  |  |  |  |
| 2 -       | 1:08.848                      | + 9.149    | 9:40:09.031 | 9 -  | 1:03.797        | + 4.098  | 9:47:36.449        |                             |  |  |  |  |  |
| 3 -       | 1:06.996                      | + 7.297    | 9:41:16.027 | 10 - | 1:00.649        | + 0.950  | 9:48:37.098        |                             |  |  |  |  |  |
| 4 -       | 1:08.508                      | + 8.809    | 9:42:24.535 | 11 - | 1:00.113        | + 0.414  | 9:49:37.211        |                             |  |  |  |  |  |
| 5 -       | 1:02.650                      | + 2.951    | 9:43:27.185 | 12 - | 59.736          | + 0.037  | 9:50:36.947        |                             |  |  |  |  |  |
| 6 -       | 1:02.210                      | + 2.511    | 9:44:29.395 | 13 - | <b>59.699</b>   |          | <b>9:51:36.646</b> |                             |  |  |  |  |  |
| 7 -       | 1:01.145                      | + 1.446    | 9:45:30.540 | 14 - | 59.946          | + 0.247  | 9:52:36.592        |                             |  |  |  |  |  |
| <b>19</b> | <b>Chris GOULD</b>            |            |             |      |                 |          | <b>B</b>           | <b>Westfield SE</b>         |  |  |  |  |  |
| 1 -       | 1:09.025                      | + 10.157   | 9:38:35.933 | 7 -  | 1:00.315        | + 1.447  | 9:45:08.471        |                             |  |  |  |  |  |
| 2 -       | 1:03.671                      | + 4.803    | 9:39:39.604 | 8 -  | 59.640          | + 0.772  | 9:46:08.111        |                             |  |  |  |  |  |
| 3 -       | 1:02.122                      | + 3.254    | 9:40:41.726 | 9 -  | 59.665          | + 0.797  | 9:47:07.776        |                             |  |  |  |  |  |
| 4 -       | 1:01.357                      | + 2.489    | 9:41:43.083 | 10 - | 1:10.643        | + 11.775 | 9:48:18.419        |                             |  |  |  |  |  |
| 5 -       | 1:00.849                      | + 1.981    | 9:42:43.932 | 11 - | 58.902          | + 0.034  | 9:49:17.321        |                             |  |  |  |  |  |
| 6 -       | 1:24.224                      | + 25.356   | 9:44:08.156 | 12 - | <b>58.868</b>   |          | <b>9:50:16.189</b> |                             |  |  |  |  |  |

Brands Hatch Indy  
 Circuit Length = 1.1986 miles  
 Start: 09:37 End: 09:53

Weather / Track : Cloudy / Damp



# BARC Westfield Sportscar Series

## QUALIFYING - RACE 2 - LAP ANALYSIS

|           |                        |          |  |      |                 |         |                    |
|-----------|------------------------|----------|--|------|-----------------|---------|--------------------|
| <b>24</b> | <b>Simon PRYKE</b>     |          | <b>B Westfield SEW</b>                   |      |                 |         |                    |
| 1 -       | 1:10.306               | + 12.306 | 9:38:52.754                              | 9 -  | 59.487          | + 1.487 | 9:47:02.347        |
| 2 -       | 1:03.715               | + 5.715  | 9:39:56.469                              | 10 - | 59.764          | + 1.764 | 9:48:02.111        |
| 3 -       | 1:01.988               | + 3.988  | 9:40:58.457                              | 11 - | 58.900          | + 0.900 | 9:49:01.011        |
| 4 -       | 1:01.943               | + 3.943  | 9:42:00.400                              | 12 - | 58.593          | + 0.593 | 9:49:59.604        |
| 5 -       | 1:01.024               | + 3.024  | 9:43:01.424                              | 13 - | 58.243          | + 0.243 | 9:50:57.847        |
| 6 -       | 1:00.709               | + 2.709  | 9:44:02.133                              | 14 - | <b>58.000</b>   |         | <b>9:51:55.847</b> |
| 7 -       | 1:01.121               | + 3.121  | 9:45:03.254                              | 15 - | 58.315          | + 0.315 | 9:52:54.162        |
| 8 -       | 59.606                 | + 1.606  | 9:46:02.860                              |      |                 |         |                    |
| <b>25</b> | <b>Nick GROUT</b>      |          | <b>B Westfield Zetec</b>                 |      |                 |         |                    |
| 1 -       | 1:11.140               | + 10.522 | 9:38:45.824                              | 8 -  | 1:02.126        | + 1.508 | 9:46:13.861        |
| 2 -       | 1:05.416               | + 4.798  | 9:39:51.240                              | 9 -  | 1:02.172        | + 1.554 | 9:47:16.033        |
| 3 -       | 1:04.957               | + 4.339  | 9:40:56.197                              | 10 - | 1:02.887        | + 2.269 | 9:48:18.920        |
| 4 -       | 1:04.609               | + 3.991  | 9:42:00.806                              | 11 - | 1:01.493        | + 0.875 | 9:49:20.413        |
| 5 -       | 1:03.599               | + 2.981  | 9:43:04.405                              | 12 - | 1:00.769        | + 0.151 | 9:50:21.182        |
| 6 -       | 1:04.186               | + 3.568  | 9:44:08.591                              | 13 - | 1:01.232        | + 0.614 | 9:51:22.414        |
| 7 -       | 1:03.144               | + 2.526  | 9:45:11.735                              | 14 - | <b>1:00.618</b> |         | <b>9:52:23.032</b> |
| <b>26</b> | <b>Chris DAVISON</b>   |          | <b>B Westfield Widebody SE Zetec 1.8</b> |      |                 |         |                    |
| 1 -       | 1:07.921               | + 10.873 | 9:38:38.446                              | 9 -  | 58.022          | + 0.974 | 9:46:36.570        |
| 2 -       | 1:02.122               | + 5.074  | 9:39:40.568                              | 10 - | 58.350          | + 1.302 | 9:47:34.920        |
| 3 -       | 1:00.476               | + 3.428  | 9:40:41.044                              | 11 - | 58.357          | + 1.309 | 9:48:33.277        |
| 4 -       | 1:00.562               | + 3.514  | 9:41:41.606                              | 12 - | 57.732          | + 0.684 | 9:49:31.009        |
| 5 -       | 59.268                 | + 2.220  | 9:42:40.874                              | 13 - | 58.697          | + 1.649 | 9:50:29.706        |
| 6 -       | 58.952                 | + 1.904  | 9:43:39.826                              | 14 - | 57.415          | + 0.367 | 9:51:27.121        |
| 7 -       | 1:00.423               | + 3.375  | 9:44:40.249                              | 15 - | <b>57.048</b>   |         | <b>9:52:24.169</b> |
| 8 -       | 58.299                 | + 1.251  | 9:45:38.548                              |      |                 |         |                    |
| <b>29</b> | <b>Will CHAPPELL</b>   |          | <b>B Westfield SEi Turbo</b>             |      |                 |         |                    |
| 1 -       | 1:10.855               | + 11.774 | 9:38:42.050                              | 8 -  | 1:01.291        | + 2.210 | 9:46:00.672        |
| 2 -       | 1:04.447               | + 5.366  | 9:39:46.497                              | 9 -  | 1:00.839        | + 1.758 | 9:47:01.511        |
| 3 -       | 1:03.233               | + 4.152  | 9:40:49.730                              | 10 - | 1:00.678        | + 1.597 | 9:48:02.189        |
| 4 -       | 1:03.455               | + 4.374  | 9:41:53.185                              | 11 - | 59.956          | + 0.875 | 9:49:02.145        |
| 5 -       | 1:02.168               | + 3.087  | 9:42:55.353                              | 12 - | 59.745          | + 0.664 | 9:50:01.890        |
| 6 -       | 1:02.621               | + 3.540  | 9:43:57.974                              | 13 - | 59.203          | + 0.122 | 9:51:01.093        |
| 7 -       | 1:01.407               | + 2.326  | 9:44:59.381                              | 14 - | <b>59.081</b>   |         | <b>9:52:00.174</b> |
| <b>36</b> | <b>Jon CHAPPELL</b>    |          | <b>B Westfield SEi</b>                   |      |                 |         |                    |
| 1 -       | 1:11.760               | + 10.717 | 9:38:41.066                              | 8 -  | 1:01.669        | + 0.626 | 9:46:06.702        |
| 2 -       | 1:06.905               | + 5.862  | 9:39:47.971                              | 9 -  | 1:02.744        | + 1.701 | 9:47:09.446        |
| 3 -       | 1:03.255               | + 2.212  | 9:40:51.226                              | 10 - | 1:03.465        | + 2.422 | 9:48:12.911        |
| 4 -       | 1:03.222               | + 2.179  | 9:41:54.448                              | 11 - | 1:01.133        | + 0.090 | 9:49:14.044        |
| 5 -       | 1:02.087               | + 1.044  | 9:42:56.535                              | 12 - | <b>1:01.043</b> |         | <b>9:50:15.087</b> |
| 6 -       | 1:03.747               | + 2.704  | 9:44:00.282                              | 13 - | 1:08.160        | + 7.117 | 9:51:23.247        |
| 7 -       | 1:04.751               | + 3.708  | 9:45:05.033                              | 14 - | 1:03.276        | + 2.233 | 9:52:26.523        |
| <b>60</b> | <b>Mark CALLAHAN</b>   |          | <b>B Westfield SE</b>                    |      |                 |         |                    |
| 1 -       | 1:09.677               | + 9.350  | 9:38:47.847                              | 8 -  | 1:03.876        | + 3.549 | 9:46:20.302        |
| 2 -       | 1:05.077               | + 4.750  | 9:39:52.924                              | 9 -  | 1:03.065        | + 2.738 | 9:47:23.367        |
| 3 -       | 1:05.308               | + 4.981  | 9:40:58.232                              | 10 - | 1:02.492        | + 2.165 | 9:48:25.859        |
| 4 -       | 1:05.538               | + 5.211  | 9:42:03.770                              | 11 - | 1:02.197        | + 1.870 | 9:49:28.056        |
| 5 -       | 1:04.311               | + 3.984  | 9:43:08.081                              | 12 - | 1:01.699        | + 1.372 | 9:50:29.755        |
| 6 -       | 1:04.227               | + 3.900  | 9:44:12.308                              | 13 - | 1:01.260        | + 0.933 | 9:51:31.015        |
| 7 -       | 1:04.118               | + 3.791  | 9:45:16.426                              | 14 - | <b>1:00.327</b> |         | <b>9:52:31.342</b> |
| <b>71</b> | <b>Martin GARTSIDE</b> |          | <b>B Westfield SE</b>                    |      |                 |         |                    |
| 1 -       | 1:10.128               | + 11.471 | 9:38:38.070                              | 9 -  | 1:00.672        | + 2.015 | 9:46:52.938        |
| 2 -       | 1:03.765               | + 5.108  | 9:39:41.835                              | 10 - | 1:00.569        | + 1.912 | 9:47:53.507        |
| 3 -       | 1:02.348               | + 3.691  | 9:40:44.183                              | 11 - | 59.719          | + 1.062 | 9:48:53.226        |
| 4 -       | 1:02.779               | + 4.122  | 9:41:46.962                              | 12 - | 59.282          | + 0.625 | 9:49:52.508        |
| 5 -       | 1:01.521               | + 2.864  | 9:42:48.483                              | 13 - | 59.079          | + 0.422 | 9:50:51.587        |
| 6 -       | 1:01.097               | + 2.440  | 9:43:49.580                              | 14 - | 59.500          | + 0.843 | 9:51:51.087        |

Brands Hatch Indy  
 Circuit Length = 1.1986 miles  
 Start: 09:37 End: 09:53


Weather / Track : Cloudy / Damp

**BARC Westfield Sportscar Series**  
**QUALIFYING - RACE 2 - LAP ANALYSIS**

|            |          |         |             |             |               |  |                    |
|------------|----------|---------|-------------|-------------|---------------|--|--------------------|
| <b>7 -</b> | 1:01.552 | + 2.895 | 9:44:51.132 | <b>15 -</b> | <b>58.657</b> |  | <b>9:52:49.744</b> |
| <b>8 -</b> | 1:01.134 | + 2.477 | 9:45:52.266 |             |               |  |                    |

# BARC Westfield Sportscar Series

## RACE 2 - GRID

|  |                                     |                               |
|--|-------------------------------------|-------------------------------|
| ROW 7  | 1:01.043<br>36 Jon CHAPPELL         | 1:01.123<br>14 Seamus HARDING |
| ROW 6  | 1:00.618<br>25 Nick GROUT           | 1:00.683<br>3 Brian SMALL     |
| ROW 5  | 59.699<br>17 Harry GORDON-FINLAYSON | 1:00.327<br>60 Mark CALLAHAN  |
| ROW 4  | 58.900<br>2 Nick FLOWERS            | 59.081<br>29 Will CHAPPELL    |
| ROW 3  | 58.657<br>71 Martin GARTSIDE        | 58.868<br>19 Chris GOULD      |
| ROW 2  | 58.000<br>24 Simon PRYKE            | 58.088<br>13 Matthew JONES    |
| ROW 1  | 56.588<br>1 Andrew SPENCER          | 57.048<br>26 Chris DAVISON    |
| <b>Pole</b>  |                                     |                               |
|  |                                     |                               |

Brands Hatch Indy  
Circuit Length = 1.1986 miles

**These results are provisional until the conclusion of any judicial and technical matters.**

Clerk of Course :

Timekeeper :

# BARC Westfield Sportscar Series

## RACE 2 - CLASSIFICATION

| POS            | NO | CL            | NAME                            | ENTRY                           | LAPS   | TIME      | GAP        | DIFF   | MPH   | BEST   | ON |
|----------------|----|---------------|---------------------------------|---------------------------------|--------|-----------|------------|--------|-------|--------|----|
| 1              | 1  | B             | Andrew SPENCER                  | Westfield SE                    | 22     | 20:01.265 |            |        | 79.02 | 53.950 | 10 |
| 2              | 26 | B             | Chris DAVISON                   | Westfield Widebody SE Zetec 1.8 | 22     | 20:01.483 | 0.218      | 0.218  | 79.01 | 53.867 | 11 |
| 3              | 24 | B             | Simon PRYKE                     | Westfield SEW                   | 22     | 20:18.649 | 17.384     | 17.166 | 77.89 | 54.693 | 10 |
| 4              | 19 | B             | Chris GOULD                     | Westfield SE                    | 22     | 20:19.246 | 17.981     | 0.597  | 77.86 | 54.107 | 19 |
| 5              | 2  | B             | Nick FLOWERS                    | Westfield SE                    | 22     | 20:20.003 | 18.738     | 0.757  | 77.81 | 54.378 | 5  |
| 6              | 71 | B             | Martin GARTSIDE                 | Westfield SE                    | 22     | 20:27.474 | 26.209     | 7.471  | 77.33 | 54.776 | 10 |
| 7              | 14 | B             | Seamus HARDING                  | Westfield 1800 Zetec            | 22     | 20:37.430 | 36.165     | 9.956  | 76.71 | 54.840 | 21 |
| 8              | 13 | B             | Matthew JONES                   | Westfield SE                    | 22     | 20:44.367 | 43.102     | 6.937  | 76.28 | 54.594 | 13 |
| 9              | 3  | B             | Brian SMALL                     | Westfield SE                    | 22     | 20:47.930 | 46.665     | 3.563  | 76.07 | 55.500 | 9  |
| 10             | 17 | B             | Harry GORDON-FINLAYSON          | Westfield SEW                   | 22     | 20:50.057 | 48.792     | 2.127  | 75.94 | 55.435 | 6  |
| 11             | 25 | B             | Nick GROUT                      | Westfield Zetec                 | 21     | 20:02.881 | 1 lap      | 1 lap  | 75.33 | 55.693 | 18 |
| NOT CLASSIFIED |    |               |                                 |                                 |        |           |            |        |       |        |    |
| DNF            | 60 | B             | Mark CALLAHAN                   | Westfield SE                    | 19     | 19:44.877 | 3 laps     | 2 laps | 69.19 | 56.140 | 3  |
| DNF            | 36 | B             | Jon CHAPPELL                    | Westfield SEi                   | 16     | 14:56.301 | 6 laps     | 3 laps | 77.02 | 55.009 | 10 |
| DNF            | 29 | B             | Will CHAPPELL                   | Westfield SEi Turbo             | 13     | 13:12.968 | 9 laps     | 3 laps | 70.74 | 54.677 | 3  |
| FASTEST LAP    |    |               |                                 |                                 |        |           |            |        |       |        |    |
| 26             | B  | Chris DAVISON | Westfield Widebody SE Zetec 1.8 | 11                              | 53.867 | 80.10 mph | 128.91 kph |        |       |        |    |

Weather / Track : Cloudy / Dry

These results are provisional until the conclusion of any judicial and technical matters.

Brands Hatch Indy  
Circuit Length = 1.1986 miles  
Start: 13:51 End: 14:12

Clerk of Course :

Timekeeper :

# BARC Westfield Sportscar Series

## RACE 2 - LAP CHART

| Lap 1 |        |          | Lap 2 |        |         | Lap 3 |        |         | Lap 4 |        |         | Lap 5 |        |         |
|-------|--------|----------|-------|--------|---------|-------|--------|---------|-------|--------|---------|-------|--------|---------|
| No    | Behind | Laptime  | No    | Behind | Laptime | No    | Behind | Laptime | No    | Behind | Laptime | No    | Behind | Laptime |
| 26    |        | 1:00.884 | 26    |        | 54.741  | 26    |        | 54.493  | 1     |        | 54.530  | 26    |        | 54.355  |
| 1     | 0.649  | 1:01.533 | 1     | 0.319  | 54.411  | 1     | 0.139  | 54.313  | 26    | 0.385  | 55.054  | 1     | 0.018  | 54.758  |
| 24    | 0.690  | 1:01.574 | 13    | 1.383  | 55.216  | 24    | 2.655  | 55.306  | 24    | 2.894  | 54.908  | 24    | 2.882  | 54.728  |
| 13    | 0.908  | 1:01.792 | 24    | 1.842  | 55.893  | 2     | 2.819  | 55.355  | 2     | 3.309  | 55.159  | 2     | 2.947  | 54.378  |
| 2     | 2.018  | 1:02.902 | 2     | 1.957  | 54.680  | 13    | 2.906  | 56.016  | 13    | 3.987  | 55.750  | 13    | 4.719  | 55.472  |
| 36    | 2.552  | 1:03.436 | 71    | 3.703  | 55.428  | 71    | 4.080  | 54.870  | 29    | 5.466  | 55.450  | 29    | 6.141  | 55.415  |
| 71    | 3.016  | 1:03.900 | 36    | 4.208  | 56.397  | 29    | 4.685  | 54.677  | 71    | 5.560  | 56.149  | 19    | 6.931  | 55.512  |
| 29    | 3.093  | 1:03.977 | 29    | 4.501  | 56.149  | 36    | 5.224  | 55.509  | 36    | 6.067  | 55.512  | 71    | 7.114  | 56.294  |
| 17    | 3.710  | 1:04.594 | 19    | 5.382  | 55.432  | 19    | 5.545  | 54.656  | 19    | 6.159  | 55.283  | 36    | 7.462  | 56.135  |
| 19    | 4.691  | 1:05.575 | 17    | 5.459  | 56.490  | 17    | 6.928  | 55.962  | 17    | 7.788  | 55.529  | 17    | 8.802  | 55.754  |
| 3     | 4.878  | 1:05.762 | 3     | 6.735  | 56.598  | 3     | 8.140  | 55.898  | 3     | 9.667  | 56.196  | 3     | 11.116 | 56.189  |
| 60    | 5.764  | 1:06.648 | 60    | 7.382  | 56.359  | 60    | 9.029  | 56.140  | 60    | 10.694 | 56.334  | 14    | 11.277 | 55.172  |
| 14    | 6.148  | 1:07.032 | 14    | 7.638  | 56.231  | 14    | 9.231  | 56.086  | 14    | 10.845 | 56.283  | 60    | 12.441 | 56.487  |
| 25    | 17.597 | 1:18.481 | 25    | 19.890 | 57.034  | 25    | 21.737 | 56.340  | 25    | 23.502 | 56.434  | 25    | 25.387 | 56.625  |

# BARC Westfield Sportscar Series

## RACE 2 - LAP CHART

| Lap 6 |        |         | Lap 7 |        |         | Lap 8 |        |         | Lap 9 |        |         | Lap 10 |        |         |
|-------|--------|---------|-------|--------|---------|-------|--------|---------|-------|--------|---------|--------|--------|---------|
| No    | Behind | Laptime | No    | Behind | Laptime | No    | Behind | Laptime | No    | Behind | Laptime | No     | Behind | Laptime |
| 1     |        | 54.268  | 1     |        | 54.559  | 1     |        | 54.327  | 1     |        | 53.963  | 1      |        | 53.950  |
| 26    | 0.171  | 54.457  | 26    | 0.262  | 54.650  | 26    | 0.416  | 54.481  | 26    | 0.720  | 54.267  | 26     | 0.642  | 53.872  |
| 24    | 4.018  | 55.422  | 24    | 4.582  | 55.123  | 24    | 5.607  | 55.352  | 24    | 7.135  | 55.491  | 24     | 7.878  | 54.693  |
| 2     | 4.032  | 55.371  | 2     | 4.613  | 55.140  | 2     | 5.805  | 55.519  | 2     | 7.480  | 55.638  | 2      | 8.276  | 54.746  |
| 13    | 5.891  | 55.458  | 13    | 6.728  | 55.396  | 13    | 7.753  | 55.352  | 13    | 9.035  | 55.245  | 13     | 10.106 | 55.021  |
| 29    | 6.879  | 55.024  | 29    | 7.329  | 55.009  | 19    | 8.110  | 55.050  | 29    | 9.127  | 54.978  | 29     | 10.143 | 54.966  |
| 19    | 7.227  | 54.582  | 19    | 7.387  | 54.719  | 29    | 8.112  | 55.110  | 19    | 9.269  | 55.122  | 19     | 10.390 | 55.071  |
| 71    | 8.708  | 55.880  | 71    | 9.560  | 55.411  | 71    | 10.400 | 55.167  | 71    | 11.222 | 54.785  | 71     | 12.048 | 54.776  |
| 36    | 8.798  | 55.622  | 36    | 9.832  | 55.593  | 36    | 10.871 | 55.366  | 36    | 12.214 | 55.306  | 36     | 13.273 | 55.009  |
| 17    | 9.951  | 55.435  | 17    | 11.069 | 55.677  | 17    | 12.614 | 55.872  | 17    | 15.004 | 56.353  | 17     | 17.363 | 56.309  |
| 14    | 12.861 | 55.870  | 14    | 14.055 | 55.753  | 14    | 15.847 | 56.119  | 14    | 17.430 | 55.546  | 14     | 19.026 | 55.546  |
| 3     | 13.432 | 56.602  | 3     | 14.598 | 55.725  | 3     | 16.542 | 56.271  | 3     | 18.079 | 55.500  | 3      | 20.430 | 56.301  |
| 60    | 16.276 | 58.121  | 60    | 18.313 | 56.596  | 60    | 20.600 | 56.614  | 60    | 23.042 | 56.405  | 60     | 25.739 | 56.647  |
| 25    | 27.182 | 56.081  | 25    | 28.721 | 56.098  | 25    | 30.369 | 55.975  | 25    | 32.262 | 55.856  | 25     | 34.314 | 56.002  |

# BARC Westfield Sportscar Series

## RACE 2 - LAP CHART

| Lap 11 |        |         | Lap 12 |        |         | Lap 13 |        |         | Lap 14 |        |         | Lap 15 |        |          |
|--------|--------|---------|--------|--------|---------|--------|--------|---------|--------|--------|---------|--------|--------|----------|
| No     | Behind | Laptime | No     | Behind | Laptime | No     | Behind | Laptime | No     | Behind | Laptime | No     | Behind | Laptime  |
| 1      |        | 54.286  | 1      |        | 54.069  | 1      |        | 54.129  | 1      |        | 54.189  | 1      |        | 54.502   |
| 26     | 0.223  | 53.867  | 26     | 0.572  | 54.418  | 26     | 0.447  | 54.004  | 26     | 0.358  | 54.100  | 26     | 0.063  | 54.207   |
| 24     | 8.494  | 54.902  | 24     | 9.166  | 54.741  | 24     | 10.240 | 55.203  | 24     | 11.065 | 55.014  | 24     | 11.892 | 55.329   |
| 2      | 8.653  | 54.663  | 2      | 9.392  | 54.808  | 2      | 10.302 | 55.039  | 2      | 11.262 | 55.149  | 2      | 12.004 | 55.244   |
| 29     | 11.574 | 55.717  | 29     | 12.681 | 55.176  | 29     | 13.604 | 55.052  | 13     | 15.656 | 56.239  | 19     | 16.692 | 55.232   |
| 13     | 11.732 | 55.912  | 13     | 13.141 | 55.478  | 13     | 13.606 | 54.594  | 19     | 15.962 | 55.934  | 71     | 17.732 | 55.119   |
| 19     | 11.752 | 55.648  | 19     | 13.354 | 55.671  | 19     | 14.217 | 54.992  | 71     | 17.115 | 56.195  | 36     | 18.729 | 55.767   |
| 71     | 12.790 | 55.028  | 71     | 14.019 | 55.298  | 71     | 15.109 | 55.219  | 36     | 17.464 | 55.404  | 13     | 24.232 | 1:03.078 |
| 36     | 14.037 | 55.050  | 36     | 15.082 | 55.114  | 36     | 16.249 | 55.296  | 14     | 26.259 | 55.737  | 14     | 27.497 | 55.740   |
| 17     | 19.546 | 56.469  | 17     | 22.200 | 56.723  | 14     | 24.711 | 56.134  | 17     | 27.162 | 56.395  | 3      | 30.006 | 56.705   |
| 14     | 20.452 | 55.712  | 14     | 22.706 | 56.323  | 17     | 24.956 | 56.885  | 3      | 27.803 | 55.862  | 17     | 30.920 | 58.260   |
| 3      | 22.530 | 56.386  | 3      | 24.535 | 56.074  | 3      | 26.130 | 55.724  | 60     | 37.619 | 57.445  | 60     | 40.123 | 57.006   |
| 60     | 28.108 | 56.655  | 60     | 30.987 | 56.948  | 60     | 34.363 | 57.505  | 25     | 42.628 | 56.184  | 25     | 44.595 | 56.469   |
| 25     | 36.290 | 56.262  | 25     | 38.460 | 56.239  | 25     | 40.633 | 56.302  |        |        |         |        |        |          |

# BARC Westfield Sportscar Series

## RACE 2 - LAP CHART

| Lap 16 |        |         | Lap 17 |        |         | Lap 18 |        |         | Lap 19 |        |         | Lap 20 |        |          |
|--------|--------|---------|--------|--------|---------|--------|--------|---------|--------|--------|---------|--------|--------|----------|
| No     | Behind | Laptime | No     | Behind | Laptime | No     | Behind | Laptime | No     | Behind | Laptime | No     | Behind | Laptime  |
| 1      |        | 54.548  | 1      |        | 54.211  | 1      |        | 54.000  | 1      |        | 54.057  | 1      |        | 54.222   |
| 26     | 0.244  | 54.729  | 26     | 0.205  | 54.172  | 26     | 0.794  | 54.589  | 26     | 0.769  | 54.032  | 26     | 0.586  | 54.039   |
| 24     | 12.620 | 55.276  | 24     | 13.635 | 55.226  | 24     | 14.658 | 55.023  | 24     | 15.464 | 54.863  | 60     | 1 LAP  | 1:15.595 |
| 2      | 13.440 | 55.984  | 2      | 14.183 | 54.954  | 2      | 15.167 | 54.984  | 2      | 16.198 | 55.088  | 24     | 16.067 | 54.825   |
| 19     | 16.921 | 54.777  | 19     | 16.915 | 54.205  | 19     | 17.510 | 54.595  | 19     | 17.560 | 54.107  | 2      | 16.740 | 54.764   |
| 71     | 18.524 | 55.340  | 71     | 19.359 | 55.046  | 71     | 20.642 | 55.283  | 71     | 21.997 | 55.412  | 19     | 17.730 | 54.392   |
| 36     | 19.966 | 55.785  | 13     | 27.370 | 56.085  | 13     | 29.522 | 56.152  | 13     | 31.131 | 55.666  | 71     | 23.082 | 55.307   |
| 13     | 25.496 | 55.812  | 14     | 29.610 | 55.395  | 14     | 31.144 | 55.534  | 14     | 32.257 | 55.170  | 13     | 32.399 | 55.490   |
| 14     | 28.426 | 55.477  | 3      | 34.140 | 56.555  | 3      | 36.606 | 56.466  | 3      | 39.848 | 57.299  | 14     | 32.980 | 54.945   |
| 3      | 31.796 | 56.338  | 17     | 35.559 | 57.027  | 17     | 38.520 | 56.961  | 17     | 41.267 | 56.804  | 3      | 42.026 | 56.400   |
| 17     | 32.743 | 56.371  | 60     | 44.891 | 56.780  | 60     | 48.000 | 57.109  | 25     | 51.965 | 55.991  | 17     | 43.520 | 56.475   |
| 60     | 42.322 | 56.747  | 25     | 48.338 | 56.455  | 25     | 50.031 | 55.693  |        |        |         | 25     | 53.580 | 55.837   |
| 25     | 46.094 | 56.047  |        |        |         |        |        |         |        |        |         |        |        |          |




# BARC Westfield Sportscar Series

## RACE 2 - LAP CHART

| Lap 21 |        |         | Lap 22 |        |          |
|--------|--------|---------|--------|--------|----------|
| No     | Behind | Laptime | No     | Behind | Laptime  |
| 1      |        | 53.977  | 1      |        | 54.463   |
| 26     | 0.692  | 54.083  | 26     | 0.218  | 53.989   |
| 24     | 16.840 | 54.750  | 25     | 1 LAP  | 56.476   |
| 2      | 17.759 | 54.996  | 24     | 17.384 | 55.007   |
| 19     | 17.956 | 54.203  | 19     | 17.981 | 54.488   |
| 71     | 25.115 | 56.010  | 2      | 18.738 | 55.442   |
| 13     | 33.786 | 55.364  | 71     | 26.209 | 55.557   |
| 14     | 33.843 | 54.840  | 14     | 36.165 | 56.785   |
| 3      | 44.430 | 56.381  | 13     | 43.102 | 1:03.779 |
| 17     | 46.108 | 56.565  | 3      | 46.665 | 56.698   |
|        |        |         | 17     | 48.792 | 57.147   |

# BARC Westfield Sportscar Series

## RACE 8 - GRID

|  |                                     |                              |
|--|-------------------------------------|------------------------------|
| ROW 7  | 1:01.255<br>14 Seamus HARDING       | 1:01.260<br>60 Mark CALLAHAN |
| ROW 6  | 1:00.907<br>3 Brian SMALL           | 1:01.133<br>36 Jon CHAPPELL  |
| ROW 5  | 59.736<br>17 Harry GORDON-FINLAYSON | 1:00.769<br>25 Nick GROUT    |
| ROW 4  | 59.079<br>71 Martin GARTSIDE        | 59.203<br>29 Will CHAPPELL   |
| ROW 3  | 58.902<br>19 Chris GOULD            | 59.035<br>2 Nick FLOWERS     |
| ROW 2  | 58.243<br>24 Simon PRYKE            | 58.505<br>13 Matthew JONES   |
| ROW 1  | 56.731<br>1 Andrew SPENCER          | 57.415<br>26 Chris DAVISON   |
| <b>Pole</b>  |                                     |                              |
|  |                                     |                              |

Brands Hatch Indy  
Circuit Length = 1.1986 miles

**These results are provisional until the conclusion of any judicial and technical matters.**

|                   |  |              |
|-------------------|--|--------------|
| Clerk of Course : |  | Timekeeper : |
|                   |  |              |

# BARC Westfield Sportscar Series

## RACE 8 - CLASSIFICATION

| POS            | NO | CL | NAME                   | ENTRY                           | LAPS | TIME      | GAP     | DIFF    | MPH       | BEST       | ON |
|----------------|----|----|------------------------|---------------------------------|------|-----------|---------|---------|-----------|------------|----|
| 1              | 26 | B  | Chris DAVISON          | Westfield Widebody SE Zetec 1.8 | 22   | 20:08.824 |         |         | 78.53     | 54.141     | 6  |
| 2              | 19 | B  | Chris GOULD            | Westfield SE                    | 22   | 20:29.043 | 20.219  | 20.219  | 77.23     | 54.737     | 9  |
| 3              | 2  | B  | Nick FLOWERS           | Westfield SE                    | 22   | 20:29.377 | 20.553  | 0.334   | 77.21     | 54.510     | 22 |
| 4              | 29 | B  | Will CHAPPELL          | Westfield SEi Turbo             | 22   | 20:29.994 | 21.170  | 0.617   | 77.18     | 54.596     | 22 |
| 5              | 13 | B  | Matthew JONES          | Westfield SE                    | 22   | 20:33.316 | 24.492  | 3.322   | 76.97     | 55.069     | 17 |
| 6              | 14 | B  | Seamus HARDING         | Westfield 1800 Zetec            | 22   | 20:36.789 | 27.965  | 3.473   | 76.75     | 54.919     | 14 |
| 7              | 25 | B  | Nick GROUT             | Westfield Zetec                 | 22   | 20:37.542 | 28.718  | 0.753   | 76.70     | 55.237     | 19 |
| 8              | 71 | B  | Martin GARTSIDE        | Westfield SE                    | 22   | 20:39.977 | 31.153  | 2.435   | 76.55     | 55.497     | 21 |
| 9              | 3  | B  | Brian SMALL            | Westfield SE                    | 22   | 20:40.085 | 31.261  | 0.108   | 76.55     | 55.221     | 17 |
| 10             | 17 | B  | Harry GORDON-FINLAYSON | Westfield SEW                   | 22   | 20:55.539 | 46.715  | 15.454  | 75.60     | 55.611     | 8  |
| 11             | 60 | B  | Mark CALLAHAN          | Westfield SE                    | 21   | 21:02.915 | 1 lap   | 1 lap   | 71.75     | 55.492     | 10 |
| NOT CLASSIFIED |    |    |                        |                                 |      |           |         |         |           |            |    |
| DNF            | 1  | B  | Andrew SPENCER         | Westfield SE                    | 12   | 11:01.902 | 10 laps | 9 laps  | 78.23     | 53.998     | 6  |
| DNF            | 24 | B  | Simon PRYKE            | Westfield SEW                   | 1    | 1:01.451  | 21 laps | 11 laps | 70.21     | 1:01.451   | 1  |
| DNF            | 36 | B  | Jon CHAPPELL           | Westfield SEi                   | 0    |           |         |         |           |            |    |
| FASTEST LAP    |    |    |                        |                                 |      |           |         |         |           |            |    |
|                | 1  | B  | Andrew SPENCER         | Westfield SE                    | 6    | 53.998    |         |         | 79.91 mph | 128.60 kph |    |

Weather / Track : Bright / Dry

These results are provisional until the conclusion of any judicial and technical matters.

Brands Hatch Indy  
 Circuit Length = 1.1986 miles  
 Start: 11:18 End: 11:39

|                   |  |              |
|-------------------|--|--------------|
| Clerk of Course : |  | Timekeeper : |
|-------------------|--|--------------|

# BARC Westfield Sportscar Series

## RACE 8 - LAP CHART

| Lap 1 |        |          | Lap 2 |        |         | Lap 3 |        |         | Lap 4 |        |         | Lap 5 |        |         |
|-------|--------|----------|-------|--------|---------|-------|--------|---------|-------|--------|---------|-------|--------|---------|
| No    | Behind | Laptime  | No    | Behind | Laptime | No    | Behind | Laptime | No    | Behind | Laptime | No    | Behind | Laptime |
| 26    |        | 1:00.049 | 26    |        | 54.782  | 26    |        | 55.053  | 26    |        | 54.529  | 26    |        | 54.361  |
| 1     | 0.623  | 1:00.672 | 1     | 0.330  | 54.489  | 1     | 0.203  | 54.926  | 1     | 0.356  | 54.682  | 1     | 0.261  | 54.266  |
| 24    | 1.402  | 1:01.451 | 13    | 3.160  | 55.790  | 13    | 4.064  | 55.957  | 13    | 5.123  | 55.588  | 13    | 6.998  | 56.236  |
| 13    | 2.152  | 1:02.201 | 2     | 3.324  | 55.854  | 2     | 4.235  | 55.964  | 29    | 5.235  | 55.144  | 29    | 7.100  | 56.226  |
| 2     | 2.252  | 1:02.301 | 29    | 3.801  | 55.669  | 29    | 4.620  | 55.872  | 2     | 5.423  | 55.717  | 2     | 7.178  | 56.116  |
| 29    | 2.914  | 1:02.963 | 71    | 6.116  | 56.751  | 71    | 7.538  | 56.475  | 25    | 9.512  | 56.474  | 25    | 11.773 | 56.622  |
| 71    | 4.147  | 1:04.196 | 25    | 6.775  | 56.454  | 25    | 7.567  | 55.845  | 19    | 10.084 | 56.526  | 19    | 11.871 | 56.148  |
| 60    | 4.922  | 1:04.971 | 60    | 7.291  | 57.151  | 19    | 8.087  | 55.375  | 71    | 10.498 | 57.489  | 71    | 12.714 | 56.577  |
| 25    | 5.103  | 1:05.152 | 3     | 7.689  | 56.729  | 3     | 9.262  | 56.626  | 3     | 11.221 | 56.488  | 14    | 13.115 | 55.833  |
| 3     | 5.742  | 1:05.791 | 19    | 7.765  | 56.358  | 60    | 9.672  | 57.434  | 14    | 11.643 | 56.160  | 3     | 13.126 | 56.266  |
| 17    | 6.167  | 1:06.216 | 17    | 8.908  | 57.523  | 14    | 10.012 | 55.944  | 60    | 12.347 | 57.204  | 60    | 13.882 | 55.896  |
| 19    | 6.189  | 1:06.238 | 14    | 9.121  | 57.039  | 17    | 10.715 | 56.860  | 17    | 12.615 | 56.429  | 17    | 14.286 | 56.032  |
| 14    | 6.864  | 1:06.913 |       |        |         |       |        |         |       |        |         |       |        |         |

# BARC Westfield Sportscar Series

## RACE 8 - LAP CHART

| Lap 6 |        |         | Lap 7 |        |         | Lap 8 |        |         | Lap 9 |        |         | Lap 10 |        |         |
|-------|--------|---------|-------|--------|---------|-------|--------|---------|-------|--------|---------|--------|--------|---------|
| No    | Behind | Laptime | No    | Behind | Laptime | No    | Behind | Laptime | No    | Behind | Laptime | No     | Behind | Laptime |
| 26    |        | 54.141  | 26    |        | 54.684  | 26    |        | 54.472  | 26    |        | 54.483  | 1      |        | 54.745  |
| 1     | 0.118  | 53.998  | 1     | 0.291  | 54.857  | 1     | 0.443  | 54.624  | 1     | 0.150  | 54.190  | 26     | 0.612  | 55.507  |
| 13    | 8.632  | 55.775  | 29    | 9.921  | 55.637  | 29    | 11.655 | 56.206  | 29    | 12.589 | 55.417  | 29     | 13.046 | 55.352  |
| 29    | 8.968  | 56.009  | 13    | 9.930  | 55.982  | 13    | 11.678 | 56.220  | 13    | 12.906 | 55.711  | 13     | 13.626 | 55.615  |
| 2     | 9.122  | 56.085  | 2     | 10.144 | 55.706  | 2     | 12.041 | 56.369  | 2     | 13.031 | 55.473  | 2      | 13.768 | 55.632  |
| 19    | 12.882 | 55.152  | 19    | 13.435 | 55.237  | 19    | 13.938 | 54.975  | 19    | 14.192 | 54.737  | 19     | 14.056 | 54.759  |
| 25    | 14.076 | 56.444  | 25    | 15.375 | 55.983  | 25    | 16.719 | 55.816  | 25    | 18.083 | 55.847  | 25     | 18.796 | 55.608  |
| 71    | 14.676 | 56.103  | 71    | 16.028 | 56.036  | 71    | 17.678 | 56.122  | 71    | 18.818 | 55.623  | 71     | 19.806 | 55.883  |
| 14    | 14.784 | 55.810  | 14    | 16.397 | 56.297  | 14    | 18.077 | 56.152  | 14    | 18.895 | 55.301  | 14     | 19.880 | 55.880  |
| 3     | 15.388 | 56.403  | 3     | 17.011 | 56.307  | 3     | 18.361 | 55.822  | 3     | 19.670 | 55.792  | 3      | 20.272 | 55.497  |
| 60    | 16.275 | 56.534  | 60    | 17.286 | 55.695  | 60    | 18.615 | 55.801  | 60    | 20.190 | 56.058  | 60     | 20.787 | 55.492  |
| 17    | 16.761 | 56.616  | 17    | 17.985 | 55.908  | 17    | 19.124 | 55.611  | 17    | 20.661 | 56.020  | 17     | 21.674 | 55.908  |

# BARC Westfield Sportscar Series

## RACE 8 - LAP CHART

| Lap 11 |        |         | Lap 12 |        |         | Lap 13 |        |         | Lap 14 |        |         | Lap 15 |        |            |
|--------|--------|---------|--------|--------|---------|--------|--------|---------|--------|--------|---------|--------|--------|------------|
| No     | Behind | Laptime | No     | Behind | Laptime | No     | Behind | Laptime | No     | Behind | Laptime | No     | Behind | Laptime    |
| 1      |        | 54.844  | 26     |        | 55.012  | 26     |        | 54.859  | 26     |        | 54.544  | 26     |        | 54.510     |
| 26     | 0.158  | 54.390  | 1      | 0.439  | 55.609  | 29     | 15.013 | 55.969  | 29     | 17.056 | 56.587  | 19     | 18.063 | 54.985     |
| 29     | 13.546 | 55.344  | 29     | 13.903 | 55.527  | 13     | 16.179 | 56.514  | 2      | 17.486 | 55.807  | 29     | 18.819 | 56.273     |
| 13     | 14.090 | 55.308  | 13     | 14.524 | 55.604  | 2      | 16.223 | 56.393  | 19     | 17.588 | 55.477  | 2      | 18.876 | 55.900     |
| 2      | 14.124 | 55.200  | 2      | 14.689 | 55.735  | 19     | 16.655 | 56.710  | 13     | 17.982 | 56.347  | 13     | 19.527 | 56.055     |
| 19     | 14.543 | 55.331  | 19     | 14.804 | 55.431  | 25     | 20.668 | 55.754  | 25     | 21.688 | 55.564  | 14     | 22.441 | 55.192     |
| 25     | 19.501 | 55.549  | 25     | 19.773 | 55.442  | 14     | 21.384 | 55.467  | 14     | 21.759 | 54.919  | 25     | 22.859 | 55.681     |
| 14     | 20.434 | 55.398  | 14     | 20.776 | 55.512  | 71     | 22.327 | 55.567  | 71     | 23.910 | 56.127  | 71     | 25.217 | 55.817     |
| 71     | 21.266 | 56.304  | 71     | 21.619 | 55.523  | 3      | 23.033 | 55.888  | 3      | 24.745 | 56.256  | 3      | 25.751 | 55.516     |
| 3      | 21.665 | 56.237  | 3      | 22.004 | 55.509  | 60     | 24.048 | 55.751  | 17     | 27.771 | 57.850  | 17     | 29.436 | 56.175     |
| 60     | 22.095 | 56.152  | 60     | 23.156 | 56.231  | 17     | 24.465 | 55.792  |        |        |         | 60     | 1 LAP  | 1:59.222 P |
| 17     | 22.948 | 56.118  | 17     | 23.532 | 55.754  |        |        |         |        |        |         |        |        |            |

# BARC Westfield Sportscar Series

## RACE 8 - LAP CHART

| Lap 16 |        |          | Lap 17 |        |         | Lap 18 |        |         | Lap 19 |        |         | Lap 20 |        |         |
|--------|--------|----------|--------|--------|---------|--------|--------|---------|--------|--------|---------|--------|--------|---------|
| No     | Behind | Laptime  | No     | Behind | Laptime | No     | Behind | Laptime | No     | Behind | Laptime | No     | Behind | Laptime |
| 26     |        | 54.706   | 26     |        | 54.588  | 26     |        | 54.492  | 26     |        | 54.416  | 26     |        | 55.058  |
| 19     | 18.128 | 54.771   | 19     | 18.408 | 54.868  | 19     | 18.982 | 55.066  | 19     | 19.786 | 55.220  | 19     | 19.747 | 55.019  |
| 29     | 19.274 | 55.161   | 29     | 19.918 | 55.232  | 29     | 20.697 | 55.271  | 2      | 21.858 | 55.413  | 2      | 21.548 | 54.748  |
| 2      | 19.697 | 55.527   | 2      | 20.071 | 54.962  | 2      | 20.861 | 55.282  | 29     | 21.859 | 55.578  | 29     | 21.709 | 54.908  |
| 13     | 20.305 | 55.484   | 13     | 20.786 | 55.069  | 13     | 21.555 | 55.261  | 13     | 22.591 | 55.452  | 13     | 22.813 | 55.280  |
| 14     | 23.744 | 56.009   | 14     | 24.632 | 55.476  | 14     | 25.667 | 55.527  | 14     | 26.734 | 55.483  | 14     | 27.356 | 55.680  |
| 25     | 24.323 | 56.170   | 25     | 25.300 | 55.565  | 25     | 26.604 | 55.796  | 25     | 27.425 | 55.237  | 25     | 27.659 | 55.292  |
| 71     | 26.089 | 55.578   | 71     | 27.116 | 55.615  | 71     | 28.432 | 55.808  | 71     | 29.525 | 55.509  | 71     | 30.343 | 55.876  |
| 3      | 26.581 | 55.536   | 3      | 27.214 | 55.221  | 3      | 28.790 | 56.068  | 3      | 29.598 | 55.224  | 3      | 30.691 | 56.151  |
| 17     | 31.659 | 56.929   | 17     | 34.291 | 57.220  | 17     | 36.674 | 56.875  | 17     | 39.333 | 57.075  | 17     | 41.667 | 57.392  |
| 60     | 1 LAP  | 1:00.906 | 60     | 1 LAP  | 56.988  | 60     | 1 LAP  | 56.539  | 60     | 1 LAP  | 57.881  | 60     | 1 LAP  | 57.081  |

# BARC Westfield Sportscar Series

## RACE 8 - LAP CHART

| Lap 21 |        |         | Lap 22 |        |         |
|--------|--------|---------|--------|--------|---------|
| No     | Behind | Laptime | No     | Behind | Laptime |
| 26     |        | 54.912  | 26     |        | 55.276  |
| 19     | 20.330 | 55.495  | 19     | 20.219 | 55.165  |
| 2      | 21.319 | 54.683  | 2      | 20.553 | 54.510  |
| 29     | 21.850 | 55.053  | 29     | 21.170 | 54.596  |
| 13     | 23.946 | 56.045  | 13     | 24.492 | 55.822  |
| 14     | 28.000 | 55.556  | 14     | 27.965 | 55.241  |
| 25     | 28.709 | 55.962  | 25     | 28.718 | 55.285  |
| 71     | 30.928 | 55.497  | 71     | 31.153 | 55.501  |
| 3      | 31.027 | 55.248  | 3      | 31.261 | 55.510  |
| 17     | 44.715 | 57.960  | 17     | 46.715 | 57.276  |
| 60     | 1 LAP  | 57.345  | 60     | 1 LAP  | 56.583  |



# Radical UK Cup

## QUALIFYING - RACE 3 - CLASSIFICATION

| POS | NO | CL | NAME                 | ENTRY         | TIME   | ON | LAPS | GAP    | DIFF  | MPH   |
|-----|----|----|----------------------|---------------|--------|----|------|--------|-------|-------|
| 1   | 11 | I  | Jamie PATTERSON      | Radical SR8LM | 44.188 | 14 | 16   |        |       | 97.65 |
| 2   | 27 | M  | Ben JACKSON          | Radical SR8   | 44.595 | 16 | 21   | 0.407  | 0.407 | 96.76 |
| 3   | 1  | M  | WRIGHT / JOHNSTON    | Radical SR8   | 44.883 | 18 | 19   | 0.695  | 0.288 | 96.13 |
| 4   | 14 | M  | BROMILEY / WHELDON   | Radical SR8   | 45.087 | 17 | 25   | 0.899  | 0.204 | 95.70 |
| 5   | 88 | M  | WOODWARD / KAISER    | Radical SR8   | 45.112 | 21 | 23   | 0.924  | 0.025 | 95.65 |
| 6   | 7  | I  | WILLIAMS / FREEMAN   | Radical PR6   | 45.325 | 6  | 10   | 1.137  | 0.213 | 95.20 |
| 7   | 61 | M  | Manhal ALLOS         | Radical SR8   | 45.396 | 20 | 23   | 1.208  | 0.071 | 95.05 |
| 8   | 18 | S  | THOMAS / LOUGHRAN    | Radical SR3   | 46.570 | 22 | 26   | 2.382  | 1.174 | 92.65 |
| 9   | 45 | S  | Colin NOBLE          | Radical SR3   | 46.716 | 22 | 22   | 2.528  | 0.146 | 92.36 |
| 10  | 71 | S  | EDWARDS / ABBOTT     | Radical SR8   | 46.959 | 20 | 23   | 2.771  | 0.243 | 91.88 |
| 11  | 42 | S  | ALLEN / SAGGERS      | Radical SR3   | 47.058 | 16 | 26   | 2.870  | 0.099 | 91.69 |
| 12  | 19 | I  | ASHTON / KANE        | Radical PR6   | 47.063 | 7  | 10   | 2.875  | 0.005 | 91.68 |
| 13  | 70 | P  | MORRISON / PATTERSON | Radical PR6   | 48.124 | 14 | 15   | 3.936  | 1.061 | 89.66 |
| 14  | 99 | I  | CORBETT / BARROW     | Radical SR3   | 48.883 | 19 | 21   | 4.695  | 0.759 | 88.27 |
| 15  | 28 | P  | Michael JACKSON      | Radical PR6   | 50.100 | 17 | 19   | 5.912  | 1.217 | 86.12 |
| 16  | 25 | M  | Richard FEARNES      | Radical SR8   | 50.646 | 2  | 3    | 6.458  | 0.546 | 85.20 |
| 17  | 44 | S  | BROWN / COMPTON      | Radical SR3   | 54.605 | 4  | 8    | 10.417 | 3.959 | 79.02 |

Weather / Track : Cloudy / Damp

These results are provisional until the conclusion of any judicial and technical matters.

Brands Hatch Indy  
Circuit Length = 1.1986 miles  
Start: 10:00 End: 10:32

Clerk of Course :

Timekeeper :

# Radical UK Cup

## QUALIFYING - RACE 3 - LAP ANALYSIS

|           |                           |            |              |      |               |            |                     |                      |  |
|-----------|---------------------------|------------|--------------|------|---------------|------------|---------------------|----------------------|--|
| <b>1</b>  | <b>WRIGHT / JOHNSTON</b>  |            |              |      |               |            | M                   | <b>Radical SR8</b>   |  |
| 1 -       | 55.061                    | + 10.178   | 10:03:32.112 | 11 - | 46.267        | + 1.384    | 10:15:54.429        |                      |  |
| 2 -       | 49.487                    | + 4.604    | 10:04:21.599 | 12 - | 45.977        | + 1.094    | 10:16:40.406        |                      |  |
| 3 -       | 51.903                    | + 7.020    | 10:05:13.502 | 13 - | 50.932        | + 6.049    | 10:17:31.338        |                      |  |
| 4 -       | 54.052                    | + 9.169    | 10:06:07.554 | 14 - | 45.671        | + 0.788    | 10:18:17.009        |                      |  |
| 5 -       | 4:38.126 P                | + 3:53.243 | 10:10:45.680 | 15 - | 45.339        | + 0.456    | 10:19:02.348        |                      |  |
| 6 -       | 1:03.966                  | + 19.083   | 10:11:49.646 | 16 - | 44.977        | + 0.094    | 10:19:47.325        |                      |  |
| 7 -       | 53.028                    | + 8.145    | 10:12:42.674 | 17 - | 51.609        | + 6.726    | 10:20:38.934        |                      |  |
| 8 -       | 50.434                    | + 5.551    | 10:13:33.108 | 18 - | <b>44.883</b> |            | <b>10:21:23.817</b> |                      |  |
| 9 -       | 47.941                    | + 3.058    | 10:14:21.049 | 19 - | 2:40.574 P    | + 1:55.691 | 10:24:04.391        |                      |  |
| 10 -      | 47.113                    | + 2.230    | 10:15:08.162 |      |               |            |                     |                      |  |
| <b>7</b>  | <b>WILLIAMS / FREEMAN</b> |            |              |      |               |            | I                   | <b>Radical PR6</b>   |  |
| 1 -       | 57.313                    | + 11.988   | 10:14:27.906 | 6 -  | <b>45.325</b> |            | <b>10:18:28.264</b> |                      |  |
| 2 -       | 50.746                    | + 5.421    | 10:15:18.652 | 7 -  | 54.185        | + 8.860    | 10:19:22.449        |                      |  |
| 3 -       | 47.411                    | + 2.086    | 10:16:06.063 | 8 -  | 45.349        | + 0.024    | 10:20:07.798        |                      |  |
| 4 -       | 46.205                    | + 0.880    | 10:16:52.268 | 9 -  | 48.066        | + 2.741    | 10:20:55.864        |                      |  |
| 5 -       | 50.671                    | + 5.346    | 10:17:42.939 | 10 - | 45.414        | + 0.089    | 10:21:41.278        |                      |  |
| <b>11</b> | <b>Jamie PATTERSON</b>    |            |              |      |               |            | I                   | <b>Radical SR8LM</b> |  |
| 1 -       | 57.671                    | + 13.483   | 10:03:37.659 | 9 -  | 46.355        | + 2.167    | 10:12:48.383        |                      |  |
| 2 -       | 49.341                    | + 5.153    | 10:04:27.000 | 10 - | 46.109        | + 1.921    | 10:13:34.492        |                      |  |
| 3 -       | 47.355                    | + 3.167    | 10:05:14.355 | 11 - | 3:43.735 P    | + 2:59.547 | 10:17:18.227        |                      |  |
| 4 -       | 49.473                    | + 5.285    | 10:06:03.828 | 12 - | 51.302        | + 7.114    | 10:18:09.529        |                      |  |
| 5 -       | 3:17.236 P                | + 2:33.048 | 10:09:21.064 | 13 - | 44.485        | + 0.297    | 10:18:54.014        |                      |  |
| 6 -       | 59.948                    | + 15.760   | 10:10:21.012 | 14 - | <b>44.188</b> |            | <b>10:19:38.202</b> |                      |  |
| 7 -       | 52.183                    | + 7.995    | 10:11:13.195 | 15 - | 45.133        | + 0.945    | 10:20:23.335        |                      |  |
| 8 -       | 48.833                    | + 4.645    | 10:12:02.028 | 16 - | 49.950        | + 5.762    | 10:21:13.285        |                      |  |
| <b>14</b> | <b>BROMILEY / WHELDON</b> |            |              |      |               |            | M                   | <b>Radical SR8</b>   |  |
| 1 -       | 57.101                    | + 12.014   | 10:02:09.557 | 14 - | 48.921        | + 3.834    | 10:15:01.354        |                      |  |
| 2 -       | 49.544                    | + 4.457    | 10:02:59.101 | 15 - | 52.446        | + 7.359    | 10:15:53.800        |                      |  |
| 3 -       | 49.355                    | + 4.268    | 10:03:48.456 | 16 - | 46.201        | + 1.114    | 10:16:40.001        |                      |  |
| 4 -       | 49.033                    | + 3.946    | 10:04:37.489 | 17 - | <b>45.087</b> |            | <b>10:17:25.088</b> |                      |  |
| 5 -       | 47.832                    | + 2.745    | 10:05:25.321 | 18 - | 2:45.500 P    | + 2:00.413 | 10:20:10.588        |                      |  |
| 6 -       | 2:40.934 P                | + 1:55.847 | 10:08:06.255 | 19 - | 1:01.687      | + 16.600   | 10:21:12.275        |                      |  |
| 7 -       | 1:01.563                  | + 16.476   | 10:09:07.818 | 20 - | 52.895        | + 7.808    | 10:22:05.170        |                      |  |
| 8 -       | 53.469                    | + 8.382    | 10:10:01.287 | 21 - | 49.133        | + 4.046    | 10:22:54.303        |                      |  |
| 9 -       | 52.064                    | + 6.977    | 10:10:53.351 | 22 - | 46.829        | + 1.742    | 10:23:41.132        |                      |  |
| 10 -      | 50.692                    | + 5.605    | 10:11:44.043 | 23 - | 46.040        | + 0.953    | 10:24:27.172        |                      |  |
| 11 -      | 52.857                    | + 7.770    | 10:12:36.900 | 24 - | 48.979        | + 3.892    | 10:25:16.151        |                      |  |
| 12 -      | 47.775                    | + 2.688    | 10:13:24.675 | 25 - | 56.141        | + 11.054   | 10:26:12.292        |                      |  |
| 13 -      | 47.758                    | + 2.671    | 10:14:12.433 |      |               |            |                     |                      |  |
| <b>18</b> | <b>THOMAS / LOUGHRAN</b>  |            |              |      |               |            | S                   | <b>Radical SR3</b>   |  |
| 1 -       | 1:01.205                  | + 14.635   | 10:01:21.835 | 14 - | 49.548        | + 2.978    | 10:14:57.574        |                      |  |
| 2 -       | 53.555                    | + 6.985    | 10:02:15.390 | 15 - | 49.706        | + 3.136    | 10:15:47.280        |                      |  |
| 3 -       | 53.237                    | + 6.667    | 10:03:08.627 | 16 - | 48.544        | + 1.974    | 10:16:35.824        |                      |  |
| 4 -       | 52.139                    | + 5.569    | 10:04:00.766 | 17 - | 48.048        | + 1.478    | 10:17:23.872        |                      |  |
| 5 -       | 50.397                    | + 3.827    | 10:04:51.163 | 18 - | 47.629        | + 1.059    | 10:18:11.501        |                      |  |
| 6 -       | 51.813                    | + 5.243    | 10:05:42.976 | 19 - | 47.133        | + 0.563    | 10:18:58.634        |                      |  |
| 7 -       | 2:58.343 P                | + 2:11.773 | 10:08:41.319 | 20 - | 46.738        | + 0.168    | 10:19:45.372        |                      |  |
| 8 -       | 1:03.102                  | + 16.532   | 10:09:44.421 | 21 - | 46.821        | + 0.251    | 10:20:32.193        |                      |  |
| 9 -       | 54.054                    | + 7.484    | 10:10:38.475 | 22 - | <b>46.570</b> |            | <b>10:21:18.763</b> |                      |  |
| 10 -      | 51.771                    | + 5.201    | 10:11:30.246 | 23 - | 56.510        | + 9.940    | 10:22:15.273        |                      |  |
| 11 -      | 53.951                    | + 7.381    | 10:12:24.197 | 24 - | 58.911        | + 12.341   | 10:23:14.184        |                      |  |
| 12 -      | 53.357                    | + 6.787    | 10:13:17.554 | 25 - | 48.088        | + 1.518    | 10:24:02.272        |                      |  |
| 13 -      | 50.472                    | + 3.902    | 10:14:08.026 | 26 - | 48.163        | + 1.593    | 10:24:50.435        |                      |  |
| <b>19</b> | <b>ASHTON / KANE</b>      |            |              |      |               |            | I                   | <b>Radical PR6</b>   |  |
| 1 -       | 59.926                    | + 12.863   | 10:03:11.724 | 6 -  | 47.479        | + 0.416    | 10:07:14.997        |                      |  |
| 2 -       | 50.709                    | + 3.646    | 10:04:02.433 | 7 -  | <b>47.063</b> |            | <b>10:08:02.060</b> |                      |  |
| 3 -       | 48.613                    | + 1.550    | 10:04:51.046 | 8 -  | 4:04.894 P    | + 3:17.831 | 10:12:06.954        |                      |  |
| 4 -       | 49.186                    | + 2.123    | 10:05:40.232 | 9 -  | 55.195        | + 8.132    | 10:13:02.149        |                      |  |

Brands Hatch Indy  
Circuit Length = 1.1986 miles  
Start: 10:00 End: 10:32

Weather / Track : Cloudy / Damp

# Radical UK Cup

## QUALIFYING - RACE 3 - LAP ANALYSIS

|           |                        |            |                     |             |               |            |                     |
|-----------|------------------------|------------|---------------------|-------------|---------------|------------|---------------------|
| 5 -       | 47.286                 | + 0.223    | 10:06:27.518        | 10 -        | 48.444        | + 1.381    | 10:13:50.593        |
| <b>25</b> | <b>Richard FEARNS</b>  |            | M                   | Radical SR8 |               |            |                     |
| 1 -       | 50.772                 | + 0.126    | 10:03:40.423        | 3 -         | 50.949        | + 0.303    | 10:05:22.018        |
| 2 -       | <b>50.646</b>          |            | <b>10:04:31.069</b> |             |               |            |                     |
| <b>27</b> | <b>Ben JACKSON</b>     |            | M                   | Radical SR8 |               |            |                     |
| 1 -       | 53.989                 | + 9.394    | 10:03:29.157        | 12 -        | 48.709        | + 4.114    | 10:15:45.754        |
| 2 -       | 48.762                 | + 4.167    | 10:04:17.919        | 13 -        | 46.364        | + 1.769    | 10:16:32.118        |
| 3 -       | 47.751                 | + 3.156    | 10:05:05.670        | 14 -        | 2:34.928 P    | + 1:50.333 | 10:19:07.046        |
| 4 -       | 48.675                 | + 4.080    | 10:05:54.345        | 15 -        | 49.191        | + 4.596    | 10:19:56.237        |
| 5 -       | 47.112                 | + 2.517    | 10:06:41.457        | 16 -        | <b>44.595</b> |            | <b>10:20:40.832</b> |
| 6 -       | 3:48.208 P             | + 3:03.613 | 10:10:29.665        | 17 -        | 44.836        | + 0.241    | 10:21:25.668        |
| 7 -       | 59.161                 | + 14.566   | 10:11:28.826        | 18 -        | 44.856        | + 0.261    | 10:22:10.524        |
| 8 -       | 57.056                 | + 12.461   | 10:12:25.882        | 19 -        | 55.602        | + 11.007   | 10:23:06.126        |
| 9 -       | 53.533                 | + 8.938    | 10:13:19.415        | 20 -        | 44.748        | + 0.153    | 10:23:50.874        |
| 10 -      | 51.137                 | + 6.542    | 10:14:10.552        | 21 -        | 56.011        | + 11.416   | 10:24:46.885        |
| 11 -      | 46.493                 | + 1.898    | 10:14:57.045        |             |               |            |                     |
| <b>28</b> | <b>Michael JACKSON</b> |            | P                   | Radical PR6 |               |            |                     |
| 1 -       | 54.863                 | + 4.763    | 10:04:40.213        | 11 -        | 52.663        | + 2.563    | 10:15:05.097        |
| 2 -       | 52.296                 | + 2.196    | 10:05:32.509        | 12 -        | 2:19.910 P    | + 1:29.810 | 10:17:25.007        |
| 3 -       | 2:34.359               | + 1:44.259 | 10:08:06.868        | 13 -        | 57.193        | + 7.093    | 10:18:22.200        |
| 4 -       | 50.923                 | + 0.823    | 10:08:57.791        | 14 -        | 52.072        | + 1.972    | 10:19:14.272        |
| 5 -       | 52.795                 | + 2.695    | 10:09:50.586        | 15 -        | 52.127        | + 2.027    | 10:20:06.399        |
| 6 -       | 50.808                 | + 0.708    | 10:10:41.394        | 16 -        | 51.652        | + 1.552    | 10:20:58.051        |
| 7 -       | 50.731                 | + 0.631    | 10:11:32.125        | 17 -        | <b>50.100</b> |            | <b>10:21:48.151</b> |
| 8 -       | 53.288                 | + 3.188    | 10:12:25.413        | 18 -        | 53.867        | + 3.767    | 10:22:42.018        |
| 9 -       | 54.751                 | + 4.651    | 10:13:20.164        | 19 -        | 52.206        | + 2.106    | 10:23:34.224        |
| 10 -      | 52.270                 | + 2.170    | 10:14:12.434        |             |               |            |                     |
| <b>42</b> | <b>ALLEN / SAGGERS</b> |            | S                   | Radical SR3 |               |            |                     |
| 1 -       | 1:06.353               | + 19.295   | 10:03:53.101        | 14 -        | 47.351        | + 0.293    | 10:14:52.183        |
| 2 -       | 56.115                 | + 9.057    | 10:04:49.216        | 15 -        | 48.132        | + 1.074    | 10:15:40.315        |
| 3 -       | 54.434                 | + 7.376    | 10:05:43.650        | 16 -        | <b>47.058</b> |            | <b>10:16:27.373</b> |
| 4 -       | 52.222                 | + 5.164    | 10:06:35.872        | 17 -        | 2:03.142 P    | + 1:16.084 | 10:18:30.515        |
| 5 -       | 50.287                 | + 3.229    | 10:07:26.159        | 18 -        | 57.754        | + 10.696   | 10:19:28.269        |
| 6 -       | 49.719                 | + 2.661    | 10:08:15.878        | 19 -        | 51.151        | + 4.093    | 10:20:19.420        |
| 7 -       | 52.376                 | + 5.318    | 10:09:08.254        | 20 -        | 50.416        | + 3.358    | 10:21:09.836        |
| 8 -       | 51.735                 | + 4.677    | 10:09:59.989        | 21 -        | 49.087        | + 2.029    | 10:21:58.923        |
| 9 -       | 48.834                 | + 1.776    | 10:10:48.823        | 22 -        | 47.884        | + 0.826    | 10:22:46.807        |
| 10 -      | 48.314                 | + 1.256    | 10:11:37.137        | 23 -        | 48.023        | + 0.965    | 10:23:34.830        |
| 11 -      | 48.294                 | + 1.236    | 10:12:25.431        | 24 -        | 48.282        | + 1.224    | 10:24:23.112        |
| 12 -      | 51.842                 | + 4.784    | 10:13:17.273        | 25 -        | 47.860        | + 0.802    | 10:25:10.972        |
| 13 -      | 47.559                 | + 0.501    | 10:14:04.832        | 26 -        | 48.440        | + 1.382    | 10:25:59.412        |
| <b>44</b> | <b>BROWN / COMPTON</b> |            | S                   | Radical SR3 |               |            |                     |
| 1 -       | 1:08.411               | + 13.806   | 10:03:08.078        | 5 -         | 54.633        | + 0.028    | 10:06:56.076        |
| 2 -       | 59.770                 | + 5.165    | 10:04:07.848        | 6 -         | 4:22.553 P    | + 3:27.948 | 10:11:18.629        |
| 3 -       | 58.990                 | + 4.385    | 10:05:06.838        | 7 -         | 1:04.697      | + 10.092   | 10:12:23.326        |
| 4 -       | <b>54.605</b>          |            | <b>10:06:01.443</b> | 8 -         | 1:01.069      | + 6.464    | 10:13:24.395        |
| <b>45</b> | <b>Colin NOBLE</b>     |            | S                   | Radical SR3 |               |            |                     |
| 1 -       | 56.221                 | + 9.505    | 10:01:12.889        | 12 -        | 58.566        | + 11.850   | 10:13:53.765        |
| 2 -       | 53.669                 | + 6.953    | 10:02:06.558        | 13 -        | 52.667        | + 5.951    | 10:14:46.432        |
| 3 -       | 51.836                 | + 5.120    | 10:02:58.394        | 14 -        | 51.242        | + 4.526    | 10:15:37.674        |
| 4 -       | 51.227                 | + 4.511    | 10:03:49.621        | 15 -        | 49.480        | + 2.764    | 10:16:27.154        |
| 5 -       | 50.370                 | + 3.654    | 10:04:39.991        | 16 -        | 47.704        | + 0.988    | 10:17:14.858        |
| 6 -       | 49.166                 | + 2.450    | 10:05:29.157        | 17 -        | 47.809        | + 1.093    | 10:18:02.667        |
| 7 -       | 49.437                 | + 2.721    | 10:06:18.594        | 18 -        | 48.019        | + 1.303    | 10:18:50.686        |
| 8 -       | 49.634                 | + 2.918    | 10:07:08.228        | 19 -        | 47.599        | + 0.883    | 10:19:38.285        |
| 9 -       | 48.509                 | + 1.793    | 10:07:56.737        | 20 -        | 47.208        | + 0.492    | 10:20:25.493        |
| 10 -      | 48.872                 | + 2.156    | 10:08:45.609        | 21 -        | 46.865        | + 0.149    | 10:21:12.358        |
| 11 -      | 4:09.590 P             | + 3:22.874 | 10:12:55.199        | 22 -        | <b>46.716</b> |            | <b>10:21:59.074</b> |

Brands Hatch Indy  
Circuit Length = 1.1986 miles  
Start: 10:00 End: 10:32

Weather / Track : Cloudy / Damp

# Radical UK Cup

## QUALIFYING - RACE 3 - LAP ANALYSIS


|           |                             |            |              |      |               |            |                     |                    |  |  |  |  |  |
|-----------|-----------------------------|------------|--------------|------|---------------|------------|---------------------|--------------------|--|--|--|--|--|
| <b>61</b> | <b>Manhal ALLOS</b>         |            |              |      |               |            | <b>M</b>            | <b>Radical SR8</b> |  |  |  |  |  |
| 1 -       | 57.185                      | + 11.789   | 10:02:05.603 | 13 - | 48.521        | + 3.125    | 10:14:12.300        |                    |  |  |  |  |  |
| 2 -       | 50.546                      | + 5.150    | 10:02:56.149 | 14 - | 47.047        | + 1.651    | 10:14:59.347        |                    |  |  |  |  |  |
| 3 -       | 50.130                      | + 4.734    | 10:03:46.279 | 15 - | 2:33.535 P    | + 1:48.139 | 10:17:32.882        |                    |  |  |  |  |  |
| 4 -       | 49.356                      | + 3.960    | 10:04:35.635 | 16 - | 50.460        | + 5.064    | 10:18:23.342        |                    |  |  |  |  |  |
| 5 -       | 48.670                      | + 3.274    | 10:05:24.305 | 17 - | 47.855        | + 2.459    | 10:19:11.197        |                    |  |  |  |  |  |
| 6 -       | 48.540                      | + 3.144    | 10:06:12.845 | 18 - | 45.491        | + 0.095    | 10:19:56.688        |                    |  |  |  |  |  |
| 7 -       | 2:45.190 P                  | + 1:59.794 | 10:08:58.035 | 19 - | 45.861        | + 0.465    | 10:20:42.549        |                    |  |  |  |  |  |
| 8 -       | 1:02.628                    | + 17.232   | 10:10:00.663 | 20 - | <b>45.396</b> |            | <b>10:21:27.945</b> |                    |  |  |  |  |  |
| 9 -       | 52.410                      | + 7.014    | 10:10:53.073 | 21 - | 46.758        | + 1.362    | 10:22:14.703        |                    |  |  |  |  |  |
| 10 -      | 50.470                      | + 5.074    | 10:11:43.543 | 22 - | 46.191        | + 0.795    | 10:23:00.894        |                    |  |  |  |  |  |
| 11 -      | 49.153                      | + 3.757    | 10:12:32.696 | 23 - | 47.505        | + 2.109    | 10:23:48.399        |                    |  |  |  |  |  |
| 12 -      | 51.083                      | + 5.687    | 10:13:23.779 |      |               |            |                     |                    |  |  |  |  |  |
| <b>70</b> | <b>MORRISON / PATTERSON</b> |            |              |      |               |            | <b>P</b>            | <b>Radical PR6</b> |  |  |  |  |  |
| 1 -       | 59.157                      | + 11.033   | 10:03:12.397 | 9 -  | 1:04.083      | + 15.959   | 10:14:39.404        |                    |  |  |  |  |  |
| 2 -       | 51.568                      | + 3.444    | 10:04:03.965 | 10 - | 54.479        | + 6.355    | 10:15:33.883        |                    |  |  |  |  |  |
| 3 -       | 50.605                      | + 2.481    | 10:04:54.570 | 11 - | 50.351        | + 2.227    | 10:16:24.234        |                    |  |  |  |  |  |
| 4 -       | 49.373                      | + 1.249    | 10:05:43.943 | 12 - | 48.604        | + 0.480    | 10:17:12.838        |                    |  |  |  |  |  |
| 5 -       | 50.880                      | + 2.756    | 10:06:34.823 | 13 - | 49.211        | + 1.087    | 10:18:02.049        |                    |  |  |  |  |  |
| 6 -       | 49.987                      | + 1.863    | 10:07:24.810 | 14 - | <b>48.124</b> |            | <b>10:18:50.173</b> |                    |  |  |  |  |  |
| 7 -       | 49.845                      | + 1.721    | 10:08:14.655 | 15 - | 1:57.793 P    | + 1:09.669 | 10:20:47.966        |                    |  |  |  |  |  |
| 8 -       | 5:20.666 P                  | + 4:32.542 | 10:13:35.321 |      |               |            |                     |                    |  |  |  |  |  |
| <b>71</b> | <b>EDWARDS / ABBOTT</b>     |            |              |      |               |            | <b>S</b>            | <b>Radical SR8</b> |  |  |  |  |  |
| 1 -       | 2:47.555 P                  | + 2:00.596 | 10:03:27.049 | 13 - | 55.326        | + 8.367    | 10:16:02.607        |                    |  |  |  |  |  |
| 2 -       | 1:01.197                    | + 14.238   | 10:04:28.246 | 14 - | 48.902        | + 1.943    | 10:16:51.509        |                    |  |  |  |  |  |
| 3 -       | 54.406                      | + 7.447    | 10:05:22.652 | 15 - | 48.384        | + 1.425    | 10:17:39.893        |                    |  |  |  |  |  |
| 4 -       | 1:25.942 P                  | + 38.983   | 10:06:48.594 | 16 - | 47.794        | + 0.835    | 10:18:27.687        |                    |  |  |  |  |  |
| 5 -       | 56.122                      | + 9.163    | 10:07:44.716 | 17 - | 47.420        | + 0.461    | 10:19:15.107        |                    |  |  |  |  |  |
| 6 -       | 51.422                      | + 4.463    | 10:08:36.138 | 18 - | 51.093        | + 4.134    | 10:20:06.200        |                    |  |  |  |  |  |
| 7 -       | 49.071                      | + 2.112    | 10:09:25.209 | 19 - | 47.208        | + 0.249    | 10:20:53.408        |                    |  |  |  |  |  |
| 8 -       | 49.987                      | + 3.028    | 10:10:15.196 | 20 - | <b>46.959</b> |            | <b>10:21:40.367</b> |                    |  |  |  |  |  |
| 9 -       | 49.270                      | + 2.311    | 10:11:04.466 | 21 - | 47.427        | + 0.468    | 10:22:27.794        |                    |  |  |  |  |  |
| 10 -      | 48.830                      | + 1.871    | 10:11:53.296 | 22 - | 47.401        | + 0.442    | 10:23:15.195        |                    |  |  |  |  |  |
| 11 -      | 49.431                      | + 2.472    | 10:12:42.727 | 23 - | 47.691        | + 0.732    | 10:24:02.886        |                    |  |  |  |  |  |
| 12 -      | 2:24.554 P                  | + 1:37.595 | 10:15:07.281 |      |               |            |                     |                    |  |  |  |  |  |
| <b>88</b> | <b>WOODWARD / KAISER</b>    |            |              |      |               |            | <b>M</b>            | <b>Radical SR8</b> |  |  |  |  |  |
| 1 -       | 57.024                      | + 11.912   | 10:01:24.600 | 13 - | 46.641        | + 1.529    | 10:14:00.863        |                    |  |  |  |  |  |
| 2 -       | 50.679                      | + 5.567    | 10:02:15.279 | 14 - | 47.149        | + 2.037    | 10:14:48.012        |                    |  |  |  |  |  |
| 3 -       | 52.267                      | + 7.155    | 10:03:07.546 | 15 - | 46.737        | + 1.625    | 10:15:34.749        |                    |  |  |  |  |  |
| 4 -       | 55.884                      | + 10.772   | 10:04:03.430 | 16 - | 2:24.672 P    | + 1:39.560 | 10:17:59.421        |                    |  |  |  |  |  |
| 5 -       | 55.558                      | + 10.446   | 10:04:58.988 | 17 - | 49.599        | + 4.487    | 10:18:49.020        |                    |  |  |  |  |  |
| 6 -       | 2:54.682 P                  | + 2:09.570 | 10:07:53.670 | 18 - | 45.165        | + 0.053    | 10:19:34.185        |                    |  |  |  |  |  |
| 7 -       | 1:02.996                    | + 17.884   | 10:08:56.666 | 19 - | 45.981        | + 0.869    | 10:20:20.166        |                    |  |  |  |  |  |
| 8 -       | 56.274                      | + 11.162   | 10:09:52.940 | 20 - | 47.312        | + 2.200    | 10:21:07.478        |                    |  |  |  |  |  |
| 9 -       | 53.065                      | + 7.953    | 10:10:46.005 | 21 - | <b>45.112</b> |            | <b>10:21:52.590</b> |                    |  |  |  |  |  |
| 10 -      | 49.211                      | + 4.099    | 10:11:35.216 | 22 - | 45.633        | + 0.521    | 10:22:38.223        |                    |  |  |  |  |  |
| 11 -      | 49.337                      | + 4.225    | 10:12:24.553 | 23 - | 45.284        | + 0.172    | 10:23:23.507        |                    |  |  |  |  |  |
| 12 -      | 49.669                      | + 4.557    | 10:13:14.222 |      |               |            |                     |                    |  |  |  |  |  |
| <b>99</b> | <b>CORBETT / BARROW</b>     |            |              |      |               |            | <b>I</b>            | <b>Radical SR3</b> |  |  |  |  |  |
| 1 -       | 1:07.897                    | + 19.014   | 10:03:13.159 | 12 - | 51.840        | + 2.957    | 10:14:50.569        |                    |  |  |  |  |  |
| 2 -       | 55.772                      | + 6.889    | 10:04:08.931 | 13 - | 51.245        | + 2.362    | 10:15:41.814        |                    |  |  |  |  |  |
| 3 -       | 56.551                      | + 7.668    | 10:05:05.482 | 14 - | 3:44.319 P    | + 2:55.436 | 10:19:26.133        |                    |  |  |  |  |  |
| 4 -       | 53.107                      | + 4.224    | 10:05:58.589 | 15 - | 59.645        | + 10.762   | 10:20:25.778        |                    |  |  |  |  |  |
| 5 -       | 52.287                      | + 3.404    | 10:06:50.876 | 16 - | 50.734        | + 1.851    | 10:21:16.512        |                    |  |  |  |  |  |
| 6 -       | 53.394                      | + 4.511    | 10:07:44.270 | 17 - | 49.797        | + 0.914    | 10:22:06.309        |                    |  |  |  |  |  |
| 7 -       | 51.912                      | + 3.029    | 10:08:36.182 | 18 - | 49.425        | + 0.542    | 10:22:55.734        |                    |  |  |  |  |  |
| 8 -       | 2:44.011 P                  | + 1:55.128 | 10:11:20.193 | 19 - | <b>48.883</b> |            | <b>10:23:44.617</b> |                    |  |  |  |  |  |
| 9 -       | 57.753                      | + 8.870    | 10:12:17.946 | 20 - | 49.246        | + 0.363    | 10:24:33.863        |                    |  |  |  |  |  |
| 10 -      | 50.900                      | + 2.017    | 10:13:08.846 | 21 - | 49.063        | + 0.180    | 10:25:22.926        |                    |  |  |  |  |  |
| 11 -      | 49.883                      | + 1.000    | 10:13:58.729 |      |               |            |                     |                    |  |  |  |  |  |

Brands Hatch Indy  
Circuit Length = 1.1986 miles  
Start: 10:00 End: 10:32

Weather / Track : Cloudy / Damp

# Radical UK Cup

## RACE 3 - GRID

|  |                                     |                                   |
|--|-------------------------------------|-----------------------------------|
| ROW 9  | 54.605<br>44   BROWN / COMPTON      |                                   |
| ROW 8  | 50.100<br>28   Michael JACKSON      | 50.646<br>25   Richard FEARNES    |
| ROW 7  | 48.124<br>70   MORRISON / PATTERSON | 48.883<br>99   CORBETT / BARROW   |
| ROW 6  | 47.058<br>42   ALLEN / SAGGERS      | 47.063<br>19   ASHTON / KANE      |
| ROW 5  | 46.716<br>45   Colin NOBLE          | 46.959<br>71   EDWARDS / ABBOTT   |
| ROW 4  | 45.396<br>61   Manhal ALLOS         | 46.570<br>18   THOMAS / LOUGHRAN  |
| ROW 3  | 45.112<br>88   WOODWARD / KAISER    | 45.325<br>7   WILLIAMS / FREEMAN  |
| ROW 2  | 44.883<br>1   MOSELEY / JOHNSTON    | 45.087<br>14   BROMILEY / WHELDON |
| ROW 1  | 44.188<br>11   Jamie PATTERSON      | 44.595<br>27   Ben JACKSON        |
| <b>Pole</b>  |                                     |                                   |
|  |                                     |                                   |

Brands Hatch Indy  
Circuit Length = 1.1986 miles

**These results are provisional until the conclusion of any judicial and technical matters.**

|                   |  |              |
|-------------------|--|--------------|
| Clerk of Course : |  | Timekeeper : |
|-------------------|--|--------------|

# Radical UK Cup

## RACE 3 - CLASSIFICATION

| POS            | NO | CL | NAME                 | ENTRY         | LAPS | TIME      | GAP     | DIFF      | MPH   | BEST       | ON |
|----------------|----|----|----------------------|---------------|------|-----------|---------|-----------|-------|------------|----|
| 1              | 1  | M  | JOHNSTON / MOSELEY   | Radical SR8   | 62   | 50:02.223 |         |           | 89.11 | 44.443     | 53 |
| 2              | 27 | M  | Ben JACKSON          | Radical SR8   | 62   | 50:02.704 | 0.481   | 0.481     | 89.09 | 44.721     | 4  |
| 3              | 14 | M  | BROMILEY / WHELDON   | Radical SR8   | 61   | 50:03.971 | 1 lap   | 1 lap     | 87.62 | 45.296     | 51 |
| 4              | 88 | M  | WOODWARD / KAISER    | Radical SR8   | 61   | 50:13.810 | 1 lap   | 9.839     | 87.33 | 45.122     | 35 |
| 5              | 45 | S  | Colin NOBLE          | Radical SR3   | 61   | 50:24.169 | 1 lap   | 10.359    | 87.03 | 46.042     | 19 |
| 6              | 71 | S  | EDWARDS / ABBOTT     | Radical SR8   | 61   | 50:32.979 | 1 lap   | 8.810     | 86.78 | 46.170     | 12 |
| 7              | 42 | S  | SAGGERS / ALLEN      | Radical SR3   | 61   | 50:33.271 | 1 lap   | 0.292     | 86.77 | 46.468     | 55 |
| 8              | 61 | M  | Manhal ALLOS         | Radical SR8   | 60   | 50:31.905 | 2 laps  | 1 lap     | 85.39 | 46.310     | 12 |
| 9              | 19 | I  | KANE / ASHTON        | Radical PR6   | 59   | 50:37.249 | 3 laps  | 1 lap     | 83.82 | 45.756     | 7  |
| 10             | 44 | S  | COMPTON / BROWN      | Radical SR3   | 57   | 50:40.739 | 5 laps  | 2 laps    | 80.88 | 48.232     | 18 |
| 11             | 11 | I  | Jamie PATTERSON      | Radical SR8LM | 56   | 46:38.850 | 6 laps  | 1 lap     | 86.33 | 44.436     | 3  |
| 12             | 28 | P  | Michael JACKSON      | Radical PR6   | 55   | 50:16.605 | 7 laps  | 1 lap     | 78.67 | 48.226     | 50 |
| 13             | 70 | P  | MORRISON / PATTERSON | Radical PR6   | 53   | 50:49.597 | 9 laps  | 2 laps    | 74.99 | 47.106     | 7  |
| 14             | 7  | I  | WILLIAMS / FREEMAN   | Radical PR6   | 47   | 39:31.623 | 15 laps | 6 laps    | 85.51 | 45.674     | 6  |
| 15             | 99 | I  | CORBETT / BARROW     | Radical SR3   | 47   | 41:12.755 | 15 laps | 1:41.132  | 82.01 | 48.069     | 36 |
| NOT CLASSIFIED |    |    |                      |               |      |           |         |           |       |            |    |
| DNC            | 18 | S  | THOMAS / LOUGHRAN    | Radical SR3   | 35   | 50:17.418 | 27 laps | 12 laps   | 50.05 | 47.318     | 4  |
| DNC            | 25 | M  | Richard FEARNES      | Radical SR8   | 0    |           |         |           |       |            |    |
| FASTEST LAP    |    |    |                      |               |      |           |         |           |       |            |    |
|                | 11 | I  | Jamie PATTERSON      | Radical SR8LM | 3    | 44.436    |         | 97.10 mph |       | 156.27 kph |    |
|                | 1  | M  | JOHNSTON / MOSELEY   | Radical SR8   | 53   | 44.443    |         | 97.09 mph |       | 156.25 kph |    |
|                | 45 | S  | Colin NOBLE          | Radical SR3   | 19   | 46.042    |         | 93.71 mph |       | 150.82 kph |    |
|                | 70 | P  | MORRISON / PATTERSON | Radical PR6   | 7    | 47.106    |         | 91.60 mph |       | 147.42 kph |    |

Weather / Track : Bright / Dry

These results are provisional until the conclusion of any judicial and technical matters.

Brands Hatch Indy  
Circuit Length = 1.1986 miles  
Start: 14:24 End: 15:15

Clerk of Course :

Timekeeper :

# Radical UK Cup

## RACE 3 - LAP CHART

| Lap 1 |        |          | Lap 2 |        |         | Lap 3 |        |         | Lap 4 |        |         | Lap 5 |        |         |
|-------|--------|----------|-------|--------|---------|-------|--------|---------|-------|--------|---------|-------|--------|---------|
| No    | Behind | Laptime  | No    | Behind | Laptime | No    | Behind | Laptime | No    | Behind | Laptime | No    | Behind | Laptime |
| 11    |        | 48.203   | 11    |        | 44.904  | 11    |        | 44.436  | 11    |        | 44.439  | 11    |        | 44.775  |
| 27    | 0.440  | 48.643   | 27    | 0.981  | 45.445  | 27    | 1.372  | 44.827  | 27    | 1.654  | 44.721  | 27    | 1.646  | 44.767  |
| 1     | 1.193  | 49.396   | 1     | 1.909  | 45.620  | 1     | 2.284  | 44.811  | 1     | 2.686  | 44.841  | 1     | 3.185  | 45.274  |
| 14    | 2.634  | 50.837   | 14    | 4.187  | 46.457  | 14    | 5.616  | 45.865  | 14    | 6.939  | 45.762  | 14    | 8.098  | 45.934  |
| 88    | 3.009  | 51.212   | 88    | 4.793  | 46.688  | 88    | 6.312  | 45.955  | 88    | 7.769  | 45.896  | 88    | 8.849  | 45.855  |
| 7     | 3.645  | 51.848   | 7     | 5.095  | 46.354  | 7     | 7.032  | 46.373  | 7     | 8.782  | 46.189  | 7     | 10.155 | 46.148  |
| 71    | 4.597  | 52.800   | 71    | 6.714  | 47.021  | 71    | 8.960  | 46.682  | 19    | 10.635 | 45.931  | 19    | 12.019 | 46.159  |
| 18    | 5.886  | 54.089   | 19    | 7.384  | 46.385  | 19    | 9.143  | 46.195  | 71    | 11.818 | 47.297  | 71    | 13.491 | 46.448  |
| 19    | 5.903  | 54.106   | 18    | 9.418  | 48.436  | 18    | 12.986 | 48.004  | 18    | 15.865 | 47.318  | 70    | 20.706 | 48.958  |
| 45    | 5.997  | 54.200   | 70    | 9.520  | 47.481  | 70    | 13.274 | 48.190  | 45    | 16.005 | 46.889  | 18    | 20.713 | 49.623  |
| 70    | 6.943  | 55.146   | 45    | 10.118 | 49.025  | 45    | 13.555 | 47.873  | 70    | 16.523 | 47.688  | 45    | 20.934 | 49.704  |
| 99    | 9.020  | 57.223   | 99    | 14.500 | 50.384  | 99    | 19.221 | 49.157  | 99    | 24.245 | 49.463  | 42    | 28.515 | 48.539  |
| 28    | 9.423  | 57.626   | 28    | 14.922 | 50.403  | 28    | 20.380 | 49.894  | 42    | 24.751 | 48.448  | 28    | 30.546 | 49.290  |
| 44    | 10.428 | 58.631   | 44    | 16.249 | 50.725  | 42    | 20.742 | 48.725  | 61    | 25.293 | 48.051  | 99    | 31.556 | 52.086  |
| 42    | 13.137 | 1:01.340 | 42    | 16.453 | 48.220  | 61    | 21.681 | 46.378  | 28    | 26.031 | 50.090  | 44    | 33.316 | 49.578  |
| 61    | 17.879 | 1:06.082 | 61    | 19.739 | 46.764  | 44    | 22.945 | 51.132  | 44    | 28.513 | 50.007  | 61    | 34.665 | 54.147  |

# Radical UK Cup

## RACE 3 - LAP CHART

| Lap 6 |        |         | Lap 7 |        |         | Lap 8 |        |         | Lap 9 |        |         | Lap 10 |        |         |
|-------|--------|---------|-------|--------|---------|-------|--------|---------|-------|--------|---------|--------|--------|---------|
| No    | Behind | Laptime | No    | Behind | Laptime | No    | Behind | Laptime | No    | Behind | Laptime | No     | Behind | Laptime |
| 11    |        | 44.850  | 11    |        | 44.960  | 11    |        | 45.040  | 11    |        | 45.462  | 11     |        | 45.508  |
| 27    | 1.699  | 44.903  | 27    | 1.478  | 44.739  | 27    | 1.578  | 45.140  | 44    | 1 LAP  | 49.070  | 27     | 2.124  | 46.390  |
| 1     | 3.629  | 45.294  | 1     | 4.437  | 45.768  | 1     | 4.858  | 45.461  | 27    | 1.242  | 45.126  | 99     | 1 LAP  | 50.402  |
| 14    | 9.023  | 45.775  | 14    | 10.202 | 46.139  | 14    | 10.951 | 45.789  | 1     | 4.920  | 45.524  | 44     | 1 LAP  | 50.226  |
| 88    | 10.066 | 46.067  | 88    | 11.076 | 45.970  | 88    | 12.330 | 46.294  | 14    | 11.563 | 46.074  | 1      | 5.571  | 46.159  |
| 7     | 10.979 | 45.674  | 7     | 12.080 | 46.061  | 7     | 13.013 | 45.973  | 88    | 12.981 | 46.113  | 14     | 12.217 | 46.162  |
| 19    | 13.207 | 46.038  | 19    | 14.003 | 45.756  | 19    | 15.153 | 46.190  | 7     | 13.823 | 46.272  | 88     | 13.552 | 46.079  |
| 71    | 15.043 | 46.402  | 71    | 16.483 | 46.400  | 71    | 17.879 | 46.436  | 19    | 15.879 | 46.188  | 7      | 14.526 | 46.211  |
| 70    | 23.223 | 47.367  | 70    | 25.369 | 47.106  | 70    | 27.630 | 47.301  | 71    | 18.752 | 46.335  | 19     | 16.505 | 46.134  |
| 45    | 23.773 | 47.689  | 45    | 25.848 | 47.035  | 45    | 27.890 | 47.082  | 45    | 29.150 | 46.722  | 71     | 19.740 | 46.496  |
| 42    | 30.800 | 47.135  | 42    | 32.821 | 46.981  | 42    | 34.468 | 46.687  | 70    | 30.366 | 48.198  | 45     | 30.200 | 46.558  |
| 99    | 36.039 | 49.333  | 61    | 39.827 | 47.317  | 61    | 41.699 | 46.912  | 42    | 35.821 | 46.815  | 70     | 32.388 | 47.530  |
| 28    | 36.760 | 51.064  | 99    | 40.763 | 49.684  | 99    | 45.190 | 49.467  | 61    | 42.792 | 46.555  | 42     | 37.261 | 46.948  |
| 61    | 37.470 | 47.655  | 44    | 42.119 | 49.388  |       |        |         |       |        |         | 61     | 43.953 | 46.669  |
| 44    | 37.691 | 49.225  |       |        |         |       |        |         |       |        |         |        |        |         |



# Radical UK Cup

## RACE 3 - LAP CHART

| Lap 11 |        |            | Lap 12 |        |         | Lap 13 |        |         | Lap 14 |        |         | Lap 15 |        |         |
|--------|--------|------------|--------|--------|---------|--------|--------|---------|--------|--------|---------|--------|--------|---------|
| No     | Behind | Laptime    | No     | Behind | Laptime | No     | Behind | Laptime | No     | Behind | Laptime | No     | Behind | Laptime |
| 11     |        | 45.216     | 11     |        | 45.555  | 11     |        | 45.170  | 11     |        | 45.344  | 11     |        | 45.654  |
| 28     | 4 LAPS | 3:11.515 P | 61     | 1 LAP  | 47.403  | 61     | 1 LAP  | 46.310  | 27     | 2.621  | 45.754  | 27     | 2.260  | 45.293  |
| 27     | 2.153  | 45.245     | 27     | 1.942  | 45.344  | 27     | 2.211  | 45.439  | 61     | 1 LAP  | 47.300  | 61     | 1 LAP  | 46.591  |
| 1      | 6.577  | 46.222     | 1      | 7.274  | 46.252  | 1      | 7.991  | 45.887  | 1      | 8.735  | 46.088  | 1      | 9.465  | 46.384  |
| 99     | 1 LAP  | 50.187     | 28     | 4 LAPS | 55.242  | 14     | 16.323 | 47.189  | 14     | 17.554 | 46.575  | 14     | 18.489 | 46.589  |
| 44     | 1 LAP  | 50.127     | 14     | 14.304 | 46.932  | 28     | 4 LAPS | 51.601  | 88     | 19.644 | 46.487  | 88     | 20.340 | 46.350  |
| 14     | 12.927 | 45.926     | 44     | 1 LAP  | 49.712  | 88     | 18.501 | 48.315  | 7      | 20.657 | 46.807  | 7      | 21.311 | 46.308  |
| 88     | 14.779 | 46.443     | 99     | 1 LAP  | 51.145  | 7      | 19.194 | 48.023  | 19     | 23.350 | 47.970  | 19     | 24.361 | 46.665  |
| 7      | 15.525 | 46.215     | 88     | 15.356 | 46.132  | 44     | 1 LAP  | 50.721  | 28     | 4 LAPS | 51.706  | 71     | 28.580 | 48.548  |
| 19     | 17.731 | 46.442     | 7      | 16.341 | 46.371  | 19     | 20.724 | 47.345  | 44     | 1 LAP  | 49.941  | 44     | 1 LAP  | 50.661  |
| 71     | 20.768 | 46.244     | 19     | 18.549 | 46.373  | 99     | 1 LAP  | 50.818  | 71     | 25.686 | 48.074  | 99     | 1 LAP  | 50.173  |
| 45     | 31.344 | 46.360     | 71     | 21.383 | 46.170  | 71     | 22.956 | 46.743  | 99     | 1 LAP  | 50.477  | 28     | 4 LAPS | 51.969  |
| 70     | 34.537 | 47.365     | 45     | 31.867 | 46.078  | 45     | 33.128 | 46.431  | 45     | 34.147 | 46.363  | 45     | 34.564 | 46.071  |
| 42     | 38.869 | 46.824     | 70     | 36.111 | 47.129  | 70     | 38.563 | 47.622  | 70     | 40.757 | 47.538  | 70     | 42.383 | 47.280  |
|        |        |            | 42     | 39.911 | 46.597  | 42     | 41.877 | 47.136  | 42     | 43.238 | 46.705  | 42     | 44.679 | 47.095  |

# Radical UK Cup

## RACE 3 - LAP CHART

| Lap 16 |        |         | Lap 17 |        |         | Lap 18 |        |         | Lap 19 |        |         | Lap 20 |        |         |
|--------|--------|---------|--------|--------|---------|--------|--------|---------|--------|--------|---------|--------|--------|---------|
| No     | Behind | Laptime | No     | Behind | Laptime | No     | Behind | Laptime | No     | Behind | Laptime | No     | Behind | Laptime |
| 11     |        | 45.531  | 11     |        | 45.969  | 11     |        | 46.001  | 11     |        | 45.470  | 11     |        | 46.115  |
| 27     | 2.055  | 45.326  | 42     | 1 LAP  | 48.064  | 70     | 1 LAP  | 49.024  | 27     | 1.721  | 45.639  | 99     | 2 LAPS | 49.625  |
| 61     | 1 LAP  | 46.408  | 27     | 1.666  | 45.580  | 27     | 1.552  | 45.887  | 70     | 1 LAP  | 47.623  | 27     | 1.697  | 46.091  |
| 1      | 10.553 | 46.619  | 61     | 1 LAP  | 46.375  | 42     | 1 LAP  | 47.759  | 42     | 1 LAP  | 46.981  | 28     | 5 LAPS | 50.511  |
| 14     | 19.930 | 46.972  | 1      | 10.690 | 46.106  | 61     | 1 LAP  | 47.042  | 61     | 1 LAP  | 47.076  | 70     | 1 LAP  | 47.264  |
| 88     | 21.115 | 46.306  | 14     | 20.585 | 46.624  | 1      | 10.796 | 46.107  | 1      | 11.560 | 46.234  | 42     | 1 LAP  | 47.097  |
| 7      | 22.111 | 46.331  | 88     | 21.630 | 46.484  | 14     | 20.881 | 46.297  | 14     | 21.660 | 46.249  | 61     | 1 LAP  | 46.969  |
| 19     | 25.308 | 46.478  | 7      | 22.510 | 46.368  | 88     | 22.333 | 46.704  | 88     | 23.602 | 46.739  | 1      | 11.419 | 45.974  |
| 71     | 29.829 | 46.780  | 19     | 25.781 | 46.442  | 7      | 22.949 | 46.440  | 7      | 24.357 | 46.878  | 14     | 21.951 | 46.406  |
| 44     | 1 LAP  | 48.556  | 71     | 30.334 | 46.474  | 19     | 26.381 | 46.601  | 19     | 27.887 | 46.976  | 88     | 24.316 | 46.829  |
| 99     | 1 LAP  | 49.504  | 44     | 1 LAP  | 48.445  | 71     | 30.860 | 46.527  | 71     | 31.935 | 46.545  | 7      | 24.966 | 46.724  |
| 45     | 35.603 | 46.570  | 45     | 36.038 | 46.404  | 45     | 36.274 | 46.237  | 45     | 36.846 | 46.042  | 19     | 28.883 | 47.111  |
| 28     | 4 LAPS | 50.683  | 99     | 1 LAP  | 50.169  | 44     | 1 LAP  | 49.327  | 44     | 1 LAP  | 48.232  | 71     | 32.715 | 46.895  |
| 70     | 44.274 | 47.422  | 28     | 4 LAPS | 49.927  | 99     | 1 LAP  | 49.685  |        |        |         | 45     | 36.945 | 46.214  |
|        |        |         |        |        |         | 28     | 4 LAPS | 49.689  |        |        |         | 44     | 1 LAP  | 48.398  |

# Radical UK Cup

## RACE 3 - LAP CHART

| Lap 21 |        |         | Lap 22 |        |         | Lap 23 |        |         | Lap 24 |        |         | Lap 25 |        |         |
|--------|--------|---------|--------|--------|---------|--------|--------|---------|--------|--------|---------|--------|--------|---------|
| No     | Behind | Laptime | No     | Behind | Laptime | No     | Behind | Laptime | No     | Behind | Laptime | No     | Behind | Laptime |
| 11     |        | 45.255  | 11     |        | 45.722  | 11     |        | 45.423  | 11     |        | 45.731  | 11     |        | 45.468  |
| 27     | 2.578  | 46.136  | 44     | 2 LAPS | 49.097  | 27     | 2.721  | 45.791  | 27     | 2.327  | 45.337  | 27     | 2.158  | 45.299  |
| 99     | 2 LAPS | 49.839  | 27     | 2.353  | 45.497  | 44     | 2 LAPS | 48.954  | 44     | 2 LAPS | 48.900  | 44     | 2 LAPS | 48.744  |
| 28     | 5 LAPS | 48.883  | 99     | 2 LAPS | 49.859  | 70     | 1 LAP  | 47.759  | 70     | 1 LAP  | 47.467  | 70     | 1 LAP  | 47.531  |
| 70     | 1 LAP  | 47.214  | 70     | 1 LAP  | 48.260  | 42     | 1 LAP  | 47.871  | 42     | 1 LAP  | 47.553  | 42     | 1 LAP  | 47.422  |
| 42     | 1 LAP  | 47.149  | 42     | 1 LAP  | 47.824  | 99     | 2 LAPS | 50.530  | 1      | 15.628 | 46.193  | 1      | 16.069 | 45.909  |
| 61     | 1 LAP  | 46.335  | 28     | 5 LAPS | 50.827  | 61     | 1 LAP  | 48.809  | 61     | 1 LAP  | 49.427  | 61     | 1 LAP  | 46.649  |
| 1      | 12.306 | 46.142  | 61     | 1 LAP  | 46.839  | 1      | 15.166 | 48.014  | 99     | 2 LAPS | 51.632  | 99     | 2 LAPS | 49.449  |
| 14     | 22.905 | 46.209  | 1      | 12.575 | 45.991  | 28     | 5 LAPS | 50.005  | 28     | 5 LAPS | 50.056  | 28     | 5 LAPS | 49.953  |
| 88     | 25.138 | 46.077  | 14     | 24.117 | 46.934  | 14     | 25.435 | 46.741  | 14     | 26.104 | 46.400  | 14     | 26.701 | 46.065  |
| 7      | 26.176 | 46.465  | 88     | 26.009 | 46.593  | 88     | 27.183 | 46.597  | 88     | 28.170 | 46.718  | 88     | 29.451 | 46.749  |
| 19     | 30.413 | 46.785  | 7      | 26.923 | 46.469  | 7      | 28.182 | 46.682  | 7      | 29.434 | 46.983  | 7      | 30.646 | 46.680  |
| 71     | 33.869 | 46.409  | 19     | 31.973 | 47.282  | 19     | 33.919 | 47.369  | 19     | 35.506 | 47.318  | 19     | 37.888 | 47.850  |
| 45     | 37.775 | 46.085  | 71     | 35.111 | 46.964  | 71     | 36.417 | 46.729  | 71     | 37.741 | 47.055  | 71     | 39.020 | 46.747  |
|        |        |         | 45     | 38.113 | 46.060  | 45     | 38.739 | 46.049  | 45     | 39.499 | 46.491  | 45     | 40.322 | 46.291  |

# Radical UK Cup

## RACE 3 - LAP CHART

| Lap 26 |         |             | Lap 27 |         |          | Lap 28 |         |         | Lap 29 |        |         | Lap 30 |         |         |
|--------|---------|-------------|--------|---------|----------|--------|---------|---------|--------|--------|---------|--------|---------|---------|
| No     | Behind  | Laptime     | No     | Behind  | Laptime  | No     | Behind  | Laptime | No     | Behind | Laptime | No     | Behind  | Laptime |
| 11     |         | 45.365      | 11     |         | 45.459   | 11     |         | 45.323  | 11     |        | 45.619  | 11     |         | 46.579  |
| 27     | 2.216   | 45.423      | 27     | 2.201   | 45.444   | 27     | 2.433   | 45.555  | 71     | 1 LAP  | 47.807  | 18     | 21 LAPS | 55.807  |
| 18     | 20 LAPS | 15:39.648 P | 44     | 2 LAPS  | 48.720   | 1      | 19.723  | 46.643  | 45     | 1 LAP  | 47.646  | 71     | 1 LAP   | 47.729  |
| 44     | 2 LAPS  | 48.333      | 1      | 18.403  | 46.611   | 44     | 2 LAPS  | 49.955  | 27     | 2.669  | 45.855  | 19     | 1 LAP   | 49.652  |
| 70     | 1 LAP   | 47.347      | 70     | 1 LAP   | 48.201   | 42     | 1 LAP   | 47.350  | 1      | 20.291 | 46.187  | 27     | 2.526   | 46.436  |
| 1      | 17.251  | 46.547      | 42     | 1 LAP   | 47.059   | 70     | 1 LAP   | 48.392  | 42     | 1 LAP  | 47.136  | 45     | 1 LAP   | 49.243  |
| 42     | 1 LAP   | 48.547      | 61     | 1 LAP   | 47.665   | 61     | 1 LAP   | 47.052  | 70     | 1 LAP  | 47.766  | 1      | 20.097  | 46.385  |
| 61     | 1 LAP   | 46.470      | 18     | 20 LAPS | 1:06.048 | 14     | 31.471  | 47.105  | 61     | 1 LAP  | 46.928  | 42     | 1 LAP   | 47.108  |
| 14     | 28.397  | 47.061      | 14     | 29.689  | 46.751   | 88     | 35.419  | 47.735  | 44     | 2 LAPS | 49.753  | 70     | 1 LAP   | 47.783  |
| 99     | 2 LAPS  | 49.675      | 99     | 2 LAPS  | 49.478   | 7      | 36.830  | 48.196  | 14     | 32.495 | 46.643  | 61     | 1 LAP   | 47.205  |
| 28     | 5 LAPS  | 50.075      | 88     | 33.007  | 47.581   | 18     | 20 LAPS | 56.106  | 88     | 36.650 | 46.850  | 44     | 2 LAPS  | 48.590  |
| 88     | 30.885  | 46.799      | 28     | 5 LAPS  | 49.099   | 99     | 2 LAPS  | 50.750  | 7      | 38.158 | 46.947  | 14     | 32.795  | 46.879  |
| 7      | 32.212  | 46.931      | 7      | 33.957  | 47.204   | 28     | 5 LAPS  | 50.390  | 99     | 2 LAPS | 49.796  | 88     | 36.559  | 46.488  |
| 19     | 40.292  | 47.769      | 19     | 42.463  | 47.630   | 19     | 44.958  | 47.818  | 28     | 5 LAPS | 49.557  | 7      | 38.554  | 46.975  |
| 71     | 40.448  | 46.793      | 71     | 43.177  | 48.188   |        |         |         |        |        |         | 28     | 5 LAPS  | 50.276  |
| 45     | 41.223  | 46.266      | 45     | 43.457  | 47.693   |        |         |         |        |        |         |        |         |         |

# Radical UK Cup

## RACE 3 - LAP CHART

| Lap 31 |         |         | Lap 32 |          |            | Lap 33 |        |            | Lap 34 |        |            | Lap 35 |        |            |
|--------|---------|---------|--------|----------|------------|--------|--------|------------|--------|--------|------------|--------|--------|------------|
| No     | Behind  | Laptime | No     | Behind   | Laptime    | No     | Behind | Laptime    | No     | Behind | Laptime    | No     | Behind | Laptime    |
| 11     |         | 46.401  | 27     |          | 46.250     | 27     |        | 1:58.735 P | 27     |        | 47.238     | 27     |        | 45.521     |
| 71     | 1 LAP   | 46.937  | 71     | 1 LAP    | 47.774     | 7      | 1 LAP  | 2:10.807 P | 7      | 1 LAP  | 49.475     | 7      | 1 LAP  | 46.943     |
| 27     | 3.209   | 47.084  | 28     | 6 LAPS   | 50.383     | 11     | 7.728  | 47.836     | 11     | 5.662  | 45.172     | 11     | 5.577  | 45.436     |
| 45     | 1 LAP   | 48.135  | 70     | 1 LAP    | 48.324     | 42     | 1 LAP  | 50.745     | 42     | 1 LAP  | 47.487     | 28     | 6 LAPS | 2:00.050 P |
| 19     | 1 LAP   | 50.441  | 44     | 2 LAPS   | 48.865     | 99     | 3 LAPS | 49.056     | 99     | 3 LAPS | 48.842     | 42     | 1 LAP  | 47.200     |
| 18     | 21 LAPS | 54.469  | 99     | 4 LAPS   | 2:16.597 P | 88     | 1 LAP  | 2:35.058 P | 88     | 1 LAP  | 48.114     | 88     | 1 LAP  | 45.274     |
| 1      | 20.016  | 46.320  | 71     | 47.566   | 47.523     | 1      | 29.015 | 47.578     | 1      | 26.978 | 45.201     | 99     | 3 LAPS | 48.562     |
| 42     | 1 LAP   | 47.137  | 28     | 5 LAPS   | 49.858     | 44     | 2 LAPS | 2:01.222 P | 70     | 1 LAP  | 2:05.885 P | 1      | 26.459 | 45.002     |
| 70     | 1 LAP   | 49.080  | 61     | 2 LAPS   | 2:09.904 P | 19     | 1 LAP  | 49.413     | 19     | 1 LAP  | 47.319     | 19     | 1 LAP  | 46.204     |
| 44     | 2 LAPS  | 48.683  | 45     | 1 LAP    | 1:48.941 P | 71     | 39.375 | 1:50.544 P | 61     | 1 LAP  | 48.052     | 70     | 1 LAP  | 51.811     |
| 14     | 33.626  | 47.232  | 70     | 1:15.903 | 47.953     | 61     | 1 LAP  | 47.296     | 71     | 42.324 | 50.187     | 61     | 1 LAP  | 46.903     |
| 88     | 37.264  | 47.106  | 11     | 1:18.627 | 2:08.086 P | 45     | 41.611 | 46.574     | 45     | 42.484 | 48.111     | 71     | 44.744 | 47.941     |
| 7      | 39.156  | 47.003  | 42     | 1 LAP    | 1:49.528 P | 14     | 45.417 | 47.643     | 14     | 44.158 | 45.979     | 45     | 44.870 | 47.907     |
|        |         |         | 99     | 3 LAPS   | 53.788     |        |        |            | 44     | 2 LAPS | 59.455     | 14     | 44.924 | 46.287     |
|        |         |         | 28     | 4 LAPS   | 48.995     |        |        |            |        |        |            |        |        |            |
|        |         |         | 1      | 1:40.172 | 2:09.615 P |        |        |            |        |        |            |        |        |            |
|        |         |         | 19     | 1 LAP    | 2:29.731 P |        |        |            |        |        |            |        |        |            |

# Radical UK Cup

## RACE 3 - LAP CHART

| Lap 36 |        |         | Lap 37 |         |            | Lap 38 |         |         | Lap 39 |         |         | Lap 40 |         |         |
|--------|--------|---------|--------|---------|------------|--------|---------|---------|--------|---------|---------|--------|---------|---------|
| No     | Behind | Laptime | No     | Behind  | Laptime    | No     | Behind  | Laptime | No     | Behind  | Laptime | No     | Behind  | Laptime |
| 27     |        | 46.073  | 27     |         | 46.742     | 27     |         | 45.901  | 27     |         | 45.804  | 27     |         | 45.381  |
| 11     | 5.765  | 46.261  | 45     | 1 LAP   | 48.053     | 14     | 1 LAP   | 47.452  | 61     | 2 LAPS  | 47.387  | 14     | 1 LAP   | 46.410  |
| 7      | 1 LAP  | 47.949  | 14     | 1 LAP   | 48.550     | 70     | 2 LAPS  | 50.591  | 14     | 1 LAP   | 45.878  | 61     | 2 LAPS  | 47.768  |
| 44     | 3 LAPS | 54.420  | 11     | 4.619   | 45.596     | 71     | 1 LAP   | 48.519  | 11     | 5.314   | 46.846  | 11     | 5.609   | 45.676  |
| 28     | 6 LAPS | 52.895  | 7      | 1 LAP   | 46.483     | 45     | 1 LAP   | 48.806  | 71     | 1 LAP   | 48.649  | 45     | 1 LAP   | 47.834  |
| 42     | 1 LAP  | 47.020  | 18     | 26 LAPS | 5:57.234 P | 11     | 4.272   | 45.554  | 45     | 1 LAP   | 48.539  | 71     | 1 LAP   | 48.862  |
| 88     | 1 LAP  | 45.122  | 44     | 3 LAPS  | 52.094     | 7      | 1 LAP   | 46.275  | 7      | 1 LAP   | 47.045  | 7      | 1 LAP   | 46.517  |
| 1      | 25.711 | 45.325  | 28     | 6 LAPS  | 49.061     | 44     | 3 LAPS  | 52.547  | 70     | 2 LAPS  | 52.318  | 70     | 2 LAPS  | 47.920  |
| 99     | 3 LAPS | 49.023  | 42     | 1 LAP   | 46.948     | 28     | 6 LAPS  | 49.313  | 88     | 1 LAP   | 47.206  | 88     | 1 LAP   | 45.569  |
| 19     | 1 LAP  | 46.345  | 88     | 1 LAP   | 45.921     | 42     | 1 LAP   | 47.667  | 42     | 1 LAP   | 48.145  | 1      | 25.718  | 46.356  |
| 70     | 1 LAP  | 48.282  | 1      | 23.991  | 45.022     | 18     | 26 LAPS | 56.643  | 28     | 6 LAPS  | 50.170  | 42     | 1 LAP   | 47.830  |
| 61     | 1 LAP  | 48.059  | 99     | 3 LAPS  | 48.072     | 88     | 1 LAP   | 45.891  | 1      | 24.743  | 47.250  | 28     | 6 LAPS  | 50.129  |
| 71     | 46.722 | 48.051  | 19     | 1 LAP   | 45.966     | 1      | 23.297  | 45.207  | 44     | 3 LAPS  | 53.246  | 18     | 26 LAPS | 50.262  |
|        |        |         | 61     | 1 LAP   | 48.014     | 99     | 3 LAPS  | 48.129  | 18     | 26 LAPS | 51.765  | 44     | 3 LAPS  | 51.883  |
|        |        |         |        |         |            | 19     | 1 LAP   | 46.034  | 99     | 3 LAPS  | 48.069  | 99     | 3 LAPS  | 48.785  |
|        |        |         |        |         |            |        |         |         | 19     | 1 LAP   | 46.171  | 19     | 1 LAP   | 45.996  |

# Radical UK Cup

## RACE 3 - LAP CHART

| Lap 41 |         |         | Lap 42 |         |         | Lap 43 |         |          | Lap 44 |         |         | Lap 45 |         |          |
|--------|---------|---------|--------|---------|---------|--------|---------|----------|--------|---------|---------|--------|---------|----------|
| No     | Behind  | Laptime | No     | Behind  | Laptime | No     | Behind  | Laptime  | No     | Behind  | Laptime | No     | Behind  | Laptime  |
| 27     |         | 45.419  | 27     |         | 45.777  | 27     |         | 46.256   | 27     |         | 52.069  | 27     |         | 1:22.840 |
| 14     | 1 LAP   | 45.742  | 14     | 1 LAP   | 45.684  | 44     | 4 LAPS  | 52.118   | 14     | 1 LAP   | 50.740  | 14     | 1 LAP   | 1:22.450 |
| 61     | 2 LAPS  | 47.200  | 11     | 6.057   | 46.105  | 14     | 1 LAP   | 45.604   | 44     | 4 LAPS  | 53.948  | 11     | 1.794   | 1:20.403 |
| 11     | 5.729   | 45.539  | 61     | 2 LAPS  | 48.805  | 11     | 5.386   | 45.585   | 11     | 4.231   | 50.914  | 44     | 4 LAPS  | 1:22.490 |
| 45     | 1 LAP   | 46.609  | 45     | 1 LAP   | 46.733  | 61     | 2 LAPS  | 47.432   | 61     | 2 LAPS  | 53.036  | 61     | 2 LAPS  | 1:15.524 |
| 71     | 1 LAP   | 47.414  | 71     | 1 LAP   | 47.149  | 45     | 1 LAP   | 46.478   | 45     | 1 LAP   | 52.665  | 45     | 1 LAP   | 1:15.845 |
| 7      | 1 LAP   | 46.922  | 7      | 1 LAP   | 47.165  | 71     | 1 LAP   | 47.099   | 71     | 1 LAP   | 50.854  | 71     | 1 LAP   | 1:16.230 |
| 88     | 1 LAP   | 45.210  | 88     | 1 LAP   | 45.401  | 7      | 1 LAP   | 47.280   | 7      | 1 LAP   | 50.593  | 7      | 1 LAP   | 1:16.621 |
| 1      | 25.857  | 45.558  | 1      | 25.568  | 45.488  | 88     | 1 LAP   | 45.594   | 88     | 1 LAP   | 46.338  | 88     | 1 LAP   | 1:12.131 |
| 42     | 1 LAP   | 46.891  | 42     | 1 LAP   | 46.732  | 1      | 25.265  | 45.953   | 1      | 19.771  | 46.575  | 1      | 9.391   | 1:12.460 |
| 28     | 6 LAPS  | 49.619  | 28     | 6 LAPS  | 50.879  | 42     | 1 LAP   | 1:03.812 | 42     | 1 LAP   | 50.441  | 42     | 1 LAP   | 49.842   |
| 18     | 26 LAPS | 49.209  | 18     | 26 LAPS | 48.936  | 28     | 6 LAPS  | 54.990   | 28     | 6 LAPS  | 51.945  | 28     | 6 LAPS  | 49.506   |
| 19     | 1 LAP   | 46.766  | 19     | 1 LAP   | 46.692  | 19     | 1 LAP   | 54.166   | 19     | 1 LAP   | 50.806  | 19     | 1 LAP   | 49.487   |
| 99     | 3 LAPS  | 49.101  | 99     | 3 LAPS  | 48.277  | 18     | 26 LAPS | 55.509   | 18     | 26 LAPS | 53.631  | 18     | 26 LAPS | 50.463   |
| 44     | 3 LAPS  | 52.534  |        |         |         | 99     | 3 LAPS  | 53.890   | 99     | 3 LAPS  | 53.189  | 99     | 3 LAPS  | 50.697   |

# Radical UK Cup

## RACE 3 - LAP CHART

| Lap 46 |         |          | Lap 47 |         |          | Lap 48 |         |         | Lap 49 |         |         | Lap 50 |         |         |
|--------|---------|----------|--------|---------|----------|--------|---------|---------|--------|---------|---------|--------|---------|---------|
| No     | Behind  | Laptime  | No     | Behind  | Laptime  | No     | Behind  | Laptime | No     | Behind  | Laptime | No     | Behind  | Laptime |
| 27     |         | 1:15.407 | 27     |         | 1:08.055 | 27     |         | 45.510  | 27     |         | 45.394  | 27     |         | 45.337  |
| 14     | 1 LAP   | 1:15.514 | 14     | 1 LAP   | 1:07.039 | 14     | 1 LAP   | 46.084  | 14     | 1 LAP   | 45.323  | 14     | 1 LAP   | 45.454  |
| 11     | 2.105   | 1:15.718 | 11     | 0.868   | 1:06.818 | 11     | 1.314   | 45.956  | 11     | 1.368   | 45.448  | 11     | 1.747   | 45.716  |
| 44     | 4 LAPS  | 1:15.734 | 61     | 2 LAPS  | 1:07.620 | 61     | 2 LAPS  | 47.748  | 70     | 9 LAPS  | 54.382  | 1      | 6.506   | 45.039  |
| 61     | 2 LAPS  | 1:15.123 | 44     | 4 LAPS  | 1:08.002 | 45     | 1 LAP   | 48.063  | 1      | 6.804   | 45.676  | 70     | 9 LAPS  | 49.846  |
| 45     | 1 LAP   | 1:15.126 | 45     | 1 LAP   | 1:07.316 | 88     | 1 LAP   | 48.386  | 61     | 2 LAPS  | 47.920  | 61     | 2 LAPS  | 46.763  |
| 71     | 1 LAP   | 1:14.919 | 71     | 1 LAP   | 1:06.535 | 1      | 6.522   | 47.949  | 88     | 1 LAP   | 46.917  | 88     | 1 LAP   | 46.358  |
| 7      | 1 LAP   | 1:14.593 | 7      | 1 LAP   | 1:06.294 | 71     | 1 LAP   | 48.813  | 45     | 1 LAP   | 47.863  | 45     | 1 LAP   | 47.060  |
| 88     | 1 LAP   | 1:14.328 | 88     | 1 LAP   | 1:05.814 | 7      | 1 LAP   | 50.558  | 71     | 1 LAP   | 47.907  | 71     | 1 LAP   | 47.177  |
| 1      | 7.252   | 1:13.268 | 1      | 4.083   | 1:04.886 | 19     | 1 LAP   | 47.842  | 19     | 1 LAP   | 48.180  | 42     | 1 LAP   | 46.788  |
| 42     | 1 LAP   | 1:10.942 | 42     | 1 LAP   | 1:05.355 | 42     | 1 LAP   | 50.221  | 42     | 1 LAP   | 48.084  | 99     | 3 LAPS  | 48.253  |
| 28     | 6 LAPS  | 1:10.080 | 28     | 6 LAPS  | 1:05.522 | 44     | 4 LAPS  | 53.252  | 99     | 3 LAPS  | 49.670  | 28     | 6 LAPS  | 50.241  |
| 19     | 1 LAP   | 1:10.194 | 19     | 1 LAP   | 1:05.097 | 28     | 6 LAPS  | 50.252  | 28     | 6 LAPS  | 51.552  | 18     | 26 LAPS | 50.396  |
| 18     | 26 LAPS | 1:05.950 | 18     | 26 LAPS | 1:05.634 | 18     | 26 LAPS | 50.028  | 44     | 4 LAPS  | 51.918  | 44     | 4 LAPS  | 52.173  |
| 99     | 3 LAPS  | 1:05.790 | 99     | 3 LAPS  | 1:05.107 | 99     | 3 LAPS  | 49.868  | 18     | 26 LAPS | 51.211  |        |         |         |
|        |         |          | 70     | 8 LAPS  | 7:24.896 |        |         |         |        |         |         |        |         |         |



# Radical UK Cup

## RACE 3 - LAP CHART

| Lap 51 |         |         | Lap 52 |         |            | Lap 53 |         |         | Lap 54 |         |         | Lap 55 |         |         |
|--------|---------|---------|--------|---------|------------|--------|---------|---------|--------|---------|---------|--------|---------|---------|
| No     | Behind  | Laptime | No     | Behind  | Laptime    | No     | Behind  | Laptime | No     | Behind  | Laptime | No     | Behind  | Laptime |
| 27     |         | 45.380  | 27     |         | 45.360     | 27     |         | 45.415  | 27     |         | 45.560  | 27     |         | 45.654  |
| 14     | 1 LAP   | 45.305  | 14     | 1 LAP   | 45.296     | 14     | 1 LAP   | 45.507  | 14     | 1 LAP   | 45.547  | 14     | 1 LAP   | 45.525  |
| 11     | 1.781   | 45.414  | 11     | 2.070   | 45.649     | 11     | 2.202   | 45.547  | 11     | 2.611   | 45.969  | 44     | 5 LAPS  | 51.436  |
| 1      | 5.760   | 44.634  | 1      | 4.991   | 44.591     | 1      | 4.019   | 44.443  | 1      | 3.180   | 44.721  | 1      | 2.290   | 44.764  |
| 88     | 1 LAP   | 46.592  | 88     | 1 LAP   | 45.330     | 88     | 1 LAP   | 45.382  | 88     | 1 LAP   | 45.168  | 11     | 6.918   | 49.961  |
| 70     | 9 LAPS  | 48.473  | 61     | 2 LAPS  | 47.063     | 45     | 1 LAP   | 46.763  | 45     | 1 LAP   | 46.490  | 88     | 1 LAP   | 45.396  |
| 61     | 2 LAPS  | 48.187  | 45     | 1 LAP   | 47.078     | 61     | 2 LAPS  | 47.588  | 61     | 2 LAPS  | 47.299  | 45     | 1 LAP   | 46.178  |
| 45     | 1 LAP   | 47.886  | 71     | 1 LAP   | 48.061     | 71     | 1 LAP   | 47.084  | 71     | 1 LAP   | 46.930  | 61     | 2 LAPS  | 46.320  |
| 71     | 1 LAP   | 47.143  | 70     | 9 LAPS  | 50.101     | 42     | 1 LAP   | 47.406  | 42     | 1 LAP   | 46.551  | 71     | 1 LAP   | 46.872  |
| 42     | 1 LAP   | 46.889  | 42     | 1 LAP   | 46.488     | 70     | 9 LAPS  | 49.081  | 70     | 9 LAPS  | 48.431  | 42     | 1 LAP   | 46.828  |
| 28     | 6 LAPS  | 49.494  | 19     | 3 LAPS  | 2:23.652 P | 19     | 3 LAPS  | 51.550  | 19     | 3 LAPS  | 46.663  | 70     | 9 LAPS  | 48.309  |
| 18     | 26 LAPS | 49.753  | 28     | 6 LAPS  | 48.765     | 28     | 6 LAPS  | 48.881  | 28     | 6 LAPS  | 48.362  | 19     | 3 LAPS  | 46.253  |
| 44     | 4 LAPS  | 51.110  | 18     | 26 LAPS | 48.862     | 18     | 26 LAPS | 49.105  | 18     | 26 LAPS | 48.315  | 28     | 6 LAPS  | 48.401  |
|        |         |         | 44     | 4 LAPS  | 50.893     | 44     | 4 LAPS  | 50.923  |        |         |         | 18     | 26 LAPS | 48.520  |

# Radical UK Cup

## RACE 3 - LAP CHART


| Lap 56 |         |         | Lap 57 |        |         | Lap 58 |         |         | Lap 59 |         |         | Lap 60 |         |         |
|--------|---------|---------|--------|--------|---------|--------|---------|---------|--------|---------|---------|--------|---------|---------|
| No     | Behind  | Laptime | No     | Behind | Laptime | No     | Behind  | Laptime | No     | Behind  | Laptime | No     | Behind  | Laptime |
| 27     |         | 45.367  | 27     |        | 45.305  | 27     |         | 45.826  | 1      |         | 46.377  | 1      |         | 45.980  |
| 14     | 1 LAP   | 45.708  | 1      | 1.084  | 44.584  | 18     | 27 LAPS | 48.610  | 27     | 0.534   | 47.011  | 27     | 0.707   | 46.153  |
| 1      | 1.805   | 44.882  | 14     | 1 LAP  | 46.618  | 1      | 0.100   | 44.842  | 28     | 7 LAPS  | 49.553  | 14     | 1 LAP   | 45.876  |
| 44     | 5 LAPS  | 51.362  | 88     | 1 LAP  | 46.680  | 14     | 1 LAP   | 45.580  | 14     | 1 LAP   | 46.891  | 28     | 7 LAPS  | 50.349  |
| 88     | 1 LAP   | 46.372  | 44     | 5 LAPS | 50.978  | 88     | 1 LAP   | 45.794  | 18     | 27 LAPS | 51.682  | 18     | 27 LAPS | 49.637  |
| 11     | 15.259  | 53.708  | 45     | 1 LAP  | 46.448  | 44     | 5 LAPS  | 50.999  | 88     | 1 LAP   | 45.868  | 88     | 1 LAP   | 45.501  |
| 45     | 1 LAP   | 46.438  | 61     | 2 LAPS | 46.891  | 45     | 1 LAP   | 46.385  | 45     | 1 LAP   | 47.536  | 45     | 1 LAP   | 46.351  |
| 61     | 2 LAPS  | 46.758  | 71     | 1 LAP  | 47.014  | 61     | 2 LAPS  | 47.629  | 44     | 5 LAPS  | 51.467  | 61     | 2 LAPS  | 47.183  |
| 71     | 1 LAP   | 46.890  | 42     | 1 LAP  | 46.826  | 71     | 1 LAP   | 47.462  | 61     | 2 LAPS  | 49.526  | 71     | 1 LAP   | 47.913  |
| 42     | 1 LAP   | 46.468  | 19     | 3 LAPS | 46.684  | 42     | 1 LAP   | 46.991  | 71     | 1 LAP   | 48.376  | 42     | 1 LAP   | 48.066  |
| 19     | 3 LAPS  | 47.315  | 70     | 9 LAPS | 48.321  | 19     | 3 LAPS  | 46.542  | 42     | 1 LAP   | 48.446  | 44     | 5 LAPS  | 52.290  |
| 70     | 9 LAPS  | 48.792  | 28     | 6 LAPS | 49.203  | 70     | 9 LAPS  | 48.674  | 19     | 3 LAPS  | 47.101  | 19     | 3 LAPS  | 47.048  |
| 28     | 6 LAPS  | 48.226  |        |        |         |        |         |         | 70     | 9 LAPS  | 49.263  | 70     | 9 LAPS  | 49.716  |
| 18     | 26 LAPS | 48.184  |        |        |         |        |         |         |        |         |         |        |         |         |

# Radical UK Cup

## RACE 3 - LAP CHART

| Lap 61 |         |         | Lap 62 |         |         |
|--------|---------|---------|--------|---------|---------|
| No     | Behind  | Laptime | No     | Behind  | Laptime |
| 1      |         | 46.163  | 1      |         | 45.871  |
| 27     | 0.587   | 46.043  | 27     | 0.481   | 45.765  |
| 14     | 1 LAP   | 45.712  | 14     | 1 LAP   | 45.658  |
| 28     | 7 LAPS  | 50.134  | 88     | 1 LAP   | 46.306  |
| 88     | 1 LAP   | 46.578  | 28     | 7 LAPS  | 49.466  |
| 18     | 27 LAPS | 48.710  | 18     | 27 LAPS | 49.621  |
| 45     | 1 LAP   | 46.251  | 45     | 1 LAP   | 46.605  |
| 61     | 2 LAPS  | 47.203  | 61     | 2 LAPS  | 47.506  |
| 71     | 1 LAP   | 47.084  | 71     | 1 LAP   | 47.328  |
| 42     | 1 LAP   | 46.974  | 42     | 1 LAP   | 47.408  |
| 19     | 3 LAPS  | 47.370  | 19     | 3 LAPS  | 47.263  |
| 44     | 5 LAPS  | 51.155  | 44     | 5 LAPS  | 50.394  |
| 70     | 9 LAPS  | 48.907  | 70     | 9 LAPS  | 49.289  |

**Radical UK Cup**  
**RACE 11 - GRID**

|  |                       |                         |
|--|-----------------------|-------------------------|
| ROW 8  | 25 Richard FEARNES    | 7 WILLIAMS / FREEMAN    |
| ROW 7  | 99 CORBETT / BARROW   | 18 THOMAS / LOUGHRAN    |
| ROW 6  | 28 Michael JACKSON    | 70 MORRISON / PATTERSON |
| ROW 5  | 44 COMPTON / BROWN    | 11 Jamie PATTERSON      |
| ROW 4  | 42 SAGGERS / ALLEN    | 19 KANE / ASHTON        |
| ROW 3  | 45 Colin NOBLE        | 71 EDWARDS / ABBOTT     |
| ROW 2  | 14 BROMILEY / WHELDON | 88 WOODWARD / KAISER    |
| ROW 1  | 1 JOHNSTON / MOSELEY  | 27 Ben JACKSON          |
| <b>Pole</b>  |                       |                         |
|  |                       |                         |

Brands Hatch Indy  
Circuit Length = 1.1986 miles

**These results are provisional until the conclusion of any judicial and technical matters.**

|                   |  |              |
|-------------------|--|--------------|
| Clerk of Course : |  | Timekeeper : |
|-------------------|--|--------------|

# Radical UK Cup

## RACE 11 - CLASSIFICATION - AMENDED

| POS            | NO | CL | NAME                 | ENTRY         | LAPS | TIME      | GAP     | DIFF      | MPH   | BEST       | ON |
|----------------|----|----|----------------------|---------------|------|-----------|---------|-----------|-------|------------|----|
| 1              | 88 | M  | WOODWARD / KAISER    | Radical SR8   | 60   | 50:23.100 |         |           | 85.64 | 44.942     | 35 |
| 2              | 27 | M  | Ben JACKSON          | Radical SR8   | 60   | 50:33.639 | 10.539  | 10.539    | 85.34 | 45.387     | 4  |
| 3              | 71 | S  | ABBOTT / EDWARDS     | Radical SR8   | 60   | 50:36.261 | 13.161  | 2.622     | 85.27 | 46.046     | 8  |
| 4              | 14 | M  | BROMILEY / WHELDON   | Radical SR8   | 60   | 50:37.061 | 13.961  | 0.800     | 85.24 | 45.272     | 52 |
| 5              | 42 | S  | ALLEN / SAGGERS      | Radical SR3   | 60   | 50:52.717 | 29.617  | 15.656    | 84.81 | 46.138     | 9  |
| 6              | 45 | S  | Colin NOBLE          | Radical SR3   | 60   | 50:52.737 | 29.637  | 0.020     | 84.81 | 45.960     | 10 |
| 7              | 19 | I  | ASHTON / KANE        | Radical PR6   | 59   | 50:48.937 | 1 lap   | 1 lap     | 83.50 | 46.163     | 7  |
| 8              | 7  | I  | FREEMAN / WILLIAMS   | Radical PR6   | 59   | 50:53.670 | 1 lap   | 4.733     | 83.37 | 46.853     | 42 |
| 9              | 70 | P  | PATTERSON / MORRISON | Radical PR6   | 57   | 51:00.920 | 3 laps  | 2 laps    | 80.35 | 47.637     | 56 |
| 10             | 28 | P  | Michael JACKSON      | Radical PR6   | 57   | 51:00.969 | 3 laps  | 0.049     | 80.35 | 47.999     | 51 |
| 11             | 99 | I  | BARROW / CORBETT     | Radical SR3   | 56   | 51:00.479 | 4 laps  | 1 lap     | 78.95 | 47.739     | 3  |
| 12             | 44 | S  | BROWN / COMPTON      | Radical SR3   | 56   | 51:07.637 | 4 laps  | 7.158     | 78.77 | 48.993     | 56 |
| NOT CLASSIFIED |    |    |                      |               |      |           |         |           |       |            |    |
| DNC            | 18 | S  | LOUGHRAN / THOMAS    | Radical SR3   | 46   | 39:18.288 | 14 laps | 10 laps   | 84.16 | 46.390     | 41 |
| DNC            | 1  | M  | JOHNSTON / MOSELEY   | Radical SR8   | 44   | 35:12.984 | 16 laps | 2 laps    | 89.85 | 44.760     | 3  |
| DNC            | 11 | I  | Jamie PATTERSON      | Radical SR8LM | 32   | 27:23.887 | 28 laps | 12 laps   | 83.99 | 45.235     | 5  |
| DQ             | 25 | M  | Richard FEARNES      | Radical SR8   |      |           |         |           |       |            |    |
| FASTEST LAP    |    |    |                      |               |      |           |         |           |       |            |    |
| 1              | M  |    | JOHNSTON / MOSELEY   | Radical SR8   | 3    | 44.760    |         | 96.40 mph |       | 155.14 kph |    |
| 11             | I  |    | Jamie PATTERSON      | Radical SR8LM | 5    | 45.235    |         | 95.39 mph |       | 153.51 kph |    |
| 45             | S  |    | Colin NOBLE          | Radical SR3   | 10   | 45.960    |         | 93.88 mph |       | 151.09 kph |    |
| 70             | P  |    | PATTERSON / MORRISON | Radical PR6   | 56   | 47.637    |         | 90.58 mph |       | 145.77 kph |    |

Car 14 - 6 second penalty, Car 45 - 6.5 second penalty - Contravention of regulation C(d)13

Car 25 - Excluded from the results of the race - Contravention of regulation C(d)1(e)

Weather / Track : Bright / Dry

These results are provisional until the conclusion of any judicial and technical matters.

Brands Hatch Indy

Circuit Length = 1.1986 miles

Start: 14:05 End: 14:56

|                   |  |              |  |
|-------------------|--|--------------|--|
| Clerk of Course : |  | Timekeeper : |  |
|-------------------|--|--------------|--|

# Radical UK Cup

## RACE 11 - LAP CHART

| Lap 1 |        |          | Lap 2 |        |         | Lap 3 |        |         | Lap 4 |        |         | Lap 5 |        |         |
|-------|--------|----------|-------|--------|---------|-------|--------|---------|-------|--------|---------|-------|--------|---------|
| No    | Behind | Laptime  | No    | Behind | Laptime | No    | Behind | Laptime | No    | Behind | Laptime | No    | Behind | Laptime |
| 27    |        | 49.234   | 1     |        | 46.057  | 1     |        | 44.760  | 1     |        | 44.857  | 1     |        | 45.385  |
| 1     | 0.322  | 49.556   | 27    | 0.255  | 46.634  | 27    | 1.047  | 45.552  | 27    | 1.577  | 45.387  | 27    | 1.601  | 45.409  |
| 88    | 1.446  | 50.680   | 88    | 0.701  | 45.634  | 88    | 1.953  | 46.012  | 88    | 3.012  | 45.916  | 88    | 2.752  | 45.125  |
| 14    | 2.648  | 51.882   | 14    | 2.760  | 46.491  | 14    | 4.244  | 46.244  | 14    | 5.384  | 45.997  | 14    | 5.896  | 45.897  |
| 45    | 3.346  | 52.580   | 45    | 4.003  | 47.036  | 11    | 5.694  | 46.089  | 11    | 6.293  | 45.456  | 11    | 6.143  | 45.235  |
| 42    | 3.586  | 52.820   | 11    | 4.365  | 46.571  | 45    | 5.885  | 46.642  | 45    | 7.771  | 46.743  | 45    | 8.878  | 46.492  |
| 19    | 3.720  | 52.954   | 19    | 4.414  | 47.073  | 19    | 6.769  | 47.115  | 19    | 8.354  | 46.442  | 19    | 9.193  | 46.224  |
| 11    | 4.173  | 53.407   | 42    | 5.643  | 48.436  | 42    | 7.500  | 46.617  | 42    | 9.173  | 46.530  | 42    | 10.099 | 46.311  |
| 71    | 4.521  | 53.755   | 71    | 6.191  | 48.049  | 71    | 8.416  | 46.985  | 71    | 10.030 | 46.471  | 71    | 10.845 | 46.200  |
| 70    | 5.775  | 55.009   | 70    | 7.744  | 48.348  | 70    | 11.229 | 48.245  | 7     | 14.860 | 48.182  | 7     | 17.072 | 47.597  |
| 7     | 7.060  | 56.294   | 7     | 8.183  | 47.502  | 7     | 11.535 | 48.112  | 70    | 15.852 | 49.480  | 70    | 18.760 | 48.293  |
| 44    | 7.308  | 56.542   | 99    | 10.937 | 48.911  | 99    | 13.916 | 47.739  | 99    | 17.406 | 48.347  | 99    | 20.617 | 48.596  |
| 28    | 8.004  | 57.238   | 44    | 12.368 | 51.439  | 18    | 17.474 | 49.171  | 18    | 20.383 | 47.766  | 18    | 22.568 | 47.570  |
| 99    | 8.405  | 57.639   | 28    | 12.585 | 50.960  | 28    | 17.494 | 49.669  | 28    | 23.250 | 50.613  | 25    | 27.616 | 47.835  |
| 18    | 8.505  | 57.739   | 18    | 13.063 | 50.937  | 44    | 18.913 | 51.305  | 25    | 25.166 | 47.914  | 28    | 27.632 | 49.767  |
| 25    | 16.829 | 1:06.063 | 25    | 19.342 | 48.892  | 25    | 22.109 | 47.527  | 44    | 25.566 | 51.510  | 44    | 31.515 | 51.334  |

# Radical UK Cup

## RACE 11 - LAP CHART

| Lap 6 |        |         | Lap 7 |        |         | Lap 8 |        |         | Lap 9 |        |         | Lap 10 |        |         |
|-------|--------|---------|-------|--------|---------|-------|--------|---------|-------|--------|---------|--------|--------|---------|
| No    | Behind | Laptime | No    | Behind | Laptime | No    | Behind | Laptime | No    | Behind | Laptime | No     | Behind | Laptime |
| 1     |        | 45.402  | 1     |        | 45.325  | 1     |        | 45.253  | 1     |        | 45.794  | 1      |        | 45.640  |
| 27    | 1.601  | 45.402  | 27    | 1.817  | 45.541  | 27    | 2.039  | 45.475  | 27    | 1.955  | 45.710  | 28     | 1 LAP  | 49.889  |
| 88    | 2.795  | 45.445  | 88    | 2.794  | 45.324  | 88    | 2.871  | 45.330  | 88    | 3.891  | 46.814  | 27     | 1.942  | 45.627  |
| 14    | 6.551  | 46.057  | 11    | 6.935  | 45.625  | 11    | 7.280  | 45.598  | 44    | 1 LAP  | 52.115  | 88     | 3.783  | 45.532  |
| 11    | 6.635  | 45.894  | 14    | 7.979  | 46.753  | 14    | 8.770  | 46.044  | 11    | 6.941  | 45.455  | 11     | 7.489  | 46.188  |
| 45    | 9.738  | 46.262  | 45    | 10.629 | 46.216  | 45    | 11.810 | 46.434  | 14    | 8.944  | 45.968  | 14     | 10.259 | 46.955  |
| 19    | 10.280 | 46.489  | 19    | 11.118 | 46.163  | 19    | 12.097 | 46.232  | 45    | 12.060 | 46.044  | 44     | 1 LAP  | 51.977  |
| 42    | 10.919 | 46.222  | 42    | 11.833 | 46.239  | 42    | 12.959 | 46.379  | 19    | 12.625 | 46.322  | 45     | 12.380 | 45.960  |
| 71    | 11.940 | 46.497  | 71    | 12.774 | 46.159  | 71    | 13.567 | 46.046  | 42    | 13.303 | 46.138  | 19     | 13.396 | 46.411  |
| 7     | 19.081 | 47.411  | 7     | 20.989 | 47.233  | 7     | 22.879 | 47.143  | 71    | 14.150 | 46.377  | 42     | 13.906 | 46.243  |
| 70    | 21.951 | 48.593  | 70    | 25.237 | 48.611  | 70    | 28.319 | 48.335  | 7     | 24.556 | 47.471  | 71     | 14.778 | 46.268  |
| 99    | 23.752 | 48.537  | 99    | 26.710 | 48.283  | 18    | 29.023 | 47.272  | 18    | 31.274 | 48.045  | 7      | 26.167 | 47.251  |
| 18    | 24.331 | 47.165  | 18    | 27.004 | 47.998  | 99    | 30.675 | 49.218  | 70    | 31.600 | 49.075  | 18     | 32.558 | 46.924  |
| 25    | 28.969 | 46.755  | 25    | 30.334 | 46.690  | 25    | 33.612 | 48.531  | 99    | 33.228 | 48.347  | 70     | 34.370 | 48.410  |
| 28    | 32.700 | 50.470  | 28    | 37.288 | 49.913  | 28    | 41.655 | 49.620  | 25    | 35.261 | 47.443  | 99     | 36.251 | 48.663  |
| 44    | 37.625 | 51.512  | 44    | 43.566 | 51.266  |       |        |         |       |        |         | 25     | 38.042 | 48.421  |

# Radical UK Cup

## RACE 11 - LAP CHART

| Lap 11 |        |         | Lap 12 |        |         | Lap 13 |        |         | Lap 14 |        |            | Lap 15 |        |         |
|--------|--------|---------|--------|--------|---------|--------|--------|---------|--------|--------|------------|--------|--------|---------|
| No     | Behind | Laptime | No     | Behind | Laptime | No     | Behind | Laptime | No     | Behind | Laptime    | No     | Behind | Laptime |
| 1      |        | 45.829  | 1      |        | 45.719  | 1      |        | 46.151  | 1      |        | 46.296     | 1      |        | 46.464  |
| 27     | 2.355  | 46.242  | 27     | 2.199  | 45.563  | 27     | 1.733  | 45.685  | 27     | 1.235  | 45.798     | 27     | 0.993  | 46.222  |
| 88     | 4.719  | 46.765  | 88     | 4.816  | 45.816  | 88     | 4.485  | 45.820  | 88     | 4.025  | 45.836     | 99     | 1 LAP  | 50.247  |
| 28     | 1 LAP  | 51.019  | 11     | 8.389  | 46.463  | 11     | 8.330  | 46.092  | 11     | 8.689  | 46.655     | 88     | 3.814  | 46.253  |
| 11     | 7.645  | 45.985  | 28     | 1 LAP  | 50.574  | 14     | 13.494 | 48.032  | 14     | 13.408 | 46.210     | 11     | 8.972  | 46.747  |
| 14     | 11.026 | 46.596  | 14     | 11.613 | 46.306  | 45     | 14.290 | 46.701  | 45     | 14.783 | 46.789     | 14     | 14.586 | 47.642  |
| 45     | 13.025 | 46.474  | 45     | 13.740 | 46.434  | 28     | 1 LAP  | 50.483  | 19     | 17.327 | 48.526     | 45     | 15.217 | 46.898  |
| 19     | 14.183 | 46.616  | 19     | 14.968 | 46.504  | 19     | 15.097 | 46.280  | 42     | 17.877 | 48.624     | 19     | 17.180 | 46.317  |
| 42     | 14.777 | 46.700  | 42     | 15.520 | 46.462  | 42     | 15.549 | 46.180  | 28     | 1 LAP  | 50.849     | 42     | 17.880 | 46.467  |
| 71     | 15.581 | 46.632  | 71     | 16.228 | 46.366  | 71     | 16.487 | 46.410  | 71     | 19.436 | 49.245     | 71     | 20.295 | 47.323  |
| 44     | 1 LAP  | 52.217  | 44     | 1 LAP  | 51.439  | 44     | 1 LAP  | 51.060  | 44     | 1 LAP  | 50.787     | 28     | 1 LAP  | 50.490  |
| 7      | 27.855 | 47.517  | 7      | 30.053 | 47.917  | 7      | 31.906 | 48.004  | 7      | 33.256 | 47.646     | 7      | 34.573 | 47.781  |
| 18     | 33.743 | 47.014  | 18     | 34.965 | 46.941  | 18     | 35.670 | 46.856  | 18     | 36.455 | 47.081     | 44     | 1 LAP  | 51.365  |
| 70     | 37.311 | 48.770  | 70     | 40.182 | 48.590  | 70     | 42.906 | 48.875  | 25     | 3 LAPS | 3:04.307 P | 18     | 37.475 | 47.484  |
| 99     | 38.772 | 48.350  | 99     | 41.195 | 48.142  | 99     | 44.458 | 49.414  | 70     | 46.190 | 49.580     | 25     | 3 LAPS | 52.673  |



# Radical UK Cup

## RACE 11 - LAP CHART

| Lap 16 |        |         | Lap 17 |        |         | Lap 18 |        |         | Lap 19 |        |         | Lap 20 |        |         |
|--------|--------|---------|--------|--------|---------|--------|--------|---------|--------|--------|---------|--------|--------|---------|
| No     | Behind | Laptime | No     | Behind | Laptime | No     | Behind | Laptime | No     | Behind | Laptime | No     | Behind | Laptime |
| 1      |        | 46.593  | 1      |        | 46.410  | 1      |        | 46.365  | 1      |        | 46.472  | 1      |        | 46.151  |
| 27     | 0.889  | 46.489  | 27     | 0.319  | 45.840  | 27     | 0.363  | 46.409  | 27     | 0.274  | 46.383  | 27     | 0.223  | 46.100  |
| 88     | 4.087  | 46.866  | 25     | 4 LAPS | 50.392  | 44     | 2 LAPS | 51.109  | 88     | 4.590  | 46.931  | 88     | 5.359  | 46.920  |
| 70     | 1 LAP  | 52.588  | 88     | 3.874  | 46.197  | 25     | 4 LAPS | 47.388  | 25     | 4 LAPS | 48.532  | 25     | 4 LAPS | 47.270  |
| 99     | 1 LAP  | 50.912  | 11     | 9.047  | 46.900  | 88     | 4.131  | 46.622  | 44     | 2 LAPS | 51.201  | 44     | 2 LAPS | 51.161  |
| 11     | 8.557  | 46.178  | 99     | 1 LAP  | 49.437  | 11     | 9.043  | 46.361  | 11     | 11.332 | 48.761  | 11     | 11.923 | 46.742  |
| 45     | 15.620 | 46.996  | 70     | 1 LAP  | 51.297  | 99     | 1 LAP  | 49.123  | 99     | 1 LAP  | 48.436  | 99     | 1 LAP  | 49.385  |
| 14     | 16.255 | 48.262  | 45     | 15.870 | 46.660  | 70     | 1 LAP  | 48.503  | 70     | 1 LAP  | 48.579  | 70     | 1 LAP  | 48.994  |
| 19     | 17.373 | 46.786  | 14     | 16.970 | 47.125  | 45     | 16.211 | 46.706  | 45     | 16.360 | 46.621  | 45     | 18.142 | 47.933  |
| 42     | 17.949 | 46.662  | 19     | 17.578 | 46.615  | 14     | 17.071 | 46.466  | 14     | 17.163 | 46.564  | 14     | 18.169 | 47.157  |
| 71     | 20.188 | 46.486  | 42     | 18.143 | 46.604  | 19     | 17.919 | 46.706  | 42     | 18.607 | 46.695  | 42     | 18.854 | 46.398  |
| 28     | 1 LAP  | 49.668  | 71     | 20.222 | 46.444  | 42     | 18.384 | 46.606  | 19     | 18.745 | 47.298  | 19     | 21.087 | 48.493  |
| 7      | 35.308 | 47.328  | 28     | 1 LAP  | 48.704  | 71     | 20.372 | 46.515  | 71     | 20.437 | 46.537  | 71     | 21.698 | 47.412  |
| 18     | 37.762 | 46.880  | 7      | 36.520 | 47.622  | 28     | 1 LAP  | 49.239  | 28     | 1 LAP  | 48.492  | 28     | 1 LAP  | 48.768  |
| 44     | 1 LAP  | 51.339  | 18     | 38.082 | 46.730  | 7      | 37.727 | 47.572  | 7      | 38.796 | 47.541  | 7      | 40.542 | 47.897  |
|        |        |         |        |        |         | 18     | 38.714 | 46.997  | 18     | 39.512 | 47.270  | 18     | 41.018 | 47.657  |

# Radical UK Cup

## RACE 11 - LAP CHART

| Lap 21 |        |         | Lap 22 |        |            | Lap 23 |        |         | Lap 24 |        |         | Lap 25 |        |         |
|--------|--------|---------|--------|--------|------------|--------|--------|---------|--------|--------|---------|--------|--------|---------|
| No     | Behind | Laptime | No     | Behind | Laptime    | No     | Behind | Laptime | No     | Behind | Laptime | No     | Behind | Laptime |
| 27     |        | 46.027  | 27     |        | 45.824     | 27     |        | 46.012  | 27     |        | 46.277  | 27     |        | 47.397  |
| 1      | 0.894  | 47.144  | 1      | 1.378  | 46.308     | 1      | 2.217  | 46.851  | 1      | 2.344  | 46.404  | 28     | 2 LAPS | 50.113  |
| 88     | 5.487  | 46.378  | 88     | 6.307  | 46.644     | 88     | 6.997  | 46.702  | 88     | 7.039  | 46.319  | 7      | 1 LAP  | 48.734  |
| 25     | 4 LAPS | 47.164  | 19     | 1 LAP  | 1:18.916 P | 25     | 4 LAPS | 47.709  | 19     | 1 LAP  | 46.778  | 1      | 1.755  | 46.808  |
| 11     | 12.084 | 46.411  | 25     | 4 LAPS | 47.634     | 19     | 1 LAP  | 49.601  | 11     | 13.259 | 46.362  | 88     | 5.947  | 46.305  |
| 44     | 2 LAPS | 51.163  | 11     | 12.863 | 46.603     | 11     | 13.174 | 46.323  | 25     | 4 LAPS | 49.114  | 19     | 1 LAP  | 46.393  |
| 14     | 19.057 | 47.138  | 14     | 20.210 | 46.977     | 14     | 20.854 | 46.656  | 14     | 21.126 | 46.549  | 11     | 12.230 | 46.368  |
| 42     | 20.413 | 47.809  | 44     | 2 LAPS | 51.451     | 42     | 21.757 | 46.700  | 42     | 22.027 | 46.547  | 25     | 4 LAPS | 47.971  |
| 45     | 20.568 | 48.676  | 42     | 21.069 | 46.480     | 45     | 23.030 | 47.287  | 45     | 23.309 | 46.556  | 14     | 20.700 | 46.971  |
| 99     | 1 LAP  | 50.640  | 45     | 21.755 | 47.011     | 71     | 24.527 | 46.965  | 71     | 24.792 | 46.542  | 42     | 21.361 | 46.731  |
| 70     | 1 LAP  | 50.419  | 71     | 23.574 | 46.789     | 44     | 2 LAPS | 51.686  | 70     | 1 LAP  | 49.646  | 45     | 22.150 | 46.238  |
| 71     | 22.609 | 47.161  | 70     | 1 LAP  | 49.353     | 70     | 1 LAP  | 48.696  | 44     | 2 LAPS | 52.116  | 71     | 24.082 | 46.687  |
| 28     | 1 LAP  | 48.387  | 99     | 1 LAP  | 50.680     | 99     | 1 LAP  | 49.950  | 99     | 1 LAP  | 49.988  | 70     | 1 LAP  | 49.750  |
| 18     | 42.322 | 47.554  | 28     | 1 LAP  | 49.053     | 28     | 1 LAP  | 48.766  | 18     | 46.587 | 47.988  | 44     | 2 LAPS | 50.764  |
| 7      | 42.720 | 48.428  | 18     | 43.434 | 46.936     | 18     | 44.876 | 47.454  |        |        |         | 99     | 1 LAP  | 49.869  |
|        |        |         | 7      | 44.465 | 47.569     | 7      | 45.759 | 47.306  |        |        |         |        |        |         |

# Radical UK Cup

## RACE 11 - LAP CHART

| Lap 26 |        |         | Lap 27 |        |         | Lap 28 |        |         | Lap 29 |        |         | Lap 30 |        |         |
|--------|--------|---------|--------|--------|---------|--------|--------|---------|--------|--------|---------|--------|--------|---------|
| No     | Behind | Laptime | No     | Behind | Laptime | No     | Behind | Laptime | No     | Behind | Laptime | No     | Behind | Laptime |
| 27     |        | 46.096  | 27     |        | 46.069  | 27     |        | 46.027  | 27     |        | 47.011  | 27     |        | 46.472  |
| 18     | 1 LAP  | 47.001  | 18     | 1 LAP  | 47.641  | 99     | 2 LAPS | 50.749  | 18     | 1 LAP  | 47.248  | 70     | 2 LAPS | 50.447  |
| 1      | 4.026  | 48.367  | 1      | 4.826  | 46.869  | 18     | 1 LAP  | 46.801  | 44     | 3 LAPS | 51.980  | 18     | 1 LAP  | 47.017  |
| 28     | 2 LAPS | 49.702  | 7      | 1 LAP  | 48.114  | 1      | 5.508  | 46.709  | 1      | 4.994  | 46.497  | 1      | 5.578  | 47.056  |
| 7      | 1 LAP  | 49.949  | 88     | 7.211  | 47.077  | 88     | 7.791  | 46.607  | 99     | 2 LAPS | 52.209  | 88     | 7.425  | 46.857  |
| 88     | 6.203  | 46.352  | 28     | 2 LAPS | 51.109  | 7      | 1 LAP  | 48.293  | 88     | 7.040  | 46.260  | 44     | 3 LAPS | 51.297  |
| 19     | 1 LAP  | 46.547  | 19     | 1 LAP  | 46.771  | 28     | 2 LAPS | 49.295  | 7      | 1 LAP  | 47.584  | 99     | 2 LAPS | 51.660  |
| 11     | 12.749 | 46.615  | 11     | 14.091 | 47.411  | 19     | 1 LAP  | 46.766  | 19     | 1 LAP  | 47.155  | 7      | 1 LAP  | 47.585  |
| 25     | 4 LAPS | 47.416  | 25     | 4 LAPS | 47.294  | 11     | 15.708 | 47.644  | 28     | 2 LAPS | 49.636  | 19     | 1 LAP  | 47.280  |
| 14     | 21.236 | 46.632  | 14     | 22.661 | 47.494  | 25     | 4 LAPS | 47.343  | 11     | 15.632 | 46.935  | 11     | 16.454 | 47.294  |
| 42     | 22.049 | 46.784  | 42     | 22.997 | 47.017  | 14     | 22.974 | 46.340  | 25     | 4 LAPS | 47.321  | 28     | 2 LAPS | 49.491  |
| 45     | 22.482 | 46.428  | 45     | 23.438 | 47.025  | 42     | 23.958 | 46.988  | 14     | 22.205 | 46.242  | 25     | 4 LAPS | 47.382  |
| 71     | 24.629 | 46.643  | 71     | 25.350 | 46.790  | 45     | 24.400 | 46.989  | 42     | 23.260 | 46.313  | 14     | 22.097 | 46.364  |
| 70     | 1 LAP  | 49.377  | 70     | 1 LAP  | 50.142  | 71     | 26.021 | 46.698  | 45     | 23.846 | 46.457  | 42     | 23.169 | 46.381  |
| 44     | 2 LAPS | 51.142  | 44     | 2 LAPS | 50.943  | 70     | 1 LAP  | 49.689  | 71     | 25.544 | 46.534  | 45     | 24.351 | 46.977  |
| 99     | 1 LAP  | 50.932  |        |        |         |        |        |         |        |        |         | 71     | 25.850 | 46.778  |

# Radical UK Cup

## RACE 11 - LAP CHART

| Lap 31 |          |            | Lap 32 |        |            | Lap 33 |        |            | Lap 34 |        |         | Lap 35 |        |         |
|--------|----------|------------|--------|--------|------------|--------|--------|------------|--------|--------|---------|--------|--------|---------|
| No     | Behind   | Laptime    | No     | Behind | Laptime    | No     | Behind | Laptime    | No     | Behind | Laptime | No     | Behind | Laptime |
| 27     |          | 46.345     | 27     |        | 1:58.304 P | 27     |        | 47.845     | 27     |        | 45.721  | 27     |        | 45.738  |
| 18     | 1 LAP    | 48.890     | 99     | 3 LAPS | 2:44.371 P | 18     | 1 LAP  | 49.994     | 18     | 1 LAP  | 47.012  | 18     | 1 LAP  | 46.480  |
| 7      | 1 LAP    | 49.437     | 1      | 17.924 | 48.242     | 1      | 16.480 | 46.401     | 1      | 16.323 | 45.564  | 1      | 15.967 | 45.382  |
| 44     | 3 LAPS   | 50.865     | 71     | 20.483 | 49.686     | 44     | 3 LAPS | 1:58.716 P | 88     | 18.514 | 45.210  | 88     | 17.718 | 44.942  |
| 28     | 2 LAPS   | 48.674     | 88     | 20.835 | 47.621     | 88     | 19.025 | 46.035     | 71     | 22.401 | 47.666  | 71     | 23.377 | 46.714  |
| 25     | 4 LAPS   | 48.233     | 28     | 2 LAPS | 2:02.458 P | 99     | 3 LAPS | 57.084     | 99     | 3 LAPS | 50.578  | 99     | 3 LAPS | 50.093  |
| 42     | 23.623   | 46.799     | 42     | 25.300 | 1:59.981 P | 71     | 20.456 | 47.818     | 44     | 3 LAPS | 54.368  | 44     | 3 LAPS | 49.388  |
| 45     | 24.473   | 46.467     | 45     | 25.925 | 1:59.756 P | 42     | 28.393 | 50.938     | 42     | 29.791 | 47.119  | 45     | 31.086 | 46.784  |
| 44     | 2 LAPS   | 51.359     | 7      | 1 LAP  | 2:11.018 P | 45     | 28.806 | 50.726     | 45     | 30.040 | 46.955  | 42     | 31.287 | 47.234  |
| 25     | 3 LAPS   | 49.854     | 14     | 33.318 | 49.064     | 7      | 1 LAP  | 50.570     | 7      | 1 LAP  | 47.802  | 14     | 31.677 | 45.946  |
| 1      | 1:27.986 | 2:08.753 P | 19     | 1 LAP  | 50.684     | 28     | 2 LAPS | 54.454     | 14     | 31.469 | 45.824  | 7      | 1 LAP  | 48.157  |
| 71     | 1:29.101 | 1:49.596 P | 70     | 2 LAPS | 54.168     | 14     | 31.366 | 45.893     | 28     | 2 LAPS | 49.260  | 19     | 1 LAP  | 47.346  |
| 88     | 1:31.518 | 2:10.438 P | 11     | 39.431 | 49.207     | 25     | 4 LAPS | 2:07.716 P | 19     | 1 LAP  | 46.821  | 28     | 2 LAPS | 49.254  |
| 70     | 2 LAPS   | 2:26.093 P |        |        |            | 19     | 1 LAP  | 47.017     | 25     | 4 LAPS | 51.290  | 25     | 4 LAPS | 47.455  |
| 19     | 1 LAP    | 2:14.690 P |        |        |            | 70     | 2 LAPS | 49.648     | 70     | 2 LAPS | 49.404  |        |        |         |
| 14     | 1:42.558 | 2:06.806 P |        |        |            |        |        |            |        |        |         |        |        |         |

# Radical UK Cup

## RACE 11 - LAP CHART

| Lap 36 |        |         | Lap 37 |        |         | Lap 38 |        |         | Lap 39 |        |         | Lap 40 |        |         |
|--------|--------|---------|--------|--------|---------|--------|--------|---------|--------|--------|---------|--------|--------|---------|
| No     | Behind | Laptime | No     | Behind | Laptime | No     | Behind | Laptime | No     | Behind | Laptime | No     | Behind | Laptime |
| 27     |        | 46.191  | 27     |        | 46.001  | 27     |        | 46.232  | 27     |        | 45.894  | 27     |        | 46.126  |
| 70     | 3 LAPS | 50.807  | 18     | 1 LAP  | 47.050  | 28     | 3 LAPS | 50.631  | 28     | 3 LAPS | 48.625  | 28     | 3 LAPS | 48.849  |
| 18     | 1 LAP  | 46.663  | 70     | 3 LAPS | 50.018  | 18     | 1 LAP  | 46.433  | 18     | 1 LAP  | 46.577  | 18     | 1 LAP  | 46.588  |
| 1      | 14.975 | 45.199  | 1      | 14.707 | 45.733  | 70     | 3 LAPS | 49.242  | 70     | 3 LAPS | 49.476  | 1      | 12.122 | 45.357  |
| 88     | 16.560 | 45.033  | 88     | 15.844 | 45.285  | 1      | 13.558 | 45.083  | 1      | 12.891 | 45.227  | 88     | 13.700 | 45.620  |
| 71     | 24.023 | 46.837  | 71     | 24.617 | 46.595  | 88     | 14.745 | 45.133  | 88     | 14.206 | 45.355  | 70     | 3 LAPS | 50.691  |
| 45     | 32.213 | 47.318  | 14     | 32.750 | 46.082  | 71     | 25.090 | 46.705  | 71     | 25.621 | 46.425  | 71     | 26.156 | 46.661  |
| 14     | 32.669 | 47.183  | 45     | 33.858 | 47.646  | 14     | 31.981 | 45.463  | 14     | 32.131 | 46.044  | 14     | 31.655 | 45.650  |
| 42     | 32.701 | 47.605  | 42     | 34.341 | 47.641  | 45     | 34.072 | 46.446  | 45     | 34.541 | 46.363  | 45     | 34.897 | 46.482  |
| 99     | 3 LAPS | 50.341  | 99     | 3 LAPS | 49.453  | 42     | 35.357 | 47.248  | 42     | 36.436 | 46.973  | 42     | 37.067 | 46.757  |
| 44     | 3 LAPS | 50.511  | 7      | 1 LAP  | 48.166  | 99     | 3 LAPS | 49.015  | 7      | 1 LAP  | 47.382  | 7      | 1 LAP  | 46.918  |
| 7      | 1 LAP  | 47.252  | 19     | 1 LAP  | 46.867  | 7      | 1 LAP  | 48.689  | 19     | 1 LAP  | 47.720  | 19     | 1 LAP  | 46.866  |
| 19     | 1 LAP  | 46.623  | 44     | 3 LAPS | 49.430  | 19     | 1 LAP  | 47.875  | 99     | 3 LAPS | 50.588  | 25     | 4 LAPS | 47.410  |
| 25     | 4 LAPS | 47.570  | 25     | 4 LAPS | 47.352  | 44     | 3 LAPS | 49.497  | 44     | 3 LAPS | 49.379  |        |        |         |
| 28     | 2 LAPS | 50.162  |        |        |         | 25     | 4 LAPS | 47.149  | 25     | 4 LAPS | 47.223  |        |        |         |

# Radical UK Cup

## RACE 11 - LAP CHART

| Lap 41 |        |         | Lap 42 |        |         | Lap 43 |        |         | Lap 44 |        |            | Lap 45 |        |         |
|--------|--------|---------|--------|--------|---------|--------|--------|---------|--------|--------|------------|--------|--------|---------|
| No     | Behind | Laptime | No     | Behind | Laptime | No     | Behind | Laptime | No     | Behind | Laptime    | No     | Behind | Laptime |
| 27     |        | 46.730  | 27     |        | 45.936  | 27     |        | 46.167  | 27     |        | 46.267     | 27     |        | 46.210  |
| 99     | 4 LAPS | 49.343  | 25     | 5 LAPS | 48.058  | 25     | 5 LAPS | 47.384  | 18     | 1 LAP  | 47.076     | 18     | 1 LAP  | 46.608  |
| 44     | 4 LAPS | 50.596  | 99     | 4 LAPS | 49.265  | 99     | 4 LAPS | 48.991  | 1      | 9.573  | 46.015     | 88     | 11.244 | 46.573  |
| 18     | 1 LAP  | 46.797  | 44     | 4 LAPS | 49.181  | 18     | 1 LAP  | 47.151  | 99     | 4 LAPS | 50.431     | 99     | 4 LAPS | 49.833  |
| 28     | 3 LAPS | 49.316  | 18     | 1 LAP  | 46.390  | 44     | 4 LAPS | 50.173  | 88     | 10.881 | 45.782     | 44     | 4 LAPS | 49.924  |
| 1      | 10.930 | 45.538  | 1      | 10.817 | 45.823  | 1      | 9.825  | 45.175  | 44     | 4 LAPS | 50.412     | 28     | 3 LAPS | 49.318  |
| 88     | 12.313 | 45.343  | 28     | 3 LAPS | 49.088  | 88     | 11.366 | 45.604  | 28     | 3 LAPS | 48.559     | 71     | 28.279 | 46.620  |
| 70     | 3 LAPS | 49.486  | 88     | 11.929 | 45.552  | 28     | 3 LAPS | 48.641  | 71     | 27.869 | 47.245     | 70     | 3 LAPS | 48.903  |
| 71     | 26.089 | 46.663  | 70     | 3 LAPS | 49.137  | 70     | 3 LAPS | 48.799  | 70     | 3 LAPS | 48.896     | 14     | 31.007 | 46.936  |
| 14     | 30.624 | 45.699  | 71     | 26.432 | 46.279  | 71     | 26.891 | 46.626  | 14     | 30.281 | 46.047     | 25     | 5 LAPS | 51.714  |
| 45     | 34.711 | 46.544  | 14     | 30.451 | 45.763  | 14     | 30.501 | 46.217  | 25     | 5 LAPS | 1:14.385 P | 45     | 38.354 | 47.656  |
| 42     | 37.019 | 46.682  | 45     | 35.331 | 46.556  | 45     | 36.143 | 46.979  | 45     | 36.908 | 47.032     | 42     | 40.796 | 47.553  |
| 7      | 1 LAP  | 46.965  | 42     | 37.968 | 46.885  | 42     | 38.789 | 46.988  | 42     | 39.453 | 46.931     | 7      | 1 LAP  | 47.418  |
| 19     | 1 LAP  | 46.905  | 7      | 1 LAP  | 46.928  | 7      | 1 LAP  | 46.853  | 7      | 1 LAP  | 46.958     | 19     | 1 LAP  | 47.602  |
|        |        |         | 19     | 1 LAP  | 46.961  | 19     | 1 LAP  | 46.896  | 19     | 1 LAP  | 46.996     |        |        |         |

# Radical UK Cup

## RACE 11 - LAP CHART

| Lap 46 |        |          | Lap 47 |          |          | Lap 48 |        |          | Lap 49 |        |          | Lap 50 |        |          |
|--------|--------|----------|--------|----------|----------|--------|--------|----------|--------|--------|----------|--------|--------|----------|
| No     | Behind | Laptime  | No     | Behind   | Laptime  | No     | Behind | Laptime  | No     | Behind | Laptime  | No     | Behind | Laptime  |
| 27     |        | 46.511   | 27     |          | 56.719   | 27     |        | 1:45.292 | 27     |        | 2:03.011 | 27     |        | 1:25.202 |
| 18     | 1 LAP  | 46.908   | 18     | 1 LAP    | 52.778   | 88     | 1.921  | 1:41.018 | 88     | 0.698  | 2:01.788 | 88     | 0.414  | 1:24.918 |
| 88     | 10.280 | 45.547   | 88     | 6.195    | 52.634   | 99     | 4 LAPS | 1:36.652 | 99     | 4 LAPS | 2:01.840 | 99     | 4 LAPS | 1:24.986 |
| 99     | 4 LAPS | 49.435   | 99     | 4 LAPS   | 51.161   | 44     | 4 LAPS | 1:34.238 | 44     | 4 LAPS | 2:01.872 | 44     | 4 LAPS | 1:24.391 |
| 44     | 4 LAPS | 49.854   | 44     | 4 LAPS   | 51.120   | 28     | 3 LAPS | 1:33.717 | 28     | 3 LAPS | 2:01.974 | 14     | 2.475  | 1:22.498 |
| 28     | 3 LAPS | 49.321   | 28     | 3 LAPS   | 50.330   | 71     | 40.538 | 52.428   | 71     | 3.863  | 1:26.336 | 28     | 3 LAPS | 1:24.228 |
| 71     | 48.328 | 1:06.560 | 71     | 1:33.402 | 1:41.793 | 14     | 40.799 | 52.392   | 14     | 5.179  | 1:27.391 | 71     | 2.598  | 1:23.937 |
| 14     | 49.290 | 1:04.794 | 14     | 1:33.699 | 1:41.128 | 70     | 3 LAPS | 54.742   | 70     | 3 LAPS | 1:24.648 | 70     | 3 LAPS | 1:22.094 |
| 70     | 3 LAPS | 1:07.076 | 70     | 3 LAPS   | 1:40.480 | 25     | 5 LAPS | 53.308   | 25     | 5 LAPS | 1:25.041 | 25     | 5 LAPS | 1:21.826 |
| 25     | 5 LAPS | 1:02.550 | 25     | 5 LAPS   | 1:41.416 | 45     | 45.342 | 53.218   | 45     | 8.284  | 1:25.953 | 45     | 4.017  | 1:20.935 |
| 45     | 52.905 | 1:01.062 | 45     | 1:37.416 | 1:41.230 | 42     | 45.838 | 53.278   | 42     | 9.042  | 1:26.215 | 42     | 4.033  | 1:20.193 |
| 42     | 53.657 | 59.372   | 42     | 1:37.852 | 1:40.914 | 7      | 1 LAP  | 52.154   | 7      | 1 LAP  | 1:26.360 | 7      | 1 LAP  | 1:19.588 |
| 7      | 1 LAP  | 55.745   | 7      | 1 LAP    | 1:41.670 | 19     | 1 LAP  | 52.266   | 19     | 1 LAP  | 1:26.395 | 19     | 1 LAP  | 1:19.101 |
| 19     | 1 LAP  | 56.106   | 19     | 1 LAP    | 1:41.286 |        |        |          |        |        |          |        |        |          |

# Radical UK Cup

## RACE 11 - LAP CHART

| Lap 51 |        |         | Lap 52 |        |         | Lap 53 |        |         | Lap 54 |        |         | Lap 55 |        |         |
|--------|--------|---------|--------|--------|---------|--------|--------|---------|--------|--------|---------|--------|--------|---------|
| No     | Behind | Laptime | No     | Behind | Laptime | No     | Behind | Laptime | No     | Behind | Laptime | No     | Behind | Laptime |
| 27     |        | 46.792  | 27     |        | 45.861  | 88     |        | 46.551  | 88     |        | 45.065  | 88     |        | 44.996  |
| 88     | 0.394  | 46.772  | 88     | 0.225  | 45.692  | 27     | 0.265  | 47.041  | 27     | 1.442  | 46.242  | 27     | 2.548  | 46.102  |
| 14     | 2.643  | 46.960  | 14     | 2.054  | 45.272  | 14     | 0.669  | 45.391  | 14     | 1.668  | 46.064  | 14     | 2.851  | 46.179  |
| 71     | 4.302  | 48.496  | 71     | 4.997  | 46.556  | 71     | 4.616  | 46.395  | 71     | 5.873  | 46.322  | 71     | 7.352  | 46.475  |
| 99     | 4 LAPS | 51.803  | 99     | 4 LAPS | 48.140  | 99     | 4 LAPS | 48.203  | 42     | 12.834 | 46.609  | 42     | 14.520 | 46.682  |
| 44     | 4 LAPS | 51.579  | 28     | 3 LAPS | 49.597  | 42     | 11.290 | 47.043  | 45     | 13.649 | 46.928  | 45     | 15.129 | 46.476  |
| 28     | 3 LAPS | 51.338  | 42     | 11.023 | 49.131  | 45     | 11.786 | 47.236  | 99     | 4 LAPS | 49.689  | 99     | 4 LAPS | 48.574  |
| 45     | 7.614  | 50.389  | 45     | 11.326 | 49.573  | 28     | 3 LAPS | 48.945  | 28     | 3 LAPS | 47.999  | 19     | 1 LAP  | 47.477  |
| 42     | 7.753  | 50.512  | 19     | 1 LAP  | 49.279  | 19     | 1 LAP  | 48.384  | 19     | 1 LAP  | 47.956  | 28     | 3 LAPS | 48.977  |
| 70     | 3 LAPS | 51.725  | 7      | 1 LAP  | 50.611  | 7      | 1 LAP  | 47.409  | 7      | 1 LAP  | 48.090  | 25     | 5 LAPS | 48.450  |
| 7      | 1 LAP  | 50.651  | 25     | 5 LAPS | 49.927  | 25     | 5 LAPS | 47.710  | 25     | 5 LAPS | 47.697  | 7      | 1 LAP  | 48.836  |
| 19     | 1 LAP  | 50.564  | 44     | 4 LAPS | 52.015  | 70     | 3 LAPS | 48.410  | 70     | 3 LAPS | 47.808  | 70     | 3 LAPS | 48.153  |
| 25     | 5 LAPS | 52.130  | 70     | 3 LAPS | 51.320  | 44     | 4 LAPS | 50.537  | 44     | 4 LAPS | 49.230  | 44     | 4 LAPS | 49.186  |



# Radical UK Cup

## RACE 11 - LAP CHART

| Lap 56 |        |         | Lap 57 |        |         | Lap 58 |        |         | Lap 59 |        |         | Lap 60 |        |         |
|--------|--------|---------|--------|--------|---------|--------|--------|---------|--------|--------|---------|--------|--------|---------|
| No     | Behind | Laptime | No     | Behind | Laptime | No     | Behind | Laptime | No     | Behind | Laptime | No     | Behind | Laptime |
| 88     |        | 45.356  | 88     |        | 45.395  | 88     |        | 45.333  | 88     |        | 45.464  | 88     |        | 45.706  |
| 27     | 3.096  | 45.904  | 27     | 3.685  | 45.984  | 27     | 5.976  | 47.624  | 14     | 7.877  | 47.136  | 14     | 7.961  | 45.790  |
| 14     | 3.435  | 45.940  | 14     | 4.008  | 45.968  | 14     | 6.205  | 47.530  | 27     | 8.413  | 47.901  | 27     | 10.539 | 47.832  |
| 71     | 8.630  | 46.634  | 71     | 9.771  | 46.536  | 71     | 10.944 | 46.506  | 71     | 12.133 | 46.653  | 71     | 13.161 | 46.734  |
| 42     | 15.561 | 46.397  | 42     | 16.906 | 46.740  | 42     | 18.011 | 46.438  | 42     | 19.422 | 46.875  | 45     | 23.137 | 48.967  |
| 45     | 16.146 | 46.373  | 45     | 17.348 | 46.597  | 45     | 18.638 | 46.623  | 45     | 19.876 | 46.702  | 19     | 1 LAP  | 46.940  |
| 19     | 1 LAP  | 47.107  | 19     | 1 LAP  | 46.704  | 19     | 1 LAP  | 46.571  | 19     | 1 LAP  | 47.159  | 25     | 5 LAPS | 47.629  |
| 99     | 4 LAPS | 49.528  | 25     | 5 LAPS | 47.211  | 25     | 5 LAPS | 47.201  | 25     | 5 LAPS | 46.813  | 42     | 29.617 | 55.901  |
| 25     | 5 LAPS | 48.014  | 7      | 1 LAP  | 47.347  | 7      | 1 LAP  | 47.005  | 7      | 1 LAP  | 46.854  | 7      | 1 LAP  | 47.426  |
| 28     | 3 LAPS | 49.236  | 99     | 4 LAPS | 49.807  | 99     | 4 LAPS | 48.751  | 99     | 4 LAPS | 49.018  | 99     | 4 LAPS | 49.103  |
| 7      | 1 LAP  | 48.828  | 70     | 3 LAPS | 48.737  | 28     | 3 LAPS | 48.817  | 70     | 3 LAPS | 47.637  | 70     | 3 LAPS | 48.919  |
| 70     | 3 LAPS | 48.680  | 28     | 3 LAPS | 50.101  | 70     | 3 LAPS | 50.029  | 28     | 3 LAPS | 48.793  | 28     | 3 LAPS | 48.330  |
| 44     | 4 LAPS | 49.394  | 44     | 4 LAPS | 49.706  | 44     | 4 LAPS | 49.258  | 44     | 4 LAPS | 49.245  | 44     | 4 LAPS | 48.993  |

# Dunlop Sport Maxx Production Cup

## QUALIFYING - RACE 4 - CLASSIFICATION

| POS | NO | CL | NAME             | ENTRY                           | TIME     | ON | LAPS | GAP   | DIFF  | MPH   |
|-----|----|----|------------------|---------------------------------|----------|----|------|-------|-------|-------|
| 1   | 21 | A  | Stuart CLARKE    | Vauxhall Astra VXR              | 54.897   | 14 | 16   |       |       | 78.60 |
| 2   | 22 | A  | Simon SHAW       | Seat Leon Cupra                 | 54.903   | 12 | 19   | 0.006 | 0.006 | 78.59 |
| 3   | 8  | A  | Martin WALLBANK  | Vauxhall Astra VXR              | 55.058   | 11 | 16   | 0.161 | 0.155 | 78.37 |
| 4   | 1  | A  | Leyton CLARKE    | Vauxhall Astra VXR              | 55.098   | 14 | 17   | 0.201 | 0.040 | 78.31 |
| 5   | 9  | A  | John ALLISON     | Vauxhall Astra VXR              | 55.188   | 14 | 17   | 0.291 | 0.090 | 78.18 |
| 6   | 14 | A  | Adrian CHURCHILL | Vauxhall Astra VXR              | 55.759   | 8  | 16   | 0.862 | 0.571 | 77.38 |
| 7   | 40 | A  | Chris OAKMAN     | Mini Cooper JCW                 | 55.918   | 20 | 20   | 1.021 | 0.159 | 77.16 |
| 8   | 2  | A  | Richard ABRA     | Renault Renaultsport Megane R26 | 56.178   | 21 | 21   | 1.281 | 0.260 | 76.81 |
| 9   | 3  | A  | Mick WEIDNER     | Ford Focus ST                   | 56.251   | 20 | 20   | 1.354 | 0.073 | 76.71 |
| 10  | 10 | A  | James CORTE      | Vauxhall Astra VXR              | 56.295   | 12 | 17   | 1.398 | 0.044 | 76.65 |
| 11  | 33 | B  | Abbie EATON      | Vauxhall Corsa                  | 57.432   | 15 | 16   | 2.535 | 1.137 | 75.13 |
| 12  | 50 | B  | John GEORGE      | Seat Leon                       | 58.263   | 10 | 15   | 3.366 | 0.831 | 74.06 |
| 13  | 55 | B  | Mark WEIDNER     | Ford Fiesta                     | 58.305   | 15 | 18   | 3.408 | 0.042 | 74.00 |
| 14  | 32 | B  | Ray GRIMES       | Renault Clio Sport 172          | 58.583   | 18 | 20   | 3.686 | 0.278 | 73.65 |
| 15  | 6  | A  | Liam HAMILTON    | BMW 330D                        | 58.617   | 12 | 16   | 3.720 | 0.034 | 73.61 |
| 16  | 30 | A  | Matt PIKE        | Mini Cooper s                   | 59.652   | 16 | 16   | 4.755 | 1.035 | 72.33 |
| 17  | 34 | B  | Kevin GEORGE     | BMW 120D                        | 1:01.201 | 17 | 17   | 6.304 | 1.549 | 70.50 |
| 18  | 63 | C  | Dan MALONE       | Peugeot 106 GTi                 | 1:02.616 | 10 | 11   | 7.719 | 1.415 | 68.91 |

Cars 6, 9 + 34 - Transponders not working  
 Car 21 - please check the connection of your transponder  
 Weather / Track : Cloudy / Drying

Brands Hatch Indy  
 Circuit Length = 1.1986 miles  
 Start: 10:39 End: 11:00

These results are provisional until the conclusion of any judicial and technical matters.

|                   |  |              |
|-------------------|--|--------------|
| Clerk of Course : |  | Timekeeper : |
|-------------------|--|--------------|

# Dunlop Sport Maxx Production Cup

## QUALIFYING - RACE 4 - LAP ANALYSIS

|          |                        |            |  |      |               |            |                     |
|----------|------------------------|------------|--|------|---------------|------------|---------------------|
| <b>1</b> | <b>Leyton CLARKE</b>   |            | <b>A Vauxhall Astra VXR</b>              |      |               |            |                     |
| 1 -      | 1:05.166               | + 10.068   | 10:41:04.284                             | 10 - | 55.672        | + 0.574    | 10:49:32.020        |
| 2 -      | 58.691                 | + 3.593    | 10:42:02.975                             | 11 - | 5:10.758 P    | + 4:15.660 | 10:54:42.778        |
| 3 -      | 56.932                 | + 1.834    | 10:42:59.907                             | 12 - | 59.620        | + 4.522    | 10:55:42.398        |
| 4 -      | 58.138                 | + 3.040    | 10:43:58.045                             | 13 - | 55.678        | + 0.580    | 10:56:38.076        |
| 5 -      | 55.899                 | + 0.801    | 10:44:53.944                             | 14 - | <b>55.098</b> |            | <b>10:57:33.174</b> |
| 6 -      | 55.569                 | + 0.471    | 10:45:49.513                             | 15 - | 55.487        | + 0.389    | 10:58:28.661        |
| 7 -      | 55.480                 | + 0.382    | 10:46:44.993                             | 16 - | 55.122        | + 0.024    | 10:59:23.783        |
| 8 -      | 55.384                 | + 0.286    | 10:47:40.377                             | 17 - | 57.021        | + 1.923    | 11:00:20.804        |
| 9 -      | 55.971                 | + 0.873    | 10:48:36.348                             |      |               |            |                     |
| <b>2</b> | <b>Richard ABRA</b>    |            | <b>A Renault Renaultsport Megane R26</b> |      |               |            |                     |
| 1 -      | 1:09.723               | + 13.545   | 10:40:51.214                             | 12 - | 57.831        | + 1.653    | 10:51:33.879        |
| 2 -      | 1:01.415               | + 5.237    | 10:41:52.629                             | 13 - | 56.822        | + 0.644    | 10:52:30.701        |
| 3 -      | 59.076                 | + 2.898    | 10:42:51.705                             | 14 - | 57.091        | + 0.913    | 10:53:27.792        |
| 4 -      | 58.706                 | + 2.528    | 10:43:50.411                             | 15 - | 1:02.386      | + 6.208    | 10:54:30.178        |
| 5 -      | 57.681                 | + 1.503    | 10:44:48.092                             | 16 - | 56.835        | + 0.657    | 10:55:27.013        |
| 6 -      | 58.246                 | + 2.068    | 10:45:46.338                             | 17 - | 57.340        | + 1.162    | 10:56:24.353        |
| 7 -      | 56.491                 | + 0.313    | 10:46:42.829                             | 18 - | 56.520        | + 0.342    | 10:57:20.873        |
| 8 -      | 58.040                 | + 1.862    | 10:47:40.869                             | 19 - | 56.347        | + 0.169    | 10:58:17.220        |
| 9 -      | 59.318                 | + 3.140    | 10:48:40.187                             | 20 - | 57.196        | + 1.018    | 10:59:14.416        |
| 10 -     | 58.176                 | + 1.998    | 10:49:38.363                             | 21 - | <b>56.178</b> |            | <b>11:00:10.594</b> |
| 11 -     | 57.685                 | + 1.507    | 10:50:36.048                             |      |               |            |                     |
| <b>3</b> | <b>Mick WEIDNER</b>    |            | <b>A Ford Focus ST</b>                   |      |               |            |                     |
| 1 -      | 1:12.999               | + 16.748   | 10:41:28.914                             | 11 - | 59.999        | + 3.748    | 10:51:15.890        |
| 2 -      | 1:01.508               | + 5.257    | 10:42:30.422                             | 12 - | 56.802        | + 0.551    | 10:52:12.692        |
| 3 -      | 1:00.134               | + 3.883    | 10:43:30.556                             | 13 - | 57.132        | + 0.881    | 10:53:09.824        |
| 4 -      | 59.177                 | + 2.926    | 10:44:29.733                             | 14 - | 56.461        | + 0.210    | 10:54:06.285        |
| 5 -      | 57.630                 | + 1.379    | 10:45:27.363                             | 15 - | 56.737        | + 0.486    | 10:55:03.022        |
| 6 -      | 57.409                 | + 1.158    | 10:46:24.772                             | 16 - | 56.621        | + 0.370    | 10:55:59.643        |
| 7 -      | 57.316                 | + 1.065    | 10:47:22.088                             | 17 - | 56.685        | + 0.434    | 10:56:56.328        |
| 8 -      | 58.417                 | + 2.166    | 10:48:20.505                             | 18 - | 56.390        | + 0.139    | 10:57:52.718        |
| 9 -      | 57.402                 | + 1.151    | 10:49:17.907                             | 19 - | 56.746        | + 0.495    | 10:58:49.464        |
| 10 -     | 57.984                 | + 1.733    | 10:50:15.891                             | 20 - | <b>56.251</b> |            | <b>10:59:45.715</b> |
| <b>6</b> | <b>Liam HAMILTON</b>   |            | <b>A BMW 330D</b>                        |      |               |            |                     |
| 1 -      | 1:08.410               | + 9.793    | 10:42:07.953                             | 9 -  | 1:00.035      | + 1.418    | 10:53:26.748        |
| 2 -      | 1:06.599               | + 7.982    | 10:43:14.552                             | 10 - | 59.631        | + 1.014    | 10:54:26.379        |
| 3 -      | 1:03.406               | + 4.789    | 10:44:17.958                             | 11 - | 59.206        | + 0.589    | 10:55:25.585        |
| 4 -      | 1:02.125               | + 3.508    | 10:45:20.083                             | 12 - | <b>58.617</b> |            | <b>10:56:24.202</b> |
| 5 -      | 1:59.564               | + 1:00.947 | 10:47:19.647                             | 13 - | 59.340        | + 0.723    | 10:57:23.542        |
| 6 -      | 3:07.247               | + 2:08.630 | 10:50:26.894                             | 14 - | 58.747        | + 0.130    | 10:58:22.289        |
| 7 -      | 59.635                 | + 1.018    | 10:51:26.529                             | 15 - | 58.713        | + 0.096    | 10:59:21.002        |
| 8 -      | 1:00.184               | + 1.567    | 10:52:26.713                             | 16 - | 1:00.591      | + 1.974    | 11:00:21.593        |
| <b>8</b> | <b>Martin WALLBANK</b> |            | <b>A Vauxhall Astra VXR</b>              |      |               |            |                     |
| 1 -      | 1:19.790               | + 24.732   | 10:41:25.809                             | 9 -  | 55.388        | + 0.330    | 10:52:45.387        |
| 2 -      | 58.188                 | + 3.130    | 10:42:23.997                             | 10 - | 55.166        | + 0.108    | 10:53:40.553        |
| 3 -      | 58.162                 | + 3.104    | 10:43:22.159                             | 11 - | <b>55.058</b> |            | <b>10:54:35.611</b> |
| 4 -      | 56.849                 | + 1.791    | 10:44:19.008                             | 12 - | 1:11.347      | + 16.289   | 10:55:46.958        |
| 5 -      | 56.625                 | + 1.567    | 10:45:15.633                             | 13 - | 58.943        | + 3.885    | 10:56:45.901        |
| 6 -      | 56.127                 | + 1.069    | 10:46:11.760                             | 14 - | 55.354        | + 0.296    | 10:57:41.255        |
| 7 -      | 4:30.902 P             | + 3:35.844 | 10:50:42.662                             | 15 - | 55.140        | + 0.082    | 10:58:36.395        |
| 8 -      | 1:07.337               | + 12.279   | 10:51:49.999                             | 16 - | 1:06.509      | + 11.451   | 10:59:42.904        |
| <b>9</b> | <b>John ALLISON</b>    |            | <b>A Vauxhall Astra VXR</b>              |      |               |            |                     |
| 1 -      | 1:08.349               | + 13.161   | 10:40:54.323                             | 10 - | 2:01.984      | + 1:06.796 | 10:50:31.475        |
| 2 -      | 59.959                 | + 4.771    | 10:41:54.282                             | 11 - | 55.352        | + 0.164    | 10:51:26.827        |
| 3 -      | 57.983                 | + 2.795    | 10:42:52.265                             | 12 - | 1:44.918 P    | + 49.730   | 10:53:11.745        |
| 4 -      | 56.629                 | + 1.441    | 10:43:48.894                             | 13 - | 1:02.153      | + 6.965    | 10:54:13.898        |
| 5 -      | 56.007                 | + 0.819    | 10:44:44.901                             | 14 - | <b>55.188</b> |            | <b>10:55:09.086</b> |
| 6 -      | 55.777                 | + 0.589    | 10:45:40.678                             | 15 - | 55.913        | + 0.725    | 10:56:04.999        |
| 7 -      | 56.031                 | + 0.843    | 10:46:36.709                             | 16 - | 56.020        | + 0.832    | 10:57:01.019        |

Brands Hatch Indy  
Circuit Length = 1.1986 miles  
Start: 10:39 End: 11:00

Weather / Track : Cloudy / Drying

# Dunlop Sport Maxx Production Cup

## QUALIFYING - RACE 4 - LAP ANALYSIS

|           |  |            |                     |      |               |            |                     |
|-----------|--|------------|---------------------|------|---------------|------------|---------------------|
| 8 -       | 55.568                                       | + 0.380    | 10:47:32.277        | 17 - | 1:00.331      | + 5.143    | 10:58:01.350        |
| 9 -       | 57.214                                       | + 2.026    | 10:48:29.491        |      |               |            |                     |
| <b>10</b> | <b>James CORTE</b> A Vauxhall Astra VXR      |            |                     |      |               |            |                     |
| 1 -       | 1:20.162                                     | + 23.867   | 10:41:28.101        | 10 - | 57.236        | + 0.941    | 10:51:52.445        |
| 2 -       | 1:02.787                                     | + 6.492    | 10:42:30.888        | 11 - | 56.816        | + 0.521    | 10:52:49.261        |
| 3 -       | 1:03.791                                     | + 7.496    | 10:43:34.679        | 12 - | <b>56.295</b> |            | <b>10:53:45.556</b> |
| 4 -       | 59.735                                       | + 3.440    | 10:44:34.414        | 13 - | 2:32.236 P    | + 1:35.941 | 10:56:17.792        |
| 5 -       | 59.366                                       | + 3.071    | 10:45:33.780        | 14 - | 1:00.495      | + 4.200    | 10:57:18.287        |
| 6 -       | 2:26.874 P                                   | + 1:30.579 | 10:48:00.654        | 15 - | 56.484        | + 0.189    | 10:58:14.771        |
| 7 -       | 1:00.555                                     | + 4.260    | 10:49:01.209        | 16 - | 56.958        | + 0.663    | 10:59:11.729        |
| 8 -       | 57.016                                       | + 0.721    | 10:49:58.225        | 17 - | 56.589        | + 0.294    | 11:00:08.318        |
| 9 -       | 56.984                                       | + 0.689    | 10:50:55.209        |      |               |            |                     |
| <b>14</b> | <b>Adrian CHURCHILL</b> A Vauxhall Astra VXR |            |                     |      |               |            |                     |
| 1 -       | 1:06.071                                     | + 10.312   | 10:40:49.103        | 9 -  | 56.566        | + 0.807    | 10:48:25.772        |
| 2 -       | 1:00.140                                     | + 4.381    | 10:41:49.243        | 10 - | 56.290        | + 0.531    | 10:49:22.062        |
| 3 -       | 58.040                                       | + 2.281    | 10:42:47.283        | 11 - | 56.460        | + 0.701    | 10:50:18.522        |
| 4 -       | 57.355                                       | + 1.596    | 10:43:44.638        | 12 - | 56.389        | + 0.630    | 10:51:14.911        |
| 5 -       | 56.631                                       | + 0.872    | 10:44:41.269        | 13 - | 55.989        | + 0.230    | 10:52:10.900        |
| 6 -       | 56.118                                       | + 0.359    | 10:45:37.387        | 14 - | 57.160        | + 1.401    | 10:53:08.060        |
| 7 -       | 56.060                                       | + 0.301    | 10:46:33.447        | 15 - | 55.827        | + 0.068    | 10:54:03.887        |
| 8 -       | <b>55.759</b>                                |            | <b>10:47:29.206</b> | 16 - | 55.919        | + 0.160    | 10:54:59.806        |
| <b>21</b> | <b>Stuart CLARKE</b> A Vauxhall Astra VXR    |            |                     |      |               |            |                     |
| 1 -       | 1:05.350                                     | + 10.453   | 10:40:53.933        | 9 -  | 56.139        | + 1.242    | 10:50:25.024        |
| 2 -       | 58.399                                       | + 3.502    | 10:41:52.332        | 10 - | 55.257        | + 0.360    | 10:51:20.281        |
| 3 -       | 58.350                                       | + 3.453    | 10:42:50.682        | 11 - | 1:29.667 P    | + 34.770   | 10:52:49.948        |
| 4 -       | 56.110                                       | + 1.213    | 10:43:46.792        | 12 - | 58.674        | + 3.777    | 10:53:48.622        |
| 5 -       | 55.819                                       | + 0.922    | 10:44:42.611        | 13 - | 54.994        | + 0.097    | 10:54:43.616        |
| 6 -       | 55.777                                       | + 0.880    | 10:45:38.388        | 14 - | <b>54.897</b> |            | <b>10:55:38.513</b> |
| 7 -       | 2:42.742 P                                   | + 1:47.845 | 10:48:21.130        | 15 - | 55.430        | + 0.533    | 10:56:33.943        |
| 8 -       | 1:07.755                                     | + 12.858   | 10:49:28.885        | 16 - | 1:00.331      | + 5.434    | 10:57:34.274        |
| <b>22</b> | <b>Simon SHAW</b> A Seat Leon Cupra          |            |                     |      |               |            |                     |
| 1 -       | 1:05.929                                     | + 11.026   | 10:41:03.873        | 11 - | 1:04.811      | + 9.908    | 10:53:01.265        |
| 2 -       | 58.353                                       | + 3.450    | 10:42:02.226        | 12 - | <b>54.903</b> |            | <b>10:53:56.168</b> |
| 3 -       | 57.319                                       | + 2.416    | 10:42:59.545        | 13 - | 54.910        | + 0.007    | 10:54:51.078        |
| 4 -       | 59.395                                       | + 4.492    | 10:43:58.940        | 14 - | 55.195        | + 0.292    | 10:55:46.273        |
| 5 -       | 56.738                                       | + 1.835    | 10:44:55.678        | 15 - | 55.122        | + 0.219    | 10:56:41.395        |
| 6 -       | 55.668                                       | + 0.765    | 10:45:51.346        | 16 - | 1:03.590      | + 8.687    | 10:57:44.985        |
| 7 -       | 55.406                                       | + 0.503    | 10:46:46.752        | 17 - | 54.966        | + 0.063    | 10:58:39.951        |
| 8 -       | 55.275                                       | + 0.372    | 10:47:42.027        | 18 - | 55.097        | + 0.194    | 10:59:35.048        |
| 9 -       | 56.926                                       | + 2.023    | 10:48:38.953        | 19 - | 1:05.335      | + 10.432   | 11:00:40.383        |
| 10 -      | 3:17.501 P                                   | + 2:22.598 | 10:51:56.454        |      |               |            |                     |
| <b>30</b> | <b>Matt PIKE</b> A Mini Cooper s             |            |                     |      |               |            |                     |
| 1 -       | 1:12.520                                     | + 12.868   | 10:41:45.013        | 9 -  | 59.918        | + 0.266    | 10:50:04.185        |
| 2 -       | 1:06.975                                     | + 7.323    | 10:42:51.988        | 10 - | 59.731        | + 0.079    | 10:51:03.916        |
| 3 -       | 1:02.808                                     | + 3.156    | 10:43:54.796        | 11 - | 1:02.302      | + 2.650    | 10:52:06.218        |
| 4 -       | 1:03.547                                     | + 3.895    | 10:44:58.343        | 12 - | 1:03.527      | + 3.875    | 10:53:09.745        |
| 5 -       | 1:02.704                                     | + 3.052    | 10:46:01.047        | 13 - | 4:02.447 P    | + 3:02.795 | 10:57:12.192        |
| 6 -       | 1:01.124                                     | + 1.472    | 10:47:02.171        | 14 - | 1:02.421      | + 2.769    | 10:58:14.613        |
| 7 -       | 1:01.296                                     | + 1.644    | 10:48:03.467        | 15 - | 59.805        | + 0.153    | 10:59:14.418        |
| 8 -       | 1:00.800                                     | + 1.148    | 10:49:04.267        | 16 - | <b>59.652</b> |            | <b>11:00:14.070</b> |
| <b>32</b> | <b>Ray GRIMES</b> B Renault Clio Sport 172   |            |                     |      |               |            |                     |
| 1 -       | 1:08.959                                     | + 10.376   | 10:40:59.138        | 11 - | 58.778        | + 0.195    | 10:50:54.894        |
| 2 -       | 1:00.649                                     | + 2.066    | 10:41:59.787        | 12 - | 59.660        | + 1.077    | 10:51:54.554        |
| 3 -       | 1:00.274                                     | + 1.691    | 10:43:00.061        | 13 - | 58.746        | + 0.163    | 10:52:53.300        |
| 4 -       | 1:00.220                                     | + 1.637    | 10:44:00.281        | 14 - | 59.033        | + 0.450    | 10:53:52.333        |
| 5 -       | 59.114                                       | + 0.531    | 10:44:59.395        | 15 - | 58.991        | + 0.408    | 10:54:51.324        |
| 6 -       | 59.796                                       | + 1.213    | 10:45:59.191        | 16 - | 58.863        | + 0.280    | 10:55:50.187        |
| 7 -       | 59.686                                       | + 1.103    | 10:46:58.877        | 17 - | 59.029        | + 0.446    | 10:56:49.216        |
| 8 -       | 59.334                                       | + 0.751    | 10:47:58.211        | 18 - | <b>58.583</b> |            | <b>10:57:47.799</b> |

Brands Hatch Indy  
Circuit Length = 1.1986 miles  
Start: 10:39 End: 11:00

Weather / Track : Cloudy / Drying

# Dunlop Sport Maxx Production Cup

## QUALIFYING - RACE 4 - LAP ANALYSIS


|           |                                       |            |              |      |                 |            |                     |
|-----------|---------------------------------------|------------|--------------|------|-----------------|------------|---------------------|
| 9 -       | 58.655                                | + 0.072    | 10:48:56.866 | 19 - | 58.775          | + 0.192    | 10:58:46.574        |
| 10 -      | 59.250                                | + 0.667    | 10:49:56.116 | 20 - | 58.790          | + 0.207    | 10:59:45.364        |
| <b>33</b> | <b>Abbie EATON</b> B Vauxhall Corsa   |            |              |      |                 |            |                     |
| 1 -       | 1:15.102                              | + 17.670   | 10:41:02.169 | 9 -  | 58.666          | + 1.234    | 10:53:34.769        |
| 2 -       | 5:27.511 P                            | + 4:30.079 | 10:46:29.680 | 10 - | 57.900          | + 0.468    | 10:54:32.669        |
| 3 -       | 1:09.267                              | + 11.835   | 10:47:38.947 | 11 - | 58.110          | + 0.678    | 10:55:30.779        |
| 4 -       | 1:00.247                              | + 2.815    | 10:48:39.194 | 12 - | 58.475          | + 1.043    | 10:56:29.254        |
| 5 -       | 1:00.325                              | + 2.893    | 10:49:39.519 | 13 - | 57.910          | + 0.478    | 10:57:27.164        |
| 6 -       | 59.486                                | + 2.054    | 10:50:39.005 | 14 - | 57.978          | + 0.546    | 10:58:25.142        |
| 7 -       | 58.933                                | + 1.501    | 10:51:37.938 | 15 - | <b>57.432</b>   |            | <b>10:59:22.574</b> |
| 8 -       | 58.165                                | + 0.733    | 10:52:36.103 | 16 - | 59.560          | + 2.128    | 11:00:22.134        |
| <b>34</b> | <b>Kevin GEORGE</b> B BMW 120D        |            |              |      |                 |            |                     |
| 1 -       | 1:08.513                              | + 7.312    | 10:42:22.170 | 10 - | 1:02.144        | + 0.943    | 10:53:22.838        |
| 2 -       | 1:06.404                              | + 5.203    | 10:43:28.574 | 11 - | 1:02.065        | + 0.864    | 10:54:24.903        |
| 3 -       | 1:04.755                              | + 3.554    | 10:44:33.329 | 12 - | 1:02.805        | + 1.604    | 10:55:27.708        |
| 4 -       | 1:04.301                              | + 3.100    | 10:45:37.630 | 13 - | 1:02.613        | + 1.412    | 10:56:30.321        |
| 5 -       | 2:25.838 P                            | + 1:24.637 | 10:48:03.468 | 14 - | 1:02.854        | + 1.653    | 10:57:33.175        |
| 6 -       | 1:08.201                              | + 7.000    | 10:49:11.669 | 15 - | 1:01.500        | + 0.299    | 10:58:34.675        |
| 7 -       | 1:02.897                              | + 1.696    | 10:50:14.566 | 16 - | 1:01.302        | + 0.101    | 10:59:35.977        |
| 8 -       | 1:03.457                              | + 2.256    | 10:51:18.023 | 17 - | <b>1:01.201</b> |            | <b>11:00:37.178</b> |
| 9 -       | 1:02.671                              | + 1.470    | 10:52:20.694 |      |                 |            |                     |
| <b>40</b> | <b>Chris OAKMAN</b> A Mini Cooper JCW |            |              |      |                 |            |                     |
| 1 -       | 1:13.603                              | + 17.685   | 10:41:32.812 | 11 - | 56.289          | + 0.371    | 10:51:19.142        |
| 2 -       | 1:04.706                              | + 8.788    | 10:42:37.518 | 12 - | 57.913          | + 1.995    | 10:52:17.055        |
| 3 -       | 59.077                                | + 3.159    | 10:43:36.595 | 13 - | 56.667          | + 0.749    | 10:53:13.722        |
| 4 -       | 58.208                                | + 2.290    | 10:44:34.803 | 14 - | 57.150          | + 1.232    | 10:54:10.872        |
| 5 -       | 59.674                                | + 3.756    | 10:45:34.477 | 15 - | 56.719          | + 0.801    | 10:55:07.591        |
| 6 -       | 57.409                                | + 1.491    | 10:46:31.886 | 16 - | 1:00.254        | + 4.336    | 10:56:07.845        |
| 7 -       | 56.982                                | + 1.064    | 10:47:28.868 | 17 - | 1:04.948        | + 9.030    | 10:57:12.793        |
| 8 -       | 57.604                                | + 1.686    | 10:48:26.472 | 18 - | 58.212          | + 2.294    | 10:58:11.005        |
| 9 -       | 57.648                                | + 1.730    | 10:49:24.120 | 19 - | 56.680          | + 0.762    | 10:59:07.685        |
| 10 -      | 58.733                                | + 2.815    | 10:50:22.853 | 20 - | <b>55.918</b>   |            | <b>11:00:03.603</b> |
| <b>50</b> | <b>John GEORGE</b> B Seat Leon        |            |              |      |                 |            |                     |
| 1 -       | 1:16.432                              | + 18.169   | 10:41:31.276 | 9 -  | 58.405          | + 0.142    | 10:54:31.988        |
| 2 -       | 5:47.792 P                            | + 4:49.529 | 10:47:19.068 | 10 - | <b>58.263</b>   |            | <b>10:55:30.251</b> |
| 3 -       | 1:11.268                              | + 13.005   | 10:48:30.336 | 11 - | 59.188          | + 0.925    | 10:56:29.439        |
| 4 -       | 1:02.676                              | + 4.413    | 10:49:33.012 | 12 - | 1:01.515        | + 3.252    | 10:57:30.954        |
| 5 -       | 1:01.885                              | + 3.622    | 10:50:34.897 | 13 - | 1:00.586        | + 2.323    | 10:58:31.540        |
| 6 -       | 1:00.816                              | + 2.553    | 10:51:35.713 | 14 - | 59.472          | + 1.209    | 10:59:31.012        |
| 7 -       | 59.242                                | + 0.979    | 10:52:34.955 | 15 - | 58.442          | + 0.179    | 11:00:29.454        |
| 8 -       | 58.628                                | + 0.365    | 10:53:33.583 |      |                 |            |                     |
| <b>55</b> | <b>Mark WEIDNER</b> B Ford Fiesta     |            |              |      |                 |            |                     |
| 1 -       | 1:14.412                              | + 16.107   | 10:41:31.999 | 10 - | 59.982          | + 1.677    | 10:50:37.449        |
| 2 -       | 1:03.018                              | + 4.713    | 10:42:35.017 | 11 - | 59.951          | + 1.646    | 10:51:37.400        |
| 3 -       | 1:01.851                              | + 3.546    | 10:43:36.868 | 12 - | 58.521          | + 0.216    | 10:52:35.921        |
| 4 -       | 59.836                                | + 1.531    | 10:44:36.704 | 13 - | 59.432          | + 1.127    | 10:53:35.353        |
| 5 -       | 1:00.925                              | + 2.620    | 10:45:37.629 | 14 - | 58.685          | + 0.380    | 10:54:34.038        |
| 6 -       | 59.275                                | + 0.970    | 10:46:36.904 | 15 - | <b>58.305</b>   |            | <b>10:55:32.343</b> |
| 7 -       | 1:01.744                              | + 3.439    | 10:47:38.648 | 16 - | 58.868          | + 0.563    | 10:56:31.211        |
| 8 -       | 59.560                                | + 1.255    | 10:48:38.208 | 17 - | 58.865          | + 0.560    | 10:57:30.076        |
| 9 -       | 59.259                                | + 0.954    | 10:49:37.467 | 18 - | 58.970          | + 0.665    | 10:58:29.046        |
| <b>63</b> | <b>Dan MALONE</b> C Peugeot 106 GTi   |            |              |      |                 |            |                     |
| 1 -       | 1:22.053                              | + 19.437   | 10:41:14.949 | 7 -  | 1:03.378        | + 0.762    | 10:48:56.748        |
| 2 -       | 1:08.011                              | + 5.395    | 10:42:22.960 | 8 -  | 1:04.388        | + 1.772    | 10:50:01.136        |
| 3 -       | 1:06.997                              | + 4.381    | 10:43:29.957 | 9 -  | 1:03.167        | + 0.551    | 10:51:04.303        |
| 4 -       | 1:12.733                              | + 10.117   | 10:44:42.690 | 10 - | <b>1:02.616</b> |            | <b>10:52:06.919</b> |
| 5 -       | 1:59.778 P                            | + 57.162   | 10:46:42.468 | 11 - | 7:19.462 P      | + 6:16.846 | 10:59:26.381        |
| 6 -       | 1:10.902                              | + 8.286    | 10:47:53.370 |      |                 |            |                     |

Brands Hatch Indy  
Circuit Length = 1.1986 miles  
Start: 10:39 End: 11:00

Weather / Track : Cloudy / Drying

# Dunlop Sport Maxx Production Cup

## RACE 4 - GRID

|  |                             |                               |
|--|-----------------------------|-------------------------------|
| ROW 9  | 1:01.201<br>34 Kevin GEORGE | 1:02.616<br>63 Dan MALONE     |
| ROW 8  | 58.617<br>6 Liam HAMILTON   | 59.652<br>30 Matt PIKE        |
| ROW 7  | 58.305<br>55 Mark WEIDNER   | 58.583<br>32 Ray GRIMES       |
| ROW 6  | 57.432<br>33 Abbie EATON    | 58.263<br>50 John GEORGE      |
| ROW 5  | 56.251<br>3 Mick WEIDNER    | 56.295<br>10 James CORTE      |
| ROW 4  | 55.918<br>40 Chris OAKMAN   | 56.178<br>2 Richard ABRA      |
| ROW 3  | 55.188<br>9 John ALLISON    | 55.759<br>14 Adrian CHURCHILL |
| ROW 2  | 55.058<br>8 Martin WALLBANK | 55.098<br>1 Leyton CLARKE     |
| ROW 1  | 54.897<br>21 Stuart CLARKE  | 54.903<br>22 Simon SHAW       |
| <b>Pole</b>  |                             |                               |
|  |                             |                               |

Brands Hatch Indy  
Circuit Length = 1.1986 miles

**These results are provisional until the conclusion of any judicial and technical matters.**

Clerk of Course :

Timekeeper :

# Dunlop Sport Maxx Production Cup

## RACE 4 - CLASSIFICATION - AMENDED

| POS | NO | CL | NAME             | ENTRY                           | LAPS | TIME      | GAP    | DIFF   | MPH   | BEST     | ON |
|-----|----|----|------------------|---------------------------------|------|-----------|--------|--------|-------|----------|----|
| 1   | 22 | A  | Simon SHAW       | Seat Leon Cupra                 | 22   | 20:33.030 |        |        | 76.99 | 55.160   | 3  |
| 2   | 1  | A  | Leyton CLARKE    | Vauxhall Astra VXR              | 22   | 20:37.319 | 4.289  | 4.289  | 76.72 | 55.011   | 4  |
| 3   | 14 | A  | Adrian CHURCHILL | Vauxhall Astra VXR              | 22   | 20:44.862 | 11.832 | 7.543  | 76.25 | 55.361   | 2  |
| 4   | 8  | A  | Martin WALLBANK  | Vauxhall Astra VXR              | 22   | 20:50.452 | 17.422 | 5.590  | 75.91 | 55.267   | 3  |
| 5   | 40 | A  | Chris OAKMAN     | Mini Cooper JCW                 | 22   | 20:53.374 | 20.344 | 2.922  | 75.74 | 56.184   | 5  |
| 6   | 9  | A  | John ALLISON     | Vauxhall Astra VXR              | 22   | 20:55.576 | 22.546 | 2.202  | 75.60 | 55.316   | 4  |
| 7   | 21 | A  | Stuart CLARKE    | Vauxhall Astra VXR              | 22   | 20:58.519 | 25.489 | 2.943  | 75.43 | 55.021   | 2  |
| 8   | 3  | A  | Mick WEIDNER     | Ford Focus ST                   | 22   | 21:01.947 | 28.917 | 3.428  | 75.22 | 55.943   | 2  |
| 9   | 10 | A  | James CORTE      | Vauxhall Astra VXR              | 22   | 21:06.199 | 33.169 | 4.252  | 74.97 | 56.577   | 2  |
| 10  | 2  | A  | Richard ABRA     | Renault Renaultsport Megane R26 | 22   | 21:10.228 | 37.198 | 4.029  | 74.73 | 56.449   | 10 |
| 11  | 33 | B  | Abbie EATON      | Vauxhall Corsa                  | 22   | 21:24.666 | 51.636 | 14.438 | 73.89 | 57.457   | 16 |
| 12  | 50 | B  | John GEORGE      | Seat Leon                       | 22   | 21:32.758 | 59.728 | 8.092  | 73.43 | 57.797   | 6  |
| 13  | 32 | B  | Ray GRIMES       | Renault Clio Sport 172          | 21   | 20:46.109 | 1 lap  | 1 lap  | 72.71 | 58.409   | 5  |
| 14  | 6  | A  | Liam HAMILTON    | BMW 330D                        | 21   | 20:47.627 | 1 lap  | 1.518  | 72.63 | 58.105   | 2  |
| 15  | 55 | B  | Mark WEIDNER     | Ford Fiesta                     | 21   | 20:52.147 | 1 lap  | 4.520  | 72.36 | 58.050   | 3  |
| 16  | 30 | I  | Matt PIKE        | Mini Cooper s                   | 21   | 20:52.345 | 1 lap  | 0.198  | 72.35 | 58.191   | 5  |
| 17  | 34 | B  | Kevin GEORGE     | BMW 120D                        | 21   | 21:34.807 | 1 lap  | 42.462 | 69.98 | 1:00.482 | 20 |
| 18  | 63 | C  | Dan MALONE       | Peugeot 106 GTi                 | 20   | 20:54.164 | 2 laps | 1 lap  | 68.81 | 1:00.652 | 3  |

### FASTEST LAP

|    |   |               |                    |    |          |           |            |
|----|---|---------------|--------------------|----|----------|-----------|------------|
| 1  | A | Leyton CLARKE | Vauxhall Astra VXR | 4  | 55.011   | 78.43 mph | 126.23 kph |
| 33 | B | Abbie EATON   | Vauxhall Corsa     | 16 | 57.457   | 75.10 mph | 120.86 kph |
| 30 | I | Matt PIKE     | Mini Cooper s      | 5  | 58.191   | 74.15 mph | 119.33 kph |
| 63 | C | Dan MALONE    | Peugeot 106 GTi    | 3  | 1:00.652 | 71.14 mph | 114.49 kph |

Weather / Track : Bright / Dry

These results are provisional until the conclusion of any judicial and technical matters.

Brands Hatch Indy  
Circuit Length = 1.1986 miles  
Start: 15:29 End: 15:50

Clerk of Course :

Timekeeper :

# Dunlop Sport Maxx Production Cup

## RACE 4 - LAP CHART

| Lap 1 |        |          | Lap 2 |        |          | Lap 3 |        |          | Lap 4 |        |          | Lap 5 |        |          |
|-------|--------|----------|-------|--------|----------|-------|--------|----------|-------|--------|----------|-------|--------|----------|
| No    | Behind | Laptime  | No    | Behind | Laptime  | No    | Behind | Laptime  | No    | Behind | Laptime  | No    | Behind | Laptime  |
| 8     |        | 1:01.575 | 8     |        | 55.345   | 8     |        | 55.267   | 8     |        | 55.342   | 8     |        | 55.326   |
| 22    | 0.429  | 1:02.004 | 22    | 0.430  | 55.346   | 22    | 0.323  | 55.160   | 22    | 0.313  | 55.332   | 22    | 0.193  | 55.206   |
| 1     | 1.599  | 1:03.174 | 1     | 1.279  | 55.025   | 1     | 1.100  | 55.088   | 1     | 0.769  | 55.011   | 1     | 0.672  | 55.229   |
| 14    | 2.222  | 1:03.797 | 14    | 2.238  | 55.361   | 14    | 2.521  | 55.550   | 14    | 2.817  | 55.638   | 14    | 3.341  | 55.850   |
| 3     | 2.952  | 1:04.527 | 3     | 3.550  | 55.943   | 3     | 5.006  | 56.723   | 3     | 6.497  | 56.833   | 3     | 7.693  | 56.522   |
| 21    | 4.085  | 1:05.660 | 21    | 3.761  | 55.021   | 21    | 5.022  | 56.528   | 40    | 7.477  | 56.593   | 40    | 8.335  | 56.184   |
| 40    | 4.235  | 1:05.810 | 40    | 5.256  | 56.366   | 40    | 6.226  | 56.237   | 21    | 9.215  | 59.535   | 10    | 10.927 | 57.034   |
| 10    | 5.209  | 1:06.784 | 10    | 6.441  | 56.577   | 10    | 7.796  | 56.622   | 10    | 9.219  | 56.765   | 21    | 14.714 | 1:00.825 |
| 33    | 5.898  | 1:07.473 | 33    | 8.261  | 57.708   | 33    | 10.553 | 57.559   | 33    | 13.143 | 57.932   | 2     | 15.231 | 57.357   |
| 32    | 6.604  | 1:08.179 | 32    | 9.797  | 58.538   | 2     | 11.961 | 57.311   | 2     | 13.200 | 56.581   | 9     | 15.811 | 56.725   |
| 50    | 6.731  | 1:08.306 | 2     | 9.917  | 57.475   | 50    | 14.058 | 59.171   | 9     | 14.412 | 55.316   | 33    | 17.165 | 59.348   |
| 2     | 7.787  | 1:09.362 | 50    | 10.154 | 58.768   | 32    | 14.257 | 59.727   | 50    | 16.726 | 58.010   | 50    | 19.427 | 58.027   |
| 55    | 9.198  | 1:10.773 | 55    | 11.954 | 58.101   | 9     | 14.438 | 55.905   | 32    | 17.860 | 58.945   | 32    | 20.943 | 58.409   |
| 6     | 9.450  | 1:11.025 | 6     | 12.210 | 58.105   | 55    | 14.737 | 58.050   | 55    | 19.125 | 59.730   | 6     | 22.598 | 58.783   |
| 30    | 9.787  | 1:11.362 | 30    | 13.441 | 58.999   | 6     | 15.072 | 58.129   | 6     | 19.141 | 59.411   | 55    | 23.578 | 59.779   |
| 34    | 11.778 | 1:13.353 | 9     | 13.800 | 55.579   | 30    | 17.350 | 59.176   | 30    | 21.169 | 59.161   | 30    | 24.034 | 58.191   |
| 63    | 11.783 | 1:13.358 | 63    | 18.044 | 1:01.606 | 63    | 23.429 | 1:00.652 | 63    | 29.126 | 1:01.039 | 63    | 34.680 | 1:00.880 |
| 9     | 13.566 | 1:15.141 | 34    | 18.295 | 1:01.862 | 34    | 24.291 | 1:01.263 | 34    | 29.888 | 1:00.939 | 34    | 35.872 | 1:01.310 |



# Dunlop Sport Maxx Production Cup

## RACE 4 - LAP CHART

| Lap 6 |        |          | Lap 7 |        |          | Lap 8 |        |          | Lap 9 |        |          | Lap 10 |        |          |
|-------|--------|----------|-------|--------|----------|-------|--------|----------|-------|--------|----------|--------|--------|----------|
| No    | Behind | Laptime  | No    | Behind | Laptime  | No    | Behind | Laptime  | No    | Behind | Laptime  | No     | Behind | Laptime  |
| 8     |        | 55.511   | 22    |        | 56.057   | 22    |        | 55.620   | 22    |        | 55.668   | 22     |        | 55.764   |
| 22    | 0.209  | 55.527   | 8     | 0.363  | 56.629   | 8     | 0.712  | 55.969   | 8     | 0.909  | 55.865   | 63     | 1 LAP  | 1:01.115 |
| 1     | 0.846  | 55.685   | 1     | 0.606  | 56.026   | 1     | 0.997  | 56.011   | 1     | 1.038  | 55.709   | 1      | 1.681  | 56.407   |
| 14    | 4.119  | 56.289   | 14    | 4.038  | 56.185   | 14    | 4.567  | 56.149   | 14    | 4.864  | 55.965   | 8      | 1.713  | 56.568   |
| 3     | 8.665  | 56.483   | 3     | 9.154  | 56.755   | 3     | 9.814  | 56.280   | 3     | 11.026 | 56.880   | 14     | 5.087  | 55.987   |
| 40    | 9.081  | 56.257   | 40    | 9.511  | 56.696   | 40    | 10.291 | 56.400   | 40    | 11.546 | 56.923   | 3      | 12.014 | 56.752   |
| 10    | 12.200 | 56.784   | 10    | 12.876 | 56.942   | 10    | 14.325 | 57.069   | 21    | 15.621 | 56.142   | 40     | 12.377 | 56.595   |
| 21    | 15.128 | 55.925   | 21    | 14.780 | 55.918   | 21    | 15.147 | 55.987   | 10    | 15.673 | 57.016   | 21     | 16.079 | 56.222   |
| 9     | 15.950 | 55.650   | 9     | 15.365 | 55.681   | 9     | 15.418 | 55.673   | 9     | 15.806 | 56.056   | 10     | 17.961 | 58.052   |
| 2     | 16.750 | 57.030   | 2     | 17.466 | 56.982   | 2     | 18.714 | 56.868   | 2     | 19.646 | 56.600   | 9      | 18.075 | 58.033   |
| 33    | 19.613 | 57.959   | 33    | 20.832 | 57.485   | 33    | 22.841 | 57.629   | 33    | 25.218 | 58.045   | 2      | 20.331 | 56.449   |
| 50    | 21.713 | 57.797   | 50    | 23.259 | 57.812   | 50    | 25.901 | 58.262   | 50    | 28.182 | 57.949   | 33     | 27.412 | 57.958   |
| 32    | 24.064 | 58.632   | 32    | 26.611 | 58.813   | 32    | 29.653 | 58.662   | 32    | 32.819 | 58.834   | 50     | 30.490 | 58.072   |
| 6     | 25.401 | 58.314   | 6     | 28.014 | 58.879   | 6     | 31.222 | 58.828   | 6     | 34.339 | 58.785   | 32     | 36.002 | 58.947   |
| 55    | 27.193 | 59.126   | 30    | 29.584 | 58.586   | 30    | 32.818 | 58.854   | 30    | 36.481 | 59.331   | 6      | 37.270 | 58.695   |
| 30    | 27.264 | 58.741   | 55    | 30.811 | 59.884   | 55    | 34.235 | 59.044   | 55    | 37.621 | 59.054   | 55     | 41.038 | 59.181   |
| 63    | 40.372 | 1:01.203 | 34    | 45.401 | 1:00.761 | 34    | 50.847 | 1:01.066 | 34    | 55.716 | 1:00.537 | 30     | 41.192 | 1:00.475 |
| 34    | 40.906 | 1:00.545 | 63    | 45.413 | 1:01.307 | 63    | 50.951 | 1:01.158 |       |        |          |        |        |          |

# Dunlop Sport Maxx Production Cup

## RACE 4 - LAP CHART

| Lap 11 |        |          | Lap 12 |        |          | Lap 13 |        |          | Lap 14 |        |          | Lap 15 |        |          |
|--------|--------|----------|--------|--------|----------|--------|--------|----------|--------|--------|----------|--------|--------|----------|
| No     | Behind | Laptime  | No     | Behind | Laptime  | No     | Behind | Laptime  | No     | Behind | Laptime  | No     | Behind | Laptime  |
| 22     |        | 55.975   | 22     |        | 55.869   | 22     |        | 55.537   | 22     |        | 55.710   | 22     |        | 55.816   |
| 1      | 1.911  | 56.205   | 1      | 1.587  | 55.545   | 1      | 1.896  | 55.846   | 1      | 2.213  | 56.027   | 1      | 2.619  | 56.222   |
| 8      | 2.738  | 57.000   | 8      | 3.050  | 56.181   | 8      | 3.926  | 56.413   | 8      | 4.896  | 56.680   | 8      | 5.800  | 56.720   |
| 14     | 5.061  | 55.949   | 14     | 5.216  | 56.024   | 14     | 5.881  | 56.202   | 14     | 6.391  | 56.220   | 14     | 6.888  | 56.313   |
| 34     | 1 LAP  | 1:01.574 | 34     | 1 LAP  | 1:00.898 | 40     | 14.588 | 56.352   | 40     | 15.721 | 56.843   | 40     | 16.305 | 56.400   |
| 63     | 1 LAP  | 1:03.052 | 63     | 1 LAP  | 1:00.752 | 34     | 1 LAP  | 1:00.912 | 3      | 18.345 | 57.325   | 3      | 19.471 | 56.942   |
| 3      | 13.026 | 56.987   | 40     | 13.773 | 56.507   | 3      | 16.730 | 57.211   | 21     | 18.771 | 57.073   | 21     | 19.829 | 56.874   |
| 40     | 13.135 | 56.733   | 3      | 15.056 | 57.899   | 21     | 17.408 | 56.072   | 9      | 20.755 | 55.962   | 9      | 21.056 | 56.117   |
| 21     | 16.471 | 56.367   | 21     | 16.873 | 56.271   | 63     | 1 LAP  | 1:03.131 | 34     | 1 LAP  | 1:01.798 | 10     | 23.964 | 56.710   |
| 10     | 18.618 | 56.632   | 10     | 19.702 | 56.953   | 9      | 20.503 | 56.112   | 10     | 23.070 | 57.032   | 2      | 25.032 | 56.615   |
| 9      | 18.749 | 56.649   | 9      | 19.928 | 57.048   | 10     | 21.748 | 57.583   | 2      | 24.233 | 56.935   | 34     | 1 LAP  | 1:01.247 |
| 2      | 21.353 | 56.997   | 2      | 21.962 | 56.478   | 2      | 23.008 | 56.583   | 63     | 1 LAP  | 1:03.035 | 63     | 1 LAP  | 1:01.098 |
| 33     | 29.175 | 57.738   | 33     | 31.226 | 57.920   | 33     | 33.399 | 57.710   | 33     | 35.343 | 57.654   | 33     | 37.206 | 57.679   |
| 50     | 32.605 | 58.090   | 50     | 34.837 | 58.101   | 50     | 37.321 | 58.021   | 50     | 39.826 | 58.215   | 50     | 42.180 | 58.170   |
| 32     | 38.884 | 58.857   | 32     | 42.012 | 58.997   | 32     | 45.035 | 58.560   | 32     | 48.383 | 59.058   | 32     | 51.466 | 58.899   |
| 6      | 39.889 | 58.594   | 6      | 42.856 | 58.836   | 6      | 45.870 | 58.551   | 6      | 48.695 | 58.535   | 6      | 51.756 | 58.877   |
| 55     | 44.045 | 58.982   | 55     | 46.919 | 58.743   | 55     | 50.082 | 58.700   | 55     | 53.344 | 58.972   |        |        |          |
| 30     | 44.402 | 59.185   | 30     | 47.799 | 59.266   | 30     | 51.219 | 58.957   | 30     | 54.414 | 58.905   |        |        |          |

# Dunlop Sport Maxx Production Cup


## RACE 4 - LAP CHART

| Lap 16 |        |          | Lap 17 |        |          | Lap 18 |        |          | Lap 19 |        |          | Lap 20 |        |          |
|--------|--------|----------|--------|--------|----------|--------|--------|----------|--------|--------|----------|--------|--------|----------|
| No     | Behind | Laptime  | No     | Behind | Laptime  | No     | Behind | Laptime  | No     | Behind | Laptime  | No     | Behind | Laptime  |
| 22     |        | 55.722   | 22     |        | 55.999   | 22     |        | 56.159   | 22     |        | 56.228   | 22     |        | 56.211   |
| 55     | 1 LAP  | 59.068   | 1      | 3.294  | 56.220   | 32     | 1 LAP  | 59.310   | 1      | 3.584  | 56.383   | 1      | 3.434  | 56.061   |
| 30     | 1 LAP  | 59.302   | 55     | 1 LAP  | 59.847   | 6      | 1 LAP  | 59.577   | 32     | 1 LAP  | 58.884   | 32     | 1 LAP  | 58.855   |
| 1      | 3.073  | 56.176   | 30     | 1 LAP  | 59.348   | 1      | 3.429  | 56.294   | 6      | 1 LAP  | 59.431   | 6      | 1 LAP  | 58.568   |
| 8      | 6.678  | 56.600   | 8      | 7.224  | 56.545   | 55     | 1 LAP  | 59.286   | 8      | 8.441  | 56.550   | 8      | 9.028  | 56.798   |
| 14     | 7.233  | 56.067   | 14     | 7.524  | 56.290   | 8      | 8.119  | 57.054   | 14     | 8.760  | 56.632   | 14     | 9.375  | 56.826   |
| 40     | 17.308 | 56.725   | 40     | 18.112 | 56.803   | 14     | 8.356  | 56.991   | 55     | 1 LAP  | 59.506   | 55     | 1 LAP  | 58.646   |
| 21     | 20.560 | 56.453   | 21     | 21.103 | 56.542   | 30     | 1 LAP  | 59.055   | 30     | 1 LAP  | 59.103   | 30     | 1 LAP  | 58.539   |
| 3      | 21.081 | 57.332   | 9      | 21.813 | 56.374   | 40     | 18.459 | 56.506   | 40     | 18.919 | 56.688   | 40     | 19.426 | 56.718   |
| 9      | 21.438 | 56.104   | 3      | 22.647 | 57.565   | 9      | 21.756 | 56.102   | 21     | 22.094 | 56.566   | 9      | 22.807 | 56.778   |
| 10     | 25.187 | 56.945   | 10     | 26.081 | 56.893   | 21     | 21.756 | 56.812   | 9      | 22.240 | 56.712   | 21     | 23.267 | 57.384   |
| 2      | 25.860 | 56.550   | 2      | 26.453 | 56.592   | 3      | 23.626 | 57.138   | 3      | 24.862 | 57.464   | 3      | 26.274 | 57.623   |
| 34     | 1 LAP  | 1:00.520 | 34     | 1 LAP  | 1:00.668 | 10     | 27.241 | 57.319   | 10     | 28.463 | 57.450   | 10     | 30.000 | 57.748   |
| 63     | 1 LAP  | 1:01.100 | 33     | 41.092 | 58.150   | 2      | 27.653 | 57.359   | 2      | 28.643 | 57.218   | 2      | 30.216 | 57.784   |
| 33     | 38.941 | 57.457   | 63     | 1 LAP  | 1:02.039 | 34     | 1 LAP  | 1:00.976 | 33     | 44.945 | 58.501   | 33     | 47.111 | 58.377   |
| 50     | 44.673 | 58.215   | 50     | 47.112 | 58.438   | 33     | 42.672 | 57.739   | 34     | 1 LAP  | 1:01.638 | 34     | 1 LAP  | 1:00.568 |
| 32     | 54.746 | 59.002   |        |        |          | 50     | 49.221 | 58.268   | 50     | 51.161 | 58.168   | 50     | 53.305 | 58.355   |
| 6      | 55.040 | 59.006   |        |        |          | 63     | 1 LAP  | 1:01.477 | 63     | 1 LAP  | 1:01.881 |        |        |          |

**Dunlop Sport Maxx Production Cup**  
**RACE 4 - LAP CHART**

| Lap 21 |        |          | Lap 22 |        |          |
|--------|--------|----------|--------|--------|----------|
| No     | Behind | Laptime  | No     | Behind | Laptime  |
| 22     |        | 56.033   | 22     |        | 56.087   |
| 1      | 4.070  | 56.669   | 1      | 4.289  | 56.306   |
| 63     | 2 LAPS | 1:03.759 | 14     | 11.832 | 57.620   |
| 8      | 10.027 | 57.032   | 32     | 1 LAP  | 58.948   |
| 32     | 1 LAP  | 59.053   | 6      | 1 LAP  | 59.035   |
| 14     | 10.299 | 56.957   | 8      | 17.422 | 1:03.482 |
| 6      | 1 LAP  | 59.663   | 55     | 1 LAP  | 58.680   |
| 55     | 1 LAP  | 58.995   | 30     | 1 LAP  | 58.672   |
| 30     | 1 LAP  | 59.137   | 40     | 20.344 | 56.544   |
| 40     | 19.887 | 56.494   | 63     | 2 LAPS | 1:10.522 |
| 9      | 22.673 | 55.899   | 9      | 22.546 | 55.960   |
| 21     | 23.923 | 56.689   | 21     | 25.489 | 57.653   |
| 3      | 27.548 | 57.307   | 3      | 28.917 | 57.456   |
| 10     | 31.085 | 57.118   | 10     | 33.169 | 58.171   |
| 2      | 31.445 | 57.262   | 2      | 37.198 | 1:01.840 |
| 33     | 49.332 | 58.254   | 33     | 51.636 | 58.391   |
| 50     | 55.473 | 58.201   | 50     | 59.728 | 1:00.342 |
| 34     | 1 LAP  | 1:00.482 | 34     | 1 LAP  | 1:01.890 |

**Dunlop Sport Maxx Production Cup**  
**RACE 9 - GRID - AMENDED**

|  |                     |                   |
|--|---------------------|-------------------|
| ROW 9  | 34 Kevin GEORGE     | 63 Dan MALONE     |
| ROW 8  | 55 Mark WEIDNER     | 30 Matt PIKE      |
| ROW 7  | 32 Ray GRIMES       | 6 Liam HAMILTON   |
| ROW 6  | 33 Abbie EATON      | 50 John GEORGE    |
| ROW 5  | 10 James CORTE      | 2 Richard ABRA    |
| ROW 4  | 21 Stuart CLARKE    | 3 Mick WEIDNER    |
| ROW 3  | 40 Chris OAKMAN     | 9 John ALLISON    |
| ROW 2  | 14 Adrian CHURCHILL | 8 Martin WALLBANK |
| ROW 1  | 22 Simon SHAW       | 1 Leyton CLARKE   |
| <b>Pole</b>  |                     |                   |
|  |                     |                   |

Brands Hatch Indy  
 Circuit Length = 1.1986 miles

**These results are provisional until the conclusion of any judicial and technical matters.**

|                   |  |              |
|-------------------|--|--------------|
| Clerk of Course : |  | Timekeeper : |
|                   |  |              |

# Dunlop Sport Maxx Production Cup

## RACE 9 - CLASSIFICATION

| POS | NO | CL | NAME             | ENTRY                           | LAPS | TIME      | GAP    | DIFF   | MPH   | BEST     | ON |
|-----|----|----|------------------|---------------------------------|------|-----------|--------|--------|-------|----------|----|
| 1   | 22 | A  | Simon SHAW       | Seat Leon Cupra                 | 21   | 20:44.914 |        |        | 72.78 | 55.398   | 6  |
| 2   | 8  | A  | Martin WALLBANK  | Vauxhall Astra VXR              | 21   | 20:47.531 | 2.617  | 2.617  | 72.63 | 55.682   | 7  |
| 3   | 1  | A  | Leyton CLARKE    | Vauxhall Astra VXR              | 21   | 20:47.775 | 2.861  | 0.244  | 72.62 | 55.667   | 6  |
| 4   | 14 | A  | Adrian CHURCHILL | Vauxhall Astra VXR              | 21   | 20:48.691 | 3.777  | 0.916  | 72.56 | 55.644   | 6  |
| 5   | 9  | A  | John ALLISON     | Vauxhall Astra VXR              | 21   | 20:48.975 | 4.061  | 0.284  | 72.55 | 55.566   | 3  |
| 6   | 21 | A  | Stuart CLARKE    | Vauxhall Astra VXR              | 21   | 20:50.373 | 5.459  | 1.398  | 72.47 | 55.615   | 3  |
| 7   | 40 | A  | Chris OAKMAN     | Mini Cooper JCW                 | 21   | 20:54.553 | 9.639  | 4.180  | 72.22 | 55.851   | 6  |
| 8   | 10 | A  | James CORTE      | Vauxhall Astra VXR              | 21   | 21:05.370 | 20.456 | 10.817 | 71.61 | 56.312   | 3  |
| 9   | 3  | A  | Mick WEIDNER     | Ford Focus ST                   | 21   | 21:11.184 | 26.270 | 5.814  | 71.28 | 56.495   | 10 |
| 10  | 2  | A  | Richard ABRA     | Renault Renaultsport Megane R26 | 21   | 21:13.374 | 28.460 | 2.190  | 71.16 | 56.479   | 9  |
| 11  | 6  | A  | Liam HAMILTON    | BMW 330D                        | 21   | 21:28.602 | 43.688 | 15.228 | 70.32 | 57.884   | 20 |
| 12  | 50 | B  | John GEORGE      | Seat Leon                       | 21   | 21:33.712 | 48.798 | 5.110  | 70.04 | 57.949   | 6  |
| 13  | 30 | I  | Matt PIKE        | Mini Cooper s                   | 21   | 21:37.437 | 52.523 | 3.725  | 69.84 | 58.167   | 16 |
| 14  | 32 | B  | Ray GRIMES       | Renault Clio Sport 172          | 20   | 20:46.954 | 1 lap  | 1 lap  | 69.20 | 58.369   | 13 |
| 15  | 55 | B  | Mark WEIDNER     | Ford Fiesta                     | 20   | 20:47.527 | 1 lap  | 0.573  | 69.17 | 58.657   | 20 |
| 16  | 63 | C  | Dan MALONE       | Peugeot 106 GTi                 | 20   | 21:13.186 | 1 lap  | 25.659 | 67.78 | 1:00.234 | 17 |
| 17  | 34 | B  | Kevin GEORGE     | BMW 120D                        | 20   | 21:32.411 | 1 lap  | 19.225 | 66.77 | 1:00.903 | 6  |

### NOT CLASSIFIED

|     |    |   |             |                |   |          |         |         |       |        |   |
|-----|----|---|-------------|----------------|---|----------|---------|---------|-------|--------|---|
| DNF | 33 | B | Abbie EATON | Vauxhall Corsa | 2 | 2:06.857 | 19 laps | 18 laps | 68.03 | 58.346 | 2 |
|-----|----|---|-------------|----------------|---|----------|---------|---------|-------|--------|---|

### FASTEST LAP

|    |   |             |                 |    |          |           |            |
|----|---|-------------|-----------------|----|----------|-----------|------------|
| 22 | A | Simon SHAW  | Seat Leon Cupra | 6  | 55.398   | 77.89 mph | 125.35 kph |
| 50 | B | John GEORGE | Seat Leon       | 6  | 57.949   | 74.46 mph | 119.83 kph |
| 30 | I | Matt PIKE   | Mini Cooper s   | 16 | 58.167   | 74.18 mph | 119.38 kph |
| 63 | C | Dan MALONE  | Peugeot 106 GTi | 17 | 1:00.234 | 71.63 mph | 115.29 kph |

Weather / Track : Bright / Dry

These results are provisional until the conclusion of any judicial and technical matters.

Brands Hatch Indy  
Circuit Length = 1.1986 miles  
Start: 11:49 End: 12:11

|                   |              |
|-------------------|--------------|
| Clerk of Course : | Timekeeper : |
|-------------------|--------------|

# Dunlop Sport Maxx Production Cup

## RACE 9 - LAP CHART

| Lap 1 |        |          | Lap 2 |        |          | Lap 3 |        |          | Lap 4 |        |          | Lap 5 |        |          |
|-------|--------|----------|-------|--------|----------|-------|--------|----------|-------|--------|----------|-------|--------|----------|
| No    | Behind | Laptime  | No    | Behind | Laptime  | No    | Behind | Laptime  | No    | Behind | Laptime  | No    | Behind | Laptime  |
| 22    |        | 1:02.218 | 22    |        | 55.432   | 22    |        | 55.600   | 22    |        | 1:28.654 | 22    |        | 1:27.766 |
| 8     | 0.727  | 1:02.945 | 8     | 0.993  | 55.698   | 8     | 1.431  | 56.038   | 8     | 0.853  | 1:28.076 | 8     | 0.708  | 1:27.621 |
| 1     | 1.200  | 1:03.418 | 1     | 2.123  | 56.355   | 1     | 2.313  | 55.790   | 1     | 1.605  | 1:27.946 | 1     | 1.051  | 1:27.212 |
| 14    | 1.558  | 1:03.776 | 14    | 2.726  | 56.600   | 14    | 2.782  | 55.656   | 14    | 2.447  | 1:28.319 | 14    | 1.479  | 1:26.798 |
| 3     | 1.917  | 1:04.135 | 21    | 3.450  | 55.955   | 21    | 3.465  | 55.615   | 21    | 3.163  | 1:28.352 | 21    | 2.346  | 1:26.949 |
| 9     | 2.653  | 1:04.871 | 9     | 3.878  | 56.657   | 9     | 3.844  | 55.566   | 9     | 4.800  | 1:29.610 | 9     | 3.095  | 1:26.061 |
| 21    | 2.927  | 1:05.145 | 40    | 4.221  | 56.222   | 40    | 4.594  | 55.973   | 40    | 5.701  | 1:29.761 | 40    | 3.861  | 1:25.926 |
| 40    | 3.431  | 1:05.649 | 10    | 6.111  | 57.198   | 10    | 6.823  | 56.312   | 10    | 6.874  | 1:28.705 | 10    | 6.515  | 1:27.407 |
| 10    | 4.345  | 1:06.563 | 32    | 8.576  | 58.541   | 50    | 11.688 | 58.476   | 50    | 7.529  | 1:24.495 | 50    | 7.561  | 1:27.798 |
| 32    | 5.467  | 1:07.685 | 50    | 8.812  | 58.169   | 6     | 14.943 | 1:00.163 | 6     | 8.348  | 1:22.059 | 6     | 7.692  | 1:27.110 |
| 50    | 6.075  | 1:08.293 | 33    | 9.207  | 58.346   | 2     | 15.170 | 1:00.153 | 2     | 8.876  | 1:22.360 | 2     | 7.832  | 1:26.722 |
| 33    | 6.293  | 1:08.511 | 6     | 10.380 | 58.347   | 55    | 16.067 | 1:00.527 | 55    | 9.522  | 1:22.109 | 55    | 10.519 | 1:28.763 |
| 55    | 6.881  | 1:09.099 | 2     | 10.617 | 58.075   | 30    | 16.213 | 1:00.217 | 30    | 9.929  | 1:22.370 | 30    | 10.647 | 1:28.484 |
| 6     | 7.465  | 1:09.683 | 55    | 11.140 | 59.691   | 3     | 20.040 | 58.510   | 3     | 11.482 | 1:20.096 | 3     | 10.985 | 1:27.269 |
| 2     | 7.974  | 1:10.192 | 30    | 11.596 | 58.709   | 63    | 22.135 | 1:01.716 | 63    | 12.650 | 1:19.169 | 63    | 15.086 | 1:30.202 |
| 30    | 8.319  | 1:10.537 | 63    | 16.019 | 1:00.936 | 34    | 23.006 | 1:01.850 | 34    | 13.895 | 1:19.543 | 32    | 16.282 | 1:29.185 |
| 63    | 10.515 | 1:12.733 | 34    | 16.756 | 1:01.199 | 32    | 28.353 | 1:15.377 | 32    | 14.863 | 1:15.164 | 34    | 16.905 | 1:30.776 |
| 34    | 10.989 | 1:13.207 | 3     | 17.130 | 1:10.645 |       |        |          |       |        |          |       |        |          |

# Dunlop Sport Maxx Production Cup

## RACE 9 - LAP CHART

| Lap 6 |        |          | Lap 7 |        |          | Lap 8 |        |          | Lap 9 |        |          | Lap 10 |        |          |
|-------|--------|----------|-------|--------|----------|-------|--------|----------|-------|--------|----------|--------|--------|----------|
| No    | Behind | Laptime  | No    | Behind | Laptime  | No    | Behind | Laptime  | No    | Behind | Laptime  | No     | Behind | Laptime  |
| 22    |        | 55.398   | 22    |        | 55.607   | 22    |        | 55.596   | 22    |        | 55.927   | 22     |        | 55.966   |
| 8     | 1.039  | 55.729   | 8     | 1.114  | 55.682   | 8     | 1.470  | 55.952   | 8     | 1.423  | 55.880   | 8      | 1.178  | 55.721   |
| 1     | 1.320  | 55.667   | 1     | 1.525  | 55.812   | 1     | 2.078  | 56.149   | 1     | 2.058  | 55.907   | 1      | 1.928  | 55.836   |
| 14    | 1.725  | 55.644   | 14    | 1.920  | 55.802   | 14    | 2.333  | 56.009   | 14    | 2.335  | 55.929   | 14     | 2.427  | 56.058   |
| 21    | 2.616  | 55.668   | 21    | 2.973  | 55.964   | 21    | 3.182  | 55.805   | 21    | 3.193  | 55.938   | 9      | 3.331  | 55.773   |
| 9     | 3.324  | 55.627   | 9     | 3.291  | 55.574   | 9     | 3.607  | 55.912   | 9     | 3.524  | 55.844   | 21     | 3.932  | 56.705   |
| 40    | 4.314  | 55.851   | 40    | 4.632  | 55.925   | 40    | 4.934  | 55.898   | 40    | 5.200  | 56.193   | 40     | 5.366  | 56.132   |
| 10    | 7.638  | 56.521   | 10    | 8.718  | 56.687   | 10    | 9.786  | 56.664   | 10    | 10.685 | 56.826   | 10     | 11.650 | 56.931   |
| 50    | 10.112 | 57.949   | 6     | 13.406 | 58.642   | 2     | 16.751 | 58.709   | 2     | 17.303 | 56.479   | 2      | 18.058 | 56.721   |
| 2     | 10.361 | 57.927   | 2     | 13.638 | 58.884   | 3     | 16.912 | 57.955   | 3     | 17.690 | 56.705   | 3      | 18.219 | 56.495   |
| 6     | 10.371 | 58.077   | 50    | 13.655 | 59.150   | 6     | 16.959 | 59.149   | 6     | 19.450 | 58.418   | 6      | 21.856 | 58.372   |
| 3     | 13.599 | 58.012   | 3     | 14.553 | 56.561   | 50    | 17.905 | 59.846   | 50    | 20.038 | 58.060   | 50     | 22.201 | 58.129   |
| 55    | 14.485 | 59.364   | 30    | 17.505 | 58.218   | 30    | 20.418 | 58.509   | 30    | 23.335 | 58.844   | 30     | 26.085 | 58.716   |
| 30    | 14.894 | 59.645   | 55    | 18.568 | 59.690   | 55    | 23.014 | 1:00.042 | 55    | 26.547 | 59.460   | 55     | 29.486 | 58.905   |
| 32    | 19.920 | 59.036   | 32    | 23.225 | 58.912   | 32    | 26.286 | 58.657   | 32    | 28.882 | 58.523   | 32     | 31.601 | 58.685   |
| 63    | 20.022 | 1:00.334 | 63    | 24.916 | 1:00.501 | 63    | 29.627 | 1:00.307 | 63    | 34.319 | 1:00.619 | 63     | 38.744 | 1:00.391 |
| 34    | 22.410 | 1:00.903 | 34    | 28.014 | 1:01.211 | 34    | 33.553 | 1:01.135 | 34    | 38.873 | 1:01.247 | 34     | 44.231 | 1:01.324 |



# Dunlop Sport Maxx Production Cup

## RACE 9 - LAP CHART

| Lap 11 |        |          | Lap 12 |        |          | Lap 13 |        |          | Lap 14 |        |          | Lap 15 |        |          |
|--------|--------|----------|--------|--------|----------|--------|--------|----------|--------|--------|----------|--------|--------|----------|
| No     | Behind | Laptime  | No     | Behind | Laptime  | No     | Behind | Laptime  | No     | Behind | Laptime  | No     | Behind | Laptime  |
| 22     |        | 56.034   | 22     |        | 55.644   | 22     |        | 55.780   | 22     |        | 56.213   | 22     |        | 56.020   |
| 8      | 1.001  | 55.857   | 8      | 1.172  | 55.815   | 8      | 1.474  | 56.082   | 8      | 1.547  | 56.286   | 63     | 1 LAP  | 1:00.643 |
| 1      | 1.729  | 55.835   | 1      | 2.088  | 56.003   | 1      | 2.410  | 56.102   | 1      | 2.343  | 56.146   | 8      | 1.729  | 56.202   |
| 14     | 2.341  | 55.948   | 14     | 2.728  | 56.031   | 14     | 3.061  | 56.113   | 14     | 3.612  | 56.764   | 1      | 2.525  | 56.202   |
| 9      | 2.883  | 55.586   | 9      | 2.990  | 55.751   | 9      | 3.294  | 56.084   | 9      | 4.213  | 57.132   | 14     | 3.868  | 56.276   |
| 21     | 3.967  | 56.069   | 21     | 4.521  | 56.198   | 21     | 4.840  | 56.099   | 21     | 4.898  | 56.271   | 9      | 4.074  | 55.881   |
| 40     | 5.875  | 56.543   | 40     | 6.538  | 56.307   | 40     | 7.257  | 56.499   | 40     | 7.199  | 56.155   | 21     | 4.877  | 55.999   |
| 10     | 12.223 | 56.607   | 10     | 13.315 | 56.736   | 10     | 14.720 | 57.185   | 34     | 1 LAP  | 1:05.459 | 40     | 7.481  | 56.302   |
| 3      | 18.958 | 56.773   | 3      | 19.886 | 56.572   | 3      | 20.773 | 56.667   | 10     | 15.213 | 56.706   | 34     | 1 LAP  | 1:01.304 |
| 2      | 19.391 | 57.367   | 2      | 20.509 | 56.762   | 2      | 21.731 | 57.002   | 3      | 21.205 | 56.645   | 10     | 16.089 | 56.896   |
| 6      | 24.304 | 58.482   | 6      | 26.592 | 57.932   | 6      | 28.930 | 58.118   | 2      | 22.578 | 57.060   | 3      | 22.002 | 56.817   |
| 50     | 24.987 | 58.820   | 50     | 27.847 | 58.504   | 50     | 30.105 | 58.038   | 6      | 30.604 | 57.887   | 2      | 23.813 | 57.255   |
| 30     | 28.293 | 58.242   | 30     | 31.247 | 58.598   | 30     | 33.704 | 58.237   | 50     | 32.208 | 58.316   | 6      | 32.628 | 58.044   |
| 55     | 32.268 | 58.816   | 55     | 35.531 | 58.907   | 55     | 38.848 | 59.097   | 30     | 36.170 | 58.679   | 50     | 34.343 | 58.155   |
| 32     | 34.013 | 58.446   | 32     | 36.797 | 58.428   | 32     | 39.386 | 58.369   | 55     | 41.446 | 58.811   | 30     | 38.459 | 58.309   |
| 63     | 43.393 | 1:00.683 | 63     | 48.218 | 1:00.469 | 63     | 52.815 | 1:00.377 | 32     | 41.646 | 58.473   | 32     | 44.486 | 58.860   |
| 34     | 49.416 | 1:01.219 | 34     | 55.016 | 1:01.244 |        |        |          |        |        |          | 55     | 44.491 | 59.065   |

# Dunlop Sport Maxx Production Cup

## RACE 9 - LAP CHART

| Lap 16 |        |          | Lap 17 |        |          | Lap 18 |        |          | Lap 19 |        |          | Lap 20 |        |          |
|--------|--------|----------|--------|--------|----------|--------|--------|----------|--------|--------|----------|--------|--------|----------|
| No     | Behind | Laptime  | No     | Behind | Laptime  | No     | Behind | Laptime  | No     | Behind | Laptime  | No     | Behind | Laptime  |
| 22     |        | 56.240   | 22     |        | 56.162   | 22     |        | 56.452   | 22     |        | 56.163   | 22     |        | 55.749   |
| 8      | 1.939  | 56.450   | 8      | 1.853  | 56.076   | 8      | 1.571  | 56.170   | 8      | 2.168  | 56.760   | 55     | 1 LAP  | 59.123   |
| 1      | 2.423  | 56.138   | 1      | 2.179  | 55.918   | 1      | 1.797  | 56.070   | 1      | 2.744  | 57.110   | 8      | 2.514  | 56.095   |
| 14     | 3.834  | 56.206   | 14     | 3.588  | 55.916   | 14     | 3.311  | 56.175   | 14     | 3.441  | 56.293   | 1      | 2.970  | 55.975   |
| 9      | 4.098  | 56.264   | 9      | 3.879  | 55.943   | 9      | 3.629  | 56.202   | 9      | 3.649  | 56.183   | 14     | 3.732  | 56.040   |
| 21     | 4.923  | 56.286   | 21     | 5.070  | 56.309   | 21     | 5.163  | 56.545   | 21     | 5.648  | 56.648   | 9      | 4.027  | 56.127   |
| 63     | 1 LAP  | 1:01.535 | 40     | 7.501  | 55.992   | 40     | 7.840  | 56.791   | 40     | 8.118  | 56.441   | 21     | 5.864  | 55.965   |
| 40     | 7.671  | 56.430   | 63     | 1 LAP  | 1:00.480 | 63     | 1 LAP  | 1:00.234 | 10     | 18.941 | 56.810   | 40     | 9.239  | 56.870   |
| 10     | 16.900 | 57.051   | 10     | 17.379 | 56.641   | 10     | 18.294 | 57.367   | 63     | 1 LAP  | 1:00.633 | 10     | 19.830 | 56.638   |
| 34     | 1 LAP  | 1:01.402 | 3      | 23.142 | 56.833   | 3      | 23.368 | 56.678   | 3      | 24.252 | 57.047   | 63     | 1 LAP  | 1:00.389 |
| 3      | 22.471 | 56.709   | 34     | 1 LAP  | 1:01.286 | 2      | 25.787 | 56.881   | 2      | 26.615 | 56.991   | 3      | 25.394 | 56.891   |
| 2      | 24.715 | 57.142   | 2      | 25.358 | 56.805   | 34     | 1 LAP  | 1:02.101 | 34     | 1 LAP  | 1:01.598 | 2      | 27.855 | 56.989   |
| 6      | 34.355 | 57.967   | 6      | 36.159 | 57.966   | 6      | 37.875 | 58.168   | 6      | 39.644 | 57.932   | 34     | 1 LAP  | 1:01.622 |
| 50     | 36.423 | 58.320   | 50     | 38.905 | 58.644   | 50     | 41.023 | 58.570   | 50     | 43.569 | 58.709   | 6      | 41.779 | 57.884   |
| 30     | 40.386 | 58.167   | 30     | 42.585 | 58.361   | 30     | 44.833 | 58.700   | 30     | 47.329 | 58.659   | 50     | 46.526 | 58.706   |
| 32     | 47.609 | 59.363   | 32     | 50.067 | 58.620   | 32     | 52.354 | 58.739   | 32     | 54.686 | 58.495   | 30     | 50.111 | 58.531   |
| 55     | 48.140 | 59.889   | 55     | 50.749 | 58.771   | 55     | 53.038 | 58.741   |        |        |          |        |        |          |


# Dunlop Sport Maxx Production Cup

## RACE 9 - LAP CHART

| Lap 21 |        |          |
|--------|--------|----------|
| No     | Behind | Laptime  |
| 22     |        | 56.293   |
| 32     | 1 LAP  | 59.396   |
| 55     | 1 LAP  | 58.657   |
| 8      | 2.617  | 56.396   |
| 1      | 2.861  | 56.184   |
| 14     | 3.777  | 56.338   |
| 9      | 4.061  | 56.327   |
| 21     | 5.459  | 55.888   |
| 40     | 9.639  | 56.693   |
| 10     | 20.456 | 56.919   |
| 3      | 26.270 | 57.169   |
| 63     | 1 LAP  | 1:00.835 |
| 2      | 28.460 | 56.898   |
| 6      | 43.688 | 58.202   |
| 34     | 1 LAP  | 1:02.781 |
| 50     | 48.798 | 58.565   |
| 30     | 52.523 | 58.705   |

# Dunlop Sport Maxx Production Cup

## RACE 15 - GRID

|  |                 |                     |
|--|-----------------|---------------------|
| ROW 9  | 34 Kevin GEORGE | 33 Abbie EATON      |
| ROW 8  | 55 Mark WEIDNER | 63 Dan MALONE       |
| ROW 7  | 30 Matt PIKE    | 32 Ray GRIMES       |
| ROW 6  | 6 Liam HAMILTON | 50 John GEORGE      |
| ROW 5  | 3 Mick WEIDNER  | 2 Richard ABRA      |
| ROW 4  | 40 Chris OAKMAN | 10 James CORTE      |
| ROW 3  | 22 Simon SHAW   | 21 Stuart CLARKE    |
| ROW 2  | 1 Leyton CLARKE | 8 Martin WALLBANK   |
| ROW 1  | 9 John ALLISON  | 14 Adrian CHURCHILL |
| <b>Pole</b>  |                 |                     |
|  |                 |                     |

Brands Hatch Indy  
Circuit Length = 1.1986 miles

**These results are provisional until the conclusion of any judicial and technical matters.**

Clerk of Course :

Timekeeper :

# Dunlop Sport Maxx Production Cup

## RACE 15 - CLASSIFICATION

| POS | NO | CL | NAME             | ENTRY                           | LAPS | TIME      | GAP    | DIFF   | MPH   | BEST     | ON |
|-----|----|----|------------------|---------------------------------|------|-----------|--------|--------|-------|----------|----|
| 1   | 1  | A  | Leyton CLARKE    | Vauxhall Astra VXR              | 22   | 20:37.200 |        |        | 76.73 | 55.293   | 2  |
| 2   | 9  | A  | John ALLISON     | Vauxhall Astra VXR              | 22   | 20:40.973 | 3.773  | 3.773  | 76.49 | 55.458   | 2  |
| 3   | 8  | A  | Martin WALLBANK  | Vauxhall Astra VXR              | 22   | 20:45.911 | 8.711  | 4.938  | 76.19 | 55.240   | 2  |
| 4   | 14 | A  | Adrian CHURCHILL | Vauxhall Astra VXR              | 22   | 20:54.850 | 17.650 | 8.939  | 75.65 | 55.740   | 2  |
| 5   | 10 | A  | James CORTE      | Vauxhall Astra VXR              | 22   | 20:58.499 | 21.299 | 3.649  | 75.43 | 56.219   | 6  |
| 6   | 22 | A  | Simon SHAW       | Seat Leon Cupra                 | 22   | 20:58.780 | 21.580 | 0.281  | 75.41 | 55.847   | 3  |
| 7   | 40 | A  | Chris OAKMAN     | Mini Cooper JCW                 | 22   | 20:58.910 | 21.710 | 0.130  | 75.40 | 56.099   | 10 |
| 8   | 3  | A  | Mick WEIDNER     | Ford Focus ST                   | 22   | 21:05.862 | 28.662 | 6.952  | 74.99 | 56.431   | 3  |
| 9   | 2  | A  | Richard ABRA     | Renault Renaultsport Megane R26 | 22   | 21:07.169 | 29.969 | 1.307  | 74.91 | 56.727   | 12 |
| 10  | 33 | B  | Abbie EATON      | Vauxhall Corsa                  | 22   | 21:26.018 | 48.818 | 18.849 | 73.81 | 57.385   | 4  |
| 11  | 6  | A  | Liam HAMILTON    | BMW 330D                        | 22   | 21:29.928 | 52.728 | 3.910  | 73.59 | 57.572   | 4  |
| 12  | 50 | B  | John GEORGE      | Seat Leon                       | 21   | 20:37.232 | 1 lap  | 1 lap  | 73.24 | 58.012   | 20 |
| 13  | 32 | B  | Ray GRIMES       | Renault Clio Sport 172          | 21   | 20:45.677 | 1 lap  | 8.445  | 72.74 | 58.264   | 7  |
| 14  | 30 | I  | Matt PIKE        | Mini Cooper s                   | 21   | 20:47.156 | 1 lap  | 1.479  | 72.65 | 58.201   | 11 |
| 15  | 55 | B  | Mark WEIDNER     | Ford Fiesta                     | 21   | 20:54.961 | 1 lap  | 7.805  | 72.20 | 58.703   | 6  |
| 16  | 34 | B  | Kevin GEORGE     | BMW 120D                        | 20   | 20:39.652 | 2 laps | 1 lap  | 69.61 | 1:00.522 | 14 |
| 17  | 63 | C  | Dan MALONE       | Peugeot 106 GTi                 | 20   | 20:56.838 | 2 laps | 17.186 | 68.66 | 1:00.225 | 15 |

### NOT CLASSIFIED

|     |    |   |               |                    |    |           |        |        |       |        |   |
|-----|----|---|---------------|--------------------|----|-----------|--------|--------|-------|--------|---|
| DNF | 21 | A | Stuart CLARKE | Vauxhall Astra VXR | 16 | 15:08.254 | 6 laps | 4 laps | 76.01 | 55.886 | 5 |
|-----|----|---|---------------|--------------------|----|-----------|--------|--------|-------|--------|---|

### FASTEST LAP

|    |   |                 |                    |    |          |           |            |
|----|---|-----------------|--------------------|----|----------|-----------|------------|
| 8  | A | Martin WALLBANK | Vauxhall Astra VXR | 2  | 55.240   | 78.11 mph | 125.71 kph |
| 33 | B | Abbie EATON     | Vauxhall Corsa     | 4  | 57.385   | 75.19 mph | 121.01 kph |
| 30 | I | Matt PIKE       | Mini Cooper s      | 11 | 58.201   | 74.14 mph | 119.31 kph |
| 63 | C | Dan MALONE      | Peugeot 106 GTi    | 15 | 1:00.225 | 71.64 mph | 115.30 kph |

Weather / Track : Bright / Dry

These results are provisional until the conclusion of any judicial and technical matters.

Brands Hatch Indy  
Circuit Length = 1.1986 miles  
Start: 16:34 End: 16:56

Clerk of Course :

Timekeeper :

# Dunlop Sport Maxx Production Cup

## RACE 15 - LAP CHART

| Lap 1 |        |          | Lap 2 |        |          | Lap 3 |        |          | Lap 4 |        |          | Lap 5 |        |          |
|-------|--------|----------|-------|--------|----------|-------|--------|----------|-------|--------|----------|-------|--------|----------|
| No    | Behind | Laptime  | No    | Behind | Laptime  | No    | Behind | Laptime  | No    | Behind | Laptime  | No    | Behind | Laptime  |
| 9     |        | 1:02.072 | 9     |        | 55.458   | 9     |        | 55.485   | 9     |        | 55.518   | 9     |        | 55.690   |
| 8     | 0.610  | 1:02.682 | 8     | 0.392  | 55.240   | 8     | 0.557  | 55.650   | 8     | 0.605  | 55.566   | 8     | 0.517  | 55.602   |
| 1     | 0.958  | 1:03.030 | 1     | 0.793  | 55.293   | 1     | 0.748  | 55.440   | 1     | 0.868  | 55.638   | 1     | 0.806  | 55.628   |
| 14    | 1.524  | 1:03.596 | 14    | 1.806  | 55.740   | 14    | 2.163  | 55.842   | 14    | 2.723  | 56.078   | 14    | 3.290  | 56.257   |
| 22    | 1.694  | 1:03.766 | 22    | 2.164  | 55.928   | 22    | 2.526  | 55.847   | 22    | 3.141  | 56.133   | 22    | 3.685  | 56.234   |
| 21    | 2.221  | 1:04.293 | 21    | 2.752  | 55.989   | 21    | 3.739  | 56.472   | 21    | 4.389  | 56.168   | 21    | 4.585  | 55.886   |
| 3     | 2.901  | 1:04.973 | 3     | 4.006  | 56.563   | 3     | 4.952  | 56.431   | 3     | 6.186  | 56.752   | 10    | 7.464  | 56.426   |
| 10    | 3.797  | 1:05.869 | 10    | 4.581  | 56.242   | 10    | 5.643  | 56.547   | 10    | 6.728  | 56.603   | 3     | 7.867  | 57.371   |
| 40    | 4.113  | 1:06.185 | 40    | 4.920  | 56.265   | 40    | 6.070  | 56.635   | 40    | 7.297  | 56.745   | 40    | 8.289  | 56.682   |
| 2     | 4.853  | 1:06.925 | 2     | 6.200  | 56.805   | 2     | 7.608  | 56.893   | 2     | 9.032  | 56.942   | 2     | 10.699 | 57.357   |
| 6     | 5.578  | 1:07.650 | 6     | 8.879  | 58.759   | 6     | 11.163 | 57.769   | 6     | 13.217 | 57.572   | 6     | 15.487 | 57.960   |
| 32    | 6.053  | 1:08.125 | 50    | 9.582  | 58.847   | 50    | 12.183 | 58.086   | 50    | 15.475 | 58.810   | 50    | 18.408 | 58.623   |
| 50    | 6.193  | 1:08.265 | 32    | 11.123 | 1:00.528 | 33    | 14.305 | 58.453   | 33    | 16.172 | 57.385   | 33    | 18.573 | 58.091   |
| 30    | 7.389  | 1:09.461 | 33    | 11.337 | 59.001   | 32    | 14.829 | 59.191   | 32    | 17.716 | 58.405   | 32    | 20.703 | 58.677   |
| 55    | 7.700  | 1:09.772 | 30    | 11.413 | 59.482   | 30    | 15.475 | 59.547   | 30    | 18.892 | 58.935   | 30    | 22.307 | 59.105   |
| 33    | 7.794  | 1:09.866 | 55    | 12.097 | 59.855   | 55    | 16.151 | 59.539   | 55    | 19.620 | 58.987   | 55    | 22.963 | 59.033   |
| 63    | 10.400 | 1:12.472 | 63    | 17.387 | 1:02.445 | 63    | 22.493 | 1:00.591 | 63    | 27.707 | 1:00.732 | 63    | 33.340 | 1:01.323 |
| 34    | 10.748 | 1:12.820 | 34    | 18.184 | 1:02.894 | 34    | 24.333 | 1:01.634 | 34    | 29.817 | 1:01.002 | 34    | 35.575 | 1:01.448 |

# Dunlop Sport Maxx Production Cup

## RACE 15 - LAP CHART

| Lap 6 |        |          | Lap 7 |        |          | Lap 8 |        |          | Lap 9 |        |          | Lap 10 |        |          |
|-------|--------|----------|-------|--------|----------|-------|--------|----------|-------|--------|----------|--------|--------|----------|
| No    | Behind | Laptime  | No    | Behind | Laptime  | No    | Behind | Laptime  | No    | Behind | Laptime  | No     | Behind | Laptime  |
| 9     |        | 55.916   | 9     |        | 56.235   | 1     |        | 56.136   | 1     |        | 56.024   | 1      |        | 55.543   |
| 8     | 0.225  | 55.624   | 8     | 0.159  | 56.169   | 8     | 0.082  | 56.399   | 8     | 0.475  | 56.417   | 34     | 1 LAP  | 1:01.030 |
| 1     | 0.475  | 55.585   | 1     | 0.340  | 56.100   | 9     | 0.429  | 56.905   | 9     | 0.785  | 56.380   | 8      | 0.780  | 55.848   |
| 14    | 3.799  | 56.425   | 14    | 4.333  | 56.769   | 14    | 4.076  | 56.219   | 14    | 4.602  | 56.550   | 9      | 1.124  | 55.882   |
| 22    | 3.878  | 56.109   | 21    | 4.741  | 56.322   | 21    | 4.519  | 56.254   | 21    | 4.813  | 56.318   | 21     | 6.115  | 56.845   |
| 21    | 4.654  | 55.985   | 22    | 6.114  | 58.471   | 22    | 5.911  | 56.273   | 22    | 5.946  | 56.059   | 22     | 6.633  | 56.230   |
| 10    | 7.767  | 56.219   | 10    | 8.293  | 56.761   | 10    | 8.690  | 56.873   | 10    | 9.366  | 56.700   | 14     | 7.235  | 58.176   |
| 3     | 8.782  | 56.831   | 3     | 9.502  | 56.955   | 40    | 9.899  | 56.599   | 40    | 10.411 | 56.536   | 10     | 10.573 | 56.750   |
| 40    | 9.300  | 56.927   | 40    | 9.776  | 56.711   | 3     | 10.626 | 57.600   | 3     | 11.662 | 57.060   | 40     | 10.967 | 56.099   |
| 2     | 11.774 | 56.991   | 2     | 12.577 | 57.038   | 2     | 13.246 | 57.145   | 2     | 14.335 | 57.113   | 3      | 13.486 | 57.367   |
| 6     | 17.613 | 58.042   | 6     | 19.579 | 58.201   | 6     | 21.510 | 58.407   | 6     | 23.864 | 58.378   | 2      | 15.886 | 57.094   |
| 50    | 21.320 | 58.828   | 33    | 23.789 | 58.537   | 33    | 25.107 | 57.794   | 33    | 27.137 | 58.054   | 6      | 26.701 | 58.380   |
| 33    | 21.487 | 58.830   | 50    | 24.194 | 59.109   | 50    | 26.256 | 58.538   | 50    | 28.444 | 58.212   | 33     | 29.305 | 57.711   |
| 32    | 23.459 | 58.672   | 32    | 25.488 | 58.264   | 32    | 27.713 | 58.701   | 32    | 30.183 | 58.494   | 50     | 31.172 | 58.271   |
| 30    | 24.951 | 58.560   | 30    | 27.323 | 58.607   | 30    | 29.532 | 58.685   | 30    | 31.966 | 58.458   | 32     | 33.389 | 58.749   |
| 55    | 25.750 | 58.703   | 55    | 28.296 | 58.781   | 55    | 30.868 | 59.048   | 55    | 33.811 | 58.967   | 30     | 34.914 | 58.491   |
| 63    | 38.437 | 1:01.013 | 63    | 43.097 | 1:00.895 | 63    | 47.519 | 1:00.898 | 63    | 52.406 | 1:00.911 | 55     | 37.203 | 58.935   |
| 34    | 41.329 | 1:01.670 | 34    | 46.173 | 1:01.079 | 34    | 50.824 | 1:01.127 |       |        |          |        |        |          |

# Dunlop Sport Maxx Production Cup

## RACE 15 - LAP CHART

| Lap 11 |        |          | Lap 12 |        |          | Lap 13 |        |          | Lap 14 |        |          | Lap 15 |        |          |
|--------|--------|----------|--------|--------|----------|--------|--------|----------|--------|--------|----------|--------|--------|----------|
| No     | Behind | Laptime  | No     | Behind | Laptime  | No     | Behind | Laptime  | No     | Behind | Laptime  | No     | Behind | Laptime  |
| 1      |        | 56.062   | 1      |        | 55.982   | 1      |        | 55.716   | 1      |        | 55.911   | 1      |        | 55.896   |
| 8      | 1.145  | 56.427   | 8      | 1.218  | 56.055   | 8      | 1.789  | 56.287   | 9      | 2.561  | 56.463   | 9      | 3.255  | 56.590   |
| 9      | 1.625  | 56.563   | 9      | 1.412  | 55.769   | 9      | 2.009  | 56.313   | 8      | 2.576  | 56.698   | 8      | 3.889  | 57.209   |
| 63     | 1 LAP  | 1:02.615 | 21     | 6.822  | 56.434   | 21     | 7.322  | 56.216   | 21     | 7.570  | 56.159   | 21     | 8.040  | 56.366   |
| 34     | 1 LAP  | 1:01.717 | 22     | 7.095  | 56.423   | 22     | 7.549  | 56.170   | 22     | 7.810  | 56.172   | 22     | 8.239  | 56.325   |
| 21     | 6.370  | 56.317   | 14     | 8.791  | 56.701   | 14     | 9.538  | 56.463   | 14     | 10.284 | 56.657   | 14     | 11.579 | 57.191   |
| 22     | 6.654  | 56.083   | 63     | 1 LAP  | 1:02.531 | 10     | 13.106 | 56.830   | 10     | 14.211 | 57.016   | 10     | 15.018 | 56.703   |
| 14     | 8.072  | 56.899   | 10     | 11.992 | 56.935   | 40     | 13.269 | 56.738   | 40     | 14.815 | 57.457   | 40     | 15.393 | 56.474   |
| 10     | 11.039 | 56.528   | 40     | 12.247 | 56.863   | 63     | 1 LAP  | 1:02.018 | 3      | 18.864 | 57.340   | 3      | 20.390 | 57.422   |
| 40     | 11.366 | 56.461   | 34     | 1 LAP  | 1:02.575 | 3      | 17.435 | 57.226   | 2      | 20.556 | 57.325   | 2      | 21.894 | 57.234   |
| 3      | 14.769 | 57.345   | 3      | 15.925 | 57.138   | 34     | 1 LAP  | 1:00.917 | 63     | 1 LAP  | 1:00.826 | 63     | 1 LAP  | 1:00.664 |
| 2      | 17.121 | 57.297   | 2      | 17.866 | 56.727   | 2      | 19.142 | 56.992   | 34     | 1 LAP  | 1:00.710 | 34     | 1 LAP  | 1:00.522 |
| 6      | 28.939 | 58.300   | 6      | 31.167 | 58.210   | 6      | 33.664 | 58.213   | 6      | 35.747 | 57.994   | 33     | 37.946 | 57.720   |
| 33     | 30.820 | 57.577   | 33     | 32.622 | 57.784   | 33     | 34.404 | 57.498   | 33     | 36.122 | 57.629   | 6      | 38.664 | 58.813   |
| 50     | 33.300 | 58.190   | 50     | 35.476 | 58.158   | 50     | 37.960 | 58.200   | 50     | 40.434 | 58.385   | 50     | 42.866 | 58.328   |
| 32     | 35.819 | 58.492   | 32     | 38.426 | 58.589   | 32     | 41.431 | 58.721   | 32     | 44.472 | 58.952   | 32     | 47.523 | 58.947   |
| 30     | 37.053 | 58.201   | 30     | 39.514 | 58.443   | 30     | 42.187 | 58.389   | 30     | 44.757 | 58.481   | 30     | 47.916 | 59.055   |
| 55     | 40.391 | 59.250   | 55     | 43.874 | 59.465   | 55     | 47.201 | 59.043   | 55     | 50.618 | 59.328   | 55     | 54.140 | 59.418   |



# Dunlop Sport Maxx Production Cup

## RACE 15 - LAP CHART

| Lap 16 |        |          | Lap 17 |        |          | Lap 18 |        |          | Lap 19 |        |          | Lap 20 |        |          |
|--------|--------|----------|--------|--------|----------|--------|--------|----------|--------|--------|----------|--------|--------|----------|
| No     | Behind | Laptime  | No     | Behind | Laptime  | No     | Behind | Laptime  | No     | Behind | Laptime  | No     | Behind | Laptime  |
| 1      |        | 56.049   | 1      |        | 56.224   | 1      |        | 56.212   | 1      |        | 56.027   | 1      |        | 56.311   |
| 9      | 3.499  | 56.293   | 55     | 1 LAP  | 59.694   | 9      | 3.410  | 56.233   | 30     | 1 LAP  | 59.049   | 32     | 1 LAP  | 59.786   |
| 8      | 4.588  | 56.748   | 9      | 3.389  | 56.114   | 55     | 1 LAP  | 59.731   | 9      | 3.569  | 56.186   | 9      | 3.817  | 56.559   |
| 21     | 8.221  | 56.230   | 8      | 5.050  | 56.686   | 8      | 5.551  | 56.713   | 8      | 6.229  | 56.705   | 30     | 1 LAP  | 1:00.703 |
| 22     | 8.452  | 56.262   | 22     | 8.825  | 56.597   | 22     | 9.179  | 56.566   | 55     | 1 LAP  | 59.582   | 8      | 7.048  | 57.130   |
| 14     | 12.468 | 56.938   | 14     | 13.510 | 57.266   | 14     | 14.348 | 57.050   | 22     | 12.660 | 59.508   | 63     | 2 LAPS | 1:05.411 |
| 10     | 15.641 | 56.672   | 10     | 16.368 | 56.951   | 10     | 17.040 | 56.884   | 14     | 15.351 | 57.030   | 55     | 1 LAP  | 59.651   |
| 40     | 15.975 | 56.631   | 40     | 16.729 | 56.978   | 40     | 17.514 | 56.997   | 10     | 17.925 | 56.912   | 22     | 15.213 | 58.864   |
| 3      | 21.451 | 57.110   | 3      | 22.712 | 57.485   | 3      | 24.023 | 57.523   | 40     | 18.203 | 56.716   | 14     | 15.570 | 56.530   |
| 2      | 22.708 | 56.863   | 2      | 24.653 | 58.169   | 2      | 25.862 | 57.421   | 3      | 25.352 | 57.356   | 10     | 18.340 | 56.726   |
| 63     | 1 LAP  | 1:00.225 | 63     | 1 LAP  | 1:01.366 | 34     | 1 LAP  | 1:00.939 | 2      | 26.810 | 56.975   | 40     | 18.651 | 56.759   |
| 34     | 1 LAP  | 1:00.533 | 34     | 1 LAP  | 1:00.871 | 33     | 42.796 | 57.901   | 33     | 44.202 | 57.433   | 3      | 26.301 | 57.260   |
| 33     | 39.379 | 57.482   | 33     | 41.107 | 57.952   | 6      | 44.990 | 58.345   | 34     | 1 LAP  | 1:00.963 | 2      | 27.730 | 57.231   |
| 6      | 40.589 | 57.974   | 6      | 42.857 | 58.492   | 50     | 49.996 | 58.490   | 6      | 47.024 | 58.061   | 33     | 45.648 | 57.757   |
| 50     | 45.188 | 58.371   | 50     | 47.718 | 58.754   | 63     | 1 LAP  | 1:15.120 | 50     | 52.259 | 58.290   | 6      | 49.026 | 58.313   |
| 32     | 50.101 | 58.627   | 32     | 52.712 | 58.835   | 32     | 55.597 | 59.097   |        |        |          | 34     | 1 LAP  | 1:02.339 |
| 30     | 50.440 | 58.573   | 30     | 53.266 | 59.050   |        |        |          |        |        |          | 50     | 53.960 | 58.012   |

**Dunlop Sport Maxx Production Cup**  
**RACE 15 - LAP CHART**

| Lap 21 |        |          | Lap 22 |        |          |
|--------|--------|----------|--------|--------|----------|
| No     | Behind | Laptime  | No     | Behind | Laptime  |
| 1      |        | 56.263   | 1      |        | 56.130   |
| 9      | 3.736  | 56.182   | 50     | 1 LAP  | 58.465   |
| 32     | 1 LAP  | 59.128   | 34     | 2 LAPS | 1:02.862 |
| 30     | 1 LAP  | 58.628   | 9      | 3.773  | 56.167   |
| 8      | 7.778  | 56.993   | 32     | 1 LAP  | 58.697   |
| 63     | 2 LAPS | 1:02.422 | 8      | 8.711  | 57.063   |
| 55     | 1 LAP  | 59.187   | 30     | 1 LAP  | 59.253   |
| 14     | 16.923 | 57.616   | 14     | 17.650 | 56.857   |
| 22     | 18.051 | 59.101   | 55     | 1 LAP  | 58.992   |
| 10     | 18.914 | 56.837   | 63     | 2 LAPS | 1:02.360 |
| 40     | 19.179 | 56.791   | 10     | 21.299 | 58.515   |
| 3      | 27.296 | 57.258   | 22     | 21.580 | 59.659   |
| 2      | 28.976 | 57.509   | 40     | 21.710 | 58.661   |
| 33     | 47.157 | 57.772   | 3      | 28.662 | 57.496   |
| 6      | 50.703 | 57.940   | 2      | 29.969 | 57.123   |
|        |        |          | 33     | 48.818 | 57.791   |
|        |        |          | 6      | 52.728 | 58.155   |

# Mini Challenge

## QUALIFYING - RACE 5 - CLASSIFICATION

| POS | NO | CL | NAME             | ENTRY         | TIME     | ON | LAPS | GAP   | DIFF  | MPH   |
|-----|----|----|------------------|---------------|----------|----|------|-------|-------|-------|
| 1   | 70 | S  | Ollie MORTIMER   | Mini Cooper S | 55.291   | 9  | 18   |       |       | 78.04 |
| 2   | 1  | S  | Martin DEPPER    | Mini Cooper S | 55.365   | 4  | 17   | 0.074 | 0.074 | 77.93 |
| 3   | 50 | S  | Jason RICHARDSON | Mini Cooper S | 55.366   | 13 | 17   | 0.075 | 0.001 | 77.93 |
| 4   | 5  | S  | Phil HOUSE       | Mini Cooper S | 55.374   | 8  | 19   | 0.083 | 0.008 | 77.92 |
| 5   | 7  | S  | Arthur FORSTER   | Mini Cooper S | 55.403   | 3  | 16   | 0.112 | 0.029 | 77.88 |
| 6   | 12 | S  | Jack STANFORD    | Mini Cooper S | 55.457   | 3  | 19   | 0.166 | 0.054 | 77.80 |
| 7   | 26 | S  | Lee ALLEN        | Mini Cooper S | 55.477   | 6  | 19   | 0.186 | 0.020 | 77.78 |
| 8   | 4  | S  | Shaun KING       | Mini Cooper S | 55.502   | 18 | 18   | 0.211 | 0.025 | 77.74 |
| 9   | 66 | S  | Steve LIQUORISH  | Mini Cooper S | 55.608   | 4  | 16   | 0.317 | 0.106 | 77.59 |
| 10  | 17 | S  | Carl BENNETT     | Mini Cooper S | 55.720   | 5  | 18   | 0.429 | 0.112 | 77.44 |
| 11  | 23 | S  | Chris PANAYIOTOU | Mini Cooper S | 55.734   | 4  | 19   | 0.443 | 0.014 | 77.42 |
| 12  | 33 | S  | Laurance SAIT    | Mini Cooper S | 56.108   | 8  | 19   | 0.817 | 0.374 | 76.90 |
| 13  | 97 | S  | Roger GRIMSHAW   | Mini Cooper S | 56.541   | 13 | 16   | 1.250 | 0.433 | 76.31 |
| 14  | 52 | C  | Keith ISSATT     | Mini Cooper   | 59.386   | 3  | 13   | 4.095 | 2.845 | 72.66 |
| 15  | 55 | C  | James BLYTH      | Mini Cooper   | 59.549   | 17 | 19   | 4.258 | 0.163 | 72.46 |
| 16  | 6  | C  | Joey POWIS       | Mini Cooper   | 59.735   | 17 | 19   | 4.444 | 0.186 | 72.23 |
| 17  | 76 | C  | Graeme PARSONS   | Mini Cooper   | 59.910   | 6  | 19   | 4.619 | 0.175 | 72.02 |
| 18  | 2  | C  | Luke CAUDLE      | Mini Cooper   | 1:00.426 | 16 | 19   | 5.135 | 0.516 | 71.41 |
| 19  | 10 | C  | Dave NIXON       | Mini Cooper   | 1:00.501 | 20 | 20   | 5.210 | 0.075 | 71.32 |
| 20  | 57 | C  | Nick BOOTH       | Mini Cooper   | 1:00.628 | 16 | 19   | 5.337 | 0.127 | 71.17 |
| 21  | 19 | C  | Sarah PARSONS    | Mini Cooper   | 1:00.701 | 6  | 20   | 5.410 | 0.073 | 71.08 |
| 22  | 9  | C  | Kevin OCONNOR    | Mini Cooper   | 1:00.879 | 18 | 19   | 5.588 | 0.178 | 70.87 |
| 23  | 77 | C  | Nigel JOHNSON    | Mini Cooper   | 1:01.455 | 18 | 18   | 6.164 | 0.576 | 70.21 |
| 24  | 3  | C  | Roger BATES      | Mini Cooper   | 1:03.747 | 15 | 16   | 8.456 | 2.292 | 67.69 |

car 52 - Transponder not working

Weather / Track : Cloudy / Drying

These results are provisional until the conclusion of any judicial and technical matters.

Brands Hatch Indy  
Circuit Length = 1.1986 miles  
Start: 11:10 End: 11:31

Clerk of Course :

Timekeeper :

# Mini Challenge

## QUALIFYING - RACE 5 - LAP ANALYSIS

|          |                      |          |                        |      |                 |            |                     |
|----------|----------------------|----------|------------------------|------|-----------------|------------|---------------------|
| <b>1</b> | <b>Martin DEPPER</b> |          | <b>S Mini Cooper S</b> |      |                 |            |                     |
| 1 -      | 1:10.388             | + 15.023 | 11:11:24.092           | 10 - | 2:24.325 P      | + 1:28.960 | 11:21:33.053        |
| 2 -      | 56.758               | + 1.393  | 11:12:20.850           | 11 - | 1:01.158        | + 5.793    | 11:22:34.211        |
| 3 -      | 55.455               | + 0.090  | 11:13:16.305           | 12 - | 56.170          | + 0.805    | 11:23:30.381        |
| 4 -      | <b>55.365</b>        |          | <b>11:14:11.670</b>    | 13 - | 57.297          | + 1.932    | 11:24:27.678        |
| 5 -      | 1:03.558             | + 8.193  | 11:15:15.228           | 14 - | 56.612          | + 1.247    | 11:25:24.290        |
| 6 -      | 1:07.047             | + 11.682 | 11:16:22.275           | 15 - | 57.401          | + 2.036    | 11:26:21.691        |
| 7 -      | 55.472               | + 0.107  | 11:17:17.747           | 16 - | 56.235          | + 0.870    | 11:27:17.926        |
| 8 -      | 55.426               | + 0.061  | 11:18:13.173           | 17 - | 55.541          | + 0.176    | 11:28:13.467        |
| 9 -      | 55.555               | + 0.190  | 11:19:08.728           |      |                 |            |                     |
| <b>2</b> | <b>Luke CAUDLE</b>   |          | <b>C Mini Cooper</b>   |      |                 |            |                     |
| 1 -      | 1:14.392             | + 13.966 | 11:11:50.297           | 11 - | 1:01.459        | + 1.033    | 11:22:17.955        |
| 2 -      | 1:08.800             | + 8.374  | 11:12:59.097           | 12 - | 1:01.246        | + 0.820    | 11:23:19.201        |
| 3 -      | 1:03.940             | + 3.514  | 11:14:03.037           | 13 - | 1:00.948        | + 0.522    | 11:24:20.149        |
| 4 -      | 1:01.784             | + 1.358  | 11:15:04.821           | 14 - | 1:02.686        | + 2.260    | 11:25:22.835        |
| 5 -      | 1:02.052             | + 1.626  | 11:16:06.873           | 15 - | 1:00.870        | + 0.444    | 11:26:23.705        |
| 6 -      | 1:01.465             | + 1.039  | 11:17:08.338           | 16 - | <b>1:00.426</b> |            | <b>11:27:24.131</b> |
| 7 -      | 1:00.977             | + 0.551  | 11:18:09.315           | 17 - | 1:00.483        | + 0.057    | 11:28:24.614        |
| 8 -      | 1:04.015             | + 3.589  | 11:19:13.330           | 18 - | 1:00.730        | + 0.304    | 11:29:25.344        |
| 9 -      | 1:01.672             | + 1.246  | 11:20:15.002           | 19 - | 1:00.785        | + 0.359    | 11:30:26.129        |
| 10 -     | 1:01.494             | + 1.068  | 11:21:16.496           |      |                 |            |                     |
| <b>3</b> | <b>Roger BATES</b>   |          | <b>C Mini Cooper</b>   |      |                 |            |                     |
| 1 -      | 1:21.346             | + 17.599 | 11:11:47.718           | 9 -  | 1:05.843        | + 2.096    | 11:20:57.380        |
| 2 -      | 1:10.902             | + 7.155  | 11:12:58.620           | 10 - | 1:06.993        | + 3.246    | 11:22:04.373        |
| 3 -      | 1:11.690             | + 7.943  | 11:14:10.310           | 11 - | 1:05.667        | + 1.920    | 11:23:10.040        |
| 4 -      | 1:10.043             | + 6.296  | 11:15:20.353           | 12 - | 1:07.332        | + 3.585    | 11:24:17.372        |
| 5 -      | 1:08.150             | + 4.403  | 11:16:28.503           | 13 - | 1:05.429        | + 1.682    | 11:25:22.801        |
| 6 -      | 1:08.197             | + 4.450  | 11:17:36.700           | 14 - | 1:07.035        | + 3.288    | 11:26:29.836        |
| 7 -      | 1:07.289             | + 3.542  | 11:18:43.989           | 15 - | <b>1:03.747</b> |            | <b>11:27:33.583</b> |
| 8 -      | 1:07.548             | + 3.801  | 11:19:51.537           | 16 - | 1:05.449        | + 1.702    | 11:28:39.032        |
| <b>4</b> | <b>Shaun KING</b>    |          | <b>S Mini Cooper S</b> |      |                 |            |                     |
| 1 -      | 1:08.796             | + 13.294 | 11:11:26.065           | 10 - | 3:06.604 P      | + 2:11.102 | 11:22:09.600        |
| 2 -      | 1:01.210             | + 5.708  | 11:12:27.275           | 11 - | 1:06.762        | + 11.260   | 11:23:16.362        |
| 3 -      | 56.849               | + 1.347  | 11:13:24.124           | 12 - | 58.425          | + 2.923    | 11:24:14.787        |
| 4 -      | 57.557               | + 2.055  | 11:14:21.681           | 13 - | 56.066          | + 0.564    | 11:25:10.853        |
| 5 -      | 55.762               | + 0.260  | 11:15:17.443           | 14 - | 55.916          | + 0.414    | 11:26:06.769        |
| 6 -      | 56.873               | + 1.371  | 11:16:14.316           | 15 - | 55.884          | + 0.382    | 11:27:02.653        |
| 7 -      | 56.663               | + 1.161  | 11:17:10.979           | 16 - | 55.921          | + 0.419    | 11:27:58.574        |
| 8 -      | 56.211               | + 0.709  | 11:18:07.190           | 17 - | 56.183          | + 0.681    | 11:28:54.757        |
| 9 -      | 55.806               | + 0.304  | 11:19:02.996           | 18 - | <b>55.502</b>   |            | <b>11:29:50.259</b> |
| <b>5</b> | <b>Phil HOUSE</b>    |          | <b>S Mini Cooper S</b> |      |                 |            |                     |
| 1 -      | 1:09.312             | + 13.938 | 11:11:19.297           | 11 - | 1:10.423        | + 15.049   | 11:21:04.903        |
| 2 -      | 58.909               | + 3.535  | 11:12:18.206           | 12 - | 1:05.437        | + 10.063   | 11:22:10.340        |
| 3 -      | 56.316               | + 0.942  | 11:13:14.522           | 13 - | 57.048          | + 1.674    | 11:23:07.388        |
| 4 -      | 55.537               | + 0.163  | 11:14:10.059           | 14 - | 55.712          | + 0.338    | 11:24:03.100        |
| 5 -      | 55.670               | + 0.296  | 11:15:05.729           | 15 - | 55.946          | + 0.572    | 11:24:59.046        |
| 6 -      | 58.806               | + 3.432  | 11:16:04.535           | 16 - | 2:27.832 P      | + 1:32.458 | 11:27:26.878        |
| 7 -      | 55.377               | + 0.003  | 11:16:59.912           | 17 - | 1:10.874        | + 15.500   | 11:28:37.752        |
| 8 -      | <b>55.374</b>        |          | <b>11:17:55.286</b>    | 18 - | 55.899          | + 0.525    | 11:29:33.651        |
| 9 -      | 57.272               | + 1.898  | 11:18:52.558           | 19 - | 55.854          | + 0.480    | 11:30:29.505        |
| 10 -     | 1:01.922             | + 6.548  | 11:19:54.480           |      |                 |            |                     |
| <b>6</b> | <b>Joey POWIS</b>    |          | <b>C Mini Cooper</b>   |      |                 |            |                     |
| 1 -      | 1:11.357             | + 11.622 | 11:11:36.538           | 11 - | 1:01.559        | + 1.824    | 11:22:04.986        |
| 2 -      | 1:02.070             | + 2.335  | 11:12:38.608           | 12 - | 1:10.509        | + 10.774   | 11:23:15.495        |
| 3 -      | 1:06.611             | + 6.876  | 11:13:45.219           | 13 - | 1:05.586        | + 5.851    | 11:24:21.081        |
| 4 -      | 1:05.285             | + 5.550  | 11:14:50.504           | 14 - | 1:08.541        | + 8.806    | 11:25:29.622        |
| 5 -      | 1:00.211             | + 0.476  | 11:15:50.715           | 15 - | 59.822          | + 0.087    | 11:26:29.444        |
| 6 -      | 1:08.154             | + 8.419  | 11:16:58.869           | 16 - | 1:01.349        | + 1.614    | 11:27:30.793        |
| 7 -      | 1:00.916             | + 1.181  | 11:17:59.785           | 17 - | <b>59.735</b>   |            | <b>11:28:30.528</b> |

Brands Hatch Indy  
 Circuit Length = 1.1986 miles  
 Start: 11:10 End: 11:31

Weather / Track : Cloudy / Drying

# Mini Challenge

## QUALIFYING - RACE 5 - LAP ANALYSIS

|           |                       |            |                     |                        |                 |            |                     |
|-----------|-----------------------|------------|---------------------|------------------------|-----------------|------------|---------------------|
| 8 -       | 1:01.251              | + 1.516    | 11:19:01.036        | 18 -                   | 1:08.360        | + 8.625    | 11:29:38.888        |
| 9 -       | 1:00.046              | + 0.311    | 11:20:01.082        | 19 -                   | 59.997          | + 0.262    | 11:30:38.885        |
| 10 -      | 1:02.345              | + 2.610    | 11:21:03.427        |                        |                 |            |                     |
| <b>7</b>  | <b>Arthur FORSTER</b> |            |                     | <b>S Mini Cooper S</b> |                 |            |                     |
| 1 -       | 1:31.807              | + 36.404   | 11:12:11.866        | 9 -                    | 1:03.202        | + 7.799    | 11:22:00.603        |
| 2 -       | 59.282                | + 3.879    | 11:13:11.148        | 10 -                   | 57.522          | + 2.119    | 11:22:58.125        |
| 3 -       | <b>55.403</b>         |            | <b>11:14:06.551</b> | 11 -                   | 55.485          | + 0.082    | 11:23:53.610        |
| 4 -       | 55.666                | + 0.263    | 11:15:02.217        | 12 -                   | 55.854          | + 0.451    | 11:24:49.464        |
| 5 -       | 56.256                | + 0.853    | 11:15:58.473        | 13 -                   | 1:03.383        | + 7.980    | 11:25:52.847        |
| 6 -       | 55.433                | + 0.030    | 11:16:53.906        | 14 -                   | 58.633          | + 3.230    | 11:26:51.480        |
| 7 -       | 55.724                | + 0.321    | 11:17:49.630        | 15 -                   | 1:02.719        | + 7.316    | 11:27:54.199        |
| 8 -       | 3:07.771 P            | + 2:12.368 | 11:20:57.401        | 16 -                   | 58.662          | + 3.259    | 11:28:52.861        |
| <b>9</b>  | <b>Kevin OCONNOR</b>  |            |                     | <b>C Mini Cooper</b>   |                 |            |                     |
| 1 -       | 1:16.601              | + 15.722   | 11:11:50.568        | 11 -                   | 1:01.562        | + 0.683    | 11:22:19.483        |
| 2 -       | 1:09.291              | + 8.412    | 11:12:59.859        | 12 -                   | 1:02.343        | + 1.464    | 11:23:21.826        |
| 3 -       | 1:04.269              | + 3.390    | 11:14:04.128        | 13 -                   | 1:01.023        | + 0.144    | 11:24:22.849        |
| 4 -       | 1:03.651              | + 2.772    | 11:15:07.779        | 14 -                   | 1:01.815        | + 0.936    | 11:25:24.664        |
| 5 -       | 1:02.413              | + 1.534    | 11:16:10.192        | 15 -                   | 1:02.892        | + 2.013    | 11:26:27.556        |
| 6 -       | 1:01.795              | + 0.916    | 11:17:11.987        | 16 -                   | 1:01.417        | + 0.538    | 11:27:28.973        |
| 7 -       | 1:01.444              | + 0.565    | 11:18:13.431        | 17 -                   | 1:01.157        | + 0.278    | 11:28:30.130        |
| 8 -       | 1:01.712              | + 0.833    | 11:19:15.143        | 18 -                   | <b>1:00.879</b> |            | <b>11:29:31.009</b> |
| 9 -       | 1:01.478              | + 0.599    | 11:20:16.621        | 19 -                   | 1:01.216        | + 0.337    | 11:30:32.225        |
| 10 -      | 1:01.300              | + 0.421    | 11:21:17.921        |                        |                 |            |                     |
| <b>10</b> | <b>Dave NIXON</b>     |            |                     | <b>C Mini Cooper</b>   |                 |            |                     |
| 1 -       | 1:12.558              | + 12.057   | 11:11:34.659        | 11 -                   | 1:01.189        | + 0.688    | 11:21:50.920        |
| 2 -       | 1:03.599              | + 3.098    | 11:12:38.258        | 12 -                   | 1:00.757        | + 0.256    | 11:22:51.677        |
| 3 -       | 1:02.417              | + 1.916    | 11:13:40.675        | 13 -                   | 1:01.343        | + 0.842    | 11:23:53.020        |
| 4 -       | 1:01.838              | + 1.337    | 11:14:42.513        | 14 -                   | 1:02.132        | + 1.631    | 11:24:55.152        |
| 5 -       | 1:00.879              | + 0.378    | 11:15:43.392        | 15 -                   | 1:00.982        | + 0.481    | 11:25:56.134        |
| 6 -       | 1:00.954              | + 0.453    | 11:16:44.346        | 16 -                   | 1:00.764        | + 0.263    | 11:26:56.898        |
| 7 -       | 1:01.389              | + 0.888    | 11:17:45.735        | 17 -                   | 1:01.076        | + 0.575    | 11:27:57.974        |
| 8 -       | 1:00.751              | + 0.250    | 11:18:46.486        | 18 -                   | 1:01.041        | + 0.540    | 11:28:59.015        |
| 9 -       | 1:02.123              | + 1.622    | 11:19:48.609        | 19 -                   | 1:01.080        | + 0.579    | 11:30:00.095        |
| 10 -      | 1:01.122              | + 0.621    | 11:20:49.731        | 20 -                   | <b>1:00.501</b> |            | <b>11:31:00.596</b> |
| <b>12</b> | <b>Jack STANFORD</b>  |            |                     | <b>S Mini Cooper S</b> |                 |            |                     |
| 1 -       | 1:09.393              | + 13.936   | 11:11:24.305        | 11 -                   | 56.026          | + 0.569    | 11:21:24.982        |
| 2 -       | 57.573                | + 2.116    | 11:12:21.878        | 12 -                   | 1:13.386        | + 17.929   | 11:22:38.368        |
| 3 -       | <b>55.457</b>         |            | <b>11:13:17.335</b> | 13 -                   | 56.171          | + 0.714    | 11:23:34.539        |
| 4 -       | 55.516                | + 0.059    | 11:14:12.851        | 14 -                   | 56.935          | + 1.478    | 11:24:31.474        |
| 5 -       | 1:00.747              | + 5.290    | 11:15:13.598        | 15 -                   | 56.491          | + 1.034    | 11:25:27.965        |
| 6 -       | 1:09.751              | + 14.294   | 11:16:23.349        | 16 -                   | 1:20.079        | + 24.622   | 11:26:48.044        |
| 7 -       | 55.657                | + 0.200    | 11:17:19.006        | 17 -                   | 1:01.981        | + 6.524    | 11:27:50.025        |
| 8 -       | 55.906                | + 0.449    | 11:18:14.912        | 18 -                   | 55.855          | + 0.398    | 11:28:45.880        |
| 9 -       | 1:02.017              | + 6.560    | 11:19:16.929        | 19 -                   | 56.055          | + 0.598    | 11:29:41.935        |
| 10 -      | 1:12.027              | + 16.570   | 11:20:28.956        |                        |                 |            |                     |
| <b>17</b> | <b>Carl BENNETT</b>   |            |                     | <b>S Mini Cooper S</b> |                 |            |                     |
| 1 -       | 1:10.754              | + 15.034   | 11:11:40.358        | 10 -                   | 2:36.909 P      | + 1:41.189 | 11:21:56.894        |
| 2 -       | 1:01.297              | + 5.577    | 11:12:41.655        | 11 -                   | 1:10.417        | + 14.697   | 11:23:07.311        |
| 3 -       | 1:01.284              | + 5.564    | 11:13:42.939        | 12 -                   | 1:08.810        | + 13.090   | 11:24:16.121        |
| 4 -       | 57.325                | + 1.605    | 11:14:40.264        | 13 -                   | 1:06.327        | + 10.607   | 11:25:22.448        |
| 5 -       | <b>55.720</b>         |            | <b>11:15:35.984</b> | 14 -                   | 57.650          | + 1.930    | 11:26:20.098        |
| 6 -       | 56.040                | + 0.320    | 11:16:32.024        | 15 -                   | 1:01.737        | + 6.017    | 11:27:21.835        |
| 7 -       | 56.348                | + 0.628    | 11:17:28.372        | 16 -                   | 1:00.451        | + 4.731    | 11:28:22.286        |
| 8 -       | 55.826                | + 0.106    | 11:18:24.198        | 17 -                   | 55.752          | + 0.032    | 11:29:18.038        |
| 9 -       | 55.787                | + 0.067    | 11:19:19.985        | 18 -                   | 56.883          | + 1.163    | 11:30:14.921        |
| <b>19</b> | <b>Sarah PARSONS</b>  |            |                     | <b>C Mini Cooper</b>   |                 |            |                     |
| 1 -       | 1:12.587              | + 11.886   | 11:11:36.407        | 11 -                   | 1:01.442        | + 0.741    | 11:21:53.454        |
| 2 -       | 1:02.945              | + 2.244    | 11:12:39.352        | 12 -                   | 1:00.748        | + 0.047    | 11:22:54.202        |
| 3 -       | 1:02.611              | + 1.910    | 11:13:41.963        | 13 -                   | 1:03.464        | + 2.763    | 11:23:57.666        |

Brands Hatch Indy  
Circuit Length = 1.1986 miles  
Start: 11:10 End: 11:31

Weather / Track : Cloudy / Drying

# Mini Challenge

## QUALIFYING - RACE 5 - LAP ANALYSIS

|           |   |            |                     |      |               |            |                     |
|-----------|---|------------|---------------------|------|---------------|------------|---------------------|
| 4 -       | 1:02.807                                | + 2.106    | 11:14:44.770        | 14 - | 1:00.885      | + 0.184    | 11:24:58.551        |
| 5 -       | 1:00.867                                | + 0.166    | 11:15:45.637        | 15 - | 1:00.934      | + 0.233    | 11:25:59.485        |
| 6 -       | <b>1:00.701</b>                         |            | <b>11:16:46.338</b> | 16 - | 1:00.722      | + 0.021    | 11:27:00.207        |
| 7 -       | 1:01.206                                | + 0.505    | 11:17:47.544        | 17 - | 1:01.279      | + 0.578    | 11:28:01.486        |
| 8 -       | 1:00.991                                | + 0.290    | 11:18:48.535        | 18 - | 1:01.639      | + 0.938    | 11:29:03.125        |
| 9 -       | 1:02.378                                | + 1.677    | 11:19:50.913        | 19 - | 1:01.522      | + 0.821    | 11:30:04.647        |
| 10 -      | 1:01.099                                | + 0.398    | 11:20:52.012        | 20 - | 1:00.975      | + 0.274    | 11:31:05.622        |
| <b>23</b> | <b>Chris PANAYIOTOU S Mini Cooper S</b> |            |                     |      |               |            |                     |
| 1 -       | 1:07.850                                | + 12.116   | 11:11:35.043        | 11 - | 1:03.141      | + 7.407    | 11:22:58.841        |
| 2 -       | 57.656                                  | + 1.922    | 11:12:32.699        | 12 - | 55.971        | + 0.237    | 11:23:54.812        |
| 3 -       | 57.302                                  | + 1.568    | 11:13:30.001        | 13 - | 55.958        | + 0.224    | 11:24:50.770        |
| 4 -       | <b>55.734</b>                           |            | <b>11:14:25.735</b> | 14 - | 55.985        | + 0.251    | 11:25:46.755        |
| 5 -       | 55.920                                  | + 0.186    | 11:15:21.655        | 15 - | 56.427        | + 0.693    | 11:26:43.182        |
| 6 -       | 56.551                                  | + 0.817    | 11:16:18.206        | 16 - | 55.909        | + 0.175    | 11:27:39.091        |
| 7 -       | 56.352                                  | + 0.618    | 11:17:14.558        | 17 - | 59.536        | + 3.802    | 11:28:38.627        |
| 8 -       | 56.635                                  | + 0.901    | 11:18:11.193        | 18 - | 55.908        | + 0.174    | 11:29:34.535        |
| 9 -       | 58.738                                  | + 3.004    | 11:19:09.931        | 19 - | 56.111        | + 0.377    | 11:30:30.646        |
| 10 -      | 2:45.769 P                              | + 1:50.035 | 11:21:55.700        |      |               |            |                     |
| <b>26</b> | <b>Lee ALLEN S Mini Cooper S</b>        |            |                     |      |               |            |                     |
| 1 -       | 1:07.743                                | + 12.266   | 11:11:19.041        | 11 - | 56.382        | + 0.905    | 11:22:17.210        |
| 2 -       | 57.898                                  | + 2.421    | 11:12:16.939        | 12 - | 56.247        | + 0.770    | 11:23:13.457        |
| 3 -       | 56.011                                  | + 0.534    | 11:13:12.950        | 13 - | 56.083        | + 0.606    | 11:24:09.540        |
| 4 -       | 55.562                                  | + 0.085    | 11:14:08.512        | 14 - | 1:00.279      | + 4.802    | 11:25:09.819        |
| 5 -       | 56.131                                  | + 0.654    | 11:15:04.643        | 15 - | 56.630        | + 1.153    | 11:26:06.449        |
| 6 -       | <b>55.477</b>                           |            | <b>11:16:00.120</b> | 16 - | 56.848        | + 1.371    | 11:27:03.297        |
| 7 -       | 55.820                                  | + 0.343    | 11:16:55.940        | 17 - | 59.196        | + 3.719    | 11:28:02.493        |
| 8 -       | 55.896                                  | + 0.419    | 11:17:51.836        | 18 - | 1:52.415 P    | + 56.938   | 11:29:54.908        |
| 9 -       | 2:20.075 P                              | + 1:24.598 | 11:20:11.911        | 19 - | 1:01.026      | + 5.549    | 11:30:55.934        |
| 10 -      | 1:08.917                                | + 13.440   | 11:21:20.828        |      |               |            |                     |
| <b>33</b> | <b>Laurance SAIT S Mini Cooper S</b>    |            |                     |      |               |            |                     |
| 1 -       | 1:12.954                                | + 16.846   | 11:11:45.347        | 11 - | 56.567        | + 0.459    | 11:21:14.527        |
| 2 -       | 58.383                                  | + 2.275    | 11:12:43.730        | 12 - | 56.302        | + 0.194    | 11:22:10.829        |
| 3 -       | 57.985                                  | + 1.877    | 11:13:41.715        | 13 - | 2:11.271 P    | + 1:15.163 | 11:24:22.100        |
| 4 -       | 56.891                                  | + 0.783    | 11:14:38.606        | 14 - | 1:03.095      | + 6.987    | 11:25:25.195        |
| 5 -       | 56.779                                  | + 0.671    | 11:15:35.385        | 15 - | 57.813        | + 1.705    | 11:26:23.008        |
| 6 -       | 57.136                                  | + 1.028    | 11:16:32.521        | 16 - | 56.268        | + 0.160    | 11:27:19.276        |
| 7 -       | 56.480                                  | + 0.372    | 11:17:29.001        | 17 - | 56.405        | + 0.297    | 11:28:15.681        |
| 8 -       | <b>56.108</b>                           |            | <b>11:18:25.109</b> | 18 - | 56.587        | + 0.479    | 11:29:12.268        |
| 9 -       | 56.155                                  | + 0.047    | 11:19:21.264        | 19 - | 56.447        | + 0.339    | 11:30:08.715        |
| 10 -      | 56.696                                  | + 0.588    | 11:20:17.960        |      |               |            |                     |
| <b>50</b> | <b>Jason RICHARDSON S Mini Cooper S</b> |            |                     |      |               |            |                     |
| 1 -       | 1:08.385                                | + 13.019   | 11:11:20.962        | 10 - | 2:33.679 P    | + 1:38.313 | 11:21:29.113        |
| 2 -       | 58.122                                  | + 2.756    | 11:12:19.084        | 11 - | 1:01.932      | + 6.566    | 11:22:31.045        |
| 3 -       | 56.307                                  | + 0.941    | 11:13:15.391        | 12 - | 56.697        | + 1.331    | 11:23:27.742        |
| 4 -       | 55.928                                  | + 0.562    | 11:14:11.319        | 13 - | <b>55.366</b> |            | <b>11:24:23.108</b> |
| 5 -       | 56.923                                  | + 1.557    | 11:15:08.242        | 14 - | 57.897        | + 2.531    | 11:25:21.005        |
| 6 -       | 57.877                                  | + 2.511    | 11:16:06.119        | 15 - | 55.571        | + 0.205    | 11:26:16.576        |
| 7 -       | 55.765                                  | + 0.399    | 11:17:01.884        | 16 - | 55.670        | + 0.304    | 11:27:12.246        |
| 8 -       | 57.482                                  | + 2.116    | 11:17:59.366        | 17 - | 2:23.615 P    | + 1:28.249 | 11:29:35.861        |
| 9 -       | 56.068                                  | + 0.702    | 11:18:55.434        |      |               |            |                     |
| <b>52</b> | <b>Keith ISSATT C Mini Cooper</b>       |            |                     |      |               |            |                     |
| 1 -       | 1:01.509                                | + 2.123    | 11:12:31.354        | 8 -  | 1:05.285      | + 5.899    | 11:21:13.304        |
| 2 -       | 1:00.345                                | + 0.959    | 11:13:31.699        | 9 -  | 1:00.370      | + 0.984    | 11:22:13.674        |
| 3 -       | <b>59.386</b>                           |            | <b>11:14:31.085</b> | 10 - | 1:15.890      | + 16.504   | 11:23:29.564        |
| 4 -       | 1:07.378                                | + 7.992    | 11:15:38.463        | 11 - | 1:01.620      | + 2.234    | 11:24:31.184        |
| 5 -       | 59.759                                  | + 0.373    | 11:16:38.222        | 12 - | 1:00.557      | + 1.171    | 11:25:31.741        |
| 6 -       | 1:09.884                                | + 10.498   | 11:17:48.106        | 13 - | 3:10.929 P    | + 2:11.543 | 11:28:42.670        |
| 7 -       | 2:19.913 P                              | + 1:20.527 | 11:20:08.019        |      |               |            |                     |

Brands Hatch Indy  
Circuit Length = 1.1986 miles  
Start: 11:10 End: 11:31

Weather / Track : Cloudy / Drying

# Mini Challenge

## QUALIFYING - RACE 5 - LAP ANALYSIS

|           |                        |          |                        |      |                 |            |                     |
|-----------|------------------------|----------|------------------------|------|-----------------|------------|---------------------|
| <b>55</b> | <b>James BLYTH</b>     |          | <b>C Mini Cooper</b>   |      |                 |            |                     |
| 1 -       | 1:10.420               | + 10.871 | 11:11:30.036           | 11 - | 59.910          | + 0.361    | 11:21:30.752        |
| 2 -       | 1:00.960               | + 1.411  | 11:12:30.996           | 12 - | 59.845          | + 0.296    | 11:22:30.597        |
| 3 -       | 59.903                 | + 0.354  | 11:13:30.899           | 13 - | 1:00.313        | + 0.764    | 11:23:30.910        |
| 4 -       | 59.951                 | + 0.402  | 11:14:30.850           | 14 - | 1:00.019        | + 0.470    | 11:24:30.929        |
| 5 -       | 59.875                 | + 0.326  | 11:15:30.725           | 15 - | 2:07.165 P      | + 1:07.616 | 11:26:38.094        |
| 6 -       | 59.750                 | + 0.201  | 11:16:30.475           | 16 - | 1:03.004        | + 3.455    | 11:27:41.098        |
| 7 -       | 1:00.694               | + 1.145  | 11:17:31.169           | 17 - | <b>59.549</b>   |            | <b>11:28:40.647</b> |
| 8 -       | 59.877                 | + 0.328  | 11:18:31.046           | 18 - | 1:07.483        | + 7.934    | 11:29:48.130        |
| 9 -       | 59.745                 | + 0.196  | 11:19:30.791           | 19 - | 1:01.498        | + 1.949    | 11:30:49.628        |
| 10 -      | 1:00.051               | + 0.502  | 11:20:30.842           |      |                 |            |                     |
| <b>57</b> | <b>Nick BOOTH</b>      |          | <b>C Mini Cooper</b>   |      |                 |            |                     |
| 1 -       | 1:10.365               | + 9.737  | 11:11:38.760           | 11 - | 1:02.848        | + 2.220    | 11:22:14.507        |
| 2 -       | 1:05.742               | + 5.114  | 11:12:44.502           | 12 - | 1:06.530        | + 5.902    | 11:23:21.037        |
| 3 -       | 1:01.346               | + 0.718  | 11:13:45.848           | 13 - | 1:00.742        | + 0.114    | 11:24:21.779        |
| 4 -       | 1:01.175               | + 0.547  | 11:14:47.023           | 14 - | 1:14.356        | + 13.728   | 11:25:36.135        |
| 5 -       | 1:02.958               | + 2.330  | 11:15:49.981           | 15 - | 1:05.975        | + 5.347    | 11:26:42.110        |
| 6 -       | 1:01.073               | + 0.445  | 11:16:51.054           | 16 - | <b>1:00.628</b> |            | <b>11:27:42.738</b> |
| 7 -       | 1:01.632               | + 1.004  | 11:17:52.686           | 17 - | 1:00.699        | + 0.071    | 11:28:43.437        |
| 8 -       | 1:06.463               | + 5.835  | 11:18:59.149           | 18 - | 1:03.118        | + 2.490    | 11:29:46.555        |
| 9 -       | 1:11.476               | + 10.848 | 11:20:10.625           | 19 - | 1:05.557        | + 4.929    | 11:30:52.112        |
| 10 -      | 1:01.034               | + 0.406  | 11:21:11.659           |      |                 |            |                     |
| <b>66</b> | <b>Steve LIQUORISH</b> |          | <b>S Mini Cooper S</b> |      |                 |            |                     |
| 1 -       | 1:09.103               | + 13.495 | 11:11:25.015           | 9 -  | 57.637          | + 2.029    | 11:18:59.313        |
| 2 -       | 57.572                 | + 1.964  | 11:12:22.587           | 10 - | 56.350          | + 0.742    | 11:19:55.663        |
| 3 -       | 56.066                 | + 0.458  | 11:13:18.653           | 11 - | 57.983          | + 2.375    | 11:20:53.646        |
| 4 -       | <b>55.608</b>          |          | <b>11:14:14.261</b>    | 12 - | 56.437          | + 0.829    | 11:21:50.083        |
| 5 -       | 58.550                 | + 2.942  | 11:15:12.811           | 13 - | 56.246          | + 0.638    | 11:22:46.329        |
| 6 -       | 57.110                 | + 1.502  | 11:16:09.921           | 14 - | 56.177          | + 0.569    | 11:23:42.506        |
| 7 -       | 55.995                 | + 0.387  | 11:17:05.916           | 15 - | 56.350          | + 0.742    | 11:24:38.856        |
| 8 -       | 55.760                 | + 0.152  | 11:18:01.676           | 16 - | 4:13.022 P      | + 3:17.414 | 11:28:51.878        |
| <b>70</b> | <b>Ollie MORTIMER</b>  |          | <b>S Mini Cooper S</b> |      |                 |            |                     |
| 1 -       | 1:06.276               | + 10.985 | 11:11:27.187           | 10 - | 1:01.416        | + 6.125    | 11:20:05.178        |
| 2 -       | 1:01.831               | + 6.540  | 11:12:29.018           | 11 - | 56.403          | + 1.112    | 11:21:01.581        |
| 3 -       | 55.696                 | + 0.405  | 11:13:24.714           | 12 - | 57.464          | + 2.173    | 11:21:59.045        |
| 4 -       | 56.789                 | + 1.498  | 11:14:21.503           | 13 - | 57.477          | + 2.186    | 11:22:56.522        |
| 5 -       | 55.325                 | + 0.034  | 11:15:16.828           | 14 - | 56.109          | + 0.818    | 11:23:52.631        |
| 6 -       | 56.989                 | + 1.698  | 11:16:13.817           | 15 - | 56.373          | + 1.082    | 11:24:49.004        |
| 7 -       | 58.184                 | + 2.893  | 11:17:12.001           | 16 - | 55.574          | + 0.283    | 11:25:44.578        |
| 8 -       | 56.470                 | + 1.179  | 11:18:08.471           | 17 - | 1:02.427        | + 7.136    | 11:26:47.005        |
| 9 -       | <b>55.291</b>          |          | <b>11:19:03.762</b>    | 18 - | 55.533          | + 0.242    | 11:27:42.538        |
| <b>76</b> | <b>Graeme PARSONS</b>  |          | <b>C Mini Cooper</b>   |      |                 |            |                     |
| 1 -       | 1:13.251               | + 13.341 | 11:11:54.874           | 11 - | 1:02.064        | + 2.154    | 11:22:03.572        |
| 2 -       | 1:03.183               | + 3.273  | 11:12:58.057           | 12 - | 1:01.063        | + 1.153    | 11:23:04.635        |
| 3 -       | 1:01.863               | + 1.953  | 11:13:59.920           | 13 - | 1:01.384        | + 1.474    | 11:24:06.019        |
| 4 -       | 1:00.409               | + 0.499  | 11:15:00.329           | 14 - | 1:00.160        | + 0.250    | 11:25:06.179        |
| 5 -       | 1:00.244               | + 0.334  | 11:16:00.573           | 15 - | 1:02.789        | + 2.879    | 11:26:08.968        |
| 6 -       | <b>59.910</b>          |          | <b>11:17:00.483</b>    | 16 - | 1:01.610        | + 1.700    | 11:27:10.578        |
| 7 -       | 1:00.498               | + 0.588  | 11:18:00.981           | 17 - | 59.929          | + 0.019    | 11:28:10.507        |
| 8 -       | 1:00.461               | + 0.551  | 11:19:01.442           | 18 - | 1:00.036        | + 0.126    | 11:29:10.543        |
| 9 -       | 1:00.045               | + 0.135  | 11:20:01.487           | 19 - | 1:00.204        | + 0.294    | 11:30:10.747        |
| 10 -      | 1:00.021               | + 0.111  | 11:21:01.508           |      |                 |            |                     |
| <b>77</b> | <b>Nigel JOHNSON</b>   |          | <b>C Mini Cooper</b>   |      |                 |            |                     |
| 1 -       | 1:12.867               | + 11.412 | 11:11:57.738           | 10 - | 1:02.415        | + 0.960    | 11:21:24.036        |
| 2 -       | 1:04.841               | + 3.386  | 11:13:02.579           | 11 - | 1:02.386        | + 0.931    | 11:22:26.422        |
| 3 -       | 1:04.297               | + 2.842  | 11:14:06.876           | 12 - | 1:02.203        | + 0.748    | 11:23:28.625        |
| 4 -       | 1:03.106               | + 1.651  | 11:15:09.982           | 13 - | 1:02.816        | + 1.361    | 11:24:31.441        |
| 5 -       | 1:02.799               | + 1.344  | 11:16:12.781           | 14 - | 1:02.023        | + 0.568    | 11:25:33.464        |
| 6 -       | 1:02.680               | + 1.225  | 11:17:15.461           | 15 - | 2:05.534 P      | + 1:04.079 | 11:27:38.998        |

Brands Hatch Indy  
Circuit Length = 1.1986 miles  
Start: 11:10 End: 11:31

Weather / Track : Cloudy / Drying

## Mini Challenge


### QUALIFYING - RACE 5 - LAP ANALYSIS

|           |                                       |            |              |      |                 |         |                     |
|-----------|---------------------------------------|------------|--------------|------|-----------------|---------|---------------------|
| 7 -       | 1:02.124                              | + 0.669    | 11:18:17.585 | 16 - | 1:07.094        | + 5.639 | 11:28:46.092        |
| 8 -       | 1:01.676                              | + 0.221    | 11:19:19.261 | 17 - | 1:01.661        | + 0.206 | 11:29:47.753        |
| 9 -       | 1:02.360                              | + 0.905    | 11:20:21.621 | 18 - | <b>1:01.455</b> |         | <b>11:30:49.208</b> |
| <b>97</b> | <b>Roger GRIMSHAW S Mini Cooper S</b> |            |              |      |                 |         |                     |
| 1 -       | 1:11.732                              | + 15.191   | 11:11:42.935 | 9 -  | 58.058          | + 1.517 | 11:24:15.316        |
| 2 -       | 1:03.345                              | + 6.804    | 11:12:46.280 | 10 - | 56.802          | + 0.261 | 11:25:12.118        |
| 3 -       | 1:14.853                              | + 18.312   | 11:14:01.133 | 11 - | 57.080          | + 0.539 | 11:26:09.198        |
| 4 -       | 1:00.387                              | + 3.846    | 11:15:01.520 | 12 - | 57.085          | + 0.544 | 11:27:06.283        |
| 5 -       | 5:19.923 P                            | + 4:23.382 | 11:20:21.443 | 13 - | <b>56.541</b>   |         | <b>11:28:02.824</b> |
| 6 -       | 1:01.911                              | + 5.370    | 11:21:23.354 | 14 - | 56.735          | + 0.194 | 11:28:59.559        |
| 7 -       | 57.122                                | + 0.581    | 11:22:20.476 | 15 - | 57.738          | + 1.197 | 11:29:57.297        |
| 8 -       | 56.782                                | + 0.241    | 11:23:17.258 | 16 - | 58.307          | + 1.766 | 11:30:55.604        |



# Mini Challenge

## RACE 5 - GRID - AMENDED

|  |                               |                             |
|--|-------------------------------|-----------------------------|
| ROW 12   | 1:01.455<br>77 Nigel JOHNSON  | 1:03.747<br>3 Roger BATES   |
| ROW 11   | 1:00.701<br>19 Sarah PARSONS  | 1:00.879<br>9 Kevin OCONNOR |
| ROW 10   | 1:00.501<br>10 Dave NIXON     | 1:00.628<br>57 Nick BOOTH   |
| ROW 9  | 1:00.426<br>2 Luke CAUDLE     | 59.735<br>6 Joey POWIS      |
| ROW 8  | 59.549<br>55 James BLYTH      | 59.910<br>76 Graeme PARSONS |
| ROW 7  | 56.541<br>97 Roger GRIMSHAW   | 59.386<br>52 Keith ISSATT   |
| ROW 6  | 55.734<br>23 Chris PANAYIOTOU | 56.108<br>33 Laurance SAIT  |
| ROW 5  | 55.608<br>66 Steve LIQUORISH  | 55.720<br>17 Carl BENNETT   |
| ROW 4  | 55.477<br>26 Lee ALLEN        | 55.502<br>4 Shaun KING      |
| ROW 3  | 55.403<br>7 Arthur FORSTER    | 55.457<br>12 Jack STANFORD  |
| ROW 2  | 55.366<br>50 Jason RICHARDSON | 55.374<br>5 Phil HOUSE      |
| ROW 1  | 55.291<br>70 Ollie MORTIMER   | 55.365<br>1 Martin DEPPEP   |
| <b>Pole</b>  |                               |                             |
|  |                               |                             |

Car 6 - 2 place grid penalty in accordance with championship regulation 4.2.2

Brands Hatch Indy  
Circuit Length = 1.1986 miles

**These results are provisional until the conclusion of any judicial and technical matters.**

Clerk of Course :

Timekeeper :

# Mini Challenge

## RACE 5 - CLASSIFICATION

| POS | NO | CL | NAME             | ENTRY         | LAPS | TIME      | GAP    | DIFF   | MPH   | BEST     | ON |
|-----|----|----|------------------|---------------|------|-----------|--------|--------|-------|----------|----|
| 1   | 1  | S  | Martin DEPPER    | Mini Cooper S | 22   | 20:39.314 |        |        | 76.59 | 55.590   | 5  |
| 2   | 70 | S  | Ollie MORTIMER   | Mini Cooper S | 22   | 20:41.579 | 2.265  | 2.265  | 76.45 | 55.707   | 7  |
| 3   | 7  | S  | Arthur FORSTER   | Mini Cooper S | 22   | 20:42.218 | 2.904  | 0.639  | 76.42 | 55.278   | 2  |
| 4   | 5  | S  | Phil HOUSE       | Mini Cooper S | 22   | 20:45.006 | 5.692  | 2.788  | 76.24 | 55.583   | 2  |
| 5   | 12 | S  | Jack STANFORD    | Mini Cooper S | 22   | 20:46.714 | 7.400  | 1.708  | 76.14 | 55.533   | 2  |
| 6   | 26 | S  | Lee ALLEN        | Mini Cooper S | 22   | 20:51.000 | 11.686 | 4.286  | 75.88 | 55.771   | 3  |
| 7   | 4  | S  | Shaun KING       | Mini Cooper S | 22   | 20:51.289 | 11.975 | 0.289  | 75.86 | 55.802   | 7  |
| 8   | 66 | S  | Steve LIQUORISH  | Mini Cooper S | 22   | 20:53.239 | 13.925 | 1.950  | 75.74 | 56.036   | 7  |
| 9   | 50 | S  | Jason RICHARDSON | Mini Cooper S | 22   | 20:53.968 | 14.654 | 0.729  | 75.70 | 55.870   | 6  |
| 10  | 17 | S  | Carl BENNETT     | Mini Cooper S | 22   | 20:54.191 | 14.877 | 0.223  | 75.69 | 56.045   | 9  |
| 11  | 23 | S  | Chris PANAYIOTOU | Mini Cooper S | 22   | 20:54.757 | 15.443 | 0.566  | 75.65 | 56.120   | 4  |
| 12  | 33 | S  | Laurance SAIT    | Mini Cooper S | 22   | 20:58.055 | 18.741 | 3.298  | 75.45 | 56.187   | 5  |
| 13  | 97 | S  | Roger GRIMSHAW   | Mini Cooper S | 21   | 20:41.673 | 1 lap  | 1 lap  | 72.97 | 56.975   | 10 |
| 14  | 55 | C  | James BLYTH      | Mini Cooper   | 21   | 21:17.846 | 1 lap  | 36.173 | 70.91 | 59.887   | 9  |
| 15  | 76 | C  | Graeme PARSONS   | Mini Cooper   | 21   | 21:19.678 | 1 lap  | 1.832  | 70.81 | 59.640   | 9  |
| 16  | 2  | C  | Luke CAUDLE      | Mini Cooper   | 21   | 21:24.083 | 1 lap  | 4.405  | 70.56 | 59.970   | 19 |
| 17  | 6  | C  | Joey POWIS       | Mini Cooper   | 21   | 21:25.151 | 1 lap  | 1.068  | 70.51 | 59.980   | 5  |
| 18  | 52 | C  | Keith ISSATT     | Mini Cooper   | 21   | 21:25.333 | 1 lap  | 0.182  | 70.50 | 59.953   | 9  |
| 19  | 9  | C  | Kevin OCONNOR    | Mini Cooper   | 21   | 21:38.620 | 1 lap  | 13.287 | 69.77 | 1:00.500 | 8  |
| 20  | 10 | C  | Dave NIXON       | Mini Cooper   | 21   | 21:38.912 | 1 lap  | 0.292  | 69.76 | 1:00.304 | 4  |
| 21  | 77 | C  | Nigel JOHNSON    | Mini Cooper   | 21   | 21:39.786 | 1 lap  | 0.874  | 69.71 | 1:00.769 | 20 |
| 22  | 19 | C  | Sarah PARSONS    | Mini Cooper   | 20   | 20:39.490 | 2 laps | 1 lap  | 69.62 | 1:00.901 | 13 |
| 23  | 57 | C  | Nick BOOTH       | Mini Cooper   | 20   | 20:45.542 | 2 laps | 6.052  | 69.28 | 1:00.515 | 8  |
| 24  | 3  | C  | Roger BATES      | Mini Cooper   | 20   | 21:35.981 | 2 laps | 50.439 | 66.59 | 1:02.689 | 14 |

### FASTEST LAP

|    |   |                |               |   |        |           |            |
|----|---|----------------|---------------|---|--------|-----------|------------|
| 7  | S | Arthur FORSTER | Mini Cooper S | 2 | 55.278 | 78.06 mph | 125.62 kph |
| 76 | C | Graeme PARSONS | Mini Cooper   | 9 | 59.640 | 72.35 mph | 116.43 kph |

Weather / Track : Bright / Dry

These results are provisional until the conclusion of any judicial and technical matters.

Brands Hatch Indy  
Circuit Length = 1.1986 miles  
Start: 16:00 End: 16:22

|                   |  |              |
|-------------------|--|--------------|
| Clerk of Course : |  | Timekeeper : |
|-------------------|--|--------------|

# Mini Challenge

## RACE 5 - LAP CHART

| Lap 1 |        |          | Lap 2 |        |          | Lap 3 |        |          | Lap 4 |        |          | Lap 5 |        |          |
|-------|--------|----------|-------|--------|----------|-------|--------|----------|-------|--------|----------|-------|--------|----------|
| No    | Behind | Laptime  | No    | Behind | Laptime  | No    | Behind | Laptime  | No    | Behind | Laptime  | No    | Behind | Laptime  |
| 70    |        | 1:02.804 | 70    |        | 55.854   | 1     |        | 55.748   | 1     |        | 55.767   | 1     |        | 55.590   |
| 1     | 0.256  | 1:03.060 | 1     | 0.207  | 55.805   | 70    | 0.038  | 55.993   | 12    | 0.441  | 55.861   | 70    | 1.185  | 56.102   |
| 12    | 0.769  | 1:03.573 | 12    | 0.448  | 55.533   | 12    | 0.347  | 55.854   | 70    | 0.673  | 56.402   | 12    | 1.320  | 56.469   |
| 5     | 1.144  | 1:03.948 | 5     | 0.873  | 55.583   | 5     | 0.521  | 55.603   | 7     | 0.839  | 56.007   | 7     | 1.321  | 56.072   |
| 7     | 1.757  | 1:04.561 | 7     | 1.181  | 55.278   | 7     | 0.599  | 55.373   | 5     | 1.318  | 56.564   | 5     | 1.751  | 56.023   |
| 26    | 2.127  | 1:04.931 | 26    | 2.320  | 56.047   | 26    | 2.136  | 55.771   | 26    | 2.836  | 56.467   | 26    | 3.348  | 56.102   |
| 50    | 2.472  | 1:05.276 | 50    | 2.899  | 56.281   | 4     | 3.761  | 56.593   | 4     | 3.901  | 55.907   | 4     | 4.201  | 55.890   |
| 4     | 2.574  | 1:05.378 | 4     | 3.123  | 56.403   | 50    | 4.359  | 57.415   | 50    | 4.944  | 56.352   | 50    | 5.475  | 56.121   |
| 66    | 3.312  | 1:06.116 | 66    | 3.758  | 56.300   | 66    | 4.612  | 56.809   | 66    | 5.204  | 56.359   | 66    | 5.681  | 56.067   |
| 17    | 4.067  | 1:06.871 | 17    | 4.390  | 56.177   | 17    | 4.865  | 56.430   | 17    | 5.368  | 56.270   | 17    | 6.336  | 56.558   |
| 23    | 4.362  | 1:07.166 | 23    | 5.254  | 56.746   | 23    | 5.505  | 56.206   | 23    | 5.858  | 56.120   | 23    | 6.612  | 56.344   |
| 33    | 6.434  | 1:09.238 | 33    | 7.051  | 56.471   | 33    | 7.343  | 56.247   | 33    | 7.878  | 56.302   | 33    | 8.475  | 56.187   |
| 52    | 7.690  | 1:10.494 | 52    | 12.188 | 1:00.352 | 52    | 16.531 | 1:00.298 | 52    | 21.247 | 1:00.483 | 52    | 25.713 | 1:00.056 |
| 55    | 7.992  | 1:10.796 | 55    | 12.448 | 1:00.310 | 55    | 16.877 | 1:00.384 | 55    | 21.520 | 1:00.410 | 55    | 26.000 | 1:00.070 |
| 6     | 8.294  | 1:11.098 | 6     | 13.299 | 1:00.859 | 76    | 17.172 | 59.793   | 76    | 21.742 | 1:00.337 | 76    | 26.355 | 1:00.203 |
| 76    | 8.753  | 1:11.557 | 76    | 13.334 | 1:00.435 | 6     | 17.883 | 1:00.539 | 6     | 22.312 | 1:00.196 | 6     | 26.702 | 59.980   |
| 2     | 9.471  | 1:12.275 | 2     | 13.717 | 1:00.100 | 2     | 18.349 | 1:00.587 | 2     | 22.838 | 1:00.256 | 2     | 27.633 | 1:00.385 |
| 10    | 9.806  | 1:12.610 | 10    | 14.482 | 1:00.530 | 10    | 19.417 | 1:00.890 | 10    | 23.954 | 1:00.304 | 57    | 31.449 | 1:00.873 |
| 57    | 11.109 | 1:13.913 | 57    | 16.265 | 1:01.010 | 57    | 21.281 | 1:00.971 | 57    | 26.166 | 1:00.652 | 97    | 31.495 | 58.339   |
| 9     | 11.316 | 1:14.120 | 9     | 16.732 | 1:01.270 | 9     | 21.635 | 1:00.858 | 9     | 26.601 | 1:00.733 | 9     | 31.577 | 1:00.566 |
| 77    | 11.900 | 1:14.704 | 77    | 17.586 | 1:01.540 | 77    | 22.512 | 1:00.881 | 77    | 27.883 | 1:01.138 | 10    | 32.173 | 1:03.809 |
| 19    | 12.024 | 1:14.828 | 19    | 18.225 | 1:02.055 | 19    | 23.308 | 1:01.038 | 19    | 28.650 | 1:01.109 | 77    | 33.658 | 1:01.365 |
| 3     | 13.367 | 1:16.171 | 3     | 21.144 | 1:03.631 | 97    | 27.320 | 57.718   | 97    | 28.746 | 57.193   | 19    | 34.382 | 1:01.322 |
| 97    | 22.938 | 1:25.742 | 97    | 25.557 | 58.473   | 3     | 29.661 | 1:04.472 | 3     | 38.921 | 1:05.027 | 3     | 47.727 | 1:04.396 |

# Mini Challenge

## RACE 5 - LAP CHART

| Lap 6 |        |          | Lap 7 |        |          | Lap 8 |        |          | Lap 9 |        |          | Lap 10 |        |          |
|-------|--------|----------|-------|--------|----------|-------|--------|----------|-------|--------|----------|--------|--------|----------|
| No    | Behind | Laptime  | No    | Behind | Laptime  | No    | Behind | Laptime  | No    | Behind | Laptime  | No     | Behind | Laptime  |
| 1     |        | 55.657   | 1     |        | 55.872   | 1     |        | 55.920   | 1     |        | 55.856   | 1      |        | 55.748   |
| 70    | 1.480  | 55.952   | 3     | 1 LAP  | 1:05.099 | 70    | 1.143  | 55.748   | 70    | 1.315  | 56.028   | 19     | 1 LAP  | 1:01.312 |
| 7     | 2.457  | 56.793   | 70    | 1.315  | 55.707   | 7     | 2.624  | 56.327   | 7     | 2.543  | 55.775   | 70     | 1.574  | 56.007   |
| 12    | 2.640  | 56.977   | 7     | 2.217  | 55.632   | 5     | 3.104  | 55.938   | 5     | 3.035  | 55.787   | 7      | 2.615  | 55.820   |
| 5     | 2.903  | 56.809   | 5     | 3.086  | 56.055   | 12    | 3.934  | 56.630   | 12    | 4.148  | 56.070   | 5      | 3.117  | 55.830   |
| 26    | 3.895  | 56.204   | 12    | 3.224  | 56.456   | 26    | 4.316  | 56.181   | 26    | 4.792  | 56.332   | 12     | 4.819  | 56.419   |
| 4     | 4.650  | 56.106   | 26    | 4.055  | 56.032   | 4     | 4.969  | 56.309   | 4     | 5.310  | 56.197   | 26     | 5.378  | 56.334   |
| 50    | 5.688  | 55.870   | 4     | 4.580  | 55.802   | 50    | 6.199  | 56.372   | 50    | 6.284  | 55.941   | 4      | 5.762  | 56.200   |
| 66    | 6.198  | 56.174   | 50    | 5.747  | 55.931   | 66    | 6.697  | 56.255   | 66    | 6.984  | 56.143   | 50     | 6.643  | 56.107   |
| 17    | 6.783  | 56.104   | 66    | 6.362  | 56.036   | 17    | 7.536  | 56.424   | 17    | 7.725  | 56.045   | 66     | 7.414  | 56.178   |
| 23    | 7.330  | 56.375   | 17    | 7.032  | 56.121   | 23    | 9.023  | 57.000   | 23    | 9.530  | 56.363   | 17     | 8.449  | 56.472   |
| 33    | 9.417  | 56.599   | 23    | 7.943  | 56.485   | 33    | 10.676 | 56.621   | 33    | 11.294 | 56.474   | 23     | 10.379 | 56.597   |
| 52    | 30.707 | 1:00.651 | 33    | 9.975  | 56.430   | 3     | 1 LAP  | 1:05.901 | 3     | 1 LAP  | 1:03.680 | 33     | 12.143 | 56.597   |
| 55    | 31.003 | 1:00.660 | 52    | 34.956 | 1:00.121 | 97    | 38.797 | 59.574   | 97    | 41.027 | 58.086   | 3      | 1 LAP  | 1:04.446 |
| 76    | 31.716 | 1:01.018 | 97    | 35.143 | 57.937   | 52    | 39.930 | 1:00.894 | 52    | 44.027 | 59.953   | 97     | 42.254 | 56.975   |
| 6     | 32.181 | 1:01.136 | 55    | 35.200 | 1:00.069 | 55    | 40.160 | 1:00.880 | 55    | 44.191 | 59.887   | 52     | 48.739 | 1:00.460 |
| 2     | 32.341 | 1:00.365 | 76    | 35.811 | 59.967   | 76    | 40.772 | 1:00.881 | 76    | 44.556 | 59.640   | 55     | 48.974 | 1:00.531 |
| 97    | 33.078 | 57.240   | 6     | 37.182 | 1:00.873 | 6     | 41.608 | 1:00.346 | 6     | 45.836 | 1:00.084 | 76     | 49.149 | 1:00.341 |
| 57    | 37.301 | 1:01.509 | 2     | 38.271 | 1:01.802 | 2     | 42.489 | 1:00.138 | 2     | 47.019 | 1:00.386 | 6      | 50.232 | 1:00.144 |
| 9     | 37.430 | 1:01.510 | 57    | 42.093 | 1:00.664 | 57    | 46.688 | 1:00.515 | 57    | 51.409 | 1:00.577 | 2      | 51.535 | 1:00.264 |
| 10    | 37.961 | 1:01.445 | 9     | 42.333 | 1:00.775 | 9     | 46.913 | 1:00.500 | 9     | 51.710 | 1:00.653 |        |        |          |
| 77    | 39.058 | 1:01.057 | 10    | 42.965 | 1:00.876 | 10    | 48.141 | 1:01.096 | 10    | 53.248 | 1:00.963 |        |        |          |
| 19    | 39.993 | 1:01.268 | 77    | 44.033 | 1:00.847 | 77    | 48.985 | 1:00.872 | 77    | 54.025 | 1:00.896 |        |        |          |
|       |        |          | 19    | 45.142 | 1:01.021 | 19    | 50.569 | 1:01.347 |       |        |          |        |        |          |

# Mini Challenge

## RACE 5 - LAP CHART

| Lap 11 |        |          | Lap 12 |        |          | Lap 13 |        |          | Lap 14 |        |          | Lap 15 |        |          |
|--------|--------|----------|--------|--------|----------|--------|--------|----------|--------|--------|----------|--------|--------|----------|
| No     | Behind | Laptime  | No     | Behind | Laptime  | No     | Behind | Laptime  | No     | Behind | Laptime  | No     | Behind | Laptime  |
| 1      |        | 56.188   | 1      |        | 55.914   | 1      |        | 56.314   | 1      |        | 55.921   | 1      |        | 56.101   |
| 57     | 1 LAP  | 1:00.717 | 70     | 1.840  | 56.163   | 70     | 1.622  | 56.096   | 70     | 1.732  | 56.031   | 70     | 1.663  | 56.032   |
| 9      | 1 LAP  | 1:00.640 | 7      | 2.791  | 56.160   | 52     | 1 LAP  | 1:00.447 | 7      | 2.866  | 56.021   | 7      | 2.505  | 55.740   |
| 70     | 1.591  | 56.205   | 5      | 4.052  | 57.052   | 55     | 1 LAP  | 1:00.837 | 5      | 5.038  | 57.228   | 3      | 2 LAPS | 1:04.032 |
| 7      | 2.545  | 56.118   | 12     | 5.391  | 56.620   | 76     | 1 LAP  | 1:01.186 | 55     | 1 LAP  | 1:00.241 | 5      | 4.969  | 56.032   |
| 10     | 1 LAP  | 1:01.340 | 57     | 1 LAP  | 1:01.118 | 7      | 2.766  | 56.289   | 12     | 6.527  | 57.001   | 12     | 6.591  | 56.165   |
| 5      | 2.914  | 55.985   | 9      | 1 LAP  | 1:01.786 | 6      | 1 LAP  | 1:00.829 | 76     | 1 LAP  | 1:01.378 | 26     | 8.547  | 56.439   |
| 77     | 1 LAP  | 1:01.282 | 26     | 7.325  | 57.767   | 5      | 3.731  | 55.993   | 52     | 1 LAP  | 1:02.395 | 4      | 10.211 | 56.927   |
| 12     | 4.685  | 56.054   | 4      | 7.754  | 57.830   | 2      | 1 LAP  | 1:00.721 | 26     | 8.209  | 56.606   | 55     | 1 LAP  | 1:00.104 |
| 19     | 1 LAP  | 1:01.364 | 50     | 8.058  | 57.377   | 12     | 5.447  | 56.370   | 6      | 1 LAP  | 1:01.341 | 50     | 11.380 | 57.297   |
| 26     | 5.472  | 56.282   | 10     | 1 LAP  | 1:01.494 | 26     | 7.524  | 56.513   | 2      | 1 LAP  | 1:00.597 | 66     | 11.655 | 57.259   |
| 4      | 5.838  | 56.264   | 66     | 9.054  | 56.939   | 4      | 9.040  | 57.600   | 4      | 9.385  | 56.266   | 76     | 1 LAP  | 1:00.258 |
| 50     | 6.595  | 56.140   | 17     | 9.519  | 56.696   | 50     | 9.536  | 57.792   | 50     | 10.184 | 56.569   | 17     | 12.819 | 57.640   |
| 66     | 8.029  | 56.803   | 77     | 1 LAP  | 1:02.451 | 66     | 9.862  | 57.122   | 66     | 10.497 | 56.556   | 52     | 1 LAP  | 1:01.428 |
| 17     | 8.737  | 56.476   | 23     | 11.287 | 56.410   | 17     | 10.544 | 57.339   | 17     | 11.280 | 56.657   | 23     | 13.731 | 56.787   |
| 23     | 10.791 | 56.600   | 19     | 1 LAP  | 1:01.862 | 57     | 1 LAP  | 1:02.027 | 23     | 13.045 | 56.662   | 6      | 1 LAP  | 1:01.768 |
| 33     | 12.411 | 56.456   | 33     | 13.124 | 56.627   | 23     | 12.304 | 57.331   | 33     | 15.283 | 57.397   | 2      | 1 LAP  | 1:02.126 |
| 3      | 1 LAP  | 1:04.675 | 3      | 1 LAP  | 1:04.442 | 9      | 1 LAP  | 1:02.832 | 57     | 1 LAP  | 1:01.607 | 33     | 15.690 | 56.508   |
| 97     | 43.897 | 57.831   | 97     | 45.414 | 57.431   | 10     | 1 LAP  | 1:01.827 | 9      | 1 LAP  | 1:01.392 | 9      | 1 LAP  | 1:01.062 |
| 55     | 53.431 | 1:00.645 |        |        |          | 33     | 13.807 | 56.997   | 10     | 1 LAP  | 1:00.833 | 10     | 1 LAP  | 1:02.081 |
| 52     | 53.453 | 1:00.902 |        |        |          | 77     | 1 LAP  | 1:01.188 | 77     | 1 LAP  | 1:01.152 | 77     | 1 LAP  | 1:01.153 |
| 76     | 53.650 | 1:00.689 |        |        |          | 19     | 1 LAP  | 1:01.539 | 19     | 1 LAP  | 1:00.901 | 19     | 1 LAP  | 1:01.197 |
| 6      | 54.455 | 1:00.411 |        |        |          | 97     | 46.491 | 57.391   | 97     | 48.344 | 57.774   | 57     | 1 LAP  | 1:09.511 |
| 2      | 55.839 | 1:00.492 |        |        |          | 3      | 1 LAP  | 1:02.844 |        |        |          | 97     | 49.723 | 57.480   |

# Mini Challenge

## RACE 5 - LAP CHART

| Lap 16 |        |          | Lap 17 |        |          | Lap 18 |        |          | Lap 19 |        |          | Lap 20 |        |          |
|--------|--------|----------|--------|--------|----------|--------|--------|----------|--------|--------|----------|--------|--------|----------|
| No     | Behind | Laptime  | No     | Behind | Laptime  | No     | Behind | Laptime  | No     | Behind | Laptime  | No     | Behind | Laptime  |
| 1      |        | 56.045   | 1      |        | 56.048   | 1      |        | 56.054   | 1      |        | 56.105   | 1      |        | 56.142   |
| 70     | 1.528  | 55.910   | 70     | 1.293  | 55.813   | 70     | 1.755  | 56.516   | 70     | 1.608  | 55.958   | 7      | 1.929  | 56.314   |
| 7      | 2.296  | 55.836   | 7      | 2.256  | 56.008   | 7      | 2.167  | 55.965   | 7      | 1.757  | 55.695   | 70     | 2.130  | 56.664   |
| 5      | 5.013  | 56.089   | 5      | 4.946  | 55.981   | 5      | 4.948  | 56.056   | 5      | 5.245  | 56.402   | 5      | 5.599  | 56.496   |
| 12     | 6.793  | 56.247   | 12     | 7.053  | 56.308   | 12     | 7.448  | 56.449   | 12     | 7.689  | 56.346   | 12     | 8.157  | 56.610   |
| 26     | 8.792  | 56.290   | 26     | 9.643  | 56.899   | 26     | 10.418 | 56.829   | 26     | 10.973 | 56.660   | 26     | 11.414 | 56.583   |
| 3      | 2 LAPS | 1:02.689 | 4      | 10.699 | 56.430   | 4      | 11.137 | 56.492   | 4      | 11.223 | 56.191   | 4      | 11.991 | 56.910   |
| 4      | 10.317 | 56.151   | 66     | 12.907 | 56.964   | 66     | 13.289 | 56.436   | 66     | 13.700 | 56.516   | 66     | 14.342 | 56.784   |
| 50     | 11.698 | 56.363   | 50     | 13.407 | 57.757   | 50     | 14.337 | 56.984   | 50     | 14.842 | 56.610   | 50     | 15.095 | 56.395   |
| 66     | 11.991 | 56.381   | 17     | 14.019 | 56.711   | 17     | 14.635 | 56.670   | 17     | 15.033 | 56.503   | 17     | 15.594 | 56.703   |
| 17     | 13.356 | 56.582   | 23     | 15.063 | 56.480   | 23     | 15.473 | 56.464   | 23     | 15.845 | 56.477   | 23     | 16.137 | 56.434   |
| 23     | 14.631 | 56.945   | 33     | 17.343 | 56.723   | 33     | 17.782 | 56.493   | 33     | 18.250 | 56.573   | 33     | 18.715 | 56.607   |
| 55     | 1 LAP  | 1:01.140 | 3      | 2 LAPS | 1:04.486 | 55     | 1 LAP  | 1:00.436 | 55     | 1 LAP  | 1:00.073 | 55     | 1 LAP  | 1:00.134 |
| 76     | 1 LAP  | 1:00.466 | 55     | 1 LAP  | 1:00.152 | 76     | 1 LAP  | 1:00.392 | 76     | 1 LAP  | 1:00.363 | 76     | 1 LAP  | 1:00.062 |
| 33     | 16.668 | 57.023   | 76     | 1 LAP  | 1:00.224 | 6      | 1 LAP  | 1:01.251 | 6      | 1 LAP  | 1:00.243 | 6      | 1 LAP  | 1:00.058 |
| 52     | 1 LAP  | 1:00.997 | 52     | 1 LAP  | 1:00.484 | 2      | 1 LAP  | 1:00.893 | 2      | 1 LAP  | 1:00.486 | 2      | 1 LAP  | 59.970   |
| 6      | 1 LAP  | 1:00.638 | 6      | 1 LAP  | 1:00.343 | 52     | 1 LAP  | 1:01.916 | 52     | 1 LAP  | 1:00.420 | 52     | 1 LAP  | 1:00.104 |
| 2      | 1 LAP  | 1:00.399 | 2      | 1 LAP  | 1:00.157 | 3      | 2 LAPS | 1:06.741 | 3      | 2 LAPS | 1:03.549 | 3      | 2 LAPS | 1:02.754 |
| 9      | 1 LAP  | 1:01.252 | 9      | 1 LAP  | 1:01.321 | 9      | 1 LAP  | 1:01.285 | 9      | 1 LAP  | 1:01.448 | 9      | 1 LAP  | 1:01.947 |
| 10     | 1 LAP  | 1:01.107 | 10     | 1 LAP  | 1:01.279 | 10     | 1 LAP  | 1:00.977 | 10     | 1 LAP  | 1:01.032 | 10     | 1 LAP  | 1:01.838 |
| 77     | 1 LAP  | 1:01.039 | 77     | 1 LAP  | 1:01.389 | 77     | 1 LAP  | 1:02.048 | 77     | 1 LAP  | 1:01.576 | 77     | 1 LAP  | 1:01.494 |
| 19     | 1 LAP  | 1:01.324 | 19     | 1 LAP  | 1:01.448 | 19     | 1 LAP  | 1:01.203 | 19     | 1 LAP  | 1:01.018 | 19     | 1 LAP  | 1:01.387 |
| 57     | 1 LAP  | 1:01.299 | 57     | 1 LAP  | 1:01.442 | 57     | 1 LAP  | 1:01.374 | 57     | 1 LAP  | 1:00.962 | 57     | 1 LAP  | 1:01.212 |
| 97     | 51.158 | 57.480   | 97     | 52.474 | 57.364   | 97     | 53.813 | 57.393   | 97     | 54.940 | 57.232   |        |        |          |


## Mini Challenge

### RACE 5 - LAP CHART

| Lap 21 |        |          | Lap 22 |        |          |
|--------|--------|----------|--------|--------|----------|
| No     | Behind | Laptime  | No     | Behind | Laptime  |
| 1      |        | 56.276   | 1      |        | 57.183   |
| 97     | 1 LAP  | 58.503   | 19     | 2 LAPS | 1:00.947 |
| 7      | 2.909  | 57.256   | 70     | 2.265  | 56.513   |
| 70     | 2.935  | 57.081   | 97     | 1 LAP  | 58.517   |
| 5      | 5.563  | 56.240   | 7      | 2.904  | 57.178   |
| 12     | 8.028  | 56.147   | 5      | 5.692  | 57.312   |
| 26     | 11.851 | 56.713   | 57     | 2 LAPS | 1:03.589 |
| 4      | 12.218 | 56.503   | 12     | 7.400  | 56.555   |
| 66     | 14.656 | 56.590   | 26     | 11.686 | 57.018   |
| 50     | 15.327 | 56.508   | 4      | 11.975 | 56.940   |
| 17     | 15.542 | 56.224   | 66     | 13.925 | 56.452   |
| 23     | 16.187 | 56.326   | 50     | 14.654 | 56.510   |
| 33     | 18.897 | 56.458   | 17     | 14.877 | 56.518   |
| 55     | 1 LAP  | 59.971   | 23     | 15.443 | 56.439   |
| 76     | 1 LAP  | 1:00.186 | 33     | 18.741 | 57.027   |
| 2      | 1 LAP  | 1:01.117 | 55     | 1 LAP  | 1:00.116 |
| 6      | 1 LAP  | 1:01.656 | 76     | 1 LAP  | 1:00.302 |
| 52     | 1 LAP  | 1:01.370 | 2      | 1 LAP  | 1:00.567 |
| 3      | 2 LAPS | 1:03.710 | 6      | 1 LAP  | 1:01.358 |
| 9      | 1 LAP  | 1:01.549 | 52     | 1 LAP  | 1:01.108 |
| 10     | 1 LAP  | 1:01.587 | 3      | 2 LAPS | 1:03.236 |
| 77     | 1 LAP  | 1:00.769 | 9      | 1 LAP  | 1:01.121 |
|        |        |          | 10     | 1 LAP  | 1:00.994 |
|        |        |          | 77     | 1 LAP  | 1:00.945 |

# Mini Challenge

## RACE 10 - GRID

|  |    |                  |    |                 |
|--|----|------------------|----|-----------------|
| ROW 12   | 57 | Nick BOOTH       | 3  | Roger BATES     |
| ROW 11   | 77 | Nigel JOHNSON    | 19 | Sarah PARSONS   |
| ROW 10   | 9  | Kevin OCONNOR    | 10 | Dave NIXON      |
| ROW 9  | 6  | Joey POWIS       | 52 | Keith ISSATT    |
| ROW 8  | 76 | Graeme PARSONS   | 2  | Luke CAUDLE     |
| ROW 7  | 97 | Roger GRIMSHAW   | 55 | James BLYTH     |
| ROW 6  | 23 | Chris PANAYIOTOU | 33 | Laurance SAIT   |
| ROW 5  | 50 | Jason RICHARDSON | 17 | Carl BENNETT    |
| ROW 4  | 4  | Shaun KING       | 66 | Steve LIQUORISH |
| ROW 3  | 12 | Jack STANFORD    | 26 | Lee ALLEN       |
| ROW 2  | 7  | Arthur FORSTER   | 5  | Phil HOUSE      |
| ROW 1  | 1  | Martin DEPPER    | 70 | Ollie MORTIMER  |
| <b>Pole</b>  |    |                  |    |                 |
|  |    |                  |    |                 |

Brands Hatch Indy  
Circuit Length = 1.1986 miles

**These results are provisional until the conclusion of any judicial and technical matters.**

|                   |  |              |
|-------------------|--|--------------|
| Clerk of Course : |  | Timekeeper : |
|                   |  |              |



# Mini Challenge

## RACE 10 - CLASSIFICATION

| POS | NO | CL | NAME             | ENTRY         | LAPS | TIME      | GAP    | DIFF   | MPH   | BEST     | ON |
|-----|----|----|------------------|---------------|------|-----------|--------|--------|-------|----------|----|
| 1   | 70 | S  | Ollie MORTIMER   | Mini Cooper S | 15   | 15:53.942 |        |        | 67.85 | 55.220   | 6  |
| 2   | 5  | S  | Phil HOUSE       | Mini Cooper S | 15   | 15:54.945 | 1.003  | 1.003  | 67.77 | 55.302   | 8  |
| 3   | 1  | S  | Martin DEPPEP    | Mini Cooper S | 15   | 15:57.147 | 3.205  | 2.202  | 67.62 | 55.471   | 8  |
| 4   | 7  | S  | Arthur FORSTER   | Mini Cooper S | 15   | 15:57.917 | 3.975  | 0.770  | 67.56 | 55.517   | 11 |
| 5   | 26 | S  | Lee ALLEN        | Mini Cooper S | 15   | 16:01.222 | 7.280  | 3.305  | 67.33 | 55.696   | 8  |
| 6   | 12 | S  | Jack STANFORD    | Mini Cooper S | 15   | 16:01.934 | 7.992  | 0.712  | 67.28 | 55.909   | 7  |
| 7   | 50 | S  | Jason RICHARDSON | Mini Cooper S | 15   | 16:03.119 | 9.177  | 1.185  | 67.20 | 55.774   | 6  |
| 8   | 17 | S  | Carl BENNETT     | Mini Cooper S | 15   | 16:04.824 | 10.882 | 1.705  | 67.08 | 55.950   | 6  |
| 9   | 23 | S  | Chris PANAYIOTOU | Mini Cooper S | 15   | 16:05.878 | 11.936 | 1.054  | 67.01 | 55.874   | 7  |
| 10  | 33 | S  | Laurance SAIT    | Mini Cooper S | 15   | 16:06.605 | 12.663 | 0.727  | 66.96 | 56.224   | 15 |
| 11  | 97 | S  | Roger GRIMSHAW   | Mini Cooper S | 15   | 16:15.544 | 21.602 | 8.939  | 66.34 | 56.791   | 8  |
| 12  | 55 | C  | James BLYTH      | Mini Cooper   | 15   | 16:44.887 | 50.945 | 29.343 | 64.41 | 59.802   | 9  |
| 13  | 2  | C  | Luke CAUDLE      | Mini Cooper   | 15   | 16:45.141 | 51.199 | 0.254  | 64.39 | 59.601   | 8  |
| 14  | 6  | C  | Joey POWIS       | Mini Cooper   | 15   | 16:53.304 | 59.362 | 8.163  | 63.87 | 59.986   | 8  |
| 15  | 76 | C  | Graeme PARSONS   | Mini Cooper   | 15   | 16:53.625 | 59.683 | 0.321  | 63.85 | 1:00.048 | 7  |
| 16  | 9  | C  | Kevin OCONNOR    | Mini Cooper   | 14   | 16:03.430 | 1 lap  | 1 lap  | 62.70 | 1:00.996 | 12 |
| 17  | 19 | C  | Sarah PARSONS    | Mini Cooper   | 14   | 16:04.845 | 1 lap  | 1.415  | 62.61 | 1:00.527 | 7  |
| 18  | 10 | C  | Dave NIXON       | Mini Cooper   | 14   | 16:04.884 | 1 lap  | 0.039  | 62.60 | 1:00.739 | 6  |
| 19  | 77 | C  | Nigel JOHNSON    | Mini Cooper   | 14   | 16:05.047 | 1 lap  | 0.163  | 62.59 | 1:00.683 | 11 |
| 20  | 57 | C  | Nick BOOTH       | Mini Cooper   | 14   | 16:06.493 | 1 lap  | 1.446  | 62.50 | 1:00.780 | 11 |
| 21  | 3  | C  | Roger BATES      | Mini Cooper   | 14   | 16:42.626 | 1 lap  | 36.133 | 60.25 | 1:04.002 | 14 |

### NOT CLASSIFIED

|        |   |                 |               |   |
|--------|---|-----------------|---------------|---|
| DNF 4  | S | Shaun KING      | Mini Cooper S | 0 |
| DNF 66 | S | Steve LIQUORISH | Mini Cooper S | 0 |
| DQ 52  | C | Keith ISSATT    | Mini Cooper   |   |

### FASTEST LAP

|    |   |                |               |   |        |           |            |
|----|---|----------------|---------------|---|--------|-----------|------------|
| 70 | S | Ollie MORTIMER | Mini Cooper S | 6 | 55.220 | 78.14 mph | 125.75 kph |
| 2  | C | Luke CAUDLE    | Mini Cooper   | 8 | 59.601 | 72.39 mph | 116.51 kph |

Car 52 - not running at time of Red Flag

Weather / Track : Bright / Dry

These results are provisional until the conclusion of any judicial and technical matters.

Brands Hatch Indy  
Circuit Length = 1.1986 miles  
Start: 12:20 End: 12:39

|                   |  |              |
|-------------------|--|--------------|
| Clerk of Course : |  | Timekeeper : |
|-------------------|--|--------------|

# Mini Challenge

## RACE 10 - LAP CHART

| Lap 1 |        |          | Lap 2 |        |          | Lap 3 |        |          | Lap 4 |        |          | Lap 5 |        |          |
|-------|--------|----------|-------|--------|----------|-------|--------|----------|-------|--------|----------|-------|--------|----------|
| No    | Behind | Laptime  | No    | Behind | Laptime  | No    | Behind | Laptime  | No    | Behind | Laptime  | No    | Behind | Laptime  |
| 70    |        | 1:02.541 | 70    |        | 1:09.706 | 70    |        | 1:33.000 | 70    |        | 1:37.917 | 70    |        | 1:13.988 |
| 5     | 0.835  | 1:03.376 | 5     | 0.343  | 1:09.214 | 5     | 0.548  | 1:33.205 | 5     | 0.597  | 1:37.966 | 5     | 0.487  | 1:13.878 |
| 1     | 0.997  | 1:03.538 | 1     | 0.758  | 1:09.467 | 1     | 2.060  | 1:34.302 | 1     | 1.095  | 1:36.952 | 1     | 0.765  | 1:13.658 |
| 12    | 1.466  | 1:04.007 | 12    | 2.658  | 1:10.898 | 12    | 3.537  | 1:33.879 | 12    | 2.155  | 1:36.535 | 12    | 1.494  | 1:13.327 |
| 26    | 1.743  | 1:04.284 | 26    | 2.970  | 1:10.933 | 26    | 3.771  | 1:33.801 | 26    | 2.488  | 1:36.634 | 26    | 2.301  | 1:13.801 |
| 7     | 2.003  | 1:04.544 | 7     | 3.706  | 1:11.409 | 7     | 4.930  | 1:34.224 | 7     | 3.022  | 1:36.009 | 7     | 2.653  | 1:13.619 |
| 50    | 3.657  | 1:06.198 | 50    | 4.083  | 1:10.132 | 50    | 5.487  | 1:34.404 | 50    | 3.419  | 1:35.849 | 50    | 3.490  | 1:14.059 |
| 23    | 3.935  | 1:06.476 | 23    | 5.277  | 1:11.048 | 23    | 6.283  | 1:34.006 | 23    | 4.179  | 1:35.813 | 23    | 3.978  | 1:13.787 |
| 17    | 4.162  | 1:06.703 | 17    | 6.563  | 1:12.107 | 17    | 6.831  | 1:33.268 | 17    | 4.988  | 1:36.074 | 17    | 4.781  | 1:13.781 |
| 33    | 4.619  | 1:07.160 | 33    | 7.835  | 1:12.922 | 33    | 7.515  | 1:32.680 | 33    | 5.531  | 1:35.933 | 33    | 5.467  | 1:13.924 |
| 97    | 6.569  | 1:09.110 | 97    | 9.025  | 1:12.162 | 97    | 8.171  | 1:32.146 | 97    | 6.588  | 1:36.334 | 97    | 6.534  | 1:13.934 |
| 55    | 6.893  | 1:09.434 | 55    | 9.936  | 1:12.749 | 55    | 8.585  | 1:31.649 | 55    | 7.196  | 1:36.528 | 55    | 8.258  | 1:15.050 |
| 2     | 7.792  | 1:10.333 | 2     | 10.808 | 1:12.722 | 2     | 9.758  | 1:31.950 | 2     | 8.014  | 1:36.173 | 2     | 10.062 | 1:16.036 |
| 76    | 8.964  | 1:11.505 | 76    | 12.192 | 1:12.934 | 76    | 11.228 | 1:32.036 | 76    | 9.483  | 1:36.172 | 76    | 11.468 | 1:15.973 |
| 6     | 9.568  | 1:12.109 | 6     | 13.126 | 1:13.264 | 6     | 11.929 | 1:31.803 | 6     | 10.573 | 1:36.561 | 6     | 12.154 | 1:15.569 |
| 9     | 10.579 | 1:13.120 | 9     | 14.148 | 1:13.275 | 9     | 12.579 | 1:31.431 | 9     | 11.300 | 1:36.638 | 9     | 14.208 | 1:16.896 |
| 10    | 10.825 | 1:13.366 | 10    | 15.207 | 1:14.088 | 10    | 13.177 | 1:30.970 | 10    | 12.153 | 1:36.893 | 10    | 15.357 | 1:17.192 |
| 19    | 11.353 | 1:13.894 | 19    | 15.791 | 1:14.144 | 19    | 13.786 | 1:30.995 | 19    | 12.647 | 1:36.778 | 19    | 15.803 | 1:17.144 |
| 77    | 12.380 | 1:14.921 | 77    | 16.805 | 1:14.131 | 77    | 14.814 | 1:31.009 | 77    | 13.409 | 1:36.512 | 77    | 16.753 | 1:17.332 |
| 57    | 16.502 | 1:19.043 | 57    | 17.769 | 1:10.973 | 57    | 15.755 | 1:30.986 | 57    | 14.029 | 1:36.191 | 57    | 18.209 | 1:18.168 |
| 3     | 16.534 | 1:19.075 | 3     | 18.387 | 1:11.559 | 3     | 17.138 | 1:31.751 | 3     | 14.768 | 1:35.547 | 3     | 22.835 | 1:22.055 |

# Mini Challenge

## RACE 10 - LAP CHART

| Lap 6 |        |          | Lap 7 |        |          | Lap 8 |        |          | Lap 9 |        |          | Lap 10 |        |          |
|-------|--------|----------|-------|--------|----------|-------|--------|----------|-------|--------|----------|--------|--------|----------|
| No    | Behind | Laptime  | No    | Behind | Laptime  | No    | Behind | Laptime  | No    | Behind | Laptime  | No     | Behind | Laptime  |
| 70    |        | 55.220   | 70    |        | 55.427   | 70    |        | 55.307   | 70    |        | 55.557   | 70     |        | 55.825   |
| 5     | 0.708  | 55.441   | 5     | 0.625  | 55.344   | 5     | 0.620  | 55.302   | 5     | 0.669  | 55.606   | 5      | 0.622  | 55.778   |
| 1     | 1.176  | 55.631   | 1     | 1.394  | 55.645   | 1     | 1.558  | 55.471   | 1     | 1.524  | 55.523   | 1      | 2.240  | 56.541   |
| 12    | 2.339  | 56.065   | 12    | 2.821  | 55.909   | 12    | 3.571  | 56.057   | 7     | 3.812  | 55.784   | 7      | 4.090  | 56.103   |
| 26    | 2.968  | 55.887   | 7     | 3.262  | 55.714   | 7     | 3.585  | 55.630   | 12    | 4.283  | 56.269   | 26     | 4.931  | 56.230   |
| 7     | 2.975  | 55.542   | 26    | 3.628  | 56.087   | 26    | 4.017  | 55.696   | 26    | 4.526  | 56.066   | 12     | 5.159  | 56.701   |
| 50    | 4.044  | 55.774   | 50    | 4.744  | 56.127   | 50    | 5.315  | 55.878   | 50    | 5.723  | 55.965   | 50     | 5.896  | 55.998   |
| 23    | 4.782  | 56.024   | 23    | 5.229  | 55.874   | 23    | 6.027  | 56.105   | 23    | 6.682  | 56.212   | 3      | 1 LAP  | 1:05.772 |
| 17    | 5.511  | 55.950   | 17    | 6.245  | 56.161   | 17    | 7.143  | 56.205   | 17    | 7.565  | 55.979   | 23     | 7.665  | 56.808   |
| 33    | 6.875  | 56.628   | 33    | 7.790  | 56.342   | 33    | 8.831  | 56.348   | 33    | 9.605  | 56.331   | 17     | 7.807  | 56.067   |
| 97    | 8.610  | 57.296   | 97    | 10.232 | 57.049   | 97    | 11.716 | 56.791   | 97    | 13.062 | 56.903   | 33     | 10.103 | 56.323   |
| 55    | 12.886 | 59.848   | 55    | 17.323 | 59.864   | 55    | 21.844 | 59.828   | 55    | 26.089 | 59.802   | 97     | 14.236 | 56.999   |
| 2     | 14.517 | 59.675   | 2     | 18.777 | 59.687   | 2     | 23.071 | 59.601   | 2     | 27.524 | 1:00.010 | 55     | 30.217 | 59.953   |
| 76    | 16.612 | 1:00.364 | 76    | 21.233 | 1:00.048 | 76    | 26.275 | 1:00.349 | 76    | 30.925 | 1:00.207 | 2      | 31.422 | 59.723   |
| 6     | 17.309 | 1:00.375 | 6     | 22.114 | 1:00.232 | 6     | 26.793 | 59.986   | 6     | 31.385 | 1:00.149 | 76     | 35.235 | 1:00.135 |
| 9     | 20.028 | 1:01.040 | 9     | 26.220 | 1:01.619 | 9     | 32.049 | 1:01.136 | 9     | 37.562 | 1:01.070 | 6      | 35.738 | 1:00.178 |
| 10    | 20.876 | 1:00.739 | 10    | 26.462 | 1:01.013 | 10    | 32.367 | 1:01.212 | 10    | 37.924 | 1:01.114 | 9      | 42.778 | 1:01.041 |
| 19    | 21.899 | 1:01.316 | 19    | 26.999 | 1:00.527 | 19    | 33.358 | 1:01.666 | 19    | 38.744 | 1:00.943 | 10     | 43.084 | 1:00.985 |
| 77    | 22.747 | 1:01.214 | 77    | 28.426 | 1:01.106 | 77    | 34.069 | 1:00.950 | 77    | 39.515 | 1:01.003 | 19     | 43.881 | 1:00.962 |
| 57    | 24.149 | 1:01.160 | 57    | 29.589 | 1:00.867 | 57    | 35.144 | 1:00.862 | 57    | 40.585 | 1:00.998 | 77     | 44.442 | 1:00.752 |
| 3     | 33.522 | 1:05.907 | 3     | 42.740 | 1:04.645 | 3     | 52.143 | 1:04.710 |       |        |          | 57     | 45.765 | 1:01.005 |

# Mini Challenge

## RACE 10 - LAP CHART

| Lap 11 |        |          | Lap 12 |        |          | Lap 13 |        |          | Lap 14 |        |          | Lap 15 |        |          |
|--------|--------|----------|--------|--------|----------|--------|--------|----------|--------|--------|----------|--------|--------|----------|
| No     | Behind | Laptime  | No     | Behind | Laptime  | No     | Behind | Laptime  | No     | Behind | Laptime  | No     | Behind | Laptime  |
| 70     |        | 55.481   | 70     |        | 55.501   | 70     |        | 55.695   | 70     |        | 56.924   | 70     |        | 55.853   |
| 5      | 0.730  | 55.589   | 5      | 0.958  | 55.729   | 5      | 1.061  | 55.798   | 5      | 0.988  | 56.851   | 5      | 1.003  | 55.868   |
| 1      | 2.421  | 55.662   | 1      | 2.748  | 55.828   | 57     | 1 LAP  | 1:01.426 | 1      | 3.198  | 57.016   | 1      | 3.205  | 55.860   |
| 7      | 4.126  | 55.517   | 7      | 4.521  | 55.896   | 1      | 3.106  | 56.053   | 9      | 1 LAP  | 1:02.566 | 7      | 3.975  | 55.761   |
| 26     | 5.316  | 55.866   | 26     | 5.922  | 56.107   | 7      | 4.658  | 55.832   | 10     | 1 LAP  | 1:02.345 | 26     | 7.280  | 57.299   |
| 12     | 5.987  | 56.309   | 12     | 6.712  | 56.226   | 26     | 6.387  | 56.160   | 7      | 4.067  | 56.333   | 12     | 7.992  | 57.224   |
| 50     | 6.665  | 56.250   | 50     | 7.356  | 56.192   | 12     | 7.183  | 56.166   | 19     | 1 LAP  | 1:02.530 | 50     | 9.177  | 57.982   |
| 17     | 9.339  | 57.013   | 17     | 9.792  | 55.954   | 50     | 7.812  | 56.151   | 77     | 1 LAP  | 1:02.384 | 9      | 1 LAP  | 1:01.531 |
| 23     | 9.710  | 57.526   | 23     | 10.668 | 56.459   | 17     | 10.269 | 56.172   | 26     | 5.834  | 56.371   | 17     | 10.882 | 57.083   |
| 33     | 11.431 | 56.809   | 33     | 12.235 | 56.305   | 23     | 11.422 | 56.449   | 57     | 1 LAP  | 1:02.015 | 19     | 1 LAP  | 1:02.111 |
| 3      | 1 LAP  | 1:04.365 | 97     | 17.557 | 57.208   | 33     | 12.946 | 56.406   | 12     | 6.621  | 56.362   | 10     | 1 LAP  | 1:02.730 |
| 97     | 15.850 | 57.095   | 3      | 1 LAP  | 1:04.361 | 97     | 19.898 | 58.036   | 50     | 7.048  | 56.160   | 77     | 1 LAP  | 1:01.983 |
| 55     | 34.609 | 59.873   | 55     | 39.345 | 1:00.237 | 3      | 1 LAP  | 1:04.553 | 17     | 9.652  | 56.307   | 23     | 11.936 | 56.533   |
| 2      | 35.849 | 59.908   | 2      | 40.087 | 59.739   | 55     | 43.543 | 59.893   | 23     | 11.256 | 56.758   | 57     | 1 LAP  | 1:02.019 |
| 76     | 40.008 | 1:00.254 | 76     | 44.928 | 1:00.421 | 2      | 44.367 | 59.975   | 33     | 12.292 | 56.270   | 33     | 12.663 | 56.224   |
| 6      | 40.327 | 1:00.070 | 6      | 45.066 | 1:00.240 | 76     | 49.606 | 1:00.373 | 97     | 20.244 | 57.270   | 97     | 21.602 | 57.211   |
| 9      | 48.368 | 1:01.071 | 9      | 53.863 | 1:00.996 | 6      | 50.020 | 1:00.649 | 3      | 1 LAP  | 1:04.324 | 3      | 1 LAP  | 1:04.002 |
| 10     | 48.764 | 1:01.161 | 10     | 54.339 | 1:01.076 |        |        |          | 55     | 46.521 | 59.902   | 55     | 50.945 | 1:00.277 |
| 19     | 49.425 | 1:01.025 | 19     | 54.734 | 1:00.810 |        |        |          | 2      | 47.198 | 59.755   | 2      | 51.199 | 59.854   |
| 77     | 49.644 | 1:00.683 | 77     | 55.210 | 1:01.067 |        |        |          | 76     | 53.559 | 1:00.877 | 6      | 59.362 | 1:01.265 |
| 57     | 51.064 | 1:00.780 |        |        |          |        |        |          | 6      | 53.950 | 1:00.854 | 76     | 59.683 | 1:01.977 |

# Mini Challenge

## RACE 16 - GRID - AMENDED

|        |                     |                     |
|--------|---------------------|---------------------|
| ROW 12 | 66 Steve LIQUORISH  | 52 Keith ISSATT     |
| ROW 11 | 3 Roger BATES       | 4 Shaun KING        |
| ROW 10 | 77 Nigel JOHNSON    | 57 Nick BOOTH       |
| ROW 9  | 55 James BLYTH      | 10 Dave NIXON       |
| ROW 8  | 6 Joey POWIS        | 2 Luke CAUDLE       |
| ROW 7  | 9 Kevin OCONNOR     | 76 Graeme PARSONS   |
| ROW 6  | 97 Roger GRIMSHAW   | 19 Sarah PARSONS    |
| ROW 5  | 23 Chris PANAYIOTOU | 33 Laurance SAIT    |
| ROW 4  | 5 Phil HOUSE        | 17 Carl BENNETT     |
| ROW 3  | 70 Ollie MORTIMER   | 50 Jason RICHARDSON |
| ROW 2  | 7 Arthur FORSTER    | 1 Martin DEPPER     |
| ROW 1  | 12 Jack STANFORD    | 26 Lee ALLEN        |

**Pole**

Car 5 - 2 place grid penalty in accordance with championship regulation 4.2.2

Brands Hatch Indy  
Circuit Length = 1.1986 miles

**These results are provisional until the conclusion of any judicial and technical matters.**

Clerk of Course :

Timekeeper :

# Mini Challenge

## RACE 16 - CLASSIFICATION

| POS | NO | CL | NAME             | ENTRY         | LAPS | TIME      | GAP    | DIFF   | MPH   | BEST     | ON |
|-----|----|----|------------------|---------------|------|-----------|--------|--------|-------|----------|----|
| 1   | 1  | S  | Martin DEPPER    | Mini Cooper S | 20   | 20:32.443 |        |        | 70.02 | 55.742   | 4  |
| 2   | 26 | S  | Lee ALLEN        | Mini Cooper S | 20   | 20:33.039 | 0.596  | 0.596  | 69.99 | 55.978   | 3  |
| 3   | 5  | S  | Phil HOUSE       | Mini Cooper S | 20   | 20:33.626 | 1.183  | 0.587  | 69.95 | 55.829   | 18 |
| 4   | 23 | S  | Chris PANAYIOTOU | Mini Cooper S | 20   | 20:34.191 | 1.748  | 0.565  | 69.92 | 55.977   | 18 |
| 5   | 17 | S  | Carl BENNETT     | Mini Cooper S | 20   | 20:35.034 | 2.591  | 0.843  | 69.87 | 55.821   | 18 |
| 6   | 4  | S  | Shaun KING       | Mini Cooper S | 20   | 20:39.731 | 7.288  | 4.697  | 69.61 | 55.748   | 5  |
| 7   | 50 | S  | Jason RICHARDSON | Mini Cooper S | 20   | 20:40.441 | 7.998  | 0.710  | 69.57 | 56.133   | 4  |
| 8   | 66 | S  | Steve LIQUORISH  | Mini Cooper S | 20   | 20:41.222 | 8.779  | 0.781  | 69.52 | 55.880   | 4  |
| 9   | 97 | S  | Roger GRIMSHAW   | Mini Cooper S | 20   | 20:42.408 | 9.965  | 1.186  | 69.46 | 56.331   | 7  |
| 10  | 12 | S  | Jack STANFORD    | Mini Cooper S | 20   | 20:47.026 | 14.583 | 4.618  | 69.20 | 56.302   | 20 |
| 11  | 76 | C  | Graeme PARSONS   | Mini Cooper   | 20   | 21:02.759 | 30.316 | 15.733 | 68.34 | 1:00.194 | 3  |
| 12  | 2  | C  | Luke CAUDLE      | Mini Cooper   | 20   | 21:03.170 | 30.727 | 0.411  | 68.32 | 1:00.094 | 8  |
| 13  | 55 | C  | James BLYTH      | Mini Cooper   | 19   | 20:52.249 | 1 lap  | 1 lap  | 65.47 | 1:00.356 | 18 |
| 14  | 9  | C  | Kevin OCONNOR    | Mini Cooper   | 19   | 20:57.780 | 1 lap  | 5.531  | 65.18 | 1:00.959 | 5  |
| 15  | 10 | C  | Dave NIXON       | Mini Cooper   | 19   | 20:58.296 | 1 lap  | 0.516  | 65.15 | 1:00.364 | 19 |
| 16  | 6  | C  | Joey POWIS       | Mini Cooper   | 19   | 20:59.017 | 1 lap  | 0.721  | 65.11 | 1:00.606 | 2  |
| 17  | 52 | C  | Keith ISSATT     | Mini Cooper   | 19   | 20:59.643 | 1 lap  | 0.626  | 65.08 | 1:00.778 | 19 |
| 18  | 57 | C  | Nick BOOTH       | Mini Cooper   | 19   | 21:00.533 | 1 lap  | 0.890  | 65.04 | 1:00.763 | 4  |
| 19  | 77 | C  | Nigel JOHNSON    | Mini Cooper   | 19   | 21:01.242 | 1 lap  | 0.709  | 65.00 | 1:01.073 | 9  |
| 20  | 3  | C  | Roger BATES      | Mini Cooper   | 19   | 21:08.803 | 1 lap  | 7.561  | 64.61 | 1:02.582 | 18 |

### NOT CLASSIFIED

|     |    |   |                |               |    |           |         |        |       |          |   |
|-----|----|---|----------------|---------------|----|-----------|---------|--------|-------|----------|---|
| DNF | 33 | S | Laurance SAIT  | Mini Cooper S | 12 | 27:07.412 | 8 laps  | 7 laps | 31.81 | 56.098   | 5 |
| DNF | 70 | S | Ollie MORTIMER | Mini Cooper S | 11 | 28:09.519 | 9 laps  | 1 lap  | 28.09 | 55.670   | 7 |
| DNF | 7  | S | Arthur FORSTER | Mini Cooper S | 11 | 12:36.353 | 9 laps  | 0.666  | 62.75 | 55.725   | 3 |
| DNF | 19 | C | Sarah PARSONS  | Mini Cooper   | 10 | 10:20.343 | 10 laps | 1 lap  | 69.55 | 1:01.193 | 6 |

### FASTEST LAP

|    |   |                |               |   |          |           |            |
|----|---|----------------|---------------|---|----------|-----------|------------|
| 70 | S | Ollie MORTIMER | Mini Cooper S | 7 | 55.670   | 77.51 mph | 124.74 kph |
| 2  | C | Luke CAUDLE    | Mini Cooper   | 8 | 1:00.094 | 71.80 mph | 115.55 kph |

Weather / Track : Sunny / Dry

These results are provisional until the conclusion of any judicial and technical matters.

Brands Hatch Indy  
Circuit Length = 1.1986 miles  
Start: 17:08 End: 17:37

Clerk of Course :

Timekeeper :

# Mini Challenge

## RACE 16 - LAP CHART

| Lap 1 |        |          | Lap 2 |        |          | Lap 3 |        |          | Lap 4 |        |          | Lap 5 |        |          |
|-------|--------|----------|-------|--------|----------|-------|--------|----------|-------|--------|----------|-------|--------|----------|
| No    | Behind | Laptime  | No    | Behind | Laptime  | No    | Behind | Laptime  | No    | Behind | Laptime  | No    | Behind | Laptime  |
| 26    |        | 1:00.961 | 26    |        | 56.337   | 26    |        | 55.978   | 26    |        | 56.061   | 7     |        | 56.195   |
| 7     | 0.117  | 1:01.078 | 7     | 0.587  | 56.807   | 7     | 0.334  | 55.725   | 7     | 0.195  | 55.922   | 26    | 0.443  | 56.833   |
| 1     | 0.396  | 1:01.357 | 1     | 0.589  | 56.530   | 1     | 0.767  | 56.156   | 1     | 0.448  | 55.742   | 1     | 0.665  | 56.607   |
| 70    | 0.881  | 1:01.842 | 70    | 0.812  | 56.268   | 70    | 1.251  | 56.417   | 70    | 1.127  | 55.937   | 70    | 0.967  | 56.230   |
| 50    | 1.499  | 1:02.460 | 50    | 1.368  | 56.206   | 50    | 1.598  | 56.208   | 50    | 1.670  | 56.133   | 50    | 1.775  | 56.495   |
| 5     | 1.713  | 1:02.674 | 5     | 1.636  | 56.260   | 5     | 1.890  | 56.232   | 5     | 1.964  | 56.135   | 5     | 1.813  | 56.239   |
| 23    | 2.013  | 1:02.974 | 23    | 1.962  | 56.286   | 23    | 2.154  | 56.170   | 23    | 2.311  | 56.218   | 23    | 2.016  | 56.095   |
| 17    | 2.109  | 1:02.970 | 17    | 2.195  | 56.423   | 17    | 2.603  | 56.386   | 17    | 2.687  | 56.145   | 17    | 2.545  | 56.248   |
| 33    | 2.358  | 1:03.319 | 33    | 2.547  | 56.526   | 33    | 3.217  | 56.648   | 33    | 3.614  | 56.458   | 33    | 3.322  | 56.098   |
| 97    | 3.117  | 1:04.078 | 97    | 3.608  | 56.828   | 4     | 4.554  | 56.490   | 4     | 4.344  | 55.851   | 4     | 3.702  | 55.748   |
| 4     | 4.234  | 1:05.195 | 4     | 4.042  | 56.145   | 97    | 5.360  | 57.730   | 97    | 5.798  | 56.499   | 97    | 6.333  | 56.925   |
| 76    | 5.114  | 1:06.075 | 66    | 7.062  | 56.201   | 66    | 6.971  | 55.887   | 66    | 6.790  | 55.880   | 66    | 6.605  | 56.205   |
| 19    | 6.098  | 1:07.059 | 76    | 9.207  | 1:00.430 | 76    | 13.423 | 1:00.194 | 12    | 16.750 | 56.739   | 12    | 16.813 | 56.453   |
| 2     | 6.199  | 1:07.160 | 2     | 11.271 | 1:01.409 | 2     | 15.576 | 1:00.283 | 76    | 17.804 | 1:00.442 | 76    | 21.878 | 1:00.464 |
| 66    | 7.198  | 1:08.159 | 19    | 11.831 | 1:02.070 | 12    | 16.072 | 57.390   | 2     | 19.887 | 1:00.372 | 2     | 23.771 | 1:00.274 |
| 10    | 7.623  | 1:08.584 | 10    | 11.949 | 1:00.663 | 19    | 17.201 | 1:01.348 | 19    | 22.521 | 1:01.381 | 19    | 27.509 | 1:01.378 |
| 9     | 8.367  | 1:09.328 | 9     | 13.078 | 1:01.048 | 10    | 17.986 | 1:02.015 | 10    | 22.647 | 1:00.722 | 10    | 27.673 | 1:01.416 |
| 52    | 9.143  | 1:10.104 | 6     | 13.700 | 1:00.606 | 9     | 18.759 | 1:01.659 | 9     | 23.748 | 1:01.050 | 9     | 28.317 | 1:00.959 |
| 6     | 9.431  | 1:10.392 | 52    | 14.363 | 1:01.557 | 6     | 19.040 | 1:01.318 | 6     | 23.864 | 1:00.885 | 6     | 28.476 | 1:01.002 |
| 57    | 9.979  | 1:10.940 | 12    | 14.660 | 57.505   | 52    | 19.468 | 1:01.083 | 52    | 24.561 | 1:01.154 | 52    | 29.146 | 1:00.975 |
| 55    | 10.067 | 1:11.028 | 57    | 15.157 | 1:01.515 | 57    | 20.601 | 1:01.422 | 57    | 25.303 | 1:00.763 | 57    | 29.731 | 1:00.818 |
| 77    | 11.678 | 1:12.639 | 55    | 15.691 | 1:01.961 | 55    | 21.137 | 1:01.424 | 55    | 25.805 | 1:00.729 | 55    | 29.972 | 1:00.557 |
| 3     | 13.357 | 1:14.318 | 77    | 17.246 | 1:01.905 | 77    | 22.841 | 1:01.573 | 77    | 28.274 | 1:01.494 | 77    | 33.259 | 1:01.375 |
| 12    | 13.492 | 1:14.453 | 3     | 20.142 | 1:03.122 | 3     | 27.655 | 1:03.491 | 3     | 34.965 | 1:03.371 | 3     | 42.258 | 1:03.683 |

# Mini Challenge

## RACE 16 - LAP CHART

| Lap 6 |        |          | Lap 7 |        |          | Lap 8 |        |          | Lap 9 |        |          | Lap 10 |        |          |
|-------|--------|----------|-------|--------|----------|-------|--------|----------|-------|--------|----------|--------|--------|----------|
| No    | Behind | Laptime  | No    | Behind | Laptime  | No    | Behind | Laptime  | No    | Behind | Laptime  | No     | Behind | Laptime  |
| 7     |        | 55.964   | 7     |        | 56.201   | 7     |        | 55.994   | 7     |        | 56.060   | 1      |        | 55.923   |
| 1     | 0.487  | 55.786   | 1     | 0.295  | 56.009   | 3     | 1 LAP  | 1:03.083 | 1     | 0.269  | 56.063   | 7      | 0.282  | 56.474   |
| 26    | 1.614  | 57.135   | 70    | 1.087  | 55.670   | 1     | 0.266  | 55.965   | 70    | 0.793  | 55.951   | 70     | 0.593  | 55.992   |
| 70    | 1.618  | 56.615   | 26    | 1.576  | 56.163   | 70    | 0.902  | 55.809   | 26    | 2.126  | 56.484   | 26     | 2.259  | 56.325   |
| 5     | 2.158  | 56.309   | 5     | 2.145  | 56.188   | 26    | 1.702  | 56.120   | 5     | 2.531  | 56.367   | 5      | 2.751  | 56.412   |
| 50    | 2.591  | 56.780   | 50    | 2.557  | 56.167   | 5     | 2.224  | 56.073   | 50    | 3.402  | 56.663   | 50     | 3.678  | 56.468   |
| 23    | 3.075  | 57.023   | 23    | 3.050  | 56.176   | 50    | 2.799  | 56.236   | 23    | 3.846  | 56.617   | 23     | 4.027  | 56.373   |
| 17    | 3.247  | 56.666   | 17    | 3.432  | 56.386   | 23    | 3.289  | 56.233   | 17    | 4.248  | 56.555   | 17     | 4.402  | 56.346   |
| 33    | 3.644  | 56.286   | 33    | 3.775  | 56.332   | 17    | 3.753  | 56.315   | 4     | 4.968  | 56.521   | 4      | 5.034  | 56.258   |
| 4     | 3.871  | 56.133   | 4     | 3.974  | 56.304   | 4     | 4.507  | 56.527   | 33    | 5.318  | 56.539   | 33     | 5.416  | 56.290   |
| 66    | 6.777  | 56.136   | 66    | 6.819  | 56.243   | 33    | 4.839  | 57.058   | 66    | 7.460  | 56.489   | 66     | 7.333  | 56.065   |
| 97    | 7.387  | 57.018   | 97    | 7.517  | 56.331   | 66    | 7.031  | 56.206   | 97    | 9.506  | 56.933   | 97     | 9.943  | 56.629   |
| 12    | 17.345 | 56.496   | 12    | 17.868 | 56.724   | 97    | 8.633  | 57.110   | 3     | 1 LAP  | 1:06.430 | 3      | 1 LAP  | 1:03.060 |
| 76    | 26.697 | 1:00.783 | 76    | 31.073 | 1:00.577 | 12    | 18.260 | 56.386   | 12    | 18.789 | 56.589   | 12     | 19.075 | 56.478   |
| 2     | 28.039 | 1:00.232 | 2     | 32.084 | 1:00.246 | 76    | 35.617 | 1:00.538 | 76    | 40.327 | 1:00.770 | 2      | 45.488 | 1:01.172 |
| 19    | 32.738 | 1:01.193 | 19    | 38.172 | 1:01.635 | 2     | 36.184 | 1:00.094 | 2     | 40.508 | 1:00.384 | 76     | 45.740 | 1:01.605 |
| 10    | 32.875 | 1:01.166 | 10    | 38.323 | 1:01.649 | 19    | 43.653 | 1:01.475 | 19    | 48.816 | 1:01.223 | 9      | 54.108 | 1:01.115 |
| 9     | 33.319 | 1:00.966 | 9     | 38.542 | 1:01.424 | 9     | 44.103 | 1:01.555 | 9     | 49.185 | 1:01.142 | 19     | 54.205 | 1:01.581 |
| 52    | 34.105 | 1:00.923 | 52    | 38.892 | 1:00.988 | 52    | 44.322 | 1:01.424 | 6     | 49.680 | 1:00.993 | 6      | 54.222 | 1:00.734 |
| 6     | 34.429 | 1:01.917 | 6     | 39.162 | 1:00.934 | 6     | 44.747 | 1:01.579 | 52    | 49.975 | 1:01.713 | 52     | 54.677 | 1:00.894 |
| 57    | 34.940 | 1:01.173 | 55    | 39.682 | 1:00.526 | 55    | 44.964 | 1:01.276 | 57    | 50.444 | 1:01.028 | 55     | 55.368 | 1:00.956 |
| 55    | 35.357 | 1:01.349 | 57    | 40.292 | 1:01.553 | 57    | 45.476 | 1:01.178 | 55    | 50.604 | 1:01.700 | 57     | 55.371 | 1:01.119 |
| 77    | 38.636 | 1:01.341 | 77    | 43.542 | 1:01.107 | 10    | 45.879 | 1:03.550 | 10    | 51.004 | 1:01.185 | 10     | 55.661 | 1:00.849 |
| 3     | 49.339 | 1:03.045 |       |        |          | 77    | 49.258 | 1:01.710 | 77    | 54.271 | 1:01.073 |        |        |          |



# Mini Challenge

## RACE 16 - LAP CHART

| Lap 11 |        |          | Lap 12 |        |          | Lap 13 |          |          | Lap 14 |          |          | Lap 15 |        |          |
|--------|--------|----------|--------|--------|----------|--------|----------|----------|--------|----------|----------|--------|--------|----------|
| No     | Behind | Laptime  | No     | Behind | Laptime  | No     | Behind   | Laptime  | No     | Behind   | Laptime  | No     | Behind | Laptime  |
| 1      |        | 56.073   | 1      |        | 57.940   | 1      |          | 56.409   | 1      |          | 1:13.602 | 1      |        | 1:31.434 |
| 70     | 0.931  | 56.411   | 55     | 1 LAP  | 1:01.147 | 26     | 4.095    | 56.449   | 26     | 1.513    | 1:11.020 | 26     | 0.499  | 1:30.420 |
| 7      | 1.597  | 57.388   | 26     | 4.055  | 59.687   | 5      | 6.060    | 57.244   | 5      | 2.214    | 1:09.756 | 5      | 1.439  | 1:30.659 |
| 26     | 2.308  | 56.122   | 9      | 1 LAP  | 1:04.800 | 23     | 6.784    | 57.211   | 23     | 2.599    | 1:09.417 | 23     | 1.941  | 1:30.776 |
| 5      | 3.263  | 56.585   | 5      | 5.225  | 59.902   | 17     | 9.224    | 59.441   | 17     | 3.101    | 1:07.479 | 17     | 2.278  | 1:30.611 |
| 50     | 4.139  | 56.534   | 6      | 1 LAP  | 1:05.482 | 55     | 1 LAP    | 1:03.592 | 55     | 1 LAP    | 1:07.340 | 55     | 1 LAP  | 1:30.847 |
| 23     | 4.381  | 56.427   | 23     | 5.982  | 59.541   | 4      | 10.194   | 1:00.278 | 4      | 3.831    | 1:07.239 | 4      | 3.272  | 1:30.875 |
| 17     | 4.850  | 56.521   | 57     | 1 LAP  | 1:04.743 | 50     | 10.445   | 1:00.539 | 50     | 4.362    | 1:07.519 | 50     | 3.574  | 1:30.646 |
| 77     | 1 LAP  | 1:02.880 | 17     | 6.192  | 59.282   | 9      | 1 LAP    | 1:02.173 | 9      | 1 LAP    | 1:07.678 | 9      | 1 LAP  | 1:31.476 |
| 4      | 5.215  | 56.254   | 50     | 6.315  | 1:00.116 | 97     | 14.265   | 1:00.402 | 66     | 5.118    | 1:03.108 | 66     | 5.390  | 1:31.706 |
| 33     | 5.665  | 56.322   | 4      | 6.325  | 59.050   | 10     | 1 LAP    | 1:05.283 | 97     | 5.195    | 1:04.532 | 97     | 6.410  | 1:32.649 |
| 66     | 7.500  | 56.240   | 10     | 1 LAP  | 1:04.828 | 66     | 15.612   | 1:03.856 | 10     | 1 LAP    | 1:04.181 | 10     | 1 LAP  | 1:32.447 |
| 97     | 10.829 | 56.959   | 33     | 6.554  | 58.829   | 6      | 1 LAP    | 1:07.905 | 6      | 1 LAP    | 1:03.232 | 6      | 1 LAP  | 1:32.340 |
| 12     | 19.933 | 56.931   | 52     | 1 LAP  | 1:06.319 | 52     | 1 LAP    | 1:06.916 | 52     | 1 LAP    | 1:04.842 | 52     | 1 LAP  | 1:31.034 |
| 3      | 1 LAP  | 1:03.688 | 66     | 8.165  | 58.605   | 57     | 1 LAP    | 1:08.195 | 57     | 1 LAP    | 1:06.111 | 57     | 1 LAP  | 1:30.098 |
| 2      | 49.879 | 1:00.464 | 97     | 10.272 | 57.383   | 77     | 1 LAP    | 1:04.047 | 77     | 1 LAP    | 1:06.817 | 77     | 1 LAP  | 1:29.612 |
| 76     | 50.247 | 1:00.580 | 77     | 1 LAP  | 1:03.749 | 12     | 19.349   | 56.703   | 12     | 13.182   | 1:07.435 | 12     | 10.365 | 1:28.617 |
|        |        |          | 12     | 19.055 | 57.062   | 3      | 1 LAP    | 1:07.836 | 3      | 1 LAP    | 1:09.062 | 3      | 1 LAP  | 1:06.240 |
|        |        |          | 3      | 1 LAP  | 1:13.404 | 76     | 1:10.604 | 1:13.496 | 76     | 1:01.289 | 1:04.287 | 76     | 37.383 | 1:07.528 |
|        |        |          | 76     | 53.517 | 1:01.210 | 2      | 1:11.736 | 1:14.420 | 2      | 1:01.891 | 1:03.757 | 2      | 37.702 | 1:07.245 |
|        |        |          | 2      | 53.725 | 1:01.786 |        |          |          |        |          |          |        |        |          |

# Mini Challenge

## RACE 16 - LAP CHART

| Lap 16 |        |          | Lap 17 |        |          | Lap 18 |        |          | Lap 19 |        |          | Lap 20 |        |          |
|--------|--------|----------|--------|--------|----------|--------|--------|----------|--------|--------|----------|--------|--------|----------|
| No     | Behind | Laptime  | No     | Behind | Laptime  | No     | Behind | Laptime  | No     | Behind | Laptime  | No     | Behind | Laptime  |
| 1      |        | 1:34.709 | 1      |        | 1:08.037 | 1      |        | 55.797   | 1      |        | 56.089   | 1      |        | 56.215   |
| 26     | 0.602  | 1:34.812 | 26     | 0.444  | 1:07.879 | 26     | 0.689  | 56.042   | 26     | 0.600  | 56.000   | 26     | 0.596  | 56.211   |
| 5      | 1.158  | 1:34.428 | 5      | 1.067  | 1:07.946 | 5      | 1.099  | 55.829   | 5      | 1.073  | 56.063   | 5      | 1.183  | 56.325   |
| 23     | 1.406  | 1:34.174 | 23     | 1.437  | 1:08.068 | 23     | 1.617  | 55.977   | 23     | 1.694  | 56.166   | 23     | 1.748  | 56.269   |
| 17     | 1.766  | 1:34.197 | 17     | 2.157  | 1:08.428 | 17     | 2.181  | 55.821   | 17     | 2.536  | 56.444   | 17     | 2.591  | 56.270   |
| 55     | 1 LAP  | 1:34.121 | 55     | 1 LAP  | 1:11.610 | 4      | 6.683  | 56.490   | 4      | 7.229  | 56.635   | 4      | 7.288  | 56.274   |
| 4      | 2.668  | 1:34.105 | 4      | 5.990  | 1:11.359 | 50     | 7.137  | 56.774   | 50     | 7.576  | 56.528   | 50     | 7.998  | 56.637   |
| 50     | 2.993  | 1:34.128 | 50     | 6.160  | 1:11.204 | 66     | 8.335  | 56.076   | 66     | 8.598  | 56.352   | 66     | 8.779  | 56.396   |
| 9      | 1 LAP  | 1:33.319 | 66     | 8.056  | 1:12.221 | 97     | 9.381  | 56.944   | 97     | 9.805  | 56.513   | 97     | 9.965  | 56.375   |
| 66     | 3.872  | 1:33.191 | 97     | 8.234  | 1:11.720 | 55     | 1 LAP  | 1:01.160 | 12     | 14.496 | 56.604   | 12     | 14.583 | 56.302   |
| 97     | 4.551  | 1:32.850 | 9      | 1 LAP  | 1:13.108 | 12     | 13.981 | 57.270   | 55     | 1 LAP  | 1:00.356 | 55     | 1 LAP  | 1:00.570 |
| 10     | 1 LAP  | 1:34.692 | 10     | 1 LAP  | 1:11.230 | 9      | 1 LAP  | 1:01.972 | 9      | 1 LAP  | 1:01.326 | 9      | 1 LAP  | 1:01.682 |
| 6      | 1 LAP  | 1:34.730 | 6      | 1 LAP  | 1:10.705 | 10     | 1 LAP  | 1:02.705 | 10     | 1 LAP  | 1:00.767 | 10     | 1 LAP  | 1:00.364 |
| 52     | 1 LAP  | 1:34.573 | 52     | 1 LAP  | 1:10.799 | 6      | 1 LAP  | 1:02.735 | 6      | 1 LAP  | 1:00.793 | 6      | 1 LAP  | 1:00.735 |
| 57     | 1 LAP  | 1:34.403 | 57     | 1 LAP  | 1:11.507 | 52     | 1 LAP  | 1:02.437 | 52     | 1 LAP  | 1:01.130 | 52     | 1 LAP  | 1:00.778 |
| 77     | 1 LAP  | 1:34.646 | 12     | 12.508 | 1:10.459 | 57     | 1 LAP  | 1:01.330 | 57     | 1 LAP  | 1:01.345 | 57     | 1 LAP  | 1:01.292 |
| 12     | 10.086 | 1:34.430 | 77     | 1 LAP  | 1:11.103 | 77     | 1 LAP  | 1:01.310 | 77     | 1 LAP  | 1:01.420 | 77     | 1 LAP  | 1:01.441 |
| 3      | 1 LAP  | 1:24.186 | 3      | 1 LAP  | 1:12.137 | 76     | 21.355 | 1:00.276 | 76     | 25.729 | 1:00.463 | 76     | 30.316 | 1:00.802 |
| 76     | 16.267 | 1:13.593 | 76     | 16.876 | 1:08.646 | 2      | 21.483 | 1:00.137 | 2      | 25.880 | 1:00.486 | 2      | 30.727 | 1:01.062 |
| 2      | 17.459 | 1:14.466 | 2      | 17.143 | 1:07.721 | 3      | 1 LAP  | 1:03.143 | 3      | 1 LAP  | 1:02.582 | 3      | 1 LAP  | 1:02.922 |

# CSL Cup

## QUALIFYING - RACE 6 - CLASSIFICATION

| POS | NO | CL | NAME                    | ENTRY      | TIME          | ON | LAPS | GAP          | DIFF  | MPH   |
|-----|----|----|-------------------------|------------|---------------|----|------|--------------|-------|-------|
| 1   | 22 |    | <b>Geoff STEELE</b>     | BMW E46 M3 | <b>51.709</b> | 8  | 13   |              |       | 83.44 |
| 2   | 3  |    | <b>Dan STRINGFELLOW</b> | BMW E46 M3 | <b>51.829</b> | 9  | 9    | <b>0.120</b> | 0.120 | 83.25 |
| 3   | 21 | S  | <b>Nick FOSTER</b>      | BMW E46 M3 | <b>51.958</b> | 18 | 18   | <b>0.249</b> | 0.129 | 83.04 |
| 4   | 5  |    | <b>Jamie MARTIN</b>     | BMW E46 M3 | <b>52.204</b> | 9  | 22   | <b>0.495</b> | 0.246 | 82.65 |
| 5   | 99 |    | <b>John THORNE</b>      | BMW E46 M3 | <b>52.454</b> | 15 | 22   | <b>0.745</b> | 0.250 | 82.26 |
| 6   | 11 |    | <b>Stephen GILL</b>     | BMW E46 M3 | <b>53.534</b> | 18 | 18   | <b>1.825</b> | 1.080 | 80.60 |
| 7   | 4  | S  | <b>John HARRISON</b>    | BMW E46 M3 | <b>54.298</b> | 9  | 17   | <b>2.589</b> | 0.764 | 79.46 |
| 8   | 8  | S  | <b>Darren HUMPHREY</b>  | BMW E46 M3 | <b>54.956</b> | 17 | 18   | <b>3.247</b> | 0.658 | 78.51 |

Weather / Track : Cloudy / Drying

These results are provisional until the conclusion of any judicial and technical matters.

Brands Hatch Indy  
Circuit Length = 1.1986 miles  
Start: 11:36 End: 11:57

Clerk of Course :

Timekeeper :

# CSL Cup

## QUALIFYING - RACE 6 - LAP ANALYSIS

|           |                         |            |                     |      |               |            |                     |
|-----------|-------------------------|------------|---------------------|------|---------------|------------|---------------------|
| <b>3</b>  | <b>Dan STRINGFELLOW</b> |            | <b>BMW E46 M3</b>   |      |               |            |                     |
| 1 -       | 1:04.144                | + 12.315   | 11:47:23.528        | 6 -  | 52.138        | + 0.309    | 11:51:48.651        |
| 2 -       | 55.647                  | + 3.818    | 11:48:19.175        | 7 -  | 2:57.788 P    | + 2:05.959 | 11:54:46.439        |
| 3 -       | 52.237                  | + 0.408    | 11:49:11.412        | 8 -  | 55.634        | + 3.805    | 11:55:42.073        |
| 4 -       | 52.679                  | + 0.850    | 11:50:04.091        | 9 -  | <b>51.829</b> |            | <b>11:56:33.902</b> |
| 5 -       | 52.422                  | + 0.593    | 11:50:56.513        |      |               |            |                     |
| <b>4</b>  | <b>John HARRISON</b>    |            | <b>S BMW E46 M3</b> |      |               |            |                     |
| 1 -       | 1:06.453                | + 12.155   | 11:37:25.161        | 10 - | 54.422        | + 0.124    | 11:45:41.788        |
| 2 -       | 59.102                  | + 4.804    | 11:38:24.263        | 11 - | 57.563        | + 3.265    | 11:46:39.351        |
| 3 -       | 55.088                  | + 0.790    | 11:39:19.351        | 12 - | 1:07.396      | + 13.098   | 11:47:46.747        |
| 4 -       | 54.768                  | + 0.470    | 11:40:14.119        | 13 - | 1:03.994      | + 9.696    | 11:48:50.741        |
| 5 -       | 54.587                  | + 0.289    | 11:41:08.706        | 14 - | 1:01.169      | + 6.871    | 11:49:51.910        |
| 6 -       | 54.953                  | + 0.655    | 11:42:03.659        | 15 - | 54.306        | + 0.008    | 11:50:46.216        |
| 7 -       | 54.790                  | + 0.492    | 11:42:58.449        | 16 - | 55.733        | + 1.435    | 11:51:41.949        |
| 8 -       | 54.619                  | + 0.321    | 11:43:53.068        | 17 - | 1:38.321 P    | + 44.023   | 11:53:20.270        |
| 9 -       | <b>54.298</b>           |            | <b>11:44:47.366</b> |      |               |            |                     |
| <b>5</b>  | <b>Jamie MARTIN</b>     |            | <b>BMW E46 M3</b>   |      |               |            |                     |
| 1 -       | 1:10.145                | + 17.941   | 11:37:33.555        | 12 - | 52.545        | + 0.341    | 11:47:20.800        |
| 2 -       | 57.067                  | + 4.863    | 11:38:30.622        | 13 - | 53.034        | + 0.830    | 11:48:13.834        |
| 3 -       | 54.731                  | + 2.527    | 11:39:25.353        | 14 - | 52.236        | + 0.032    | 11:49:06.070        |
| 4 -       | 53.631                  | + 1.427    | 11:40:18.984        | 15 - | 52.685        | + 0.481    | 11:49:58.755        |
| 5 -       | 53.562                  | + 1.358    | 11:41:12.546        | 16 - | 52.413        | + 0.209    | 11:50:51.168        |
| 6 -       | 52.702                  | + 0.498    | 11:42:05.248        | 17 - | 52.837        | + 0.633    | 11:51:44.005        |
| 7 -       | 52.527                  | + 0.323    | 11:42:57.775        | 18 - | 52.510        | + 0.306    | 11:52:36.515        |
| 8 -       | 52.691                  | + 0.487    | 11:43:50.466        | 19 - | 53.030        | + 0.826    | 11:53:29.545        |
| 9 -       | <b>52.204</b>           |            | <b>11:44:42.670</b> | 20 - | 1:00.019      | + 7.815    | 11:54:29.564        |
| 10 -      | 53.274                  | + 1.070    | 11:45:35.944        | 21 - | 53.909        | + 1.705    | 11:55:23.473        |
| 11 -      | 52.311                  | + 0.107    | 11:46:28.255        | 22 - | 53.143        | + 0.939    | 11:56:16.616        |
| <b>8</b>  | <b>Darren HUMPHREY</b>  |            | <b>S BMW E46 M3</b> |      |               |            |                     |
| 1 -       | 1:12.954                | + 17.998   | 11:37:40.416        | 10 - | 1:02.208      | + 7.252    | 11:48:57.352        |
| 2 -       | 1:04.986                | + 10.030   | 11:38:45.402        | 11 - | 57.386        | + 2.430    | 11:49:54.738        |
| 3 -       | 1:01.292                | + 6.336    | 11:39:46.694        | 12 - | 55.851        | + 0.895    | 11:50:50.589        |
| 4 -       | 58.650                  | + 3.694    | 11:40:45.344        | 13 - | 56.511        | + 1.555    | 11:51:47.100        |
| 5 -       | 59.294                  | + 4.338    | 11:41:44.638        | 14 - | 57.637        | + 2.681    | 11:52:44.737        |
| 6 -       | 58.632                  | + 3.676    | 11:42:43.270        | 15 - | 56.512        | + 1.556    | 11:53:41.249        |
| 7 -       | 57.477                  | + 2.521    | 11:43:40.747        | 16 - | 55.778        | + 0.822    | 11:54:37.027        |
| 8 -       | 56.664                  | + 1.708    | 11:44:37.411        | 17 - | <b>54.956</b> |            | <b>11:55:31.983</b> |
| 9 -       | 3:17.733 P              | + 2:22.777 | 11:47:55.144        | 18 - | 55.559        | + 0.603    | 11:56:27.542        |
| <b>11</b> | <b>Stephen GILL</b>     |            | <b>BMW E46 M3</b>   |      |               |            |                     |
| 1 -       | 1:01.362                | + 7.828    | 11:37:18.279        | 10 - | 54.371        | + 0.837    | 11:49:35.251        |
| 2 -       | 54.991                  | + 1.457    | 11:38:13.270        | 11 - | 53.859        | + 0.325    | 11:50:29.110        |
| 3 -       | 54.019                  | + 0.485    | 11:39:07.289        | 12 - | 53.800        | + 0.266    | 11:51:22.910        |
| 4 -       | 54.115                  | + 0.581    | 11:40:01.404        | 13 - | 53.825        | + 0.291    | 11:52:16.735        |
| 5 -       | 54.688                  | + 1.154    | 11:40:56.092        | 14 - | 53.618        | + 0.084    | 11:53:10.353        |
| 6 -       | 54.498                  | + 0.964    | 11:41:50.590        | 15 - | 53.831        | + 0.297    | 11:54:04.184        |
| 7 -       | 2:37.819 P              | + 1:44.285 | 11:44:28.409        | 16 - | 53.877        | + 0.343    | 11:54:58.061        |
| 8 -       | 3:14.027 P              | + 2:20.493 | 11:47:42.436        | 17 - | 53.737        | + 0.203    | 11:55:51.798        |
| 9 -       | 58.444                  | + 4.910    | 11:48:40.880        | 18 - | <b>53.534</b> |            | <b>11:56:45.332</b> |
| <b>21</b> | <b>Nick FOSTER</b>      |            | <b>S BMW E46 M3</b> |      |               |            |                     |
| 1 -       | 1:04.078                | + 12.120   | 11:37:28.876        | 10 - | 54.316        | + 2.358    | 11:45:32.724        |
| 2 -       | 54.895                  | + 2.937    | 11:38:23.771        | 11 - | 53.045        | + 1.087    | 11:46:25.769        |
| 3 -       | 53.993                  | + 2.035    | 11:39:17.764        | 12 - | 52.947        | + 0.989    | 11:47:18.716        |
| 4 -       | 53.489                  | + 1.531    | 11:40:11.253        | 13 - | 2:27.957 P    | + 1:35.999 | 11:49:46.673        |
| 5 -       | 53.553                  | + 1.595    | 11:41:04.806        | 14 - | 55.626        | + 3.668    | 11:50:42.299        |
| 6 -       | 53.421                  | + 1.463    | 11:41:58.227        | 15 - | 52.263        | + 0.305    | 11:51:34.562        |
| 7 -       | 53.149                  | + 1.191    | 11:42:51.376        | 16 - | 52.269        | + 0.311    | 11:52:26.831        |
| 8 -       | 53.394                  | + 1.436    | 11:43:44.770        | 17 - | 52.097        | + 0.139    | 11:53:18.928        |
| 9 -       | 53.638                  | + 1.680    | 11:44:38.408        | 18 - | <b>51.958</b> |            | <b>11:54:10.886</b> |

Brands Hatch Indy  
Circuit Length = 1.1986 miles  
Start: 11:36 End: 11:57


Weather / Track : Cloudy / Drying

# CSL Cup

## QUALIFYING - RACE 6 - LAP ANALYSIS

| <b>22</b> |            | <b>Geoff STEELE</b> |            | <b>BMW E46 M3</b> |      |               |            |                     |
|-----------|------------|---------------------|------------|-------------------|------|---------------|------------|---------------------|
| 1 -       | 1:01.193   |                     | + 9.484    | 11:38:38.434      | 8 -  | <b>51.709</b> |            | <b>11:47:04.731</b> |
| 2 -       | 55.140     |                     | + 3.431    | 11:39:33.574      | 9 -  | 51.888        | + 0.179    | 11:47:56.619        |
| 3 -       | 53.251     |                     | + 1.542    | 11:40:26.825      | 10 - | 51.721        | + 0.012    | 11:48:48.340        |
| 4 -       | 52.490     |                     | + 0.781    | 11:41:19.315      | 11 - | 51.780        | + 0.071    | 11:49:40.120        |
| 5 -       | 3:01.782 P |                     | + 2:10.073 | 11:44:21.097      | 12 - | 51.912        | + 0.203    | 11:50:32.032        |
| 6 -       | 59.913     |                     | + 8.204    | 11:45:21.010      | 13 - | 3:37.351 P    | + 2:45.642 | 11:54:09.383        |
| 7 -       | 52.012     |                     | + 0.303    | 11:46:13.022      |      |               |            |                     |
| <b>99</b> |            | <b>John THORNE</b>  |            | <b>BMW E46 M3</b> |      |               |            |                     |
| 1 -       | 1:09.680   |                     | + 17.226   | 11:37:35.534      | 12 - | 52.512        | + 0.058    | 11:47:24.341        |
| 2 -       | 56.416     |                     | + 3.962    | 11:38:31.950      | 13 - | 53.850        | + 1.396    | 11:48:18.191        |
| 3 -       | 54.815     |                     | + 2.361    | 11:39:26.765      | 14 - | 52.728        | + 0.274    | 11:49:10.919        |
| 4 -       | 53.685     |                     | + 1.231    | 11:40:20.450      | 15 - | <b>52.454</b> |            | <b>11:50:03.373</b> |
| 5 -       | 53.411     |                     | + 0.957    | 11:41:13.861      | 16 - | 53.555        | + 1.101    | 11:50:56.928        |
| 6 -       | 52.912     |                     | + 0.458    | 11:42:06.773      | 17 - | 52.547        | + 0.093    | 11:51:49.475        |
| 7 -       | 52.856     |                     | + 0.402    | 11:42:59.629      | 18 - | 52.733        | + 0.279    | 11:52:42.208        |
| 8 -       | 53.041     |                     | + 0.587    | 11:43:52.670      | 19 - | 52.755        | + 0.301    | 11:53:34.963        |
| 9 -       | 52.874     |                     | + 0.420    | 11:44:45.544      | 20 - | 53.050        | + 0.596    | 11:54:28.013        |
| 10 -      | 53.457     |                     | + 1.003    | 11:45:39.001      | 21 - | 53.031        | + 0.577    | 11:55:21.044        |
| 11 -      | 52.828     |                     | + 0.374    | 11:46:31.829      | 22 - | 52.809        | + 0.355    | 11:56:13.853        |

**CSL Cup  
RACE 6 - GRID**

|  |                           |                              |
|--|---------------------------|------------------------------|
| ROW 4  | 54.298<br>4 John HARRISON | 54.956<br>8 Darren HUMPHREY  |
| ROW 3  | 52.454<br>99 John THORNE  | 53.534<br>11 Stephen GILL    |
| ROW 2  | 51.958<br>21 Nick FOSTER  | 52.204<br>5 Jamie MARTIN     |
| ROW 1  | 51.709<br>22 Geoff STEELE | 51.829<br>3 Dan STRINGFELLOW |
| <b>Pole</b>  |                           |                              |
|  |                           |                              |

Brands Hatch Indy  
Circuit Length = 1.1986 miles

**These results are provisional until the conclusion of any judicial and technical matters.**

Clerk of Course :

Timekeeper :

# CSL Cup

## RACE 6 - CLASSIFICATION

| POS            | NO | CL | NAME                    | ENTRY      | LAPS | TIME      | GAP           | DIFF      | MPH   | BEST       | ON |
|----------------|----|----|-------------------------|------------|------|-----------|---------------|-----------|-------|------------|----|
| 1              | 22 |    | <b>Geoff STEELE</b>     | BMW E46 M3 | 21   | 20:00.593 |               |           | 75.47 | 51.425     | 15 |
| 2              | 5  |    | <b>Jamie MARTIN</b>     | BMW E46 M3 | 21   | 20:01.050 | <b>0.457</b>  | 0.457     | 75.44 | 51.766     | 6  |
| 3              | 3  |    | <b>Dan STRINGFELLOW</b> | BMW E46 M3 | 21   | 20:02.038 | <b>1.445</b>  | 0.988     | 75.38 | 52.017     | 8  |
| 4              | 99 |    | <b>John THORNE</b>      | BMW E46 M3 | 21   | 20:02.139 | <b>1.546</b>  | 0.101     | 75.37 | 51.843     | 21 |
| 5              | 11 |    | <b>Stephen GILL</b>     | BMW E46 M3 | 21   | 20:06.029 | <b>5.436</b>  | 3.890     | 75.13 | 52.674     | 6  |
| 6              | 8  | S  | <b>Darren HUMPHREY</b>  | BMW E46 M3 | 21   | 20:10.114 | <b>9.521</b>  | 4.085     | 74.88 | 54.114     | 5  |
| 7              | 4  | S  | <b>John HARRISON</b>    | BMW E46 M3 | 21   | 20:11.005 | <b>10.412</b> | 0.891     | 74.82 | 54.206     | 3  |
| NOT CLASSIFIED |    |    |                         |            |      |           |               |           |       |            |    |
| DNF            | 21 | S  | <b>Mark STEWARD</b>     | BMW E46 M3 | 16   | 14:05.550 | <b>5 laps</b> | 5 laps    | 81.65 | 51.865     | 16 |
| FASTEST LAP    |    |    |                         |            |      |           |               |           |       |            |    |
|                | 22 |    | <b>Geoff STEELE</b>     | BMW E46 M3 | 15   | 51.425    |               | 83.90 mph |       | 135.03 kph |    |
|                | 21 | S  | <b>Mark STEWARD</b>     | BMW E46 M3 | 16   | 51.865    |               | 83.19 mph |       | 133.89 kph |    |

Weather / Track : Bright / Dry  
 These results are provisional until the conclusion of any judicial and technical matters.

Brands Hatch Indy  
 Circuit Length = 1.1986 miles  
 Start: 16:29 End: 16:50

|                   |  |              |
|-------------------|--|--------------|
| Clerk of Course : |  | Timekeeper : |
|-------------------|--|--------------|

# CSL Cup

## RACE 6 - LAP CHART

| Lap 1 |        |          | Lap 2 |        |         | Lap 3 |        |         | Lap 4 |        |         | Lap 5 |        |         |
|-------|--------|----------|-------|--------|---------|-------|--------|---------|-------|--------|---------|-------|--------|---------|
| No    | Behind | Laptime  | No    | Behind | Laptime | No    | Behind | Laptime | No    | Behind | Laptime | No    | Behind | Laptime |
| 5     |        | 57.385   | 5     |        | 52.347  | 5     |        | 52.126  | 5     |        | 52.325  | 5     |        | 52.161  |
| 3     | 0.483  | 57.868   | 3     | 0.981  | 52.845  | 3     | 1.194  | 52.339  | 3     | 1.096  | 52.227  | 3     | 1.080  | 52.145  |
| 22    | 1.777  | 59.162   | 22    | 1.714  | 52.284  | 22    | 2.463  | 52.875  | 22    | 2.092  | 51.954  | 22    | 2.273  | 52.342  |
| 21    | 2.140  | 59.525   | 21    | 3.053  | 53.260  | 21    | 3.554  | 52.627  | 21    | 3.264  | 52.035  | 21    | 3.415  | 52.312  |
| 99    | 2.661  | 1:00.046 | 99    | 3.195  | 52.881  | 99    | 3.783  | 52.714  | 99    | 4.131  | 52.673  | 99    | 4.135  | 52.165  |
| 4     | 4.626  | 1:02.011 | 4     | 6.665  | 54.386  | 4     | 8.745  | 54.206  | 4     | 10.963 | 54.543  | 11    | 12.247 | 53.238  |
| 11    | 4.828  | 1:02.213 | 11    | 6.980  | 54.499  | 11    | 8.903  | 54.049  | 11    | 11.170 | 54.592  | 4     | 13.788 | 54.986  |
| 8     | 6.374  | 1:03.759 | 8     | 9.385  | 55.358  | 8     | 11.650 | 54.391  | 8     | 14.019 | 54.694  | 8     | 15.972 | 54.114  |



# CSL Cup

## RACE 6 - LAP CHART

| Lap 6 |        |         | Lap 7 |        |         | Lap 8 |        |         | Lap 9 |        |         | Lap 10 |        |         |
|-------|--------|---------|-------|--------|---------|-------|--------|---------|-------|--------|---------|--------|--------|---------|
| No    | Behind | Laptime | No    | Behind | Laptime | No    | Behind | Laptime | No    | Behind | Laptime | No     | Behind | Laptime |
| 5     |        | 51.766  | 5     |        | 52.382  | 5     |        | 52.294  | 5     |        | 52.244  | 5      |        | 52.180  |
| 3     | 1.556  | 52.242  | 3     | 1.998  | 52.824  | 3     | 1.721  | 52.017  | 3     | 1.992  | 52.515  | 3      | 2.062  | 52.250  |
| 22    | 2.062  | 51.555  | 22    | 2.376  | 52.696  | 22    | 1.998  | 51.916  | 22    | 2.375  | 52.621  | 22     | 2.273  | 52.078  |
| 21    | 3.853  | 52.204  | 21    | 4.103  | 52.632  | 21    | 3.978  | 52.169  | 21    | 4.140  | 52.406  | 21     | 4.484  | 52.524  |
| 99    | 5.168  | 52.799  | 99    | 5.257  | 52.471  | 99    | 5.173  | 52.210  | 99    | 5.106  | 52.177  | 99     | 5.136  | 52.210  |
| 11    | 13.155 | 52.674  | 11    | 13.550 | 52.777  | 11    | 14.169 | 52.913  | 11    | 15.590 | 53.665  | 11     | 16.984 | 53.574  |
| 4     | 16.381 | 54.359  | 4     | 18.816 | 54.817  | 4     | 21.060 | 54.538  | 4     | 23.647 | 54.831  | 4      | 26.878 | 55.411  |
| 8     | 19.403 | 55.197  | 8     | 21.528 | 54.507  | 8     | 23.839 | 54.605  | 8     | 25.711 | 54.116  | 8      | 28.137 | 54.606  |

# CSL Cup

## RACE 6 - LAP CHART

| Lap 11 |        |         | Lap 12 |        |         | Lap 13 |        |         | Lap 14 |        |         | Lap 15 |        |         |
|--------|--------|---------|--------|--------|---------|--------|--------|---------|--------|--------|---------|--------|--------|---------|
| No     | Behind | Laptime | No     | Behind | Laptime | No     | Behind | Laptime | No     | Behind | Laptime | No     | Behind | Laptime |
| 5      |        | 52.558  | 5      |        | 52.282  | 5      |        | 52.147  | 5      |        | 52.395  | 5      |        | 52.186  |
| 3      | 2.923  | 53.419  | 22     | 3.243  | 52.485  | 22     | 2.866  | 51.770  | 22     | 1.995  | 51.524  | 22     | 1.234  | 51.425  |
| 22     | 3.040  | 53.325  | 3      | 3.716  | 53.075  | 3      | 4.027  | 52.458  | 3      | 4.262  | 52.630  | 3      | 4.115  | 52.039  |
| 21     | 4.336  | 52.410  | 21     | 4.306  | 52.252  | 21     | 4.556  | 52.397  | 21     | 4.722  | 52.561  | 21     | 4.907  | 52.371  |
| 99     | 4.524  | 51.946  | 99     | 4.540  | 52.298  | 99     | 4.852  | 52.459  | 99     | 5.004  | 52.547  | 99     | 5.203  | 52.385  |
| 11     | 18.279 | 53.853  | 11     | 19.644 | 53.647  | 11     | 21.571 | 54.074  | 11     | 23.031 | 53.855  | 11     | 25.506 | 54.661  |
| 4      | 29.472 | 55.152  | 4      | 32.862 | 55.672  | 4      | 36.543 | 55.828  | 4      | 40.043 | 55.895  | 8      | 43.779 | 55.844  |
| 8      | 30.048 | 54.469  | 8      | 33.047 | 55.281  | 8      | 36.706 | 55.806  | 8      | 40.121 | 55.810  | 4      | 44.729 | 56.872  |

# CSL Cup

## RACE 6 - LAP CHART


| Lap 16 |        |         | Lap 17 |          |          | Lap 18 |        |          | Lap 19 |        |          | Lap 20 |        |          |
|--------|--------|---------|--------|----------|----------|--------|--------|----------|--------|--------|----------|--------|--------|----------|
| No     | Behind | Laptime | No     | Behind   | Laptime  | No     | Behind | Laptime  | No     | Behind | Laptime  | No     | Behind | Laptime  |
| 5      |        | 52.580  | 5      |          | 52.000   | 5      |        | 1:22.581 | 5      |        | 1:30.762 | 5      |        | 1:21.123 |
| 22     | 0.722  | 52.068  | 22     | 0.579    | 51.857   | 22     | 0.569  | 1:22.571 | 22     | 0.726  | 1:30.919 | 22     | 0.534  | 1:20.931 |
| 3      | 4.019  | 52.484  | 3      | 4.746    | 52.727   | 3      | 1.159  | 1:18.994 | 3      | 1.387  | 1:30.990 | 3      | 1.726  | 1:21.462 |
| 21     | 4.192  | 51.865  | 99     | 6.111    | 53.284   | 99     | 2.001  | 1:18.471 | 99     | 2.465  | 1:31.226 | 99     | 2.472  | 1:21.130 |
| 99     | 4.827  | 52.204  | 11     | 45.404   | 1:10.110 | 11     | 22.720 | 59.897   | 11     | 3.700  | 1:11.742 | 11     | 4.101  | 1:21.524 |
| 11     | 27.294 | 54.368  | 8      | 59.561   | 1:04.895 | 8      | 51.850 | 1:14.870 | 8      | 29.545 | 1:08.457 | 8      | 6.705  | 58.283   |
| 8      | 46.666 | 55.467  | 4      | 1:00.748 | 1:04.791 | 4      | 52.337 | 1:14.170 | 4      | 30.291 | 1:08.716 | 4      | 7.538  | 58.370   |
| 4      | 47.957 | 55.808  |        |          |          |        |        |          |        |        |          |        |        |          |

# CSL Cup

## RACE 6 - LAP CHART

| Lap 21 |        |         |
|--------|--------|---------|
| No     | Behind | Laptime |
| 22     |        | 52.235  |
| 5      | 0.457  | 53.226  |
| 3      | 1.445  | 52.488  |
| 99     | 1.546  | 51.843  |
| 11     | 5.436  | 54.104  |
| 8      | 9.521  | 55.585  |
| 4      | 10.412 | 55.643  |

**CSL Cup  
RACE 13 - GRID**

|          |  |                     |
|----------|--|---------------------|
| ROW<br>4 | 4   John HARRISON  | 31   Nick FOSTER    |
| ROW<br>3 | 11   Stephen GILL  | 8   Darren HUMPHREY |
| ROW<br>2 | 3   Dan STRINGFELLOW   | 99   John THORNE    |
| ROW<br>1 | 22   Geoff STEELE  | 5   Jamie MARTIN    |
|          | <b>Pole</b>  |                     |
|          |  |                     |

Brands Hatch Indy  
Circuit Length = 1.1986 miles

**These results are provisional until the conclusion of any judicial and technical matters.**

|                   |  |              |
|-------------------|--|--------------|
| Clerk of Course : |  | Timekeeper : |
|-------------------|--|--------------|

# CSL Cup

## RACE 13 - CLASSIFICATION

| POS            | NO | CL | NAME             | ENTRY      | LAPS | TIME      | GAP     | DIFF      | MPH   | BEST       | ON |
|----------------|----|----|------------------|------------|------|-----------|---------|-----------|-------|------------|----|
| 1              | 21 | S  | Nick FOSTER      | BMW M3 E36 | 22   | 20:26.665 |         |           | 77.38 | 51.660     | 3  |
| 2              | 5  |    | Jamie MARTIN     | BMW E46 M3 | 22   | 20:30.695 | 4.030   | 4.030     | 77.13 | 52.172     | 13 |
| 3              | 3  |    | Dan STRINGFELLOW | BMW E46 M3 | 22   | 20:31.642 | 4.977   | 0.947     | 77.07 | 52.245     | 7  |
| 4              | 22 |    | Geoff STEELE     | BMW E46 M3 | 22   | 20:32.699 | 6.034   | 1.057     | 77.01 | 52.190     | 19 |
| 5              | 99 |    | John THORNE      | BMW E46 M3 | 22   | 20:37.556 | 10.891  | 4.857     | 76.70 | 52.433     | 13 |
| 6              | 8  | S  | Darren HUMPHREY  | BMW E46 M3 | 21   | 20:31.096 | 1 lap   | 1 lap     | 73.60 | 55.460     | 5  |
| NOT CLASSIFIED |    |    |                  |            |      |           |         |           |       |            |    |
| DNF            | 11 |    | Stephen GILL     | BMW E46 M3 | 12   | 11:50.509 | 10 laps | 9 laps    | 72.87 | 53.506     | 6  |
| DNF            | 4  | S  | John HARRISON    | BMW E46 M3 | 6    | 5:41.155  | 16 laps | 6 laps    | 75.89 | 54.764     | 5  |
| FASTEST LAP    |    |    |                  |            |      |           |         |           |       |            |    |
|                | 21 | S  | Nick FOSTER      | BMW M3 E36 | 3    | 51.660    |         | 83.52 mph |       | 134.42 kph |    |
|                | 5  |    | Jamie MARTIN     | BMW E46 M3 | 13   | 52.172    |         | 82.70 mph |       | 133.10 kph |    |

Weather / Track : Sunny / Dry

These results are provisional until the conclusion of any judicial and technical matters.

Brands Hatch Indy  
 Circuit Length = 1.1986 miles  
 Start: 15:36 End: 15:56

Clerk of Course :

Timekeeper :

# CSL Cup

## RACE 13 - LAP CHART

| Lap 1 |        |          | Lap 2 |        |         | Lap 3 |        |         | Lap 4 |        |         | Lap 5 |        |         |
|-------|--------|----------|-------|--------|---------|-------|--------|---------|-------|--------|---------|-------|--------|---------|
| No    | Behind | Laptime  | No    | Behind | Laptime | No    | Behind | Laptime | No    | Behind | Laptime | No    | Behind | Laptime |
| 5     |        | 59.159   | 5     |        | 52.523  | 5     |        | 52.738  | 5     |        | 53.028  | 5     |        | 52.654  |
| 3     | 1.172  | 1:00.331 | 21    | 1.259  | 52.390  | 21    | 0.181  | 51.660  | 21    | 0.162  | 53.009  | 21    | 0.310  | 52.802  |
| 21    | 1.392  | 1:00.551 | 3     | 2.429  | 53.780  | 3     | 2.836  | 53.145  | 3     | 2.815  | 53.007  | 3     | 4.092  | 53.931  |
| 99    | 2.379  | 1:01.538 | 99    | 2.847  | 52.991  | 99    | 3.062  | 52.953  | 99    | 3.203  | 53.169  | 99    | 4.487  | 53.938  |
| 11    | 3.504  | 1:02.663 | 11    | 5.467  | 54.486  | 22    | 6.686  | 53.695  | 22    | 7.057  | 53.399  | 22    | 7.449  | 53.046  |
| 22    | 3.853  | 1:03.012 | 22    | 5.729  | 54.399  | 11    | 7.989  | 55.260  | 11    | 9.159  | 54.198  | 11    | 10.312 | 53.807  |
| 4     | 5.120  | 1:04.279 | 4     | 7.537  | 54.940  | 4     | 9.943  | 55.144  | 4     | 11.696 | 54.781  | 4     | 13.806 | 54.764  |
| 8     | 6.961  | 1:06.120 | 8     | 10.399 | 55.961  | 8     | 13.174 | 55.513  | 8     | 15.904 | 55.758  | 8     | 18.710 | 55.460  |

# CSL Cup

## RACE 13 - LAP CHART

| Lap 6 |        |         | Lap 7 |        |         | Lap 8 |        |         | Lap 9 |        |          | Lap 10 |        |          |
|-------|--------|---------|-------|--------|---------|-------|--------|---------|-------|--------|----------|--------|--------|----------|
| No    | Behind | Laptime | No    | Behind | Laptime | No    | Behind | Laptime | No    | Behind | Laptime  | No     | Behind | Laptime  |
| 5     |        | 52.513  | 21    |        | 54.031  | 21    |        | 53.026  | 21    |        | 1:09.144 | 21     |        | 1:39.336 |
| 21    | 0.137  | 52.340  | 5     | 0.383  | 54.551  | 5     | 0.313  | 52.956  | 5     | 0.996  | 1:09.827 | 5      | 0.960  | 1:39.300 |
| 3     | 4.097  | 52.518  | 3     | 2.174  | 52.245  | 3     | 1.649  | 52.501  | 3     | 2.112  | 1:09.607 | 3      | 1.664  | 1:38.888 |
| 99    | 4.587  | 52.613  | 99    | 2.874  | 52.455  | 99    | 2.536  | 52.688  | 99    | 2.795  | 1:09.403 | 99     | 2.287  | 1:38.828 |
| 22    | 7.556  | 52.620  | 22    | 6.032  | 52.644  | 22    | 5.506  | 52.500  | 22    | 4.690  | 1:08.328 | 22     | 3.387  | 1:38.033 |
| 11    | 11.305 | 53.506  | 11    | 11.594 | 54.457  | 11    | 13.836 | 55.268  | 11    | 6.377  | 1:01.685 | 11     | 4.905  | 1:37.864 |
| 4     | 18.540 | 57.247  | 8     | 25.461 | 57.917  | 8     | 31.706 | 59.271  | 8     | 21.293 | 58.731   | 8      | 6.558  | 1:24.601 |
| 8     | 21.712 | 55.515  |       |        |         |       |        |         |       |        |          |        |        |          |



# CSL Cup

## RACE 13 - LAP CHART

| Lap 11 |        |         | Lap 12 |        |         | Lap 13 |        |         | Lap 14 |        |         | Lap 15 |        |         |
|--------|--------|---------|--------|--------|---------|--------|--------|---------|--------|--------|---------|--------|--------|---------|
| No     | Behind | Laptime | No     | Behind | Laptime | No     | Behind | Laptime | No     | Behind | Laptime | No     | Behind | Laptime |
| 21     |        | 52.174  | 21     |        | 51.853  | 21     |        | 51.997  | 21     |        | 51.919  | 21     |        | 52.549  |
| 5      | 1.060  | 52.274  | 5      | 1.401  | 52.194  | 5      | 1.576  | 52.172  | 5      | 2.369  | 52.712  | 5      | 2.710  | 52.890  |
| 3      | 1.882  | 52.392  | 3      | 2.473  | 52.444  | 3      | 2.921  | 52.445  | 3      | 3.536  | 52.534  | 3      | 3.550  | 52.563  |
| 99     | 3.098  | 52.985  | 99     | 3.781  | 52.536  | 99     | 4.217  | 52.433  | 99     | 4.733  | 52.435  | 99     | 4.702  | 52.518  |
| 22     | 3.706  | 52.493  | 22     | 4.474  | 52.621  | 22     | 4.799  | 52.322  | 22     | 5.656  | 52.776  | 22     | 5.611  | 52.504  |
| 11     | 6.297  | 53.566  | 11     | 8.193  | 53.749  | 8      | 22.139 | 59.258  | 8      | 27.796 | 57.576  | 8      | 32.727 | 57.480  |
| 8      | 10.635 | 56.251  | 8      | 14.878 | 56.096  |        |        |         |        |        |         |        |        |         |

# CSL Cup

## RACE 13 - LAP CHART

| Lap 16 |        |         | Lap 17 |        |         | Lap 18 |        |         | Lap 19 |        |         | Lap 20 |        |         |
|--------|--------|---------|--------|--------|---------|--------|--------|---------|--------|--------|---------|--------|--------|---------|
| No     | Behind | Laptime | No     | Behind | Laptime | No     | Behind | Laptime | No     | Behind | Laptime | No     | Behind | Laptime |
| 21     |        | 52.609  | 21     |        | 52.704  | 21     |        | 52.374  | 21     |        | 52.495  | 21     |        | 52.246  |
| 5      | 2.970  | 52.869  | 5      | 3.286  | 53.020  | 5      | 3.731  | 52.819  | 5      | 4.012  | 52.776  | 5      | 4.304  | 52.538  |
| 3      | 5.508  | 54.567  | 3      | 5.089  | 52.285  | 3      | 5.197  | 52.482  | 3      | 5.130  | 52.428  | 3      | 5.361  | 52.477  |
| 22     | 6.383  | 53.381  | 22     | 6.034  | 52.355  | 22     | 5.968  | 52.308  | 22     | 5.663  | 52.190  | 22     | 6.429  | 53.012  |
| 99     | 9.419  | 57.326  | 99     | 9.399  | 52.684  | 99     | 9.646  | 52.621  | 99     | 9.951  | 52.800  | 99     | 10.664 | 52.959  |
| 8      | 36.488 | 56.370  | 8      | 39.770 | 55.986  | 8      | 43.480 | 56.084  | 8      | 46.855 | 55.870  | 8      | 50.422 | 55.813  |

# CSL Cup

## RACE 13 - LAP CHART

| Lap 21 |        |         | Lap 22 |        |         |
|--------|--------|---------|--------|--------|---------|
| No     | Behind | Laptime | No     | Behind | Laptime |
| 21     |        | 52.451  | 21     |        | 53.005  |
| 5      | 4.590  | 52.737  | 5      | 4.030  | 52.445  |
| 3      | 5.629  | 52.719  | 8      | 1 LAP  | 59.465  |
| 22     | 6.639  | 52.661  | 3      | 4.977  | 52.353  |
| 99     | 10.903 | 52.690  | 22     | 6.034  | 52.400  |
|        |        |         | 99     | 10.891 | 52.993  |

# Dunlop Mini Se7en Championship

## QUALIFYING - RACE 12 - CLASSIFICATION

| POS | NO | CL | NAME                 | ENTRY      | TIME     | ON | LAPS | GAP    | DIFF  | MPH   |
|-----|----|----|----------------------|------------|----------|----|------|--------|-------|-------|
| 1   | 3  |    | Kane ASTIN           | Mini Se7en | 1:00.230 | 9  | 9    |        |       | 71.64 |
| 2   | 8  |    | Niven BURGE          | Mini Se7en | 1:00.710 | 8  | 8    | 0.480  | 0.480 | 71.07 |
| 3   | 46 |    | Max HUNTER           | Mini Se7en | 1:00.974 | 8  | 8    | 0.744  | 0.264 | 70.76 |
| 4   | 22 |    | Graeme DAVIS         | Mini Se7en | 1:01.160 | 8  | 8    | 0.930  | 0.186 | 70.55 |
| 5   | 35 |    | Paul SPARK           | Mini Se7en | 1:01.192 | 8  | 8    | 0.962  | 0.032 | 70.51 |
| 6   | 36 |    | Damon ASTIN          | Mini Se7en | 1:01.239 | 5  | 9    | 1.009  | 0.047 | 70.46 |
| 7   | 52 |    | Nath BURGE           | Mini Se7en | 1:01.610 | 4  | 5    | 1.380  | 0.371 | 70.03 |
| 8   | 23 |    | Ricky HORNE          | Mini Se7en | 1:01.642 | 7  | 8    | 1.412  | 0.032 | 70.00 |
| 9   | 9  |    | James BOWERS COULSON | Mini Se7en | 1:01.858 | 8  | 8    | 1.628  | 0.216 | 69.75 |
| 10  | 20 |    | Darren THOMAS        | Mini Se7en | 1:02.453 | 7  | 8    | 2.223  | 0.595 | 69.09 |
| 11  | 77 |    | Tristen KNIGHT       | Mini Se7en | 1:02.491 | 8  | 8    | 2.261  | 0.038 | 69.05 |
| 12  | 91 |    | Julian AFFLECK       | Mini Se7en | 1:03.412 | 6  | 8    | 3.182  | 0.921 | 68.04 |
| 13  | 38 |    | Steven HOPPER        | Mini Se7en | 1:03.444 | 8  | 8    | 3.214  | 0.032 | 68.01 |
| 14  | 69 |    | Steve TRENCH         | Mini Se7ev | 1:04.402 | 8  | 8    | 4.172  | 0.958 | 67.00 |
| 15  | 60 |    | Malcolm KEAT         | Mini Se7en | 1:08.888 | 5  | 5    | 8.658  | 4.486 | 62.63 |
| 16  | 25 |    | Mike RAYNER          | Mini Se7en | 1:10.338 | 8  | 8    | 10.108 | 1.450 | 61.34 |
| 17  | 11 |    | Ian DEVINY           | Mini Se7en | 1:10.812 | 2  | 2    | 10.582 | 0.474 | 60.93 |
| 18  | 48 |    | Terry BARRINGER      | Mini Se7ev | 1:11.422 | 2  | 4    | 11.192 | 0.610 | 60.41 |
| 19  | 95 |    | Julian PROCTOR       | Mini Se7en | 1:11.991 | 4  | 4    | 11.761 | 0.569 | 59.93 |
| 20  | 92 |    | Kevin O'SHEA         | Mini Se7en | 1:15.291 | 5  | 7    | 15.061 | 3.300 | 57.31 |
| 21  | 13 |    | Graham EDWARDS       | Mini Se7en | 1:21.777 | 1  | 1    | 21.547 | 6.486 | 52.76 |

Weather / Track : Bright / Damp

These results are provisional until the conclusion of any judicial and technical matters.

Brands Hatch Indy  
 Circuit Length = 1.1986 miles  
 Start: 10:00 End: 10:16

|                   |  |              |
|-------------------|--|--------------|
| Clerk of Course : |  | Timekeeper : |
|-------------------|--|--------------|

## Dunlop Mini Se7en Championship

### QUALIFYING - RACE 12 - LAP ANALYSIS

|           |  |            |                     |     |                 |         |                     |
|-----------|--|------------|---------------------|-----|-----------------|---------|---------------------|
| <b>3</b>  | <b>Kane ASTIN</b> Mini Se7en           |            |                     |     |                 |         |                     |
| 1 -       | 1:16.499                               | + 16.269   | 10:01:49.828        | 6 - | 1:00.926        | + 0.696 | 10:13:05.778        |
| 2 -       | 1:06.283                               | + 6.053    | 10:02:56.111        | 7 - | 1:00.458        | + 0.228 | 10:14:06.236        |
| 3 -       | 7:01.427 P                             | + 6:01.197 | 10:09:57.538        | 8 - | 1:01.189        | + 0.959 | 10:15:07.425        |
| 4 -       | 1:06.373                               | + 6.143    | 10:11:03.911        | 9 - | <b>1:00.230</b> |         | <b>10:16:07.655</b> |
| 5 -       | 1:00.941                               | + 0.711    | 10:12:04.852        |     |                 |         |                     |
| <b>8</b>  | <b>Niven BURGE</b> Mini Se7en          |            |                     |     |                 |         |                     |
| 1 -       | 1:10.405                               | + 9.695    | 10:01:19.677        | 5 - | 1:01.977        | + 1.267 | 10:12:41.287        |
| 2 -       | 1:03.012                               | + 2.302    | 10:02:22.689        | 6 - | 1:01.553        | + 0.843 | 10:13:42.840        |
| 3 -       | 7:58.623 P                             | + 6:57.913 | 10:10:21.312        | 7 - | 1:00.863        | + 0.153 | 10:14:43.703        |
| 4 -       | 1:17.998                               | + 17.288   | 10:11:39.310        | 8 - | <b>1:00.710</b> |         | <b>10:15:44.413</b> |
| <b>9</b>  | <b>James BOWERS COULSON</b> Mini Se7en |            |                     |     |                 |         |                     |
| 1 -       | 1:17.175                               | + 15.317   | 10:01:38.682        | 5 - | 1:03.038        | + 1.180 | 10:12:22.273        |
| 2 -       | 1:06.484                               | + 4.626    | 10:02:45.166        | 6 - | 1:02.599        | + 0.741 | 10:13:24.872        |
| 3 -       | 7:26.054 P                             | + 6:24.196 | 10:10:11.220        | 7 - | 1:03.342        | + 1.484 | 10:14:28.214        |
| 4 -       | 1:08.015                               | + 6.157    | 10:11:19.235        | 8 - | <b>1:01.858</b> |         | <b>10:15:30.072</b> |
| <b>11</b> | <b>Ian DEVINY</b> Mini Se7en           |            |                     |     |                 |         |                     |
| 1 -       | 1:12.772                               | + 1.960    | 10:01:25.433        | 2 - | <b>1:10.812</b> |         | <b>10:02:36.245</b> |
| <b>13</b> | <b>Graham EDWARDS</b> Mini Se7en       |            |                     |     |                 |         |                     |
| 1 -       | <b>1:21.777</b>                        |            | <b>10:01:52.708</b> |     |                 |         |                     |
| <b>20</b> | <b>Darren THOMAS</b> Mini Se7en        |            |                     |     |                 |         |                     |
| 1 -       | 1:14.020                               | + 11.567   | 10:01:27.667        | 5 - | 1:03.528        | + 1.075 | 10:12:22.118        |
| 2 -       | 1:07.385                               | + 4.932    | 10:02:35.052        | 6 - | 1:02.704        | + 0.251 | 10:13:24.822        |
| 3 -       | 7:34.030 P                             | + 6:31.577 | 10:10:09.082        | 7 - | <b>1:02.453</b> |         | <b>10:14:27.275</b> |
| 4 -       | 1:09.508                               | + 7.055    | 10:11:18.590        | 8 - | 1:02.734        | + 0.281 | 10:15:30.009        |
| <b>22</b> | <b>Graeme DAVIS</b> Mini Se7en         |            |                     |     |                 |         |                     |
| 1 -       | 1:17.607                               | + 16.447   | 10:01:47.133        | 5 - | 1:02.139        | + 0.979 | 10:12:08.505        |
| 2 -       | 1:09.185                               | + 8.025    | 10:02:56.318        | 6 - | 1:04.552        | + 3.392 | 10:13:13.057        |
| 3 -       | 7:02.960 P                             | + 6:01.800 | 10:09:59.278        | 7 - | 1:01.559        | + 0.399 | 10:14:14.616        |
| 4 -       | 1:07.088                               | + 5.928    | 10:11:06.366        | 8 - | <b>1:01.160</b> |         | <b>10:15:15.776</b> |
| <b>23</b> | <b>Ricky HORNE</b> Mini Se7en          |            |                     |     |                 |         |                     |
| 1 -       | 1:19.023                               | + 17.381   | 10:01:46.026        | 5 - | 1:01.780        | + 0.138 | 10:12:09.524        |
| 2 -       | 1:11.479                               | + 9.837    | 10:02:57.505        | 6 - | 1:04.357        | + 2.715 | 10:13:13.881        |
| 3 -       | 7:03.346 P                             | + 6:01.704 | 10:10:00.851        | 7 - | <b>1:01.642</b> |         | <b>10:14:15.523</b> |
| 4 -       | 1:06.893                               | + 5.251    | 10:11:07.744        | 8 - | 1:01.956        | + 0.314 | 10:15:17.479        |
| <b>25</b> | <b>Mike RAYNER</b> Mini Se7en          |            |                     |     |                 |         |                     |
| 1 -       | 1:25.586                               | + 15.248   | 10:01:40.174        | 5 - | 1:13.641        | + 3.303 | 10:12:37.274        |
| 2 -       | 1:20.517                               | + 10.179   | 10:03:00.691        | 6 - | 1:12.247        | + 1.909 | 10:13:49.521        |
| 3 -       | 7:04.075 P                             | + 5:53.737 | 10:10:04.766        | 7 - | 1:11.170        | + 0.832 | 10:15:00.691        |
| 4 -       | 1:18.867                               | + 8.529    | 10:11:23.633        | 8 - | <b>1:10.338</b> |         | <b>10:16:11.029</b> |
| <b>35</b> | <b>Paul SPARK</b> Mini Se7en           |            |                     |     |                 |         |                     |
| 1 -       | 1:16.555                               | + 15.363   | 10:01:41.513        | 5 - | 1:02.229        | + 1.037 | 10:12:26.112        |
| 2 -       | 1:05.803                               | + 4.611    | 10:02:47.316        | 6 - | 1:01.952        | + 0.760 | 10:13:28.064        |
| 3 -       | 7:30.783 P                             | + 6:29.591 | 10:10:18.099        | 7 - | 1:01.635        | + 0.443 | 10:14:29.699        |
| 4 -       | 1:05.784                               | + 4.592    | 10:11:23.883        | 8 - | <b>1:01.192</b> |         | <b>10:15:30.891</b> |
| <b>36</b> | <b>Damon ASTIN</b> Mini Se7en          |            |                     |     |                 |         |                     |
| 1 -       | 1:18.015                               | + 16.776   | 10:01:50.340        | 6 - | 1:01.667        | + 0.428 | 10:13:07.761        |
| 2 -       | 1:06.154                               | + 4.915    | 10:02:56.494        | 7 - | 1:02.888        | + 1.649 | 10:14:10.649        |
| 3 -       | 7:02.074 P                             | + 6:00.835 | 10:09:58.568        | 8 - | 1:02.583        | + 1.344 | 10:15:13.232        |
| 4 -       | 1:06.287                               | + 5.048    | 10:11:04.855        | 9 - | 1:03.621        | + 2.382 | 10:16:16.853        |
| 5 -       | <b>1:01.239</b>                        |            | <b>10:12:06.094</b> |     |                 |         |                     |

Brands Hatch Indy  
Circuit Length = 1.1986 miles  
Start: 10:00 End: 10:16

Weather / Track : Bright / Damp

# Dunlop Mini Se7en Championship


## QUALIFYING - RACE 12 - LAP ANALYSIS

|           |                        |            |                     |     |                 |            |                     |
|-----------|------------------------|------------|---------------------|-----|-----------------|------------|---------------------|
| <b>38</b> | <b>Steven HOPPER</b>   |            | Mini Se7en          |     |                 |            |                     |
| 1 -       | 1:20.224               | + 16.780   | 10:01:35.834        | 5 - | 1:05.989        | + 2.545    | 10:12:54.043        |
| 2 -       | 1:09.446               | + 6.002    | 10:02:45.280        | 6 - | 1:03.778        | + 0.334    | 10:13:57.821        |
| 3 -       | 7:53.625 P             | + 6:50.181 | 10:10:38.905        | 7 - | 1:03.495        | + 0.051    | 10:15:01.316        |
| 4 -       | 1:09.149               | + 5.705    | 10:11:48.054        | 8 - | <b>1:03.444</b> |            | <b>10:16:04.760</b> |
| <b>46</b> | <b>Max HUNTER</b>      |            | Mini Se7en          |     |                 |            |                     |
| 1 -       | 1:16.861               | + 15.887   | 10:01:51.989        | 5 - | 1:01.891        | + 0.917    | 10:12:52.710        |
| 2 -       | 1:05.175               | + 4.201    | 10:02:57.164        | 6 - | 1:03.018        | + 2.044    | 10:13:55.728        |
| 3 -       | 7:45.604 P             | + 6:44.630 | 10:10:42.768        | 7 - | 1:01.521        | + 0.547    | 10:14:57.249        |
| 4 -       | 1:08.051               | + 7.077    | 10:11:50.819        | 8 - | <b>1:00.974</b> |            | <b>10:15:58.223</b> |
| <b>48</b> | <b>Terry BARRINGER</b> |            | Mini Se7ev          |     |                 |            |                     |
| 1 -       | 1:22.187               | + 10.765   | 10:01:39.137        | 3 - | 11:03.972 P     | + 9:52.550 | 10:13:54.531        |
| 2 -       | <b>1:11.422</b>        |            | <b>10:02:50.559</b> | 4 - | 1:22.314        | + 10.892   | 10:15:16.845        |
| <b>52</b> | <b>Nath BURGE</b>      |            | Mini Se7en          |     |                 |            |                     |
| 1 -       | 9:28.354               | + 8:26.744 | 10:10:51.951        | 4 - | <b>1:01.610</b> |            | <b>10:14:05.199</b> |
| 2 -       | 1:08.931               | + 7.321    | 10:12:00.882        | 5 - | 1:02.377        | + 0.767    | 10:15:07.576        |
| 3 -       | 1:02.707               | + 1.097    | 10:13:03.589        |     |                 |            |                     |
| <b>60</b> | <b>Malcolm KEAT</b>    |            | Mini Se7en          |     |                 |            |                     |
| 1 -       | 8:44.284               | + 7:35.396 | 10:10:47.974        | 4 - | 1:09.528        | + 0.640    | 10:14:28.038        |
| 2 -       | 1:18.059               | + 9.171    | 10:12:06.033        | 5 - | <b>1:08.888</b> |            | <b>10:15:36.926</b> |
| 3 -       | 1:12.477               | + 3.589    | 10:13:18.510        |     |                 |            |                     |
| <b>69</b> | <b>Steve TRENCH</b>    |            | Mini Se7ev          |     |                 |            |                     |
| 1 -       | 1:24.492               | + 20.090   | 10:01:52.970        | 5 - | 1:09.589        | + 5.187    | 10:12:26.417        |
| 2 -       | 1:10.737               | + 6.335    | 10:03:03.707        | 6 - | 1:04.938        | + 0.536    | 10:13:31.355        |
| 3 -       | 7:02.853 P             | + 5:58.451 | 10:10:06.560        | 7 - | 1:04.483        | + 0.081    | 10:14:35.838        |
| 4 -       | 1:10.268               | + 5.866    | 10:11:16.828        | 8 - | <b>1:04.402</b> |            | <b>10:15:40.240</b> |
| <b>77</b> | <b>Tristen KNIGHT</b>  |            | Mini Se7en          |     |                 |            |                     |
| 1 -       | 1:19.140               | + 16.649   | 10:01:38.358        | 5 - | 1:02.991        | + 0.500    | 10:12:21.808        |
| 2 -       | 1:05.279               | + 2.788    | 10:02:43.637        | 6 - | 1:02.585        | + 0.094    | 10:13:24.393        |
| 3 -       | 7:26.673 P             | + 6:24.182 | 10:10:10.310        | 7 - | 1:02.779        | + 0.288    | 10:14:27.172        |
| 4 -       | 1:08.507               | + 6.016    | 10:11:18.817        | 8 - | <b>1:02.491</b> |            | <b>10:15:29.663</b> |
| <b>91</b> | <b>Julian AFFLECK</b>  |            | Mini Se7en          |     |                 |            |                     |
| 1 -       | 1:21.680               | + 18.268   | 10:01:42.178        | 5 - | 1:04.817        | + 1.405    | 10:12:18.787        |
| 2 -       | 1:15.517               | + 12.105   | 10:02:57.695        | 6 - | <b>1:03.412</b> |            | <b>10:13:22.199</b> |
| 3 -       | 7:05.734 P             | + 6:02.322 | 10:10:03.429        | 7 - | 1:05.023        | + 1.611    | 10:14:27.222        |
| 4 -       | 1:10.541               | + 7.129    | 10:11:13.970        | 8 - | 1:05.170        | + 1.758    | 10:15:32.392        |
| <b>92</b> | <b>Kevin O'SHEA</b>    |            | Mini Se7en          |     |                 |            |                     |
| 1 -       | 1:29.427               | + 14.136   | 10:01:52.617        | 5 - | <b>1:15.291</b> |            | <b>10:12:42.468</b> |
| 2 -       | 1:17.867               | + 2.576    | 10:03:10.484        | 6 - | 1:16.647        | + 1.356    | 10:13:59.115        |
| 3 -       | 6:57.199 P             | + 5:41.908 | 10:10:07.683        | 7 - | 1:16.524        | + 1.233    | 10:15:15.639        |
| 4 -       | 1:19.494               | + 4.203    | 10:11:27.177        |     |                 |            |                     |
| <b>95</b> | <b>Julian PROCTOR</b>  |            | Mini Se7en          |     |                 |            |                     |
| 1 -       | 1:23.368               | + 11.377   | 10:01:41.362        | 3 - | 7:04.666 P      | + 5:52.675 | 10:10:01.862        |
| 2 -       | 1:15.834               | + 3.843    | 10:02:57.196        | 4 - | <b>1:11.991</b> |            | <b>10:11:13.853</b> |

Weather / Track : Bright / Damp

# Dunlop Mini Se7en Championship

## RACE 12 - GRID

|  |                                      |                                  |
|--|--------------------------------------|----------------------------------|
| ROW 11   | 1:21.777<br>13   Graham EDWARDS      | 82   Andrew RUTHVEN              |
| ROW 10   | 1:11.991<br>95   Julian PROCTOR      | 1:15.291<br>92   Kevin O'SHEA    |
| ROW 9  | 1:10.812<br>11   Ian DEVINY          | 1:11.422<br>48   Terry BARRINGER |
| ROW 8  | 1:08.888<br>60   Malcolm KEAT        | 1:10.338<br>25   Mike RAYNER     |
| ROW 7  | 1:03.444<br>38   Steven HOPPER       | 1:04.402<br>69   Steve TRENCH    |
| ROW 6  | 1:02.491<br>77   Tristen KNIGHT      | 1:03.412<br>91   Julian AFFLECK  |
| ROW 5  | 1:01.858<br>9   James BOWERS COULSON | 1:02.453<br>20   Darren THOMAS   |
| ROW 4  | 1:01.610<br>52   Nath BURGE          | 1:01.642<br>23   Ricky HORNE     |
| ROW 3  | 1:01.192<br>35   Paul SPARK          | 1:01.239<br>36   Damon ASTIN     |
| ROW 2  | 1:00.974<br>46   Max HUNTER          | 1:01.160<br>22   Graeme DAVIS    |
| ROW 1  | 1:00.230<br>3   Kane ASTIN           | 1:00.710<br>8   Niven BURGE      |
| <b>Pole</b>  |                                      |                                  |
|  |                                      |                                  |

Brands Hatch Indy  
Circuit Length = 1.1986 miles

**These results are provisional until the conclusion of any judicial and technical matters.**

Clerk of Course :

Timekeeper :

# Dunlop Mini Se7en Championship

## RACE 12 - CLASSIFICATION

| POS | NO | CL | NAME                        | ENTRY      | LAPS | TIME      | GAP           | DIFF   | MPH   | BEST     | ON |
|-----|----|----|-----------------------------|------------|------|-----------|---------------|--------|-------|----------|----|
| 1   | 3  |    | <b>Kane ASTIN</b>           | Mini Se7en | 15   | 15:20.959 |               |        | 70.28 | 1:00.458 | 3  |
| 2   | 46 |    | <b>Max HUNTER</b>           | Mini Se7en | 15   | 15:23.566 | <b>2.607</b>  | 2.607  | 70.08 | 1:00.358 | 4  |
| 3   | 8  |    | <b>Niven BURGE</b>          | Mini Se7en | 15   | 15:28.618 | <b>7.659</b>  | 5.052  | 69.70 | 1:00.534 | 4  |
| 4   | 22 |    | <b>Graeme DAVIS</b>         | Mini Se7en | 15   | 15:34.089 | <b>13.130</b> | 5.471  | 69.29 | 1:01.234 | 6  |
| 5   | 11 |    | <b>Ian DEVINY</b>           | Mini Se7en | 15   | 15:34.204 | <b>13.245</b> | 0.115  | 69.28 | 1:00.746 | 8  |
| 6   | 23 |    | <b>Ricky HORNE</b>          | Mini Se7en | 15   | 15:34.662 | <b>13.703</b> | 0.458  | 69.25 | 1:01.239 | 3  |
| 7   | 13 |    | <b>Graham EDWARDS</b>       | Mini Se7en | 15   | 15:39.628 | <b>18.669</b> | 4.966  | 68.88 | 1:01.337 | 3  |
| 8   | 77 |    | <b>Tristen KNIGHT</b>       | Mini Se7en | 15   | 15:40.477 | <b>19.518</b> | 0.849  | 68.82 | 1:01.049 | 5  |
| 9   | 9  |    | <b>James BOWERS COULSON</b> | Mini Se7en | 15   | 15:40.895 | <b>19.936</b> | 0.418  | 68.79 | 1:01.040 | 3  |
| 10  | 36 |    | <b>Damon ASTIN</b>          | Mini Se7en | 15   | 15:43.033 | <b>22.074</b> | 2.138  | 68.63 | 1:01.461 | 4  |
| 11  | 35 |    | <b>Paul SPARK</b>           | Mini Se7en | 15   | 15:47.056 | <b>26.097</b> | 4.023  | 68.34 | 1:01.433 | 3  |
| 12  | 20 |    | <b>Darren THOMAS</b>        | Mini Se7en | 15   | 15:49.767 | <b>28.808</b> | 2.711  | 68.14 | 1:01.996 | 4  |
| 13  | 60 |    | <b>Malcolm KEAT</b>         | Mini Se7en | 15   | 15:52.636 | <b>31.677</b> | 2.869  | 67.94 | 1:02.356 | 5  |
| 14  | 38 |    | <b>Steven HOPPER</b>        | Mini Se7en | 15   | 16:02.307 | <b>41.348</b> | 9.671  | 67.26 | 1:03.027 | 5  |
| 15  | 91 |    | <b>Julian AFFLECK</b>       | Mini Se7en | 15   | 16:05.217 | <b>44.258</b> | 2.910  | 67.05 | 1:03.057 | 4  |
| 16  | 69 |    | <b>Steve TRENCH</b>         | Mini Se7ev | 14   | 15:21.638 | <b>1 lap</b>  | 1 lap  | 65.54 | 1:04.006 | 4  |
| 17  | 48 |    | <b>Terry BARRINGER</b>      | Mini Se7ev | 14   | 15:51.654 | <b>1 lap</b>  | 30.016 | 63.47 | 1:05.676 | 3  |
| 18  | 95 |    | <b>Julian PROCTOR</b>       | Mini Se7en | 14   | 16:04.399 | <b>1 lap</b>  | 12.745 | 62.64 | 1:06.918 | 8  |
| 19  | 25 |    | <b>Mike RAYNER</b>          | Mini Se7en | 14   | 16:04.428 | <b>1 lap</b>  | 0.029  | 62.63 | 1:06.788 | 8  |

NOT CLASSIFIED

|     |    |  |                       |            |    |           |               |        |       |          |   |
|-----|----|--|-----------------------|------------|----|-----------|---------------|--------|-------|----------|---|
| DNF | 92 |  | <b>Kevin O'SHEA</b>   | Mini Se7en | 11 | 13:31.166 | <b>4 laps</b> | 3 laps | 58.51 | 1:11.287 | 9 |
| DNF | 82 |  | <b>Andrew RUTHVEN</b> |            | 0  |           |               |        |       |          |   |

FASTEST LAP

|  |    |  |                   |            |   |          |  |           |  |            |  |
|--|----|--|-------------------|------------|---|----------|--|-----------|--|------------|--|
|  | 46 |  | <b>Max HUNTER</b> | Mini Se7en | 4 | 1:00.358 |  | 71.49 mph |  | 115.05 kph |  |
|--|----|--|-------------------|------------|---|----------|--|-----------|--|------------|--|

Weather / Track : Sunny / Dry

These results are provisional until the conclusion of any judicial and technical matters.

Brands Hatch Indy  
Circuit Length = 1.1986 miles  
Start: 15:10 End: 15:26

|                   |  |              |  |
|-------------------|--|--------------|--|
| Clerk of Course : |  | Timekeeper : |  |
|-------------------|--|--------------|--|



# Dunlop Mini Se7en Championship

## RACE 12 - LAP CHART

| Lap 1 |        |          | Lap 2 |        |          | Lap 3 |        |          | Lap 4 |        |          | Lap 5 |        |          |
|-------|--------|----------|-------|--------|----------|-------|--------|----------|-------|--------|----------|-------|--------|----------|
| No    | Behind | Laptime  | No    | Behind | Laptime  | No    | Behind | Laptime  | No    | Behind | Laptime  | No    | Behind | Laptime  |
| 3     |        | 1:08.777 | 3     |        | 1:00.764 | 3     |        | 1:00.458 | 3     |        | 1:00.510 | 3     |        | 1:00.553 |
| 8     | 0.303  | 1:09.080 | 8     | 0.755  | 1:01.216 | 8     | 0.848  | 1:00.551 | 8     | 0.872  | 1:00.534 | 8     | 1.443  | 1:01.124 |
| 22    | 1.216  | 1:09.993 | 46    | 1.488  | 1:00.867 | 46    | 1.460  | 1:00.430 | 46    | 1.308  | 1:00.358 | 46    | 1.486  | 1:00.731 |
| 46    | 1.385  | 1:10.162 | 22    | 2.062  | 1:01.610 | 22    | 3.005  | 1:01.401 | 22    | 3.831  | 1:01.336 | 22    | 4.606  | 1:01.328 |
| 23    | 2.052  | 1:10.829 | 23    | 2.597  | 1:01.309 | 23    | 3.378  | 1:01.239 | 23    | 4.213  | 1:01.345 | 23    | 5.246  | 1:01.586 |
| 35    | 2.530  | 1:11.307 | 35    | 3.616  | 1:01.850 | 35    | 4.591  | 1:01.433 | 9     | 5.783  | 1:01.605 | 9     | 6.641  | 1:01.411 |
| 9     | 2.557  | 1:11.334 | 9     | 4.106  | 1:02.313 | 9     | 4.688  | 1:01.040 | 35    | 5.863  | 1:01.782 | 11    | 7.742  | 1:02.292 |
| 36    | 2.897  | 1:11.674 | 36    | 4.298  | 1:02.165 | 36    | 5.576  | 1:01.736 | 11    | 6.003  | 1:00.815 | 35    | 7.879  | 1:02.569 |
| 11    | 3.167  | 1:11.944 | 11    | 4.514  | 1:02.111 | 11    | 5.698  | 1:01.642 | 36    | 6.527  | 1:01.461 | 36    | 8.081  | 1:02.107 |
| 20    | 3.480  | 1:12.257 | 13    | 5.579  | 1:02.398 | 13    | 6.458  | 1:01.337 | 13    | 7.474  | 1:01.526 | 13    | 8.287  | 1:01.366 |
| 13    | 3.945  | 1:12.722 | 20    | 5.772  | 1:03.056 | 77    | 8.055  | 1:02.573 | 77    | 8.866  | 1:01.321 | 77    | 9.362  | 1:01.049 |
| 77    | 3.980  | 1:12.757 | 77    | 5.940  | 1:02.724 | 20    | 8.097  | 1:02.783 | 20    | 9.583  | 1:01.996 | 20    | 11.442 | 1:02.412 |
| 60    | 5.107  | 1:13.884 | 60    | 7.047  | 1:02.704 | 60    | 9.121  | 1:02.532 | 60    | 11.161 | 1:02.550 | 60    | 12.964 | 1:02.356 |
| 38    | 5.646  | 1:14.423 | 38    | 8.004  | 1:03.122 | 38    | 10.672 | 1:03.126 | 38    | 13.242 | 1:03.080 | 38    | 15.716 | 1:03.027 |
| 91    | 6.412  | 1:15.189 | 91    | 9.490  | 1:03.842 | 91    | 12.140 | 1:03.108 | 91    | 14.687 | 1:03.057 | 91    | 17.399 | 1:03.265 |
| 69    | 8.186  | 1:16.963 | 69    | 11.957 | 1:04.535 | 69    | 15.603 | 1:04.104 | 69    | 19.099 | 1:04.006 | 69    | 22.891 | 1:04.345 |
| 48    | 8.282  | 1:17.059 | 48    | 13.700 | 1:06.182 | 48    | 18.918 | 1:05.676 | 48    | 25.199 | 1:06.791 | 48    | 30.811 | 1:06.165 |
| 95    | 10.761 | 1:19.538 | 95    | 17.398 | 1:07.401 | 95    | 24.792 | 1:07.852 | 95    | 32.529 | 1:08.247 | 95    | 39.638 | 1:07.662 |
| 25    | 11.733 | 1:20.510 | 25    | 19.687 | 1:08.718 | 25    | 27.521 | 1:08.292 | 25    | 35.720 | 1:08.709 | 25    | 42.477 | 1:07.310 |
| 92    | 15.054 | 1:23.831 | 92    | 27.457 | 1:13.167 | 92    | 40.328 | 1:13.329 | 92    | 53.275 | 1:13.457 |       |        |          |

# Dunlop Mini Se7en Championship

## RACE 12 - LAP CHART

| Lap 6 |        |          | Lap 7 |        |          | Lap 8 |          |          | Lap 9 |        |          | Lap 10 |        |          |
|-------|--------|----------|-------|--------|----------|-------|----------|----------|-------|--------|----------|--------|--------|----------|
| No    | Behind | Laptime  | No    | Behind | Laptime  | No    | Behind   | Laptime  | No    | Behind | Laptime  | No     | Behind | Laptime  |
| 3     |        | 1:01.006 | 3     |        | 1:00.917 | 3     |          | 1:00.880 | 3     |        | 1:00.678 | 3      |        | 1:00.861 |
| 46    | 1.800  | 1:01.320 | 46    | 1.747  | 1:00.864 | 46    | 2.019    | 1:01.152 | 46    | 2.323  | 1:00.982 | 46     | 2.528  | 1:01.066 |
| 8     | 2.174  | 1:01.737 | 8     | 2.039  | 1:00.782 | 8     | 2.193    | 1:01.034 | 8     | 2.724  | 1:01.209 | 8      | 3.442  | 1:01.579 |
| 22    | 4.834  | 1:01.234 | 22    | 5.770  | 1:01.853 | 22    | 6.884    | 1:01.994 | 22    | 7.798  | 1:01.592 | 95     | 1 LAP  | 1:08.848 |
| 92    | 1 LAP  | 1:13.149 | 23    | 6.065  | 1:01.241 | 23    | 7.089    | 1:01.904 | 23    | 8.099  | 1:01.688 | 25     | 1 LAP  | 1:08.049 |
| 23    | 5.741  | 1:01.501 | 11    | 8.219  | 1:01.156 | 11    | 8.085    | 1:00.746 | 11    | 8.216  | 1:00.809 | 22     | 8.854  | 1:01.917 |
| 9     | 7.100  | 1:01.465 | 9     | 9.456  | 1:03.273 | 9     | 9.746    | 1:01.170 | 9     | 10.534 | 1:01.466 | 23     | 9.236  | 1:01.998 |
| 11    | 7.980  | 1:01.244 | 13    | 10.712 | 1:01.698 | 13    | 11.456   | 1:01.624 | 13    | 12.357 | 1:01.579 | 11     | 9.302  | 1:01.947 |
| 13    | 9.931  | 1:02.650 | 77    | 11.883 | 1:02.456 | 77    | 12.383   | 1:01.380 | 77    | 13.648 | 1:01.943 | 9      | 12.627 | 1:02.954 |
| 35    | 10.008 | 1:03.135 | 36    | 12.309 | 1:02.982 | 36    | 12.901   | 1:01.472 | 36    | 13.718 | 1:01.495 | 13     | 13.636 | 1:02.140 |
| 36    | 10.244 | 1:03.169 | 35    | 12.505 | 1:03.414 | 35    | 13.925   | 1:02.300 | 35    | 15.898 | 1:02.651 | 77     | 15.048 | 1:02.261 |
| 77    | 10.344 | 1:01.988 | 20    | 14.954 | 1:03.109 | 20    | 16.342   | 1:02.268 | 20    | 18.456 | 1:02.792 | 36     | 15.090 | 1:02.233 |
| 20    | 12.762 | 1:02.326 | 60    | 16.595 | 1:02.842 | 60    | 18.546   | 1:02.831 | 60    | 20.574 | 1:02.706 | 35     | 18.056 | 1:03.019 |
| 60    | 14.670 | 1:02.712 | 92    | 1 LAP  | 1:13.644 | 38    | 22.641   | 1:03.577 | 38    | 25.249 | 1:03.286 | 20     | 20.387 | 1:02.792 |
| 38    | 17.817 | 1:03.107 | 38    | 19.944 | 1:03.044 | 91    | 25.489   | 1:03.784 | 91    | 28.530 | 1:03.719 | 60     | 22.750 | 1:03.037 |
| 91    | 19.980 | 1:03.587 | 91    | 22.585 | 1:03.522 | 92    | 1 LAP    | 1:12.116 | 69    | 39.007 | 1:05.525 | 38     | 27.655 | 1:03.267 |
| 69    | 26.676 | 1:04.791 | 69    | 30.110 | 1:04.351 | 69    | 34.160   | 1:04.930 | 92    | 1 LAP  | 1:12.557 | 91     | 31.258 | 1:03.589 |
| 48    | 36.736 | 1:06.931 | 48    | 42.500 | 1:06.681 | 48    | 48.565   | 1:06.945 | 48    | 55.179 | 1:07.292 | 69     | 43.381 | 1:05.235 |
| 95    | 46.267 | 1:07.635 | 95    | 52.542 | 1:07.192 | 95    | 58.580   | 1:06.918 |       |        |          | 92     | 1 LAP  | 1:11.287 |
| 25    | 48.403 | 1:06.932 | 25    | 54.542 | 1:07.056 | 25    | 1:00.450 | 1:06.788 |       |        |          |        |        |          |

# Dunlop Mini Se7en Championship

## RACE 12 - LAP CHART

| Lap 11 |        |          | Lap 12 |        |          | Lap 13 |        |          | Lap 14 |        |          | Lap 15 |        |          |
|--------|--------|----------|--------|--------|----------|--------|--------|----------|--------|--------|----------|--------|--------|----------|
| No     | Behind | Laptime  | No     | Behind | Laptime  | No     | Behind | Laptime  | No     | Behind | Laptime  | No     | Behind | Laptime  |
| 3      |        | 1:01.094 | 3      |        | 1:00.911 | 3      |        | 1:01.047 | 3      |        | 1:01.067 | 3      |        | 1:01.436 |
| 48     | 1 LAP  | 1:08.426 | 92     | 2 LAPS | 1:11.701 | 46     | 2.762  | 1:01.171 | 46     | 2.684  | 1:00.989 | 69     | 1 LAP  | 1:07.295 |
| 46     | 2.493  | 1:01.059 | 46     | 2.638  | 1:01.056 | 8      | 5.017  | 1:01.491 | 8      | 6.136  | 1:02.186 | 46     | 2.607  | 1:01.359 |
| 8      | 3.882  | 1:01.534 | 8      | 4.573  | 1:01.602 | 22     | 11.208 | 1:01.609 | 22     | 12.216 | 1:02.075 | 8      | 7.659  | 1:02.959 |
| 22     | 10.128 | 1:02.368 | 48     | 1 LAP  | 1:07.694 | 11     | 12.582 | 1:02.220 | 11     | 12.797 | 1:01.282 | 22     | 13.130 | 1:02.350 |
| 11     | 10.468 | 1:02.260 | 22     | 10.646 | 1:01.429 | 92     | 2 LAPS | 1:12.928 | 23     | 13.423 | 1:01.584 | 11     | 13.245 | 1:01.884 |
| 23     | 10.768 | 1:02.626 | 11     | 11.409 | 1:01.852 | 23     | 12.906 | 1:01.976 | 13     | 17.564 | 1:02.209 | 23     | 13.703 | 1:01.716 |
| 95     | 1 LAP  | 1:08.509 | 23     | 11.977 | 1:02.120 | 48     | 1 LAP  | 1:08.774 | 77     | 18.981 | 1:02.328 | 13     | 18.669 | 1:02.541 |
| 9      | 13.981 | 1:02.448 | 13     | 15.431 | 1:02.033 | 13     | 16.422 | 1:02.038 | 9      | 19.332 | 1:03.362 | 77     | 19.518 | 1:01.973 |
| 25     | 1 LAP  | 1:08.269 | 9      | 15.895 | 1:02.825 | 9      | 17.037 | 1:02.189 | 36     | 21.310 | 1:04.342 | 9      | 19.936 | 1:02.040 |
| 13     | 14.309 | 1:01.767 | 77     | 17.059 | 1:02.010 | 77     | 17.720 | 1:01.708 | 48     | 1 LAP  | 1:09.570 | 36     | 22.074 | 1:02.200 |
| 77     | 15.960 | 1:02.006 | 36     | 17.326 | 1:02.120 | 36     | 18.035 | 1:01.756 | 35     | 25.265 | 1:02.139 | 35     | 26.097 | 1:02.268 |
| 36     | 16.117 | 1:02.121 | 95     | 1 LAP  | 1:08.890 | 35     | 24.193 | 1:03.067 | 20     | 27.140 | 1:02.796 | 20     | 28.808 | 1:03.104 |
| 35     | 20.203 | 1:03.241 | 25     | 1 LAP  | 1:08.897 | 20     | 25.411 | 1:02.481 | 60     | 30.718 | 1:02.699 | 48     | 1 LAP  | 1:07.468 |
| 20     | 22.066 | 1:02.773 | 35     | 22.173 | 1:02.881 | 60     | 29.086 | 1:03.749 | 95     | 1 LAP  | 1:07.262 | 60     | 31.677 | 1:02.395 |
| 60     | 24.525 | 1:02.869 | 20     | 23.977 | 1:02.822 | 25     | 1 LAP  | 1:08.808 | 25     | 1 LAP  | 1:08.118 | 38     | 41.348 | 1:04.986 |
| 38     | 30.501 | 1:03.940 | 60     | 26.384 | 1:02.770 | 95     | 1 LAP  | 1:10.290 | 38     | 37.798 | 1:03.580 | 95     | 1 LAP  | 1:08.155 |
| 91     | 33.675 | 1:03.511 | 38     | 32.877 | 1:03.287 | 38     | 35.285 | 1:03.455 | 91     | 41.962 | 1:03.868 | 25     | 1 LAP  | 1:07.972 |
| 69     | 46.787 | 1:04.500 | 91     | 36.667 | 1:03.903 | 91     | 39.161 | 1:03.541 |        |        |          | 91     | 44.258 | 1:03.732 |
|        |        |          | 69     | 51.169 | 1:05.293 | 69     | 55.887 | 1:05.765 |        |        |          |        |        |          |

# Dunlop Mini Miglia Championship

## QUALIFYING - RACE 14 - CLASSIFICATION

| POS | NO | CL | NAME             | ENTRY       | TIME     | ON | LAPS | GAP    | DIFF  | MPH   |
|-----|----|----|------------------|-------------|----------|----|------|--------|-------|-------|
| 1   | 29 |    | David DREW       | Mini Miglia | 54.704   | 11 | 16   |        |       | 78.87 |
| 2   | 6  |    | Paul THOMPSON    | Mini Miglia | 55.215   | 11 | 16   | 0.511  | 0.511 | 78.14 |
| 3   | 1  |    | Andrew HACK      | Mini Miglia | 55.364   | 8  | 9    | 0.660  | 0.149 | 77.93 |
| 4   | 10 |    | Sarah MUNNS      | Mini Miglia | 55.542   | 15 | 15   | 0.838  | 0.178 | 77.68 |
| 5   | 5  |    | David EDGECOMBE  | Mini Miglia | 55.607   | 11 | 13   | 0.903  | 0.065 | 77.59 |
| 6   | 3  |    | Mark SMITH       | Mini Miglia | 55.618   | 11 | 11   | 0.914  | 0.011 | 77.58 |
| 7   | 83 |    | Colin PEACOCK    | Mini Miglia | 55.844   | 11 | 12   | 1.140  | 0.226 | 77.26 |
| 8   | 2  |    | Ralph SAUNDERS   | Mini Miglia | 55.991   | 3  | 4    | 1.287  | 0.147 | 77.06 |
| 9   | 4  |    | Mark SIMS        | Mini Miglia | 56.350   | 8  | 13   | 1.646  | 0.359 | 76.57 |
| 10  | 72 |    | Robert HOWARD    | Mini Miglia | 56.515   | 10 | 15   | 1.811  | 0.165 | 76.35 |
| 11  | 42 |    | Paul SIMMONDS    | Mini Miglia | 56.715   | 12 | 15   | 2.011  | 0.200 | 76.08 |
| 12  | 21 |    | Aaron SMITH      | Mini Miglia | 56.837   | 9  | 14   | 2.133  | 0.122 | 75.91 |
| 13  | 9  |    | Owen STINCHCOMBE | Mini Miglia | 56.956   | 8  | 15   | 2.252  | 0.119 | 75.76 |
| 14  | 88 |    | Daniel WHEELER   | Mini Miglia | 57.111   | 8  | 11   | 2.407  | 0.155 | 75.55 |
| 15  | 24 |    | Nuno PIMENTA     | Mini Miglia | 57.183   | 11 | 11   | 2.479  | 0.072 | 75.46 |
| 16  | 28 |    | Robert HUMPHREYS | Mini Miglia | 57.627   | 6  | 9    | 2.923  | 0.444 | 74.87 |
| 17  | 14 |    | Robert MORRIS    | Mini Miglia | 58.123   | 10 | 15   | 3.419  | 0.496 | 74.23 |
| 18  | 13 |    | Phil HARVEY      | Mini Miglia | 58.418   | 8  | 15   | 3.714  | 0.295 | 73.86 |
| 19  | 35 |    | Ian FEATHERSTONE | Mini Miglia | 1:05.134 | 13 | 13   | 10.430 | 6.716 | 66.24 |

Car 88 - Transponder not working

Weather / Track : Bright / Dry

These results are provisional until the conclusion of any judicial and technical matters.

Brands Hatch Indy  
Circuit Length = 1.1986 miles  
Start: 10:47 End: 11:05

|                   |  |              |
|-------------------|--|--------------|
| Clerk of Course : |  | Timekeeper : |
|-------------------|--|--------------|

# Dunlop Mini Miglia Championship

## QUALIFYING - RACE 14 - LAP ANALYSIS

|           |                                     |          |                     |      |               |            |                     |
|-----------|-------------------------------------|----------|---------------------|------|---------------|------------|---------------------|
| <b>1</b>  | <b>Andrew HACK</b> Mini Miglia      |          |                     |      |               |            |                     |
| 1 -       | 1:03.238                            | + 7.874  | 10:48:20.686        | 6 -  | 1:07.099      | + 11.735   | 10:53:11.489        |
| 2 -       | 56.153                              | + 0.789  | 10:49:16.839        | 7 -  | 1:01.924      | + 6.560    | 10:54:13.413        |
| 3 -       | 55.676                              | + 0.312  | 10:50:12.515        | 8 -  | <b>55.364</b> |            | <b>10:55:08.777</b> |
| 4 -       | 55.521                              | + 0.157  | 10:51:08.036        | 9 -  | 5:52.107 P    | + 4:56.743 | 11:01:00.884        |
| 5 -       | 56.354                              | + 0.990  | 10:52:04.390        |      |               |            |                     |
| <b>2</b>  | <b>Ralph SAUNDERS</b> Mini Miglia   |          |                     |      |               |            |                     |
| 1 -       | 1:00.491                            | + 4.500  | 10:48:14.703        | 3 -  | <b>55.991</b> |            | <b>10:50:06.793</b> |
| 2 -       | 56.099                              | + 0.108  | 10:49:10.802        | 4 -  | 1:01.380      | + 5.389    | 10:51:08.173        |
| <b>3</b>  | <b>Mark SMITH</b> Mini Miglia       |          |                     |      |               |            |                     |
| 1 -       | 1:01.232                            | + 5.614  | 10:48:13.810        | 7 -  | 56.148        | + 0.530    | 10:54:08.208        |
| 2 -       | 56.116                              | + 0.498  | 10:49:09.926        | 8 -  | 56.340        | + 0.722    | 10:55:04.548        |
| 3 -       | 55.899                              | + 0.281  | 10:50:05.825        | 9 -  | 55.806        | + 0.188    | 10:56:00.354        |
| 4 -       | 1:01.537                            | + 5.919  | 10:51:07.362        | 10 - | 56.097        | + 0.479    | 10:56:56.451        |
| 5 -       | 1:01.292                            | + 5.674  | 10:52:08.654        | 11 - | <b>55.618</b> |            | <b>10:57:52.069</b> |
| 6 -       | 1:03.406                            | + 7.788  | 10:53:12.060        |      |               |            |                     |
| <b>4</b>  | <b>Mark SIMS</b> Mini Miglia        |          |                     |      |               |            |                     |
| 1 -       | 1:04.698                            | + 8.348  | 10:48:18.175        | 8 -  | <b>56.350</b> |            | <b>10:55:09.704</b> |
| 2 -       | 57.222                              | + 0.872  | 10:49:15.397        | 9 -  | 1:01.723      | + 5.373    | 10:56:11.427        |
| 3 -       | 56.759                              | + 0.409  | 10:50:12.156        | 10 - | 57.124        | + 0.774    | 10:57:08.551        |
| 4 -       | 56.678                              | + 0.328  | 10:51:08.834        | 11 - | 3:31.787 P    | + 2:35.437 | 11:00:40.338        |
| 5 -       | 58.005                              | + 1.655  | 10:52:06.839        | 12 - | 1:05.237      | + 8.887    | 11:01:45.575        |
| 6 -       | 1:06.463                            | + 10.113 | 10:53:13.302        | 13 - | 56.683        | + 0.333    | 11:02:42.258        |
| 7 -       | 1:00.052                            | + 3.702  | 10:54:13.354        |      |               |            |                     |
| <b>5</b>  | <b>David EDGECOMBE</b> Mini Miglia  |          |                     |      |               |            |                     |
| 1 -       | 1:07.254                            | + 11.647 | 10:48:30.911        | 8 -  | 55.838        | + 0.231    | 10:55:09.875        |
| 2 -       | 57.544                              | + 1.937  | 10:49:28.455        | 9 -  | 56.878        | + 1.271    | 10:56:06.753        |
| 3 -       | 56.620                              | + 1.013  | 10:50:25.075        | 10 - | 55.734        | + 0.127    | 10:57:02.487        |
| 4 -       | 56.180                              | + 0.573  | 10:51:21.255        | 11 - | <b>55.607</b> |            | <b>10:57:58.094</b> |
| 5 -       | 56.691                              | + 1.084  | 10:52:17.946        | 12 - | 1:07.594      | + 11.987   | 10:59:05.688        |
| 6 -       | 1:00.122                            | + 4.515  | 10:53:18.068        | 13 - | 1:07.752      | + 12.145   | 11:00:13.440        |
| 7 -       | 55.969                              | + 0.362  | 10:54:14.037        |      |               |            |                     |
| <b>6</b>  | <b>Paul THOMPSON</b> Mini Miglia    |          |                     |      |               |            |                     |
| 1 -       | 1:05.431                            | + 10.216 | 10:48:41.046        | 9 -  | 55.276        | + 0.061    | 10:56:11.748        |
| 2 -       | 58.626                              | + 3.411  | 10:49:39.672        | 10 - | 55.365        | + 0.150    | 10:57:07.113        |
| 3 -       | 56.416                              | + 1.201  | 10:50:36.088        | 11 - | <b>55.215</b> |            | <b>10:58:02.328</b> |
| 4 -       | 57.093                              | + 1.878  | 10:51:33.181        | 12 - | 57.682        | + 2.467    | 10:59:00.010        |
| 5 -       | 56.149                              | + 0.934  | 10:52:29.330        | 13 - | 58.531        | + 3.316    | 10:59:58.541        |
| 6 -       | 55.868                              | + 0.653  | 10:53:25.198        | 14 - | 55.484        | + 0.269    | 11:00:54.025        |
| 7 -       | 55.683                              | + 0.468  | 10:54:20.881        | 15 - | 55.339        | + 0.124    | 11:01:49.364        |
| 8 -       | 55.591                              | + 0.376  | 10:55:16.472        | 16 - | 1:04.742      | + 9.527    | 11:02:54.106        |
| <b>9</b>  | <b>Owen STINCHCOMBE</b> Mini Miglia |          |                     |      |               |            |                     |
| 1 -       | 1:07.292                            | + 10.336 | 10:48:38.666        | 9 -  | 57.540        | + 0.584    | 10:56:38.449        |
| 2 -       | 1:01.681                            | + 4.725  | 10:49:40.347        | 10 - | 57.071        | + 0.115    | 10:57:35.520        |
| 3 -       | 58.604                              | + 1.648  | 10:50:38.951        | 11 - | 57.219        | + 0.263    | 10:58:32.739        |
| 4 -       | 57.957                              | + 1.001  | 10:51:36.908        | 12 - | 57.451        | + 0.495    | 10:59:30.190        |
| 5 -       | 1:05.655                            | + 8.699  | 10:52:42.563        | 13 - | 57.713        | + 0.757    | 11:00:27.903        |
| 6 -       | 57.835                              | + 0.879  | 10:53:40.398        | 14 - | 57.434        | + 0.478    | 11:01:25.337        |
| 7 -       | 1:03.555                            | + 6.599  | 10:54:43.953        | 15 - | 1:05.176      | + 8.220    | 11:02:30.513        |
| 8 -       | <b>56.956</b>                       |          | <b>10:55:40.909</b> |      |               |            |                     |
| <b>10</b> | <b>Sarah MUNNS</b> Mini Miglia      |          |                     |      |               |            |                     |
| 1 -       | 1:06.338                            | + 10.796 | 10:48:34.835        | 9 -  | 56.791        | + 1.249    | 10:56:07.428        |
| 2 -       | 58.700                              | + 3.158  | 10:49:33.535        | 10 - | 55.691        | + 0.149    | 10:57:03.119        |
| 3 -       | 56.201                              | + 0.659  | 10:50:29.736        | 11 - | 59.902        | + 4.360    | 10:58:03.021        |
| 4 -       | 56.033                              | + 0.491  | 10:51:25.769        | 12 - | 56.325        | + 0.783    | 10:58:59.346        |
| 5 -       | 56.532                              | + 0.990  | 10:52:22.301        | 13 - | 59.463        | + 3.921    | 10:59:58.809        |

Brands Hatch Indy  
Circuit Length = 1.1986 miles  
Start: 10:47 End: 11:05

Weather / Track : Bright / Dry

## Dunlop Mini Miglia Championship

### QUALIFYING - RACE 14 - LAP ANALYSIS

|           |                                     |            |                     |      |               |         |                     |
|-----------|-------------------------------------|------------|---------------------|------|---------------|---------|---------------------|
| 6 -       | 56.513                              | + 0.971    | 10:53:18.814        | 14 - | 55.727        | + 0.185 | 11:00:54.536        |
| 7 -       | 56.174                              | + 0.632    | 10:54:14.988        | 15 - | <b>55.542</b> |         | <b>11:01:50.078</b> |
| 8 -       | 55.649                              | + 0.107    | 10:55:10.637        |      |               |         |                     |
| <b>13</b> | <b>Phil HARVEY</b> Mini Miglia      |            |                     |      |               |         |                     |
| 1 -       | 1:13.369                            | + 14.951   | 10:48:33.465        | 9 -  | 58.714        | + 0.296 | 10:56:30.367        |
| 2 -       | 1:02.964                            | + 4.546    | 10:49:36.429        | 10 - | 58.520        | + 0.102 | 10:57:28.887        |
| 3 -       | 1:00.745                            | + 2.327    | 10:50:37.174        | 11 - | 58.511        | + 0.093 | 10:58:27.398        |
| 4 -       | 58.524                              | + 0.106    | 10:51:35.698        | 12 - | 59.061        | + 0.643 | 10:59:26.459        |
| 5 -       | 59.175                              | + 0.757    | 10:52:34.873        | 13 - | 58.431        | + 0.013 | 11:00:24.890        |
| 6 -       | 59.353                              | + 0.935    | 10:53:34.226        | 14 - | 59.358        | + 0.940 | 11:01:24.248        |
| 7 -       | 59.009                              | + 0.591    | 10:54:33.235        | 15 - | 1:01.667      | + 3.249 | 11:02:25.915        |
| 8 -       | <b>58.418</b>                       |            | <b>10:55:31.653</b> |      |               |         |                     |
| <b>14</b> | <b>Robert MORRIS</b> Mini Miglia    |            |                     |      |               |         |                     |
| 1 -       | 1:11.631                            | + 13.508   | 10:48:33.632        | 9 -  | 58.753        | + 0.630 | 10:56:29.821        |
| 2 -       | 1:02.475                            | + 4.352    | 10:49:36.107        | 10 - | <b>58.123</b> |         | <b>10:57:27.944</b> |
| 3 -       | 58.992                              | + 0.869    | 10:50:35.099        | 11 - | 58.297        | + 0.174 | 10:58:26.241        |
| 4 -       | 59.480                              | + 1.357    | 10:51:34.579        | 12 - | 58.469        | + 0.346 | 10:59:24.710        |
| 5 -       | 58.683                              | + 0.560    | 10:52:33.262        | 13 - | 59.082        | + 0.959 | 11:00:23.792        |
| 6 -       | 59.657                              | + 1.534    | 10:53:32.919        | 14 - | 58.173        | + 0.050 | 11:01:21.965        |
| 7 -       | 59.834                              | + 1.711    | 10:54:32.753        | 15 - | 58.253        | + 0.130 | 11:02:20.218        |
| 8 -       | 58.315                              | + 0.192    | 10:55:31.068        |      |               |         |                     |
| <b>21</b> | <b>Aaron SMITH</b> Mini Miglia      |            |                     |      |               |         |                     |
| 1 -       | 1:10.884                            | + 14.047   | 10:48:35.934        | 8 -  | 57.007        | + 0.170 | 10:55:27.546        |
| 2 -       | 1:01.406                            | + 4.569    | 10:49:37.340        | 9 -  | <b>56.837</b> |         | <b>10:56:24.383</b> |
| 3 -       | 58.279                              | + 1.442    | 10:50:35.619        | 10 - | 57.972        | + 1.135 | 10:57:22.355        |
| 4 -       | 59.241                              | + 2.404    | 10:51:34.860        | 11 - | 57.862        | + 1.025 | 10:58:20.217        |
| 5 -       | 59.080                              | + 2.243    | 10:52:33.940        | 12 - | 57.686        | + 0.849 | 10:59:17.903        |
| 6 -       | 58.331                              | + 1.494    | 10:53:32.271        | 13 - | 57.419        | + 0.582 | 11:00:15.322        |
| 7 -       | 58.268                              | + 1.431    | 10:54:30.539        | 14 - | 57.001        | + 0.164 | 11:01:12.323        |
| <b>24</b> | <b>Nuno PIMENTA</b> Mini Miglia     |            |                     |      |               |         |                     |
| 1 -       | 2:27.906 P                          | + 1:30.723 | 10:49:53.849        | 7 -  | 57.936        | + 0.753 | 10:55:46.848        |
| 2 -       | 1:03.315                            | + 6.132    | 10:50:57.164        | 8 -  | 58.161        | + 0.978 | 10:56:45.009        |
| 3 -       | 58.261                              | + 1.078    | 10:51:55.425        | 9 -  | 57.552        | + 0.369 | 10:57:42.561        |
| 4 -       | 58.190                              | + 1.007    | 10:52:53.615        | 10 - | 58.032        | + 0.849 | 10:58:40.593        |
| 5 -       | 57.579                              | + 0.396    | 10:53:51.194        | 11 - | <b>57.183</b> |         | <b>10:59:37.776</b> |
| 6 -       | 57.718                              | + 0.535    | 10:54:48.912        |      |               |         |                     |
| <b>28</b> | <b>Robert HUMPHREYS</b> Mini Miglia |            |                     |      |               |         |                     |
| 1 -       | 1:14.565                            | + 16.938   | 10:54:34.795        | 6 -  | <b>57.627</b> |         | <b>10:59:27.386</b> |
| 2 -       | 1:00.365                            | + 2.738    | 10:55:35.160        | 7 -  | 57.811        | + 0.184 | 11:00:25.197        |
| 3 -       | 57.929                              | + 0.302    | 10:56:33.089        | 8 -  | 58.875        | + 1.248 | 11:01:24.072        |
| 4 -       | 58.438                              | + 0.811    | 10:57:31.527        | 9 -  | 57.905        | + 0.278 | 11:02:21.977        |
| 5 -       | 58.232                              | + 0.605    | 10:58:29.759        |      |               |         |                     |
| <b>29</b> | <b>David DREW</b> Mini Miglia       |            |                     |      |               |         |                     |
| 1 -       | 1:04.532                            | + 9.828    | 10:48:21.279        | 9 -  | 56.176        | + 1.472 | 10:56:01.109        |
| 2 -       | 57.656                              | + 2.952    | 10:49:18.935        | 10 - | 56.253        | + 1.549 | 10:56:57.362        |
| 3 -       | 57.551                              | + 2.847    | 10:50:16.486        | 11 - | <b>54.704</b> |         | <b>10:57:52.066</b> |
| 4 -       | 57.281                              | + 2.577    | 10:51:13.767        | 12 - | 1:00.742      | + 6.038 | 10:58:52.808        |
| 5 -       | 58.549                              | + 3.845    | 10:52:12.316        | 13 - | 56.736        | + 2.032 | 10:59:49.544        |
| 6 -       | 58.791                              | + 4.087    | 10:53:11.107        | 14 - | 56.260        | + 1.556 | 11:00:45.804        |
| 7 -       | 56.789                              | + 2.085    | 10:54:07.896        | 15 - | 56.780        | + 2.076 | 11:01:42.584        |
| 8 -       | 57.037                              | + 2.333    | 10:55:04.933        | 16 - | 57.608        | + 2.904 | 11:02:40.192        |
| <b>35</b> | <b>Ian FEATHERSTONE</b> Mini Miglia |            |                     |      |               |         |                     |
| 1 -       | 1:17.330                            | + 12.196   | 10:48:50.343        | 8 -  | 1:06.032      | + 0.898 | 10:56:46.416        |
| 2 -       | 1:11.056                            | + 5.922    | 10:50:01.399        | 9 -  | 1:05.261      | + 0.127 | 10:57:51.677        |
| 3 -       | 1:08.070                            | + 2.936    | 10:51:09.469        | 10 - | 1:06.151      | + 1.017 | 10:58:57.828        |
| 4 -       | 1:06.608                            | + 1.474    | 10:52:16.077        | 11 - | 1:05.903      | + 0.769 | 11:00:03.731        |
| 5 -       | 1:08.394                            | + 3.260    | 10:53:24.471        | 12 - | 1:06.209      | + 1.075 | 11:01:09.940        |

Brands Hatch Indy  
Circuit Length = 1.1986 miles  
Start: 10:47 End: 11:05

Weather / Track : Bright / Dry


## Dunlop Mini Miglia Championship

### QUALIFYING - RACE 14 - LAP ANALYSIS

|           |                       |            |              |             |                 |            |                     |
|-----------|-----------------------|------------|--------------|-------------|-----------------|------------|---------------------|
| 6 -       | 1:09.745              | + 4.611    | 10:54:34.216 | 13 -        | <b>1:05.134</b> |            | <b>11:02:15.074</b> |
| 7 -       | 1:06.168              | + 1.034    | 10:55:40.384 |             |                 |            |                     |
| <b>42</b> | <b>Paul SIMMONDS</b>  |            |              | Mini Miglia |                 |            |                     |
| 1 -       | 1:05.204              | + 8.489    | 10:48:35.560 | 9 -         | 56.997          | + 0.282    | 10:56:20.639        |
| 2 -       | 1:00.873              | + 4.158    | 10:49:36.433 | 10 -        | 57.533          | + 0.818    | 10:57:18.172        |
| 3 -       | 57.564                | + 0.849    | 10:50:33.997 | 11 -        | 1:04.271        | + 7.556    | 10:58:22.443        |
| 4 -       | 59.484                | + 2.769    | 10:51:33.481 | 12 -        | <b>56.715</b>   |            | <b>10:59:19.158</b> |
| 5 -       | 57.728                | + 1.013    | 10:52:31.209 | 13 -        | 56.821          | + 0.106    | 11:00:15.979        |
| 6 -       | 57.502                | + 0.787    | 10:53:28.711 | 14 -        | 1:09.093        | + 12.378   | 11:01:25.072        |
| 7 -       | 57.662                | + 0.947    | 10:54:26.373 | 15 -        | 1:04.301        | + 7.586    | 11:02:29.373        |
| 8 -       | 57.269                | + 0.554    | 10:55:23.642 |             |                 |            |                     |
| <b>72</b> | <b>Robert HOWARD</b>  |            |              | Mini Miglia |                 |            |                     |
| 1 -       | 1:14.528              | + 18.013   | 10:48:42.050 | 9 -         | 57.563          | + 1.048    | 10:56:33.154        |
| 2 -       | 1:03.928              | + 7.413    | 10:49:45.978 | 10 -        | <b>56.515</b>   |            | <b>10:57:29.669</b> |
| 3 -       | 59.825                | + 3.310    | 10:50:45.803 | 11 -        | 57.777          | + 1.262    | 10:58:27.446        |
| 4 -       | 57.565                | + 1.050    | 10:51:43.368 | 12 -        | 57.322          | + 0.807    | 10:59:24.768        |
| 5 -       | 57.408                | + 0.893    | 10:52:40.776 | 13 -        | 56.949          | + 0.434    | 11:00:21.717        |
| 6 -       | 58.319                | + 1.804    | 10:53:39.095 | 14 -        | 56.874          | + 0.359    | 11:01:18.591        |
| 7 -       | 56.589                | + 0.074    | 10:54:35.684 | 15 -        | 56.950          | + 0.435    | 11:02:15.541        |
| 8 -       | 59.907                | + 3.392    | 10:55:35.591 |             |                 |            |                     |
| <b>83</b> | <b>Colin PEACOCK</b>  |            |              | Mini Miglia |                 |            |                     |
| 1 -       | 1:08.073              | + 12.229   | 10:48:29.082 | 7 -         | 56.520          | + 0.676    | 10:54:10.746        |
| 2 -       | 57.997                | + 2.153    | 10:49:27.079 | 8 -         | 56.215          | + 0.371    | 10:55:06.961        |
| 3 -       | 56.953                | + 1.109    | 10:50:24.032 | 9 -         | 56.013          | + 0.169    | 10:56:02.974        |
| 4 -       | 56.675                | + 0.831    | 10:51:20.707 | 10 -        | 56.049          | + 0.205    | 10:56:59.023        |
| 5 -       | 56.919                | + 1.075    | 10:52:17.626 | 11 -        | <b>55.844</b>   |            | <b>10:57:54.867</b> |
| 6 -       | 56.600                | + 0.756    | 10:53:14.226 | 12 -        | 4:43.252 P      | + 3:47.408 | 11:02:38.119        |
| <b>88</b> | <b>Daniel WHEELER</b> |            |              | Mini Miglia |                 |            |                     |
| 1 -       | 2:02.067              | + 1:04.956 | 10:50:29.386 | 7 -         | 57.507          | + 0.396    | 10:58:39.640        |
| 2 -       | 59.450                | + 2.339    | 10:51:28.836 | 8 -         | <b>57.111</b>   |            | <b>10:59:36.751</b> |
| 3 -       | 3:19.485              | + 2:22.374 | 10:54:48.321 | 9 -         | 57.254          | + 0.143    | 11:00:34.005        |
| 4 -       | 58.148                | + 1.037    | 10:55:46.469 | 10 -        | 1:13.502        | + 16.391   | 11:01:47.507        |
| 5 -       | 58.236                | + 1.125    | 10:56:44.705 | 11 -        | 57.996          | + 0.885    | 11:02:45.503        |
| 6 -       | 57.428                | + 0.317    | 10:57:42.133 |             |                 |            |                     |

# Dunlop Mini Miglia Championship

## RACE 14 - GRID

|  |                              |                                 |                               |
|--|------------------------------|---------------------------------|-------------------------------|
| ROW 10   |                              | 1:05.134<br>35 Ian FEATHERSTONE |                               |
| ROW 9  | 58.123<br>14 Robert MORRIS   |                                 | 58.418<br>13 Phil HARVEY      |
| ROW 8  |                              | 57.183<br>24 Nuno PIMENTA       | 57.627<br>28 Robert HUMPHREYS |
| ROW 7  | 56.956<br>9 Owen STINCHCOMBE |                                 | 57.111<br>88 Daniel WHEELER   |
| ROW 6  |                              | 56.715<br>42 Paul SIMMONDS      | 56.837<br>21 Aaron SMITH      |
| ROW 5  | 56.350<br>4 Mark SIMS        |                                 | 56.515<br>72 Robert HOWARD    |
| ROW 4  |                              | 55.844<br>83 Colin PEACOCK      | 55.991<br>2 Ralph SAUNDERS    |
| ROW 3  | 55.607<br>5 David EDGECOMBE  |                                 | 55.618<br>3 Mark SMITH        |
| ROW 2  |                              | 55.364<br>1 Andrew HACK         | 55.542<br>10 Sarah MUNNS      |
| ROW 1  | 54.704<br>29 David DREW      |                                 | 55.215<br>6 Paul THOMPSON     |
| <b>Pole</b>  |                              |                                 |                               |
|  |                              |                                 |                               |

Brands Hatch Indy  
Circuit Length = 1.1986 miles

**These results are provisional until the conclusion of any judicial and technical matters.**

Clerk of Course :

Timekeeper :



# Dunlop Mini Miglia Championship

## RACE 14 - CLASSIFICATION

| POS            | NO | CL | NAME             | ENTRY       | LAPS | TIME      | GAP      | DIFF      | MPH   | BEST       | ON |
|----------------|----|----|------------------|-------------|------|-----------|----------|-----------|-------|------------|----|
| 1              | 1  |    | Andrew HACK      | Mini Miglia | 15   | 14:04.854 |          |           | 76.61 | 55.510     | 6  |
| 2              | 6  |    | Paul THOMPSON    | Mini Miglia | 15   | 14:04.936 | 0.082    | 0.082     | 76.60 | 55.311     | 6  |
| 3              | 29 |    | David DREW       | Mini Miglia | 15   | 14:06.520 | 1.666    | 1.584     | 76.46 | 55.258     | 6  |
| 4              | 10 |    | Sarah MUNNS      | Mini Miglia | 15   | 14:08.963 | 4.109    | 2.443     | 76.24 | 55.382     | 7  |
| 5              | 83 |    | Colin PEACOCK    | Mini Miglia | 15   | 14:10.558 | 5.704    | 1.595     | 76.09 | 55.659     | 7  |
| 6              | 2  |    | Ralph SAUNDERS   | Mini Miglia | 15   | 14:12.264 | 7.410    | 1.706     | 75.94 | 55.261     | 2  |
| 7              | 5  |    | David EDGECOMBE  | Mini Miglia | 15   | 14:12.621 | 7.767    | 0.357     | 75.91 | 55.716     | 7  |
| 8              | 4  |    | Mark SIMS        | Mini Miglia | 15   | 14:12.727 | 7.873    | 0.106     | 75.90 | 55.464     | 9  |
| 9              | 42 |    | Paul SIMMONDS    | Mini Miglia | 15   | 14:22.698 | 17.844   | 9.971     | 75.02 | 56.390     | 6  |
| 10             | 21 |    | Aaron SMITH      | Mini Miglia | 15   | 14:24.370 | 19.516   | 1.672     | 74.88 | 56.250     | 6  |
| 11             | 24 |    | Nuno PIMENTA     | Mini Miglia | 15   | 14:25.339 | 20.485   | 0.969     | 74.79 | 56.831     | 3  |
| 12             | 88 |    | Daniel WHEELER   | Mini Miglia | 15   | 14:30.764 | 25.910   | 5.425     | 74.33 | 56.633     | 7  |
| 13             | 28 |    | Robert HUMPHREYS | Mini Miglia | 15   | 14:33.855 | 29.001   | 3.091     | 74.06 | 57.076     | 6  |
| 14             | 9  |    | Owen STINCHCOMBE | Mini Miglia | 15   | 14:33.919 | 29.065   | 0.064     | 74.06 | 57.024     | 5  |
| 15             | 14 |    | Robert MORRIS    | Mini Miglia | 15   | 14:52.260 | 47.406   | 18.341    | 72.54 | 57.809     | 13 |
| 16             | 13 |    | Phil HARVEY      | Mini Miglia | 15   | 15:10.941 | 1:06.087 | 18.681    | 71.05 | 58.110     | 4  |
| 17             | 35 |    | Ian FEATHERSTONE | Mini Miglia | 13   | 14:32.432 | 2 laps   | 2 laps    | 64.29 | 1:04.759   | 12 |
| NOT CLASSIFIED |    |    |                  |             |      |           |          |           |       |            |    |
| DNF            | 3  |    | Mark SMITH       | Mini Miglia | 14   | 13:08.945 | 1 lap    | 0.000     | 76.57 | 55.144     | 12 |
| DNF            | 72 |    | Robert HOWARD    | Mini Miglia | 9    | 8:43.503  | 6 laps   | 5 laps    | 74.18 | 56.729     | 8  |
| FASTEST LAP    |    |    |                  |             |      |           |          |           |       |            |    |
|                | 3  |    | Mark SMITH       | Mini Miglia | 12   | 55.144    |          | 78.25 mph |       | 125.93 kph |    |

Weather / Track : Sunny / Dry

These results are provisional until the conclusion of any judicial and technical matters.

Brands Hatch Indy  
Circuit Length = 1.1986 miles  
Start: 16:10 End: 16:25

Clerk of Course :

Timekeeper :

# Dunlop Mini Miglia Championship

## RACE 14 - LAP CHART

| Lap 1 |        |          | Lap 2 |        |          | Lap 3 |        |          | Lap 4 |        |          | Lap 5 |        |          |
|-------|--------|----------|-------|--------|----------|-------|--------|----------|-------|--------|----------|-------|--------|----------|
| No    | Behind | Laptime  | No    | Behind | Laptime  | No    | Behind | Laptime  | No    | Behind | Laptime  | No    | Behind | Laptime  |
| 1     |        | 1:02.700 | 1     |        | 55.882   | 1     |        | 55.911   | 1     |        | 55.679   | 1     |        | 55.841   |
| 6     | 0.439  | 1:03.139 | 6     | 0.186  | 55.629   | 6     | 0.115  | 55.840   | 6     | 0.210  | 55.774   | 6     | 0.355  | 55.986   |
| 29    | 0.572  | 1:03.272 | 29    | 1.026  | 56.336   | 29    | 1.181  | 56.066   | 29    | 1.303  | 55.801   | 29    | 0.947  | 55.485   |
| 3     | 0.721  | 1:03.421 | 3     | 1.297  | 56.458   | 3     | 1.403  | 56.017   | 3     | 2.106  | 56.382   | 3     | 1.752  | 55.487   |
| 5     | 1.554  | 1:04.254 | 5     | 1.657  | 55.985   | 5     | 1.838  | 56.092   | 5     | 2.348  | 56.189   | 5     | 2.708  | 56.023   |
| 10    | 1.595  | 1:04.295 | 10    | 1.987  | 56.274   | 10    | 1.919  | 55.843   | 10    | 2.526  | 56.286   | 10    | 3.042  | 56.094   |
| 83    | 1.923  | 1:04.623 | 83    | 2.445  | 56.404   | 83    | 2.293  | 55.759   | 83    | 2.789  | 56.175   | 83    | 3.148  | 56.641   |
| 42    | 2.619  | 1:05.319 | 42    | 4.222  | 57.485   | 42    | 4.385  | 55.985   | 42    | 4.701  | 55.995   | 42    | 4.742  | 55.882   |
| 4     | 2.669  | 1:05.369 | 4     | 4.311  | 57.524   | 4     | 5.187  | 56.876   | 4     | 6.467  | 56.959   | 4     | 6.857  | 55.612   |
| 24    | 3.481  | 1:06.181 | 24    | 4.893  | 57.294   | 24    | 5.813  | 56.831   | 24    | 7.062  | 56.928   | 24    | 7.490  | 56.864   |
| 72    | 3.690  | 1:06.390 | 72    | 5.023  | 57.215   | 72    | 5.960  | 56.848   | 72    | 7.086  | 56.670   | 72    | 8.225  | 57.004   |
| 21    | 4.140  | 1:06.840 | 21    | 5.451  | 55.261   | 21    | 6.095  | 56.555   | 21    | 8.208  | 57.927   | 21    | 9.353  | 56.780   |
| 9     | 4.319  | 1:07.019 | 9     | 5.568  | 57.310   | 9     | 6.852  | 57.195   | 9     | 8.414  | 57.241   | 9     | 9.715  | 57.348   |
| 28    | 4.597  | 1:07.297 | 28    | 6.417  | 57.980   | 28    | 7.556  | 57.050   | 28    | 9.361  | 57.484   | 28    | 10.544 | 57.024   |
| 2     | 6.072  | 1:08.772 | 2     | 6.684  | 57.969   | 2     | 7.862  | 57.089   | 2     | 9.646  | 57.463   | 2     | 10.885 | 57.080   |
| 14    | 6.244  | 1:08.944 | 14    | 8.176  | 57.417   | 14    | 9.504  | 57.239   | 14    | 11.042 | 57.217   | 14    | 11.879 | 56.678   |
| 88    | 6.641  | 1:09.341 | 88    | 9.394  | 59.032   | 88    | 11.996 | 58.513   | 88    | 14.543 | 58.226   | 88    | 17.419 | 58.717   |
| 13    | 7.437  | 1:10.137 | 13    | 9.717  | 58.162   | 13    | 12.402 | 58.596   | 13    | 14.833 | 58.110   | 13    | 17.858 | 58.866   |
| 35    | 13.905 | 1:16.605 | 35    | 23.988 | 1:05.965 | 35    | 33.807 | 1:05.730 | 35    | 43.066 | 1:04.938 | 35    | 52.471 | 1:05.246 |

# Dunlop Mini Miglia Championship

## RACE 14 - LAP CHART

| Lap 6 |        |         | Lap 7 |        |          | Lap 8 |        |          | Lap 9 |        |          | Lap 10 |        |          |
|-------|--------|---------|-------|--------|----------|-------|--------|----------|-------|--------|----------|--------|--------|----------|
| No    | Behind | Laptime | No    | Behind | Laptime  | No    | Behind | Laptime  | No    | Behind | Laptime  | No     | Behind | Laptime  |
| 1     |        | 55.510  | 1     |        | 55.739   | 1     |        | 55.791   | 1     |        | 56.271   | 1      |        | 55.842   |
| 6     | 0.156  | 55.311  | 6     | 0.291  | 55.874   | 6     | 0.183  | 55.683   | 6     | 0.181  | 56.269   | 6      | 0.078  | 55.739   |
| 29    | 0.695  | 55.258  | 29    | 0.670  | 55.714   | 29    | 0.605  | 55.726   | 29    | 0.393  | 56.059   | 29     | 0.464  | 55.913   |
| 3     | 1.912  | 55.670  | 3     | 1.553  | 55.380   | 3     | 0.953  | 55.191   | 3     | 0.525  | 55.843   | 3      | 0.629  | 55.946   |
| 10    | 3.086  | 55.888  | 10    | 2.729  | 55.382   | 10    | 2.794  | 55.856   | 10    | 2.766  | 56.243   | 10     | 2.651  | 55.727   |
| 83    | 3.511  | 55.979  | 83    | 3.431  | 55.659   | 83    | 4.320  | 56.680   | 83    | 4.138  | 56.089   | 83     | 4.536  | 56.240   |
| 5     | 3.852  | 56.214  | 5     | 3.829  | 55.716   | 5     | 4.627  | 56.589   | 5     | 4.727  | 56.371   | 5      | 4.884  | 55.999   |
| 4     | 5.025  | 55.793  | 4     | 5.617  | 56.331   | 4     | 5.696  | 55.870   | 4     | 4.889  | 55.464   | 4      | 4.906  | 55.859   |
| 2     | 7.154  | 55.807  | 2     | 7.108  | 55.693   | 2     | 6.988  | 55.671   | 2     | 6.369  | 55.652   | 2      | 6.132  | 55.605   |
| 42    | 8.370  | 56.390  | 42    | 9.326  | 56.695   | 42    | 10.483 | 56.948   | 42    | 11.218 | 57.006   | 42     | 12.411 | 57.035   |
| 24    | 9.811  | 57.096  | 35    | 1 LAP  | 1:08.997 | 21    | 12.504 | 56.991   | 21    | 13.113 | 56.880   | 21     | 14.320 | 57.049   |
| 21    | 10.093 | 56.250  | 21    | 11.304 | 56.950   | 24    | 13.007 | 57.024   | 24    | 13.590 | 56.854   | 24     | 14.612 | 56.864   |
| 72    | 11.298 | 57.093  | 24    | 11.774 | 57.702   | 72    | 13.626 | 56.729   | 72    | 14.179 | 56.824   | 9      | 18.792 | 57.727   |
| 9     | 12.273 | 57.239  | 72    | 12.688 | 57.129   | 9     | 15.558 | 57.350   | 9     | 16.907 | 57.620   | 88     | 18.911 | 57.320   |
| 28    | 12.451 | 57.076  | 9     | 13.999 | 57.465   | 28    | 15.689 | 57.387   | 28    | 17.246 | 57.828   | 28     | 19.512 | 58.108   |
| 88    | 13.546 | 57.177  | 28    | 14.093 | 57.381   | 88    | 15.866 | 57.217   | 88    | 17.433 | 57.838   | 13     | 32.563 | 58.799   |
| 14    | 20.429 | 58.520  | 88    | 14.440 | 56.633   | 35    | 1 LAP  | 1:08.530 | 13    | 29.606 | 59.272   | 14     | 32.655 | 58.765   |
| 13    | 20.616 | 58.268  | 13    | 23.913 | 59.036   | 13    | 26.605 | 58.483   | 14    | 29.732 | 59.055   | 35     | 1 LAP  | 1:05.998 |
|       |        |         | 14    | 24.140 | 59.450   | 14    | 26.948 | 58.599   | 35    | 1 LAP  | 1:06.429 |        |        |          |

# Dunlop Mini Miglia Championship

## RACE 14 - LAP CHART

| Lap 11 |        |          | Lap 12 |        |         | Lap 13 |        |          | Lap 14 |        |          | Lap 15 |          |          |
|--------|--------|----------|--------|--------|---------|--------|--------|----------|--------|--------|----------|--------|----------|----------|
| No     | Behind | Laptime  | No     | Behind | Laptime | No     | Behind | Laptime  | No     | Behind | Laptime  | No     | Behind   | Laptime  |
| 1      |        | 55.840   | 1      |        | 55.735  | 1      |        | 55.718   | 1      |        | 56.170   | 1      |          | 56.225   |
| 6      | 0.476  | 56.238   | 6      | 0.125  | 55.384  | 6      | 0.121  | 55.714   | 6      | 0.195  | 56.244   | 6      | 0.082    | 56.112   |
| 3      | 0.945  | 56.156   | 3      | 0.354  | 55.144  | 3      | 0.227  | 55.591   | 3      | 0.316  | 56.259   | 29     | 1.666    | 57.121   |
| 29     | 1.368  | 56.744   | 29     | 0.955  | 55.322  | 29     | 0.945  | 55.708   | 29     | 0.770  | 55.995   | 10     | 4.109    | 56.143   |
| 10     | 3.081  | 56.270   | 10     | 3.610  | 56.264  | 10     | 4.170  | 56.278   | 10     | 4.191  | 56.191   | 83     | 5.704    | 56.400   |
| 83     | 4.860  | 56.164   | 83     | 5.433  | 56.308  | 83     | 5.940  | 56.225   | 83     | 5.529  | 55.759   | 2      | 7.410    | 56.163   |
| 5      | 5.099  | 56.055   | 5      | 5.464  | 56.100  | 2      | 7.603  | 57.417   | 2      | 7.472  | 56.039   | 5      | 7.767    | 56.211   |
| 4      | 5.409  | 56.343   | 2      | 5.904  | 55.539  | 5      | 7.720  | 57.974   | 5      | 7.781  | 56.231   | 4      | 7.873    | 56.176   |
| 2      | 6.100  | 55.808   | 4      | 6.149  | 56.475  | 4      | 7.865  | 57.434   | 4      | 7.922  | 56.227   | 42     | 17.844   | 57.144   |
| 42     | 13.648 | 57.077   | 42     | 14.855 | 56.942  | 35     | 2 LAPS | 1:07.649 | 42     | 16.925 | 56.805   | 21     | 19.516   | 57.276   |
| 21     | 15.435 | 56.955   | 21     | 16.495 | 56.795  | 42     | 16.290 | 57.153   | 35     | 2 LAPS | 1:04.759 | 24     | 20.485   | 57.446   |
| 24     | 15.702 | 56.930   | 24     | 16.863 | 56.896  | 21     | 17.768 | 56.991   | 21     | 18.465 | 56.867   | 88     | 25.910   | 58.089   |
| 88     | 20.465 | 57.394   | 88     | 21.938 | 57.208  | 24     | 18.331 | 57.186   | 24     | 19.264 | 57.103   | 35     | 2 LAPS   | 1:06.805 |
| 9      | 21.219 | 58.267   | 9      | 23.123 | 57.639  | 88     | 23.250 | 57.030   | 88     | 24.046 | 56.966   | 28     | 29.001   | 58.739   |
| 28     | 21.349 | 57.677   | 28     | 23.235 | 57.621  | 9      | 24.956 | 57.551   | 9      | 26.241 | 57.455   | 9      | 29.065   | 59.049   |
| 13     | 35.465 | 58.742   | 13     | 38.426 | 58.696  | 28     | 25.090 | 57.573   | 28     | 26.487 | 57.567   | 14     | 47.406   | 58.439   |
| 14     | 35.561 | 58.746   | 14     | 38.917 | 59.091  | 13     | 40.887 | 58.179   | 14     | 45.192 | 1:00.354 | 13     | 1:06.087 | 1:14.038 |
| 35     | 1 LAP  | 1:04.781 |        |        |         | 14     | 41.008 | 57.809   | 13     | 48.274 | 1:03.557 |        |          |          |