



# DUNLOP GREAT + BRITISH

Rockingham

18<sup>th</sup> / 19<sup>th</sup> April 2009



Results Provided by Timing Solutions Ltd  
[www.tsl-timing.com](http://www.tsl-timing.com)

# Radical Club Cup

## QUALIFYING - RACE 1 - CLASSIFICATION

POS	NO	CL	NAME	ENTRY	TIME	ON	LAPS	GAP	DIFF	MPH
1	3	I	Jonathan WRIGHT	Radical PR6	1:18.619	10	10			88.83
2	7	I	Darren LUKE	Radical PR6	1:18.928	11	11	0.309	0.309	88.48
3	19	S	Gary KANE	Radical PR6	1:19.612	7	11	0.993	0.684	87.72
4	18	S	Charles LOUGHRAN	Radical SR3	1:20.097	10	10	1.478	0.485	87.19
5	24	I	Paul STEELE	Radical SR3	1:20.170	7	9	1.551	0.073	87.11
6	61	I	Nigel PLACE	Radical PR6	1:20.275	8	11	1.656	0.105	87.00
7	16	S	Colin MILLAR	Radical PR6	1:20.277	9	11	1.658	0.002	86.99
8	30	S	David THORBURN		1:20.789	10	11	2.170	0.512	86.44
9	21	S	Paul MCCLUGHAN	Radical SR3	1:21.576	9	10	2.957	0.787	85.61
10	47	S	Gary MARSH	Radical SR3	1:23.420	10	10	4.801	1.844	83.72
11	55	B	Rachel DAVIES	Radical SR4	1:23.890	10	10	5.271	0.470	83.25
12	44	S	Barry MARKS	Radical PR6	1:24.712	8	9	6.093	0.822	82.44
13	37	I	Bill HENDERSON	Radical SR3	1:24.860	9	10	6.241	0.148	82.29
14	26	C	Mark BOOT	Radical Clubsport	1:25.057	10	10	6.438	0.197	82.10
15	13	C	Simon GARMSTON	Radical Clubsport	1:25.587	8	9	6.968	0.530	81.60
16	46	I	Sheridan BELL	Radical Prosport	1:25.625	8	10	7.006	0.038	81.56
17	5	C	Mark ABBOTT	Radical Clubsport	1:25.939	9	10	7.320	0.314	81.26
18	15	S	Richard CARVER	Radical SR3	1:26.143	9	10	7.524	0.204	81.07
19	71	S	Tony MAISEY	Radical SR3	1:29.404	9	10	10.785	3.261	78.11
20	88	B	James COOK	Radical SR4	1:29.733	6	10	11.114	0.329	77.83
21	11	C	Ian CHARLES	Radical Clubsport	1:36.021	7	8	17.402	6.288	72.73
22	78	S	Peter BROWN	Radical Clubsport	1:36.404	7	9	17.785	0.383	72.44

Weather / Track : Cloudy / Dry

These results are provisional until the conclusion of any judicial and technical matters.

Rockingham International  
 Circuit Length = 1.9400 miles  
 Start: 09:00 End: 09:16

Clerk of Course :	Timekeeper :
-------------------	--------------

# Radical Club Cup

## QUALIFYING - RACE 1 - LAP ANALYSIS

<b>3</b>	<b>Jonathan WRIGHT</b>		<b>Radical PR6</b>				
1 -	1:48.628	+ 30.009	9:02:07.841	6 -	1:19.301	+ 0.682	9:08:49.318
2 -	1:23.892	+ 5.273	9:03:31.733	7 -	1:23.187 P	+ 4.568	9:10:12.505
3 -	1:19.406	+ 0.787	9:04:51.139	8 -	2:53.885	+ 1:35.266	9:13:06.390
4 -	1:19.983	+ 1.364	9:06:11.122	9 -	1:20.128	+ 1.509	9:14:26.518
5 -	1:18.895	+ 0.276	9:07:30.017	10 -	<b>1:18.619</b>		<b>9:15:45.137</b>
<b>5</b>	<b>Mark ABBOTT</b>		<b>Radical Clubsport</b>				
1 -	2:00.460	+ 34.521	9:02:35.998	6 -	1:27.460	+ 1.521	9:10:20.691
2 -	1:42.218	+ 16.279	9:04:18.216	7 -	1:27.348	+ 1.409	9:11:48.039
3 -	1:33.415	+ 7.476	9:05:51.631	8 -	1:27.489	+ 1.550	9:13:15.528
4 -	1:32.014	+ 6.075	9:07:23.645	9 -	<b>1:25.939</b>		<b>9:14:41.467</b>
5 -	1:29.586	+ 3.647	9:08:53.231	10 -	1:26.153	+ 0.214	9:16:07.620
<b>7</b>	<b>Darren LUKE</b>		<b>Radical PR6</b>				
1 -	1:46.090	+ 27.162	9:02:17.031	7 -	1:19.009	+ 0.081	9:10:35.021
2 -	1:30.343	+ 11.415	9:03:47.374	8 -	1:19.006	+ 0.078	9:11:54.027
3 -	1:27.280	+ 8.352	9:05:14.654	9 -	1:34.022	+ 15.094	9:13:28.049
4 -	1:20.936	+ 2.008	9:06:35.590	10 -	1:29.141	+ 10.213	9:14:57.190
5 -	1:20.650	+ 1.722	9:07:56.240	11 -	<b>1:18.928</b>		<b>9:16:16.118</b>
6 -	1:19.772	+ 0.844	9:09:16.012				
<b>11</b>	<b>Ian CHARLES</b>		<b>Radical Clubsport</b>				
1 -	2:02.147	+ 26.126	9:02:42.831	5 -	1:36.726	+ 0.705	9:09:33.446
2 -	1:44.728	+ 8.707	9:04:27.559	6 -	1:36.080	+ 0.059	9:11:09.526
3 -	1:50.991	+ 14.970	9:06:18.550	7 -	<b>1:36.021</b>		<b>9:12:45.547</b>
4 -	1:38.170	+ 2.149	9:07:56.720	8 -	1:49.067 P	+ 13.046	9:14:34.614
<b>13</b>	<b>Simon GARMSTON</b>		<b>Radical Clubsport</b>				
1 -	2:02.495	+ 36.908	9:02:29.760	6 -	1:30.045	+ 4.458	9:11:03.777
2 -	1:46.654	+ 21.067	9:04:16.414	7 -	1:27.432	+ 1.845	9:12:31.209
3 -	1:36.411 P	+ 10.824	9:05:52.825	8 -	<b>1:25.587</b>		<b>9:13:56.796</b>
4 -	2:10.524	+ 44.937	9:08:03.349	9 -	1:28.232	+ 2.645	9:15:25.028
5 -	1:30.383	+ 4.796	9:09:33.732				
<b>15</b>	<b>Richard CARVER</b>		<b>Radical SR3</b>				
1 -	1:58.720	+ 32.577	9:02:42.109	6 -	1:27.798	+ 1.655	9:10:25.330
2 -	1:42.504	+ 16.361	9:04:24.613	7 -	1:27.555	+ 1.412	9:11:52.885
3 -	1:33.715	+ 7.572	9:05:58.328	8 -	1:26.619	+ 0.476	9:13:19.504
4 -	1:30.542	+ 4.399	9:07:28.870	9 -	<b>1:26.143</b>		<b>9:14:45.647</b>
5 -	1:28.662	+ 2.519	9:08:57.532	10 -	1:26.624	+ 0.481	9:16:12.271
<b>16</b>	<b>Colin MILLAR</b>		<b>Radical PR6</b>				
1 -	1:46.179	+ 25.902	9:02:25.488	7 -	1:22.444	+ 2.167	9:10:53.504
2 -	1:27.993	+ 7.716	9:03:53.481	8 -	1:22.054	+ 1.777	9:12:15.558
3 -	1:24.140	+ 3.863	9:05:17.621	9 -	<b>1:20.277</b>		<b>9:13:35.835</b>
4 -	1:22.997	+ 2.720	9:06:40.618	10 -	1:23.920	+ 3.643	9:14:59.755
5 -	1:24.702	+ 4.425	9:08:05.320	11 -	1:22.455	+ 2.178	9:16:22.210
6 -	1:25.740	+ 5.463	9:09:31.060				
<b>18</b>	<b>Charles LOUGHRAN</b>		<b>Radical SR3</b>				
1 -	1:29.526	+ 9.429	9:03:27.555	6 -	1:21.724	+ 1.627	9:10:19.343
2 -	1:23.442	+ 3.345	9:04:50.997	7 -	1:24.676	+ 4.579	9:11:44.019
3 -	1:22.022	+ 1.925	9:06:13.019	8 -	1:21.408	+ 1.311	9:13:05.427
4 -	1:22.524	+ 2.427	9:07:35.543	9 -	1:24.085	+ 3.988	9:14:29.512
5 -	1:22.076	+ 1.979	9:08:57.619	10 -	<b>1:20.097</b>		<b>9:15:49.609</b>
<b>19</b>	<b>Gary KANE</b>		<b>Radical PR6</b>				
1 -	1:47.917	+ 28.305	9:02:13.669	7 -	<b>1:19.612</b>		<b>9:10:26.113</b>
2 -	1:29.949	+ 10.337	9:03:43.618	8 -	1:22.259	+ 2.647	9:11:48.372
3 -	1:21.769	+ 2.157	9:05:05.387	9 -	1:20.794	+ 1.182	9:13:09.166
4 -	1:20.085	+ 0.473	9:06:25.472	10 -	1:21.203	+ 1.591	9:14:30.369
5 -	1:21.397	+ 1.785	9:07:46.869	11 -	1:20.161 P	+ 0.549	9:15:50.530

Rockingham International  
Circuit Length = 1.9400 miles  
Start: 09:00 End: 09:16

Weather / Track : Cloudy / Dry

# Radical Club Cup

## QUALIFYING - RACE 1 - LAP ANALYSIS

6 -	1:19.632	+ 0.020	9:09:06.501				
<b>21</b>	<b>Paul MCCLUGHAN</b>		<b>Radical SR3</b>				
1 -	1:56.575	+ 34.999	9:02:31.133	6 -	1:22.253	+ 0.677	9:09:51.971
2 -	1:37.791	+ 16.215	9:04:08.924	7 -	1:22.307	+ 0.731	9:11:14.278
3 -	1:31.842	+ 10.266	9:05:40.766	8 -	1:22.683	+ 1.107	9:12:36.961
4 -	1:25.712	+ 4.136	9:07:06.478	9 -	<b>1:21.576</b>		<b>9:13:58.537</b>
5 -	1:23.240	+ 1.664	9:08:29.718	10 -	1:24.105	+ 2.529	9:15:22.642
<b>24</b>	<b>Paul STEELE</b>		<b>Radical SR3</b>				
1 -	1:46.341	+ 26.171	9:02:09.841	6 -	1:20.635	+ 0.465	9:09:12.645
2 -	1:30.000	+ 9.830	9:03:39.841	7 -	<b>1:20.170</b>		<b>9:10:32.815</b>
3 -	1:26.091	+ 5.921	9:05:05.932	8 -	1:20.594	+ 0.424	9:11:53.409
4 -	1:23.000	+ 2.830	9:06:28.932	9 -	1:23.506	+ 3.336	9:13:16.915
5 -	1:23.078	+ 2.908	9:07:52.010				
<b>26</b>	<b>Mark BOOT</b>		<b>Radical Clubsport</b>				
1 -	1:57.977	+ 32.920	9:02:36.541	6 -	1:27.290	+ 2.233	9:10:18.477
2 -	1:43.410	+ 18.353	9:04:19.951	7 -	1:28.903	+ 3.846	9:11:47.380
3 -	1:32.106	+ 7.049	9:05:52.057	8 -	1:26.792	+ 1.735	9:13:14.172
4 -	1:30.026	+ 4.969	9:07:22.083	9 -	1:25.728	+ 0.671	9:14:39.900
5 -	1:29.104	+ 4.047	9:08:51.187	10 -	<b>1:25.057</b>		<b>9:16:04.957</b>
<b>30</b>	<b>David THORBURN</b>						
1 -	1:47.106	+ 26.317	9:02:11.849	7 -	1:21.093	+ 0.304	9:10:42.799
2 -	1:31.665	+ 10.876	9:03:43.514	8 -	1:23.068	+ 2.279	9:12:05.867
3 -	1:26.346	+ 5.557	9:05:09.860	9 -	1:21.529	+ 0.740	9:13:27.396
4 -	1:23.835	+ 3.046	9:06:33.695	10 -	<b>1:20.789</b>		<b>9:14:48.185</b>
5 -	1:23.606	+ 2.817	9:07:57.301	11 -	1:21.937	+ 1.148	9:16:10.122
6 -	1:24.405	+ 3.616	9:09:21.706				
<b>37</b>	<b>Bill HENDERSON</b>		<b>Radical SR3</b>				
1 -	1:52.903	+ 28.043	9:02:34.741	6 -	1:27.099	+ 2.239	9:10:15.857
2 -	1:35.297	+ 10.437	9:04:10.038	7 -	1:30.497	+ 5.637	9:11:46.354
3 -	1:31.608	+ 6.748	9:05:41.646	8 -	1:25.969	+ 1.109	9:13:12.323
4 -	1:30.719	+ 5.859	9:07:12.365	9 -	<b>1:24.860</b>		<b>9:14:37.183</b>
5 -	1:36.393	+ 11.533	9:08:48.758	10 -	1:25.156	+ 0.296	9:16:02.339
<b>44</b>	<b>Barry MARKS</b>		<b>Radical PR6</b>				
1 -	1:34.190	+ 9.478	9:03:45.514	6 -	1:27.956	+ 3.244	9:11:03.940
2 -	1:28.387	+ 3.675	9:05:13.901	7 -	1:25.778	+ 1.066	9:12:29.718
3 -	1:27.622	+ 2.910	9:06:41.523	8 -	<b>1:24.712</b>		<b>9:13:54.430</b>
4 -	1:27.803	+ 3.091	9:08:09.326	9 -	1:25.027	+ 0.315	9:15:19.457
5 -	1:26.658	+ 1.946	9:09:35.984				
<b>46</b>	<b>Sheridan BELL</b>		<b>Radical Prosport</b>				
1 -	1:49.748	+ 24.123	9:02:10.747	6 -	1:30.041 P	+ 4.416	9:09:35.105
2 -	1:31.912	+ 6.287	9:03:42.659	7 -	2:32.195	+ 1:06.570	9:12:07.300
3 -	1:26.200	+ 0.575	9:05:08.859	8 -	<b>1:25.625</b>		<b>9:13:32.925</b>
4 -	1:27.690	+ 2.065	9:06:36.549	9 -	1:25.668	+ 0.043	9:14:58.593
5 -	1:28.515	+ 2.890	9:08:05.064	10 -	1:34.358	+ 8.733	9:16:32.951
<b>47</b>	<b>Gary MARSH</b>		<b>Radical SR3</b>				
1 -	1:51.663	+ 28.243	9:02:36.913	6 -	1:28.257	+ 4.837	9:10:13.825
2 -	1:39.672	+ 16.252	9:04:16.585	7 -	1:26.021	+ 2.601	9:11:39.846
3 -	1:31.983	+ 8.563	9:05:48.568	8 -	1:24.645	+ 1.225	9:13:04.491
4 -	1:29.064	+ 5.644	9:07:17.632	9 -	1:25.509	+ 2.089	9:14:30.000
5 -	1:27.936	+ 4.516	9:08:45.568	10 -	<b>1:23.420</b>		<b>9:15:53.420</b>
<b>55</b>	<b>Rachel DAVIES</b>		<b>Radical SR4</b>				
1 -	1:53.840	+ 29.950	9:02:27.378	6 -	1:24.320	+ 0.430	9:09:47.135
2 -	1:35.959	+ 12.069	9:04:03.337	7 -	1:25.482	+ 1.592	9:11:12.617
3 -	1:28.626	+ 4.736	9:05:31.963	8 -	1:27.238	+ 3.348	9:12:39.855
4 -	1:25.978	+ 2.088	9:06:57.941	9 -	1:24.213	+ 0.323	9:14:04.068

Rockingham International  
Circuit Length = 1.9400 miles  
Start: 09:00 End: 09:16

Weather / Track : Cloudy / Dry


# Radical Club Cup

## QUALIFYING - RACE 1 - LAP ANALYSIS

5 -	1:24.874	+ 0.984	9:08:22.815	10 -	<b>1:23.890</b>		<b>9:15:27.958</b>
<b>61</b>	<b>Nigel PLACE</b>		<b>Radical PR6</b>				
1 -	1:45.944	+ 25.669	9:02:15.732	7 -	1:25.526	+ 5.251	9:11:01.856
2 -	1:31.082	+ 10.807	9:03:46.814	8 -	<b>1:20.275</b>		<b>9:12:22.131</b>
3 -	1:40.801	+ 20.526	9:05:27.615	9 -	1:21.406	+ 1.131	9:13:43.537
4 -	1:23.354	+ 3.079	9:06:50.969	10 -	1:20.843	+ 0.568	9:15:04.380
5 -	1:23.045	+ 2.770	9:08:14.014	11 -	1:23.703	+ 3.428	9:16:28.083
6 -	1:22.316	+ 2.041	9:09:36.330				
<b>71</b>	<b>Tony MAISEY</b>		<b>Radical SR3</b>				
1 -	1:51.029	+ 21.625	9:02:13.207	6 -	1:32.181	+ 2.777	9:10:15.142
2 -	1:54.039	+ 24.635	9:04:07.246	7 -	1:32.228	+ 2.824	9:11:47.370
3 -	1:33.413	+ 4.009	9:05:40.659	8 -	1:31.499	+ 2.095	9:13:18.869
4 -	1:31.558	+ 2.154	9:07:12.217	9 -	<b>1:29.404</b>		<b>9:14:48.273</b>
5 -	1:30.744	+ 1.340	9:08:42.961	10 -	1:41.376 P	+ 11.972	9:16:29.649
<b>78</b>	<b>Peter BROWN</b>		<b>Radical Clubsport</b>				
1 -	2:07.244	+ 30.840	9:02:35.692	6 -	1:40.573	+ 4.169	9:11:12.438
2 -	1:51.588	+ 15.184	9:04:27.280	7 -	<b>1:36.404</b>		<b>9:12:48.842</b>
3 -	1:45.071	+ 8.667	9:06:12.351	8 -	1:36.923	+ 0.519	9:14:25.765
4 -	1:40.114	+ 3.710	9:07:52.465	9 -	1:37.243	+ 0.839	9:16:03.008
5 -	1:39.400	+ 2.996	9:09:31.865				
<b>88</b>	<b>James COOK</b>		<b>Radical SR4</b>				
1 -	2:03.563	+ 33.830	9:02:41.223	6 -	<b>1:29.733</b>		<b>9:10:30.485</b>
2 -	1:40.665	+ 10.932	9:04:21.888	7 -	1:31.076	+ 1.343	9:12:01.561
3 -	1:37.907	+ 8.174	9:05:59.795	8 -	1:29.923	+ 0.190	9:13:31.484
4 -	1:30.788	+ 1.055	9:07:30.583	9 -	1:31.136	+ 1.403	9:15:02.620
5 -	1:30.169	+ 0.436	9:09:00.752	10 -	1:30.057	+ 0.324	9:16:32.677

# Radical Club Cup

## RACE 1 - GRID - AMENDED

ROW 12		12	Steve BURGESS	
ROW 11		78	Peter BROWN	1:36.404
		11	Ian CHARLES	1:36.021
ROW 10	88	James COOK	1:29.733	
	71	Tony MAISEY	1:29.404	
ROW 9	15	Richard CARVER	1:26.143	
	5	Mark ABBOTT	1:25.939	
ROW 8	46	Sheridan BELL	1:25.625	
	13	Simon GARMSTON	1:25.587	
ROW 7	26	Mark BOOT	1:25.057	
	37	Bill HENDERSON	1:24.860	
ROW 6	44	Barry MARKS	1:24.712	
	55	Rachel DAVIES	1:23.890	
ROW 5	47	Gary MARSH	1:23.420	
	21	Paul MCCLUGHAN	1:21.576	
ROW 4	30	David THORBURN	1:20.789	
	16	Colin MILLAR	1:20.277	
ROW 3	61	Nigel PLACE	1:20.275	
	24	Paul STEELE	1:20.170	
ROW 2	18	Charles LOUGHRAN	1:20.097	
	19	Gary KANE	1:19.612	
ROW 1	7	Darren LUKE	1:18.928	
	3	Jonathan WRIGHT	1:18.619	
<b>Pole</b>				
				

Car 12 - Qualified out of session

Rockingham International  
Circuit Length = 1.9400 miles

Clerk of Course :

Timekeeper :

# Dunlop Mini Se7en Championship

## QUALIFYING - RACE 3 - CLASSIFICATION

POS	NO	CL	NAME	ENTRY	TIME	ON	LAPS	GAP	DIFF	MPH
1	8		<b>Niven BURGE</b>	Mini Vickers	<b>1:43.390</b>	3	8			67.54
2	9		<b>James BOWERS COULSON</b>	Mini Seven	<b>1:43.623</b>	8	9	<b>0.233</b>	0.233	67.39
3	22		<b>Graeme DAVIS</b>	Mini Seven	<b>1:44.144</b>	3	7	<b>0.754</b>	0.521	67.06
4	82		<b>Andrew RUTHVEN</b>	Mini Se7en	<b>1:44.522</b>	7	9	<b>1.132</b>	0.378	66.81
5	35		<b>Paul SPARK</b>	Austin Mini	<b>1:44.538</b>	5	9	<b>1.148</b>	0.016	66.80
6	77		<b>Tristen KNIGHT</b>	Mini 7	<b>1:45.307</b>	7	8	<b>1.917</b>	0.769	66.31
7	52		<b>Nath BURGE</b>	Mini Vickers	<b>1:46.104</b>	9	9	<b>2.714</b>	0.797	65.82
8	34		<b>Anthony TOWEY</b>	Mini Seven	<b>1:46.660</b>	7	7	<b>3.270</b>	0.556	65.47
9	11		<b>Ian DEVINY</b>	Rover Mini	<b>1:46.917</b>	9	9	<b>3.527</b>	0.257	65.32
10	91		<b>Julian AFFLECK</b>	Rover Mini	<b>1:48.488</b>	4	9	<b>5.098</b>	1.571	64.37
11	13		<b>Graham EDWARDS</b>	Austin Mini	<b>1:48.611</b>	4	4	<b>5.221</b>	0.123	64.30
12	20		<b>Darren THOMAS</b>	Mini Se7en	<b>1:50.709</b>	3	8	<b>7.319</b>	2.098	63.08
13	47		<b>Kelvin EDGAR</b>	Austin Mini	<b>1:52.309</b>	4	8	<b>8.919</b>	1.600	62.18
14	33		<b>Geoff TAYLOR</b>	Mini Seven	<b>1:54.905</b>	4	4	<b>11.515</b>	2.596	60.78
15	95		<b>Julian PROCTOR</b>	Mini Seven	<b>1:55.740</b>	6	8	<b>12.350</b>	0.835	60.34
16	69		<b>Steve TRENCH</b>	Mini Se7en	<b>2:07.902</b>	2	3	<b>24.512</b>	12.162	54.60
17	49		<b>Huw DAVIES</b>	Mini Se7en	<b>2:11.944</b>	2	2	<b>28.554</b>	4.042	52.93
18	3		<b>Kane ASTIN</b>	Mini Se7en		0	1			

Weather / Track : Cloudy / Dry

These results are provisional until the conclusion of any judicial and technical matters.

Rockingham International  
 Circuit Length = 1.9400 miles  
 Start: 09:20 End: 09:37

Clerk of Course :

Timekeeper :

## Dunlop Mini Se7en Championship

### QUALIFYING - RACE 3 - LAP ANALYSIS

<b>3</b>	<b>Kane ASTIN</b>		Mini Se7en				
1 -	1:51.713	- 03:59:03.063	9:22:39.106				
<b>8</b>	<b>Niven BURGE</b>		Mini Vickers				
1 -	1:51.618	+ 8.228	9:22:44.236	5 -	1:47.354 P	+ 3.964	9:29:43.575
2 -	1:44.082	+ 0.692	9:24:28.318	6 -	3:20.906	+ 1:37.516	9:33:04.481
3 -	<b>1:43.390</b>		<b>9:26:11.708</b>	7 -	1:44.334	+ 0.944	9:34:48.815
4 -	1:44.513	+ 1.123	9:27:56.221	8 -	1:44.034	+ 0.644	9:36:32.849
<b>9</b>	<b>James BOWERS COULSON</b>		Mini Seven				
1 -	1:50.952	+ 7.329	9:22:51.093	6 -	1:44.893	+ 1.270	9:31:36.589
2 -	1:46.206	+ 2.583	9:24:37.299	7 -	1:44.380	+ 0.757	9:33:20.969
3 -	1:44.203	+ 0.580	9:26:21.502	8 -	<b>1:43.623</b>		<b>9:35:04.592</b>
4 -	1:45.966	+ 2.343	9:28:07.468	9 -	1:44.936	+ 1.313	9:36:49.528
5 -	1:44.228	+ 0.605	9:29:51.696				
<b>11</b>	<b>Ian DEVINY</b>		Rover Mini				
1 -	1:54.579	+ 7.662	9:22:42.820	6 -	1:47.430	+ 0.513	9:31:43.374
2 -	1:49.364	+ 2.447	9:24:32.184	7 -	1:47.592	+ 0.675	9:33:30.966
3 -	1:47.249	+ 0.332	9:26:19.433	8 -	1:47.404	+ 0.487	9:35:18.370
4 -	1:49.229	+ 2.312	9:28:08.662	9 -	<b>1:46.917</b>		<b>9:37:05.287</b>
5 -	1:47.282	+ 0.365	9:29:55.944				
<b>13</b>	<b>Graham EDWARDS</b>		Austin Mini				
1 -	2:17.765	+ 29.154	9:30:37.486	3 -	1:50.270	+ 1.659	9:34:27.032
2 -	1:59.276	+ 10.665	9:32:36.762	4 -	<b>1:48.611</b>		<b>9:36:15.643</b>
<b>20</b>	<b>Darren THOMAS</b>		Mini Se7en				
1 -	1:58.706	+ 7.997	9:22:59.772	5 -	2:31.041	+ 40.332	9:31:05.590
2 -	1:54.250	+ 3.541	9:24:54.022	6 -	1:52.300	+ 1.591	9:32:57.890
3 -	<b>1:50.709</b>		<b>9:26:44.731</b>	7 -	1:53.548	+ 2.839	9:34:51.438
4 -	1:49.818 P	+ -0.891	9:28:34.549	8 -	2:00.154 P	+ 9.445	9:36:51.592
<b>22</b>	<b>Graeme DAVIS</b>		Mini Seven				
1 -	1:52.976	+ 8.832	9:22:43.909	5 -	2:23.867 P	+ 39.723	9:30:35.732
2 -	1:47.223	+ 3.079	9:24:31.132	6 -	3:58.812	+ 2:14.668	9:34:34.544
3 -	<b>1:44.144</b>		<b>9:26:15.276</b>	7 -	1:45.152	+ 1.008	9:36:19.696
4 -	1:56.589	+ 12.445	9:28:11.865				
<b>33</b>	<b>Geoff TAYLOR</b>		Mini Seven				
1 -	2:20.978	+ 26.073	9:23:06.425	3 -	1:55.864	+ 0.959	9:27:04.676
2 -	2:02.387	+ 7.482	9:25:08.812	4 -	<b>1:54.905</b>		<b>9:28:59.581</b>
<b>34</b>	<b>Anthony TOWEY</b>		Mini Seven				
1 -	1:52.939	+ 6.279	9:25:30.936	5 -	1:50.209	+ 3.549	9:32:46.669
2 -	1:49.198	+ 2.538	9:27:20.134	6 -	1:47.104	+ 0.444	9:34:33.773
3 -	1:48.562	+ 1.902	9:29:08.696	7 -	<b>1:46.660</b>		<b>9:36:20.433</b>
4 -	1:47.764	+ 1.104	9:30:56.460				
<b>35</b>	<b>Paul SPARK</b>		Austin Mini				
1 -	1:53.550	+ 9.012	9:22:43.329	6 -	2:01.606	+ 17.068	9:31:54.871
2 -	1:45.917	+ 1.379	9:24:29.246	7 -	1:44.541	+ 0.003	9:33:39.412
3 -	1:44.680	+ 0.142	9:26:13.926	8 -	1:49.613	+ 5.075	9:35:29.025
4 -	1:54.801	+ 10.263	9:28:08.727	9 -	1:45.461	+ 0.923	9:37:14.486
5 -	<b>1:44.538</b>		<b>9:29:53.265</b>				
<b>47</b>	<b>Kelvin EDGAR</b>		Austin Mini				
1 -	2:08.554	+ 16.245	9:23:07.651	5 -	2:00.882	+ 8.573	9:30:49.205
2 -	1:55.448	+ 3.139	9:25:03.099	6 -	2:02.546	+ 10.237	9:32:51.751
3 -	1:52.915	+ 0.606	9:26:56.014	7 -	1:57.932	+ 5.623	9:34:49.683
4 -	<b>1:52.309</b>		<b>9:28:48.323</b>	8 -	1:58.910	+ 6.601	9:36:48.593

Weather / Track : Cloudy / Dry




## Dunlop Mini Se7en Championship

### QUALIFYING - RACE 3 - LAP ANALYSIS

<b>49</b>	<b>Huw DAVIES</b>		Mini Se7en				
1 -	2:02.971	+ -8.973	9:22:58.397	2 -	<b>2:11.944</b>	<b>9:25:10.341</b>	
<b>52</b>	<b>Nath BURGE</b>		Mini Vickers				
1 -	1:53.484	+ 7.380	9:22:50.682	6 -	1:52.618	+ 6.514	9:31:54.141
2 -	1:50.009	+ 3.905	9:24:40.691	7 -	1:46.163	+ 0.059	9:33:40.304
3 -	1:46.986	+ 0.882	9:26:27.677	8 -	1:54.695	+ 8.591	9:35:34.999
4 -	1:47.263	+ 1.159	9:28:14.940	9 -	<b>1:46.104</b>		<b>9:37:21.103</b>
5 -	1:46.583	+ 0.479	9:30:01.523				
<b>69</b>	<b>Steve TRENCH</b>		Mini Se7en				
1 -	2:10.396	+ 2.494	9:31:28.168	3 -	2:09.537	+ 1.635	9:35:45.607
2 -	<b>2:07.902</b>		<b>9:33:36.070</b>				
<b>77</b>	<b>Tristen KNIGHT</b>		Mini 7				
1 -	1:53.404	+ 8.097	9:23:59.722	5 -	1:51.028	+ 5.721	9:31:24.544
2 -	1:46.755	+ 1.448	9:25:46.477	6 -	1:46.750	+ 1.443	9:33:11.294
3 -	2:01.322	+ 16.015	9:27:47.799	7 -	<b>1:45.307</b>		<b>9:34:56.601</b>
4 -	1:45.717	+ 0.410	9:29:33.516	8 -	1:55.059	+ 9.752	9:36:51.660
<b>82</b>	<b>Andrew RUTHVEN</b>		Mini Se7en				
1 -	2:05.058	+ 20.536	9:23:07.668	6 -	1:45.267	+ 0.745	9:31:56.169
2 -	1:46.454	+ 1.932	9:24:54.122	7 -	<b>1:44.522</b>		<b>9:33:40.691</b>
3 -	1:45.587	+ 1.065	9:26:39.709	8 -	1:53.257	+ 8.735	9:35:33.948
4 -	1:44.993	+ 0.471	9:28:24.702	9 -	1:58.721	+ 14.199	9:37:32.669
5 -	1:46.200	+ 1.678	9:30:10.902				
<b>91</b>	<b>Julian AFFLECK</b>		Rover Mini				
1 -	1:54.112	+ 5.624	9:22:48.034	6 -	1:51.860	+ 3.372	9:31:58.066
2 -	1:49.044	+ 0.556	9:24:37.078	7 -	1:48.951	+ 0.463	9:33:47.017
3 -	1:51.776	+ 3.288	9:26:28.854	8 -	1:51.528	+ 3.040	9:35:38.545
4 -	<b>1:48.488</b>		<b>9:28:17.342</b>	9 -	1:57.722	+ 9.234	9:37:36.267
5 -	1:48.864	+ 0.376	9:30:06.206				
<b>95</b>	<b>Julian PROCTOR</b>		Mini Seven				
1 -	2:06.950	+ 11.210	9:23:03.378	5 -	1:56.277	+ 0.537	9:30:56.863
2 -	2:01.700	+ 5.960	9:25:05.078	6 -	<b>1:55.740</b>		<b>9:32:52.603</b>
3 -	1:57.222	+ 1.482	9:27:02.300	7 -	1:58.492	+ 2.752	9:34:51.095
4 -	1:58.286	+ 2.546	9:29:00.586	8 -	2:00.064	+ 4.324	9:36:51.159

# Dunlop Mini Se7en Championship

## RACE 3 - GRID - AMENDED

ROW 10		92 Kevin O'SHEA	
ROW 9		3 Kane ASTIN	49 Huw DAVIES 2:11.944
ROW 8	2:07.902	69 Steve TRENCH	95 Julian PROCTOR 1:55.740
ROW 7		33 Geoff TAYLOR 1:54.905	47 Kelvin EDGAR 1:52.309
ROW 6	1:50.709	20 Darren THOMAS	13 Graham EDWARDS 1:48.611
ROW 5		91 Julian AFFLECK 1:48.488	11 Ian DEVINY 1:46.917
ROW 4	1:46.660	34 Anthony TOWEY	52 Nath BURGE 1:46.104
ROW 3		77 Tristen KNIGHT 1:45.307	35 Paul SPARK 1:44.538
ROW 2	1:44.522	82 Andrew RUTHVEN	22 Graeme DAVIS 1:44.144
ROW 1		9 James BOWERS COULSON 1:43.623	8 Niven BURGE 1:43.390
<b>Pole</b>			
			

Car 92 - Qualified out of session

Rockingham International  
Circuit Length = 1.9400 miles

Clerk of Course :

Timekeeper :

# Radical UK Cup

## QUALIFYING - RACE 2 - CLASSIFICATION

POS	NO	CL	NAME	ENTRY	TIME	ON	LAPS	GAP	DIFF	MPH
1	88	M	WOODWARD/KAISER	Radical SR8	1:15.368	9	12			92.66
2	14	M	WHELDON/BROMILEY	Radical SR8	1:16.518	11	14	1.150	1.150	91.27
3	1	M	WRIGHT/JOHNSTON	Radical SR8	1:16.864	6	16	1.496	0.346	90.86
4	27	M	Ben JACKSON	Radical SR8	1:17.058	11	13	1.690	0.194	90.63
5	61	M	Manhal ALLOS	Radical SR8	1:18.162	16	16	2.794	1.104	89.35
6	20	M	ASHTON/GREENSALL	Radical SR8	1:18.421	13	15	3.053	0.259	89.05
7	7	M	FREEMAN/WILLIAMS	Radical PR6	1:18.550	13	14	3.182	0.129	88.91
8	2	M	WALLIS/GREEN	Radical SR8	1:18.782	12	17	3.414	0.232	88.64
9	25	M	Richard FEARNES	Radical	1:18.948	10	14	3.580	0.166	88.46
10	18	S	THOMAS/LOUGHRAN	Radical SR3	1:19.058	13	15	3.690	0.110	88.33
11	42	M	ALLEN/CROMPTON	Radical SR3	1:19.137	6	16	3.769	0.079	88.25
12	45	S	Colin NOBLE	Radical SR3	1:19.357	13	14	3.989	0.220	88.00
13	19	M	EDWARDS/KANE	Radical SR8	1:19.935	5	13	4.567	0.578	87.37
14	71	S	Phil ABBOTT	Radical SR3	1:20.192	8	15	4.824	0.257	87.09
15	24	M	Paul STEELE	Radical	1:21.484	8	8	6.116	1.292	85.70
16	5	M	OSBORN/HALL	Radical SR8	1:22.657	11	13	7.289	1.173	84.49
17	17	S	SMITH/MEEKS	Radical SR3	1:23.647	13	13	8.279	0.990	83.49
18	69	M	TILLING/MALLET	Radical SR3	1:24.082	6	14	8.714	0.435	83.06
19	44	M	SCHLAEPPI/BROWN	Radical SR3	1:29.568	5	9	14.200	5.486	77.97

CAR 88 - TRANSPONDER NOT WORKING FIX OR YOU WILL BE IGNORED IN THE RACE  
CAR 7 - TRANSPONDER WIRING FAULT

Weather / Track : Bright / Dry

These results are provisional until the conclusion of any judicial and technical matters.

Rockingham International  
Circuit Length = 1.9400 miles  
Start: 09:50 End: 10:16

Clerk of Course :		Timekeeper :
-------------------	--	--------------

# Radical UK Cup

## QUALIFYING - RACE 2 - LAP ANALYSIS

<b>1</b>	<b>WRIGHT/JOHNSTON</b>						<b>Radical SR8</b>					
1 -	1:47.391	+ 30.527	9:52:29.119	9 -	3:08.094	+ 1:51.230	10:06:28.843					
2 -	1:27.076	+ 10.212	9:53:56.195	10 -	1:18.574	+ 1.710	10:07:47.417					
3 -	1:20.280	+ 3.416	9:55:16.475	11 -	1:17.451	+ 0.587	10:09:04.868					
4 -	1:17.932 P	+ 1.068	9:56:34.407	12 -	1:18.916	+ 2.052	10:10:23.784					
5 -	2:54.511	+ 1:37.647	9:59:28.918	13 -	1:18.526	+ 1.662	10:11:42.310					
6 -	<b>1:16.864</b>		<b>10:00:45.782</b>	14 -	1:18.489	+ 1.625	10:13:00.799					
7 -	1:16.941	+ 0.077	10:02:02.723	15 -	1:20.348	+ 3.484	10:14:21.147					
8 -	1:18.026 P	+ 1.162	10:03:20.749	16 -	1:23.663	+ 6.799	10:15:44.810					
<b>2</b>	<b>WALLIS/GREEN</b>						<b>Radical SR8</b>					
1 -	1:55.641	+ 36.859	9:52:32.122	10 -	1:18.901	+ 0.119	10:06:13.405					
2 -	1:30.191	+ 11.409	9:54:02.313	11 -	1:19.135	+ 0.353	10:07:32.540					
3 -	1:23.792	+ 5.010	9:55:26.105	12 -	<b>1:18.782</b>		<b>10:08:51.322</b>					
4 -	1:22.147	+ 3.365	9:56:48.252	13 -	1:19.592	+ 0.810	10:10:10.914					
5 -	1:20.318	+ 1.536	9:58:08.570	14 -	1:19.026	+ 0.244	10:11:29.940					
6 -	1:22.848 P	+ 4.066	9:59:31.418	15 -	1:20.725	+ 1.943	10:12:50.665					
7 -	2:43.329	+ 1:24.547	10:02:14.747	16 -	1:26.182	+ 7.400	10:14:16.847					
8 -	1:19.452	+ 0.670	10:03:34.199	17 -	1:20.182	+ 1.400	10:15:37.029					
9 -	1:20.305	+ 1.523	10:04:54.504									
<b>5</b>	<b>OSBORN/HALL</b>						<b>Radical SR8</b>					
1 -	1:43.684	+ 21.027	9:54:17.340	8 -	3:14.040	+ 1:51.383	10:06:36.131					
2 -	1:45.894	+ 23.237	9:56:03.234	9 -	1:39.929	+ 17.272	10:08:16.060					
3 -	1:31.129	+ 8.472	9:57:34.363	10 -	1:23.007	+ 0.350	10:09:39.067					
4 -	1:28.419	+ 5.762	9:59:02.782	11 -	<b>1:22.657</b>		<b>10:11:01.724</b>					
5 -	1:26.040	+ 3.383	10:00:28.822	12 -	1:39.207	+ 16.550	10:12:40.931					
6 -	1:26.250	+ 3.593	10:01:55.072	13 -	1:38.793 P	+ 16.136	10:14:19.724					
7 -	1:27.019 P	+ 4.362	10:03:22.091									
<b>7</b>	<b>FREEMAN/WILLIAMS</b>						<b>Radical PR6</b>					
1 -	1:44.807	+ 26.257	9:52:14.586	8 -	1:20.173	+ 1.623	10:04:26.951					
2 -	1:27.445	+ 8.895	9:53:42.031	9 -	1:34.941	+ 16.391	10:06:01.892					
3 -	1:21.277	+ 2.727	9:55:03.308	10 -	1:19.212	+ 0.662	10:07:21.104					
4 -	1:19.399	+ 0.849	9:56:22.707	11 -	1:18.900	+ 0.350	10:08:40.004					
5 -	1:27.721 P	+ 9.171	9:57:50.428	12 -	1:18.600	+ 0.050	10:09:58.604					
6 -	3:57.102	+ 2:38.552	10:01:47.530	13 -	<b>1:18.550</b>		<b>10:11:17.154</b>					
7 -	1:19.248	+ 0.698	10:03:06.778	14 -	1:36.972 P	+ 18.422	10:12:54.126					
<b>14</b>	<b>WHELDON/BROMILEY</b>						<b>Radical SR8</b>					
1 -	1:42.913	+ 26.395	9:52:18.612	8 -	1:25.422	+ 8.904	10:05:04.180					
2 -	1:24.490	+ 7.972	9:53:43.102	9 -	1:22.394	+ 5.876	10:06:26.574					
3 -	1:19.536	+ 3.018	9:55:02.638	10 -	1:18.586	+ 2.068	10:07:45.160					
4 -	1:16.537	+ 0.019	9:56:19.175	11 -	<b>1:16.518</b>		<b>10:09:01.678</b>					
5 -	1:20.169 P	+ 3.651	9:57:39.344	12 -	1:21.461	+ 4.943	10:10:23.139					
6 -	4:17.825	+ 3:01.307	10:01:57.169	13 -	1:27.528	+ 11.010	10:11:50.667					
7 -	1:41.589	+ 25.071	10:03:38.758	14 -	1:27.664 P	+ 11.146	10:13:18.331					
<b>17</b>	<b>SMITH/MEEKS</b>						<b>Radical SR3</b>					
1 -	2:03.939	+ 40.292	9:52:42.127	8 -	3:12.433	+ 1:48.786	10:05:03.286					
2 -	1:39.515	+ 15.868	9:54:21.642	9 -	1:28.192	+ 4.545	10:06:31.478					
3 -	1:33.964	+ 10.317	9:55:55.606	10 -	1:26.339	+ 2.692	10:07:57.817					
4 -	1:31.810	+ 8.163	9:57:27.416	11 -	1:24.957	+ 1.310	10:09:22.774					
5 -	1:28.020	+ 4.373	9:58:55.436	12 -	1:24.359	+ 0.712	10:10:47.133					
6 -	1:27.581	+ 3.934	10:00:23.017	13 -	<b>1:23.647</b>		<b>10:12:10.780</b>					
7 -	1:27.836 P	+ 4.189	10:01:50.853									
<b>18</b>	<b>THOMAS/LOUGHRAN</b>						<b>Radical SR3</b>					
1 -	2:04.180	+ 45.122	9:52:45.123	9 -	1:23.637	+ 4.579	10:06:25.644					
2 -	1:42.263	+ 23.205	9:54:27.386	10 -	1:28.537	+ 9.479	10:07:54.181					
3 -	1:30.220	+ 11.162	9:55:57.606	11 -	1:20.001	+ 0.943	10:09:14.182					
4 -	1:25.300	+ 6.242	9:57:22.906	12 -	1:19.302	+ 0.244	10:10:33.484					
5 -	1:22.516	+ 3.458	9:58:45.422	13 -	<b>1:19.058</b>		<b>10:11:52.542</b>					

CAR 88 - TRANSPONDER NOT WORKING FIX OR YOU WILL BE IGNORED IN THE RACE  
 CAR 7 - TRANSPONDER WIRING FAULT  
 Weather / Track : Bright / Dry

Rockingham International  
 Circuit Length = 1.9400 miles  
 Start: 09:50 End: 10:16

# Radical UK Cup

## QUALIFYING - RACE 2 - LAP ANALYSIS

6 -	1:25.194	+ 6.136	10:00:10.616	14 -	1:27.332 P	+ 8.274	10:13:19.874
7 -	1:25.875 P	+ 6.817	10:01:36.491	15 -	2:35.351	+ 1:16.293	10:15:55.225
8 -	3:25.516	+ 2:06.458	10:05:02.007				
<b>19</b>	<b>EDWARDS/KANE</b>			<b>Radical SR8</b>			
1 -	2:01.464	+ 41.529	9:52:42.269	8 -	1:22.281	+ 2.346	10:04:20.370
2 -	1:31.553	+ 11.618	9:54:13.822	9 -	1:20.827	+ 0.892	10:05:41.197
3 -	1:23.981	+ 4.046	9:55:37.803	10 -	1:20.508	+ 0.573	10:07:01.705
4 -	1:23.304	+ 3.369	9:57:01.107	11 -	1:20.191	+ 0.256	10:08:21.896
5 -	<b>1:19.935</b>		<b>9:58:21.042</b>	12 -	1:20.597	+ 0.662	10:09:42.493
6 -	1:21.855 P	+ 1.920	9:59:42.897	13 -	1:20.934 P	+ 0.999	10:11:03.427
7 -	3:15.192	+ 1:55.257	10:02:58.089				
<b>20</b>	<b>ASHTON/GREENSALL</b>			<b>Radical SR8</b>			
1 -	1:51.211	+ 32.790	9:52:21.270	9 -	1:18.856	+ 0.435	10:06:37.819
2 -	1:31.210 P	+ 12.789	9:53:52.480	10 -	1:21.264	+ 2.843	10:07:59.083
3 -	3:40.315	+ 2:21.894	9:57:32.795	11 -	1:26.838 P	+ 8.417	10:09:25.921
4 -	1:30.459 P	+ 12.038	9:59:03.254	12 -	2:48.419	+ 1:29.998	10:12:14.340
5 -	2:06.455	+ 48.034	10:01:09.709	13 -	<b>1:18.421</b>		<b>10:13:32.761</b>
6 -	1:23.512	+ 5.091	10:02:33.221	14 -	1:20.212	+ 1.791	10:14:52.973
7 -	1:19.361	+ 0.940	10:03:52.582	15 -	1:20.007	+ 1.586	10:16:12.980
8 -	1:26.381	+ 7.960	10:05:18.963				
<b>24</b>	<b>Paul STEELE</b>			<b>Radical</b>			
1 -	1:48.731	+ 27.247	9:58:26.432	5 -	1:23.134	+ 1.650	10:04:22.930
2 -	1:38.297	+ 16.813	10:00:04.729	6 -	1:21.668	+ 0.184	10:05:44.598
3 -	1:29.830	+ 8.346	10:01:34.559	7 -	1:21.516	+ 0.032	10:07:06.114
4 -	1:25.237	+ 3.753	10:02:59.796	8 -	<b>1:21.484</b>		<b>10:08:27.598</b>
<b>25</b>	<b>Richard FEARNES</b>			<b>Radical</b>			
1 -	2:00.152	+ 41.204	9:52:46.550	8 -	3:09.919	+ 1:50.971	10:04:33.518
2 -	1:32.419	+ 13.471	9:54:18.969	9 -	1:21.075	+ 2.127	10:05:54.593
3 -	1:32.790	+ 13.842	9:55:51.759	10 -	<b>1:18.948</b>		<b>10:07:13.541</b>
4 -	1:24.462	+ 5.514	9:57:16.221	11 -	1:17.077 P	+ -1.871	10:08:30.618
5 -	1:22.338	+ 3.390	9:58:38.559	12 -	2:22.206	+ 1:03.258	10:10:52.824
6 -	1:22.691	+ 3.743	10:00:01.250	13 -	1:24.747	+ 5.799	10:12:17.571
7 -	1:22.349 P	+ 3.401	10:01:23.599	14 -	1:27.992 P	+ 9.044	10:13:45.563
<b>27</b>	<b>Ben JACKSON</b>			<b>Radical SR8</b>			
1 -	2:02.961	+ 45.903	9:52:41.814	8 -	3:04.822 P	+ 1:47.764	10:07:18.291
2 -	1:51.035	+ 33.977	9:54:32.849	9 -	2:30.720	+ 1:13.662	10:09:49.011
3 -	1:41.844	+ 24.786	9:56:14.693	10 -	1:21.317	+ 4.259	10:11:10.328
4 -	1:40.296	+ 23.238	9:57:54.989	11 -	<b>1:17.058</b>		<b>10:12:27.386</b>
5 -	1:40.713 P	+ 23.655	9:59:35.702	12 -	1:24.333	+ 7.275	10:13:51.719
6 -	3:15.925	+ 1:58.867	10:02:51.627	13 -	1:17.182	+ 0.124	10:15:08.901
7 -	1:21.842 P	+ 4.784	10:04:13.469				
<b>42</b>	<b>ALLEN/CROMPTON</b>			<b>Radical SR3</b>			
1 -	1:51.315	+ 32.178	9:52:30.392	9 -	3:56.473	+ 2:37.336	10:06:00.535
2 -	1:27.725	+ 8.588	9:53:58.117	10 -	1:33.814	+ 14.677	10:07:34.349
3 -	1:22.649	+ 3.512	9:55:20.766	11 -	1:29.376	+ 10.239	10:09:03.725
4 -	1:20.426	+ 1.289	9:56:41.192	12 -	1:28.750	+ 9.613	10:10:32.475
5 -	1:19.814	+ 0.677	9:58:01.006	13 -	1:28.077	+ 8.940	10:12:00.552
6 -	<b>1:19.137</b>		<b>9:59:20.143</b>	14 -	1:26.861	+ 7.724	10:13:27.413
7 -	1:20.058	+ 0.921	10:00:40.201	15 -	1:26.443	+ 7.306	10:14:53.856
8 -	1:23.861 P	+ 4.724	10:02:04.062	16 -	1:25.422	+ 6.285	10:16:19.278
<b>44</b>	<b>SCHLAEPPI/BROWN</b>			<b>Radical SR3</b>			
1 -	2:02.850	+ 33.282	9:52:46.622	6 -	1:36.255 P	+ 6.687	10:00:45.780
2 -	1:44.205	+ 14.637	9:54:30.827	7 -	4:09.942	+ 2:40.374	10:04:55.722
3 -	1:37.146	+ 7.578	9:56:07.973	8 -	1:35.624	+ 6.056	10:06:31.346
4 -	1:31.984	+ 2.416	9:57:39.957	9 -	1:33.960	+ 4.392	10:08:05.306
5 -	<b>1:29.568</b>		<b>9:59:09.525</b>				

CAR 88 - TRANSPONDER NOT WORKING FIX OR YOU WILL BE IGNORED IN THE RACE  
 CAR 7 - TRANSPONDER WIRING FAULT  
 Weather / Track : Bright / Dry

Rockingham International  
 Circuit Length = 1.9400 miles  
 Start: 09:50 End: 10:16

**Radical UK Cup**  
**QUALIFYING - RACE 2 - LAP ANALYSIS**

<b>45</b>	<b>Colin NOBLE</b>		<b>Radical SR3</b>				
1 -	1:36.090	+ 16.733	9:53:02.878	8 -	1:21.486	+ 2.129	10:02:32.267
2 -	1:24.543	+ 5.186	9:54:27.421	9 -	1:19.729	+ 0.372	10:03:51.996
3 -	1:22.256	+ 2.899	9:55:49.677	10 -	1:20.181 P	+ 0.824	10:05:12.177
4 -	1:20.661	+ 1.304	9:57:10.338	11 -	3:31.978	+ 2:12.621	10:08:44.155
5 -	1:20.182	+ 0.825	9:58:30.520	12 -	1:19.763	+ 0.406	10:10:03.918
6 -	1:20.440	+ 1.083	9:59:50.960	13 -	<b>1:19.357</b>		<b>10:11:23.275</b>
7 -	1:19.821	+ 0.464	10:01:10.781	14 -	1:26.924 P	+ 7.567	10:12:50.199
<b>61</b>	<b>Manhal ALLOS</b>		<b>Radical SR8</b>				
1 -	2:00.005	+ 41.843	9:52:34.066	9 -	1:18.185	+ 0.023	10:05:38.017
2 -	1:34.929	+ 16.767	9:54:08.995	10 -	1:18.361	+ 0.199	10:06:56.378
3 -	1:28.454	+ 10.292	9:55:37.449	11 -	1:18.520	+ 0.358	10:08:14.898
4 -	1:27.933	+ 9.771	9:57:05.382	12 -	1:19.009	+ 0.847	10:09:33.907
5 -	1:27.388	+ 9.226	9:58:32.770	13 -	1:26.971	+ 8.809	10:11:00.878
6 -	1:30.159	+ 11.997	10:00:02.929	14 -	1:18.683	+ 0.521	10:12:19.561
7 -	1:27.574 P	+ 9.412	10:01:30.503	15 -	1:26.967	+ 8.805	10:13:46.528
8 -	2:49.329	+ 1:31.167	10:04:19.832	16 -	<b>1:18.162</b>		<b>10:15:04.690</b>
<b>69</b>	<b>TILLING/MALLETT</b>		<b>Radical SR3</b>				
1 -	1:29.226	+ 5.144	9:53:59.045	8 -	3:55.073	+ 2:30.991	10:06:27.269
2 -	1:25.646	+ 1.564	9:55:24.691	9 -	1:30.005	+ 5.923	10:07:57.274
3 -	1:26.102	+ 2.020	9:56:50.793	10 -	1:27.646	+ 3.564	10:09:24.920
4 -	1:25.807	+ 1.725	9:58:16.600	11 -	1:24.520	+ 0.438	10:10:49.440
5 -	1:24.283	+ 0.201	9:59:40.883	12 -	1:24.452	+ 0.370	10:12:13.892
6 -	<b>1:24.082</b>		<b>10:01:04.965</b>	13 -	1:25.916	+ 1.834	10:13:39.808
7 -	1:27.231 P	+ 3.149	10:02:32.196	14 -	1:58.393	+ 34.311	10:15:38.201
<b>71</b>	<b>Phil ABBOTT</b>		<b>Radical SR3</b>				
1 -	2:05.146	+ 44.954	9:52:35.553	9 -	1:19.892 P	+ -0.300	10:03:39.664
2 -	1:34.072	+ 13.880	9:54:09.625	10 -	2:31.449	+ 1:11.257	10:06:11.113
3 -	1:23.707	+ 3.515	9:55:33.332	11 -	1:20.338	+ 0.146	10:07:31.451
4 -	1:22.205	+ 2.013	9:56:55.537	12 -	1:20.687	+ 0.495	10:08:52.138
5 -	1:21.143	+ 0.951	9:58:16.680	13 -	1:34.765 P	+ 14.573	10:10:26.903
6 -	1:22.359	+ 2.167	9:59:39.039	14 -	3:15.711	+ 1:55.519	10:13:42.614
7 -	1:20.541	+ 0.349	10:00:59.580	15 -	1:21.032	+ 0.840	10:15:03.646
8 -	<b>1:20.192</b>		<b>10:02:19.772</b>				
<b>88</b>	<b>WOODWARD/KAISER</b>		<b>Radical SR8</b>				
1 -	1:23.435	+ 8.067	9:55:33.453	7 -	4:27.777	+ 3:12.409	10:08:49.148
2 -	1:17.577	+ 2.209	9:56:51.030	8 -	1:15.829	+ 0.461	10:10:04.977
3 -	1:18.392	+ 3.024	9:58:09.422	9 -	<b>1:15.368</b>		<b>10:11:20.345</b>
4 -	1:26.366 P	+ 10.998	9:59:35.788	10 -	1:26.156	+ 10.788	10:12:46.501
5 -	3:13.315	+ 1:57.947	10:02:49.103	11 -	1:22.431	+ 7.063	10:14:08.932
6 -	1:32.268 P	+ 16.900	10:04:21.371	12 -	1:23.038 P	+ 7.670	10:15:31.970

**CAR 88 - TRANSPONDER NOT WORKING FIX OR YOU WILL BE IGNORED IN THE RACE**  
**CAR 7 - TRANSPONDER WIRING FAULT**  
Weather / Track : Bright / Dry

Rockingham International  
Circuit Length = 1.9400 miles  
Start: 09:50 End: 10:16

# Dunlop Mini Miglia Championship

## QUALIFYING - RACE 4 - CLASSIFICATION

POS	NO	CL	NAME	ENTRY	TIME	ON	LAPS	GAP	DIFF	MPH
1	1		<b>Andrew HACK</b>	Mini Pyro Evo X1	<b>1:34.364</b>	4	7			74.01
2	2		<b>Ralph SAUNDERS</b>	Mini Miglia	<b>1:34.751</b>	8	10	<b>0.387</b>	0.387	73.70
3	3		<b>Mark SMITH</b>	Rover Mini Miglia	<b>1:34.834</b>	7	10	<b>0.470</b>	0.083	73.64
4	20		<b>Endaf OWENS</b>	Mini Welsh Miglia	<b>1:34.956</b>	4	5	<b>0.592</b>	0.122	73.54
5	29		<b>Dave DREW</b>	Mini Miglia	<b>1:35.294</b>	8	10	<b>0.930</b>	0.338	73.28
6	10		<b>Sarah MUNNS</b>	Mini Miglia	<b>1:35.357</b>	7	10	<b>0.993</b>	0.063	73.23
7	53		<b>Niven BURGE</b>	Mini Vickers	<b>1:35.383</b>	5	10	<b>1.019</b>	0.026	73.21
8	42		<b>Paul SIMMONDS</b>	Mini Miglia	<b>1:35.384</b>	9	10	<b>1.020</b>	0.001	73.21
9	6		<b>Paul THOMPSON</b>	Mini Miglia	<b>1:35.438</b>	5	8	<b>1.074</b>	0.054	73.17
10	4		<b>Mark SIMS</b>	Mini Miglia	<b>1:35.913</b>	7	10	<b>1.549</b>	0.475	72.81
11	83		<b>Colin PEACOCK</b>	Mini Miglia	<b>1:35.978</b>	10	10	<b>1.614</b>	0.065	72.76
12	75		<b>Paul BROWN</b>	Mini Miglia	<b>1:36.509</b>	8	9	<b>2.145</b>	0.531	72.36
13	55		<b>Michael GREEN</b>	Mini Miglia	<b>1:37.451</b>	8	9	<b>3.087</b>	0.942	71.66
14	5		<b>David EDGECOMBE</b>	Edgecoms Mini Miglia	<b>1:37.559</b>	2	3	<b>3.195</b>	0.108	71.58
15	21		<b>Aaron SMITH</b>	Mini Miglia	<b>1:38.097</b>	8	9	<b>3.733</b>	0.538	71.19
16	13		<b>Phil HARVEY</b>	Mini Motley	<b>1:38.117</b>	7	9	<b>3.753</b>	0.020	71.17
17	28		<b>Robert HUMPHREYS</b>	Mini Vickers	<b>1:38.173</b>	8	9	<b>3.809</b>	0.056	71.13
18	34		<b>Keith ALLINGTON</b>	Mini Miglia	<b>1:38.557</b>	8	9	<b>4.193</b>	0.384	70.86

Weather / Track : Bright / Dry

These results are provisional until the conclusion of any judicial and technical matters.

Rockingham International  
 Circuit Length = 1.9400 miles  
 Start: 10:28 End: 10:44

Clerk of Course :

Timekeeper :

# Dunlop Mini Miglia Championship

## QUALIFYING - RACE 4 - LAP ANALYSIS

<b>1</b>	<b>Andrew HACK</b>		Mini Pyro Evo X1				
1 -	1:44.837	+ 10.473	10:30:04.981	5 -	1:34.760	+ 0.396	10:36:26.139
2 -	1:36.738	+ 2.374	10:31:41.719	6 -	1:44.574	+ 10.210	10:38:10.713
3 -	1:35.296	+ 0.932	10:33:17.015	7 -	1:43.517 P	+ 9.153	10:39:54.230
4 -	<b>1:34.364</b>		<b>10:34:51.379</b>				
<b>2</b>	<b>Ralph SAUNDERS</b>		Mini Miglia				
1 -	1:43.609	+ 8.858	10:29:57.379	6 -	1:37.367	+ 2.616	10:37:59.486
2 -	1:35.524	+ 0.773	10:31:32.903	7 -	1:43.923	+ 9.172	10:39:43.409
3 -	1:35.769	+ 1.018	10:33:08.672	8 -	<b>1:34.751</b>		<b>10:41:18.160</b>
4 -	1:37.778	+ 3.027	10:34:46.450	9 -	1:45.108	+ 10.357	10:43:03.268
5 -	1:35.669	+ 0.918	10:36:22.119	10 -	1:37.419	+ 2.668	10:44:40.687
<b>3</b>	<b>Mark SMITH</b>		Rover Mini Miglia				
1 -	1:43.263	+ 8.429	10:29:59.621	6 -	1:46.954	+ 12.120	10:38:10.424
2 -	1:35.658	+ 0.824	10:31:35.279	7 -	<b>1:34.834</b>		<b>10:39:45.258</b>
3 -	1:34.917	+ 0.083	10:33:10.196	8 -	1:35.175	+ 0.341	10:41:20.433
4 -	1:35.800	+ 0.966	10:34:45.996	9 -	1:34.967	+ 0.133	10:42:55.400
5 -	1:37.474	+ 2.640	10:36:23.470	10 -	1:35.563	+ 0.729	10:44:30.963
<b>4</b>	<b>Mark SIMS</b>		Mini Miglia				
1 -	1:48.642	+ 12.729	10:30:01.658	6 -	1:39.532	+ 3.619	10:38:07.173
2 -	1:37.098	+ 1.185	10:31:38.756	7 -	<b>1:35.913</b>		<b>10:39:43.086</b>
3 -	1:36.298	+ 0.385	10:33:15.054	8 -	1:37.805	+ 1.892	10:41:20.891
4 -	1:36.104	+ 0.191	10:34:51.158	9 -	1:36.303	+ 0.390	10:42:57.194
5 -	1:36.483	+ 0.570	10:36:27.641	10 -	1:45.905	+ 9.992	10:44:43.099
<b>5</b>	<b>David EDGEcombe</b>		Edgecoms Mini Miglia				
1 -	1:43.654	+ 6.095	10:30:16.339	3 -	1:36.649 P	+ -0.910	10:33:30.547
2 -	<b>1:37.559</b>		<b>10:31:53.898</b>				
<b>6</b>	<b>Paul THOMPSON</b>		Mini Miglia				
1 -	1:48.349	+ 12.911	10:30:03.650	5 -	<b>1:35.438</b>		<b>10:36:28.347</b>
2 -	1:36.756	+ 1.318	10:31:40.406	6 -	1:37.644	+ 2.206	10:38:05.991
3 -	1:36.353	+ 0.915	10:33:16.759	7 -	1:35.987	+ 0.549	10:39:41.978
4 -	1:36.150	+ 0.712	10:34:52.909	8 -	1:44.181 P	+ 8.743	10:41:26.159
<b>10</b>	<b>Sarah MUNNS</b>		Mini Miglia				
1 -	1:47.314	+ 11.957	10:30:04.325	6 -	1:44.210	+ 8.853	10:38:14.922
2 -	1:38.436	+ 3.079	10:31:42.761	7 -	<b>1:35.357</b>		<b>10:39:50.279</b>
3 -	1:36.252	+ 0.895	10:33:19.013	8 -	1:36.381	+ 1.024	10:41:26.660
4 -	1:36.096	+ 0.739	10:34:55.109	9 -	1:35.802	+ 0.445	10:43:02.462
5 -	1:35.603	+ 0.246	10:36:30.712	10 -	1:35.835	+ 0.478	10:44:38.297
<b>13</b>	<b>Phil HARVEY</b>		Mini Motley				
1 -	1:57.208	+ 19.091	10:30:22.718	6 -	1:39.174	+ 1.057	10:38:42.774
2 -	1:41.650	+ 3.533	10:32:04.368	7 -	<b>1:38.117</b>		<b>10:40:20.891</b>
3 -	1:40.523	+ 2.406	10:33:44.891	8 -	1:38.230	+ 0.113	10:41:59.121
4 -	1:39.383	+ 1.266	10:35:24.274	9 -	1:39.246	+ 1.129	10:43:38.367
5 -	1:39.326	+ 1.209	10:37:03.600				
<b>20</b>	<b>Endaf OWENS</b>		Mini Welsh Miglia				
1 -	1:41.957	+ 7.001	10:30:13.453	4 -	<b>1:34.956</b>		<b>10:43:09.171</b>
2 -	1:41.562	+ 6.606	10:31:55.015	5 -	1:35.050	+ 0.094	10:44:44.221
3 -	9:39.200	+ 8:04.244	10:41:34.215				
<b>21</b>	<b>Aaron SMITH</b>		Mini Miglia				
1 -	1:47.524	+ 9.427	10:30:09.396	6 -	1:38.603	+ 0.506	10:38:36.102
2 -	1:41.620	+ 3.523	10:31:51.016	7 -	1:38.310	+ 0.213	10:40:14.412
3 -	1:46.235	+ 8.138	10:33:37.251	8 -	<b>1:38.097</b>		<b>10:41:52.509</b>
4 -	1:40.849	+ 2.752	10:35:18.100	9 -	1:38.697	+ 0.600	10:43:31.206
5 -	1:39.399	+ 1.302	10:36:57.499				

Rockingham International  
Circuit Length = 1.9400 miles  
Start: 10:28 End: 10:44

Weather / Track : Bright / Dry



## Dunlop Mini Miglia Championship

### QUALIFYING - RACE 4 - LAP ANALYSIS


<b>28</b>	<b>Robert HUMPHREYS</b>		Mini Vickers				
1 -	1:54.712	+ 16.539	10:30:23.863	6 -	1:38.879	+ 0.706	10:38:49.762
2 -	1:43.406	+ 5.233	10:32:07.269	7 -	1:39.060	+ 0.887	10:40:28.822
3 -	1:45.200	+ 7.027	10:33:52.469	8 -	<b>1:38.173</b>		<b>10:42:06.995</b>
4 -	1:40.035	+ 1.862	10:35:32.504	9 -	1:38.444	+ 0.271	10:43:45.439
5 -	1:38.379	+ 0.206	10:37:10.883				
<b>29</b>	<b>Dave DREW</b>		Mini Miglia				
1 -	1:47.242	+ 11.948	10:30:05.957	6 -	1:37.858	+ 2.564	10:38:10.821
2 -	1:38.715	+ 3.421	10:31:44.672	7 -	1:36.123	+ 0.829	10:39:46.944
3 -	1:36.790	+ 1.496	10:33:21.462	8 -	<b>1:35.294</b>		<b>10:41:22.238</b>
4 -	1:36.170	+ 0.876	10:34:57.632	9 -	1:39.741	+ 4.447	10:43:01.979
5 -	1:35.331	+ 0.037	10:36:32.963	10 -	1:39.390	+ 4.096	10:44:41.369
<b>34</b>	<b>Keith ALLINGTON</b>		Mini Miglia				
1 -	1:56.981	+ 18.424	10:30:23.419	6 -	1:38.788	+ 0.231	10:38:50.357
2 -	1:43.238	+ 4.681	10:32:06.657	7 -	1:39.319	+ 0.762	10:40:29.676
3 -	1:44.672	+ 6.115	10:33:51.329	8 -	<b>1:38.557</b>		<b>10:42:08.233</b>
4 -	1:40.356	+ 1.799	10:35:31.685	9 -	1:38.774	+ 0.217	10:43:47.007
5 -	1:39.884	+ 1.327	10:37:11.569				
<b>42</b>	<b>Paul SIMMONDS</b>		Mini Miglia				
1 -	1:48.435	+ 13.051	10:30:08.088	6 -	1:38.472	+ 3.088	10:38:14.177
2 -	1:38.120	+ 2.736	10:31:46.208	7 -	1:38.272	+ 2.888	10:39:52.449
3 -	1:36.914	+ 1.530	10:33:23.122	8 -	1:42.692	+ 7.308	10:41:35.141
4 -	1:36.297	+ 0.913	10:34:59.419	9 -	<b>1:35.384</b>		<b>10:43:10.525</b>
5 -	1:36.286	+ 0.902	10:36:35.705	10 -	1:35.628	+ 0.244	10:44:46.153
<b>53</b>	<b>Niven BURGE</b>		Mini Vickers				
1 -	1:46.470	+ 11.087	10:29:58.040	6 -	1:35.978	+ 0.595	10:37:58.540
2 -	1:37.672	+ 2.289	10:31:35.712	7 -	1:36.275	+ 0.892	10:39:34.815
3 -	1:35.728	+ 0.345	10:33:11.440	8 -	1:49.404	+ 14.021	10:41:24.219
4 -	1:35.739	+ 0.356	10:34:47.179	9 -	1:35.802	+ 0.419	10:43:00.021
5 -	<b>1:35.383</b>		<b>10:36:22.562</b>	10 -	1:35.675	+ 0.292	10:44:35.696
<b>55</b>	<b>Michael GREEN</b>		Mini Miglia				
1 -	2:20.225	+ 42.774	10:30:43.402	6 -	1:37.645	+ 0.194	10:39:09.174
2 -	1:46.654	+ 9.203	10:32:30.056	7 -	1:41.515	+ 4.064	10:40:50.689
3 -	1:42.928	+ 5.477	10:34:12.984	8 -	<b>1:37.451</b>		<b>10:42:28.140</b>
4 -	1:40.294	+ 2.843	10:35:53.278	9 -	1:37.905	+ 0.454	10:44:06.045
5 -	1:38.251	+ 0.800	10:37:31.529				
<b>75</b>	<b>Paul BROWN</b>		Mini Miglia				
1 -	1:59.597	+ 23.088	10:30:27.301	6 -	1:36.589	+ 0.080	10:38:42.735
2 -	1:41.497	+ 4.988	10:32:08.798	7 -	1:36.748	+ 0.239	10:40:19.483
3 -	1:44.051	+ 7.542	10:33:52.849	8 -	<b>1:36.509</b>		<b>10:41:55.992</b>
4 -	1:36.512	+ 0.003	10:35:29.361	9 -	2:02.420	+ 25.911	10:43:58.412
5 -	1:36.785	+ 0.276	10:37:06.146				
<b>83</b>	<b>Colin PEACOCK</b>		Mini Miglia				
1 -	1:51.511	+ 15.533	10:30:15.773	6 -	1:36.489	+ 0.511	10:38:19.827
2 -	1:37.611	+ 1.633	10:31:53.384	7 -	1:36.013	+ 0.035	10:39:55.840
3 -	1:37.095	+ 1.117	10:33:30.479	8 -	1:36.166	+ 0.188	10:41:32.006
4 -	1:36.521	+ 0.543	10:35:07.000	9 -	1:36.133	+ 0.155	10:43:08.139
5 -	1:36.338	+ 0.360	10:36:43.338	10 -	<b>1:35.978</b>		<b>10:44:44.117</b>

# Dunlop Mini Miglia Championship

## RACE 4 - GRID - AMENDED

ROW 10		9 Owen STINCHCOMBE	
ROW 9	34	1:38.557 Keith ALLINGTON	28 1:38.173 Robert HUMPHREYS
ROW 8	13	1:38.117 Phil HARVEY	21 1:38.097 Aaron SMITH
ROW 7	5	1:37.559 David EDGECOMBE	55 1:37.451 Michael GREEN
ROW 6	75	1:36.509 Paul BROWN	83 1:35.978 Colin PEACOCK
ROW 5	4	1:35.913 Mark SIMS	6 1:35.438 Paul THOMPSON
ROW 4	42	1:35.384 Paul SIMMONDS	53 1:35.383 Niven BURGE
ROW 3	10	1:35.357 Sarah MUNNS	29 1:35.294 Dave DREW
ROW 2	20	1:34.956 Endaf OWENS	3 1:34.834 Mark SMITH
ROW 1	2	1:34.751 Ralph SAUNDERS	1 1:34.364 Andrew HACK

**Pole**



Car 9 allowed to start

Rockingham International  
Circuit Length = 1.9400 miles

Clerk of Course :

Timekeeper :

# Dunlop Sport Maxx Production Cup

## QUALIFYING - RACE 5 - CLASSIFICATION

POS	NO	CL	NAME	NAT	ENTRY	TIME	ON	LAPS	GAP	DIFF	MPH
1	8	A	Martin WALLBANK		Vauxhall Astra VXR	1:33.493	4	10			74.70
2	22	A	Simon SHAW		SEAT Leon Cupra	1:33.807	1	11	0.314	0.314	74.45
3	1	A	Leyton CLARKE		Vauxhall Astra VXR	1:33.957	8	11	0.464	0.150	74.33
4	14	A	Adrian CHURCHILL		Vauxhall Astra VXR	1:35.049	3	10	1.556	1.092	73.47
5	9	A	John ALLISON		Vauxhall Astra VXR	1:35.334	9	12	1.841	0.285	73.25
6	40	A	Chris OAKMAN		Mini Cooper S JCW	1:36.689	5	13	3.196	1.355	72.23
7	10	A	James CORTE		Vauxhall Astra VXR	1:36.860	6	11	3.367	0.171	72.10
8	50	B	Peter WHINNEY		SEAT Leon	1:37.797	8	11	4.304	0.937	71.41
9	32	B	Christina HOLLEY		Renault Clio Sport 172	1:41.875	6	11	8.382	4.078	68.55
10	63	C	Dan MALONE		Peugeot 106 Gti	1:45.791	8	9	12.298	3.916	66.01
11	33	B	Abbie EATON		Vauxhall Corsa	1:57.469	4	7	23.976	11.678	59.45

**CAR 22, 50 & 63 - TRANSPONDERS NOT WORKING FIX OR YOU WILL BE IGNORED IN THE RACE**  
**CAR 1 - TRANSPONDER STOPPED WORKING**

Weather / Track : Bright / Dry

**These results are provisional until the conclusion of any judicial and technical matters.**

Rockingham International  
 Circuit Length = 1.9400 miles  
 Start: 10:49 End: 11:11

Clerk of Course :

Timekeeper :

# Dunlop Sport Maxx Production Cup

## QUALIFYING - RACE 5 - LAP ANALYSIS

<b>1</b>	<b>Leyton CLARKE</b>			<b>Vauxhall Astra VXR</b>			
1 -	1:36.652	+ 2.695	10:52:42.668	7 -	1:34.166	+ 0.209	11:03:17.171
2 -	1:34.559	+ 0.602	10:54:17.227	8 -	<b>1:33.957</b>		<b>11:04:51.128</b>
3 -	1:34.177	+ 0.220	10:55:51.404	9 -	1:35.255	+ 1.298	11:06:26.383
4 -	1:47.344 P	+ 13.387	10:57:38.748	10 -	1:34.851	+ 0.894	11:08:01.234
5 -	2:30.294	+ 56.337	11:00:09.042	11 -	1:35.521	+ 1.564	11:09:36.755
6 -	1:33.963	+ 0.006	11:01:43.005				
<b>8</b>	<b>Martin WALLBANK</b>			<b>Vauxhall Astra VXR</b>			
1 -	1:49.036	+ 15.543	10:51:05.503	6 -	1:51.386 P	+ 17.893	10:59:22.800
2 -	1:44.687	+ 11.194	10:52:50.190	7 -	4:04.756	+ 2:31.263	11:03:27.556
3 -	1:33.768	+ 0.275	10:54:23.958	8 -	1:33.930	+ 0.437	11:05:01.486
4 -	<b>1:33.493</b>		<b>10:55:57.451</b>	9 -	1:34.852	+ 1.359	11:06:36.338
5 -	1:33.963	+ 0.470	10:57:31.414	10 -	1:50.922 P	+ 17.429	11:08:27.260
<b>9</b>	<b>John ALLISON</b>			<b>Vauxhall Astra VXR</b>			
1 -	1:58.200	+ 22.866	10:51:27.679	7 -	1:33.442 P	+ -1.892	11:01:04.247
2 -	1:40.670	+ 5.336	10:53:08.349	8 -	3:12.862	+ 1:37.528	11:04:17.109
3 -	1:35.716	+ 0.382	10:54:44.065	9 -	<b>1:35.334</b>		<b>11:05:52.443</b>
4 -	1:35.380	+ 0.046	10:56:19.445	10 -	1:35.501	+ 0.167	11:07:27.944
5 -	1:35.898	+ 0.564	10:57:55.343	11 -	1:35.626	+ 0.292	11:09:03.570
6 -	1:35.462	+ 0.128	10:59:30.805	12 -	1:42.595	+ 7.261	11:10:46.165
<b>10</b>	<b>James CORTE</b>			<b>Vauxhall Astra VXR</b>			
1 -	1:57.626	+ 20.766	10:51:28.572	7 -	1:37.600	+ 0.740	11:01:16.077
2 -	1:41.355	+ 4.495	10:53:09.927	8 -	1:35.953 P	+ -0.907	11:02:52.030
3 -	1:37.159	+ 0.299	10:54:47.086	9 -	3:14.932	+ 1:38.072	11:06:06.962
4 -	1:37.500	+ 0.640	10:56:24.586	10 -	1:37.192	+ 0.332	11:07:44.154
5 -	1:37.031	+ 0.171	10:58:01.617	11 -	1:37.716	+ 0.856	11:09:21.870
6 -	<b>1:36.860</b>		<b>10:59:38.477</b>				
<b>14</b>	<b>Adrian CHURCHILL</b>			<b>Vauxhall Astra VXR</b>			
1 -	1:42.979	+ 7.930	10:50:57.350	6 -	1:35.671	+ 0.622	10:58:54.518
2 -	1:35.329	+ 0.280	10:52:32.679	7 -	1:35.491	+ 0.442	11:00:30.009
3 -	<b>1:35.049</b>		<b>10:54:07.728</b>	8 -	1:36.681	+ 1.632	11:02:06.690
4 -	1:35.117	+ 0.068	10:55:42.845	9 -	1:36.239	+ 1.190	11:03:42.929
5 -	1:36.002	+ 0.953	10:57:18.847	10 -	1:45.460	+ 10.411	11:05:28.389
<b>22</b>	<b>Simon SHAW</b>			<b>SEAT Leon Cupra</b>			
1 -	<b>1:33.807</b>		<b>10:52:29.156</b>	7 -	1:34.301	+ 0.494	11:01:55.224
2 -	1:33.968	+ 0.161	10:54:03.124	8 -	1:34.517	+ 0.710	11:03:29.741
3 -	1:34.856	+ 1.049	10:55:37.980	9 -	1:34.544	+ 0.737	11:05:04.285
4 -	1:34.374	+ 0.567	10:57:12.354	10 -	1:44.572	+ 10.765	11:06:48.857
5 -	1:34.101	+ 0.294	10:58:46.455	11 -	1:34.830	+ 1.023	11:08:23.687
6 -	1:34.468	+ 0.661	11:00:20.923				
<b>32</b>	<b>Christina HOLLEY</b>			<b>Renault Clio Sport 172</b>			
1 -	1:58.029	+ 16.154	10:51:15.595	7 -	1:43.031	+ 1.156	11:02:41.316
2 -	1:48.067	+ 6.192	10:53:03.662	8 -	1:42.940	+ 1.065	11:04:24.256
3 -	1:43.542	+ 1.667	10:54:47.204	9 -	1:42.870	+ 0.995	11:06:07.126
4 -	1:40.028 P	+ -1.847	10:56:27.232	10 -	1:49.011	+ 7.136	11:07:56.137
5 -	2:49.178	+ 1:07.303	10:59:16.410	11 -	1:43.141	+ 1.266	11:09:39.278
6 -	<b>1:41.875</b>		<b>11:00:58.285</b>				
<b>33</b>	<b>Abbie EATON</b>			<b>Vauxhall Corsa</b>			
1 -	2:07.882 P	+ 10.413	10:51:25.196	5 -	1:57.943 P	+ 0.474	11:01:19.883
2 -	4:01.057	+ 2:03.588	10:55:26.253	6 -	5:30.653	+ 3:33.184	11:06:50.536
3 -	1:58.218	+ 0.749	10:57:24.471	7 -	1:54.198 P	+ -3.271	11:08:44.734
4 -	<b>1:57.469</b>		<b>10:59:21.940</b>				
<b>40</b>	<b>Chris OAKMAN</b>			<b>Mini Cooper S JCW</b>			
1 -	1:46.458	+ 9.769	10:50:59.450	8 -	1:48.008	+ 11.319	11:02:35.777
2 -	1:38.416	+ 1.727	10:52:37.866	9 -	1:37.413	+ 0.724	11:04:13.190

CAR 22, 50 & 63 - TRANSPONDERS NOT WORKING FIX OR YOU WILL BE IGNORED IN THE RACE  
 CAR 1 - TRANSPONDER STOPPED WORKING  
 Weather / Track : Bright / Dry

Rockingham International  
 Circuit Length = 1.9400 miles  
 Start: 10:49 End: 11:11

**Dunlop Sport Maxx Production Cup**  
**QUALIFYING - RACE 5 - LAP ANALYSIS**


3 -	1:37.472	+ 0.783	10:54:15.338	10 -	1:40.995	+ 4.306	11:05:54.185
4 -	1:37.805	+ 1.116	10:55:53.143	11 -	1:36.890	+ 0.201	11:07:31.075
5 -	<b>1:36.689</b>		<b>10:57:29.832</b>	12 -	1:37.858	+ 1.169	11:09:08.933
6 -	1:39.689	+ 3.000	10:59:09.521	13 -	1:43.549	+ 6.860	11:10:52.482
7 -	1:38.248	+ 1.559	11:00:47.769				
<b>50</b>	<b>Peter WHINNEY</b>			<b>SEAT Leon</b>			
1 -	1:50.588	+ 12.791	10:53:12.264	7 -	1:38.326	+ 0.529	11:03:10.380
2 -	1:42.157	+ 4.360	10:54:54.421	8 -	<b>1:37.797</b>		<b>11:04:48.177</b>
3 -	1:40.086	+ 2.289	10:56:34.507	9 -	1:39.482	+ 1.685	11:06:27.659
4 -	1:39.495	+ 1.698	10:58:14.002	10 -	1:38.207	+ 0.410	11:08:05.866
5 -	1:39.185	+ 1.388	10:59:53.187	11 -	1:38.085	+ 0.288	11:09:43.951
6 -	1:38.867	+ 1.070	11:01:32.054				
<b>63</b>	<b>Dan MALONE</b>			<b>Peugeot 106 Gti</b>			
1 -	1:51.268	+ 5.477	10:53:15.568	6 -	4:41.398	+ 2:55.607	11:05:08.311
2 -	1:47.888	+ 2.097	10:55:03.456	7 -	1:46.412	+ 0.621	11:06:54.723
3 -	1:48.286	+ 2.495	10:56:51.742	8 -	<b>1:45.791</b>		<b>11:08:40.514</b>
4 -	1:47.800	+ 2.009	10:58:39.542	9 -	1:51.455	+ 5.664	11:10:31.969
5 -	1:47.371	+ 1.580	11:00:26.913				

**CAR 22, 50 & 63 - TRANSPONDERS NOT WORKING FIX OR YOU WILL BE IGNORED IN THE RACE**  
**CAR 1 - TRANSPONDER STOPPED WORKING**  
**Weather / Track : Bright / Dry**

Rockingham International  
 Circuit Length = 1.9400 miles  
 Start: 10:49 End: 11:11

# Dunlop Sport Maxx Production Cup

## RACE 5 - GRID

ROW 6		1:57.469 33 Abbie EATON	
ROW 5	1:45.791 63 Dan MALONE		1:41.875 32 Christina HOLLEY
ROW 4	1:37.797 50 Peter WHINNEY	1:36.860 10 James CORTE	
ROW 3	1:36.689 40 Chris OAKMAN		1:35.334 9 John ALLISON
ROW 2	1:35.049 14 Adrian CHURCHILL	1:33.957 1 Leyton CLARKE	
ROW 1	1:33.807 22 Simon SHAW		1:33.493 8 Martin WALLBANK
<b>Pole</b>			
			

Rockingham International  
Circuit Length = 1.9400 miles

Clerk of Course :

Timekeeper :

# Mini Challenge

## QUALIFYING - RACE 6 - CLASSIFICATION

POS	NO	CL	NAME	ENTRY	TIME	ON	LAPS	GAP	DIFF	MPH
1	5	S	Phil HOUSE	Mini Cooper S 1600cc	1:34.671	9	10			73.77
2	1	S	Martin DEPPER	Mini Cooper S 1600cc	1:34.679	4	12	0.008	0.008	73.76
3	50	S	Jason RICHARDSON	Mini Cooper S 1600cc	1:34.808	8	10	0.137	0.129	73.66
4	70	S	Ollie MORTIMER	Mini Cooper S 1600cc	1:34.941	3	12	0.270	0.133	73.56
5	7	S	Arthur FORSTER	Mini Cooper S 1600cc	1:34.950	3	7	0.279	0.009	73.55
6	12	S	Jack STANFORD	Mini Cooper S 1600cc	1:35.506	7	12	0.835	0.556	73.12
7	26	S	Lee ALLEN	Mini Cooper S 1600cc	1:35.610	4	9	0.939	0.104	73.04
8	66	S	Steve LIQUORISH	Mini Cooper S 1600cc	1:35.658	4	12	0.987	0.048	73.00
9	4	S	Shaun KING	Mini Cooper S 1600cc	1:35.682	4	12	1.011	0.024	72.99
10	17	S	Carl BENNETT	Mini Cooper S 1600cc	1:36.078	4	12	1.407	0.396	72.69
11	33	S	Laurence SAIT	Mini Cooper S 1600cc	1:36.430	4	13	1.759	0.352	72.42
12	23	S	Chris PANAYIOTOU	Mini Cooper S 1600cc	1:36.665	8	12	1.994	0.235	72.24
13	97	S	Roger GRIMSHAW	Mini Cooper S 1600cc	1:42.185	3	12	7.514	5.520	68.34
14	6	C	Joey POWIS	MINI Cooper 1600cc	1:42.391	10	11	7.720	0.206	68.20
15	55	C	James BLYTH	Mini Cooper	1:42.816	8	9	8.145	0.425	67.92
16	19	C	Sarah PARSONS	Mini Cooper 1600cc	1:43.830	11	11	9.159	1.014	67.26
17	57	C	Nick BOOTH	Mini Cooper 1600cc	1:43.867	10	11	9.196	0.037	67.23
18	77	C	Nigel JOHNSON	Mini Cooper 1600cc	1:44.372	8	11	9.701	0.505	66.91
19	76	C	Rob LADBROOK	Mini Cooper 1600cc	1:45.448	11	11	10.777	1.076	66.23
20	9	C	Kevin OCONNOR	MINI Cooper 1600cc	1:45.483	11	11	10.812	0.035	66.20
21	2	C	Luke CAUDLE	MINI Cooper 1600cc	1:48.002	10	11	13.331	2.519	64.66
22	3	C	Roger BATES	MINI Cooper 1600cc	1:58.125	9	10	23.454	10.123	59.12

Weather / Track : Bright / Dry

These results are provisional until the conclusion of any judicial and technical matters.

Rockingham International  
Circuit Length = 1.9400 miles  
Start: 11:14 End: 11:36

Clerk of Course :		Timekeeper :
-------------------	--	--------------

# Mini Challenge

## QUALIFYING - RACE 6 - LAP ANALYSIS

<b>1</b>	<b>Martin DEPPER</b>		Mini Cooper S 1600cc				
1 -	2:04.595	+ 29.916	11:16:58.214	7 -	1:35.332	+ 0.653	11:26:38.731
2 -	1:35.409	+ 0.730	11:18:33.623	8 -	1:48.549	+ 13.870	11:28:27.280
3 -	1:36.535	+ 1.856	11:20:10.158	9 -	1:35.342	+ 0.663	11:30:02.622
4 -	<b>1:34.679</b>		<b>11:21:44.837</b>	10 -	1:48.203	+ 13.524	11:31:50.825
5 -	1:43.537	+ 8.858	11:23:28.374	11 -	1:46.286	+ 11.607	11:33:37.111
6 -	1:35.025	+ 0.346	11:25:03.399	12 -	1:47.592	+ 12.913	11:35:24.703
<b>2</b>	<b>Luke CAUDLE</b>		MINI Cooper 1600cc				
1 -	2:01.083	+ 13.081	11:17:16.723	7 -	1:50.470	+ 2.468	11:28:12.768
2 -	1:50.410	+ 2.408	11:19:07.133	8 -	1:50.522	+ 2.520	11:30:03.290
3 -	1:49.473	+ 1.471	11:20:56.606	9 -	1:52.071	+ 4.069	11:31:55.361
4 -	1:48.730	+ 0.728	11:22:45.336	10 -	<b>1:48.002</b>		<b>11:33:43.363</b>
5 -	1:48.775	+ 0.773	11:24:34.111	11 -	1:50.251	+ 2.249	11:35:33.614
6 -	1:48.187	+ 0.185	11:26:22.298				
<b>3</b>	<b>Roger BATES</b>		MINI Cooper 1600cc				
1 -	2:12.489	+ 14.364	11:17:29.487	6 -	1:59.809	+ 1.684	11:27:35.847
2 -	2:03.410	+ 5.285	11:19:32.897	7 -	1:59.955	+ 1.830	11:29:35.802
3 -	2:01.519	+ 3.394	11:21:34.416	8 -	2:00.329	+ 2.204	11:31:36.131
4 -	2:00.513	+ 2.388	11:23:34.929	9 -	<b>1:58.125</b>		<b>11:33:34.256</b>
5 -	2:01.109	+ 2.984	11:25:36.038	10 -	2:01.170	+ 3.045	11:35:35.426
<b>4</b>	<b>Shaun KING</b>		Mini Cooper S 1600cc				
1 -	1:55.721	+ 20.039	11:16:41.525	7 -	1:49.697	+ 14.015	11:26:35.572
2 -	1:40.080	+ 4.398	11:18:21.605	8 -	1:36.666	+ 0.984	11:28:12.238
3 -	1:36.110	+ 0.428	11:19:57.715	9 -	1:37.002 P	+ 1.320	11:29:49.240
4 -	<b>1:35.682</b>		<b>11:21:33.397</b>	10 -	2:48.629	+ 1:12.947	11:32:37.869
5 -	1:36.066	+ 0.384	11:23:09.463	11 -	1:36.367	+ 0.685	11:34:14.236
6 -	1:36.412	+ 0.730	11:24:45.875	12 -	1:53.862 P	+ 18.180	11:36:08.098
<b>5</b>	<b>Phil HOUSE</b>		Mini Cooper S 1600cc				
1 -	1:35.920	+ 1.249	11:18:09.280	6 -	1:37.666	+ 2.995	11:26:10.846
2 -	1:34.966	+ 0.295	11:19:44.246	7 -	1:39.779 P	+ 5.108	11:27:50.625
3 -	1:38.167	+ 3.496	11:21:22.413	8 -	3:55.563	+ 2:20.892	11:31:46.188
4 -	1:35.262	+ 0.591	11:22:57.675	9 -	<b>1:34.671</b>		<b>11:33:20.859</b>
5 -	1:35.505	+ 0.834	11:24:33.180	10 -	1:34.987	+ 0.316	11:34:55.846
<b>6</b>	<b>Joey POWIS</b>		MINI Cooper 1600cc				
1 -	1:59.909	+ 17.518	11:17:09.364	7 -	1:42.901	+ 0.510	11:27:50.572
2 -	1:47.789	+ 5.398	11:18:57.153	8 -	1:50.061	+ 7.670	11:29:40.633
3 -	1:54.283	+ 11.892	11:20:51.436	9 -	1:49.408	+ 7.017	11:31:30.041
4 -	1:43.627	+ 1.236	11:22:35.063	10 -	<b>1:42.391</b>		<b>11:33:12.432</b>
5 -	1:49.478	+ 7.087	11:24:24.541	11 -	1:46.049	+ 3.658	11:34:58.481
6 -	1:43.130	+ 0.739	11:26:07.671				
<b>7</b>	<b>Arthur FORSTER</b>		Mini Cooper S 1600cc				
1 -	2:03.315	+ 28.365	11:17:00.912	5 -	1:52.500 P	+ 17.550	11:23:39.885
2 -	1:36.468	+ 1.518	11:18:37.380	6 -	2:46.736	+ 1:11.786	11:26:26.621
3 -	<b>1:34.950</b>		<b>11:20:12.330</b>	7 -	1:57.299	+ 22.349	11:28:23.920
4 -	1:35.055	+ 0.105	11:21:47.385				
<b>9</b>	<b>Kevin OCONNOR</b>		MINI Cooper 1600cc				
1 -	2:02.304	+ 16.821	11:17:07.073	7 -	1:45.940	+ 0.457	11:27:49.369
2 -	1:48.676	+ 3.193	11:18:55.749	8 -	1:45.968	+ 0.485	11:29:35.337
3 -	1:46.945	+ 1.462	11:20:42.694	9 -	1:46.488	+ 1.005	11:31:21.825
4 -	1:48.225	+ 2.742	11:22:30.919	10 -	1:45.521	+ 0.038	11:33:07.346
5 -	1:46.702	+ 1.219	11:24:17.621	11 -	<b>1:45.483</b>		<b>11:34:52.829</b>
6 -	1:45.808	+ 0.325	11:26:03.429				
<b>12</b>	<b>Jack STANFORD</b>		Mini Cooper S 1600cc				
1 -	2:04.784	+ 29.278	11:17:04.885	7 -	<b>1:35.506</b>		<b>11:26:49.836</b>
2 -	1:40.575	+ 5.069	11:18:45.460	8 -	1:35.679	+ 0.173	11:28:25.515

Rockingham International  
Circuit Length = 1.9400 miles  
Start: 11:14 End: 11:36

Weather / Track : Bright / Dry



# Mini Challenge

## QUALIFYING - RACE 6 - LAP ANALYSIS

3 -	1:36.077	+ 0.571	11:20:21.537	9 -	1:46.743	+ 11.237	11:30:12.258
4 -	1:38.397	+ 2.891	11:21:59.934	10 -	1:37.912	+ 2.406	11:31:50.170
5 -	1:38.777	+ 3.271	11:23:38.711	11 -	1:44.720	+ 9.214	11:33:34.890
6 -	1:35.619	+ 0.113	11:25:14.330	12 -	1:41.155	+ 5.649	11:35:16.045
<b>17</b>	<b>Carl BENNETT</b>			<b>Mini Cooper S 1600cc</b>			
1 -	1:53.674	+ 17.596	11:16:45.485	7 -	1:37.191	+ 1.113	11:26:39.972
2 -	1:44.720	+ 8.642	11:18:30.205	8 -	1:37.003	+ 0.925	11:28:16.975
3 -	1:43.033	+ 6.955	11:20:13.238	9 -	1:38.874	+ 2.796	11:29:55.849
4 -	<b>1:36.078</b>		<b>11:21:49.316</b>	10 -	1:38.915	+ 2.837	11:31:34.764
5 -	1:37.025	+ 0.947	11:23:26.341	11 -	1:34.888 P	+ -1.190	11:33:09.652
6 -	1:36.440	+ 0.362	11:25:02.781	12 -	2:48.045	+ 1:11.967	11:35:57.697
<b>19</b>	<b>Sarah PARSONS</b>			<b>Mini Cooper 1600cc</b>			
1 -	1:59.270	+ 15.440	11:17:11.127	7 -	1:44.458	+ 0.628	11:27:45.413
2 -	1:47.706	+ 3.876	11:18:58.833	8 -	1:45.351	+ 1.521	11:29:30.764
3 -	1:45.435	+ 1.605	11:20:44.268	9 -	1:46.866	+ 3.036	11:31:17.630
4 -	1:46.140	+ 2.310	11:22:30.408	10 -	1:44.882	+ 1.052	11:33:02.512
5 -	1:45.447	+ 1.617	11:24:15.855	11 -	<b>1:43.830</b>		<b>11:34:46.342</b>
6 -	1:45.100	+ 1.270	11:26:00.955				
<b>23</b>	<b>Chris PANAYIOTOU</b>			<b>Mini Cooper S 1600cc</b>			
1 -	1:48.642	+ 11.977	11:16:36.303	7 -	3:14.331	+ 1:37.666	11:28:05.109
2 -	1:38.942	+ 2.277	11:18:15.245	8 -	<b>1:36.665</b>		<b>11:29:41.774</b>
3 -	1:37.396	+ 0.731	11:19:52.641	9 -	1:37.176	+ 0.511	11:31:18.950
4 -	1:38.395	+ 1.730	11:21:31.036	10 -	1:38.057	+ 1.392	11:32:57.007
5 -	1:37.652	+ 0.987	11:23:08.688	11 -	1:37.164	+ 0.499	11:34:34.171
6 -	1:42.090 P	+ 5.425	11:24:50.778	12 -	1:46.711 P	+ 10.046	11:36:20.882
<b>26</b>	<b>Lee ALLEN</b>			<b>Mini Cooper S 1600cc</b>			
1 -	1:49.169	+ 13.559	11:16:39.056	6 -	1:36.302	+ 0.692	11:24:45.309
2 -	1:38.417	+ 2.807	11:18:17.473	7 -	7:05.165	+ 5:29.555	11:31:50.474
3 -	1:39.836	+ 4.226	11:19:57.309	8 -	1:38.949	+ 3.339	11:33:29.423
4 -	<b>1:35.610</b>		<b>11:21:32.919</b>	9 -	1:35.718	+ 0.108	11:35:05.141
5 -	1:36.088	+ 0.478	11:23:09.007				
<b>33</b>	<b>Laurence SAIT</b>			<b>Mini Cooper S 1600cc</b>			
1 -	1:55.412	+ 18.982	11:16:42.215	8 -	1:38.018	+ 1.588	11:28:05.918
2 -	1:40.179	+ 3.749	11:18:22.394	9 -	1:37.283	+ 0.853	11:29:43.201
3 -	1:36.895	+ 0.465	11:19:59.289	10 -	1:37.958	+ 1.528	11:31:21.159
4 -	<b>1:36.430</b>		<b>11:21:35.719</b>	11 -	1:36.888	+ 0.458	11:32:58.047
5 -	1:37.912	+ 1.482	11:23:13.631	12 -	1:36.879	+ 0.449	11:34:34.926
6 -	1:36.848	+ 0.418	11:24:50.479	13 -	1:38.867 P	+ 2.437	11:36:13.793
7 -	1:37.421	+ 0.991	11:26:27.900				
<b>50</b>	<b>Jason RICHARDSON</b>			<b>Mini Cooper S 1600cc</b>			
1 -	1:50.857	+ 16.049	11:16:34.777	6 -	3:01.577	+ 1:26.769	11:26:01.163
2 -	1:38.831	+ 4.023	11:18:13.608	7 -	1:36.270	+ 1.462	11:27:37.433
3 -	1:35.095	+ 0.287	11:19:48.703	8 -	<b>1:34.808</b>		<b>11:29:12.241</b>
4 -	1:35.432	+ 0.624	11:21:24.135	9 -	1:34.829	+ 0.021	11:30:47.070
5 -	1:35.451 P	+ 0.643	11:22:59.586	10 -	1:35.156 P	+ 0.348	11:32:22.226
<b>55</b>	<b>James BLYTH</b>			<b>Mini Cooper</b>			
1 -	1:58.648	+ 15.832	11:17:06.119	6 -	6:46.765	+ 5:03.949	11:30:42.203
2 -	1:44.103	+ 1.287	11:18:50.222	7 -	1:43.574	+ 0.758	11:32:25.777
3 -	1:43.312	+ 0.496	11:20:33.534	8 -	<b>1:42.816</b>		<b>11:34:08.593</b>
4 -	1:43.198	+ 0.382	11:22:16.732	9 -	1:43.110	+ 0.294	11:35:51.703
5 -	1:38.706 P	+ -4.110	11:23:55.438				
<b>57</b>	<b>Nick BOOTH</b>			<b>Mini Cooper 1600cc</b>			
1 -	2:01.547	+ 17.680	11:17:15.434	7 -	1:47.615	+ 3.748	11:28:10.962
2 -	1:52.468	+ 8.601	11:19:07.902	8 -	1:43.871	+ 0.004	11:29:54.833
3 -	1:45.553	+ 1.686	11:20:53.455	9 -	2:04.985	+ 21.118	11:31:59.818
4 -	2:01.187	+ 17.320	11:22:54.642	10 -	<b>1:43.867</b>		<b>11:33:43.685</b>

Rockingham International  
Circuit Length = 1.9400 miles  
Start: 11:14 End: 11:36

Weather / Track : Bright / Dry

## Mini Challenge

### QUALIFYING - RACE 6 - LAP ANALYSIS


5 -	1:44.240	+ 0.373	11:24:38.882	11 -	1:49.590	+ 5.723	11:35:33.275
6 -	1:44.465	+ 0.598	11:26:23.347				
<b>66</b>	<b>Steve LIQUORISH</b>		Mini Cooper S 1600cc				
1 -	2:05.404	+ 29.746	11:17:01.774	7 -	1:36.238	+ 0.580	11:26:40.870
2 -	1:37.389	+ 1.731	11:18:39.163	8 -	1:36.590	+ 0.932	11:28:17.460
3 -	1:36.485	+ 0.827	11:20:15.648	9 -	1:36.661 P	+ 1.003	11:29:54.121
4 -	<b>1:35.658</b>		<b>11:21:51.306</b>	10 -	2:42.901	+ 1:07.243	11:32:37.022
5 -	1:37.293	+ 1.635	11:23:28.599	11 -	1:36.777	+ 1.119	11:34:13.799
6 -	1:36.033	+ 0.375	11:25:04.632	12 -	1:58.536 P	+ 22.878	11:36:12.335
<b>70</b>	<b>Ollie MORTIMER</b>		Mini Cooper S 1600cc				
1 -	2:06.124	+ 31.183	11:17:01.404	7 -	1:38.628	+ 3.687	11:26:54.350
2 -	1:40.669	+ 5.728	11:18:42.073	8 -	1:35.078	+ 0.137	11:28:29.428
3 -	<b>1:34.941</b>		<b>11:20:17.014</b>	9 -	1:46.694	+ 11.753	11:30:16.122
4 -	1:34.944	+ 0.003	11:21:51.958	10 -	1:36.888	+ 1.947	11:31:53.010
5 -	1:43.940	+ 8.999	11:23:35.898	11 -	1:35.714	+ 0.773	11:33:28.724
6 -	1:39.824	+ 4.883	11:25:15.722	12 -	1:35.553	+ 0.612	11:35:04.277
<b>76</b>	<b>Rob LADBROOK</b>		Mini Cooper 1600cc				
1 -	2:00.021	+ 14.573	11:17:10.576	7 -	1:45.786	+ 0.338	11:27:58.330
2 -	1:50.134	+ 4.686	11:19:00.710	8 -	1:45.738	+ 0.290	11:29:44.068
3 -	1:51.952	+ 6.504	11:20:52.662	9 -	1:49.315	+ 3.867	11:31:33.383
4 -	1:46.891	+ 1.443	11:22:39.553	10 -	1:46.079	+ 0.631	11:33:19.462
5 -	1:46.174	+ 0.726	11:24:25.727	11 -	<b>1:45.448</b>		<b>11:35:04.910</b>
6 -	1:46.817	+ 1.369	11:26:12.544				
<b>77</b>	<b>Nigel JOHNSON</b>		Mini Cooper 1600cc				
1 -	2:02.418	+ 18.046	11:17:09.130	7 -	1:44.561	+ 0.189	11:27:45.837
2 -	1:49.101	+ 4.729	11:18:58.231	8 -	<b>1:44.372</b>		<b>11:29:30.209</b>
3 -	1:45.713	+ 1.341	11:20:43.944	9 -	1:45.351	+ 0.979	11:31:15.560
4 -	1:47.428	+ 3.056	11:22:31.372	10 -	1:46.726	+ 2.354	11:33:02.286
5 -	1:45.515	+ 1.143	11:24:16.887	11 -	1:47.402	+ 3.030	11:34:49.688
6 -	1:44.389	+ 0.017	11:26:01.276				
<b>97</b>	<b>Roger GRIMSHAW</b>		Mini Cooper S 1600cc				
1 -	1:59.945	+ 17.760	11:16:49.154	7 -	1:42.219	+ 0.034	11:27:09.248
2 -	1:44.121	+ 1.936	11:18:33.275	8 -	1:43.607	+ 1.422	11:28:52.855
3 -	<b>1:42.185</b>		<b>11:20:15.460</b>	9 -	1:44.102	+ 1.917	11:30:36.957
4 -	1:42.208	+ 0.023	11:21:57.668	10 -	1:43.189	+ 1.004	11:32:20.146
5 -	1:45.768	+ 3.583	11:23:43.436	11 -	1:43.158	+ 0.973	11:34:03.304
6 -	1:43.593	+ 1.408	11:25:27.029	12 -	1:44.051	+ 1.866	11:35:47.355

# Mini Challenge

## RACE 6 - GRID - AMENDED

ROW 11	19 Sarah PARSONS	1:58.125	3 Roger BATES
ROW 10	2 Luke CAUDLE 1:48.002	9 Kevin OCONNOR 1:45.483	
ROW 9	76 Rob LADBROOK 1:45.448	77 Nigel JOHNSON 1:44.372	
ROW 8	57 Nick BOOTH 1:43.867	55 James BLYTH 1:42.816	
ROW 7	6 Joey POWIS 1:42.391	97 Roger GRIMSHAW 1:42.185	
ROW 6	23 Chris PANAYIOTOU 1:36.665	33 Laurence SAIT 1:36.430	
ROW 5	17 Carl BENNETT 1:36.078	4 Shaun KING 1:35.682	
ROW 4	66 Steve LIQUORISH 1:35.658	26 Lee ALLEN 1:35.610	
ROW 3	12 Jack STANFORD 1:35.506	7 Arthur FORSTER 1:34.950	
ROW 2	70 Ollie MORTIMER 1:34.941	50 Jason RICHARDSON 1:34.808	
ROW 1	1 Martin DEPPER 1:34.679	5 Phil HOUSE 1:34.671	

**Pole**



Car 19 - Times disallowed

Rockingham International  
Circuit Length = 1.9400 miles


These results are provisional until the conclusion of any judicial and technical matters.

Clerk of Course :

Timekeeper :

# Radical UK Cup

## RACE 2 - GRID - AMENDED

ROW 10		1:29.568	44	SCHLAEPPI/BROWN
ROW 9	69	1:24.082 TILLING/MALLETT	17	PHILLIPS/SMITH
ROW 8	5	1:22.657 OSBORN/HALL	24	Paul STEELE
ROW 7	71	1:20.192 ABBOTT/VIGNALI	19	EDWARDS/KANE
ROW 6	45	1:19.357 Colin NOBLE	42	ALLEN/CROMPTON
ROW 5	18	1:19.058 THOMAS/LOUGHRAN	25	Richard FEARNs
ROW 4	20	1:18.856 ASHTON/GREENSALL	2	WALLACE/GREEN
ROW 3	7	1:18.550 FREEMAN/WILLIAMS	61	Manhal ALLOS
ROW 2	88	1:17.577 WOODWARD/KAISER	27	JACKSON/JACKSON
ROW 1	1	1:16.864 WRIGHT/JOHNSTON	14	WHELDON/BROMILEY
<b>Pole</b>				
				

Rockingham International  
Circuit Length = 1.9400 miles

Clerk of Course :		Timekeeper :
-------------------	--	--------------

# Radical Club Cup

## RACE 1 - CLASSIFICATION - AMENDED

POS	NO	CL	NAME	ENTRY	LAPS	TIME	GAP	DIFF	MPH	BEST	ON
1	3	I	Jonathan WRIGHT	Radical PR6	15	20:07.323			86.76	1:18.622	3
2	61	I	Nigel PLACE	Radical PR6	15	20:21.143	13.820	13.820	85.78	1:19.567	4
3	19	I	Gary KANE	Radical PR6	15	20:22.154	14.831	1.011	85.71	1:20.115	6
4	16	S	Colin MILLAR	Radical PR6	15	20:25.962	18.639	3.808	85.45	1:20.416	3
5	24	I	Paul STEELE	Radical SR3	15	20:41.298	33.975	15.336	84.39	1:20.814	3
6	18	S	Charles LOUGHRAN	Radical SR3	15	20:42.125	34.802	0.827	84.33	1:20.353	6
7	30	S	David THORBURN	Radical	15	20:42.627	35.304	0.502	84.30	1:20.949	13
8	37	I	Bill HENDERSON	Radical SR3	15	20:58.868	51.545	16.241	83.21	1:22.272	7
9	12	S	Steve BURGESS	Radical SR3	15	21:01.448	54.125	2.580	83.04	1:20.560	13
10	15	S	Richard CARVER	Radical SR3	15	21:25.920	1:18.597	24.472	81.46	1:22.499	9
11	44	S	Barry MARKS	Radical PR6	15	21:26.426	1:19.103	0.506	81.43	1:23.498	5
12	46	I	Sheridan BELL	Radical Prosport	15	21:27.469	1:20.146	1.043	81.36	1:23.705	8
13	47	S	Gary MARSH	Radical SR3	15	21:28.696	1:21.373	1.227	81.29	1:23.582	11
14	13	C	Simon GARMSTON	Radical Clubsport	14	20:30.211	1 lap	1 lap	79.47	1:25.344	3
15	21	S	Paul MCCLUGHAN	Radical SR3	14	20:34.589	1 lap	4.378	79.19	1:21.261	6
16	5	C	Mark ABBOTT	Radical Clubsport	14	20:42.645	1 lap	8.056	78.68	1:27.125	9
17	71	S	Tony MAISEY	Radical SR3	14	21:01.951	1 lap	19.306	77.47	1:26.475	4
18	88	B	James COOK	Radical SR4	13	20:19.092	2 laps	1 lap	74.47	1:29.841	13
19	11	C	Ian CHARLES	Radical Clubsport	13	20:21.395	2 laps	2.303	74.33	1:31.314	5
20	78	S	Peter BROWN	Radical Clubsport	13	20:54.697	2 laps	33.302	72.36	1:33.562	10

### NOT CLASSIFIED

DNF	26	C	Mark BOOT	Radical Clubsport	13	19:03.516	2 laps		79.39	1:24.702	5
DNF	55	B	Rachel DAVIES	Radical SR4	7	10:16.900	8 laps	6 laps	79.24	1:23.575	5
DNF	7	I	Darren LUKE	Radical PR6	1	1:42.055	14 laps	6 laps	68.43		

### FASTEST LAP

3	I	Jonathan WRIGHT	Radical PR6	3	1:18.622	88.82 mph	142.95 kph
18	S	Charles LOUGHRAN	Radical SR3	6	1:20.353	86.91 mph	139.87 kph
55	B	Rachel DAVIES	Radical SR4	5	1:23.575	83.56 mph	134.48 kph
26	C	Mark BOOT	Radical Clubsport	5	1:24.702	82.45 mph	132.69 kph

Car 21 allowed to finish in pitlane

Weather / Track : Bright / Dry

These results are provisional until the conclusion of any judicial and technical matters.

Rockingham International  
Circuit Length = 1.9400 miles  
Start: 12:02 End: 12:24

Clerk of Course :		Timekeeper :	
-------------------	--	--------------	--

# Radical Club Cup

## RACE 1 - LAP CHART

Lap 1			Lap 2			Lap 3			Lap 4			Lap 5		
No	Behind	Laptime	No	Behind	Laptime	No	Behind	Laptime	No	Behind	Laptime	No	Behind	Laptime
3		1:23.356	3		1:19.433	3		1:18.622	3		1:19.247	3		1:19.221
19	1.595	1:24.299	19	2.780	1:20.618	61	4.054	1:19.769	61	4.374	1:19.567	61	5.515	1:20.362
61	2.563	1:24.849	61	2.907	1:19.777	19	4.668	1:20.510	19	5.616	1:20.195	19	6.751	1:20.356
16	3.205	1:24.859	16	4.266	1:20.494	16	6.060	1:20.416	16	7.520	1:20.707	16	9.221	1:20.922
24	4.746	1:26.962	24	7.083	1:21.770	24	9.275	1:20.814	24	11.256	1:21.228	24	13.128	1:21.093
21	6.509	1:28.271	18	11.615	1:23.564	18	14.029	1:21.036	18	15.411	1:20.629	18	17.157	1:20.967
18	7.484	1:29.732	21	12.201	1:25.125	21	16.241	1:22.662	21	19.875	1:22.881	21	22.879	1:22.225
55	8.148	1:29.334	37	12.964	1:23.938	30	17.760	1:22.203	30	20.458	1:21.945	30	23.502	1:22.265
37	8.459	1:29.719	55	13.691	1:24.976	37	18.416	1:24.074	37	21.848	1:22.679	37	25.061	1:22.434
30	10.744	1:31.753	30	14.179	1:22.868	55	19.868	1:24.799	55	25.040	1:24.419	55	29.394	1:23.575
44	10.745	1:31.235	44	15.996	1:24.684	44	21.389	1:24.015	44	25.714	1:23.572	44	29.991	1:23.498
5	12.758	1:33.193	46	20.973	1:27.415	46	26.891	1:24.540	46	31.928	1:24.284	46	37.372	1:24.665
46	12.991	1:33.090	5	21.970	1:28.645	13	29.303	1:25.344	13	35.620	1:25.564	26	41.185	1:24.702
13	15.530	1:35.760	13	22.581	1:26.484	26	29.535	1:25.358	26	35.704	1:25.416	12	41.228	1:23.015
47	15.578	1:36.677	26	22.799	1:26.620	47	31.795	1:25.749	47	37.093	1:24.545	47	42.943	1:25.071
26	15.612	1:35.996	47	24.668	1:28.523	5	32.500	1:29.152	12	37.434	1:23.582	13	43.668	1:27.269
7	16.582	1:37.723 P	15	25.106	1:27.820	15	32.854	1:26.370	15	38.426	1:24.819	15	44.121	1:24.916
15	16.719	1:36.277	12	28.175	1:26.581	12	33.099	1:23.546	5	40.719	1:27.466	5	49.072	1:27.574
88	20.086	1:38.983	88	32.889	1:32.236	71	45.654	1:29.414	71	52.882	1:26.475	71	1:00.876	1:27.215
11	20.874	1:39.606	11	33.476	1:32.035	11	47.478	1:32.624	88	59.728	1:31.212	11	1:12.043	1:31.314
12	21.027	1:39.785	71	34.862	1:29.410	88	47.763	1:33.496	11	59.950	1:31.719			
78	22.232	1:41.476	78	38.891	1:36.092	78	56.744	1:36.475	78	1:12.164	1:34.667			
71	24.885	1:44.005												

# Radical Club Cup

## RACE 1 - LAP CHART

Lap 6			Lap 7			Lap 8			Lap 9			Lap 10		
No	Behind	Laptime	No	Behind	Laptime	No	Behind	Laptime	No	Behind	Laptime	No	Behind	Laptime
3		1:19.365	3		1:19.225	3		1:20.392	3		1:21.305	3		1:20.571
88	1 LAP	1:40.194	11	1 LAP	1:32.750	61	10.428	1:22.535	61	10.205	1:21.082	5	1 LAP	1:27.125
61	6.386	1:20.236	61	8.285	1:21.124	19	11.024	1:22.193	71	1 LAP	1:36.875	61	10.422	1:20.788
19	7.501	1:20.115	19	9.223	1:20.947	16	14.772	1:21.572	19	12.305	1:22.586	19	12.999	1:21.265
78	1 LAP	1:37.272	16	13.592	1:21.966	24	19.886	1:21.530	16	14.683	1:21.216	16	15.937	1:21.825
16	10.851	1:20.995	24	18.748	1:23.183	11	1 LAP	1:34.478	24	20.957	1:22.376	71	1 LAP	1:27.411
24	14.790	1:21.027	88	1 LAP	1:37.164	18	21.882	1:21.060	18	21.907	1:21.330	24	21.877	1:21.491
18	18.145	1:20.353	18	21.214	1:22.294	21	28.900	1:22.109	30	29.787	1:21.739	18	22.571	1:21.235
21	24.775	1:21.261	21	27.183	1:21.633	30	29.353	1:22.138	21	30.486	1:22.891	30	30.465	1:21.249
30	25.367	1:21.230	78	1 LAP	1:35.974	88	1 LAP	1:34.797	11	1 LAP	1:34.254	21	31.564	1:21.649
37	28.414	1:22.718	30	27.607	1:21.465	37	35.000	1:23.931	37	36.854	1:23.159	37	39.729	1:23.446
55	34.053	1:24.024	37	31.461	1:22.272	78	1 LAP	1:35.350	88	1 LAP	1:30.834	11	1 LAP	1:33.670
44	34.282	1:23.656	44	39.921	1:24.864	44	45.285	1:25.756	12	47.797	1:22.716	12	49.634	1:22.408
46	41.782	1:23.775	12	45.931	1:22.232	12	46.386	1:20.847	44	50.059	1:26.079	88	1 LAP	1:31.655
12	42.924	1:21.061	46	47.077	1:24.520	46	50.390	1:23.705	46	53.309	1:24.224	44	55.383	1:25.895
26	47.333	1:25.513	47	53.181	1:24.214	47	57.242	1:24.453	78	1 LAP	1:35.542	46	56.756	1:24.018
47	48.192	1:24.614	15	54.592	1:24.950	15	57.449	1:23.249	15	58.643	1:22.499	15	1:01.491	1:23.419
15	48.867	1:24.111	26	54.830	1:26.722	26	1:00.140	1:25.702	47	59.676	1:23.739	47	1:03.265	1:24.160
13	50.933	1:26.630	55	56.314	1:41.486	13	1:04.655	1:26.546	26	1:05.078	1:26.243	78	1 LAP	1:34.612
5	58.432	1:28.725	13	58.501	1:26.793	5	1:14.867	1:28.175	13	1:10.355	1:27.005	26	1:11.938	1:27.431
71	1:08.611	1:27.100	5	1:07.084	1:27.877							13	1:16.936	1:27.152
			71	1:16.878	1:27.492									

# Radical Club Cup


## RACE 1 - LAP CHART

Lap 11			Lap 12			Lap 13			Lap 14			Lap 15		
No	Behind	Laptime	No	Behind	Laptime	No	Behind	Laptime	No	Behind	Laptime	No	Behind	Laptime
3		1:21.016	3		1:21.347	3		1:20.958	3		1:20.419	3		1:20.729
5	1 LAP	1:27.201	78	2 LAPS	1:33.562	26	1 LAP	1:30.051	88	2 LAPS	1:30.219	88	2 LAPS	1:29.841
61	9.461	1:20.055	13	1 LAP	1:27.583	13	1 LAP	1:27.640	11	2 LAPS	1:32.651	61	13.820	1:21.484
19	12.797	1:20.814	61	10.536	1:22.422	61	11.386	1:21.808	61	13.065	1:22.098	11	2 LAPS	1:31.570
16	16.037	1:21.116	5	1 LAP	1:27.166	19	12.861	1:21.017	19	14.852	1:22.410	19	14.831	1:20.708
71	1 LAP	1:26.608	19	12.802	1:21.352	78	2 LAPS	1:34.196	13	1 LAP	1:28.225	16	18.639	1:22.047
24	24.816	1:23.955	16	15.633	1:20.943	16	16.238	1:21.563	26	1 LAP	1:29.530	13	1 LAP	1:26.973
18	25.283	1:23.728	24	26.325	1:22.856	5	1 LAP	1:27.478	16	17.321	1:21.502	24	33.975	1:25.301
30	30.561	1:21.112	18	28.001	1:24.065	24	27.249	1:21.882	5	1 LAP	1:28.836	18	34.802	1:24.993
21	32.932	1:22.384	30	31.261	1:22.047	18	28.575	1:21.532	24	29.403	1:22.573	30	35.304	1:23.643
37	41.611	1:22.898	71	1 LAP	1:30.707	30	31.252	1:20.949	18	30.538	1:22.382	5	1 LAP	1:28.994
12	50.168	1:21.550	21	35.204	1:23.619	71	1 LAP	1:27.632	78	2 LAPS	1:36.928	78	2 LAPS	1:36.322
11	1 LAP	1:34.813	37	43.765	1:23.501	21	41.755	1:27.509	30	32.390	1:21.557	37	51.545	1:23.223
44	1:00.173	1:25.806	12	49.613	1:20.792	37	45.750	1:22.943	71	1 LAP	1:27.607	12	54.125	1:25.060
46	1:00.925	1:25.185	44	1:04.882	1:26.056	12	49.215	1:20.560	37	49.051	1:23.720	71	1 LAP	1:27.647
15	1:03.244	1:22.769	46	1:05.022	1:25.444	44	1:09.367	1:25.443	12	49.794	1:20.998	15	1:18.597	1:24.504
88	1 LAP	1:31.600	15	1:05.308	1:23.411	15	1:09.413	1:25.063	21	52.483	1:31.147 P	44	1:19.103	1:25.178
47	1:05.831	1:23.582	47	1:09.420	1:24.936	46	1:09.995	1:25.931	44	1:14.654	1:25.706	46	1:20.146	1:25.594
26	1:20.065	1:29.143	11	1 LAP	1:33.170	47	1:12.501	1:24.039	15	1:14.822	1:25.828	47	1:21.373	1:25.773
			88	1 LAP	1:30.285				46	1:15.281	1:25.705			
									47	1:16.329	1:24.247			



# Radical Club Cup

## RACE 7 - GRID - AMENDED

ROW 12		7   Darren LUKE	
ROW 11	55   Rachel DAVIES		26   Mark BOOT
ROW 10	78   Peter BROWN		11   Ian CHARLES
ROW 9	88   James COOK		71   Tony MAISEY
ROW 8	5   Mark ABBOTT		21   Paul MCCLUGHAN
ROW 7	13   Simon GARMSTON		47   Gary MARSH
ROW 6	46   Sheridan BELL		44   Barry MARKS
ROW 5	15   Richard CARVER		12   Steve BURGESS
ROW 4	37   Bill HENDERSON		30   David THORBURN
ROW 3	18   Charles LOUGHRAN		24   Paul STEELE
ROW 2	16   Colin MILLAR		19   Gary KANE
ROW 1	61   Nigel PLACE		3   Jonathan WRIGHT
<b>Pole</b>			
			

Rockingham International  
Circuit Length = 1.9400 miles

Clerk of Course :

Timekeeper :

# Radical UK Cup

## RACE 2 - CLASSIFICATION

POS	NO	CL	NAME	ENTRY	LAPS	TIME	GAP	DIFF	MPH	BEST	ON
1	1	M	WRIGHT/JOHNSTON	Radical SR8	41	1:08:40.633			69.48	1:16.941	21
2	14	M	WHELDON/BROMILEY	Radical SR8	41	1:08:42.383	1.750	1.750	69.46	1:15.638	11
3	20	M	ASHTON/GREENSALL	Radical SR8	41	1:09:05.227	24.594	22.844	69.07	1:15.814	11
4	19	M	EDWARDS/KANE	Radical SR8	41	1:09:18.197	37.564	12.970	68.86	1:20.919	22
5	71	S	ABBOTT/VIGNALI	Radical SR3	41	1:09:19.701	39.068	1.504	68.83	1:20.985	13
6	7	M	FREEMAN/WILLIAMS	Radical PR6	41	1:09:24.340	43.707	4.639	68.76	1:19.213	21
7	2	M	WALLACE/GREEN	Radical SR8	40	1:08:52.256	1 lap	1 lap	67.60	1:19.559	12
8	45	S	Colin NOBLE	Radical SR3	40	1:08:58.339	1 lap	6.083	67.50	1:20.307	36
9	88	M	WOODWARD/KAISER	Radical SR8	39	1:07:25.639	2 laps	1 lap	67.32	1:17.307	24
10	42	M	ALLEN/CROMPTON	Radical SR3	39	1:08:09.910	2 laps	44.271	66.59	1:19.311	24
11	69	M	TILLING/MALLETT	Radical SR3	39	1:08:10.720	2 laps	0.810	66.58	1:23.455	12
12	44	M	SCHLAEPPI/BROWN	Radical SR3	38	1:08:09.616	3 laps	1 lap	64.89	1:23.405	36
13	18	S	THOMAS/LOUGHRAN	Radical SR3	37	1:04:00.969	4 laps	1 lap	67.27	1:19.387	26
NOT CLASSIFIED											
DNC	17	S	PHILLIPS/SMITH	Radical SR3	30	1:08:11.885	11 laps	7 laps	51.20	1:23.689	15
DNC	27	M	JACKSON/JACKSON	Radical SR8	27	45:55.573	14 laps	3 laps	68.43	1:17.615	13
DNC	24	M	Paul STEELE	Radical SR3	20	36:33.987	21 laps	7 laps	63.66	1:22.597	11
DNC	5	M	OSBORN/HALL	Radical SR8	11	20:00.146	30 laps	9 laps	64.01	1:22.484	11
DNC	61	M	Manhal ALLOS	Radical SR8	3	5:15.907	38 laps	8 laps	66.32	1:24.602	2
DNC	25	M	Richard FEARNES	Radical SR8	0						
FASTEST LAP											
	14	M	WHELDON/BROMILEY	Radical SR8	11	1:15.638		92.33 mph		148.59 kph	
	18	S	THOMAS/LOUGHRAN	Radical SR3	26	1:19.387		87.97 mph		141.57 kph	

Weather / Track : Bright / Dry

These results are provisional until the conclusion of any judicial and technical matters.

Rockingham International  
Circuit Length = 1.9400 miles  
Start: 13:28 End: 14:40

Clerk of Course :	Timekeeper :
-------------------	--------------

# Radical UK Cup

## RACE 2 - LAP CHART

Lap 1			Lap 2			Lap 3			Lap 4			Lap 5		
No	Behind	Laptime	No	Behind	Laptime	No	Behind	Laptime	No	Behind	Laptime	No	Behind	Laptime
14		1:17.688	14		1:16.892	14		2:02.753	14		2:07.170	14		2:09.816
20	1.026	1:18.039	20	1.021	1:16.887	20	0.808	2:02.540	20	2.405	2:08.767	20	1.601	2:09.012
27	1.625	1:18.989	27	2.762	1:18.029	27	1.830	2:01.821	27	2.936	2:08.276	27	3.344	2:10.224
88	4.258	1:21.502	88	7.819	1:20.453	88	2.866	1:57.800	88	4.262	2:08.566	88	3.777	2:09.331
1	5.857	1:23.410	1	11.266	1:22.301	1	4.083	1:55.570	1	5.027	2:08.114	1	4.404	2:09.193
42	7.216	1:23.922	42	12.427	1:22.103	42	4.667	1:54.993	42	5.718	2:08.221	42	5.213	2:09.311
61	7.913	1:25.122	61	15.623	1:24.602	2	6.055	1:51.738	2	7.401	2:08.516	2	7.006	2:09.421
2	8.575	1:25.550	2	17.070	1:25.387	19	7.541	1:53.070	19	9.026	2:08.655	19	8.063	2:08.853
18	9.293	1:25.790	19	17.224	1:24.638	45	7.929	1:53.317	45	9.425	2:08.666	45	9.316	2:09.707
19	9.478	1:24.712	45	17.365	1:24.204	18	8.393	1:53.574	18	10.376	2:09.153	18	9.976	2:09.416
45	10.053	1:25.325	18	17.572	1:25.171	71	9.102	1:53.492	71	11.415	2:09.483	71	10.449	2:08.850
71	10.408	1:25.002	71	18.363	1:24.847	5	9.488	1:51.932	5	12.034	2:09.716	5	11.036	2:08.818
5	10.709	1:25.107	5	20.309	1:26.492	7	10.992	1:52.725	7	13.650	2:09.828	7	12.518	2:08.684
24	13.601	1:27.039	7	21.020	1:21.647	24	12.038	1:52.220	24	14.896	2:10.028	24	14.625	2:09.545
69	15.145	1:27.779	24	22.571	1:25.862	69	13.230	1:51.574	69	15.825	2:09.765	69	15.945	2:09.936
7	16.265	1:22.507	69	24.409	1:26.156	44	24.783	1:42.228	44	18.108	2:00.495	44	16.757	2:08.465
44	21.378	1:33.145	44	45.308	1:40.822	61	37.003	2:24.133 P						

# Radical UK Cup

## RACE 2 - LAP CHART

Lap 6			Lap 7			Lap 8			Lap 9			Lap 10		
No	Behind	Laptime	No	Behind	Laptime	No	Behind	Laptime	No	Behind	Laptime	No	Behind	Laptime
14		2:08.947	14		2:04.809	14		2:03.170	14		1:57.209	14		1:16.225
20	0.378	2:07.724	20	0.401	2:04.832	20	1.138	2:03.907	20	0.212	1:56.283	20	0.568	1:16.581
27	1.455	2:07.058	27	1.287	2:04.641	27	2.031	2:03.914	88	0.561	1:55.242	88	3.031	1:18.695
88	2.621	2:07.791	88	2.167	2:04.355	88	2.528	2:03.531	27	0.601	1:55.779	27	3.286	1:18.910
1	3.517	2:08.060	1	3.041	2:04.333	1	3.230	2:03.359	1	1.346	1:55.325	1	4.600	1:19.479
42	4.427	2:08.161	42	3.934	2:04.316	42	3.998	2:03.234	42	1.808	1:55.019	2	5.787	1:20.094
2	5.465	2:07.406	2	5.659	2:05.003	2	5.209	2:02.720	2	1.918	1:53.918	19	8.098	1:22.184
19	6.406	2:07.290	19	6.667	2:05.070	19	5.653	2:02.156	19	2.139	1:53.695	42	8.329	1:22.746
45	7.019	2:06.650	45	7.137	2:04.927	45	6.552	2:02.585	45	2.781	1:53.438	45	8.957	1:22.401
18	7.873	2:06.844	18	7.782	2:04.718	18	7.162	2:02.550	18	3.357	1:53.404	18	9.502	1:22.370
71	8.241	2:06.739	71	8.441	2:05.009	71	7.931	2:02.660	71	4.076	1:53.354	71	10.291	1:22.440
5	8.811	2:06.722	5	9.439	2:05.437	5	8.357	2:02.088	5	4.789	1:53.641	7	10.698	1:21.186
7	11.153	2:07.582	7	12.423	2:06.079	7	9.006	1:59.753	7	5.737	1:53.940	5	11.412	1:22.848
24	11.832	2:06.154	24	13.284	2:06.261	24	9.903	1:59.789	24	6.901	1:54.207	24	15.115	1:24.439
69	13.483	2:06.485	69	14.484	2:05.810	69	10.349	1:59.035	69	7.991	1:54.851	69	17.718	1:25.952
44	14.360	2:06.550	44	14.966	2:05.415	44	10.781	1:58.985	44	8.942	1:55.370	44	21.349	1:28.632
17	5 LAPS	2:02.213 P				17	6 LAPS	4:00.595	17	6 LAPS	1:55.834	17	6 LAPS	1:30.639

# Radical UK Cup

## RACE 2 - LAP CHART

Lap 11			Lap 12			Lap 13			Lap 14			Lap 15		
No	Behind	Laptime	No	Behind	Laptime	No	Behind	Laptime	No	Behind	Laptime	No	Behind	Laptime
14		1:15.638	14		1:16.433	14		1:17.210	20		1:57.413 P	14		2:03.265
20	0.744	1:15.814	20	0.420	1:16.109	20	0.242	1:17.032	14	5.204	2:02.859	27	0.938	2:03.097
88	5.649	1:18.256	27	7.571	1:18.227	27	7.976	1:17.615	27	6.310	1:55.989	88	1.420	2:02.712
27	5.777	1:18.129	88	8.736	1:19.520	88	10.469	1:18.943	88	7.177	1:54.363	1	2.180	2:03.068
1	8.737	1:19.775	1	11.913	1:19.609	1	15.797	1:21.094	1	7.581	1:49.439	2	4.535	2:03.273
2	9.834	1:19.685	2	12.960	1:19.559	2	16.857	1:21.107	2	9.731	1:50.529	42	5.492	2:03.779
42	13.418	1:20.727	42	18.717	1:21.732	42	20.960	1:19.453	42	10.182	1:46.877	18	6.835	2:04.607
19	13.834	1:21.374	18	19.330	1:21.057	18	23.825	1:21.705	18	10.697	1:44.527	7	8.317	2:05.570
18	14.706	1:20.842	19	19.743	1:22.342	7	24.240	1:21.425	7	11.216	1:44.631	19	8.810	2:05.641
45	15.169	1:21.850	7	20.025	1:20.765	19	24.896	1:22.363	19	11.638	1:44.397	45	9.450	2:05.102
7	15.693	1:20.633	45	20.718	1:21.982	45	25.358	1:21.850	45	12.817	1:45.114	71	10.224	2:04.985
71	17.054	1:22.401	71	23.646	1:23.025	71	27.421	1:20.985	71	13.708	1:43.942	24	11.513	2:03.945
5	18.258	1:22.484	24	29.294	1:23.653	24	35.264	1:23.180	24	16.037	1:38.428	69	12.278	2:03.923
24	22.074	1:22.597	69	32.608	1:23.455	69	39.424	1:24.026	69	16.824	1:35.055	44	13.296	1:48.644
69	25.586	1:23.506	44	46.309	1:28.523	44	58.807	1:29.708	44	33.121	1:31.969	17	6 LAPS	1:55.768 P
44	34.219	1:28.508	17	6 LAPS	1:25.606	17	6 LAPS	1:30.204	17	6 LAPS	1:31.617			
17	6 LAPS	1:27.925												

# Radical UK Cup

## RACE 2 - LAP CHART

Lap 16			Lap 17			Lap 18			Lap 19			Lap 20		
No	Behind	Laptime	No	Behind	Laptime	No	Behind	Laptime	No	Behind	Laptime	No	Behind	Laptime
14		1:56.973 P	27		1:55.656 P	1		2:00.644 P	88		2:02.996 P	42		1:47.414
27	7.533	2:03.568	88	7.184	2:02.086	88	5.425	2:06.480	2	0.808	2:01.972 P	18	0.436	1:47.379
88	8.287	2:03.840	1	7.595	2:01.903	2	7.257	2:06.405	42	4.576	2:05.312	7	0.705	1:46.611
1	8.881	2:03.674	2	9.091	2:02.132	42	7.685	2:06.237	18	5.047	2:04.732	19	1.400	1:46.894
2	10.148	2:02.586	42	9.687	2:01.830	18	8.736	2:06.108	7	6.084	2:04.379	71	2.326	1:47.420
45	10.586	1:58.109 P	18	10.867	2:02.007	7	10.126	2:06.466	19	6.496	2:03.788	24	3.520	1:46.928 P
42	11.046	2:02.527	7	11.899	2:01.903	19	11.129	2:06.437	71	6.896	2:03.571	69	5.728	1:48.133
18	12.049	2:02.187	19	12.931	2:02.007	71	11.746	2:06.638	24	8.582	2:03.593	44	6.305	1:47.864
7	13.185	2:01.841	71	13.347	2:01.601	24	13.410	2:06.493	69	9.585	2:03.180	20	1 LAP	1:47.010
19	14.113	2:02.276	24	15.156	2:00.339	69	14.826	2:05.924	44	10.431	2:02.901	17	8 LAPS	1:46.414
71	14.935	2:01.684	69	17.141	2:01.511	44	15.951	2:06.159	20	1 LAP	2:02.467	45	1 LAP	1:44.954
24	18.006	2:03.466	44	18.031	2:01.153	20	1 LAP	2:06.951	17	8 LAPS	2:03.556	14	9.129	1:45.049
69	18.819	2:03.514	20	1 LAP	2:00.877	17	8 LAPS	6:05.287	45	1 LAP	2:03.693	27	9.861	1:44.485
44	20.067	2:03.744	14	1:07.661	3:10.850	45	1 LAP	4:21.087	14	16.070	1:58.992	1	28.498	1:17.906
20	1 LAP	4:26.552				14	25.499	1:26.077	27	17.366	1:28.893	2	1:18.875	3:10.057
						27	56.894	3:05.133	1	1:02.582	3:11.003			

# Radical UK Cup

## RACE 2 - LAP CHART

Lap 21			Lap 22			Lap 23			Lap 24			Lap 25		
No	Behind	Laptime	No	Behind	Laptime	No	Behind	Laptime	No	Behind	Laptime	No	Behind	Laptime
42		1:19.529	7		1:19.537	7		1:19.705	7		1:19.384	7		1:19.641
7	0.389	1:19.213	2	1 LAP	1:21.383	42	1.610	1:20.154	42	1.537	1:19.311	20	1 LAP	1:18.792
18	1.419	1:20.512	42	1.161	1:21.087	18	2.580	1:20.772	20	1 LAP	1:18.401	42	1.945	1:20.049
19	2.996	1:21.125	18	1.513	1:20.020	2	1 LAP	1:22.029	18	3.345	1:20.149	18	3.215	1:19.511
71	3.790	1:20.993	19	3.989	1:20.919	20	1 LAP	1:18.732	2	1 LAP	1:22.167	14	7.058	1:19.637
20	1 LAP	1:18.424	20	1 LAP	1:18.605	14	5.148	1:18.468	14	7.062	1:21.298	2	1 LAP	1:21.395
14	8.838	1:19.238	71	5.331	1:21.467	19	6.142	1:21.858	19	8.228	1:21.470	27	8.139	1:19.384
69	10.781	1:24.582	14	6.385	1:17.473	71	7.661	1:22.035	27	8.396	1:19.623	19	9.756	1:21.169
27	11.229	1:20.897	27	9.880	1:18.577	27	8.157	1:17.982	71	9.577	1:21.300	71	11.556	1:21.620
45	1 LAP	1:24.662	69	14.979	1:24.124	45	1 LAP	1:21.489	88	1 LAP	1:17.466	88	1 LAP	1:17.307
44	14.658	1:27.882	45	1 LAP	1:21.546	88	1 LAP	1:18.941	45	1 LAP	1:21.256	1	19.422	1:18.466
17	8 LAPS	1:26.912	88	1 LAP	1:19.192	69	20.415	1:25.141	1	20.597	1:18.659	45	1 LAP	1:21.950
88	1 LAP	3:30.332	44	22.930	1:28.198	1	21.322	1:17.886	69	25.872	1:24.841	69	30.606	1:24.375
1	25.910	1:16.941	17	8 LAPS	1:27.937	17	8 LAPS	1:23.689	17	8 LAPS	1:24.073 P			
			1	23.141	1:17.157	44	30.710	1:27.485	44	37.265	1:25.939 P			

# Radical UK Cup

## RACE 2 - LAP CHART

Lap 26			Lap 27			Lap 28			Lap 29			Lap 30		
No	Behind	Laptime	No	Behind	Laptime	No	Behind	Laptime	No	Behind	Laptime	No	Behind	Laptime
42		1:17.042 P	7		1:19.811 P	18		1:17.523 P	14		1:50.368	19		2:06.804 P
7	1.500	1:20.487	20	1 LAP	1:19.931	20	1 LAP	1:18.975	88	1 LAP	1:46.388	7	1 LAP	2:15.428
20	1 LAP	1:19.903	18	2.030	1:19.726	14	5.320	1:20.011	2	1 LAP	1:43.724	20	1 LAP	2:15.020
18	3.615	1:19.387	14	4.862	1:19.451	88	1 LAP	1:19.934	19	1.986	1:42.978	14	6.264	2:15.054
14	6.722	1:18.651	27	6.623	1:19.768	2	1 LAP	1:24.425	42	1 LAP	1:47.225	88	1 LAP	2:15.227
27	8.166	1:19.014	2	1 LAP	1:20.412	19	14.696	1:22.679	44	2 LAPS	1:47.566	2	1 LAP	2:15.172
2	1 LAP	1:20.841	88	1 LAP	1:18.177	71	31.143	1:34.919 P	1	25.622	1:47.586	42	1 LAP	1:53.047
19	11.765	1:20.996	19	11.570	1:21.116	42	1 LAP	3:13.574	45	1 LAP	1:46.770	44	2 LAPS	1:53.090
88	1 LAP	1:18.488	44	2 LAPS	3:36.669	44	2 LAPS	1:38.632	69	1 LAP	3:21.304	1	9.970	1:53.138
71	15.463	1:22.894	71	15.777	1:21.625	1	33.724	1:36.778	18	59.854	2:55.542	45	1 LAP	1:52.036
1	18.963	1:18.528	1	16.499	1:18.847	45	1 LAP	1:33.283	71	1:23.911	2:48.456	17	10 LAPS	2:34.364
45	1 LAP	1:21.194	45	1 LAP	1:20.855	17	9 LAPS	2:01.623 P				69	1 LAP	1:46.944
69	35.560	1:23.941	69	37.901	1:23.652 P	7	1:54.136	3:13.689				18	26.384	1:35.320
17	9 LAPS	3:08.917	17	9 LAPS	1:28.271	20	1:55.033	1:54.730				71	49.794	1:34.673
												7	2:24.247	2:19.161
												20	2:25.109	2:19.534



# Radical UK Cup

## RACE 2 - LAP CHART

Lap 31			Lap 32			Lap 33			Lap 34			Lap 35		
No	Behind	Laptime	No	Behind	Laptime	No	Behind	Laptime	No	Behind	Laptime	No	Behind	Laptime
14		2:19.436	14		2:14.672	14		2:14.714	14		1:19.490	14		1:17.885
88	1 LAP	2:19.353	88	1 LAP	2:15.019	88	1 LAP	2:14.207	88	1 LAP	1:19.452	88	1 LAP	1:18.055
2	1 LAP	2:19.633	2	1 LAP	2:14.988	2	1 LAP	2:13.282	2	1 LAP	1:20.745	2	1 LAP	1:20.339
42	1 LAP	2:19.942	42	1 LAP	2:14.629	42	1 LAP	2:13.560	1	2.582	1:19.942	1	4.773	1:20.076
44	2 LAPS	2:19.892	44	2 LAPS	2:14.634	44	2 LAPS	2:13.239	45	1 LAP	1:23.822	45	1 LAP	1:20.646
1	4.325	2:20.055	1	3.826	2:14.173	1	2.130	2:13.018	42	1 LAP	1:25.537	42	1 LAP	1:24.728
45	1 LAP	2:20.418	45	1 LAP	2:14.051	45	1 LAP	2:11.745	18	10.445	1:25.639	18	15.849	1:23.289
17	10 LAPS	2:12.298	17	10 LAPS	2:14.018	17	10 LAPS	2:11.232	44	2 LAPS	1:28.853	19	18.186	1:22.960
69	1 LAP	2:11.762	69	1 LAP	2:13.808	69	1 LAP	2:11.172	69	1 LAP	1:28.659	44	2 LAPS	1:26.470
18	9.838	2:09.154	18	9.295	2:14.129	18	4.296	2:09.715	19	13.111	1:22.124	71	20.003	1:23.285
71	12.089	1:47.995	71	10.725	2:13.308	71	10.021	2:14.010	17	10 LAPS	1:30.286	20	21.273	1:19.069
19	47.856	3:13.556	19	11.689	1:38.505	19	10.477	2:13.502	71	14.603	1:24.072	69	1 LAP	1:26.254
7	1:50.629	1:52.082	7	1:07.091	1:31.134	7	19.389	1:27.012	20	20.089	1:19.581	17	10 LAPS	1:26.330
20	1:53.185	1:53.776	20	1:07.442	1:28.929	20	19.998	1:27.270	7	22.564	1:22.665	7	26.404	1:21.725
												88	1:17.954	1:17.381

# Radical UK Cup

## RACE 2 - LAP CHART

Lap 36			Lap 37			Lap 38			Lap 39			Lap 40		
No	Behind	Laptime	No	Behind	Laptime	No	Behind	Laptime	No	Behind	Laptime	No	Behind	Laptime
14		1:20.982	14		1:18.779	14		1:19.725	1		1:17.818	1		1:18.741
1	1.746	1:17.955	1	0.910	1:17.943	1	0.432	1:19.247	14	0.646	1:18.896	14	0.942	1:19.037
2	1 LAP	1:20.495	2	1 LAP	1:19.918	2	1 LAP	1:20.281	2	1 LAP	1:20.253	88	1 LAP	1:24.294
45	1 LAP	1:21.165	45	1 LAP	1:20.307	45	1 LAP	1:20.513	45	1 LAP	1:20.382	2	1 LAP	1:20.147
18	18.214	1:23.347	20	22.029	1:20.803	20	21.924	1:19.620	20	23.135	1:19.461	45	1 LAP	1:20.400
19	18.671	1:21.467	19	22.993	1:23.101	19	25.130	1:21.862	19	28.872	1:21.992	20	24.350	1:19.956
42	1 LAP	1:26.344	71	27.928	1:24.274	71	30.182	1:21.979	71	33.511	1:21.579	19	32.537	1:22.406
20	20.005	1:19.714	42	1 LAP	1:28.070	7	33.814	1:21.739	7	37.634	1:22.070	71	36.166	1:21.396
71	22.433	1:23.412	7	31.800	1:23.464	42	1 LAP	1:25.483	42	1 LAP	1:25.377	7	40.594	1:21.701
44	2 LAPS	1:26.761	44	2 LAPS	1:25.666	44	2 LAPS	1:23.405	44	2 LAPS	1:24.840	44	2 LAPS	1:23.623
69	1 LAP	1:25.925	69	1 LAP	1:25.718	69	1 LAP	1:23.457	69	1 LAP	1:24.774	42	1 LAP	1:24.755
17	10 LAPS	1:24.895	17	10 LAPS	1:26.001	17	10 LAPS	1:24.044	17	10 LAPS	1:24.415	69	1 LAP	1:24.092
7	27.115	1:21.693	18	35.766	1:36.331	88	1:16.417	1:22.183				17	10 LAPS	1:24.449
88	1:14.320	1:17.348	88	1:13.959	1:18.418									

**Radical UK Cup**  
**RACE 2 - LAP CHART**

Lap 41		
No	Behind	Laptime
1		1:18.714
14	1.750	1:19.522
2	1 LAP	1:21.285
45	1 LAP	1:20.901
20	24.594	1:18.958
19	37.564	1:23.741
71	39.068	1:21.616
7	43.707	1:21.827

# Dunlop Mini Se7en Championship

## RACE 3 - CLASSIFICATION

POS	NO	CL	NAME	ENTRY	LAPS	TIME	GAP	DIFF	MPH	BEST	ON
1	8		<b>Niven BURGE</b>	Mini Vickers	10	17:36.169			66.12	1:44.055	2
2	3		<b>Kane ASTIN</b>	Mini Se7en	10	17:37.160	<b>0.991</b>	0.991	66.06	1:44.089	9
3	82		<b>Andrew RUTHVEN</b>	Mini Se7en	10	17:45.876	<b>9.707</b>	8.716	65.52	1:44.443	4
4	11		<b>Ian DEVINY</b>	Rover Mini	10	17:46.779	<b>10.610</b>	0.903	65.46	1:44.640	3
5	13		<b>Graham EDWARDS</b>	Austin Mini	10	17:51.356	<b>15.187</b>	4.577	65.18	1:45.156	9
6	77		<b>Tristen KNIGHT</b>	Mini 7	10	18:02.000	<b>25.831</b>	10.644	64.54	1:44.644	4
7	52		<b>Nath BURGE</b>	Mini Vickers	10	18:07.287	<b>31.118</b>	5.287	64.23	1:45.819	8
8	20		<b>Darren THOMAS</b>	Mini Se7en	10	18:11.550	<b>35.381</b>	4.263	63.98	1:46.719	8
9	34		<b>Anthony TOWEY</b>	Mini Seven	10	18:16.731	<b>40.562</b>	5.181	63.67	1:47.360	5
10	49		<b>Huw DAVIES</b>	Mini Se7en	10	18:31.186	<b>55.017</b>	14.455	62.85	1:48.258	3
11	47		<b>Kelvin EDGAR</b>	Austin Mini	10	18:59.156	<b>1:22.987</b>	27.970	61.30	1:51.583	2
12	33		<b>Geoff TAYLOR</b>	Mini Seven	10	19:19.104	<b>1:42.935</b>	19.948	60.25	1:53.525	6
13	69		<b>Steve TRENCH</b>	Mini Se7en	9	17:39.494	<b>1 lap</b>	1 lap	59.32	1:54.714	8
14	95		<b>Julian PROCTOR</b>	Mini Seven	9	17:41.013	<b>1 lap</b>	1.519	59.24	1:54.529	8
15	92		<b>Kevin O'SHEA</b>	Mini Rover	9	19:21.130	<b>1 lap</b>	1:40.117	54.13	2:04.271	9
NOT CLASSIFIED											
DNF	9		<b>James BOWERS COULSON</b>	Mini Seven	9	15:53.402	<b>1 lap</b>		65.92	1:44.046	9
DNF	35		<b>Paul SPARK</b>	Austin Mini	9	16:09.003	<b>1 lap</b>	15.601	64.86	1:45.025	2
DNF	91		<b>Julian AFFLECK</b>	Rover Mini	8	14:48.569	<b>2 laps</b>	1 lap	62.87	1:48.962	8
DNF	22		<b>Graeme DAVIS</b>	Mini Seven	3	5:27.023	<b>7 laps</b>	5 laps	64.06	1:45.128	3
FASTEST LAP											
	9		<b>James BOWERS COULSON</b>	Mini Seven	9	1:44.046		67.12 mph		108.02 kph	

Weather / Track : Bright / Dry

These results are provisional until the conclusion of any judicial and technical matters.

Rockingham International  
Circuit Length = 1.9400 miles  
Start: 14:58 End: 15:18

Clerk of Course :	Timekeeper :
-------------------	--------------

# Dunlop Mini Se7en Championship

## RACE 3 - LAP CHART

Lap 1			Lap 2			Lap 3			Lap 4			Lap 5		
No	Behind	Laptime	No	Behind	Laptime	No	Behind	Laptime	No	Behind	Laptime	No	Behind	Laptime
8		1:49.047	8		1:44.055	8		1:44.944	8		1:44.080	8		1:44.544
77	2.639	1:50.445	77	3.764	1:45.180	9	3.444	1:44.467	9	3.718	1:44.354	9	4.769	1:45.595
9	2.798	1:51.631	9	3.921	1:45.178	77	4.605	1:45.785	77	5.169	1:44.644	77	5.769	1:45.144
35	3.585	1:51.680	35	4.555	1:45.025	35	5.303	1:45.692	3	6.213	1:44.922	3	5.940	1:44.271
22	4.558	1:53.100	3	5.464	1:44.438	3	5.371	1:44.851	35	7.620	1:46.397	92	1 LAP	2:07.379
3	5.081	1:50.529	22	6.281	1:45.778	22	6.465	1:45.128	82	7.971	1:44.443	82	8.218	1:44.791
11	5.715	1:52.630	82	6.850	1:44.894	11	6.887	1:44.640	11	9.159	1:46.352	35	9.566	1:46.490
82	6.011	1:54.432	11	7.191	1:45.531	82	7.608	1:45.702	13	12.357	1:46.292	11	9.783	1:45.168
13	7.241	1:53.698	13	9.395	1:46.209	13	10.145	1:45.694	34	19.957	1:48.108	13	13.674	1:45.861
91	8.532	1:55.086	34	13.002	1:48.150	34	15.929	1:47.871	20	20.583	1:48.042	34	22.773	1:47.360
20	8.653	1:55.083	20	13.213	1:48.615	20	16.621	1:48.352	52	20.765	1:47.989	20	23.250	1:47.211
34	8.907	1:56.024	49	14.322	1:48.917	52	16.856	1:46.606	49	23.119	1:49.563	52	23.454	1:47.233
49	9.460	1:54.492	52	15.194	1:49.510	49	17.636	1:48.258	91	24.686	1:49.193	49	28.208	1:49.633
52	9.739	1:54.482	91	15.201	1:50.724	91	19.573	1:49.316	47	35.869	1:53.116	91	29.266	1:49.124
47	11.191	1:57.003	47	18.719	1:51.583	47	26.833	1:53.058	33	46.092	1:55.071	47	44.391	1:53.066
33	16.113	2:01.713	33	25.999	1:53.941	33	35.101	1:54.046	95	57.012	2:01.695	33	56.077	1:54.529
95	16.859	2:01.897	95	28.510	1:55.706	95	39.397	1:55.831	69	57.540	1:55.607	69	1:08.471	1:55.475
69	20.201	2:05.259	69	33.334	1:57.188	69	46.013	1:57.623				95	1:09.504	1:57.036
92	34.299	2:17.655	92	1:02.503	2:12.259	92	1:27.565	2:10.006						

# Dunlop Mini Se7en Championship

## RACE 3 - LAP CHART

Lap 6			Lap 7			Lap 8			Lap 9			Lap 10		
No	Behind	Laptime	No	Behind	Laptime	No	Behind	Laptime	No	Behind	Laptime	No	Behind	Laptime
8		1:45.117	8		1:44.867	8		1:44.737	8		1:44.440	8		1:47.826
9	5.464	1:45.812	3	5.315	1:44.439	3	4.770	1:44.192	3	4.419	1:44.089	3	0.991	1:44.398
3	5.743	1:44.920	9	5.917	1:45.320	9	5.453	1:44.273	9	5.059	1:44.046	69	1 LAP	1:56.948
77	6.513	1:45.861	77	7.069	1:45.423	82	8.074	1:45.617	82	11.334	1:47.700	95	1 LAP	1:57.256
82	7.581	1:44.480	82	7.194	1:44.480	11	12.361	1:45.486	11	13.413	1:45.492	82	9.707	1:46.199
11	10.548	1:45.882	11	11.612	1:45.931	35	13.770	1:46.361	13	17.136	1:45.156	11	10.610	1:45.023
35	11.112	1:46.663	35	12.146	1:45.901	77	14.397	1:52.065	35	20.660	1:51.330	13	15.187	1:45.877
13	14.594	1:46.037	13	15.949	1:46.222	13	16.420	1:45.208	77	22.191	1:52.234	77	25.831	1:51.466
52	26.013	1:47.676	52	28.390	1:47.244	52	29.472	1:45.819	52	31.560	1:46.528	52	31.118	1:47.384
34	26.037	1:48.381	34	29.319	1:48.149	34	31.965	1:47.383	20	34.836	1:47.175	20	35.381	1:48.371
92	1 LAP	2:04.950	20	30.119	1:48.312	20	32.101	1:46.719	34	35.525	1:48.000	34	40.562	1:52.863
20	26.674	1:48.541	49	39.789	1:51.301	49	43.570	1:48.518	49	49.999	1:50.869	49	55.017	1:52.844
49	33.355	1:50.264	91	40.441	1:51.089	91	44.666	1:48.962	47	1:17.670	1:53.342	47	1:22.987	1:53.143
91	34.219	1:50.070	92	1 LAP	2:04.509	92	1 LAP	2:04.669	92	1 LAP	2:07.229	33	1:42.935	1:59.634
47	52.615	1:53.341	47	1:00.306	1:52.558	47	1:08.768	1:53.199	33	1:31.127	1:53.601	92	1 LAP	2:04.271
33	1:04.485	1:53.525	33	1:13.153	1:53.535	33	1:21.966	1:53.550						
69	1:18.712	1:55.358	69	1:28.666	1:54.821	69	1:38.643	1:54.714						
95	1:20.231	1:55.844	95	1:30.062	1:54.698	95	1:39.854	1:54.529						

# Dunlop Mini Miglia Championship

## RACE 4 - CLASSIFICATION

POS	NO	CL	NAME	ENTRY	LAPS	TIME	GAP	DIFF	MPH	BEST	ON
1	1		<b>Andrew HACK</b>	Mini Pyro Evo X1	10	16:01.305			72.65	1:34.716	2
2	3		<b>Mark SMITH</b>	Rover Mini Miglia	10	16:02.989	<b>1.684</b>	1.684	72.52	1:35.004	5
3	2		<b>Ralph SAUNDERS</b>	Mini Miglia	10	16:04.327	<b>3.022</b>	1.338	72.42	1:35.166	8
4	20		<b>Endaf OWENS</b>	Mini Welsh Miglia	10	16:05.537	<b>4.232</b>	1.210	72.33	1:34.923	2
5	53		<b>Niven BURGE</b>	Mini Vickers	10	16:05.666	<b>4.361</b>	0.129	72.32	1:34.703	8
6	4		<b>Mark SIMS</b>	Mini Miglia	10	16:13.819	<b>12.514</b>	8.153	71.71	1:35.809	5
7	42		<b>Paul SIMMONDS</b>	Mini Miglia	10	16:14.373	<b>13.068</b>	0.554	71.67	1:35.858	3
8	5		<b>David EDGECOMBE</b>	Edgecoms Mini Miglia	10	16:16.354	<b>15.049</b>	1.981	71.53	1:35.912	3
9	83		<b>Colin PEACOCK</b>	Mini Miglia	10	16:16.499	<b>15.194</b>	0.145	71.52	1:36.240	5
10	75		<b>Paul BROWN</b>	Mini Miglia	10	16:17.015	<b>15.710</b>	0.516	71.48	1:35.756	3
11	55		<b>Michael GREEN</b>	Mini Miglia	10	16:23.939	<b>22.634</b>	6.924	70.97	1:36.709	4
12	21		<b>Aaron SMITH</b>	Mini Miglia	10	16:32.501	<b>31.196</b>	8.562	70.36	1:37.324	7
13	13		<b>Phil HARVEY</b>	Mini Motley	10	16:38.044	<b>36.739</b>	5.543	69.97	1:37.944	4
14	28		<b>Robert HUMPHREYS</b>	Mini Vickers	10	16:38.527	<b>37.222</b>	0.483	69.94	1:37.689	8
15	9		<b>Owen STINCHCOMBE</b>	Mini Miglia	10	16:41.746	<b>40.441</b>	3.219	69.71	1:37.074	3
16	34		<b>Keith ALLINGTON</b>	Mini Miglia	10	16:42.376	<b>41.071</b>	0.630	69.67	1:38.193	8
17	29		<b>Dave DREW</b>	Mini Miglia	10	16:51.142	<b>49.837</b>	8.766	69.06	1:35.892	6
NOT CLASSIFIED											
DNF	6		<b>Paul THOMPSON</b>	Mini Miglia	9	14:41.449	<b>1 lap</b>	1 lap	71.30	1:35.998	3
DNF	10		<b>Sarah MUNNS</b>	Mini Miglia	5	8:32.311	<b>5 laps</b>	4 laps	68.16	1:35.229	4
FASTEST LAP											
	53		<b>Niven BURGE</b>	Mini Vickers	8	1:34.703		73.74 mph		118.68 kph	

Weather / Track : Bright / Dry

These results are provisional until the conclusion of any judicial and technical matters.

Rockingham International  
Circuit Length = 1.9400 miles  
Start: 15:33 End: 15:51

Clerk of Course :		Timekeeper :
-------------------	--	--------------

# Dunlop Mini Miglia Championship

## RACE 4 - LAP CHART

Lap 1			Lap 2			Lap 3			Lap 4			Lap 5		
No	Behind	Laptime	No	Behind	Laptime	No	Behind	Laptime	No	Behind	Laptime	No	Behind	Laptime
3		1:39.657	1		1:34.716	1		1:35.188	1		1:35.016	1		1:35.470
1	0.259	1:40.380	3	0.555	1:35.530	3	0.860	1:35.493	3	1.244	1:35.400	3	0.778	1:35.004
2	0.607	1:40.607	2	0.916	1:35.284	20	1.351	1:35.400	2	2.034	1:35.248	2	2.264	1:35.700
20	1.191	1:40.621	20	1.139	1:34.923	2	1.802	1:36.074	20	2.233	1:35.898	20	2.361	1:35.598
53	1.588	1:40.436	53	2.754	1:36.141	53	3.542	1:35.976	10	3.960	1:35.229	53	5.658	1:36.771
10	2.046	1:41.033	10	3.072	1:36.001	10	3.747	1:35.863	53	4.357	1:35.831	42	7.297	1:36.540
42	2.986	1:41.864	42	4.006	1:35.995	42	4.676	1:35.858	42	6.227	1:36.567	4	8.605	1:35.809
5	3.464	1:41.035	5	4.696	1:36.207	5	5.420	1:35.912	5	7.859	1:37.455	5	9.577	1:37.188
29	3.627	1:42.510	29	4.989	1:36.337	29	6.104	1:36.303	4	8.266	1:36.732	75	9.934	1:36.752
4	4.256	1:42.457	4	5.775	1:36.494	4	6.550	1:35.963	75	8.652	1:36.762	83	10.251	1:36.240
83	4.792	1:42.654	83	6.197	1:36.380	75	6.906	1:35.756	29	9.066	1:37.978	6	10.796	1:36.226
55	5.094	1:42.590	75	6.338	1:35.935	83	7.706	1:36.697	83	9.481	1:36.791	29	11.628	1:38.032
75	5.378	1:43.325	55	7.098	1:36.979	6	8.231	1:35.998	6	10.040	1:36.825	55	12.547	1:37.262
6	5.900	1:43.594	6	7.421	1:36.496	55	9.062	1:37.152	55	10.755	1:36.709	21	19.614	1:37.917
34	6.911	1:43.804	28	10.776	1:38.493	28	13.557	1:37.969	21	17.167	1:37.767	28	20.789	1:38.323
28	7.258	1:44.057	34	11.224	1:39.288	34	14.230	1:38.194	28	17.936	1:39.395	34	21.239	1:38.413
21	8.366	1:45.375	21	12.003	1:38.612	21	14.416	1:37.601	34	18.296	1:39.082	13	21.607	1:38.410
13	8.592	1:45.710	13	12.732	1:39.115	9	14.733	1:37.074	13	18.667	1:37.944	9	23.674	1:39.186
9	8.802	1:44.444	9	12.847	1:39.020	13	15.739	1:38.195	9	19.958	1:40.241	10	29.057	2:00.567 P



# Dunlop Mini Miglia Championship

## RACE 4 - LAP CHART

Lap 6			Lap 7			Lap 8			Lap 9			Lap 10		
No	Behind	Laptime	No	Behind	Laptime	No	Behind	Laptime	No	Behind	Laptime	No	Behind	Laptime
1		1:35.592	1		1:36.107	1		1:35.406	1		1:35.680	1		1:35.266
3	0.551	1:35.365	3	0.482	1:36.038	3	1.099	1:36.023	3	1.186	1:35.767	3	1.684	1:35.764
2	3.557	1:36.885	2	3.206	1:35.756	2	2.966	1:35.166	2	2.745	1:35.459	2	3.022	1:35.543
20	3.993	1:37.224	20	3.586	1:35.700	20	3.256	1:35.076	20	3.190	1:35.614	20	4.232	1:36.308
53	5.712	1:35.646	53	5.077	1:35.472	53	4.374	1:34.703	53	4.065	1:35.371	53	4.361	1:35.562
42	8.441	1:36.736	42	9.035	1:36.701	42	10.127	1:36.498	42	11.083	1:36.636	4	12.514	1:36.308
4	8.996	1:35.983	4	9.167	1:36.278	4	10.364	1:36.603	4	11.472	1:36.788	42	13.068	1:37.251
5	10.267	1:36.282	5	10.470	1:36.310	5	11.705	1:36.641	5	13.150	1:37.125	5	15.049	1:37.165
75	10.656	1:36.314	75	10.975	1:36.426	75	12.151	1:36.582	83	13.432	1:36.810	83	15.194	1:37.028
83	11.024	1:36.365	83	11.235	1:36.318	83	12.302	1:36.473	75	14.568	1:38.097	75	15.710	1:36.408
6	11.428	1:36.224	6	11.607	1:36.286	6	12.605	1:36.404	6	15.410	1:38.485	55	22.634	1:38.212
29	11.928	1:35.892	29	12.051	1:36.230	29	12.998	1:36.353	29	15.518	1:38.200	21	31.196	1:38.748
55	13.874	1:36.919	55	15.051	1:37.284	55	17.458	1:37.813	55	19.688	1:37.910	13	36.739	1:39.165
21	22.061	1:38.039	21	23.278	1:37.324	21	25.330	1:37.458	21	27.714	1:38.064	28	37.222	1:37.698
13	24.332	1:38.317	13	26.461	1:38.236	13	29.496	1:38.441	13	32.840	1:39.024	9	40.441	1:39.771
34	24.615	1:38.968	28	27.959	1:38.551	28	30.242	1:37.689	28	34.790	1:40.228	34	41.071	1:39.883
28	25.515	1:40.318	9	29.130	1:38.612	9	32.539	1:38.815	9	35.936	1:39.077	29	49.837	2:09.585
9	26.625	1:38.543	34	30.222	1:41.714	34	33.009	1:38.193	34	36.454	1:39.125			

# Dunlop Sport Maxx Production Cup

## RACE 5 - CLASSIFICATION

POS	NO	CL	NAME	NAT	ENTRY	LAPS	TIME	GAP	DIFF	MPH	BEST	ON
1	8	A	<b>Martin WALLBANK</b>		Vauxhall Astra VXR	13	20:48.694			72.70	1:34.448	2
2	1	A	<b>Leyton CLARKE</b>		Vauxhall Astra VXR	13	20:50.468	<b>1.774</b>	1.774	72.60	1:33.440	2
3	14	A	<b>Adrian CHURCHILL</b>		Vauxhall Astra VXR	13	20:55.179	<b>6.485</b>	4.711	72.33	1:35.126	6
4	9	A	<b>John ALLISON</b>		Vauxhall Astra VXR	13	21:01.533	<b>12.839</b>	6.354	71.96	1:34.845	5
5	22	A	<b>Simon SHAW</b>		SEAT Leon Cupra	13	21:07.416	<b>18.722</b>	5.883	71.63	1:35.533	2
6	10	A	<b>James CORTE</b>		Vauxhall Astra VXR	13	21:16.154	<b>27.460</b>	8.738	71.14	1:36.742	2
7	50	B	<b>Peter WHINNEY</b>		SEAT Leon	13	21:33.495	<b>44.801</b>	17.341	70.19	1:38.107	2
8	33	B	<b>Abbie EATON</b>		Vauxhall Corsa	13	21:39.268	<b>50.574</b>	5.773	69.87	1:38.588	6
9	63	C	<b>Dan MALONE</b>		Peugeot 106 Gti	12	21:31.863	<b>1 lap</b>	1 lap	64.87	1:43.290	7
10	32	B	<b>Christina HOLLEY</b>		Renault Clio Sport 172	12	21:38.366	<b>1 lap</b>	6.503	64.54	1:43.479	9
NOT CLASSIFIED												
DNF	40	A	<b>Chris OAKMAN</b>		Mini Cooper S JCW	3	5:01.005	<b>10 laps</b>	9 laps	69.60	1:37.271	2
FASTEST LAP												
1	A	<b>Leyton CLARKE</b>		Vauxhall Astra VXR	2	1:33.440			74.74 mph		120.28 kph	
50	B	<b>Peter WHINNEY</b>		SEAT Leon	2	1:38.107			71.18 mph		114.56 kph	
63	C	<b>Dan MALONE</b>		Peugeot 106 Gti	7	1:43.290			67.61 mph		108.81 kph	

Weather / Track : Bright / Dry

These results are provisional until the conclusion of any judicial and technical matters.

Rockingham International  
Circuit Length = 1.9400 miles  
Start: 16:03 End: 16:25

Clerk of Course :

Timekeeper :

# Dunlop Sport Maxx Production Cup

## RACE 5 - LAP CHART

Lap 1			Lap 2			Lap 3			Lap 4			Lap 5		
No	Behind	Laptime	No	Behind	Laptime	No	Behind	Laptime	No	Behind	Laptime	No	Behind	Laptime
8		1:40.661	8		1:34.448	8		1:34.954	8		1:35.260	8		1:35.331
22	1.296	1:41.957	22	2.381	1:35.533	9	2.753	1:35.009	9	2.450	1:34.957	9	1.964	1:34.845
9	1.774	1:42.435	9	2.698	1:35.372	14	3.975	1:35.760	1	3.847	1:34.202	1	2.304	1:33.788
14	2.417	1:43.078	14	3.169	1:35.200	22	4.551	1:37.124	14	3.908	1:35.193	14	4.152	1:35.575
1	4.714	1:45.375	1	3.706	1:33.440	1	4.905	1:36.153	22	5.279	1:35.988	22	5.991	1:36.043
40	5.668	1:46.329	40	8.491	1:37.271	40	10.942	1:37.405	10	13.011	1:37.072	10	14.915	1:37.235
10	6.785	1:47.446	10	9.079	1:36.742	10	11.199	1:37.074	50	17.713	1:38.214	50	20.871	1:38.489
50	7.671	1:48.332	50	11.330	1:38.107	50	14.759	1:38.383	33	23.967	1:40.143	33	27.614	1:38.978
33	10.468	1:51.129	33	15.049	1:39.029	33	19.084	1:38.989	32	41.641	1:44.624	32	50.548	1:44.238
32	12.062	1:52.723	32	22.562	1:44.948	32	32.277	1:44.669	63	42.357	1:43.957	63	51.170	1:44.144
63	13.568	1:54.229	63	24.666	1:45.546	63	33.660	1:43.948						

# Dunlop Sport Maxx Production Cup

## RACE 5 - LAP CHART


Lap 6			Lap 7			Lap 8			Lap 9			Lap 10		
No	Behind	Laptime	No	Behind	Laptime	No	Behind	Laptime	No	Behind	Laptime	No	Behind	Laptime
8		1:35.520	8		1:35.891	8		1:35.890	8		1:36.146	8		1:35.753
9	2.842	1:36.398	1	3.524	1:36.347	9	4.306	1:36.652	9	3.638	1:35.478	9	4.156	1:36.271
1	3.068	1:36.284	9	3.544	1:36.593	1	4.739	1:37.105	1	3.942	1:35.349	1	4.404	1:36.215
14	3.758	1:35.126	14	4.690	1:36.823	14	5.140	1:36.340	14	4.815	1:35.821	14	5.333	1:36.271
22	7.801	1:37.330	22	8.479	1:36.569	22	9.317	1:36.728	22	9.834	1:36.663	22	10.987	1:36.906
10	16.247	1:36.852	10	18.130	1:37.774	10	19.252	1:37.012	10	20.625	1:37.519	10	22.013	1:37.141
50	23.911	1:38.560	50	27.048	1:39.028	50	30.624	1:39.466	50	33.159	1:38.681	50	36.355	1:38.949
33	30.682	1:38.588	33	33.584	1:38.793	33	36.495	1:38.801	33	39.278	1:38.929	33	42.508	1:38.983
32	59.454	1:44.426	32	1:07.461	1:43.898	32	1:15.400	1:43.829	32	1:22.733	1:43.479	63	1:34.359	1:45.319
63	1:01.928	1:46.278	63	1:09.327	1:43.290	63	1:17.129	1:43.692	63	1:24.793	1:43.810			

**Dunlop Sport Maxx Production Cup**  
**RACE 5 - LAP CHART**

Lap 11			Lap 12			Lap 13		
No	Behind	Laptime	No	Behind	Laptime	No	Behind	Laptime
8		1:35.945	8		1:36.794	8		1:36.101
32	1 LAP	1:49.760	1	2.971	1:35.390	1	1.774	1:34.904
1	4.375	1:35.916	9	4.881	1:35.766	14	6.485	1:35.908
9	5.909	1:37.698	14	6.678	1:37.241	9	12.839	1:44.059
14	6.231	1:36.843	22	14.224	1:39.341	22	18.722	1:40.599
22	11.677	1:36.635	63	1 LAP	1:54.662	10	27.460	1:38.578
10	23.781	1:37.713	10	24.983	1:37.996	63	1 LAP	2:02.988
50	39.337	1:38.927	32	1 LAP	2:05.435	50	44.801	1:39.564
33	45.258	1:38.695	50	41.338	1:38.795	32	1 LAP	1:56.337
			33	47.217	1:38.753	33	50.574	1:39.458

# Dunlop Sport Maxx Production Cup

## RACE 10 - GRID

ROW 6	40	Chris OAKMAN		
ROW 5	32	Christina HOLLEY	63	Dan MALONE
ROW 4	33	Abbie EATON	50	Peter WHINNEY
ROW 3	10	James CORTE	22	Simon SHAW
ROW 2	9	John ALLISON	14	Adrian CHURCHILL
ROW 1	1	Leyton CLARKE	8	Martin WALLBANK
<b>Pole</b>				
				

Rockingham International  
Circuit Length = 1.9400 miles

Clerk of Course :

Timekeeper :

# Mini Challenge

## RACE 6 - CLASSIFICATION

POS	NO	CL	NAME	ENTRY	LAPS	TIME	GAP	DIFF	MPH	BEST	ON
1	70	S	Ollie MORTIMER	Mini Cooper S 1600cc	13	20:52.825			72.46	1:34.685	3
2	7	S	Arthur FORSTER	Mini Cooper S 1600cc	13	20:53.506	0.681	0.681	72.42	1:34.626	3
3	12	S	Jack STANFORD	Mini Cooper S 1600cc	13	20:55.345	2.520	1.839	72.32	1:35.062	4
4	5	S	Phil HOUSE	Mini Cooper S 1600cc	13	21:02.326	9.501	6.981	71.92	1:36.079	7
5	26	S	Lee ALLEN	Mini Cooper S 1600cc	13	21:02.775	9.950	0.449	71.89	1:35.423	3
6	66	S	Steve LIQUORISH	Mini Cooper S 1600cc	13	21:10.122	17.297	7.347	71.48	1:35.771	3
7	17	S	Carl BENNETT	Mini Cooper S 1600cc	13	21:11.678	18.853	1.556	71.39	1:36.076	3
8	50	S	Jason RICHARDSON	Mini Cooper S 1600cc	13	21:12.113	19.288	0.435	71.37	1:35.530	4
9	4	S	Shaun KING	Mini Cooper S 1600cc	13	21:18.741	25.916	6.628	71.00	1:35.858	5
10	23	S	Chris PANAYIOTOU	Mini Cooper S 1600cc	13	21:19.243	26.418	0.502	70.97	1:36.804	9
11	33	S	Laurence SAIT	Mini Cooper S 1600cc	13	21:19.510	26.685	0.267	70.95	1:36.999	9
12	97	S	Roger GRIMSHAW	Mini Cooper S 1600cc	13	22:28.297	1:35.472	1:08.787	67.33	1:39.826	6
13	6	C	Joey POWIS	MINI Cooper 1600cc	13	22:33.516	1:40.691	5.219	67.07	1:42.663	12
14	55	C	James BLYTH	Mini Cooper 1600cc	12	20:51.529	1 lap	1 lap	66.96	1:42.829	7
15	57	C	Nick BOOTH	Mini Cooper 1600cc	12	21:05.103	1 lap	13.574	66.24	1:43.510	5
16	77	C	Nigel JOHNSON	Mini Cooper 1600cc	12	21:05.392	1 lap	0.289	66.23	1:43.632	5
17	19	C	Sarah PARSONS	Mini Cooper 1600cc	12	21:08.949	1 lap	3.557	66.04	1:43.671	3
18	1	S	Martin DEPPER	Mini Cooper S 1600cc	12	21:14.981	1 lap	6.032	65.73	1:35.914	6
19	9	C	Kevin OCONNOR	MINI Cooper 1600cc	12	21:26.762	1 lap	11.781	65.13	1:45.432	6
20	76	C	Rob LADBROOK	Mini Cooper 1600cc	12	21:35.919	1 lap	9.157	64.67	1:45.474	7
21	3	C	Roger BATES	MINI Cooper 1600cc	11	21:55.642	2 laps	1 lap	58.39	1:56.054	8

### NOT CLASSIFIED

DNF	2	C	Luke CAUDLE	MINI Cooper 1600cc	1	2:24.956	12 laps	10 laps	48.17
-----	---	---	-------------	--------------------	---	----------	---------	---------	-------

### FASTEST LAP

7	S	Arthur FORSTER	Mini Cooper S 1600cc	3	1:34.626	73.80 mph	118.77 kph
6	C	Joey POWIS	MINI Cooper 1600cc	12	1:42.663	68.02 mph	109.48 kph

Weather / Track : Bright / Dry

These results are provisional until the conclusion of any judicial and technical matters.

Rockingham International  
Circuit Length = 1.9400 miles  
Start: 16:38 End: 17:02

Clerk of Course :

Timekeeper :

# Mini Challenge

## RACE 6 - LAP CHART

Lap 1			Lap 2			Lap 3			Lap 4			Lap 5		
No	Behind	Laptime	No	Behind	Laptime	No	Behind	Laptime	No	Behind	Laptime	No	Behind	Laptime
5		1:41.677	12		1:35.662	12		1:35.175	12		1:35.062	12		1:35.104
12	0.274	1:40.948	5	1.305	1:37.241	70	0.986	1:34.685	70	0.826	1:34.902	70	0.797	1:35.075
70	0.691	1:41.816	70	1.476	1:36.721	7	1.326	1:34.626	7	1.452	1:35.188	7	1.392	1:35.044
7	1.061	1:41.577	7	1.875	1:36.750	5	2.430	1:36.300	26	4.292	1:36.615	26	5.371	1:36.183
26	1.622	1:41.741	26	2.491	1:36.805	26	2.739	1:35.423	5	4.675	1:37.307	5	5.822	1:36.251
66	3.122	1:42.975	66	3.120	1:35.934	66	3.716	1:35.771	66	5.048	1:36.394	66	7.976	1:38.032
50	3.454	1:44.402	50	5.128	1:37.610	50	5.636	1:35.683	50	6.104	1:35.530	50	8.208	1:37.208
4	4.055	1:43.297	17	5.536	1:36.932	17	6.437	1:36.076	17	7.858	1:36.483	17	9.183	1:36.429
17	4.540	1:43.916	23	6.810	1:37.980	4	8.796	1:37.120	4	9.679	1:35.945	3	1 LAP	1:59.730
23	4.766	1:44.003	4	6.851	1:38.732	23	9.418	1:37.783	23	11.717	1:37.361	4	10.433	1:35.858
1	4.821	1:46.398	33	7.466	1:38.206	33	9.818	1:37.527	33	12.438	1:37.682	23	13.774	1:37.161
33	5.196	1:44.036	6	17.550	1:43.952	6	25.906	1:43.531	1	1 LAP	2:32.210	1	1 LAP	1:35.965
6	9.534	1:47.629	55	18.113	1:43.769	55	26.457	1:43.519	6	34.218	1:43.374	33	14.777	1:37.443
55	10.280	1:48.040	77	20.247	1:45.043	77	30.453	1:45.381	55	34.844	1:43.449	6	42.163	1:43.049
77	11.140	1:48.421	57	20.896	1:44.831	57	30.655	1:44.934	57	39.766	1:44.173	55	42.805	1:43.065
57	12.001	1:49.582	9	24.187	1:46.571	19	33.038	1:43.671	77	40.442	1:45.051	57	48.172	1:43.510
9	13.552	1:49.983	19	24.542	1:46.500	9	35.053	1:46.041	19	42.586	1:44.610	77	48.970	1:43.632
19	13.978	1:50.182	76	26.736	1:47.124	76	39.742	1:48.181	9	45.545	1:45.554	19	51.629	1:44.147
76	15.548	1:52.097	97	35.707	1:43.534	97	41.550	1:41.018	97	47.470	1:40.982	97	53.123	1:40.757
97	28.109	2:05.740	1	51.347	2:22.462 P	3	1:20.195	2:00.208	76	52.409	1:47.729	9	56.564	1:46.123
3	28.841	2:04.428	3	55.162	2:02.257							76	1:03.491	1:46.186
2	41.022	2:17.362 P												



# Mini Challenge

## RACE 6 - LAP CHART

Lap 6			Lap 7			Lap 8			Lap 9			Lap 10		
No	Behind	Laptime	No	Behind	Laptime	No	Behind	Laptime	No	Behind	Laptime	No	Behind	Laptime
12		1:35.591	12		1:35.357	12		1:36.437	70		1:36.062	70		1:36.731
70	0.684	1:35.478	70	0.391	1:35.064	70	0.383	1:36.429	12	0.424	1:36.869	9	1 LAP	1:46.324
7	1.087	1:35.286	7	0.906	1:35.176	7	3.474	1:39.005	7	2.699	1:35.670	12	0.429	1:36.736
26	5.780	1:36.000	26	6.510	1:36.087	26	6.373	1:36.300	5	7.151	1:36.808	7	1.244	1:35.276
5	6.346	1:36.115	5	7.068	1:36.079	5	6.788	1:36.157	26	7.427	1:37.499	5	6.968	1:36.548
50	11.237	1:38.620	66	13.456	1:37.196	66	13.652	1:36.633	66	14.132	1:36.925	76	1 LAP	1:47.714
66	11.617	1:39.232	17	14.712	1:38.180	17	14.823	1:36.548	17	14.794	1:36.416	26	7.937	1:37.241
17	11.889	1:38.297	50	15.230	1:39.350	50	15.366	1:36.573	50	15.368	1:36.447	66	14.196	1:36.795
4	12.359	1:37.517	4	15.956	1:38.954	4	17.244	1:37.725	4	18.947	1:38.148	17	14.752	1:36.689
1	1 LAP	1:37.194	1	1 LAP	1:35.914	1	1 LAP	1:37.608	1	1 LAP	1:37.996	50	15.335	1:36.698
23	16.432	1:38.249	33	18.398	1:37.150	23	19.311	1:36.910	23	19.670	1:36.804	1	1 LAP	1:36.566
33	16.605	1:37.419	23	18.838	1:37.763	33	19.510	1:37.549	33	20.064	1:36.999	4	20.078	1:37.862
3	1 LAP	1:57.025	3	1 LAP	1:57.729	6	1:04.870	1:44.142	6	1:11.621	1:43.196	23	20.465	1:37.526
6	49.391	1:42.819	6	57.165	1:43.131	55	1:05.469	1:43.985	97	1:11.797	1:41.402	33	20.727	1:37.394
55	50.449	1:43.235	55	57.921	1:42.829	97	1:06.840	1:40.363	55	1:12.858	1:43.834	97	1:17.696	1:42.630
57	56.463	1:43.882	97	1:02.914	1:40.913	57	1:13.178	1:44.087	57	1:20.773	1:44.040	6	1:18.776	1:43.886
97	57.358	1:39.826	57	1:05.528	1:44.422	3	1 LAP	1:56.652	77	1:22.650	1:44.793	55	1:19.233	1:43.106
77	58.403	1:45.024	77	1:06.739	1:43.693	77	1:14.302	1:44.000	19	1:27.036	1:44.362	57	1:28.364	1:44.322
19	1:00.633	1:44.595	19	1:11.098	1:45.822	19	1:19.119	1:44.458	3	1 LAP	1:56.054	77	1:30.762	1:44.843
9	1:06.405	1:45.432	9	1:16.854	1:45.806	9	1:27.274	1:46.857				19	1:34.873	1:44.568
76	1:13.678	1:45.778	76	1:23.795	1:45.474	76	1:33.130	1:45.772						


# Mini Challenge

## RACE 6 - LAP CHART

Lap 11			Lap 12			Lap 13		
No	Behind	Laptime	No	Behind	Laptime	No	Behind	Laptime
70		1:35.271	70		1:36.199	70		1:35.583
12	1.197	1:36.039	7	0.912	1:35.625	7	0.681	1:35.352
7	1.486	1:35.513	12	1.760	1:36.762	12	2.520	1:36.343
5	8.118	1:36.421	57	1 LAP	1:45.514	5	9.501	1:36.959
26	9.183	1:36.517	77	1 LAP	1:44.448	26	9.950	1:36.692
9	1 LAP	1:47.949	19	1 LAP	1:44.352	57	1 LAP	1:45.453
66	16.015	1:37.090	5	8.125	1:36.206	77	1 LAP	1:44.410
17	16.254	1:36.773	26	8.841	1:35.857	19	1 LAP	1:43.952
50	17.057	1:36.993	66	16.559	1:36.743	66	17.297	1:36.321
1	1 LAP	1:37.381	17	17.795	1:37.740	17	18.853	1:36.641
4	21.984	1:37.177	50	18.162	1:37.304	50	19.288	1:36.709
3	2 LAPS	2:00.633	1	1 LAP	1:36.423	1	1 LAP	1:36.507
76	1 LAP	1:49.703	4	23.085	1:37.300	4	25.916	1:38.414
23	22.380	1:37.186	23	23.467	1:37.286	23	26.418	1:38.534
33	23.038	1:37.582	9	1 LAP	1:46.580	33	26.685	1:37.849
97	1:24.078	1:41.653	33	24.419	1:37.580	9	1 LAP	1:46.039
6	1:26.383	1:42.878	76	1 LAP	1:46.780	76	1 LAP	1:45.996
55	1:26.956	1:42.994	3	2 LAPS	1:56.056	3	2 LAPS	1:56.523
			97	1:28.847	1:40.968	97	1:35.472	1:42.208
			6	1:32.847	1:42.663	6	1:40.691	1:43.427
			55	1:34.287	1:43.530			

# Mini Challenge

## RACE 9 - GRID

ROW 11	2 Luke CAUDLE	3 Roger BATES
ROW 10	76 Rob LADBROOK	9 Kevin OCONNOR
ROW 9	1 Martin DEPPER	19 Sarah PARSONS
ROW 8	77 Nigel JOHNSON	57 Nick BOOTH
ROW 7	55 James BLYTH	6 Joey POWIS
ROW 6	97 Roger GRIMSHAW	33 Laurence SAIT
ROW 5	23 Chris PANAYIOTOU	4 Shaun KING
ROW 4	50 Jason RICHARDSON	17 Carl BENNETT
ROW 3	66 Steve LIQUORISH	26 Lee ALLEN
ROW 2	5 Phil HOUSE	12 Jack STANFORD
ROW 1	7 Arthur FORSTER	70 Ollie MORTIMER
<b>Pole</b>		
		

Rockingham International  
Circuit Length = 1.9400 miles

**These results are provisional until the conclusion of any judicial and technical matters.**

Clerk of Course :		Timekeeper :
-------------------	--	--------------

# Radical Club Cup

## RACE 7 - CLASSIFICATION

POS	NO	CL	NAME	ENTRY	LAPS	TIME	GAP	DIFF	MPH	BEST	ON
1	3	I	Jonathan WRIGHT	Radical PR6	15	20:18.048			86.00	1:19.800	4
2	7	I	Darren LUKE	Radical PR6	15	20:25.166	7.118	7.118	85.50	1:19.361	5
3	19	I	Gary KANE	Radical PR6	15	20:26.503	8.455	1.337	85.41	1:20.707	2
4	12	S	Steve BURGESS	Radical SR3	15	20:43.584	25.536	17.081	84.23	1:20.225	10
5	24	I	Paul STEELE	Radical SR3	15	20:44.355	26.307	0.771	84.18	1:21.290	10
6	30	S	David THORBURN	Radical	15	20:48.739	30.691	4.384	83.89	1:20.969	5
7	18	S	Charles LOUGHRAN	Radical SR3	15	20:53.814	35.766	5.075	83.55	1:21.136	6
8	37	I	Bill HENDERSON	Radical SR3	15	21:12.840	54.792	19.026	82.30	1:23.383	9
9	15	S	Richard CARVER	Radical SR3	15	21:30.951	1:12.903	18.111	81.14	1:23.298	15
10	47	S	Gary MARSH	Radical SR3	15	21:32.572	1:14.524	1.621	81.04	1:24.133	12
11	46	I	Sheridan BELL	Radical Prosport	15	21:43.998	1:25.950	11.426	80.33	1:25.417	8
12	55	B	Rachel DAVIES	Radical SR4	14	20:19.283	1 lap	1 lap	80.19	1:25.364	7
13	26	C	Mark BOOT	Radical Clubsport	14	20:20.392	1 lap	1.109	80.11	1:25.373	6
14	21	S	Paul MCCLUGHAN	Radical SR3	14	20:23.590	1 lap	3.198	79.90	1:22.875	8
15	13	C	Simon GARMSTON	Radical Clubsport	14	20:36.597	1 lap	13.007	79.06	1:25.857	5
16	71	S	Tony MAISEY	Radical SR3	14	20:42.735	1 lap	6.138	78.67	1:23.249	13
17	5	C	Mark ABBOTT	Radical Clubsport	14	20:43.513	1 lap	0.778	78.62	1:26.650	5
18	44	S	Barry MARKS	Radical PR6	14	20:55.906	1 lap	12.393	77.85	1:26.391	4
19	88	B	James COOK	Radical SR4	14	21:24.368	1 lap	28.462	76.12	1:28.749	7
20	11	C	Ian CHARLES	Radical Clubsport	13	20:34.715	2 laps	1 lap	73.53	1:30.533	5
21	78	S	Peter BROWN	Radical Clubsport	13	21:20.340	2 laps	45.625	70.91	1:34.997	3

### NOT CLASSIFIED

DNF	16	S	Colin MILLAR	Radical PR6	14	19:20.735	1 lap	0.000	84.23	1:21.410	10
DNF	61	I	Nigel PLACE	Radical PR6	10	13:48.579	5 laps	4 laps	84.28	1:21.608	9

### FASTEST LAP

7	I	Darren LUKE	Radical PR6	5	1:19.361	88.00 mph	141.62 kph
12	S	Steve BURGESS	Radical SR3	10	1:20.225	87.05 mph	140.10 kph
55	B	Rachel DAVIES	Radical SR4	7	1:25.364	81.81 mph	131.66 kph
26	C	Mark BOOT	Radical Clubsport	6	1:25.373	81.80 mph	131.65 kph

Weather / Track : Bright / Dry

These results are provisional until the conclusion of any judicial and technical matters.

Rockingham International  
Circuit Length = 1.9400 miles  
Start: 17:10 End: 17:32

Clerk of Course :	Timekeeper :
-------------------	--------------

# Radical Club Cup

## RACE 7 - LAP CHART

Lap 1			Lap 2			Lap 3			Lap 4			Lap 5		
No	Behind	Laptime	No	Behind	Laptime	No	Behind	Laptime	No	Behind	Laptime	No	Behind	Laptime
3		1:24.190	3		1:20.034	3		1:20.266	3		1:19.800	3		1:20.526
19	2.085	1:25.523	19	2.758	1:20.707	19	3.640	1:21.148	19	5.097	1:21.257	19	6.121	1:21.550
61	2.777	1:26.889	61	5.049	1:22.306	61	6.867	1:22.084	7	8.161	1:20.068	7	6.996	1:19.361
24	3.286	1:26.640	24	5.478	1:22.226	24	7.492	1:22.280	61	9.394	1:22.327	61	10.954	1:22.086
16	3.509	1:27.104	16	5.799	1:22.324	7	7.893	1:19.732	24	9.927	1:22.235	24	11.422	1:22.021
37	5.671	1:28.596	7	8.427	1:21.309	16	8.260	1:22.727	16	10.744	1:22.284	16	11.947	1:21.729
12	6.004	1:28.756	37	10.043	1:24.406	18	13.467	1:22.569	18	15.640	1:21.973	18	17.279	1:22.165
18	7.143	1:29.800	12	10.444	1:24.474	37	14.372	1:24.595	12	16.140	1:21.389	12	18.170	1:22.556
7	7.152	1:27.307	18	11.164	1:24.055	12	14.551	1:24.373	30	18.585	1:22.934	30	19.028	1:20.969
46	9.055	1:31.013	30	13.260	1:23.566	30	15.451	1:22.457	37	19.289	1:24.717	37	22.483	1:23.720
30	9.728	1:32.211	46	15.708	1:26.687	46	21.448	1:26.006	46	27.070	1:25.422	46	32.335	1:25.791
47	11.765	1:33.372	47	18.575	1:26.844	47	24.284	1:25.975	55	30.387	1:25.553	55	35.376	1:25.515
5	12.733	1:34.466	55	19.354	1:25.537	55	24.634	1:25.546	47	31.033	1:26.549	21	36.260	1:25.356
15	13.386	1:34.833	15	19.965	1:26.613	21	25.735	1:24.956	21	31.430	1:25.495	47	36.841	1:26.334
55	13.851	1:33.898	21	21.045	1:26.660	15	26.484	1:26.785	15	32.028	1:25.344	15	37.225	1:25.723
21	14.419	1:35.593	5	21.913	1:29.214	26	29.105	1:27.307	26	35.489	1:26.184	26	40.492	1:25.529
26	14.814	1:35.787	26	22.064	1:27.284	5	29.891	1:28.244	13	36.704	1:25.968	13	42.035	1:25.857
13	15.279	1:36.431	13	22.775	1:27.530	13	30.536	1:28.027	5	38.110	1:28.019	5	44.234	1:26.650
11	17.062	1:37.348	88	29.042	1:29.149	88	37.756	1:28.980	44	46.402	1:26.391	44	53.707	1:27.831
88	19.927	1:40.849	11	29.639	1:32.611	44	39.811	1:28.548	88	47.938	1:29.982	88	58.143	1:30.731
78	21.400	1:42.137	44	31.529	1:29.818	11	41.237	1:31.864	11	53.497	1:32.060	11	1:03.504	1:30.533
44	21.745	1:43.038	78	36.965	1:35.599	78	51.696	1:34.997	71	1:07.406	1:28.113	71	1:11.952	1:25.072
71	44.407	2:05.037	71	53.151	1:28.778	71	59.093	1:26.208	78	1:09.650	1:37.754			

# Radical Club Cup

## RACE 7 - LAP CHART

Lap 6			Lap 7			Lap 8			Lap 9			Lap 10		
No	Behind	Laptime	No	Behind	Laptime	No	Behind	Laptime	No	Behind	Laptime	No	Behind	Laptime
3		1:21.733	3		1:21.229	3		1:20.376	3		1:21.205	3		1:20.799
78	1 LAP	1:37.612	7	5.910	1:21.613	19	7.029	1:21.397	71	1 LAP	1:25.269	71	1 LAP	1:23.994
19	5.351	1:20.963	19	6.008	1:21.886	7	7.427	1:21.893	88	1 LAP	1:31.853	19	7.317	1:21.289
7	5.526	1:20.263	61	12.421	1:22.266	61	13.927	1:21.882	19	6.827	1:21.003	7	7.721	1:21.388
61	11.384	1:22.163	24	13.497	1:22.711	11	1 LAP	1:37.685	7	7.132	1:20.910	61	16.324	1:22.793
24	12.015	1:22.326	16	13.908	1:22.928	16	15.601	1:22.069	61	14.330	1:21.608	88	1 LAP	1:31.814
16	12.209	1:21.995	18	18.634	1:23.181	24	16.141	1:23.020	16	16.518	1:22.122	16	17.129	1:21.410
18	16.682	1:21.136	12	18.684	1:22.501	12	18.781	1:20.473	24	17.520	1:22.584	24	18.011	1:21.290
12	17.412	1:20.975	30	20.776	1:23.331	18	20.570	1:22.312	12	19.122	1:21.546	12	18.548	1:20.225
30	18.674	1:21.379	78	1 LAP	1:42.326	30	21.792	1:21.392	18	21.198	1:21.833	18	21.596	1:21.197
37	24.543	1:23.793	37	27.244	1:23.930	37	32.095	1:25.227	30	22.142	1:21.555	30	22.927	1:21.584
46	36.724	1:26.122	21	41.336	1:23.585	78	1 LAP	1:37.938	11	1 LAP	1:37.063	37	37.414	1:23.940
21	38.980	1:24.453	46	41.767	1:26.272	21	43.835	1:22.875	37	34.273	1:23.383	11	1 LAP	1:36.718
55	39.829	1:26.186	55	43.964	1:25.364	46	46.808	1:25.417	21	45.793	1:23.163	21	48.056	1:23.062
47	40.222	1:25.114	47	44.202	1:25.209	47	48.373	1:24.547	46	52.681	1:27.078	47	57.406	1:24.730
15	40.827	1:25.335	15	44.997	1:25.399	15	50.511	1:25.890	47	53.475	1:26.307	46	57.690	1:25.808
26	44.132	1:25.373	26	48.852	1:25.949	55	50.809	1:27.221	15	53.883	1:24.577	15	58.307	1:25.223
13	46.498	1:26.196	13	51.345	1:26.076	26	54.113	1:25.637	55	56.475	1:26.871	55	1:01.856	1:26.180
5	49.268	1:26.767	5	55.722	1:27.683	13	57.528	1:26.559	26	58.937	1:26.029	26	1:03.970	1:25.832
44	59.610	1:27.636	44	1:04.923	1:26.542	5	1:02.798	1:27.452	78	1 LAP	1:38.495	13	1:09.387	1:27.346
88	1:07.554	1:31.144	88	1:15.074	1:28.749	44	1:13.239	1:28.692	13	1:02.840	1:26.517	78	1 LAP	1:35.311
71	1:16.185	1:25.966	71	1:19.318	1:24.362				5	1:09.439	1:27.846	5	1:16.580	1:27.940
11	1:18.405	1:36.634							44	1:19.586	1:27.552			

# Radical Club Cup

## RACE 7 - LAP CHART

Lap 11			Lap 12			Lap 13			Lap 14			Lap 15		
No	Behind	Laptime	No	Behind	Laptime	No	Behind	Laptime	No	Behind	Laptime	No	Behind	Laptime
3		1:21.199	3		1:22.154	3		1:20.348	3		1:20.342	3		1:21.750
44	1 LAP	1:27.638	5	1 LAP	1:29.172	13	1 LAP	1:28.651	11	2 LAPS	1:32.188	55	1 LAP	1:27.144
19	6.947	1:20.829	7	5.815	1:20.748	7	5.946	1:20.479	7	7.312	1:21.708	26	1 LAP	1:26.956
7	7.221	1:20.699	19	6.531	1:21.738	19	8.138	1:21.955	19	9.256	1:21.460	21	1 LAP	1:37.862
71	1 LAP	1:25.083	78	2 LAPS	1:37.677	5	1 LAP	1:28.409	13	1 LAP	1:29.310	7	7.118	1:21.556
16	18.711	1:22.781	44	1 LAP	1:27.658	71	1 LAP	1:26.155	5	1 LAP	1:28.013	19	8.455	1:20.949
24	19.569	1:22.757	71	1 LAP	1:23.689	44	1 LAP	1:27.377	71	1 LAP	1:23.249	11	2 LAPS	1:34.460
12	19.814	1:22.465	16	18.063	1:21.506	16	19.398	1:21.683	16	24.437	1:25.381 P	13	1 LAP	1:29.306
18	23.252	1:22.855	24	19.516	1:22.101	24	22.044	1:22.876	24	24.719	1:23.017	71	1 LAP	1:26.103
30	24.177	1:22.449	12	19.765	1:22.105	12	22.278	1:22.861	12	24.908	1:22.972	5	1 LAP	1:29.084
88	1 LAP	1:33.976	18	22.959	1:21.861	30	25.844	1:22.715	44	1 LAP	1:29.406	12	25.536	1:22.378
37	40.670	1:24.455	30	23.477	1:21.454	18	29.366	1:26.755	30	27.788	1:22.286	24	26.307	1:23.338
21	51.948	1:25.091	88	1 LAP	1:28.988	78	2 LAPS	1:40.111	18	34.087	1:25.063	30	30.691	1:24.653
11	1 LAP	1:33.766	37	42.493	1:23.977	88	1 LAP	1:29.457	78	2 LAPS	1:36.938	18	35.766	1:23.429
47	1:00.530	1:24.323	21	57.628	1:27.834	37	46.174	1:24.029	37	51.068	1:25.236	44	1 LAP	1:32.785
15	1:00.837	1:23.729	47	1:02.509	1:24.133	47	1:07.396	1:25.235	88	1 LAP	1:33.883	37	54.792	1:25.474
46	1:02.034	1:25.543	15	1:02.720	1:24.037	15	1:07.625	1:25.253	47	1:11.298	1:24.244	78	2 LAPS	1:37.895
55	1:06.614	1:25.957	46	1:06.279	1:26.399	21	1:09.772	1:32.492	15	1:11.355	1:24.072	88	1 LAP	1:29.448
26	1:08.187	1:25.416	55	1:10.686	1:26.226	46	1:14.038	1:28.107	46	1:20.986	1:27.290	15	1:12.903	1:23.298
13	1:15.876	1:27.688	26	1:12.053	1:26.020	55	1:16.183	1:25.845				47	1:14.524	1:24.976
			11	1 LAP	1:35.784	26	1:17.480	1:25.775				46	1:25.950	1:26.714

# BMW CSL Cup

## QUALIFYING - RACE 8 - CLASSIFICATION

POS	NO	CL	NAME	ENTRY	TIME	ON	LAPS	GAP	DIFF	MPH
1	24	I	Martin WEBB	BMW E46 M3	1:26.528	8	13			80.71
2	3		Dan STRINGFELLOW	BMW	1:28.878	8	12	2.350	2.350	78.57
3	25	I	Garrie WHITTAKER	BMW E30 M3	1:29.275	10	13	2.747	0.397	78.22
4	5		Jamie MARTIN	BMW E46 M3	1:30.734	7	12	4.206	1.459	76.97
5	22		Geoffrey STEEL	BMW E46 M3	1:31.134	8	11	4.606	0.400	76.63
6	23	I	Keith WEBSTER	BMW E46 M3	1:32.681	11	13	6.153	1.547	75.35
7	4	S	John HARRISON	BMW E46 M3	1:32.879	5	6	6.351	0.198	75.19
8	20	I	Anthony HOWARTH	BMW E36 M3	1:33.462	6	10	6.934	0.583	74.72
9	8	S	Darren HUMPHREYS	BMW E46 M3	1:42.488	10	10	15.960	9.026	68.14
10	21	S	Stuart CLARKE	BMW E46 M3	1:42.554	3	7	16.026	0.066	68.10
11	99		John THORNE	BMW E46 M3	1:42.697	3	6	16.169	0.143	68.00
12	56	I	Adrian WATT	BMW		0	1			

**CAR 4 - TRANSPONDER NOT WORKING FIX OR YOU WILL BE IGNORED IN THE RACE**

Weather / Track : Bright / Dry

These results are provisional until the conclusion of any judicial and technical matters.

Rockingham International  
Circuit Length = 1.9400 miles  
Start: 17:36 End: 17:57

Clerk of Course :

Timekeeper :



# BMW CSL Cup

## QUALIFYING - RACE 8 - LAP ANALYSIS

<b>3</b>	<b>Dan STRINGFELLOW</b>		<b>BMW</b>				
1 -	1:44.876	+ 15.998	17:38:02.494	7 -	1:29.755	+ 0.877	17:47:19.184
2 -	1:39.912	+ 11.034	17:39:42.406	8 -	<b>1:28.878</b>		<b>17:48:48.062</b>
3 -	1:37.051	+ 8.173	17:41:19.457	9 -	1:29.557	+ 0.679	17:50:17.619
4 -	1:31.132	+ 2.254	17:42:50.589	10 -	1:31.339 P	+ 2.461	17:51:48.958
5 -	1:29.344	+ 0.466	17:44:19.933	11 -	3:46.585	+ 2:17.707	17:55:35.543
6 -	1:29.496	+ 0.618	17:45:49.429	12 -	1:29.424	+ 0.546	17:57:04.967
<b>4</b>	<b>John HARRISON</b>		<b>BMW E46 M3</b>				
1 -	1:46.237	+ 13.358	17:40:09.286	4 -	1:33.910	+ 1.031	17:50:43.475
2 -	2:27.963 P	+ 55.084	17:42:37.249	5 -	<b>1:32.879</b>		<b>17:52:16.354</b>
3 -	6:32.316	+ 4:59.437	17:49:09.565	6 -	2:45.283 P	+ 1:12.404	17:55:01.637
<b>5</b>	<b>Jamie MARTIN</b>		<b>BMW E46 M3</b>				
1 -	1:45.600	+ 14.866	17:38:04.467	7 -	<b>1:30.734</b>		<b>17:47:33.478</b>
2 -	1:40.166	+ 9.432	17:39:44.633	8 -	1:31.130	+ 0.396	17:49:04.608
3 -	1:42.355	+ 11.621	17:41:26.988	9 -	1:31.414	+ 0.680	17:50:36.022
4 -	1:32.493	+ 1.759	17:42:59.481	10 -	1:32.079	+ 1.345	17:52:08.101
5 -	1:31.957	+ 1.223	17:44:31.438	11 -	1:32.266	+ 1.532	17:53:40.367
6 -	1:31.306	+ 0.572	17:46:02.744	12 -	1:41.279 P	+ 10.545	17:55:21.646
<b>8</b>	<b>Darren HUMPHREYS</b>		<b>BMW E46 M3</b>				
1 -	2:21.696	+ 39.208	17:38:51.856	6 -	4:20.666	+ 2:38.178	17:50:40.350
2 -	2:00.978	+ 18.490	17:40:52.834	7 -	1:43.333	+ 0.845	17:52:23.683
3 -	1:47.884	+ 5.396	17:42:40.718	8 -	1:44.332	+ 1.844	17:54:08.015
4 -	1:48.067	+ 5.579	17:44:28.785	9 -	1:43.625	+ 1.137	17:55:51.640
5 -	1:50.899 P	+ 8.411	17:46:19.684	10 -	<b>1:42.488</b>		<b>17:57:34.128</b>
<b>20</b>	<b>Anthony HOWARTH</b>		<b>BMW E36 M3</b>				
1 -	1:46.892	+ 13.430	17:38:06.560	6 -	<b>1:33.462</b>		<b>17:48:47.753</b>
2 -	1:38.457	+ 4.995	17:39:45.017	7 -	1:33.830	+ 0.368	17:50:21.583
3 -	1:35.707	+ 2.245	17:41:20.724	8 -	1:33.788	+ 0.326	17:51:55.371
4 -	1:35.896 P	+ 2.434	17:42:56.620	9 -	1:43.417 P	+ 9.955	17:53:38.788
5 -	4:17.671	+ 2:44.209	17:47:14.291	10 -	2:54.379	+ 1:20.917	17:56:33.167
<b>21</b>	<b>Stuart CLARKE</b>		<b>BMW E46 M3</b>				
1 -	2:41.536 P	+ 58.982	17:39:10.479	5 -	1:45.942	+ 3.388	17:52:16.639
2 -	7:49.990	+ 6:07.436	17:47:00.469	6 -	1:45.253	+ 2.699	17:54:01.892
3 -	<b>1:42.554</b>		<b>17:48:43.023</b>	7 -	2:02.427 P	+ 19.873	17:56:04.319
4 -	1:47.674	+ 5.120	17:50:30.697				
<b>22</b>	<b>Paul WHITE</b>		<b>BMW E46 M3</b>				
1 -	1:57.104	+ 25.970	17:38:21.782	7 -	1:31.984	+ 0.850	17:47:53.823
2 -	1:45.025	+ 13.891	17:40:06.807	8 -	<b>1:31.134</b>		<b>17:49:24.957</b>
3 -	1:36.411	+ 5.277	17:41:43.218	9 -	1:31.942 P	+ 0.808	17:50:56.899
4 -	1:33.351	+ 2.217	17:43:16.569	10 -	3:47.649	+ 2:16.515	17:54:44.548
5 -	1:32.786	+ 1.652	17:44:49.355	11 -	1:31.761	+ 0.627	17:56:16.309
6 -	1:32.484	+ 1.350	17:46:21.839				
<b>23</b>	<b>Keith WEBSTER</b>		<b>BMW E46 M3</b>				
1 -	1:52.661	+ 19.980	17:38:15.749	8 -	1:32.872	+ 0.191	17:49:34.402
2 -	1:43.306	+ 10.625	17:39:59.055	9 -	1:33.093	+ 0.412	17:51:07.495
3 -	1:39.113	+ 6.432	17:41:38.168	10 -	1:33.306	+ 0.625	17:52:40.801
4 -	1:36.767	+ 4.086	17:43:14.935	11 -	<b>1:32.681</b>		<b>17:54:13.482</b>
5 -	1:37.736	+ 5.055	17:44:52.671	12 -	1:33.983	+ 1.302	17:55:47.465
6 -	1:34.480	+ 1.799	17:46:27.151	13 -	1:33.325	+ 0.644	17:57:20.790
7 -	1:34.379	+ 1.698	17:48:01.530				
<b>24</b>	<b>Martin WEBB</b>		<b>BMW E46 M3</b>				
1 -	1:31.415	+ 4.887	17:39:30.121	8 -	<b>1:26.528</b>		<b>17:49:44.165</b>
2 -	1:29.838	+ 3.310	17:40:59.959	9 -	1:26.765	+ 0.237	17:51:10.930
3 -	1:28.981	+ 2.453	17:42:28.940	10 -	1:27.057	+ 0.529	17:52:37.987
4 -	1:27.184	+ 0.656	17:43:56.124	11 -	1:26.785	+ 0.257	17:54:04.772

CAR 4 - TRANSPONDER NOT WORKING FIX OR YOU WILL BE IGNORED IN THE RACE

Weather / Track : Bright / Dry

# BMW CSL Cup


## QUALIFYING - RACE 8 - LAP ANALYSIS

5 -	1:26.598	+ 0.070	17:45:22.722	12 -	1:28.838	+ 2.310	17:55:33.610
6 -	1:27.597	+ 1.069	17:46:50.319	13 -	1:27.412	+ 0.884	17:57:01.022
7 -	1:27.318	+ 0.790	17:48:17.637				
<b>25</b>	<b>Garrie WHITTAKER</b>			<b>BMW E30 M3</b>			
1 -	1:31.811	+ 2.536	17:39:29.644	8 -	1:30.016	+ 0.741	17:49:59.764
2 -	1:29.442	+ 0.167	17:40:59.086	9 -	1:29.406	+ 0.131	17:51:29.170
3 -	1:31.830	+ 2.555	17:42:30.916	10 -	<b>1:29.275</b>		<b>17:52:58.445</b>
4 -	1:30.007	+ 0.732	17:44:00.923	11 -	1:29.888	+ 0.613	17:54:28.333
5 -	1:29.466	+ 0.191	17:45:30.389	12 -	1:29.507	+ 0.232	17:55:57.840
6 -	1:29.723	+ 0.448	17:47:00.112	13 -	1:29.700	+ 0.425	17:57:27.540
7 -	1:29.636	+ 0.361	17:48:29.748				
<b>56</b>	<b>?????????</b>			<b>BMW</b>			
1 -	1:56.324 P	- 03:58:58.452	17:38:24.105				
<b>99</b>	<b>John THORNE</b>			<b>BMW E46 M3</b>			
1 -	2:15.560	+ 32.863	17:38:47.745	4 -	1:43.222	+ 0.525	17:44:01.255
2 -	1:47.591	+ 4.894	17:40:35.336	5 -	2:00.458	+ 17.761	17:46:01.713
3 -	<b>1:42.697</b>		<b>17:42:18.033</b>	6 -	1:58.805 P	+ 16.108	17:48:00.518

CAR 4 - TRANSPONDER NOT WORKING FIX OR YOU WILL BE IGNORED IN THE RACE

Weather / Track : Bright / Dry

**BMW CSL Cup  
RACE 8 - GRID**

ROW 6	56 Adrian WATT	1:42.697	99 John THORNE
ROW 5	21 Stuart CLARKE	1:42.554	8 Darren HUMPHREYS
ROW 4	20 Anthony HOWARTH	1:33.462	4 John HARRISON
ROW 3	23 Keith WEBSTER	1:32.681	22 Geoffrey STEEL
ROW 2	5 Jamie MARTIN	1:30.734	25 Garrie WHITTAKER
ROW 1	3 Dan STRINGFELLOW	1:28.878	24 Martin WEBB
<b>Pole</b>			
			

Rockingham International  
Circuit Length = 1.9400 miles

**These results are provisional until the conclusion of any judicial and technical matters.**

Clerk of Course :		Timekeeper :
-------------------	--	--------------

# Pickup Truck Racing Championship

## QUALIFYING - RACE 11 - PART 1 - CLASSIFICATION

POS	NO	CL	NAME	ENTRY	TIME	ON	LAPS	GAP	DIFF	MPH
1	63		Phil WHITE	Pickup Sport 2.0L	40.385	6	12			131.83
2	16		Steve DANCE	Pickup Sport 2.0L	40.466	7	12	0.081	0.081	131.57
3	4		Pete STEVENS	Pickup Sport 2.0L	40.472	2	12	0.087	0.006	131.55
4	98		Anthony HAWKINS	Pickup Sport 2.0L	40.970	5	11	0.585	0.498	129.95
5	54		Gavin SEAGER	Pickup Sport 2.0L	41.037	10	13	0.652	0.067	129.73
6	21		Kelly JAYNE WELLS	Pickup Sport 2.0L	41.045	7	12	0.660	0.008	129.71
7	15		Simon CARR	Pickup Sport 2.0L	41.103	5	13	0.718	0.058	129.53
8	93		Michael SMITH	Pickup Sport 2.0L	41.198	8	13	0.813	0.095	129.23
9	51		John MICKEL	Pickup Sport 2.0L	41.339	4	12	0.954	0.141	128.79
10	22		Nic GRINDROD	Pickup Sport 2.0L	41.800	2	8	1.415	0.461	127.37
11	2		Dave BRIGGS	Pickup Sport 2.0L	41.807	8	12	1.422	0.007	127.35
12	7		Tony MUMFORD	Pickup Sport 2.0L	42.007	12	12	1.622	0.200	126.74
13	41		Carl BROADLEY	Pickup Sport 2.0L	42.422	7	12	2.037	0.415	125.50
14	6		Robert BUTTERFIELD	Pickup Sport 2.0L	43.206	3	8	2.821	0.784	123.22
15	37		Neil TREESLER	Pickup Sport 2.0L	44.834	11	12	4.449	1.628	118.75
16	69		Lee ROGERS	Pickup Sport 2.0L	44.867	7	7	4.482	0.033	118.66
17	3		Julian ARNOLD	Pickup Sport 2.0L	45.283	9	9	4.898	0.416	117.57

Weather / Track : Cloudy / Dry

These results are provisional until the conclusion of any judicial and technical matters.

Rockingham Oval  
 Circuit Length = 1.4789 miles  
 Start: 10:00 End: 10:21

Clerk of Course :		Timekeeper :
-------------------	--	--------------

# Pickup Truck Racing Championship

## QUALIFYING - RACE 11 - PART 2 - CLASSIFICATION

POS	NO	CL	NAME	ENTRY	TIME	ON	LAPS	GAP	DIFF	MPH
1	16		Steve DANCE	Pickup Sport 2.0L	40.333	6	8			132.00
2	4		Pete STEVENS	Pickup Sport 2.0L	40.487	2	15	0.154	0.154	131.50
3	63		Phil WHITE	Pickup Sport 2.0L	40.592	1	4	0.259	0.105	131.16
4	98		Anthony HAWKINS	Pickup Sport 2.0L	40.597	8	13	0.264	0.005	131.14
5	21		Kelly JAYNE WELLS	Pickup Sport 2.0L	40.821	6	8	0.488	0.224	130.42
6	15		Simon CARR	Pickup Sport 2.0L	41.093	11	11	0.760	0.272	129.56
7	54		Gavin SEAGER	Pickup Sport 2.0L	41.168	1	10	0.835	0.075	129.32
8	2		Dave BRIGGS	Pickup Sport 2.0L	41.542	7	12	1.209	0.374	128.16
9	41		Carl BROADLEY	Pickup Sport 2.0L	41.638	5	11	1.305	0.096	127.86
10	93		Michael SMITH	Pickup Sport 2.0L	41.691	6	7	1.358	0.053	127.70
11	51		John MICKEL	Pickup Sport 2.0L	41.771	9	10	1.438	0.080	127.45
12	7		Tony MUMFORD	Pickup Sport 2.0L	41.935	9	13	1.602	0.164	126.96
13	22		Nic GRINDROD	Pickup Sport 2.0L	42.068	5	10	1.735	0.133	126.56
14	3		Julian ARNOLD	Pickup Sport 2.0L	42.344	9	9	2.011	0.276	125.73
15	37		Neil TREESLER	Pickup Sport 2.0L	43.500	12	13	3.167	1.156	122.39
16	69		Lee ROGERS	Pickup Sport 2.0L	43.922	10	10	3.589	0.422	121.21
17	6		Robert BUTTERFIELD	Pickup Sport 2.0L	44.374	1	9	4.041	0.452	119.98

Weather / Track : Cloudy / Dry

These results are provisional until the conclusion of any judicial and technical matters.

Rockingham Oval  
 Circuit Length = 1.4789 miles  
 Start: 10:10 End: 10:21

Clerk of Course :		Timekeeper :
-------------------	--	--------------

# Pickup Truck Racing Championship

## QUALIFYING - RACE 11 - LAP ANALYSIS

2		Dave BRIGGS		Pickup Sport 2.0L			
1 -	49.609	+ 8.067	10:02:14.754	13 -	42.539	+ 0.997	10:11:15.992
2 -	56.779 P	+ 15.237	10:03:11.533	14 -	41.961	+ 0.419	10:11:57.953
3 -	53.847 P	+ 12.305	10:04:05.380	15 -	51.102 P	+ 9.560	10:12:49.055
4 -	48.677	+ 7.135	10:04:54.057	16 -	2:10.301 P	+ 1:28.759	10:14:59.356
5 -	43.425	+ 1.883	10:05:37.482	17 -	48.323	+ 6.781	10:15:47.679
6 -	43.133	+ 1.591	10:06:20.615	18 -	41.707	+ 0.165	10:16:29.386
7 -	42.125	+ 0.583	10:07:02.740	19 -	<b>41.542</b>		<b>10:17:10.928</b>
8 -	41.807	+ 0.265	10:07:44.547	20 -	41.638	+ 0.096	10:17:52.566
9 -	41.866	+ 0.324	10:08:26.413	21 -	41.705	+ 0.163	10:18:34.271
10 -	42.655	+ 1.113	10:09:09.068	22 -	41.914	+ 0.372	10:19:16.185
11 -	42.356	+ 0.814	10:09:51.424	23 -	42.342	+ 0.800	10:19:58.527
12 -	42.029	+ 0.487	10:10:33.453	24 -	42.218	+ 0.676	10:20:40.745
3		Julian ARNOLD		Pickup Sport 2.0L			
1 -	48.440	+ 6.096	10:02:10.023	10 -	44.678	+ 2.334	10:11:28.045
2 -	46.950	+ 4.606	10:02:56.973	11 -	44.814	+ 2.470	10:12:12.859
3 -	47.094	+ 4.750	10:03:44.067	12 -	57.180 P	+ 14.836	10:13:10.039
4 -	46.176	+ 3.832	10:04:30.243	13 -	3:28.491 P	+ 2:46.147	10:16:38.530
5 -	57.127 P	+ 14.783	10:05:27.370	14 -	47.701	+ 5.357	10:17:26.231
6 -	2:52.590 P	+ 2:10.246	10:08:19.960	15 -	45.795	+ 3.451	10:18:12.026
7 -	51.506	+ 9.162	10:09:11.466	16 -	43.312	+ 0.968	10:18:55.338
8 -	46.618	+ 4.274	10:09:58.084	17 -	42.724	+ 0.380	10:19:38.062
9 -	45.283	+ 2.939	10:10:43.367	18 -	<b>42.344</b>		<b>10:20:20.406</b>
4		Pete STEVENS		Pickup Sport 2.0L			
1 -	43.530	+ 3.058	10:01:59.004	15 -	41.588	+ 1.116	10:12:37.703
2 -	<b>40.472</b>		<b>10:02:39.476</b>	16 -	41.038	+ 0.566	10:13:18.741
3 -	40.556	+ 0.084	10:03:20.032	17 -	40.590	+ 0.118	10:13:59.331
4 -	42.070	+ 1.598	10:04:02.102	18 -	41.008	+ 0.536	10:14:40.339
5 -	40.653	+ 0.181	10:04:42.755	19 -	40.959	+ 0.487	10:15:21.298
6 -	40.774	+ 0.302	10:05:23.529	20 -	40.527	+ 0.055	10:16:01.825
7 -	41.259	+ 0.787	10:06:04.788	21 -	41.291	+ 0.819	10:16:43.116
8 -	41.308	+ 0.836	10:06:46.096	22 -	40.972	+ 0.500	10:17:24.088
9 -	54.603 P	+ 14.131	10:07:40.699	23 -	40.867	+ 0.395	10:18:04.955
10 -	1:29.325 P	+ 48.853	10:09:10.024	24 -	40.896	+ 0.424	10:18:45.851
11 -	44.010	+ 3.538	10:09:54.034	25 -	41.190	+ 0.718	10:19:27.041
12 -	40.967	+ 0.495	10:10:35.001	26 -	41.577	+ 1.105	10:20:08.618
13 -	40.627	+ 0.155	10:11:15.628	27 -	41.497	+ 1.025	10:20:50.115
14 -	40.487	+ 0.015	10:11:56.115				
6		Robert BUTTERFIELD		Pickup Sport 2.0L			
1 -	47.511	+ 4.305	10:02:08.739	10 -	44.476	+ 1.270	10:13:33.342
2 -	43.755	+ 0.549	10:02:52.494	11 -	46.112	+ 2.906	10:14:19.454
3 -	<b>43.206</b>		<b>10:03:35.700</b>	12 -	46.351	+ 3.145	10:15:05.805
4 -	44.007	+ 0.801	10:04:19.707	13 -	46.850	+ 3.644	10:15:52.655
5 -	44.390	+ 1.184	10:05:04.097	14 -	47.343	+ 4.137	10:16:39.998
6 -	52.557 P	+ 9.351	10:05:56.654	15 -	47.780	+ 4.574	10:17:27.778
7 -	5:09.839 P	+ 4:26.633	10:11:06.493	16 -	46.529	+ 3.323	10:18:14.307
8 -	57.999	+ 14.793	10:12:04.492	17 -	54.218 P	+ 11.012	10:19:08.525
9 -	44.374	+ 1.168	10:12:48.866				
7		Tony MUMFORD		Pickup Sport 2.0L			
1 -	48.926	+ 6.991	10:02:16.544	14 -	50.816	+ 8.881	10:12:15.263
2 -	45.672	+ 3.737	10:03:02.216	15 -	49.843	+ 7.908	10:13:05.106
3 -	44.651	+ 2.716	10:03:46.867	16 -	50.434	+ 8.499	10:13:55.540
4 -	43.485	+ 1.550	10:04:30.352	17 -	46.343	+ 4.408	10:14:41.883
5 -	44.504	+ 2.569	10:05:14.856	18 -	44.209	+ 2.274	10:15:26.092
6 -	43.666	+ 1.731	10:05:58.522	19 -	42.718	+ 0.783	10:16:08.810
7 -	47.861	+ 5.926	10:06:46.383	20 -	44.071	+ 2.136	10:16:52.881
8 -	48.812	+ 6.877	10:07:35.195	21 -	<b>41.935</b>		<b>10:17:34.816</b>
9 -	48.074	+ 6.139	10:08:23.269	22 -	42.557	+ 0.622	10:18:17.373
10 -	46.127	+ 4.192	10:09:09.396	23 -	42.391	+ 0.456	10:18:59.764
11 -	42.303	+ 0.368	10:09:51.699	24 -	42.258	+ 0.323	10:19:42.022

Rockingham Oval  
Circuit Length = 1.4789 miles  
Start: 10:00 End: 10:21

Weather / Track : Cloudy / Dry

# Pickup Truck Racing Championship

## QUALIFYING - RACE 11 - LAP ANALYSIS

12 -	42.007	+ 0.072	10:10:33.706	25 -	42.661	+ 0.726	10:20:24.683
13 -	50.741	+ 8.806	10:11:24.447				
<b>15</b>	<b>Simon CARR</b>			Pickup Sport 2.0L			
1 -	43.379	+ 2.286	10:02:05.419	13 -	43.495	+ 2.402	10:11:38.402
2 -	42.616	+ 1.523	10:02:48.035	14 -	41.436	+ 0.343	10:12:19.838
3 -	41.781	+ 0.688	10:03:29.816	15 -	41.765	+ 0.672	10:13:01.603
4 -	41.596	+ 0.503	10:04:11.412	16 -	41.644	+ 0.551	10:13:43.247
5 -	41.103	+ 0.010	10:04:52.515	17 -	41.486	+ 0.393	10:14:24.733
6 -	41.234	+ 0.141	10:05:33.749	18 -	41.199	+ 0.106	10:15:05.932
7 -	41.289	+ 0.196	10:06:15.038	19 -	41.209	+ 0.116	10:15:47.141
8 -	41.180	+ 0.087	10:06:56.218	20 -	41.165	+ 0.072	10:16:28.306
9 -	41.526	+ 0.433	10:07:37.744	21 -	46.529 P	+ 5.436	10:17:14.835
10 -	41.204	+ 0.111	10:08:18.948	22 -	1:51.356 P	+ 1:10.263	10:19:06.191
11 -	46.070 P	+ 4.977	10:09:05.018	23 -	43.670	+ 2.577	10:19:49.861
12 -	1:49.889 P	+ 1:08.796	10:10:54.907	24 -	<b>41.093</b>		<b>10:20:30.954</b>
<b>16</b>	<b>Steve DANCE</b>			Pickup Sport 2.0L			
1 -	49.982	+ 9.649	10:02:15.631	11 -	1:58.604 P	+ 1:18.271	10:10:34.927
2 -	43.968	+ 3.635	10:02:59.599	12 -	49.099	+ 8.766	10:11:24.026
3 -	41.449	+ 1.116	10:03:41.048	13 -	43.360	+ 3.027	10:12:07.386
4 -	41.442	+ 1.109	10:04:22.490	14 -	41.442	+ 1.109	10:12:48.828
5 -	40.648	+ 0.315	10:05:03.138	15 -	41.036	+ 0.703	10:13:29.864
6 -	40.665	+ 0.332	10:05:43.803	16 -	40.334	+ 0.001	10:14:10.198
7 -	40.466	+ 0.133	10:06:24.269	17 -	40.822	+ 0.489	10:14:51.020
8 -	40.700	+ 0.367	10:07:04.969	18 -	<b>40.333</b>		<b>10:15:31.353</b>
9 -	40.538	+ 0.205	10:07:45.507	19 -	40.430	+ 0.097	10:16:11.783
10 -	50.816 P	+ 10.483	10:08:36.323	20 -	45.091 P	+ 4.758	10:16:56.874
<b>21</b>	<b>Kelly JAYNE WELLS</b>			Pickup Sport 2.0L			
1 -	44.301	+ 3.480	10:02:07.675	11 -	4:19.862 P	+ 3:39.041	10:12:38.959
2 -	41.551	+ 0.730	10:02:49.226	12 -	49.633	+ 8.812	10:13:28.592
3 -	41.397	+ 0.576	10:03:30.623	13 -	41.546	+ 0.725	10:14:10.138
4 -	41.237	+ 0.416	10:04:11.860	14 -	41.424	+ 0.603	10:14:51.562
5 -	41.199	+ 0.378	10:04:53.059	15 -	40.911	+ 0.090	10:15:32.473
6 -	41.454	+ 0.633	10:05:34.513	16 -	41.185	+ 0.364	10:16:13.658
7 -	41.045	+ 0.224	10:06:15.558	17 -	41.029	+ 0.208	10:16:54.687
8 -	41.113	+ 0.292	10:06:56.671	18 -	<b>40.821</b>		<b>10:17:35.508</b>
9 -	41.244	+ 0.423	10:07:37.915	19 -	41.127	+ 0.306	10:18:16.635
10 -	41.182	+ 0.361	10:08:19.097	20 -	1:02.338 P	+ 21.517	10:19:18.973
<b>22</b>	<b>Nic GRINDROD</b>			Pickup Sport 2.0L			
1 -	45.347	+ 3.547	10:02:00.490	10 -	42.206	+ 0.406	10:11:50.874
2 -	<b>41.800</b>		<b>10:02:42.290</b>	11 -	42.201	+ 0.401	10:12:33.075
3 -	41.819	+ 0.019	10:03:24.109	12 -	42.203	+ 0.403	10:13:15.278
4 -	42.051	+ 0.251	10:04:06.160	13 -	42.068	+ 0.268	10:13:57.346
5 -	41.926	+ 0.126	10:04:48.086	14 -	42.342	+ 0.542	10:14:39.688
6 -	49.735 P	+ 7.935	10:05:37.821	15 -	3:42.061 P	+ 3:00.261	10:18:21.749
7 -	4:02.079 P	+ 3:20.279	10:09:39.900	16 -	44.491	+ 2.691	10:19:06.240
8 -	46.546	+ 4.746	10:10:26.446	17 -	42.202	+ 0.402	10:19:48.442
9 -	42.222	+ 0.422	10:11:08.668	18 -	42.206	+ 0.406	10:20:30.648
<b>37</b>	<b>Neil TREESLER</b>			Pickup Sport 2.0L			
1 -	51.579	+ 8.079	10:02:12.577	14 -	44.894	+ 1.394	10:12:13.320
2 -	51.108	+ 7.608	10:03:03.685	15 -	45.606	+ 2.106	10:12:58.926
3 -	47.029	+ 3.529	10:03:50.714	16 -	44.630	+ 1.130	10:13:43.556
4 -	46.111	+ 2.611	10:04:36.825	17 -	44.188	+ 0.688	10:14:27.744
5 -	46.364	+ 2.864	10:05:23.189	18 -	44.453	+ 0.953	10:15:12.197
6 -	46.354	+ 2.854	10:06:09.543	19 -	45.935	+ 2.435	10:15:58.132
7 -	45.620	+ 2.120	10:06:55.163	20 -	44.880	+ 1.380	10:16:43.012
8 -	47.175	+ 3.675	10:07:42.338	21 -	45.867	+ 2.367	10:17:28.879
9 -	45.820	+ 2.320	10:08:28.158	22 -	44.735	+ 1.235	10:18:13.614
10 -	45.668	+ 2.168	10:09:13.826	23 -	43.704	+ 0.204	10:18:57.318
11 -	44.834	+ 1.334	10:09:58.660	24 -	<b>43.500</b>		<b>10:19:40.818</b>
12 -	45.016	+ 1.516	10:10:43.676	25 -	44.785	+ 1.285	10:20:25.603

Rockingham Oval  
Circuit Length = 1.4789 miles  
Start: 10:00 End: 10:21

Weather / Track : Cloudy / Dry

# Pickup Truck Racing Championship

## QUALIFYING - RACE 11 - LAP ANALYSIS

13 -	44.750	+ 1.250	10:11:28.426				
<b>41</b>	<b>Carl BROADLEY</b>			Pickup Sport 2.0L			
1 -	46.721	+ 5.083	10:02:13.827	13 -	42.397	+ 0.759	10:13:21.481
2 -	44.182	+ 2.544	10:02:58.009	14 -	42.417	+ 0.779	10:14:03.898
3 -	42.886	+ 1.248	10:03:40.895	15 -	42.980	+ 1.342	10:14:46.878
4 -	43.645	+ 2.007	10:04:24.540	16 -	41.642	+ 0.004	10:15:28.520
5 -	42.553	+ 0.915	10:05:07.093	17 -	<b>41.638</b>		<b>10:16:10.158</b>
6 -	42.481	+ 0.843	10:05:49.574	18 -	42.408	+ 0.770	10:16:52.566
7 -	42.422	+ 0.784	10:06:31.996	19 -	41.944	+ 0.306	10:17:34.510
8 -	42.550	+ 0.912	10:07:14.546	20 -	41.929	+ 0.291	10:18:16.439
9 -	43.136	+ 1.498	10:07:57.682	21 -	43.203	+ 1.565	10:18:59.642
10 -	1:01.039 P	+ 19.401	10:08:58.721	22 -	42.238	+ 0.600	10:19:41.880
11 -	2:47.873 P	+ 2:06.235	10:11:46.594	23 -	42.519	+ 0.881	10:20:24.399
12 -	52.490	+ 10.852	10:12:39.084				
<b>51</b>	<b>John MICKEL</b>			Pickup Sport 2.0L			
1 -	44.826	+ 3.487	10:02:05.559	12 -	48.668	+ 7.329	10:13:03.369
2 -	42.736	+ 1.397	10:02:48.295	13 -	42.731	+ 1.392	10:13:46.100
3 -	42.430	+ 1.091	10:03:30.725	14 -	42.050	+ 0.711	10:14:28.150
4 -	<b>41.339</b>		<b>10:04:12.064</b>	15 -	43.250	+ 1.911	10:15:11.400
5 -	41.623	+ 0.284	10:04:53.687	16 -	48.175	+ 6.836	10:15:59.575
6 -	41.479	+ 0.140	10:05:35.166	17 -	44.566	+ 3.227	10:16:44.141
7 -	41.426	+ 0.087	10:06:16.592	18 -	43.307	+ 1.968	10:17:27.448
8 -	41.723	+ 0.384	10:06:58.315	19 -	42.753	+ 1.414	10:18:10.201
9 -	42.459	+ 1.120	10:07:40.774	20 -	41.880	+ 0.541	10:18:52.081
10 -	45.793 P	+ 4.454	10:08:26.567	21 -	41.771	+ 0.432	10:19:33.852
11 -	3:48.134 P	+ 3:06.795	10:12:14.701	22 -	41.931	+ 0.592	10:20:15.783
<b>54</b>	<b>Gavin SEAGER</b>			Pickup Sport 2.0L			
1 -	45.590	+ 4.553	10:02:12.227	13 -	46.096	+ 5.059	10:11:32.050
2 -	41.745	+ 0.708	10:02:53.972	14 -	41.168	+ 0.131	10:12:13.218
3 -	41.189	+ 0.152	10:03:35.161	15 -	41.614	+ 0.577	10:12:54.832
4 -	41.653	+ 0.616	10:04:16.814	16 -	41.406	+ 0.369	10:13:36.238
5 -	41.371	+ 0.334	10:04:58.185	17 -	41.378	+ 0.341	10:14:17.616
6 -	41.277	+ 0.240	10:05:39.462	18 -	46.477	+ 5.440	10:15:04.093
7 -	41.168	+ 0.131	10:06:20.630	19 -	42.810	+ 1.773	10:15:46.903
8 -	41.520	+ 0.483	10:07:02.150	20 -	41.244	+ 0.207	10:16:28.147
9 -	41.218	+ 0.181	10:07:43.368	21 -	41.506	+ 0.469	10:17:09.653
10 -	<b>41.037</b>		<b>10:08:24.405</b>	22 -	41.440	+ 0.403	10:17:51.093
11 -	53.261 P	+ 12.224	10:09:17.666	23 -	48.569 P	+ 7.532	10:18:39.662
12 -	1:28.288 P	+ 47.251	10:10:45.954				
<b>63</b>	<b>Phil WHITE</b>			Pickup Sport 2.0L			
1 -	43.334	+ 2.949	10:01:58.675	10 -	40.480	+ 0.095	10:09:25.859
2 -	40.650	+ 0.265	10:02:39.325	11 -	40.624	+ 0.239	10:10:06.483
3 -	40.532	+ 0.147	10:03:19.857	12 -	51.627 P	+ 11.242	10:10:58.110
4 -	42.520	+ 2.135	10:04:02.377	13 -	2:25.437 P	+ 1:45.052	10:13:23.547
5 -	40.515	+ 0.130	10:04:42.892	14 -	41.263	+ 0.878	10:14:04.810
6 -	<b>40.385</b>		<b>10:05:23.277</b>	15 -	40.592	+ 0.207	10:14:45.402
7 -	50.873 P	+ 10.488	10:06:14.150	16 -	40.621	+ 0.236	10:15:26.023
8 -	1:49.817 P	+ 1:09.432	10:08:03.967	17 -	40.599	+ 0.214	10:16:06.622
9 -	41.412	+ 1.027	10:08:45.379	18 -	54.440 P	+ 14.055	10:17:01.062
<b>69</b>	<b>Lee ROGERS</b>			Pickup Sport 2.0L			
1 -	52.140	+ 8.218	10:05:38.055	10 -	1:02.226 P	+ 18.304	10:12:45.906
2 -	48.158	+ 4.236	10:06:26.213	11 -	3:28.303 P	+ 2:44.381	10:16:14.209
3 -	46.147	+ 2.225	10:07:12.360	12 -	48.404	+ 4.482	10:17:02.613
4 -	45.941	+ 2.019	10:07:58.301	13 -	44.675	+ 0.753	10:17:47.288
5 -	45.166	+ 1.244	10:08:43.467	14 -	43.923	+ 0.001	10:18:31.211
6 -	45.716	+ 1.794	10:09:29.183	15 -	44.109	+ 0.187	10:19:15.320
7 -	44.867	+ 0.945	10:10:14.050	16 -	44.436	+ 0.514	10:19:59.756
8 -	45.127	+ 1.205	10:10:59.177	17 -	<b>43.922</b>		<b>10:20:43.678</b>
9 -	44.503	+ 0.581	10:11:43.680				

Rockingham Oval  
 Circuit Length = 1.4789 miles  
 Start: 10:00 End: 10:21

Weather / Track : Cloudy / Dry



**Pickup Truck Racing Championship**  
**QUALIFYING - RACE 11 - LAP ANALYSIS**

<b>93</b>		<b>Michael SMITH</b>		<b>Pickup Sport 2.0L</b>			
1 -	46.932	+ 5.734	10:02:12.100	11 -	50.015 P	+ 8.817	10:09:18.882
2 -	43.369	+ 2.171	10:02:55.469	12 -	5:08.061 P	+ 4:26.863	10:14:26.943
3 -	41.973	+ 0.775	10:03:37.442	13 -	50.039	+ 8.841	10:15:16.982
4 -	41.796	+ 0.598	10:04:19.238	14 -	43.987	+ 2.789	10:16:00.969
5 -	41.709	+ 0.511	10:05:00.947	15 -	43.617	+ 2.419	10:16:44.586
6 -	41.547	+ 0.349	10:05:42.494	16 -	42.664	+ 1.466	10:17:27.250
7 -	42.027	+ 0.829	10:06:24.521	17 -	42.704	+ 1.506	10:18:09.954
8 -	<b>41.198</b>		<b>10:07:05.719</b>	18 -	41.788	+ 0.590	10:18:51.742
9 -	41.296	+ 0.098	10:07:47.015	19 -	41.691	+ 0.493	10:19:33.433
10 -	41.852	+ 0.654	10:08:28.867	20 -	41.754	+ 0.556	10:20:15.187
<b>98</b>		<b>Anthony HAWKINS</b>		<b>Pickup Sport 2.0L</b>			
1 -	45.083	+ 4.486	10:02:04.988	13 -	42.017	+ 1.420	10:11:55.835
2 -	43.524	+ 2.927	10:02:48.512	14 -	41.645	+ 1.048	10:12:37.480
3 -	42.019	+ 1.422	10:03:30.531	15 -	41.488	+ 0.891	10:13:18.968
4 -	41.140	+ 0.543	10:04:11.671	16 -	40.665	+ 0.068	10:13:59.633
5 -	40.970	+ 0.373	10:04:52.641	17 -	40.975	+ 0.378	10:14:40.608
6 -	50.729 P	+ 10.132	10:05:43.370	18 -	40.866	+ 0.269	10:15:21.474
7 -	1:52.316 P	+ 1:11.719	10:07:35.686	19 -	<b>40.597</b>		<b>10:16:02.071</b>
8 -	47.407	+ 6.810	10:08:23.093	20 -	41.333	+ 0.736	10:16:43.404
9 -	42.267	+ 1.670	10:09:05.360	21 -	41.002	+ 0.405	10:17:24.406
10 -	42.484	+ 1.887	10:09:47.844	22 -	40.798	+ 0.201	10:18:05.204
11 -	43.639	+ 3.042	10:10:31.483	23 -	40.888	+ 0.291	10:18:46.092
12 -	42.335	+ 1.738	10:11:13.818	24 -	51.693 P	+ 11.096	10:19:37.785

**BARC Westfield Sportscar Series**  
**QUALIFYING - RACE 13 - CLASSIFICATION**

POS	NO	CL	NAME	ENTRY	TIME	ON	LAPS	GAP	DIFF	MPH
1	26	B	Chris DAVISON	Westfield Widebody	1:32.922	9	10			75.15
2	29	B	Will CHAPPELL	Westfield SEi Turbo	1:33.176	10	10	0.254	0.254	74.95
3	24	B	Simon PRYKE	Westfield SEW	1:33.208	8	9	0.286	0.032	74.92
4	2	B	Nick FLOWERS	Westfield SEi	1:33.990	10	10	1.068	0.782	74.30
5	1	B	Andrew SPENCER	Westfield SE	1:34.171	9	10	1.249	0.181	74.16
6	50	B	Brian DEAN	Westfield Se	1:34.297	10	10	1.375	0.126	74.06
7	71	B	Martin GARTSIDE	Westfield SE	1:34.450	8	10	1.528	0.153	73.94
8	14	B	Seamus HARDING	Westfield	1:35.098	9	9	2.176	0.648	73.43
9	3	B	Brian SMALL	Westfield Se	1:35.366	4	10	2.444	0.268	73.23
10	60	B	Mark CALLAHAN	Westfield SE	1:35.422	8	9	2.500	0.056	73.19
11	17	B	Harry GORDON-FINLAYSON	Westfield SEW	1:35.579	9	9	2.657	0.157	73.06
12	36	B	Jon CHAPPELL	Westfield SEi	1:35.993	9	9	3.071	0.414	72.75
13	19	B	Chris GOULD	Westfield SE	1:36.520	5	8	3.598	0.527	72.35
14	25	B	Nick GROUT	Westfield	1:37.591	3	4	4.669	1.071	71.56
15	13	B	Matthew JONES	Westfield SE	1:40.435	3	6	7.513	2.844	69.53

Weather / Track : Cloudy / Dry

These results are provisional until the conclusion of any judicial and technical matters.

Rockingham International  
 Circuit Length = 1.9400 miles  
 Start: 10:40 End: 10:57

Clerk of Course :		Timekeeper :
-------------------	--	--------------

# BARC Westfield Sportscar Series

## QUALIFYING - RACE 13 - LAP ANALYSIS

<b>1</b>	<b>Andrew SPENCER</b>		Westfield SE				
1 -	1:45.792	+ 11.621	10:42:49.361	6 -	1:35.236	+ 1.065	10:50:48.438
2 -	1:37.890	+ 3.719	10:44:27.251	7 -	1:34.807	+ 0.636	10:52:23.245
3 -	1:35.743	+ 1.572	10:46:02.994	8 -	1:35.007	+ 0.836	10:53:58.252
4 -	1:35.190	+ 1.019	10:47:38.184	9 -	<b>1:34.171</b>		<b>10:55:32.423</b>
5 -	1:35.018	+ 0.847	10:49:13.202	10 -	1:34.240	+ 0.069	10:57:06.663
<b>2</b>	<b>Nick FLOWERS</b>		Westfield SEi				
1 -	1:51.123	+ 17.133	10:42:47.133	6 -	1:34.295	+ 0.305	10:50:43.821
2 -	1:37.673	+ 3.683	10:44:24.806	7 -	1:34.388	+ 0.398	10:52:18.209
3 -	1:35.349	+ 1.359	10:46:00.155	8 -	1:34.491	+ 0.501	10:53:52.700
4 -	1:34.654	+ 0.664	10:47:34.809	9 -	1:36.200	+ 2.210	10:55:28.900
5 -	1:34.717	+ 0.727	10:49:09.526	10 -	<b>1:33.990</b>		<b>10:57:02.890</b>
<b>3</b>	<b>Brian SMALL</b>		Westfield Se				
1 -	1:53.281	+ 17.915	10:42:47.852	6 -	1:36.178	+ 0.812	10:50:49.793
2 -	1:37.879	+ 2.513	10:44:25.731	7 -	1:35.501	+ 0.135	10:52:25.294
3 -	1:36.343	+ 0.977	10:46:02.074	8 -	1:36.174	+ 0.808	10:54:01.468
4 -	<b>1:35.366</b>		<b>10:47:37.440</b>	9 -	1:36.805	+ 1.439	10:55:38.273
5 -	1:36.175	+ 0.809	10:49:13.615	10 -	1:35.488	+ 0.122	10:57:13.761
<b>13</b>	<b>Matthew JONES</b>		Westfield SE				
1 -	1:48.679	+ 8.244	10:44:39.460	4 -	1:41.471	+ 1.036	10:49:44.650
2 -	1:43.284	+ 2.849	10:46:22.744	5 -	1:56.709 P	+ 16.274	10:51:41.359
3 -	<b>1:40.435</b>		<b>10:48:03.179</b>	6 -	5:47.110	+ 4:06.675	10:57:28.469
<b>14</b>	<b>Seamus HARDING</b>		Westfield				
1 -	1:55.030	+ 19.932	10:43:05.746	6 -	1:36.605	+ 1.507	10:51:18.824
2 -	1:43.031	+ 7.933	10:44:48.777	7 -	1:36.200	+ 1.102	10:52:55.024
3 -	1:38.350	+ 3.252	10:46:27.127	8 -	1:35.653	+ 0.555	10:54:30.677
4 -	1:37.966	+ 2.868	10:48:05.093	9 -	<b>1:35.098</b>		<b>10:56:05.775</b>
5 -	1:37.126	+ 2.028	10:49:42.219				
<b>17</b>	<b>Harry GORDON-FINLAYSON</b>		Westfield SEW				
1 -	1:54.066	+ 18.487	10:42:51.151	6 -	1:37.071	+ 1.492	10:50:57.962
2 -	1:38.079	+ 2.500	10:44:29.230	7 -	1:45.824	+ 10.245	10:52:43.786
3 -	1:36.781	+ 1.202	10:46:06.011	8 -	1:37.637	+ 2.058	10:54:21.423
4 -	1:37.285	+ 1.706	10:47:43.296	9 -	<b>1:35.579</b>		<b>10:55:57.002</b>
5 -	1:37.595	+ 2.016	10:49:20.891				
<b>19</b>	<b>Chris GOULD</b>		Westfield SE				
1 -	1:47.395	+ 10.875	10:42:53.112	5 -	<b>1:36.520</b>		<b>10:49:46.972</b>
2 -	1:40.758	+ 4.238	10:44:33.870	6 -	1:45.039	+ 8.519	10:51:32.011
3 -	1:38.358	+ 1.838	10:46:12.228	7 -	2:03.460	+ 26.940	10:53:35.471
4 -	1:58.224	+ 21.704	10:48:10.452	8 -	2:36.216 P	+ 59.696	10:56:11.687
<b>24</b>	<b>Simon PRYKE</b>		Westfield SEW				
1 -	1:53.353	+ 20.145	10:43:02.399	6 -	1:33.405	+ 0.197	10:51:16.441
2 -	1:35.745	+ 2.537	10:44:38.144	7 -	1:33.722	+ 0.514	10:52:50.163
3 -	1:55.952	+ 22.744	10:46:34.096	8 -	<b>1:33.208</b>		<b>10:54:23.371</b>
4 -	1:34.528	+ 1.320	10:48:08.624	9 -	1:33.954	+ 0.746	10:55:57.325
5 -	1:34.412	+ 1.204	10:49:43.036				
<b>25</b>	<b>Nick GROUT</b>		Westfield				
1 -	1:48.302	+ 10.711	10:42:55.479	3 -	<b>1:37.591</b>		<b>10:46:14.405</b>
2 -	1:41.335	+ 3.744	10:44:36.814	4 -	1:39.347	+ 1.756	10:47:53.752
<b>26</b>	<b>Chris DAVISON</b>		Westfield Widebody				
1 -	1:45.892	+ 12.970	10:42:47.608	6 -	1:33.242	+ 0.320	10:50:37.032
2 -	1:33.533	+ 0.611	10:44:21.141	7 -	1:33.753	+ 0.831	10:52:10.785
3 -	1:34.298	+ 1.376	10:45:55.439	8 -	1:33.218	+ 0.296	10:53:44.003
4 -	1:34.656	+ 1.734	10:47:30.095	9 -	<b>1:32.922</b>		<b>10:55:16.925</b>
5 -	1:33.695	+ 0.773	10:49:03.790	10 -	1:33.055	+ 0.133	10:56:49.980

Rockingham International  
 Circuit Length = 1.9400 miles  
 Start: 10:40 End: 10:57


Weather / Track : Sunny / Dry

**BARC Westfield Sportscar Series**  
**QUALIFYING - RACE 13 - LAP ANALYSIS**

<b>29</b>	<b>Will CHAPPELL</b>		Westfield SEi Turbo				
1 -	1:51.412	+ 18.236	10:42:52.120	6 -	1:34.138	+ 0.962	10:50:48.259
2 -	1:37.824	+ 4.648	10:44:29.944	7 -	1:33.821	+ 0.645	10:52:22.080
3 -	1:36.267	+ 3.091	10:46:06.211	8 -	1:33.921	+ 0.745	10:53:56.001
4 -	1:34.222	+ 1.046	10:47:40.433	9 -	1:34.354	+ 1.178	10:55:30.355
5 -	1:33.688	+ 0.512	10:49:14.121	10 -	<b>1:33.176</b>		<b>10:57:03.531</b>
<b>36</b>	<b>Jon CHAPPELL</b>		Westfield SEi				
1 -	1:49.044	+ 13.051	10:42:48.601	6 -	1:38.404	+ 2.411	10:51:02.409
2 -	1:39.384	+ 3.391	10:44:27.985	7 -	1:40.031	+ 4.038	10:52:42.440
3 -	1:37.307	+ 1.314	10:46:05.292	8 -	1:44.260	+ 8.267	10:54:26.700
4 -	1:38.830	+ 2.837	10:47:44.122	9 -	<b>1:35.993</b>		<b>10:56:02.693</b>
5 -	1:39.883	+ 3.890	10:49:24.005				
<b>50</b>	<b>Brian DEAN</b>		Westfield Se				
1 -	1:49.040	+ 14.743	10:42:53.865	6 -	1:36.000	+ 1.703	10:50:56.251
2 -	1:40.708	+ 6.411	10:44:34.573	7 -	1:35.097	+ 0.800	10:52:31.348
3 -	1:35.297	+ 1.000	10:46:09.870	8 -	1:34.797	+ 0.500	10:54:06.145
4 -	1:34.829	+ 0.532	10:47:44.699	9 -	1:34.424	+ 0.127	10:55:40.569
5 -	1:35.552	+ 1.255	10:49:20.251	10 -	<b>1:34.297</b>		<b>10:57:14.866</b>
<b>60</b>	<b>Mark CALLAHAN</b>		Westfield SE				
1 -	1:54.330	+ 18.908	10:43:04.129	6 -	1:36.567	+ 1.145	10:51:13.781
2 -	1:41.395	+ 5.973	10:44:45.524	7 -	1:35.718	+ 0.296	10:52:49.499
3 -	1:37.437	+ 2.015	10:46:22.961	8 -	<b>1:35.422</b>		<b>10:54:24.921</b>
4 -	1:37.892	+ 2.470	10:48:00.853	9 -	1:35.544	+ 0.122	10:56:00.465
5 -	1:36.361	+ 0.939	10:49:37.214				
<b>71</b>	<b>Martin GARTSIDE</b>		Westfield SE				
1 -	1:53.649	+ 19.199	10:42:51.960	6 -	1:35.142	+ 0.692	10:50:58.518
2 -	1:42.502	+ 8.052	10:44:34.462	7 -	1:35.337	+ 0.887	10:52:33.855
3 -	1:38.678	+ 4.228	10:46:13.140	8 -	<b>1:34.450</b>		<b>10:54:08.305</b>
4 -	1:35.015	+ 0.565	10:47:48.155	9 -	1:35.329	+ 0.879	10:55:43.634
5 -	1:35.221	+ 0.771	10:49:23.376	10 -	1:34.947	+ 0.497	10:57:18.581

# BARC Westfield Sportscar Series

## RACE 13 - GRID

ROW 8		1:40.435 13 Matthew JONES	
ROW 7	1:37.591 25 Nick GROUT		1:36.520 19 Chris GOULD
ROW 6	1:35.993 36 Jon CHAPPELL	1:35.579 17 Harry GORDON-FINLAYSON	
ROW 5	1:35.422 60 Mark CALLAHAN		1:35.366 3 Brian SMALL
ROW 4	1:35.098 14 Seamus HARDING	1:34.450 71 Martin GARTSIDE	
ROW 3	1:34.297 50 Brian DEAN		1:34.171 1 Andrew SPENCER
ROW 2	1:33.990 2 Nick FLOWERS	1:33.208 24 Simon PRYKE	
ROW 1	1:33.176 29 Will CHAPPELL		1:32.922 26 Chris DAVISON
<b>Pole</b>			
			

Rockingham International  
Circuit Length = 1.9400 miles

Clerk of Course :

Timekeeper :

# BMW CSL Cup

## RACE 8 - CLASSIFICATION

POS	NO	CL	NAME	ENTRY	LAPS	TIME	GAP	DIFF	MPH	BEST	ON
1	25	I	Garrie WHITTAKER	BMW E30 M3	13	20:52.203			72.50	1:29.414	10
2	3		Dan STRINGFELLOW	BMW	13	20:53.494	1.291	1.291	72.43	1:29.455	5
3	5		Jamie MARTIN	BMW E46 M3	13	20:54.482	2.279	0.988	72.37	1:29.439	3
4	22		Geoffrey STEEL	BMW E46 M3	13	20:55.203	3.000	0.721	72.33	1:29.756	13
5	56	I	Adrian WATT	BMW	13	20:57.773	5.570	2.570	72.18	1:29.249	13
6	20	I	Anthony HOWARTH	BMW E36 M3	13	21:04.703	12.500	6.930	71.78	1:31.690	9
7	23	I	Keith WEBSTER	BMW E46 M3	13	21:05.138	12.935	0.435	71.76	1:30.737	12
8	99		John THORNE	BMW E46 M3	13	21:12.535	20.332	7.397	71.34	1:31.348	10
9	4	S	John HARRISON	BMW E46 M3	13	21:17.180	24.977	4.645	71.08	1:32.574	2
NOT CLASSIFIED											
DNF	21	S	Stuart CLARKE	BMW E46 M3	9	15:20.824	4 laps	4 laps	68.25	1:31.890	2
DNF	8	S	Darren HUMPHREYS	BMW E46 M3	4	6:51.095	9 laps	5 laps	67.95	1:36.358	4
FASTEST LAP											
56	I		Adrian WATT	BMW	13	1:29.249			78.25 mph	125.93 kph	
5			Jamie MARTIN	BMW E46 M3	3	1:29.439			78.08 mph	125.66 kph	
21	S		Stuart CLARKE	BMW E46 M3	2	1:31.890			76.00 mph	122.31 kph	

Weather / Track : Bright / Dry

These results are provisional until the conclusion of any judicial and technical matters.

Rockingham International  
Circuit Length = 1.9400 miles  
Start: 11:15 End: 11:37

Clerk of Course :		Timekeeper :
-------------------	--	--------------

# BMW CSL Cup

## RACE 8 - LAP CHART

Lap 1			Lap 2			Lap 3			Lap 4			Lap 5		
No	Behind	Laptime	No	Behind	Laptime	No	Behind	Laptime	No	Behind	Laptime	No	Behind	Laptime
3		1:38.240	3		1:29.859	3		1:29.930	3		1:29.709	3		1:29.455
25	0.685	1:38.925	25	0.544	1:29.718	25	0.549	1:29.935	5	1.532	1:30.045	5	2.502	1:30.425
5	1.203	1:39.443	5	1.687	1:30.343	5	1.196	1:29.439	25	1.743	1:30.903	25	2.783	1:30.495
4	3.194	1:41.434	4	5.909	1:32.574	4	8.657	1:32.678	22	11.720	1:31.775	22	13.520	1:31.255
20	3.558	1:41.798	20	6.904	1:33.205	22	9.654	1:31.933	4	11.759	1:32.811	20	16.476	1:32.429
22	4.612	1:42.852	22	7.651	1:32.898	20	10.787	1:33.813	20	13.502	1:32.424	4	17.099	1:34.795
23	7.080	1:45.320	23	11.538	1:34.317	23	14.624	1:33.016	23	17.315	1:32.400	56	17.952	1:29.979
21	9.943	1:48.183	21	11.974	1:31.890	21	15.259	1:33.215	56	17.428	1:31.591	23	21.449	1:33.589
56	10.432	1:48.672	56	12.612	1:32.039	56	15.546	1:32.864	21	21.046	1:35.496	21	24.388	1:32.797
8	18.250	1:56.490	99	28.213	1:36.524	99	32.234	1:33.951	99	35.720	1:33.195	99	38.649	1:32.384
99	21.548	1:59.788	8	29.313	1:40.922	8	36.708	1:37.325	8	43.357	1:36.358			

**BMW CSL Cup**  
**RACE 8 - LAP CHART**


Lap 6			Lap 7			Lap 8			Lap 9			Lap 10		
No	Behind	Laptime	No	Behind	Laptime	No	Behind	Laptime	No	Behind	Laptime	No	Behind	Laptime
3		1:30.407	3		1:56.670	3		2:16.985	3		1:30.071	3		1:30.184
5	1.762	1:29.667	5	0.527	1:55.435	5	0.550	2:17.008	25	1.202	1:30.367	25	0.432	1:29.414
25	2.608	1:30.232	25	1.424	1:55.486	25	0.906	2:16.467	5	1.706	1:31.227	5	1.186	1:29.664
22	16.499	1:33.386	22	3.450	1:43.621	22	1.814	2:15.349	22	2.175	1:30.432	22	1.965	1:29.974
20	18.083	1:32.014	20	6.333	1:44.920	20	2.997	2:13.649	20	4.616	1:31.690	56	7.145	1:29.990
4	21.143	1:34.451	4	9.527	1:45.054	4	4.715	2:12.173	56	7.339	1:31.413	20	7.181	1:32.749
56	22.711	1:35.166	56	11.691	1:45.650	56	5.997	2:11.291	4	8.990	1:34.346	23	10.301	1:31.390
23	24.011	1:32.969	23	12.670	1:45.329	23	6.852	2:11.167	23	9.095	1:32.314	4	12.376	1:33.570
21	42.899	1:48.918	21	39.440	1:53.211	21	9.263	1:46.808	99	12.613	1:32.647	99	13.777	1:31.348
99	43.906	1:35.664	99	40.493	1:53.257	99	10.037	1:46.529	21	29.498	1:50.306 P			



**BMW CSL Cup**  
**RACE 8 - LAP CHART**

Lap 11			Lap 12			Lap 13		
No	Behind	Laptime	No	Behind	Laptime	No	Behind	Laptime
3		1:29.705	25		1:31.123	25		1:29.512
25	0.353	1:29.626	3	0.575	1:32.051	3	1.291	1:30.228
5	2.224	1:30.743	5	1.656	1:30.908	5	2.279	1:30.135
22	2.465	1:30.205	22	2.756	1:31.767	22	3.000	1:29.756
56	7.315	1:29.875	56	5.833	1:29.994	56	5.570	1:29.249
20	9.421	1:31.945	20	9.786	1:31.841	20	12.500	1:32.226
23	11.601	1:31.005	23	10.862	1:30.737	23	12.935	1:31.585
99	16.053	1:31.981	99	16.959	1:32.382	99	20.332	1:32.885
4	16.903	1:34.232	4	19.770	1:34.343	4	24.977	1:34.719

**BMW CSL Cup**  
**RACE 12 - GRID**

ROW 6	24 Martin WEBB	8 Darren HUMPHREYS
ROW 5	21 Stuart CLARKE	4 John HARRISON
ROW 4	99 John THORNE	23 Keith WEBSTER
ROW 3	20 Anthony HOWARTH	56 Adrian WATT
ROW 2	22 Geoffrey STEEL	5 Jamie MARTIN
ROW 1	3 Dan STRINGFELLOW	25 Garrie WHITTAKER
<b>Pole</b>		
		

Rockingham International  
 Circuit Length = 1.9400 miles

**These results are provisional until the conclusion of any judicial and technical matters.**

Clerk of Course :		Timekeeper :

# Mini Challenge

## RACE 9 - CLASSIFICATION - AMENDED

POS	NO	CL	NAME	ENTRY	LAPS	TIME	GAP	DIFF	MPH	BEST	ON
1	70	S	Ollie MORTIMER	Mini Cooper S 1600cc	13	20:43.961			72.98	1:34.389	3
2	7	S	Arthur FORSTER	Mini Cooper S 1600cc	13	20:46.943	2.982	2.982	72.81	1:34.303	7
3	12	S	Jack STANFORD	Mini Cooper S 1600cc	13	20:48.831	4.870	1.888	72.70	1:34.736	2
4	1	S	Martin DEPPEP	Mini Cooper S 1600cc	13	20:49.521	5.560	0.690	72.66	1:34.517	2
5	5	S	Phil HOUSE	Mini Cooper S 1600cc	13	20:52.017	8.056	2.496	72.51	1:34.635	2
6	4	S	Shaun KING	Mini Cooper S 1600cc	13	21:06.460	22.499	14.443	71.68	1:35.535	2
7	50	S	Jason RICHARDSON	Mini Cooper S 1600cc	13	21:06.976	23.015	0.516	71.65	1:35.273	2
8	33	S	Laurence SAIT	Mini Cooper S 1600cc	13	22:02.871	1:18.910	55.895	68.63	1:39.697	8
9	55	C	James BLYTH	Mini Cooper 1600cc	13	22:23.967	1:40.006	21.096	67.55	1:42.233	2
10	6	C	Joey POWIS	MINI Cooper 1600cc	13	22:38.281	1:54.320	14.314	66.84	1:42.336	2
11	19	C	Sarah PARSONS	Mini Cooper 1600cc	12	21:11.278	1 lap	1 lap	65.92	1:44.120	9
12	57	C	Nick BOOTH	Mini Cooper 1600cc	12	21:12.604	1 lap	1.326	65.85	1:43.066	11
13	77	C	Nigel JOHNSON	Mini Cooper 1600cc	12	21:28.846	1 lap	16.242	65.02	1:43.715	12
14	76	C	Rob LADBROOK	Mini Cooper 1600cc	12	21:30.532	1 lap	1.686	64.94	1:44.186	12
15	9	C	Kevin OCONNOR	MINI Cooper 1600cc	12	21:35.451	1 lap	4.919	64.69	1:44.500	12
16	2	C	Luke CAUDLE	MINI Cooper 1600cc	12	21:36.077	1 lap	0.626	64.66	1:44.421	12
17	3	C	Roger BATES	MINI Cooper 1600cc	11	21:19.600	2 laps	1 lap	60.03	1:53.257	11
NOT CLASSIFIED											
DNF	17	S	Carl BENNETT	Mini Cooper S 1600cc	10	16:13.473	3 laps	1 lap	71.74	1:36.028	4
DNF	23	S	Chris PANAYIOTOU	Mini Cooper S 1600cc	5	9:38.962	8 laps	5 laps	60.31	1:36.594	2
DNF	97	S	Roger GRIMSHAW	Mini Cooper S 1600cc	1	1:55.151	12 laps	4 laps	60.65	1:49.311	1
DQ	66	S	Steve LIQUORISH	Mini Cooper S 1600cc	0						
DQ	26	S	Lee ALLEN	Mini Cooper S 1600cc	0						
FASTEST LAP											
7	S	Arthur FORSTER	Mini Cooper S 1600cc	7	1:34.303			74.05 mph		119.18 kph	
55	C	James BLYTH	Mini Cooper 1600cc	2	1:42.233			68.31 mph		109.94 kph	

Car 26 excluded from result C.d.1(e)

Car 66 excluded from results C.d.39

Weather / Track : Bright / Dry

These results are provisional until the conclusion of any judicial and technical matters.

Rockingham International  
Circuit Length = 1.9400 miles  
Start: 11:48 End: 12:11

Clerk of Course :		Timekeeper :	
-------------------	--	--------------	--

# Mini Challenge

## RACE 9 - LAP CHART

Lap 1			Lap 2			Lap 3			Lap 4			Lap 5		
No	Behind	Laptime	No	Behind	Laptime	No	Behind	Laptime	No	Behind	Laptime	No	Behind	Laptime
70		1:38.659	70		1:34.411	70		1:34.389	70		1:34.645	70		1:34.733
7	0.275	1:38.954	7	0.401	1:34.537	7	0.449	1:34.437	7	0.914	1:35.110	7	0.802	1:34.621
12	1.035	1:39.036	12	1.360	1:34.736	12	1.908	1:34.937	12	2.256	1:34.993	12	3.126	1:35.603
26	1.520	1:38.920	26	1.766	1:34.657	26	2.627	1:35.250	26	2.768	1:34.786	26	3.674	1:35.639
5	2.207	1:40.083	5	2.431	1:34.635	5	3.130	1:35.088	5	3.606	1:35.121	5	4.228	1:35.355
17	3.443	1:40.050	66	4.691	1:35.248	1	5.933	1:35.008	1	6.403	1:35.115	1	7.158	1:35.488
66	3.854	1:40.928	1	5.314	1:34.517	66	6.447	1:36.145	66	7.604	1:35.802	66	8.464	1:35.593
1	5.208	1:39.668	17	5.982	1:36.950	17	7.978	1:36.385	17	9.361	1:36.028	17	11.146	1:36.518
4	6.074	1:42.334	4	7.198	1:35.535	4	8.851	1:36.042	4	10.166	1:35.960	4	11.443	1:36.010
23	6.475	1:42.540	50	7.492	1:35.273	50	9.328	1:36.225	50	10.635	1:35.952	50	12.021	1:36.119
50	6.630	1:43.494	23	8.658	1:36.594	23	11.075	1:36.806	23	13.233	1:36.803 P	33	36.697	1:40.665
33	10.224	1:45.125	33	17.491	1:41.678	33	25.061	1:41.959	33	30.765	1:40.349	55	43.078	1:42.627
55	11.628	1:46.211	55	19.450	1:42.233	55	27.326	1:42.265	55	35.184	1:42.503	6	44.652	1:42.445
6	12.757	1:47.526	6	20.682	1:42.336	6	29.055	1:42.762	6	36.940	1:42.530	19	59.576	1:45.485
97	14.255	1:49.311	19	26.933	1:45.509	19	37.877	1:45.333	19	48.824	1:45.592	57	1:09.542	1:43.953
19	15.835	1:49.545	57	40.357	1:47.611	57	50.855	1:44.887	57	1:00.322	1:44.112	76	1:15.605	1:45.081
2	24.111	1:57.363	2	41.058	1:51.358	76	54.588	1:47.024	76	1:05.257	1:45.314	77	1:16.609	1:43.999
9	24.414	1:56.891	76	41.953	1:49.602	9	56.395	1:48.326	77	1:07.343	1:44.202	9	1:19.061	1:45.482
76	26.762	1:59.477	9	42.458	1:52.455	2	57.348	1:50.679	9	1:08.312	1:46.562	2	1:22.370	1:46.079
57	27.157	2:00.977	77	46.541	1:46.941	77	57.786	1:45.634	2	1:11.024	1:48.321			
3	29.254	2:01.494	3	51.597	1:56.754	3	1:14.036	1:56.828	3	1:33.651	1:54.260			
77	34.011	2:08.146												

# Mini Challenge

## RACE 9 - LAP CHART

Lap 6			Lap 7			Lap 8			Lap 9			Lap 10		
No	Behind	Laptime	No	Behind	Laptime	No	Behind	Laptime	No	Behind	Laptime	No	Behind	Laptime
70		1:34.922	70		1:34.587	70		1:35.112	70		1:35.026	70		1:36.372
7	0.870	1:34.990	7	0.586	1:34.303	7	0.380	1:34.906	57	1 LAP	1:43.306	19	1 LAP	1:44.120
12	4.094	1:35.890	12	4.871	1:35.364	77	1 LAP	1:45.245	7	0.387	1:35.033	7	1.696	1:37.681
26	4.345	1:35.593	5	5.896	1:35.538	76	1 LAP	1:45.733	12	6.306	1:35.750	12	5.657	1:35.723
5	4.945	1:35.639	1	8.318	1:35.172	9	1 LAP	1:44.788	5	7.734	1:36.184	5	7.389	1:36.027
23	1 LAP	3:01.388 P	66	11.388	1:35.965	12	5.582	1:35.823	1	8.800	1:35.540	1	7.666	1:35.238
1	7.733	1:35.497	17	14.961	1:36.855	5	6.576	1:35.792	77	1 LAP	1:44.920	57	1 LAP	1:43.948
66	10.010	1:36.468	4	15.658	1:36.999	2	1 LAP	1:45.375	76	1 LAP	1:44.921	66	14.128	1:36.334
17	12.693	1:36.469	26	16.201	1:46.443	1	8.286	1:35.080	66	14.166	1:36.553	17	18.380	1:36.820
4	13.246	1:36.725	50	16.772	1:37.807	66	12.639	1:36.363	9	1 LAP	1:46.277	26	18.506	1:36.645
50	13.552	1:36.453	3	1 LAP	1:53.703	17	16.653	1:36.804	2	1 LAP	1:44.576	4	20.167	1:37.231
3	1 LAP	1:57.044	33	49.377	1:41.651	4	17.480	1:36.934	17	17.932	1:36.305	77	1 LAP	1:44.652
33	42.313	1:40.538	55	58.744	1:42.610	26	17.595	1:36.506	26	18.233	1:35.664	50	20.709	1:37.456
55	50.721	1:42.565	6	1:00.161	1:42.573	50	18.105	1:36.445	4	19.308	1:36.854	76	1 LAP	1:46.134
6	52.175	1:42.445	19	1:18.788	1:44.205	33	53.962	1:39.697	50	19.625	1:36.546	9	1 LAP	1:46.199
19	1:09.170	1:44.516	57	1:26.932	1:43.477	3	1 LAP	1:54.471	33	58.846	1:39.910	2	1 LAP	1:44.950
57	1:18.042	1:43.422				55	1:06.096	1:42.464	55	1:13.824	1:42.754	33	1:02.393	1:39.919
77	1:26.599	1:44.912				6	1:07.761	1:42.712	6	1:16.269	1:43.534	55	1:20.150	1:42.698
76	1:26.979	1:46.296				19	1:28.061	1:44.385	3	1 LAP	1:55.605	6	1:22.256	1:42.359
9	1:29.727	1:45.588												
2	1:32.559	1:45.111												

# Mini Challenge

## RACE 9 - LAP CHART

Lap 11			Lap 12			Lap 13		
No	Behind	Laptime	No	Behind	Laptime	No	Behind	Laptime
70		1:35.740	70		1:36.635	70		1:36.493
3	2 LAPS	1:53.600	7	3.179	1:36.597	7	2.982	1:36.296
7	3.217	1:37.261	12	5.042	1:35.887	12	4.870	1:36.321
12	5.790	1:35.873	1	6.983	1:35.811	1	5.560	1:35.070
1	7.807	1:35.881	5	8.553	1:36.601	5	8.056	1:35.996
5	8.587	1:36.938	66	14.677	1:36.567	66	14.939	1:36.755
19	1 LAP	1:45.011	19	1 LAP	1:45.036	4	22.499	1:37.560
66	14.745	1:36.357	3	2 LAPS	1:53.928	50	23.015	1:37.570
57	1 LAP	1:43.226	4	21.432	1:36.618	26	23.533	1:36.903
26	19.418	1:36.652	57	1 LAP	1:43.066	19	1 LAP	1:45.355
4	21.449	1:37.022	50	21.938	1:36.794	57	1 LAP	1:43.543
50	21.779	1:36.810	26	23.123	1:40.340	3	2 LAPS	1:53.257
77	1 LAP	1:45.351	77	1 LAP	1:44.368	77	1 LAP	1:43.715
76	1 LAP	1:44.265	76	1 LAP	1:44.318	76	1 LAP	1:44.186
9	1 LAP	1:44.992	9	1 LAP	1:44.972	9	1 LAP	1:44.500
2	1 LAP	1:44.982	2	1 LAP	1:45.218	2	1 LAP	1:44.421
33	1:06.467	1:39.814	33	1:12.721	1:42.889	33	1:18.910	1:42.682
55	1:27.190	1:42.780	55	1:33.272	1:42.717	55	1:40.006	1:43.227
6	1:29.361	1:42.845	6	1:35.584	1:42.858	6	1:54.320	1:55.229

# Mini Challenge

## RACE 14 - GRID - AMENDED

ROW 11	66 Steve LIQUORISH	26 Lee ALLEN
ROW 10	97 Roger GRIMSHAW	23 Chris PANAYIOTOU
ROW 9	17 Carl BENNETT	3 Roger BATES
ROW 8	2 Luke CAUDLE	9 Kevin OCONNOR
ROW 7	55 James BLYTH	6 Joey POWIS
ROW 6	19 Sarah PARSONS	57 Nick BOOTH
ROW 5	77 Nigel JOHNSON	76 Rob LADBROOK
ROW 4	33 Laurence SAIT	50 Jason RICHARDSON
ROW 3	70 Ollie MORTIMER	7 Arthur FORSTER
ROW 2	12 Jack STANFORD	1 Martin DEPPER
ROW 1	5 Phil HOUSE	4 Shaun KING

**Pole**

Rockingham International  
Circuit Length = 1.9400 miles

**These results are provisional until the conclusion of any judicial and technical matters.**

Clerk of Course :

Timekeeper :

# Dunlop Sport Maxx Production Cup

## RACE 10 - CLASSIFICATION

POS	NO	CL	NAME	NAT	ENTRY	LAPS	TIME	GAP	DIFF	MPH	BEST	ON
1	1	A	<b>Leyton CLARKE</b>		Vauxhall Astra VXR	13	20:44.012			72.98	1:34.343	2
2	22	A	<b>Simon SHAW</b>		SEAT Leon Cupra	13	20:46.250	<b>2.238</b>	2.238	72.85	1:34.041	2
3	14	A	<b>Adrian CHURCHILL</b>		Vauxhall Astra VXR	13	20:47.635	<b>3.623</b>	1.385	72.77	1:34.380	3
4	9	A	<b>John ALLISON</b>		Vauxhall Astra VXR	13	20:48.069	<b>4.057</b>	0.434	72.74	1:34.256	3
5	8	A	<b>Martin WALLBANK</b>		Vauxhall Astra VXR	13	20:56.779	<b>12.767</b>	8.710	72.24	1:34.221	2
6	10	A	<b>James CORTE</b>		Vauxhall Astra VXR	13	21:13.311	<b>29.299</b>	16.532	71.30	1:36.466	4
7	40	A	<b>Chris OAKMAN</b>		Mini Cooper S JCW	13	21:13.514	<b>29.502</b>	0.203	71.29	1:36.354	11
8	2	A	<b>Simon GUSTERSON</b>		Renault Renaultsport Megane R26	13	21:32.669	<b>48.657</b>	19.155	70.23	1:36.640	4
9	50	B	<b>Peter WHINNEY</b>		SEAT Leon	13	21:34.758	<b>50.746</b>	2.089	70.12	1:37.617	3
10	33	B	<b>Abbie EATON</b>		Vauxhall Corsa	13	21:35.102	<b>51.090</b>	0.344	70.10	1:38.126	5
11	63	C	<b>Dan MALONE</b>		Peugeot 106 Gti	12	20:58.322	<b>1 lap</b>	1 lap	66.60	1:43.239	10
NOT CLASSIFIED												
DNF	32	B	<b>Christina HOLLEY</b>		Renault Clio Sport 172	1	1:53.539	<b>12 laps</b>	11 laps	61.51	1:53.539	1
FASTEST LAP												
22	A	<b>Simon SHAW</b>		SEAT Leon Cupra	2	1:34.041		74.26 mph		119.51 kph		
50	B	<b>Peter WHINNEY</b>		SEAT Leon	3	1:37.617		71.54 mph		115.13 kph		
63	C	<b>Dan MALONE</b>		Peugeot 106 Gti	10	1:43.239		67.64 mph		108.86 kph		

Weather / Track : Bright / Dry

These results are provisional until the conclusion of any judicial and technical matters.

Rockingham International  
Circuit Length = 1.9400 miles  
Start: 12:28 End: 12:49

Clerk of Course :	Timekeeper :
-------------------	--------------



# Dunlop Sport Maxx Production Cup

## RACE 10 - LAP CHART

Lap 1			Lap 2			Lap 3			Lap 4			Lap 5		
No	Behind	Laptime	No	Behind	Laptime	No	Behind	Laptime	No	Behind	Laptime	No	Behind	Laptime
8		1:40.571	8		1:34.221	8		1:34.887	8		1:35.265	22		1:34.916
22	0.606	1:41.177	22	0.426	1:34.041	22	0.319	1:34.780	22	0.441	1:35.387	1	0.416	1:34.938
1	1.445	1:42.016	1	1.567	1:34.343	1	1.132	1:34.452	1	0.835	1:34.968	8	1.773	1:37.130
14	1.810	1:42.381	14	2.349	1:34.760	14	1.842	1:34.380	14	1.363	1:34.786	9	2.380	1:35.625
9	3.011	1:43.582	9	3.307	1:34.517	9	2.676	1:34.256	9	2.112	1:34.701	14	2.812	1:36.806
10	3.802	1:44.373	10	6.141	1:36.560	10	7.897	1:36.643	10	9.098	1:36.466	10	11.342	1:37.601
2	4.885	1:45.456	2	8.435	1:37.771	2	11.503	1:37.955	2	12.878	1:36.640	2	15.206	1:37.685
50	6.661	1:47.232	40	9.596	1:36.886	40	11.958	1:37.249	40	13.517	1:36.824	40	16.413	1:38.253
40	6.931	1:47.502	50	10.792	1:38.352	50	13.522	1:37.617	50	17.026	1:38.769	50	20.507	1:38.838
33	7.832	1:48.403	33	11.803	1:38.192	33	15.383	1:38.467	33	18.265	1:38.147	33	21.034	1:38.126
63	11.639	1:52.210	63	21.723	1:44.305	63	32.422	1:45.586	63	41.101	1:43.944	63	49.920	1:44.176
32	12.968	1:53.539												

**Dunlop Sport Maxx Production Cup**  
**RACE 10 - LAP CHART**


Lap 6			Lap 7			Lap 8			Lap 9			Lap 10		
No	Behind	Laptime	No	Behind	Laptime	No	Behind	Laptime	No	Behind	Laptime	No	Behind	Laptime
22		1:35.450	1		1:34.794	1		1:34.996	1		1:35.106	1		1:35.409
1	0.308	1:35.342	9	1.874	1:35.019	9	2.138	1:35.260	9	2.371	1:35.339	9	2.607	1:35.645
9	1.957	1:35.027	22	2.229	1:37.331	22	2.376	1:35.143	22	2.530	1:35.260	22	3.102	1:35.981
14	2.583	1:35.221	14	3.178	1:35.697	14	3.489	1:35.307	14	3.935	1:35.552	14	3.908	1:35.382
8	3.864	1:37.541	8	4.680	1:35.918	8	5.995	1:36.311	8	7.570	1:36.681	8	9.180	1:37.019
10	12.822	1:36.930	10	14.828	1:37.108	10	17.219	1:37.387	10	19.850	1:37.737	10	22.782	1:38.341
2	17.508	1:37.752	2	20.560	1:38.154	40	22.718	1:37.049	40	24.418	1:36.806	40	25.740	1:36.731
40	18.286	1:37.323	40	20.665	1:37.481	2	23.305	1:37.741	2	26.063	1:37.864	2	30.312	1:39.658
50	24.368	1:39.311	50	29.210	1:39.944	50	33.008	1:38.794	50	37.786	1:39.884	50	41.788	1:39.411
33	24.701	1:39.117	33	29.566	1:39.967	33	33.238	1:38.668	33	37.944	1:39.812	33	42.012	1:39.477
63	58.129	1:43.659	63	1:07.251	1:44.224	63	1:16.123	1:43.868	63	1:24.367	1:43.350	63	1:32.197	1:43.239

**Dunlop Sport Maxx Production Cup**  
**RACE 10 - LAP CHART**

Lap 11			Lap 12			Lap 13		
No	Behind	Laptime	No	Behind	Laptime	No	Behind	Laptime
1		1:35.444	1		1:35.891	1		1:36.313
9	2.857	1:35.694	9	3.006	1:36.040	22	2.238	1:35.292
22	3.154	1:35.496	22	3.259	1:35.996	14	3.623	1:36.134
14	4.057	1:35.593	14	3.802	1:35.636	9	4.057	1:37.364
8	10.534	1:36.798	63	1 LAP	1:45.886	8	12.767	1:37.298
10	25.092	1:37.754	8	11.782	1:37.139	63	1 LAP	1:43.875
40	26.650	1:36.354	10	26.974	1:37.773	10	29.299	1:38.638
2	37.404	1:42.536	40	27.303	1:36.544	40	29.502	1:38.512
50	45.223	1:38.879	2	42.702	1:41.189	2	48.657	1:42.268
33	45.430	1:38.862	50	48.262	1:38.930	50	50.746	1:38.797
			33	48.645	1:39.106	33	51.090	1:38.758

# Dunlop Sport Maxx Production Cup

## RACE 15 - GRID

ROW 6	32 Christina HOLLEY	63 Dan MALONE
ROW 5	33 Abbie EATON	50 Peter WHINNEY
ROW 4	2 Simon GUSTERSON	40 Chris OAKMAN
ROW 3	10 James CORTE	8 Martin WALLBANK
ROW 2	1 Leyton CLARKE	22 Simon SHAW
ROW 1	14 Adrian CHURCHILL	9 John ALLISON
<b>Pole</b>		
		

Rockingham International  
Circuit Length = 1.9400 miles

**These results are provisional until the conclusion of any judicial and technical matters.**

Clerk of Course :		Timekeeper :
-------------------	--	--------------

# Pickup Truck Racing Championship

## RACE 11 - CLASSIFICATION

POS	NO	CL	NAME	ENTRY	LAPS	TIME	GAP	DIFF	MPH	BEST	ON
1	16		Steve DANCE	Pickup Sport 2.0L	35	27:46.343			111.82	40.685	10
2	63		Phil WHITE	Pickup Sport 2.0L	35	27:46.839	0.496	0.496	111.79	40.495	32
3	22		Nic GRINDROD	Pickup Sport 2.0L	35	27:46.880	0.537	0.041	111.79	40.480	32
4	4		Pete STEVENS	Pickup Sport 2.0L	35	27:46.968	0.625	0.088	111.78	40.379	32
5	21		Kelly JAYNE WELLS	Pickup Sport 2.0L	35	27:47.360	1.017	0.392	111.76	40.635	11
6	54		Gavin SEAGER	Pickup Sport 2.0L	35	27:47.427	1.084	0.067	111.75	40.643	11
7	98		Anthony HAWKINS	Pickup Sport 2.0L	35	27:47.592	1.249	0.165	111.74	40.375	3
8	15		Simon CARR	Pickup Sport 2.0L	35	27:47.697	1.354	0.105	111.73	40.462	33
9	93		Michael SMITH	Pickup Sport 2.0L	35	27:47.926	1.583	0.229	111.72	40.584	33
10	6		Robert BUTTERFIELD	Pickup Sport 2.0L	35	27:48.192	1.849	0.266	111.70	40.700	34
11	3		Julian ARNOLD	Pickup Sport 2.0L	35	27:48.630	2.287	0.438	111.67	40.759	34
12	7		Tony MUMFORD	Pickup Sport 2.0L	35	27:56.612	10.269	7.982	111.14	41.541	30
13	69		Lee ROGERS	Pickup Sport 2.0L	35	28:02.092	15.749	5.480	110.78	42.357	30
14	37		Neil TREESLER	Pickup Sport 2.0L	35	28:03.286	16.943	1.194	110.70	42.373	30
15	51		John MICKEL	Pickup Sport 2.0L	34	28:02.317	1 lap	1 lap	107.60	41.091	8
NOT CLASSIFIED											
DNF	2		Dave BRIGGS	Pickup Sport 2.0L	20	14:08.762	15 laps	14 laps	125.45	41.102	8
DNF	41		Carl BROADLEY	Pickup Sport 2.0L	19	13:16.407	16 laps	1 lap	127.01	40.966	12
FASTEST LAP											
	98		Anthony HAWKINS	Pickup Sport 2.0L	3	40.375			131.86 mph	212.21 kph	

Weather / Track : Sunny / Dry  
 These results are provisional until the conclusion of any judicial and technical matters.

Rockingham Oval  
 Circuit Length = 1.4789 miles  
 Start: 13:16 End: 13:44

Clerk of Course :	Timekeeper :
-------------------	--------------

**Pickup Truck Racing Championship**  
**RACE 11 - LAP CHART**

Lap 1			Lap 2			Lap 3			Lap 4			Lap 5		
No	Behind	Laptime	No	Behind	Laptime	No	Behind	Laptime	No	Behind	Laptime	No	Behind	Laptime
22		42.954	22		41.433	22		41.431	22		41.258	63		41.264
15	0.483	43.355	15	0.216	41.166	15	0.191	41.406	63	0.225	41.033	22	0.009	41.498
51	0.681	43.666	54	0.574	41.303	54	0.303	41.160	16	0.490	41.126	16	0.133	41.132
54	0.704	43.393	4	0.698	41.296	63	0.450	40.908	15	0.509	41.576	4	0.377	41.210
93	0.764	43.544	63	0.973	41.387	4	0.603	41.336	4	0.656	41.311	15	0.570	41.550
4	0.835	43.320	16	1.333	41.772	16	0.622	40.720	54	0.930	41.885	54	0.740	41.299
21	0.872	43.498	21	1.594	42.155	98	0.851	40.375	98	1.085	41.492	21	0.929	41.216
16	0.994	43.255	98	1.907	42.132	21	0.909	40.746	21	1.202	41.551	98	1.153	41.557
63	1.019	43.255	93	2.126	42.795	93	1.962	41.267	93	1.462	40.758	93	1.266	41.293
98	1.208	43.683	51	2.175	42.927	51	2.284	41.540	51	2.389	41.363	51	2.308	41.408
2	1.451	43.497	2	2.741	42.723	2	2.442	41.132	2	2.528	41.344	2	2.479	41.440
6	1.721	43.608	41	3.171	42.305	41	3.194	41.454	6	3.373	41.227	6	2.897	41.013
7	2.063	44.086	6	3.249	42.961	6	3.404	41.586	3	3.972	41.710	3	3.909	41.426
41	2.299	43.419	3	3.369	42.155	3	3.520	41.582	41	4.180	42.244	41	4.297	41.606
3	2.647	44.042	7	3.479	42.849	7	3.859	41.811	7	4.399	41.798	7	4.698	41.788
69	3.087	44.818	69	4.588	42.934	69	6.019	42.862	69	7.479	42.718	69	8.983	42.993
37	3.289	44.896	37	4.862	43.006	37	6.369	42.938	37	7.833	42.722	37	9.248	42.904

**Pickup Truck Racing Championship**  
**RACE 11 - LAP CHART**

Lap 6			Lap 7			Lap 8			Lap 9			Lap 10		
No	Behind	Laptime	No	Behind	Laptime	No	Behind	Laptime	No	Behind	Laptime	No	Behind	Laptime
63		41.398	63		41.325	16		41.145	16		40.795	16		40.685
16	0.086	41.351	16	0.128	41.367	22	0.224	41.251	22	0.152	40.723	22	0.221	40.754
22	0.816	42.205	22	0.246	40.755	15	0.510	41.093	15	0.558	40.843	15	0.479	40.606
4	0.971	41.992	15	0.690	40.977	54	0.634	41.077	54	0.773	40.934	54	0.805	40.717
15	1.038	41.866	54	0.830	40.979	21	0.979	41.282	21	1.037	40.853	63	0.992	40.614
54	1.176	41.834	21	0.970	41.053	63	1.009	42.282	63	1.063	40.849	21	1.120	40.768
21	1.242	41.711	4	1.216	41.570	4	1.101	41.158	4	1.197	40.891	4	1.359	40.847
98	1.400	41.645	98	1.439	41.364	98	1.222	41.056	98	1.330	40.903	98	1.508	40.863
93	1.474	41.606	93	1.855	41.706	93	1.435	40.853	93	1.781	41.141	93	2.025	40.929
51	2.190	41.280	51	2.193	41.328	51	2.011	41.091	51	2.389	41.173	51	2.941	41.237
2	2.314	41.233	2	2.323	41.334	2	2.152	41.102	2	2.544	41.187	2	3.103	41.244
6	2.439	40.940	6	2.440	41.326	6	2.261	41.094	6	2.653	41.187	6	3.234	41.266
3	4.008	41.497	3	4.249	41.566	3	4.600	41.624	3	5.482	41.677	3	6.210	41.413
41	4.286	41.387	41	4.601	41.640	41	5.219	41.891	41	6.382	41.958	41	7.219	41.522
7	5.094	41.794	7	6.292	42.523	7	8.239	43.220	7	10.734	43.290	7	13.583	43.534
69	10.623	43.038	69	12.716	43.418	69	14.482	43.039	37	16.979	43.130	37	19.820	43.526
37	10.843	42.993	37	12.915	43.397	37	14.644	43.002	69	17.087	43.400	69	19.976	43.574

**Pickup Truck Racing Championship**  
**RACE 11 - LAP CHART**

Lap 11			Lap 12			Lap 13			Lap 14			Lap 15		
No	Behind	Laptime	No	Behind	Laptime	No	Behind	Laptime	No	Behind	Laptime	No	Behind	Laptime
16		40.820	16		40.975	16		41.017	16		41.155	15		41.380
22	0.194	40.793	15	0.299	40.915	15	0.221	40.939	15	0.016	40.950	63	0.230	41.406
15	0.359	40.700	54	0.471	40.818	54	0.355	40.901	54	0.142	40.942	54	0.231	41.485
54	0.628	40.643	22	0.484	41.265	63	0.777	41.225	63	0.220	40.598	22	0.350	41.362
63	0.802	40.630	63	0.569	40.742	22	0.908	41.441	22	0.384	40.631	21	0.486	41.339
21	0.935	40.635	21	0.690	40.730	21	1.001	41.328	21	0.543	40.697	4	1.526	42.173
4	1.126	40.587	4	0.866	40.715	4	1.284	41.435	4	0.749	40.620	98	1.696	41.967
98	1.259	40.571	98	1.043	40.759	98	1.433	41.407	98	1.125	40.847	16	1.998	43.394
93	2.244	41.039	93	2.340	41.071	93	2.329	41.006	93	2.358	41.184	93	2.056	41.094
51	3.776	41.655	6	5.152	42.172	6	6.055	41.920	6	6.798	41.898	6	7.182	41.780
2	3.899	41.616	2	5.643	42.719	2	6.501	41.875	2	7.092	41.746	2	7.341	41.645
6	3.955	41.541	51	5.897	43.096	51	6.826	41.946	51	7.755	42.084	51	8.541	42.182
3	7.050	41.660	3	7.439	41.364	3	7.661	41.239	3	7.963	41.457	41	8.575	41.965
41	7.722	41.323	41	7.713	40.966	41	7.852	41.156	41	8.006	41.309	3	8.896	42.329
7	16.422	43.659	7	18.853	43.406	7	21.541	43.705	7	23.642	43.256	7	25.981	43.735
37	21.798	42.798	37	23.852	43.029	37	26.058	43.223	37	27.916	43.013	37	30.505	43.985
69	21.936	42.780	69	23.976	43.015	69	26.181	43.222	69	27.994	42.968	69	30.715	44.117



**Pickup Truck Racing Championship**  
**RACE 11 - LAP CHART**

Lap 16			Lap 17			Lap 18			Lap 19			Lap 20		
No	Behind	Laptime	No	Behind	Laptime	No	Behind	Laptime	No	Behind	Laptime	No	Behind	Laptime
15		41.823	63		41.754	21		41.463	22		41.843	54		41.016
63	0.116	41.709	15	0.016	41.886	63	0.052	41.598	63	0.483	42.668	63	0.263	41.380
54	0.292	41.884	21	0.083	41.524	22	0.394	41.742	54	0.584	41.958	22	0.272	41.872
22	0.321	41.794	22	0.198	41.747	15	0.614	42.144	21	0.597	42.834	21	0.363	41.366
21	0.429	41.766	54	0.361	41.939	54	0.863	42.048	15	0.756	42.379	16	0.593	41.362
4	0.625	40.922	4	0.465	41.710	4	0.971	42.052	16	0.831	41.863	15	0.933	41.777
98	0.861	40.988	98	0.650	41.659	16	1.205	41.856	4	0.969	42.235	4	1.061	41.692
16	1.774	41.599	16	0.895	40.991	98	1.243	42.139	93	1.072	41.912	98	1.449	41.843
93	2.134	41.901	93	1.102	40.838	93	1.397	41.841	98	1.206	42.200	93	1.457	41.985
6	7.348	41.989	6	7.205	41.727	6	7.366	41.707	6	6.764	41.635	6	7.176	42.012
2	7.545	42.027	2	7.433	41.758	2	7.527	41.640	2	7.085	41.795	3	9.649	42.869
41	8.399	41.647	41	7.745	41.216	41	7.719	41.520	41	7.164	41.682	51	14.011	45.106
51	9.206	42.488	3	9.389	41.907	3	9.323	41.480	3	8.380	41.294	2	17.919	52.434
3	9.352	42.279	51	9.867	42.531	51	10.575	42.254	51	10.505	42.167	7	36.862	46.937
7	27.614	43.456	7	29.126	43.382	7	30.808	43.228	7	31.525	42.954	69	42.021	47.820
69	32.417	43.525	69	33.948	43.401	69	35.275	42.873	69	35.801	42.763	37	43.130	47.734
37	32.864	44.182	37	34.375	43.381	37	36.231	43.402	37	36.996	43.002			

**Pickup Truck Racing Championship**  
**RACE 11 - LAP CHART**

Lap 21			Lap 22			Lap 23			Lap 24			Lap 25		
No	Behind	Laptime	No	Behind	Laptime	No	Behind	Laptime	No	Behind	Laptime	No	Behind	Laptime
54		50.698	54		1:21.338	54		1:22.704	54		1:20.149	54		1:16.265
63	0.540	50.975	63	0.799	1:21.597	63	0.821	1:22.726	63	1.240	1:20.568	63	0.696	1:15.721
21	1.309	51.644	21	1.471	1:21.500	21	1.348	1:22.581	21	1.815	1:20.616	21	1.119	1:15.569
16	2.142	52.247	16	2.576	1:21.772	16	2.376	1:22.504	16	2.847	1:20.620	16	2.049	1:15.467
22	2.952	53.378	22	3.373	1:21.759	22	3.418	1:22.749	22	3.763	1:20.494	22	2.599	1:15.101
15	3.690	53.455	15	3.937	1:21.585	15	4.140	1:22.907	15	4.477	1:20.486	15	3.265	1:15.053
4	4.195	53.832	4	4.829	1:21.972	4	4.659	1:22.534	4	5.950	1:21.440	4	4.055	1:14.370
98	4.815	54.064	98	5.511	1:22.034	98	5.129	1:22.322	98	6.895	1:21.915	98	4.649	1:14.019
93	5.803	55.044	93	6.487	1:22.022	93	6.105	1:22.322	93	7.531	1:21.575	93	5.363	1:14.097
6	6.709	50.231	6	7.423	1:22.052	6	6.776	1:22.057	6	8.329	1:21.702	6	5.983	1:13.919
3	7.244	48.293	3	8.085	1:22.179	51	7.036	1:20.398 P	3	8.871	1:21.821	3	6.547	1:13.941
51	21.187	57.874	51	9.342	1:09.493	3	7.199	1:21.818	7	9.476	1:21.751	7	7.210	1:13.999
7	46.718	1:00.554	7	12.376	46.996	7	7.874	1:18.202	69	9.946	1:21.443	69	7.857	1:14.176
69	48.008	56.685	69	13.747	47.077	69	8.652	1:17.609	37	10.993	1:21.870	37	8.515	1:13.787
37	48.855	56.423	37	15.298	47.781	37	9.272	1:16.678	51	47.549	2:00.662 P			

**Pickup Truck Racing Championship**  
**RACE 11 - LAP CHART**

Lap 26			Lap 27			Lap 28			Lap 29			Lap 30		
No	Behind	Laptime	No	Behind	Laptime	No	Behind	Laptime	No	Behind	Laptime	No	Behind	Laptime
54		1:09.314	54		1:05.029	21		43.162	21		41.522	21		40.747
63	0.713	1:09.331	63	0.208	1:04.524	16	0.084	43.059	16	0.113	41.551	16	0.115	40.749
21	1.108	1:09.303	21	0.312	1:04.233	54	0.102	43.576	63	0.354	41.486	54	0.325	40.696
16	1.993	1:09.258	16	0.499	1:03.535	22	0.349	43.172	54	0.376	41.796	63	0.468	40.861
22	2.403	1:09.118	22	0.651	1:03.277	63	0.390	43.656	22	0.457	41.630	22	0.587	40.877
15	2.762	1:08.811	15	0.766	1:03.033	15	0.497	43.205	15	0.769	41.794	15	0.937	40.915
4	3.024	1:08.283	4	0.952	1:02.957	4	0.507	43.029	4	0.938	41.953	4	0.963	40.772
98	3.392	1:08.057	98	1.093	1:02.730	93	0.679	42.803	93	0.979	41.822	98	1.155	40.856
93	3.722	1:07.673	93	1.350	1:02.657	98	0.682	43.063	98	1.046	41.886	93	1.467	41.235
6	4.185	1:07.516	6	1.578	1:02.422	6	0.883	42.779	6	1.158	41.797	6	1.653	41.242
3	4.587	1:07.354	3	1.854	1:02.296	3	1.211	42.831	3	1.477	41.788	3	1.947	41.217
7	5.027	1:07.131	7	2.009	1:02.011	7	1.567	43.032	7	2.013	41.968	7	2.807	41.541
69	5.373	1:06.830	69	2.162	1:01.818	69	2.591	43.903	69	3.739	42.670	69	5.349	42.357
37	5.667	1:06.466	37	2.371	1:01.733	51	1 LAP	43.811	51	1 LAP	42.656	51	1 LAP	42.329
51	1 LAP	1:45.372	51	1 LAP	1:00.091	37	3.156	44.259	37	4.262	42.628	37	5.888	42.373

**Pickup Truck Racing Championship**  
**RACE 11 - LAP CHART**

Lap 31			Lap 32			Lap 33			Lap 34			Lap 35		
No	Behind	Laptime	No	Behind	Laptime	No	Behind	Laptime	No	Behind	Laptime	No	Behind	Laptime
16		40.780	16		40.743	16		40.771	16		40.762	16		41.089
54	0.146	40.716	63	0.209	40.495	63	0.290	40.852	63	0.523	40.995	63	0.496	41.062
63	0.457	40.884	22	0.352	40.480	54	0.738	41.149	22	0.685	40.704	22	0.537	40.941
22	0.615	40.923	54	0.360	40.957	22	0.743	41.162	4	0.849	40.750	4	0.625	40.865
4	0.832	40.764	4	0.468	40.379	4	0.861	41.164	21	1.095	40.772	21	1.017	41.011
21	0.999	41.894	21	1.060	40.804	21	1.085	40.796	54	1.243	41.267	54	1.084	40.930
98	1.234	40.974	98	1.379	40.888	98	1.277	40.669	98	1.490	40.975	98	1.249	40.848
15	1.253	41.211	15	1.852	41.342	15	1.543	40.462	15	1.637	40.856	15	1.354	40.806
93	1.357	40.785	93	2.099	41.485	93	1.912	40.584	93	1.991	40.841	93	1.583	40.681
6	1.502	40.744	6	2.205	41.446	6	2.267	40.833	6	2.205	40.700	6	1.849	40.733
3	2.055	41.003	3	2.455	41.143	3	2.580	40.896	3	2.577	40.759	3	2.287	40.799
7	3.670	41.758	7	4.871	41.944	7	6.601	42.501	7	8.187	42.348	7	10.269	43.171
51	1 LAP	42.762	69	10.479	43.787	69	12.307	42.599	69	14.041	42.496	69	15.749	42.797
69	7.435	42.981	51	1 LAP	44.089	51	1 LAP	42.578	51	1 LAP	42.592	51	1 LAP	42.756
37	7.850	42.857	37	10.976	43.869	37	12.735	42.530	37	14.787	42.814	37	16.943	43.245

# BMW CSL Cup

## RACE 12 - CLASSIFICATION

POS	NO	CL	NAME	ENTRY	LAPS	TIME	GAP	DIFF	MPH	BEST	ON
1	24	I	Martin WEBB	BMW E46 M3	14	21:01.191			77.52	1:28.261	7
2	3		Dan STRINGFELLOW	BMW	14	21:09.878	8.687	8.687	76.99	1:29.025	5
3	25	I	Garrie WHITTAKER	BMW E30 M3	14	21:10.870	9.679	0.992	76.93	1:29.216	5
4	5		Jamie MARTIN	BMW E46 M3	14	21:21.737	20.546	10.867	76.28	1:29.908	12
5	56	I	Adrian WATT	BMW	14	21:22.379	21.188	0.642	76.24	1:29.684	4
6	22		Geoffrey STEEL	BMW E46 M3	14	21:31.777	30.586	9.398	75.69	1:30.394	4
7	23	I	Keith WEBSTER	BMW E46 M3	14	21:32.173	30.982	0.396	75.66	1:30.274	9
8	20	I	Anthony HOWARTH	BMW E36 M3	14	21:47.832	46.641	15.659	74.76	1:32.003	10
9	99		John THORNE	BMW E46 M3	14	22:14.389	1:13.198	26.557	73.27	1:33.853	9
10	4	S	John HARRISON	BMW E46 M3	14	22:25.806	1:24.615	11.417	72.65	1:33.574	2
NOT CLASSIFIED											
DNF	21	S	Stuart CLARKE	BMW E46 M3	5	19:09.865	9 laps	9 laps	30.36		
FASTEST LAP											
24	I		Martin WEBB	BMW E46 M3	7	1:28.261		79.12 mph		127.34 kph	
3			Dan STRINGFELLOW	BMW	5	1:29.025		78.44 mph		126.25 kph	
4	S		John HARRISON	BMW E46 M3	2	1:33.574		74.63 mph		120.11 kph	

Weather / Track : Bright / Dry

These results are provisional until the conclusion of any judicial and technical matters.

Rockingham International  
Circuit Length = 1.9400 miles  
Start: 14:06 End: 14:29

Clerk of Course :		Timekeeper :
-------------------	--	--------------

# BMW CSL Cup

## RACE 12 - LAP CHART

Lap 1			Lap 2			Lap 3			Lap 4			Lap 5		
No	Behind	Laptime	No	Behind	Laptime	No	Behind	Laptime	No	Behind	Laptime	No	Behind	Laptime
3		1:35.219	3		1:30.638	24		1:28.866	24		1:28.463	24		1:28.539
20	0.973	1:35.504	25	0.712	1:30.096	3	0.113	1:29.780	3	1.626	1:29.976	3	2.112	1:29.025
25	1.254	1:36.564	24	0.801	1:28.922	25	1.474	1:30.429	25	2.648	1:29.637	25	3.325	1:29.216
5	2.160	1:37.062	20	2.976	1:32.641	5	5.102	1:31.109	5	7.698	1:31.059	5	11.087	1:31.928
24	2.517	1:35.569	5	3.660	1:32.138	20	6.673	1:33.364	56	8.014	1:29.684	56	11.321	1:31.846
99	4.154	1:37.606	56	6.692	1:31.867	56	6.793	1:29.768	20	10.601	1:32.391	20	14.516	1:32.454
56	5.463	1:38.880	99	8.100	1:34.584	22	9.406	1:30.877	22	11.337	1:30.394	22	15.042	1:32.244
22	5.640	1:39.781	22	8.196	1:33.194	23	11.368	1:32.431	23	14.801	1:31.896	23	18.052	1:31.790
23	6.464	1:39.411	23	8.604	1:32.778	99	13.234	1:34.801	99	18.698	1:33.927	99	24.444	1:34.285
4	7.618	1:40.534	4	10.554	1:33.574	4	15.310	1:34.423	4	21.551	1:34.704	4	27.668	1:34.656
21	13.552	1:46.613 P												

**BMW CSL Cup**  
**RACE 12 - LAP CHART**

Lap 6			Lap 7			Lap 8			Lap 9			Lap 10		
No	Behind	Laptime	No	Behind	Laptime	No	Behind	Laptime	No	Behind	Laptime	No	Behind	Laptime
24		1:29.083	24		1:28.261	24		1:28.447	24		1:32.058	24		1:30.827
3	2.824	1:29.795	3	4.748	1:30.185	3	6.869	1:30.568	3	4.894	1:30.083	3	4.312	1:30.245
25	3.572	1:29.330	25	5.292	1:29.981	25	7.044	1:30.199	25	5.389	1:30.403	25	5.568	1:31.006
5	12.841	1:30.837	5	15.311	1:30.731	56	17.867	1:30.908	56	16.269	1:30.460	56	15.679	1:30.237
56	13.284	1:31.046	56	15.406	1:30.383	5	18.953	1:32.089	5	17.295	1:30.400	5	16.795	1:30.327
22	16.984	1:31.025	21	5 LAPS	8:57.870	22	22.820	1:31.255	22	22.171	1:31.409	22	21.865	1:30.521
20	18.730	1:33.297	22	20.012	1:31.289	20	27.340	1:32.585	23	26.095	1:30.274	23	26.091	1:30.823
23	20.184	1:31.215	20	23.202	1:32.733	23	27.879	1:32.712	20	28.198	1:32.916	20	29.374	1:32.003
99	29.960	1:34.599	23	23.614	1:31.691	99	43.064	1:34.953	99	44.859	1:33.853	99	48.587	1:34.555
4	33.100	1:34.515	99	36.558	1:34.859	4	48.003	1:36.711	4	52.250	1:36.305	4	57.306	1:35.883
			4	39.739	1:34.900	21	5 LAPS	2:04.881 P						

**BMW CSL Cup**  
**RACE 12 - LAP CHART**

Lap 11			Lap 12			Lap 13			Lap 14		
No	Behind	Laptime	No	Behind	Laptime	No	Behind	Laptime	No	Behind	Laptime
24		1:28.908	24		1:29.427	24		1:29.848	24		1:29.566
3	6.001	1:30.597	3	7.188	1:30.614	3	7.823	1:30.483	3	8.687	1:30.430
25	6.636	1:29.976	25	7.871	1:30.662	25	8.836	1:30.813	25	9.679	1:30.409
56	17.034	1:30.263	56	18.094	1:30.487	5	19.802	1:30.510	5	20.546	1:30.310
5	18.659	1:30.772	5	19.140	1:29.908	56	20.367	1:32.121	56	21.188	1:30.387
22	24.680	1:31.723	22	27.007	1:31.754	22	29.300	1:32.141	22	30.586	1:30.852
23	28.065	1:30.882	23	29.231	1:30.593	23	29.837	1:30.454	23	30.982	1:30.711
21	7 LAPS	4:10.710	20	37.465	1:33.406	20	41.595	1:33.978	20	46.641	1:34.612
20	33.486	1:33.020	99	1:01.122	1:35.290	99	1:06.138	1:34.864	99	1:13.198	1:36.626
99	55.259	1:35.580	21	7 LAPS	2:05.393 P	4	1:16.764	1:35.134	4	1:24.615	1:37.417
4	1:04.751	1:36.353	4	1:11.478	1:36.154						



# BARC Westfield Sportscar Series

## RACE 13 - CLASSIFICATION

POS	NO	CL	NAME	ENTRY	LAPS	TIME	GAP	DIFF	MPH	BEST	ON
1	24	B	<b>Simon PRYKE</b>	Westfield SEW	13	20:20.483			74.38	1:32.539	10
2	1	B	<b>Andrew SPENCER</b>	Westfield SE	13	20:32.528	<b>12.045</b>	12.045	73.66	1:33.478	6
3	71	B	<b>Martin GARTSIDE</b>	Westfield SE	13	20:45.361	<b>24.878</b>	12.833	72.90	1:34.288	11
4	2	B	<b>Nick FLOWERS</b>	Westfield SEi	13	20:47.262	<b>26.779</b>	1.901	72.79	1:34.306	2
5	36	B	<b>Jon CHAPPELL</b>	Westfield SEi	13	20:52.240	<b>31.757</b>	4.978	72.50	1:34.387	10
6	50	B	<b>Brian DEAN</b>	Westfield Se	13	20:56.543	<b>36.060</b>	4.303	72.25	1:34.426	6
7	60	B	<b>Mark CALLAHAN</b>	Westfield SE	13	20:58.395	<b>37.912</b>	1.852	72.14	1:34.908	7
8	13	B	<b>Matthew JONES</b>	Westfield SE	13	21:04.510	<b>44.027</b>	6.115	71.79	1:34.873	12
9	14	B	<b>Seamus HARDING</b>	Westfield	13	21:14.729	<b>54.246</b>	10.219	71.22	1:35.307	6
10	17	B	<b>Harry GORDON-FINLAYSON</b>	Westfield SEW	13	21:15.042	<b>54.559</b>	0.313	71.20	1:35.899	8
11	3	B	<b>Brian SMALL</b>	Westfield Se	13	21:15.380	<b>54.897</b>	0.338	71.18	1:35.493	7
12	25	B	<b>Nick GROUT</b>	Westfield	12	21:14.626	<b>1 lap</b>	1 lap	65.75	1:35.563	10
NOT CLASSIFIED											
DNF	29	B	<b>Will CHAPPELL</b>	Westfield SEi Turbo	12	18:57.612	<b>1 lap</b>		73.66	1:32.939	9
DNF	26	B	<b>Chris DAVISON</b>	Westfield Widebody	11	17:14.030	<b>2 laps</b>	1 lap	74.29	1:32.734	7
FASTEST LAP											
	24	B	<b>Simon PRYKE</b>	Westfield SEW	10	1:32.539			75.47 mph	121.45 kph	

Weather / Track : Sunny / Dry

These results are provisional until the conclusion of any judicial and technical matters.

Rockingham International  
Circuit Length = 1.9400 miles  
Start: 14:38 End: 14:59

Clerk of Course :		Timekeeper :
-------------------	--	--------------

**BARC Westfield Sportscar Series**  
**RACE 13 - LAP CHART**

Lap 1			Lap 2			Lap 3			Lap 4			Lap 5		
No	Behind	Laptime	No	Behind	Laptime	No	Behind	Laptime	No	Behind	Laptime	No	Behind	Laptime
24		1:37.589	24		1:33.820	26		1:32.896	26		1:33.080	26		1:33.335
26	1.593	1:39.738	26	0.561	1:32.788	24	0.607	1:34.064	24	0.715	1:33.188	24	0.732	1:33.352
50	2.463	1:39.435	50	3.087	1:34.444	1	5.361	1:35.404	1	5.875	1:33.594	1	6.391	1:33.851
1	3.237	1:40.242	1	3.414	1:33.997	50	5.542	1:35.912	29	8.558	1:35.509	29	9.388	1:34.165
2	3.375	1:40.684	2	3.861	1:34.306	29	6.129	1:34.090	2	10.460	1:37.394	71	12.585	1:35.182
60	3.564	1:39.605	71	5.371	1:34.514	2	6.146	1:35.742	71	10.738	1:36.243	2	13.270	1:36.145
36	3.885	1:40.090	29	5.496	1:34.674	71	7.575	1:35.661	36	11.899	1:36.546	36	13.801	1:35.237
29	4.642	1:42.458	36	6.502	1:36.437	36	8.433	1:35.388	13	16.920	1:36.847	13	20.173	1:36.588
71	4.677	1:40.999	13	9.871	1:37.579	13	13.153	1:36.739	60	17.148	1:36.576	60	20.375	1:36.562
13	6.112	1:41.339	17	10.873	1:36.848	60	13.652	1:35.719	17	17.933	1:36.646	17	21.110	1:36.512
17	7.845	1:43.155	60	11.390	1:41.646	17	14.367	1:36.951	50	21.446	1:48.984	50	23.069	1:34.958
14	10.222	1:46.513	14	15.241	1:38.839	25	1 LAP	3:05.348	14	24.368	1:37.625	14	27.404	1:36.371
3	20.014	1:56.190	3	23.320	1:37.126	14	19.823	1:38.039	25	1 LAP	1:39.168	25	1 LAP	1:36.562
25	20.978	1:56.414 P				3	26.219	1:36.356	3	29.405	1:36.266	3	32.204	1:36.134

# BARC Westfield Sportscar Series

## RACE 13 - LAP CHART

Lap 6			Lap 7			Lap 8			Lap 9			Lap 10		
No	Behind	Laptime	No	Behind	Laptime	No	Behind	Laptime	No	Behind	Laptime	No	Behind	Laptime
26		1:32.871	26		1:32.734	26		1:32.925	26		1:33.089	26		1:33.036
24	0.683	1:32.822	24	0.785	1:32.836	24	0.752	1:32.892	24	0.989	1:33.326	24	0.492	1:32.539
1	6.998	1:33.478	1	8.235	1:33.971	1	9.062	1:33.752	1	10.122	1:34.149	1	10.934	1:33.848
29	10.717	1:34.200	29	11.010	1:33.027	29	11.121	1:33.036	29	10.971	1:32.939	29	11.199	1:33.264
71	14.500	1:34.786	71	16.463	1:34.697	71	19.211	1:35.673	71	20.620	1:34.498	71	22.744	1:35.160
2	14.874	1:34.475	2	16.932	1:34.792	2	20.050	1:36.043	2	21.324	1:34.363	2	22.976	1:34.688
36	15.825	1:34.895	36	17.710	1:34.619	36	20.203	1:35.418	36	22.328	1:35.214	36	23.679	1:34.387
60	23.583	1:36.079	60	25.757	1:34.908	60	27.842	1:35.010	60	30.540	1:35.787	50	32.944	1:34.982
13	23.940	1:36.638	13	27.091	1:35.885	50	29.631	1:34.981	50	30.998	1:34.456	60	33.192	1:35.688
17	24.311	1:36.072	50	27.575	1:35.685	13	30.734	1:36.568	13	32.665	1:35.020	13	34.646	1:35.017
50	24.624	1:34.426	14	33.236	1:36.130	14	36.908	1:36.597	14	40.272	1:36.453	14	44.238	1:37.002
14	29.840	1:35.307	17	34.840	1:43.263	17	37.814	1:35.899	17	40.659	1:35.934	17	44.408	1:36.785
25	1 LAP	1:36.212	25	1 LAP	1:37.416	25	1 LAP	1:36.188	25	1 LAP	1:37.170	25	1 LAP	1:36.334
3	35.259	1:35.926	3	38.018	1:35.493	3	40.868	1:35.775	3	44.183	1:36.404	3	47.215	1:36.068

# BARC Westfield Sportscar Series

## RACE 13 - LAP CHART

Lap 11			Lap 12			Lap 13		
No	Behind	Laptime	No	Behind	Laptime	No	Behind	Laptime
24		1:33.921	24		1:33.646	24		1:34.059
26	1.252	1:35.665	1	11.021	1:33.878	1	12.045	1:35.083
1	10.789	1:34.268	29	11.188	1:33.916	29	18.616	1:41.487 P
29	10.918	1:34.132	71	24.004	1:35.031	71	24.878	1:34.933
71	22.619	1:34.288	2	25.094	1:35.845	2	26.779	1:35.744
2	22.895	1:34.332	36	27.861	1:37.452	36	31.757	1:37.955
36	24.055	1:34.789	50	35.308	1:35.060	50	36.060	1:34.811
50	33.894	1:35.363	60	35.826	1:35.108	60	37.912	1:36.145
60	34.364	1:35.585	13	36.420	1:34.873	13	44.027	1:41.666
13	35.193	1:34.960	14	50.635	1:36.756	25	1 LAP	1:37.265
17	46.950	1:36.955	17	50.782	1:37.478	14	54.246	1:37.670
14	47.525	1:37.700	25	1 LAP	1:36.404	17	54.559	1:37.836
25	1 LAP	1:35.563	3	51.362	1:36.462	3	54.897	1:37.594
3	48.546	1:35.744						

# Mini Challenge

## RACE 14 - CLASSIFICATION

POS	NO	CL	NAME	ENTRY	LAPS	TIME	GAP	DIFF	MPH	BEST	ON
1	1	S	Martin DEPPER	Mini Cooper S 1600cc	13	20:49.034			72.68	1:35.172	4
2	70	S	Ollie MORTIMER	Mini Cooper S 1600cc	13	20:49.400	0.366	0.366	72.66	1:35.175	4
3	12	S	Jack STANFORD	Mini Cooper S 1600cc	13	20:50.998	1.964	1.598	72.57	1:35.078	3
4	7	S	Arthur FORSTER	Mini Cooper S 1600cc	13	21:05.715	16.681	14.717	71.73	1:35.023	2
5	4	S	Shaun KING	Mini Cooper S 1600cc	13	21:10.088	21.054	4.373	71.48	1:36.386	4
6	50	S	Jason RICHARDSON	Mini Cooper S 1600cc	13	21:11.027	21.993	0.939	71.43	1:36.517	7
7	66	S	Steve LIQUORISH	Mini Cooper S 1600cc	13	21:11.335	22.301	0.308	71.41	1:35.305	3
8	33	S	Laurence SAIT	Mini Cooper S 1600cc	13	21:41.457	52.423	30.122	69.76	1:39.107	12
9	97	S	Roger GRIMSHAW	Mini Cooper S 1600cc	13	21:55.190	1:06.156	13.733	69.03	1:39.040	8
10	55	C	James BLYTH	Mini Cooper 1600cc	12	20:49.035	1 lap	1 lap	67.09	1:43.237	5
11	57	C	Nick BOOTH	Mini Cooper 1600cc	12	20:52.536	1 lap	3.501	66.91	1:43.153	8
12	6	C	Joey POWIS	MINI Cooper 1600cc	12	20:56.071	1 lap	3.535	66.72	1:42.698	8
13	19	C	Sarah PARSONS	Mini Cooper 1600cc	12	20:57.272	1 lap	1.201	66.65	1:43.476	3
14	77	C	Nigel JOHNSON	Mini Cooper 1600cc	12	21:04.585	1 lap	7.313	66.27	1:44.032	5
15	9	C	Kevin OCONNOR	MINI Cooper 1600cc	12	21:09.927	1 lap	5.342	65.99	1:44.273	8
16	76	C	Rob LADBROOK	Mini Cooper 1600cc	12	21:11.672	1 lap	1.745	65.90	1:44.470	8
17	26	S	Lee ALLEN	Mini Cooper S 1600cc	11	21:01.268	2 laps	1 lap	60.90	1:35.597	5
18	3	C	Roger BATES	MINI Cooper 1600cc	11	21:04.886	2 laps	3.618	60.73	1:50.580	8
19	2	C	Luke CAUDLE	MINI Cooper 1600cc	11	21:17.177	2 laps	12.291	60.15	1:44.939	8

### NOT CLASSIFIED

DNF	5	S	Phil HOUSE	Mini Cooper S 1600cc	11	17:35.019	2 laps		72.81	1:35.022	2
DNF	23	S	Chris PANAYIOTOU	Mini Cooper S 1600cc	6	12:27.641	7 laps	5 laps	56.04	1:36.335	4

### FASTEST LAP

5	S	Phil HOUSE	Mini Cooper S 1600cc	2	1:35.022	73.49 mph	118.28 kph
6	C	Joey POWIS	MINI Cooper 1600cc	8	1:42.698	68.00 mph	109.44 kph

Weather / Track : Bright / Dry

These results are provisional until the conclusion of any judicial and technical matters.

Rockingham International  
Circuit Length = 1.9400 miles  
Start: 15:13 End: 15:37

Clerk of Course :	Timekeeper :
-------------------	--------------

# Mini Challenge

## RACE 14 - LAP CHART

Lap 1			Lap 2			Lap 3			Lap 4			Lap 5		
No	Behind	Laptime	No	Behind	Laptime	No	Behind	Laptime	No	Behind	Laptime	No	Behind	Laptime
12		1:36.640	12		1:35.123	12		1:35.078	12		1:35.356	12		1:35.341
5	0.584	1:37.409	5	0.483	1:35.022	5	0.741	1:35.336	5	0.986	1:35.601	5	1.045	1:35.400
1	2.275	1:38.841	1	2.352	1:35.200	1	2.718	1:35.444	1	2.534	1:35.172	1	2.579	1:35.386
70	2.648	1:38.722	70	2.737	1:35.212	70	3.235	1:35.576	70	3.054	1:35.175	70	3.354	1:35.641
7	3.243	1:39.545	7	3.143	1:35.023	7	3.605	1:35.540	7	4.166	1:35.917	7	4.920	1:36.095
4	3.262	1:40.096	4	5.391	1:37.252	4	7.272	1:36.959	4	8.302	1:36.386	4	9.585	1:36.624
50	4.314	1:40.177	50	5.774	1:36.583	50	7.952	1:37.256	50	9.158	1:36.562	50	10.397	1:36.580
33	5.989	1:41.391	33	10.743	1:39.877	26	1 LAP	2:53.338 P	66	17.222	1:35.679	26	2 LAPS	3:06.116
57	11.609	1:45.566	66	16.672	1:36.801	33	15.892	1:40.227	33	20.691	1:40.155	66	17.712	1:35.831
55	11.800	1:44.886	57	20.460	1:43.974	66	16.899	1:35.305	97	30.837	1:39.994	33	25.096	1:39.746
19	12.801	1:46.399	55	20.741	1:44.064	97	26.199	1:40.262	55	37.223	1:43.368	97	35.620	1:40.124
76	14.496	1:49.235	97	21.015	1:40.439	55	29.211	1:43.548	57	38.734	1:43.743	55	45.119	1:43.237
77	14.527	1:49.208	19	22.077	1:44.399	57	30.347	1:44.965	19	39.231	1:44.112	57	46.673	1:43.280
66	14.994	1:39.135	6	24.062	1:44.010	19	30.475	1:43.476	6	39.582	1:42.840	19	47.645	1:43.755
6	15.175	1:47.906	77	24.937	1:45.533	6	32.098	1:43.114	77	42.809	1:44.093	6	47.928	1:43.687
97	15.699	1:44.918	76	26.279	1:46.906	77	34.072	1:44.213	76	45.662	1:45.102	77	51.500	1:44.032
9	16.712	1:47.893	9	26.695	1:45.106	76	35.916	1:44.715	9	46.228	1:45.124	76	55.284	1:44.963
2	21.211	1:52.752	2	33.947	1:47.859	9	36.460	1:44.843	2	1:00.911	1:46.725 P	9	56.246	1:45.359
26	32.099	1:55.294 P	3	53.400	1:54.882	2	49.542	1:50.673	23	1 LAP	1:36.814	23	1 LAP	1:36.335
3	33.641	1:57.468	23	1 LAP	1:41.878	23	1 LAP	1:37.727	3	1:31.053	1:53.661			
						3	1:12.748	1:54.426						

# Mini Challenge

## RACE 14 - LAP CHART

Lap 6			Lap 7			Lap 8			Lap 9			Lap 10		
No	Behind	Laptime	No	Behind	Laptime	No	Behind	Laptime	No	Behind	Laptime	No	Behind	Laptime
12		1:35.656	12		1:35.625	5		1:35.334	5		1:35.582	5		1:35.843
5	0.841	1:35.452	5	0.803	1:35.587	12	0.453	1:36.590	12	0.871	1:36.000	12	1.247	1:36.219
1	2.254	1:35.331	1	2.318	1:35.689	1	1.790	1:35.609	1	1.749	1:35.541	1	1.569	1:35.663
70	3.224	1:35.526	70	3.197	1:35.598	70	2.354	1:35.294	70	2.186	1:35.414	70	2.083	1:35.740
7	5.654	1:36.390	7	6.841	1:36.812	7	8.686	1:37.982	7	9.888	1:36.784	7	10.633	1:36.588
26	2 LAPS	1:35.844	26	2 LAPS	1:35.597	26	2 LAPS	1:35.632	26	2 LAPS	1:36.185	26	2 LAPS	1:35.958
4	11.610	1:37.681	4	12.654	1:36.669	4	13.561	1:37.044	4	15.901	1:37.922	4	18.757	1:38.699
50	12.510	1:37.769	50	13.402	1:36.517	50	13.899	1:36.634	50	16.133	1:37.816	50	19.215	1:38.925
3	1 LAP	1:58.072	66	18.885	1:36.362	66	19.265	1:36.517	66	20.210	1:36.527	66	21.141	1:36.774
66	18.148	1:36.092	33	33.531	1:39.681	33	37.455	1:40.061	33	41.235	1:39.362	33	44.800	1:39.408
33	29.475	1:40.035	3	1 LAP	1:52.215	97	46.757	1:39.040	97	51.423	1:40.248	97	56.114	1:40.534
97	39.327	1:39.363	97	43.854	1:40.152	3	1 LAP	1:51.265	3	1 LAP	1:50.580	3	1 LAP	1:51.033
55	52.822	1:43.359	55	1:00.585	1:43.388	55	1:07.825	1:43.377	55	1:15.504	1:43.261	55	1:23.271	1:43.610
57	54.761	1:43.744	57	1:02.684	1:43.548	57	1:09.700	1:43.153	57	1:17.740	1:43.622	57	1:25.506	1:43.609
19	55.724	1:43.735	19	1:03.683	1:43.584	19	1:11.258	1:43.712	19	1:20.869	1:45.193	19	1:29.343	1:44.317
6	57.678	1:45.406	6	1:05.388	1:43.335	6	1:11.949	1:42.698	6	1:21.078	1:44.711	6	1:29.553	1:44.318
77	59.942	1:44.098	77	1:08.604	1:44.287	77	1:16.536	1:44.069	77	1:25.737	1:44.783	77	1:35.028	1:45.134
2	1 LAP	3:12.462	76	1:13.668	1:45.149	76	1:22.001	1:44.470	76	1:31.294	1:44.875			
76	1:04.144	1:44.516	9	1:14.364	1:44.992	9	1:22.500	1:44.273	9	1:31.717	1:44.799			
9	1:04.997	1:44.407	2	1 LAP	1:48.738	2	1 LAP	1:45.503	2	1 LAP	1:44.939			
23	1 LAP	1:38.188	23	1 LAP	1:37.821 P									

# Mini Challenge

## RACE 14 - LAP CHART

Lap 11			Lap 12			Lap 13		
No	Behind	Laptime	No	Behind	Laptime	No	Behind	Laptime
5		1:36.449	1		1:36.511	1		1:35.788
1	1.716	1:36.596	70	0.165	1:36.379	55	1 LAP	1:43.479
70	2.013	1:36.379	12	1.014	1:36.396	70	0.366	1:35.989
12	2.845	1:38.047	77	1 LAP	1:45.790	12	1.964	1:36.738
9	1 LAP	1:46.201	26	2 LAPS	1:37.250	57	1 LAP	1:44.635
76	1 LAP	1:48.069	9	1 LAP	1:44.605	6	1 LAP	1:43.517
2	2 LAPS	1:47.335	7	13.143	1:37.682	19	1 LAP	1:44.899
26	2 LAPS	1:37.921	76	1 LAP	1:44.620	26	2 LAPS	1:36.499
7	13.688	1:39.504	2	2 LAPS	1:45.356	77	1 LAP	1:45.197
4	20.395	1:38.087	4	19.236	1:37.068	3	2 LAPS	1:51.990
50	20.831	1:38.065	50	19.735	1:37.131	7	16.681	1:39.326
66	21.250	1:36.558	66	19.990	1:36.967	9	1 LAP	1:44.677
33	47.680	1:39.329	33	48.560	1:39.107	4	21.054	1:37.606
97	59.796	1:40.131	97	1:01.463	1:39.894	50	21.993	1:38.046
55	1:30.537	1:43.715				66	22.301	1:38.099
57	1:32.882	1:43.825				76	1 LAP	1:44.962
19	1:37.354	1:44.460				2	2 LAPS	1:47.547
6	1:37.535	1:44.431				33	52.423	1:39.651
3	1 LAP	1:54.292				97	1:06.156	1:40.481



# Dunlop Sport Maxx Production Cup

## RACE 15 - CLASSIFICATION

POS	NO	CL	NAME	NAT	ENTRY	LAPS	TIME	GAP	DIFF	MPH	BEST	ON
1	14	A	<b>Adrian CHURCHILL</b>		Vauxhall Astra VXR	13	20:45.730			72.88	1:34.992	4
2	22	A	<b>Simon SHAW</b>		SEAT Leon Cupra	13	20:46.369	<b>0.639</b>	0.639	72.84	1:34.914	4
3	1	A	<b>Leyton CLARKE</b>		Vauxhall Astra VXR	13	20:47.664	<b>1.934</b>	1.295	72.76	1:34.677	4
4	10	A	<b>James CORTE</b>		Vauxhall Astra VXR	13	21:12.746	<b>27.016</b>	25.082	71.33	1:35.991	4
5	40	A	<b>Chris OAKMAN</b>		Mini Cooper S JCW	13	21:13.079	<b>27.349</b>	0.333	71.31	1:36.443	7
6	2	A	<b>Simon GUSTERSON</b>		Renault Renaultsport Megane R26	13	21:25.436	<b>39.706</b>	12.357	70.63	1:36.446	9
7	33	B	<b>Abbie EATON</b>		Vauxhall Corsa	13	21:30.559	<b>44.829</b>	5.123	70.35	1:37.617	3
8	50	B	<b>Peter WHINNEY</b>		SEAT Leon	13	21:40.586	<b>54.856</b>	10.027	69.80	1:38.511	13
9	63	C	<b>Dan MALONE</b>		Peugeot 106 Gti	12	21:03.703	<b>1 lap</b>	1 lap	66.31	1:43.870	6
NOT CLASSIFIED												
DNF	9	A	<b>John ALLISON</b>		Vauxhall Astra VXR	1	1:42.692	<b>12 laps</b>	11 laps	68.00	1:42.692	1
DNF	8	A	<b>Martin WALLBANK</b>		Vauxhall Astra VXR	1	1:48.065	<b>12 laps</b>	5.373	64.62	1:48.065	1
FASTEST LAP												
1	A	<b>Leyton CLARKE</b>		Vauxhall Astra VXR	4	1:34.677		73.76 mph		118.71 kph		
33	B	<b>Abbie EATON</b>		Vauxhall Corsa	3	1:37.617		71.54 mph		115.13 kph		
63	C	<b>Dan MALONE</b>		Peugeot 106 Gti	6	1:43.870		67.23 mph		108.20 kph		

Weather / Track : Bright / Dry

These results are provisional until the conclusion of any judicial and technical matters.

Rockingham International  
Circuit Length = 1.9400 miles  
Start: 15:50 End: 16:12

Clerk of Course :		Timekeeper :
-------------------	--	--------------

**Dunlop Sport Maxx Production Cup**  
**RACE 15 - LAP CHART**

Lap 1			Lap 2			Lap 3			Lap 4			Lap 5		
No	Behind	Laptime	No	Behind	Laptime	No	Behind	Laptime	No	Behind	Laptime	No	Behind	Laptime
14		1:41.452	14		1:35.128	14		1:35.055	14		1:34.992	14		1:35.252
22	0.564	1:42.016	22	0.622	1:35.186	22	0.660	1:35.093	22	0.582	1:34.914	22	0.581	1:35.251
9	1.240	1:42.692	1	1.310	1:34.863	1	1.351	1:35.096	1	1.036	1:34.677	1	1.058	1:35.274
1	1.575	1:43.027	10	5.324	1:37.263	10	6.697	1:36.428	10	7.696	1:35.991	10	8.859	1:36.415
10	3.189	1:44.641	2	5.814	1:37.438	2	9.157	1:38.398	2	11.457	1:37.292	2	12.663	1:36.458
2	3.504	1:44.956	40	6.223	1:37.323	40	9.871	1:38.703	40	11.850	1:36.971	40	13.646	1:37.048
40	4.028	1:45.480	50	11.339	1:39.802	33	14.000	1:37.617	33	17.343	1:38.335	33	20.177	1:38.086
8	6.613	1:48.065	33	11.438	1:39.630	50	20.182	1:43.898	50	23.917	1:38.727	50	27.371	1:38.706
50	6.665	1:48.117	63	19.993	1:45.129	63	29.690	1:44.752	63	38.724	1:44.026	63	47.570	1:44.098
33	6.936	1:48.388												
63	9.992	1:51.444												

**Dunlop Sport Maxx Production Cup**  
**RACE 15 - LAP CHART**

Lap 6			Lap 7			Lap 8			Lap 9			Lap 10		
No	Behind	Laptime	No	Behind	Laptime	No	Behind	Laptime	No	Behind	Laptime	No	Behind	Laptime
14		1:35.220	14		1:35.305	14		1:35.332	14		1:35.338	14		1:35.612
22	0.674	1:35.313	22	0.718	1:35.349	22	0.498	1:35.112	22	0.356	1:35.196	22	0.415	1:35.671
1	1.252	1:35.414	1	1.311	1:35.364	1	1.027	1:35.048	1	0.993	1:35.304	1	1.182	1:35.801
10	10.354	1:36.715	10	12.898	1:37.849	10	15.690	1:38.124	10	17.720	1:37.368	10	19.458	1:37.350
2	14.117	1:36.674	2	15.842	1:37.030	2	18.228	1:37.718	2	19.336	1:36.446	2	20.343	1:36.619
40	15.297	1:36.871	40	16.435	1:36.443	40	18.538	1:37.435	40	20.009	1:36.809	40	20.849	1:36.452
33	23.439	1:38.482	33	26.387	1:38.253	33	29.483	1:38.428	33	32.701	1:38.556	33	35.553	1:38.464
50	31.258	1:39.107	50	34.606	1:38.653	50	37.816	1:38.542	50	41.548	1:39.070	50	45.854	1:39.918
63	56.220	1:43.870	63	1:05.298	1:44.383	63	1:14.838	1:44.872	63	1:24.142	1:44.642	63	1:33.194	1:44.664

**Dunlop Sport Maxx Production Cup**  
**RACE 15 - LAP CHART**

Lap 11			Lap 12			Lap 13		
No	Behind	Laptime	No	Behind	Laptime	No	Behind	Laptime
14		1:35.559	14		1:35.771	14		1:35.714
22	0.458	1:35.602	22	0.379	1:35.692	22	0.639	1:35.974
1	1.853	1:36.230	1	2.068	1:35.986	1	1.934	1:35.580
10	22.404	1:38.505	63	1 LAP	1:46.836	63	1 LAP	1:44.987
2	22.756	1:37.972	10	24.050	1:37.417	10	27.016	1:38.680
40	23.056	1:37.766	40	24.378	1:37.093	40	27.349	1:38.685
33	38.682	1:38.688	2	29.728	1:42.743	2	39.706	1:45.692
50	49.114	1:38.819	33	41.361	1:38.450	33	44.829	1:39.182
			50	52.059	1:38.716	50	54.856	1:38.511

# Pickup Truck Racing Championship

## RACE 16 - CLASSIFICATION

POS	NO	CL	NAME	ENTRY	LAPS	TIME	GAP	DIFF	MPH	BEST	ON
1	54		<b>Gavin SEAGER</b>	Pickup Sport 2.0L	35	24:00.403			129.36	40.490	24
2	4		<b>Pete STEVENS</b>	Pickup Sport 2.0L	35	24:01.204	<b>0.801</b>	0.801	129.29	40.114	27
3	16		<b>Steve DANCE</b>	Pickup Sport 2.0L	35	24:01.315	<b>0.912</b>	0.111	129.28	40.277	20
4	21		<b>Kelly JAYNE WELLS</b>	Pickup Sport 2.0L	35	24:01.925	<b>1.522</b>	0.610	129.23	40.481	20
5	15		<b>Simon CARR</b>	Pickup Sport 2.0L	35	24:02.691	<b>2.288</b>	0.766	129.16	40.210	30
6	98		<b>Anthony HAWKINS</b>	Pickup Sport 2.0L	35	24:02.917	<b>2.514</b>	0.226	129.14	40.143	30
7	63		<b>Phil WHITE</b>	Pickup Sport 2.0L	35	24:02.947	<b>2.544</b>	0.030	129.14	40.489	24
8	93		<b>Michael SMITH</b>	Pickup Sport 2.0L	35	24:26.498	<b>26.095</b>	23.551	127.06	40.831	11
9	6		<b>Robert BUTTERFIELD</b>	Pickup Sport 2.0L	35	24:32.724	<b>32.321</b>	6.226	126.53	41.191	7
10	3		<b>Julian ARNOLD</b>	Pickup Sport 2.0L	35	24:32.838	<b>32.435</b>	0.114	126.52	41.308	7
11	69		<b>Lee ROGERS</b>	Pickup Sport 2.0L	34	24:26.724	<b>1 lap</b>	1 lap	123.41	42.229	34
12	51		<b>John MICKEL</b>	Pickup Sport 2.0L	34	24:27.121	<b>1 lap</b>	0.397	123.38	41.494	6
13	37		<b>Neil TREESLER</b>	Pickup Sport 2.0L	33	24:19.087	<b>2 laps</b>	1 lap	120.41	42.969	22
14	2		<b>Dave BRIGGS</b>	Pickup Sport 2.0L	32	24:05.796	<b>3 laps</b>	1 lap	117.83	43.379	8
15	41		<b>Carl BROADLEY</b>	Pickup Sport 2.0L	28	24:05.375	<b>7 laps</b>	4 laps	103.13	42.499	7
NOT CLASSIFIED											
<i>DNF</i>	22		<b>Nic GRINDROD</b>	Pickup Sport 2.0L	30	24:13.064	<b>5 laps</b>	0.000	109.92	40.520	14
<i>DNC</i>	7		<b>Tony MUMFORD</b>	Pickup Sport 2.0L	10	24:05.471	<b>25 laps</b>	20 laps	36.83	43.148	7
FASTEST LAP											
	4		<b>Pete STEVENS</b>	Pickup Sport 2.0L	27	40.114			132.72 mph	213.60 kph	

Weather / Track : Sunny / Dry

These results are provisional until the conclusion of any judicial and technical matters.

Rockingham Oval  
Circuit Length = 1.4789 miles  
Start: 16:30 End: 16:55

Clerk of Course :

Timekeeper :

**Pickup Truck Racing Championship**  
**RACE 16 - LAP CHART**

Lap 1			Lap 2			Lap 3			Lap 4			Lap 5		
No	Behind	Laptime	No	Behind	Laptime	No	Behind	Laptime	No	Behind	Laptime	No	Behind	Laptime
54		42.688	54		41.019	54		41.125	54		41.042	54		41.007
93	0.464	43.202	93	0.493	41.048	93	0.505	41.137	63	0.842	41.004	63	0.398	40.563
15	0.837	43.434	15	0.889	41.071	63	0.880	40.932	22	0.987	40.675	22	0.536	40.556
21	0.992	43.508	63	1.073	40.950	15	1.288	41.524	21	1.875	41.429	21	1.986	41.118
63	1.142	43.487	21	1.252	41.279	22	1.354	40.932	15	1.909	41.663	15	2.171	41.269
4	1.415	43.591	4	1.381	40.985	21	1.488	41.361	93	1.953	42.490	93	2.491	41.545
98	1.537	43.938	22	1.547	40.901	4	1.602	41.346	4	2.033	41.473	4	2.493	41.467
22	1.665	43.554	98	1.764	41.246	98	1.829	41.190	16	2.166	41.192	98	2.788	41.569
16	1.781	43.930	16	2.079	41.317	16	2.016	41.062	98	2.226	41.439	16	2.900	41.741
51	1.998	44.064	51	2.990	42.011	51	3.780	41.915	3	4.854	41.901	3	6.028	42.181
3	2.137	44.098	3	3.135	42.017	3	3.995	41.985	6	4.926	41.805	6	6.409	42.490
6	2.776	44.232	6	3.255	41.498	6	4.163	42.033	51	5.017	42.279	51	6.710	42.700
69	2.820	44.653	69	4.822	43.021	69	6.574	42.877	69	8.211	42.679	41	10.550	43.071
41	3.218	44.324	41	5.120	42.921	41	6.947	42.952	41	8.486	42.581	69	10.554	43.350
37	4.047	45.698	37	6.548	43.520	37	8.689	43.266	37	10.997	43.350	37	13.818	43.828
2	6.386	45.115	2	9.623	44.256	2	12.003	43.505	2	14.439	43.478	2	17.036	43.604

**Pickup Truck Racing Championship**  
**RACE 16 - LAP CHART**

Lap 6			Lap 7			Lap 8			Lap 9			Lap 10		
No	Behind	Laptime	No	Behind	Laptime	No	Behind	Laptime	No	Behind	Laptime	No	Behind	Laptime
54		41.276	54		41.657	54		41.073	4		41.800	4		41.102
63	0.049	40.927	63	0.319	41.927	63	0.057	40.811	63	0.274	42.244	54	0.106	40.842
22	0.189	40.929	22	0.515	41.983	22	0.175	40.733	54	0.366	42.393	63	0.673	41.501
21	1.547	40.837	4	0.812	40.769	4	0.227	40.488	21	0.477	42.102	15	0.831	41.271
15	1.688	40.793	21	0.986	41.096	21	0.402	40.489	22	0.638	42.490	22	1.008	41.472
4	1.700	40.483	15	1.187	41.156	15	0.585	40.471	15	0.662	42.104	21	1.150	41.775
98	2.385	40.873	98	1.337	40.609	98	0.741	40.477	98	0.890	42.176	98	1.324	41.536
93	2.599	41.384	16	1.878	40.862	16	1.138	40.333	16	1.153	42.042	16	1.672	41.621
16	2.673	41.049	93	2.288	41.346	93	2.336	41.121	93	1.486	41.177	93	1.978	41.594
3	6.135	41.383	3	5.786	41.308	3	6.255	41.542	6	6.243	41.891	6	7.007	41.866
6	6.380	41.247	6	5.914	41.191	6	6.379	41.538	3	6.541	42.313	3	7.268	41.829
51	6.928	41.494	51	7.561	42.290	51	8.845	42.357	51	9.752	42.934	51	11.991	43.341
41	12.173	42.899	41	13.015	42.499	69	15.192	43.093	69	15.957	42.792	69	17.662	42.807
69	12.451	43.173	69	13.172	42.378	41	16.131	44.189	41	16.923	42.819	41	18.630	42.809
37	16.251	43.709	37	18.357	43.763	37	21.148	43.864	37	23.321	44.200	37	26.239	44.020
2	19.560	43.800	2	21.662	43.759	2	23.968	43.379	2	27.002	45.061	2	30.837	44.937

**Pickup Truck Racing Championship**  
**RACE 16 - LAP CHART**

Lap 11			Lap 12			Lap 13			Lap 14			Lap 15		
No	Behind	Laptime	No	Behind	Laptime	No	Behind	Laptime	No	Behind	Laptime	No	Behind	Laptime
4		40.569	4		40.665	4		40.687	4		41.343	54		41.130
54	0.088	40.551	54	0.090	40.667	54	0.227	40.824	54	0.145	41.261	4	0.161	41.436
15	1.002	40.740	22	1.447	41.092	63	1.717	40.719	63	0.886	40.512	63	0.276	40.665
22	1.020	40.581	63	1.685	41.183	22	1.843	41.083	22	1.020	40.520	22	0.474	40.729
63	1.167	41.063	15	2.108	41.771	15	2.056	40.635	15	1.387	40.674	15	0.654	40.542
21	1.257	40.676	21	2.234	41.642	98	2.499	40.848	98	1.855	40.699	98	0.966	40.386
98	1.375	40.620	98	2.338	41.628	16	2.937	41.123	16	2.299	40.705	16	1.451	40.427
16	1.562	40.459	16	2.501	41.604	21	3.099	41.552	21	2.621	40.865	21	1.930	40.584
93	2.240	40.831	93	2.667	41.092	93	3.313	41.333	2	1 LAP	46.166	93	2.733	40.964
6	8.365	41.927	6	9.472	41.772	6	10.662	41.877	93	3.044	41.074	2	1 LAP	44.460
3	8.806	42.107	3	10.098	41.957	3	11.509	42.098	6	11.397	42.078	6	12.278	42.156
51	15.227	43.805	51	18.263	43.701	51	21.571	43.995	3	12.286	42.120	3	12.957	41.946
69	19.997	42.904	69	22.521	43.189	69	24.890	43.056	51	23.858	43.630	51	26.379	43.796
37	29.671	44.001	37	33.214	44.208	37	36.708	44.181	69	26.329	42.782	69	27.889	42.835
2	34.801	44.533	2	38.807	44.671				37	39.691	44.326			
41	37.343	59.282 P												



**Pickup Truck Racing Championship**  
**RACE 16 - LAP CHART**

Lap 16			Lap 17			Lap 18			Lap 19			Lap 20		
No	Behind	Laptime	No	Behind	Laptime	No	Behind	Laptime	No	Behind	Laptime	No	Behind	Laptime
54		41.008	54		41.092	54		40.796	54		40.730	54		40.951
63	0.596	41.328	63	0.221	40.717	63	0.197	40.772	63	0.212	40.745	63	0.045	40.784
22	0.727	41.261	22	0.455	40.820	22	0.301	40.642	22	0.335	40.764	22	0.185	40.801
4	0.954	41.801	4	0.648	40.786	4	0.478	40.626	4	0.506	40.758	4	0.479	40.924
15	1.054	41.408	15	0.833	40.871	15	0.681	40.644	15	0.682	40.731	15	0.574	40.843
98	1.239	41.281	16	1.190	40.875	16	1.623	41.229	16	1.387	40.494	16	0.713	40.277
16	1.407	40.964	98	1.204	41.057	21	1.768	41.212	21	1.521	40.483	21	1.051	40.481
21	1.641	40.719	21	1.352	40.803	98	2.013	41.605	98	1.855	40.572	98	1.314	40.410
93	3.009	41.284	93	3.745	41.828	93	4.632	41.683	93	5.644	41.742	93	6.419	41.726
37	1 LAP	46.333	41	5 LAPS	3:32.643	41	5 LAPS	44.422	41	5 LAPS	43.925	37	1 LAP	45.179
2	1 LAP	44.348	37	1 LAP	43.368	37	1 LAP	43.417	37	1 LAP	43.164	41	5 LAPS	45.859
6	13.385	42.115	2	1 LAP	44.626	6	15.652	42.052	6	16.887	41.965	6	17.837	41.901
3	14.012	42.063	6	14.396	42.103	3	16.388	42.188	3	17.364	41.706	3	18.084	41.671
51	28.883	43.512	3	14.996	42.076	2	1 LAP	45.558	2	1 LAP	45.270	2	1 LAP	45.230
69	29.586	42.705	69	31.147	42.653	69	33.618	43.267	69	35.961	43.073	69	38.155	43.145
			51	31.626	43.835	51	33.901	43.071	51	36.248	43.077	51	38.365	43.068

**Pickup Truck Racing Championship**  
**RACE 16 - LAP CHART**

Lap 21			Lap 22			Lap 23			Lap 24			Lap 25		
No	Behind	Laptime	No	Behind	Laptime	No	Behind	Laptime	No	Behind	Laptime	No	Behind	Laptime
54		41.904	54		41.741	54		41.151	54		40.490	54		40.782
63	0.013	41.872	63	0.200	41.928	63	0.227	41.178	63	0.226	40.489	63	0.177	40.733
22	0.134	41.853	69	1 LAP	45.769	15	0.441	41.190	15	1.177	41.226	4	1.144	40.717
4	0.206	41.631	4	0.373	41.908	4	0.600	41.378	4	1.209	41.099	16	1.847	41.244
15	0.295	41.625	15	0.402	41.848	16	0.752	41.386	16	1.385	41.123	15	1.885	41.490
16	0.405	41.596	16	0.517	41.853	21	0.936	41.410	21	1.492	41.046	21	1.989	41.279
21	0.584	41.437	21	0.677	41.834	98	1.120	41.316	98	1.641	41.011	98	2.123	41.264
98	0.785	41.375	98	0.955	41.911	51	1 LAP	44.488	51	1 LAP	42.547	2	2 LAPS	46.527
93	6.401	41.886	22	2.789	44.396	69	1 LAP	44.425	69	1 LAP	42.422	51	1 LAP	42.720
6	17.589	41.656	93	6.511	41.851	93	7.436	42.076	93	8.833	41.887	69	1 LAP	42.403
37	1 LAP	44.290	6	18.014	42.166	22	9.222	47.584	22	17.355	48.623	93	9.841	41.790
3	18.105	41.925	3	18.541	42.177	6	18.828	41.965	6	20.125	41.787	6	21.458	42.115
41	5 LAPS	44.941	37	1 LAP	44.178	3	19.059	41.669	3	20.340	41.771	3	21.681	42.123
2	1 LAP	45.271	41	5 LAPS	44.160	37	1 LAP	42.969	37	1 LAP	43.258	37	1 LAP	43.408
51	41.203	44.742	2	1 LAP	45.643	41	5 LAPS	44.152	41	5 LAPS	44.246	22	27.613	51.040
						2	1 LAP	45.673	7	23 LAPS	55.511	41	5 LAPS	45.182

**Pickup Truck Racing Championship**  
**RACE 16 - LAP CHART**

Lap 26			Lap 27			Lap 28			Lap 29			Lap 30		
No	Behind	Laptime	No	Behind	Laptime	No	Behind	Laptime	No	Behind	Laptime	No	Behind	Laptime
54		40.597	54		40.821	54		41.171	54		40.640	54		40.564
63	0.193	40.613	63	0.010	40.638	63	0.175	41.336	63	0.157	40.622	63	0.150	40.557
4	1.096	40.549	4	0.389	40.114	4	0.444	41.226	4	0.345	40.541	4	0.427	40.646
16	2.976	41.726	16	2.816	40.661	16	2.282	40.637	16	2.513	40.871	16	2.740	40.791
15	3.349	42.061	21	3.425	40.892	41	6 LAPS	47.771	21	2.989	40.715	21	3.133	40.708
21	3.354	41.962	15	3.938	41.410	21	2.914	40.660	15	3.874	40.721	15	3.520	40.210
98	3.489	41.963	98	3.946	41.278	15	3.793	41.026	98	4.135	40.787	98	3.714	40.143
2	2 LAPS	44.900	51	1 LAP	43.256	98	3.988	41.213	41	6 LAPS	47.565	41	6 LAPS	47.668
51	1 LAP	42.636	69	1 LAP	43.137	51	1 LAP	42.931	93	16.166	43.399	93	18.089	42.487
69	1 LAP	42.607	93	12.455	42.026	93	13.407	42.123	51	1 LAP	44.221	51	1 LAP	42.446
93	11.250	42.006	2	2 LAPS	46.397	69	1 LAP	43.423	69	1 LAP	43.776	69	1 LAP	42.340
7	24 LAPS	55.359	7	24 LAPS	48.285	22	1 LAP	55.449	2	2 LAPS	45.831	6	27.688	42.038
6	22.809	41.948	6	23.744	41.756	2	2 LAPS	45.302	6	26.214	42.042	3	27.936	42.135
3	22.994	41.910	3	23.884	41.711	6	24.812	42.239	3	26.365	42.030	2	2 LAPS	46.085
37	1 LAP	43.775	37	1 LAP	43.628	3	24.975	42.262	7	24 LAPS	43.517	7	24 LAPS	43.471
41	5 LAPS	45.234				7	24 LAPS	46.132	22	1 LAP	1:00.812			
22	40.344	53.328				37	1 LAP	44.144	37	1 LAP	44.798			

**Pickup Truck Racing Championship**  
**RACE 16 - LAP CHART**

Lap 31			Lap 32			Lap 33			Lap 34			Lap 35		
No	Behind	Laptime	No	Behind	Laptime	No	Behind	Laptime	No	Behind	Laptime	No	Behind	Laptime
54		41.038	63		41.652	63		40.871	54		40.859	54		40.984
63	0.049	40.937	54	0.424	42.125	54	0.093	40.540	4	0.826	41.578	4	0.801	40.959
4	0.259	40.870	4	0.598	42.040	4	0.200	40.473	16	1.198	40.808	16	0.912	40.698
16	2.584	40.882	16	1.619	40.736	16	1.342	40.594	21	1.382	40.846	21	1.522	41.124
21	2.814	40.719	21	1.730	40.617	21	1.488	40.629	63	1.822	42.774	15	2.288	41.263
15	2.957	40.475	15	2.050	40.794	15	2.130	40.951	15	2.009	40.831	98	2.514	41.348
98	3.169	40.493	98	2.069	40.601	98	2.329	41.131	98	2.150	40.773	63	2.544	41.706
37	2 LAPS	45.747	37	2 LAPS	44.476	37	2 LAPS	44.996	37	2 LAPS	44.792	41	7 LAPS	50.335
93	19.845	42.794	93	20.707	42.563	93	22.492	42.656	93	24.281	42.741	7	25 LAPS	46.831
51	1 LAP	42.678	51	1 LAP	42.588	69	1 LAP	43.446	69	1 LAP	42.389	2	3 LAPS	47.542
69	1 LAP	42.922	69	1 LAP	42.285	51	1 LAP	43.913	51	1 LAP	42.253	22	5 LAPS	2:31.067 P
41	6 LAPS	47.909	6	29.206	42.099	6	30.365	42.030	6	31.353	41.940	37	2 LAPS	44.332
22	2 LAPS	1:13.731 P	3	29.522	42.270	3	30.532	41.881	3	31.514	41.934	93	26.095	42.798
6	28.808	42.158	41	6 LAPS	47.775	41	6 LAPS	47.796				69	1 LAP	42.229
3	28.953	42.055	2	2 LAPS	44.985	2	2 LAPS	44.887				51	1 LAP	42.341
2	2 LAPS	45.174	7	24 LAPS	43.368	7	24 LAPS	45.100				6	32.321	41.952
7	24 LAPS	43.148										3	32.435	41.905