



BARC

Rockingham

27th / 28th September 2008



Results Provided by Timing Solutions Ltd

www.tsl-timing.com

Dunlop Radical Club Cup

QUALIFYING - RACE 1 - CLASSIFICATION

POS	NO	CL	NAME	ENTRY	TIME	ON	LAPS	GAP	DIFF	MPH
1	20	SS	Simon FISH	Radical SR3	1:19.829	7	10			87.48
2	69	SS	Simon DOLAN	Radical SR3	1:19.867	6	9	0.038	0.038	87.44
3	39	SS	Tom ASHTON	Radical SR3	1:20.078	7	8	0.249	0.211	87.21
4	3	IN	Jonathan WRIGHT	Radical PR6	1:20.324	6	8	0.495	0.246	86.94
5	64	SS	Nigel MORRISON	Radical PR6	1:21.379	8	8	1.550	1.055	85.81
6	1	SS	Paul STEELE	Radical SR3	1:22.333	7	9	2.504	0.954	84.82
7	12	SS	Steve BURGESS	Radical SR3	1:22.506	7	9	2.677	0.173	84.64
8	94	PO	Darren LUKE	Radical PR6	1:23.757	6	8	3.928	1.251	83.38
9	19	BI	Gary KANE	Radical SR4	1:24.204	5	9	4.375	0.447	82.94
10	61	SS	Manhal ALLOS	Radical SR3	1:24.241	5	8	4.412	0.037	82.90
11	70	IN	Darren ANLEY	Radical Prosport	1:24.504	2	3	4.675	0.263	82.64
12	55	SS	Robert BALDOCK	Radical SR3	1:25.293	9	9	5.464	0.789	81.88
13	21	SS	Robert TUSTING	Radical SR3	1:25.308	7	8	5.479	0.015	81.86
14	77	BI	Rachel DAVIES	Radical SR4	1:26.317	7	8	6.488	1.009	80.91
15	95	PO	Richard STABLES	Radical PR6	1:26.429	7	8	6.600	0.112	80.80
16	81	SS	Don PATTERSON	Radical PR6	1:27.120	4	5	7.291	0.691	80.16
17	16	SS	Who KNOWS	???????	1:27.581	4	5	7.752	0.461	79.74
18	25	CL	Andrew HARWOOD	Radical Clubsport	1:28.906	8	8	9.077	1.325	78.55
19	43	SS	James COOK	Radical SR3	1:28.990	5	7	9.161	0.084	78.48
20	26	CL	Mark BOOT	Radical Clubsport	1:29.785	7	7	9.956	0.795	77.78
21	52	PO	Nigel COX	Radical Prosport	1:30.451	7	8	10.622	0.666	77.21
22	37	IN	Bill HENDERSON	Radical SR3	1:31.112	8	8	11.283	0.661	76.65
23	11	CL	Ian CHARLES	Radical Clubsport	1:32.504	8	8	12.675	1.392	75.49
24	91	IN	David FRANKLAND	Radical SR4	1:36.399	8	8	16.570	3.895	72.44
25	6	BI	Dave BANHAM	Radical SR4	1:56.557	2	2	36.728	20.158	59.91

CARS 16 & 70 - TRANSPONDERS NOT WORKING FIX OR YOU WILL BE IGNORED IN THE RACE

Weather / Track : Foggy / Dry

These results are provisional until the conclusion of any judicial and technical matters.

Rockingham

Circuit Length = 1.9400 miles

Start: 09:30 End: 09:47

Clerk of Course :	Timekeeper :
-------------------	--------------

Dunlop Radical Club Cup

QUALIFYING - RACE 1 - LAP ANALYSIS

1	Paul STEELE		Radical SR3				
1 -	1:35.121	+ 12.788	9:34:27.140	6 -	1:24.212	+ 1.879	9:41:34.428
2 -	1:29.614	+ 7.281	9:35:56.754	7 -	1:22.333		9:42:56.761
3 -	1:25.547	+ 3.214	9:37:22.301	8 -	1:23.104	+ 0.771	9:44:19.865
4 -	1:24.835	+ 2.502	9:38:47.136	9 -	1:29.338	+ 7.005	9:45:49.203
5 -	1:23.080	+ 0.747	9:40:10.216				
3	Jonathan WRIGHT		Radical PR6				
1 -	1:25.739	+ 5.415	9:34:03.209	5 -	1:20.642	+ 0.318	9:39:29.234
2 -	1:23.012	+ 2.688	9:35:26.221	6 -	1:20.324		9:40:49.558
3 -	1:20.710	+ 0.386	9:36:46.931	7 -	1:20.862	+ 0.538	9:42:10.420
4 -	1:21.661	+ 1.337	9:38:08.592	8 -	1:20.419	+ 0.095	9:43:30.839
6	Dave BANHAM		Radical SR4				
1 -	1:59.823	+ 3.266	9:36:25.286	2 -	1:56.557		9:38:21.843
11	Ian CHARLES		Radical Clubsport				
1 -	1:42.749	+ 10.245	9:35:28.957	5 -	1:37.596	+ 5.092	9:41:49.465
2 -	1:36.246	+ 3.742	9:37:05.203	6 -	1:32.875	+ 0.371	9:43:22.340
3 -	1:33.418	+ 0.914	9:38:38.621	7 -	1:33.284	+ 0.780	9:44:55.624
4 -	1:33.248	+ 0.744	9:40:11.869	8 -	1:32.504		9:46:28.128
12	Steve BURGESS		Radical SR3				
1 -	1:36.519	+ 14.013	9:34:29.833	6 -	1:23.490	+ 0.984	9:41:34.990
2 -	1:28.391	+ 5.885	9:35:58.224	7 -	1:22.506		9:42:57.496
3 -	1:25.194	+ 2.688	9:37:23.418	8 -	1:23.155	+ 0.649	9:44:20.651
4 -	1:25.397	+ 2.891	9:38:48.815	9 -	1:29.271	+ 6.765	9:45:49.922
5 -	1:22.685	+ 0.179	9:40:11.500				
16	Who KNOWS		???????				
1 -	1:29.681	+ 2.100	9:39:14.970	4 -	1:27.581		9:45:05.718
2 -	1:27.655	+ 0.074	9:40:42.625	5 -	1:29.560	+ 1.979	9:46:35.278
3 -	2:55.512	+ 1:27.931	9:43:38.137				
19	Gary KANE		Radical SR4				
1 -	1:28.747	+ 4.543	9:34:09.708	6 -	1:25.482	+ 1.278	9:41:15.039
2 -	1:25.344	+ 1.140	9:35:35.052	7 -	1:40.943	+ 16.739	9:42:55.982
3 -	1:25.314	+ 1.110	9:37:00.366	8 -	1:24.603	+ 0.399	9:44:20.585
4 -	1:24.987	+ 0.783	9:38:25.353	9 -	1:34.099	+ 9.895	9:45:54.684
5 -	1:24.204		9:39:49.557				
20	Simon FISH		Radical SR3				
1 -	1:26.799	+ 6.970	9:33:58.970	6 -	1:21.224	+ 1.395	9:40:52.120
2 -	1:24.637	+ 4.808	9:35:23.607	7 -	1:19.829		9:42:11.949
3 -	1:22.408	+ 2.579	9:36:46.015	8 -	1:20.951	+ 1.122	9:43:32.900
4 -	1:22.431	+ 2.602	9:38:08.446	9 -	1:20.670	+ 0.841	9:44:53.570
5 -	1:22.450	+ 2.621	9:39:30.896	10 -	1:20.940	+ 1.111	9:46:14.510
21	Robert TUSTING		Radical SR3				
1 -	1:41.124	+ 15.816	9:35:47.092	5 -	1:27.461	+ 2.153	9:41:46.731
2 -	1:31.766	+ 6.458	9:37:18.858	6 -	1:28.461	+ 3.153	9:43:15.192
3 -	1:29.796	+ 4.488	9:38:48.654	7 -	1:25.308		9:44:40.500
4 -	1:30.616	+ 5.308	9:40:19.270	8 -	1:26.401	+ 1.093	9:46:06.901
25	Andrew HARWOOD		Radical Clubsport				
1 -	1:43.305	+ 14.399	9:34:51.098	5 -	1:32.877	+ 3.971	9:41:12.567
2 -	1:36.553	+ 7.647	9:36:27.651	6 -	1:29.883	+ 0.977	9:42:42.450
3 -	1:36.515	+ 7.609	9:38:04.166	7 -	1:29.548	+ 0.642	9:44:11.998
4 -	1:35.524	+ 6.618	9:39:39.690	8 -	1:28.906		9:45:40.904
26	Mark BOOT		Radical Clubsport				
1 -	1:43.219	+ 13.434	9:34:56.790	5 -	1:32.366	+ 2.581	9:41:14.713

CARS 16 & 70 - TRANSPONDERS NOT WORKING FIX OR YOU WILL BE IGNORED IN THE RACE

Weather / Track : Foggy / Dry

Dunlop Radical Club Cup

QUALIFYING - RACE 1 - LAP ANALYSIS

2 -	1:37.511	+ 7.726	9:36:34.301	6 -	1:30.544	+ 0.759	9:42:45.257
3 -	1:35.984	+ 6.199	9:38:10.285	7 -	1:29.785		9:44:15.042
4 -	1:32.062	+ 2.277	9:39:42.347				
37	Bill HENDERSON			Radical SR3			
1 -	1:45.284	+ 14.172	9:34:50.784	5 -	1:32.610	+ 1.498	9:41:21.279
2 -	1:43.206	+ 12.094	9:36:33.990	6 -	1:31.598	+ 0.486	9:42:52.877
3 -	1:40.099	+ 8.987	9:38:14.089	7 -	1:37.258	+ 6.146	9:44:30.135
4 -	1:34.580	+ 3.468	9:39:48.669	8 -	1:31.112		9:46:01.247
39	Tom ASHTON			Radical SR3			
1 -	1:28.149	+ 8.071	9:34:05.341	5 -	1:21.745	+ 1.667	9:39:37.312
2 -	1:24.356	+ 4.278	9:35:29.697	6 -	1:21.777	+ 1.699	9:40:59.089
3 -	1:23.681	+ 3.603	9:36:53.378	7 -	1:20.078		9:42:19.167
4 -	1:22.189	+ 2.111	9:38:15.567	8 -	1:20.298	+ 0.220	9:43:39.465
43	James COOK			Radical SR3			
1 -	1:45.778	+ 16.788	9:36:15.936	5 -	1:28.990		9:42:30.097
2 -	1:39.581	+ 10.591	9:37:55.517	6 -	1:41.945	+ 12.955	9:44:12.042
3 -	1:33.123	+ 4.133	9:39:28.640	7 -	1:30.360	+ 1.370	9:45:42.402
4 -	1:32.467	+ 3.477	9:41:01.107				
52	Nigel COX			Radical Prosport			
1 -	1:37.527	+ 7.076	9:34:57.965	5 -	1:33.032	+ 2.581	9:41:12.502
2 -	1:34.699	+ 4.248	9:36:32.664	6 -	1:31.975	+ 1.524	9:42:44.477
3 -	1:32.487	+ 2.036	9:38:05.151	7 -	1:30.451		9:44:14.928
4 -	1:34.319	+ 3.868	9:39:39.470	8 -	1:53.960	+ 23.509	9:46:08.888
55	Robert BALDOCK			Radical SR3			
1 -	1:35.925	+ 10.632	9:35:07.832	6 -	1:26.729	+ 1.436	9:42:30.563
2 -	1:30.532	+ 5.239	9:36:38.364	7 -	1:32.691	+ 7.398	9:44:03.254
3 -	1:29.245	+ 3.952	9:38:07.609	8 -	1:25.484	+ 0.191	9:45:28.738
4 -	1:29.137	+ 3.844	9:39:36.746	9 -	1:25.293		9:46:54.031
5 -	1:27.088	+ 1.795	9:41:03.834				
61	Manhal ALLOS			Radical SR3			
1 -	1:44.349	+ 20.108	9:35:40.917	5 -	1:24.241		9:41:33.847
2 -	1:31.340	+ 7.099	9:37:12.257	6 -	1:27.863	+ 3.622	9:43:01.710
3 -	1:31.629	+ 7.388	9:38:43.886	7 -	1:24.935	+ 0.694	9:44:26.645
4 -	1:25.720	+ 1.479	9:40:09.606	8 -	1:26.168	+ 1.927	9:45:52.813
64	Nigel MORRISON			Radical PR6			
1 -	1:36.303	+ 14.924	9:35:23.571	5 -	1:29.598	+ 8.219	9:41:10.354
2 -	1:27.565	+ 6.186	9:36:51.136	6 -	1:22.030	+ 0.651	9:42:32.384
3 -	1:23.931	+ 2.552	9:38:15.067	7 -	1:25.104	+ 3.725	9:43:57.488
4 -	1:25.689	+ 4.310	9:39:40.756	8 -	1:21.379		9:45:18.867
69	Simon DOLAN			Radical SR3			
1 -	1:33.020	+ 13.153	9:34:51.533	6 -	1:19.867		9:41:50.021
2 -	1:30.097	+ 10.230	9:36:21.630	7 -	1:21.303	+ 1.436	9:43:11.324
3 -	1:24.626	+ 4.759	9:37:46.256	8 -	1:20.097	+ 0.230	9:44:31.421
4 -	1:22.969	+ 3.102	9:39:09.225	9 -	1:20.586	+ 0.719	9:45:52.007
5 -	1:20.929	+ 1.062	9:40:30.154				
70	Darren ANLEY			Radical Prosport			
1 -	1:25.159	+ 0.655	9:38:57.563	3 -	5:59.297	+ 4:34.793	9:46:21.364
2 -	1:24.504		9:40:22.067				
77	Rachel DAVIES			Radical SR4			
1 -	1:40.357	+ 14.040	9:36:26.501	5 -	1:28.971	+ 2.654	9:42:32.331
2 -	1:35.445	+ 9.128	9:38:01.946	6 -	1:27.636	+ 1.319	9:43:59.967
3 -	1:31.678	+ 5.361	9:39:33.624	7 -	1:26.317		9:45:26.284
4 -	1:29.736	+ 3.419	9:41:03.360	8 -	1:28.277	+ 1.960	9:46:54.561

CARS 16 & 70 - TRANSPONDERS NOT WORKING FIX OR YOU WILL BE IGNORED IN THE RACE

Weather / Track : Foggy / Dry

Dunlop Radical Club Cup
QUALIFYING - RACE 1 - LAP ANALYSIS


81	Don PATTERSON		Radical PR6			
1 -	1:35.619	+ 8.499	9:35:51.560	4 -	1:27.120	9:40:17.250
2 -	1:30.119	+ 2.999	9:37:21.679	5 -	5:42.892 P	+ 4:15.772
3 -	1:28.451	+ 1.331	9:38:50.130			9:46:00.142
91	David FRANKLAND		Radical SR4			
1 -	1:48.135	+ 11.736	9:35:07.525	5 -	1:38.311	+ 1.912
2 -	1:44.698	+ 8.299	9:36:52.223	6 -	1:39.499	+ 3.100
3 -	1:39.186	+ 2.787	9:38:31.409	7 -	1:37.429	+ 1.030
4 -	1:36.448	+ 0.049	9:40:07.857	8 -	1:36.399	9:46:39.495
94	Darren LUKE		Radical PR6			
1 -	1:34.135	+ 10.378	9:34:43.432	5 -	1:24.200	+ 0.443
2 -	1:32.559	+ 8.802	9:36:15.991	6 -	1:23.757	9:41:58.100
3 -	1:27.395	+ 3.638	9:37:43.386	7 -	1:24.376	+ 0.619
4 -	1:26.757	+ 3.000	9:39:10.143	8 -	1:24.898	+ 1.141
95	Richard STABLES		Radical PR6			
1 -	1:43.926	+ 17.497	9:34:54.000	5 -	1:33.953	+ 7.524
2 -	1:37.784	+ 11.355	9:36:31.784	6 -	1:37.302	+ 10.873
3 -	1:35.303	+ 8.874	9:38:07.087	7 -	1:26.429	9:44:17.967
4 -	1:33.196	+ 6.767	9:39:40.283	8 -	1:30.783	+ 4.354

CARS 16 & 70 - TRANSPONDERS NOT WORKING FIX OR YOU WILL BE IGNORED IN THE RACE

Weather / Track : Foggy / Dry

Dunlop Radical Club Cup

RACE 1 - GRID

ROW 13		1:56.557	6 Dave BANHAM
ROW 12	1:36.399	1:32.504	
	91 David FRANKLAND	11 Ian CHARLES	
ROW 11	1:31.112	1:30.451	
	37 Bill HENDERSON	52 Nigel COX	
ROW 10	1:29.785	1:28.990	
	26 Mark BOOT	43 James COOK	
ROW 9	1:28.906	1:27.581	
	25 Andrew HARWOOD	16 Who KNOWS	
ROW 8	1:27.120	1:26.429	
	81 Don PATTERSON	95 Richard STABLES	
ROW 7	1:26.317	1:25.308	
	77 Rachel DAVIES	21 Robert TUSTING	
ROW 6	1:25.293	1:24.504	
	55 Robert BALDOCK	70 Darren ANLEY	
ROW 5	1:24.241	1:24.204	
	61 Manhal ALLOS	19 Gary KANE	
ROW 4	1:23.757	1:22.506	
	94 Darren LUKE	12 Steve BURGESS	
ROW 3	1:22.333	1:21.379	
	1 Paul STEELE	64 Nigel MORRISON	
ROW 2	1:20.324	1:20.078	
	3 Jonathan WRIGHT	39 Tom ASHTON	
ROW 1	1:19.867	1:19.829	
	69 Simon DOLAN	20 Simon FISH	
Pole			
			

Rockingham
Circuit Length = 1.9400 miles

Clerk of Course :

Timekeeper :

Dunlop Mini Se7en Championship

QUALIFYING - RACE 2 - CLASSIFICATION

POS	NO	CL	NAME	ENTRY	TIME	ON	LAPS	GAP	DIFF	MPH
1	2		Paul THOMPSON	Rover Mini	1:43.525	1	4			67.46
2	11		Kane ASTIN	Mini Seven	1:43.858	1	4	0.333	0.333	67.24
3	1		Max HUNTER	Mini	1:44.140	2	4	0.615	0.282	67.06
4	6		Gareth HUNT	Mini Se7en	1:44.475	2	4	0.950	0.335	66.84
5	36		Damon ASTIN	Mini Seven	1:45.716	1	4	2.191	1.241	66.06
6	7		Dick HUNTER	Mini Seven	1:45.970	2	4	2.445	0.254	65.90
7	60		Malcolm KEAT	Mini Seven	1:46.197	2	4	2.672	0.227	65.76
8	5		Niven BURGE	Altered Image Vickers Mini 7	1:46.712	2	3	3.187	0.515	65.44
9	52		Nathan BURGE	Altered Image Vickers Mini 7	1:47.243	2	4	3.718	0.531	65.12
10	9		James COULSON	Mini Se7en	1:47.278	1	1	3.753	0.035	65.10
11	15		Steven BAKER	Rover Mini	1:47.425	1	4	3.900	0.147	65.01
12	28		Neil ROBINS	Austin Mini	1:47.625	1	4	4.100	0.200	64.89
13	82		Andrew RUTHVEN	Mini Se7en	1:47.626	1	1	4.101	0.001	64.89
14	29		Jabez DYER	Mini	1:47.634	2	4	4.109	0.008	64.88
15	20		Darren THOMAS	Mini Se7en	1:48.318	1	4	4.793	0.684	64.47
16	34		Anthony TOWEY	Mini	1:49.734	2	4	6.209	1.416	63.64
17	38		Steven HOPPER	Rover Mini	1:52.172	1	1	8.647	2.438	62.26
18	77		Tristen KNIGHT	Rover Mini	1:52.970	2	4	9.445	0.798	61.82
19	76		Tom KNIGHT	Austin Mini	1:54.047	2	4	10.522	1.077	61.23
20	49		Huw DAVIES	Mini 1000	1:57.196	2	4	13.671	3.149	59.59
21	33		Geoff TAYLOR	Mini Se7en	2:04.165	2	4	20.640	6.969	56.24
22	46		Terry BARRINGER	Mini 1000	2:11.077	2	3	27.552	6.912	53.28

Weather / Track : Misty / Dry

These results are provisional until the conclusion of any judicial and technical matters.

Rockingham
Circuit Length = 1.9400 miles
Start: 09:51 End: 10:15

Clerk of Course :

Timekeeper :

Dunlop Mini Se7en Championship

QUALIFYING - RACE 2 - LAP ANALYSIS

1	Max HUNTER		Mini				
1 -	1:45.867	+ 1.727	9:55:41.662	3 -	14:14.882 P	+ 12:30.742	10:11:40.684
2 -	1:44.140		9:57:25.802	4 -	1:50.944	+ 6.804	10:13:31.628
2	Paul THOMPSON		Rover Mini				
1 -	1:43.525		9:55:27.915	3 -	14:25.430 P	+ 12:41.905	10:11:37.588
2 -	1:44.243	+ 0.718	9:57:12.158	4 -	1:50.737	+ 7.212	10:13:28.325
5	Niven BURGE		Altered Image Vickers Mini 7				
1 -	1:48.110	+ 1.398	9:56:06.849	3 -	15:19.258	+ 13:32.546	10:13:12.819
2 -	1:46.712		9:57:53.561				
6	Gareth HUNT		Mini Se7en				
1 -	1:45.669	+ 1.194	9:55:11.894	3 -	14:32.857 P	+ 12:48.382	10:11:29.226
2 -	1:44.475		9:56:56.369	4 -	1:48.943	+ 4.468	10:13:18.169
7	Dick HUNTER		Mini Seven				
1 -	1:47.769	+ 1.799	9:55:46.459	3 -	13:59.202 P	+ 12:13.232	10:11:31.631
2 -	1:45.970		9:57:32.429	4 -	1:49.540	+ 3.570	10:13:21.171
9	James COULSON		Mini Se7en				
1 -	1:47.278		9:55:23.322				
11	Kane ASTIN		Mini Seven				
1 -	1:43.858		9:55:29.731	3 -	14:27.271 P	+ 12:43.413	10:11:41.364
2 -	1:44.362	+ 0.504	9:57:14.093	4 -	1:50.888	+ 7.030	10:13:32.252
15	Steven BAKER		Rover Mini				
1 -	1:47.425		9:55:18.733	3 -	14:37.413 P	+ 12:49.988	10:11:43.878
2 -	1:47.732	+ 0.307	9:57:06.465	4 -	1:50.360	+ 2.935	10:13:34.238
20	Darren THOMAS		Mini Se7en				
1 -	1:48.318		9:56:07.693	3 -	13:51.585 P	+ 12:03.267	10:11:51.526
2 -	1:52.248	+ 3.930	9:57:59.941	4 -	1:54.590	+ 6.272	10:13:46.116
28	Neil ROBINS		Austin Mini				
1 -	1:47.625		9:55:24.218	3 -	14:09.100 P	+ 12:21.475	10:11:30.119
2 -	1:56.801	+ 9.176	9:57:21.019	4 -	1:48.632	+ 1.007	10:13:18.751
29	Jabez DYER		Mini				
1 -	1:48.962	+ 1.328	9:55:53.396	3 -	14:01.737 P	+ 12:14.103	10:11:42.767
2 -	1:47.634		9:57:41.030	4 -	1:50.934	+ 3.300	10:13:33.701
33	Geoff TAYLOR		Mini Se7en				
1 -	2:04.838	+ 0.673	9:55:59.216	3 -	13:46.026 P	+ 11:41.861	10:11:49.407
2 -	2:04.165		9:58:03.381	4 -	2:06.963	+ 2.798	10:13:56.370
34	Anthony TOWEY		Mini				
1 -	1:51.022	+ 1.288	9:56:03.806	3 -	13:41.325 P	+ 11:51.591	10:11:34.865
2 -	1:49.734		9:57:53.540	4 -	1:50.874	+ 1.140	10:13:25.739
36	Damon ASTIN		Mini Seven				
1 -	1:45.716		9:55:30.725	3 -	14:25.466 P	+ 12:39.750	10:11:42.193
2 -	1:46.002	+ 0.286	9:57:16.727	4 -	1:50.418	+ 4.702	10:13:32.611
38	Steven HOPPER		Rover Mini				
1 -	1:52.172		9:55:23.292				
46	Terry BARRINGER		Mini 1000				
1 -	1:41.356 D	+ -29.721	9:55:55.070	3 -	13:39.869 P	+ 11:28.792	10:11:46.016
2 -	2:11.077		9:58:06.147				

Rockingham
 Circuit Length = 1.9400 miles
 Start: 09:51 End: 10:15

Weather / Track : Sunny / Dry


Dunlop Mini Se7en Championship

QUALIFYING - RACE 2 - LAP ANALYSIS

49	Huw DAVIES		Mini 1000				
1 -	2:05.764	+ 8.568	9:56:00.520	3 -	13:38.572 P	+ 11:41.376	10:11:36.288
2 -	1:57.196		9:57:57.716	4 -	1:54.507	+ -2.689	10:13:30.795
52	Nathan BURGE		Altered Image Vickers Mini 7				
1 -	1:48.342	+ 1.099	9:56:06.766	3 -	13:33.496 P	+ 11:46.253	10:11:27.505
2 -	1:47.243		9:57:54.009	4 -	1:48.092 D	+ 0.849	10:13:15.597
60	Malcolm KEAT		Mini Seven				
1 -	1:47.167	+ 0.970	9:55:22.376	3 -	14:30.828 P	+ 12:44.631	10:11:39.401
2 -	1:46.197		9:57:08.573	4 -	1:51.568	+ 5.371	10:13:30.969
76	Tom KNIGHT		Austin Mini				
1 -	1:57.404	+ 3.357	9:56:17.991	3 -	13:35.114 P	+ 11:41.067	10:11:47.152
2 -	1:54.047		9:58:12.038	4 -	1:57.463	+ 3.416	10:13:44.615
77	Tristen KNIGHT		Rover Mini				
1 -	1:54.878	+ 1.908	9:56:16.331	3 -	13:35.495 P	+ 11:42.525	10:11:44.796
2 -	1:52.970		9:58:09.301	4 -	1:50.452	+ -2.518	10:13:35.248
82	Andrew RUTHVEN		Mini Se7en				
1 -	1:47.626		9:56:14.790				

Dunlop Mini Se7en Championship

RACE 2 - GRID

ROW 11	1:52.172 38 Steven HOPPER	1:47.626 82 Andrew RUTHVEN
ROW 10	1:47.278 9 James COULSON	2:11.077 46 Terry BARRINGER
ROW 9	2:04.165 33 Geoff TAYLOR	1:57.196 49 Huw DAVIES
ROW 8	1:54.047 76 Tom KNIGHT	1:52.970 77 Tristen KNIGHT
ROW 7	1:49.734 34 Anthony TOWEY	1:48.318 20 Darren THOMAS
ROW 6	1:47.634 29 Jabez DYER	1:47.625 28 Neil ROBINS
ROW 5	1:47.425 15 Steven BAKER	1:47.243 52 Nathan BURGE
ROW 4	1:46.712 5 Niven BURGE	1:46.197 60 Malcolm KEAT
ROW 3	1:45.970 7 Dick HUNTER	1:45.716 36 Damon ASTIN
ROW 2	1:44.475 6 Gareth HUNT	1:44.140 1 Max HUNTER
ROW 1	1:43.858 11 Kane ASTIN	1:43.525 2 Paul THOMPSON
Pole		
		

Rockingham
Circuit Length = 1.9400 miles

Clerk of Course :

Timekeeper :

Dunlop Mini Miglia Championship

QUALIFYING - RACE 3 - CLASSIFICATION

POS	NO	CL	NAME	ENTRY	TIME	ON	LAPS	GAP	DIFF	MPH
1	1		Andrew HACK	Mini Miglia	1:35.029	7	7			73.49
2	21		David EDGECOMBE	Mini Edgecoms Miglia	1:35.119	5	6	0.090	0.090	73.42
3	75		Paul BROWN	Brownspeed Mini	1:35.510	6	6	0.481	0.391	73.12
4	12		Paul THOMPSON	Mini Salon Miglia	1:35.546	5	7	0.517	0.036	73.09
5	98		Mark SMITH	Mini Miglia	1:35.689	5	7	0.660	0.143	72.98
6	77		Ralph SAUNDERS	Mini Miglia	1:36.254	7	7	1.225	0.565	72.55
7	26		Owen STINCHCOMBE	Mini Edgecoms Miglia	1:36.350	4	6	1.321	0.096	72.48
8	9		Mark SIMS	Mini Miglia	1:36.359	6	7	1.330	0.009	72.47
9	69		Tony LE-MAY	Mini Miglia	1:36.552	6	6	1.523	0.193	72.33
10	42		Paul SIMMONDS	Mini Miglia	1:37.024	4	6	1.995	0.472	71.98
11	55		Michael GREEN	Mini Miglia	1:37.064	7	7	2.035	0.040	71.95
12	5		Sarah MUNNS	Mini Miglia	1:37.401	7	7	2.372	0.337	71.70
13	99		Mark COWAN	Mini Miglia	1:38.263	5	6	3.234	0.862	71.07
14	15		Gordan POCOCK	Mini Miglia	1:38.282	5	6	3.253	0.019	71.06
15	24		Nuno PIMENTA	Mini Miglia	1:38.590	6	6	3.561	0.308	70.83
16	28		Robert HUMPHREYS	Mini Vickers	1:39.034	1	7	4.005	0.444	70.52
17	13		Phil HARVEY	Motley Mini	1:39.446	4	6	4.417	0.412	70.22
18	17		Steve WHITELEY	Mini Miglia	1:39.722	5	6	4.693	0.276	70.03
19	16		Andrew WORSLEY	Mini Miglia	1:42.909	6	7	7.880	3.187	67.86
20	14		Robert MORRIS	Mini Swiftune	1:43.067	5	6	8.038	0.158	67.76

Weather / Track : Misty / Dry

These results are provisional until the conclusion of any judicial and technical matters.

Rockingham
Circuit Length = 1.9400 miles
Start: 10:22 End: 10:46

Clerk of Course :		Timekeeper :
-------------------	--	--------------

Dunlop Mini Miglia Championship

QUALIFYING - RACE 3 - LAP ANALYSIS

1	Andrew HACK		Mini Miglia				
1 -	1:38.094	+ 3.065	10:26:53.064	5 -	1:35.904	+ 0.875	10:41:56.468
2 -	10:12.444 P	+ 8:37.415	10:37:05.508	6 -	1:37.307	+ 2.278	10:43:33.775
3 -	1:39.142	+ 4.113	10:38:44.650	7 -	1:35.029		10:45:08.804
4 -	1:35.914	+ 0.885	10:40:20.564				
5	Sarah MUNNS		Mini Miglia				
1 -	1:37.773	+ 0.372	10:26:40.567	5 -	1:37.589	+ 0.188	10:41:53.625
2 -	10:15.764 P	+ 8:38.363	10:36:56.331	6 -	1:37.681	+ 0.280	10:43:31.306
3 -	1:41.738	+ 4.337	10:38:38.069	7 -	1:37.401		10:45:08.707
4 -	1:37.967	+ 0.566	10:40:16.036				
9	Mark SIMS		Mini Miglia				
1 -	1:37.780	+ 1.421	10:26:39.688	5 -	1:37.584	+ 1.225	10:41:51.756
2 -	10:15.520 P	+ 8:39.161	10:36:55.208	6 -	1:36.359		10:43:28.115
3 -	1:40.754	+ 4.395	10:38:35.962	7 -	1:36.522	+ 0.163	10:45:04.637
4 -	1:38.210	+ 1.851	10:40:14.172				
12	Paul THOMPSON		Mini Salon Miglia				
1 -	1:39.972	+ 4.426	10:27:10.527	5 -	1:35.546		10:41:59.278
2 -	9:52.525 P	+ 8:16.979	10:37:03.052	6 -	1:36.388	+ 0.842	10:43:35.666
3 -	1:44.675	+ 9.129	10:38:47.727	7 -	1:35.546		10:45:11.212
4 -	1:36.005	+ 0.459	10:40:23.732				
13	Phil HARVEY		Motley Mini				
1 -	11:34.932 P	+ 9:55.486	10:37:14.597	4 -	1:39.446		10:42:21.042
2 -	1:46.040	+ 6.594	10:39:00.637	5 -	1:57.531	+ 18.085	10:44:18.573
3 -	1:40.959	+ 1.513	10:40:41.596	6 -	1:41.143	+ 1.697	10:45:59.716
14	Robert MORRIS		Mini Swiftune				
1 -	11:43.436 P	+ 10:00.369	10:37:19.329	4 -	1:44.426	+ 1.359	10:42:34.514
2 -	1:45.873	+ 2.806	10:39:05.202	5 -	1:43.067		10:44:17.581
3 -	1:44.886	+ 1.819	10:40:50.088	6 -	1:44.524	+ 1.457	10:46:02.105
15	Gordan POCOCK		Mini Miglia				
1 -	11:32.926 P	+ 9:54.644	10:37:12.523	4 -	1:39.683	+ 1.401	10:42:13.640
2 -	1:41.295	+ 3.013	10:38:53.818	5 -	1:38.282		10:43:51.922
3 -	1:40.139	+ 1.857	10:40:33.957	6 -	1:38.683	+ 0.401	10:45:30.605
16	Andrew WORSLEY		Mini Miglia				
1 -	1:49.580	+ 6.671	10:27:09.600	5 -	1:44.499	+ 1.590	10:42:28.450
2 -	9:50.932 P	+ 8:08.023	10:37:00.532	6 -	1:42.909		10:44:11.359
3 -	1:48.860	+ 5.951	10:38:49.392	7 -	1:45.247	+ 2.338	10:45:56.606
4 -	1:54.559	+ 11.650	10:40:43.951				
17	Steve WHITELEY		Mini Miglia				
1 -	11:12.988 P	+ 9:33.266	10:37:18.312	4 -	1:40.363	+ 0.641	10:42:25.099
2 -	1:45.413	+ 5.691	10:39:03.725	5 -	1:39.722		10:44:04.821
3 -	1:41.011	+ 1.289	10:40:44.736	6 -	1:39.930	+ 0.208	10:45:44.751
21	David EDGEcombe		Mini Edgecoms Miglia				
1 -	11:28.305 P	+ 9:53.186	10:37:09.129	4 -	1:35.312	+ 0.193	10:41:57.968
2 -	1:37.203	+ 2.084	10:38:46.332	5 -	1:35.119		10:43:33.087
3 -	1:36.324	+ 1.205	10:40:22.656	6 -	1:36.404	+ 1.285	10:45:09.491
24	Nuno PIMENTA		Mini Miglia				
1 -	10:57.749 P	+ 9:19.159	10:36:59.900	4 -	1:39.886	+ 1.296	10:42:31.150
2 -	1:55.594	+ 17.004	10:38:55.494	5 -	1:39.280	+ 0.690	10:44:10.430
3 -	1:55.770	+ 17.180	10:40:51.264	6 -	1:38.590		10:45:49.020
26	Owen STINCHCOMBE		Mini Edgecoms Miglia				
1 -	11:31.384 P	+ 9:55.034	10:37:13.144	4 -	1:36.350		10:42:08.924

Rockingham
 Circuit Length = 1.9400 miles
 Start: 10:22 End: 10:46

Weather / Track : Sunny / Dry


Dunlop Mini Miglia Championship

QUALIFYING - RACE 3 - LAP ANALYSIS

2 -	1:41.323	+ 4.973	10:38:54.467	5 -	1:36.551	+ 0.201	10:43:45.475
3 -	1:38.107	+ 1.757	10:40:32.574	6 -	1:50.345	+ 13.995	10:45:35.820
28	Robert HUMPHREYS		Mini Vickers				
1 -	1:39.034		10:26:44.364	5 -	1:39.303	+ 0.269	10:41:57.537
2 -	10:14.135 P	+ 8:35.101	10:36:58.499	6 -	1:39.410	+ 0.376	10:43:36.947
3 -	1:40.240	+ 1.206	10:38:38.739	7 -	1:39.130	+ 0.096	10:45:16.077
4 -	1:39.495	+ 0.461	10:40:18.234				
42	Paul SIMMONDS		Mini Miglia				
1 -	11:35.208 P	+ 9:58.184	10:37:06.786	4 -	1:37.024		10:41:59.962
2 -	1:39.059	+ 2.035	10:38:45.845	5 -	1:38.184	+ 1.160	10:43:38.146
3 -	1:37.093	+ 0.069	10:40:22.938	6 -	1:38.141	+ 1.117	10:45:16.287
55	Michael GREEN		Mini Miglia				
1 -	1:41.338	+ 4.274	10:27:11.808	5 -	1:37.223	+ 0.159	10:42:07.962
2 -	9:54.067 P	+ 8:17.003	10:37:05.875	6 -	1:38.897	+ 1.833	10:43:46.859
3 -	1:46.817	+ 9.753	10:38:52.692	7 -	1:37.064		10:45:23.923
4 -	1:38.047	+ 0.983	10:40:30.739				
69	Tony LE-MAY		Mini Miglia				
1 -	11:31.386 P	+ 9:54.834	10:37:15.808	4 -	1:36.959	+ 0.407	10:42:08.475
2 -	1:38.381	+ 1.829	10:38:54.189	5 -	1:36.963	+ 0.411	10:43:45.438
3 -	1:37.327	+ 0.775	10:40:31.516	6 -	1:36.552		10:45:21.990
75	Paul BROWN		Brownspeed Mini				
1 -	11:40.226 P	+ 10:04.716	10:37:08.156	4 -	1:35.794	+ 0.284	10:42:02.135
2 -	1:41.889	+ 6.379	10:38:50.045	5 -	1:36.380	+ 0.870	10:43:38.515
3 -	1:36.296	+ 0.786	10:40:26.341	6 -	1:35.510		10:45:14.025
77	Ralph SAUNDERS		Mini Miglia				
1 -	1:37.030	+ 0.776	10:26:37.596	5 -	1:38.457	+ 2.203	10:41:51.286
2 -	10:07.318 P	+ 8:31.064	10:36:44.914	6 -	1:37.483	+ 1.229	10:43:28.769
3 -	1:51.460	+ 15.206	10:38:36.374	7 -	1:36.254		10:45:05.023
4 -	1:36.455	+ 0.201	10:40:12.829				
98	Mark SMITH		Mini Miglia				
1 -	1:38.373	+ 2.684	10:26:42.208	5 -	1:35.689		10:42:42.662
2 -	11:12.725 P	+ 9:37.036	10:37:54.933	6 -	1:37.720	+ 2.031	10:44:20.382
3 -	1:35.846	+ 0.157	10:39:30.779	7 -	1:37.420	+ 1.731	10:45:57.802
4 -	1:36.194	+ 0.505	10:41:06.973				
99	Mark COWAN		Mini Miglia				
1 -	11:17.678 P	+ 9:39.415	10:37:17.365	4 -	1:38.434	+ 0.171	10:42:16.148
2 -	1:41.227	+ 2.964	10:38:58.592	5 -	1:38.263		10:43:54.411
3 -	1:39.122	+ 0.859	10:40:37.714	6 -	1:39.475	+ 1.212	10:45:33.886

Dunlop Mini Miglia Championship

RACE 3 - GRID

ROW 11			2	Endaf OWENS	
ROW 10	1:43.067	14	Robert MORRIS	1:42.909	
			16	Andrew WORSLEY	
ROW 9		1:39.722	17	Steve WHITELEY	1:39.446
			13	Phil HARVEY	
ROW 8	1:39.034	28	Robert HUMPHREYS	1:38.590	
			24	Nuno PIMENTA	
ROW 7		1:38.282	15	Gordan POCOCK	1:38.263
			99	Mark COWAN	
ROW 6	1:37.401	5	Sarah MUNNS	1:37.064	
			55	Michael GREEN	
ROW 5		1:37.024	42	Paul SIMMONDS	1:36.552
			69	Tony LE-MAY	
ROW 4	1:36.359	9	Mark SIMS	1:36.350	
			26	Owen STINCHCOMBE	
ROW 3		1:36.254	77	Ralph SAUNDERS	1:35.689
			98	Mark SMITH	
ROW 2	1:35.546	12	Paul THOMPSON	1:35.510	
			75	Paul BROWN	
ROW 1		1:35.119	21	David EDGECOMBE	1:35.029
			1	Andrew HACK	
Pole					
					

Rockingham
Circuit Length = 1.9400 miles

Clerk of Course :

Timekeeper :

Dunlop Radical UK Cup

QUALIFYING - RACE 7 - CLASSIFICATION

POS	NO	CL	NAME	ENTRY	TIME	ON	LAPS	GAP	DIFF	MPH
1	88	MA	WOODWARD/KAISER	Radical SR8	1:14.482	3	13			93.76
2	2	MA	JOHNSTON/MOSELEY	Radical SR8	1:15.563	6	12	1.081	1.081	92.42
3	27	MA	JACKSON/JACKSON	Radical SR8	1:16.576	8	13	2.094	1.013	91.20
4	25	MA	Cameron MACDONALD	Radical SR8	1:17.778	4	13	3.296	1.202	89.79
5	71	SS	Jamie PATTERSON	Radical PR6	1:17.952	7	7	3.470	0.174	89.59
6	69	SS	DOLAN/HANCOCK	Radical SR3	1:18.147	5	12	3.665	0.195	89.36
7	96	MA	Ziad EL-AKABI	Radical SR8	1:18.185	5	11	3.703	0.038	89.32
8	1	SS	LADIMAN/KAPADIA	Radical SR3	1:18.465	6	15	3.983	0.280	89.00
9	26	SS	FERGUSON/ALLEN	Radical SR3	1:18.633	6	14	4.151	0.168	88.81
10	46	SS	FERGUSON/REDWOOD	Radical SR3	1:18.644	15	15	4.162	0.011	88.80
11	91	SS	Gary KANE	Radical SR4	1:19.047	9	9	4.565	0.403	88.35
12	28	SS	????????????????????	??????????????	1:19.237	3	13	4.755	0.190	88.13
13	14	SS	BROMILEY/WHELDON	Radical SR3	1:19.342	14	14	4.860	0.105	88.02
14	22	SS	Ian SIMMONDS	Radical SR3	1:20.974	9	14	6.492	1.632	86.24
15	5	MA	HALL/OSBORN	Radical SR8	1:21.317	14	15	6.835	0.343	85.88
16	43	SS	James COOK	Radical SR3	1:26.059	7	9	11.577	4.742	81.15
17	6	SS	BANHAM/GREENSALL	Radical SR5	1:32.237	5	8	17.755	6.178	75.71

CAR 3 - TRANSPONDER NOT WORKING FIX OR YOU WILL BE IGNORED IN THE RACE
 CAR 43 - TRANSPONDER STOPPED WORKING

Weather / Track : Sunny / Dry

These results are provisional until the conclusion of any judicial and technical matters.

Rockingham
 Circuit Length = 1.9400 miles
 Start: 10:48 End: 11:21

Clerk of Course :		Timekeeper :
-------------------	--	--------------

Dunlop Radical UK Cup

QUALIFYING - RACE 7 - LAP ANALYSIS

1	LADIMAN/KAPADIA						Radical SR3					
1 -	1:23.019	+ 4.554	10:52:35.694	9 -	1:19.210	+ 0.745	11:04:41.858					
2 -	1:19.751	+ 1.286	10:53:55.445	10 -	1:20.862	+ 2.397	11:06:02.720					
3 -	1:19.424	+ 0.959	10:55:14.869	11 -	8:37.178 P	+ 7:18.713	11:14:39.898					
4 -	1:19.925	+ 1.460	10:56:34.794	12 -	1:22.186	+ 3.721	11:16:02.084					
5 -	1:27.452	+ 8.987	10:58:02.246	13 -	1:19.298	+ 0.833	11:17:21.382					
6 -	1:18.465		10:59:20.711	14 -	1:18.564	+ 0.099	11:18:39.946					
7 -	1:18.802	+ 0.337	11:00:39.513	15 -	1:20.752	+ 2.287	11:20:00.698					
8 -	2:43.135 P	+ 1:24.670	11:03:22.648									
2	JOHNSTON/MOSELEY						Radical SR8					
1 -	1:17.601	+ 2.038	10:52:43.227	7 -	2:40.786 P	+ 1:25.223	11:01:45.649					
2 -	1:16.430	+ 0.867	10:53:59.657	8 -	1:23.492	+ 7.929	11:03:09.141					
3 -	1:17.543	+ 1.980	10:55:17.200	9 -	1:18.534	+ 2.971	11:04:27.675					
4 -	1:16.430	+ 0.867	10:56:33.630	10 -	10:09.038 P	+ 8:53.475	11:14:36.713					
5 -	1:15.670	+ 0.107	10:57:49.300	11 -	1:19.458	+ 3.895	11:15:56.171					
6 -	1:15.563		10:59:04.863	12 -	1:19.881	+ 4.318	11:17:16.052					
5	HALL/OSBORN						Radical SR8					
1 -	1:29.783	+ 8.466	10:53:02.357	9 -	2:40.462 P	+ 1:19.145	11:05:29.811					
2 -	1:27.314	+ 5.997	10:54:29.671	10 -	1:26.597	+ 5.280	11:06:56.408					
3 -	1:25.713	+ 4.396	10:55:55.384	11 -	7:30.617 P	+ 6:09.300	11:14:27.025					
4 -	1:23.539	+ 2.222	10:57:18.923	12 -	1:26.823	+ 5.506	11:15:53.848					
5 -	1:22.987	+ 1.670	10:58:41.910	13 -	1:22.855	+ 1.538	11:17:16.703					
6 -	1:21.675	+ 0.358	11:00:03.585	14 -	1:21.317		11:18:38.020					
7 -	1:22.825	+ 1.508	11:01:26.410	15 -	1:21.955	+ 0.638	11:19:59.975					
8 -	1:22.939	+ 1.622	11:02:49.349									
6	BANHAM/GREENSALL						Radical SR5					
1 -	1:44.307	+ 12.070	10:57:12.771	5 -	1:32.237		11:05:10.981					
2 -	1:44.600	+ 12.363	10:58:57.371	6 -	1:37.782	+ 5.545	11:06:48.763					
3 -	2:58.272 P	+ 1:26.035	11:01:55.643	7 -	12:17.224 P	+ 10:44.987	11:19:05.987					
4 -	1:43.101	+ 10.864	11:03:38.744	8 -	1:23.739	+ -8.498	11:20:29.726					
14	BROMLEY/WHELDON						Radical SR3					
1 -	1:27.948	+ 8.606	10:53:03.273	8 -	1:20.148	+ 0.806	11:05:18.601					
2 -	1:24.059	+ 4.717	10:54:27.332	9 -	1:20.015	+ 0.673	11:06:38.616					
3 -	1:22.029	+ 2.687	10:55:49.361	10 -	7:44.187 P	+ 6:24.845	11:14:22.803					
4 -	1:23.046	+ 3.704	10:57:12.407	11 -	1:23.190	+ 3.848	11:15:45.993					
5 -	3:42.688 P	+ 2:23.346	11:00:55.095	12 -	1:21.524	+ 2.182	11:17:07.517					
6 -	1:23.721	+ 4.379	11:02:18.816	13 -	1:21.511	+ 2.169	11:18:29.028					
7 -	1:39.637	+ 20.295	11:03:58.453	14 -	1:19.342		11:19:48.370					
22	Ian SIMMONDS						Radical SR3					
1 -	1:32.652	+ 11.678	10:52:58.858	8 -	1:21.623	+ 0.649	11:03:40.971					
2 -	1:25.852	+ 4.878	10:54:24.710	9 -	1:20.974		11:05:01.945					
3 -	1:23.790	+ 2.816	10:55:48.500	10 -	1:21.823	+ 0.849	11:06:23.768					
4 -	2:22.636 P	+ 1:01.662	10:58:11.136	11 -	9:19.381	+ 7:58.407	11:15:43.149					
5 -	1:25.012	+ 4.038	10:59:36.148	12 -	1:23.041	+ 2.067	11:17:06.190					
6 -	1:21.424	+ 0.450	11:00:57.572	13 -	1:25.584	+ 4.610	11:18:31.774					
7 -	1:21.776	+ 0.802	11:02:19.348	14 -	1:21.911	+ 0.937	11:19:53.685					
25	Cameron MACDONALD						Radical SR8					
1 -	1:31.561	+ 13.783	10:53:08.886	8 -	1:34.095	+ 16.317	11:06:00.414					
2 -	1:26.428	+ 8.650	10:54:35.314	9 -	8:28.068 P	+ 7:10.290	11:14:28.482					
3 -	1:26.506	+ 8.728	10:56:01.820	10 -	1:27.504	+ 9.726	11:15:55.986					
4 -	1:17.778		10:57:19.598	11 -	1:21.638	+ 3.860	11:17:17.624					
5 -	1:18.145	+ 0.367	10:58:37.743	12 -	1:20.618	+ 2.840	11:18:38.242					
6 -	4:23.385 P	+ 3:05.607	11:03:01.128	13 -	1:18.834	+ 1.056	11:19:57.076					
7 -	1:25.191	+ 7.413	11:04:26.319									
26	FERGUSON/ALLEN						Radical SR3					
1 -	1:21.517	+ 2.884	10:52:37.161	8 -	2:48.949 P	+ 1:30.316	11:03:24.403					

CAR 3 - TRANSPONDER NOT WORKING FIX OR YOU WILL BE IGNORED IN THE RACE
 CAR 43 - TRANSPONDER STOPPED WORKING
 Weather / Track : Sunny / Dry

Rockingham
 Circuit Length = 1.9400 miles
 Start: 10:48 End: 11:21

Dunlop Radical UK Cup

QUALIFYING - RACE 7 - LAP ANALYSIS

2 -	1:19.876	+ 1.243	10:53:57.037	9 -	1:27.154	+ 8.521	11:04:51.557
3 -	1:21.298	+ 2.665	10:55:18.335	10 -	1:21.961	+ 3.328	11:06:13.518
4 -	1:19.525	+ 0.892	10:56:37.860	11 -	9:26.108	+ 8:07.475	11:15:39.626
5 -	1:19.943	+ 1.310	10:57:57.803	12 -	1:51.060	+ 32.427	11:17:30.686
6 -	1:18.633		10:59:16.436	13 -	1:22.420	+ 3.787	11:18:53.106
7 -	1:19.018	+ 0.385	11:00:35.454	14 -	1:21.469	+ 2.836	11:20:14.575
27	JACKSON/JACKSON			Radical SR8			
1 -	1:33.046	+ 16.470	10:53:10.783	8 -	1:16.576		11:05:14.007
2 -	1:30.830	+ 14.254	10:54:41.613	9 -	9:51.363 P	+ 8:34.787	11:15:05.370
3 -	1:32.037	+ 15.461	10:56:13.650	10 -	1:23.506	+ 6.930	11:16:28.876
4 -	3:40.044 P	+ 2:23.468	10:59:53.694	11 -	1:16.764	+ 0.188	11:17:45.640
5 -	1:26.705	+ 10.129	11:01:20.399	12 -	1:24.525	+ 7.949	11:19:10.165
6 -	1:19.416	+ 2.840	11:02:39.815	13 -	1:17.676	+ 1.100	11:20:27.841
7 -	1:17.616	+ 1.040	11:03:57.431				
28	????????????????????			????????????????			
1 -	1:24.523	+ 5.286	10:52:53.606	8 -	1:31.132	+ 11.895	11:06:05.358
2 -	1:19.842	+ 0.605	10:54:13.448	9 -	8:40.878 P	+ 7:21.641	11:14:46.236
3 -	1:19.237		10:55:32.685	10 -	1:30.008	+ 10.771	11:16:16.244
4 -	4:23.141 P	+ 3:03.904	10:59:55.826	11 -	1:27.828	+ 8.591	11:17:44.072
5 -	1:34.024	+ 14.787	11:01:29.850	12 -	1:27.948	+ 8.711	11:19:12.020
6 -	1:31.947	+ 12.710	11:03:01.797	13 -	1:28.012	+ 8.775	11:20:40.032
7 -	1:32.429	+ 13.192	11:04:34.226				
43	James COOK			Radical SR3			
1 -	1:53.868	+ 27.809	10:56:51.376	6 -	1:27.352	+ 1.293	11:04:16.193
2 -	1:32.583	+ 6.524	10:58:23.959	7 -	1:26.059		11:05:42.252
3 -	1:28.951	+ 2.892	10:59:52.910	8 -	9:25.925 P	+ 7:59.866	11:15:08.177
4 -	1:27.250	+ 1.191	11:01:20.160	9 -	1:43.275	+ 17.216	11:16:51.452
5 -	1:28.681	+ 2.622	11:02:48.841				
46	FERGUSON/REDWOOD			Radical SR3			
1 -	1:24.355	+ 5.711	10:52:41.874	9 -	1:19.057	+ 0.413	11:04:40.376
2 -	1:20.565	+ 1.921	10:54:02.439	10 -	1:20.570	+ 1.926	11:06:00.946
3 -	1:19.190	+ 0.546	10:55:21.629	11 -	8:25.445 P	+ 7:06.801	11:14:26.391
4 -	1:19.393	+ 0.749	10:56:41.022	12 -	1:20.480	+ 1.836	11:15:46.871
5 -	1:18.995	+ 0.351	10:58:00.017	13 -	1:20.298	+ 1.654	11:17:07.169
6 -	1:18.660	+ 0.016	10:59:18.677	14 -	1:19.255	+ 0.611	11:18:26.424
7 -	2:39.014 P	+ 1:20.370	11:01:57.691	15 -	1:18.644		11:19:45.068
8 -	1:23.628	+ 4.984	11:03:21.319				
69	DOLAN/HANCOCK			Radical SR3			
1 -	1:24.014	+ 5.867	10:52:40.894	7 -	1:23.837	+ 5.690	11:05:26.767
2 -	1:19.628	+ 1.481	10:54:00.522	8 -	8:57.986 P	+ 7:39.839	11:14:24.753
3 -	1:18.501	+ 0.354	10:55:19.023	9 -	1:28.536	+ 10.389	11:15:53.289
4 -	1:25.308	+ 7.161	10:56:44.331	10 -	1:21.502	+ 3.355	11:17:14.791
5 -	1:18.147		10:58:02.478	11 -	1:21.701	+ 3.554	11:18:36.492
6 -	6:00.452 P	+ 4:42.305	11:04:02.930	12 -	1:19.865	+ 1.718	11:19:56.357
71	Jamie PATTERSON			Radical PR6			
1 -	1:25.393	+ 7.441	10:52:43.279	5 -	1:18.241	+ 0.289	10:58:14.473
2 -	1:19.313	+ 1.361	10:54:02.592	6 -	1:20.682	+ 2.730	10:59:35.155
3 -	1:35.355	+ 17.403	10:55:37.947	7 -	1:17.952		11:00:53.107
4 -	1:18.285	+ 0.333	10:56:56.232				
88	WOODWARD/KAISER			Radical SR8			
1 -	1:17.510	+ 3.028	10:52:29.863	8 -	1:21.172	+ 6.690	11:01:24.880
2 -	1:14.984	+ 0.502	10:53:44.847	9 -	3:15.305 P	+ 2:00.823	11:04:40.185
3 -	1:14.482		10:54:59.329	10 -	1:37.852	+ 23.370	11:06:18.037
4 -	1:15.129	+ 0.647	10:56:14.458	11 -	8:01.273 P	+ 6:46.791	11:14:19.310
5 -	1:14.971	+ 0.489	10:57:29.429	12 -	1:25.844	+ 11.362	11:15:45.154
6 -	1:15.704	+ 1.222	10:58:45.133	13 -	1:21.304	+ 6.822	11:17:06.458
7 -	1:18.575	+ 4.093	11:00:03.708				

CAR 3 - TRANSPONDER NOT WORKING FIX OR YOU WILL BE IGNORED IN THE RACE
 CAR 43 - TRANSPONDER STOPPED WORKING
 Weather / Track : Sunny / Dry

Rockingham
 Circuit Length = 1.9400 miles
 Start: 10:48 End: 11:21

Dunlop Radical UK Cup
QUALIFYING - RACE 7 - LAP ANALYSIS


91	Gary KANE		Radical SR4				
1 -	1:29.466	+ 10.419	10:53:08.512	6 -	4:32.522 P	+ 3:13.475	11:03:05.165
2 -	1:20.923	+ 1.876	10:54:29.435	7 -	11:37.220 P	+ 10:18.173	11:14:42.385
3 -	1:23.299	+ 4.252	10:55:52.734	8 -	1:21.124	+ 2.077	11:16:03.509
4 -	1:19.875	+ 0.828	10:57:12.609	9 -	1:19.047		11:17:22.556
5 -	1:20.034	+ 0.987	10:58:32.643				
96	Ziad EL-AKABI		Radical SR8				
1 -	1:20.953	+ 2.768	10:52:49.290	7 -	1:36.881	+ 18.696	11:01:07.263
2 -	1:18.728	+ 0.543	10:54:08.018	8 -	4:20.902 P	+ 3:02.717	11:05:28.165
3 -	1:18.871	+ 0.686	10:55:26.889	9 -	1:22.973	+ 4.788	11:06:51.138
4 -	1:26.749	+ 8.564	10:56:53.638	10 -	7:34.696 P	+ 6:16.511	11:14:25.834
5 -	1:18.185		10:58:11.823	11 -	1:26.125	+ 7.940	11:15:51.959
6 -	1:18.559	+ 0.374	10:59:30.382				

CAR 3 - TRANSPONDER NOT WORKING FIX OR YOU WILL BE IGNORED IN THE RACE
CAR 43 - TRANSPONDER STOPPED WORKING
Weather / Track : Sunny / Dry

Rockingham
 Circuit Length = 1.9400 miles
 Start: 10:48 End: 11:21

Dunlop Radical UK Cup

RACE 7 - GRID

ROW 9	3 MORTIMER/GARRETT	1:32.237	6 BANHAM/GREENSALL
ROW 8	1:26.059 43 James COOK	1:21.317	5 HALL/OSBORN
ROW 7	1:20.974 22 Ian SIMMONDS	1:19.342	14 BROMILEY/WHELDON
ROW 6	1:19.237 28 ????????????????????	1:19.047	91 Gary KANE
ROW 5	1:18.644 46 FERGUSON/REDWOOD	1:18.633	26 FERGUSON/ALLEN
ROW 4	1:18.465 1 LADIMAN/KAPADIA	1:18.185	96 Ziad EL-AKABI
ROW 3	1:18.147 69 DOLAN/HANCOCK	1:17.952	71 Jamie PATTERSON
ROW 2	1:17.778 25 Cameron MACDONALD	1:16.576	27 JACKSON/JACKSON
ROW 1	1:15.563 2 JOHNSTON/MOSELEY	1:14.482	88 WOODWARD/KAISER
Pole			
			

Rockingham
Circuit Length = 1.9400 miles

Clerk of Course :		Timekeeper :

BARC Westfield Sportscar Championship
QUALIFYING - RACE 8 - CLASSIFICATION

POS	NO	CL	NAME	ENTRY	TIME	ON	LAPS	GAP	DIFF	MPH
1	98	B	Chris DAVISON	Westfield SE1	1:32.383	8	9			75.59
2	24	B	Simon PRYKE	Westfield SE	1:32.792	7	8	0.409	0.409	75.26
3	55	A	Roger GREEN	Westfield Aerorace	1:34.168	3	9	1.785	1.376	74.16
4	19	B	Chris GOULD	Westfield Zetec	1:34.678	8	9	2.295	0.510	73.76
5	50	B	Brian DEAN	Westfield Zetec	1:34.843	7	8	2.460	0.165	73.63
6	41	A	Darren SANSUM	Westfield Aero Race	1:34.891	8	9	2.508	0.048	73.59
7	29	B	William CHAPPELL	Westfield Zetec	1:34.968	7	9	2.585	0.077	73.53
8	71	B	Martin GARTSIDE	Westfield Se	1:35.327	6	9	2.944	0.359	73.26
9	3	B	Brian SMALL	Westfield Zetec	1:36.103	8	8	3.720	0.776	72.67
10	36	B	Jon CHAPPELL	Westfield Zetec	1:36.599	2	3	4.216	0.496	72.29
11	23	B	Paul TABERNER	Westfield Zetec	1:39.080	7	8	6.697	2.481	70.48

Weather / Track : Sunny / Dry

These results are provisional until the conclusion of any judicial and technical matters.

Rockingham
 Circuit Length = 1.9400 miles
 Start: 11:26 End: 11:42

Clerk of Course :		Timekeeper :
-------------------	--	--------------

BARC Westfield Sportscar Championship QUALIFYING - RACE 8 - LAP ANALYSIS

2	Nick FLOWERS		Westfield Zetec				
3	Brian SMALL		Westfield Zetec				
1 -	1:44.357	+ 8.254	11:31:02.756	5 -	1:36.986	+ 0.883	11:37:37.062
2 -	1:40.944	+ 4.841	11:32:43.700	6 -	1:37.304	+ 1.201	11:39:14.366
3 -	1:38.560	+ 2.457	11:34:22.260	7 -	1:36.414	+ 0.311	11:40:50.780
4 -	1:37.816	+ 1.713	11:36:00.076	8 -	1:36.103		11:42:26.883
19	Chris GOULD		Westfield Zetec				
1 -	1:00.637 D	+ -34.041	11:29:03.446	6 -	1:36.183	+ 1.505	11:37:17.743
2 -	1:38.196	+ 3.518	11:30:41.642	7 -	1:44.241	+ 9.563	11:39:01.984
3 -	1:35.912	+ 1.234	11:32:17.554	8 -	1:34.678		11:40:36.662
4 -	1:41.059	+ 6.381	11:33:58.613	9 -	1:34.877	+ 0.199	11:42:11.539
5 -	1:42.947	+ 8.269	11:35:41.560				
23	Paul TABERNER		Westfield Zetec				
1 -	1:45.791	+ 6.711	11:30:00.170	5 -	1:40.389	+ 1.309	11:36:46.327
2 -	1:43.726	+ 4.646	11:31:43.896	6 -	1:39.388	+ 0.308	11:38:25.715
3 -	1:39.902	+ 0.822	11:33:23.798	7 -	1:39.080		11:40:04.795
4 -	1:42.140	+ 3.060	11:35:05.938	8 -	1:39.108	+ 0.028	11:41:43.903
24	Simon PRYKE		Westfield SE				
1 -	1:52.580	+ 19.788	11:29:52.250	5 -	1:33.322	+ 0.530	11:36:36.449
2 -	1:36.266	+ 3.474	11:31:28.516	6 -	1:33.633	+ 0.841	11:38:10.082
3 -	1:33.125	+ 0.333	11:33:01.641	7 -	1:32.792		11:39:42.874
4 -	2:01.486	+ 28.694	11:35:03.127	8 -	1:33.224	+ 0.432	11:41:16.098
29	William CHAPPELL		Westfield Zetec				
1 -	1:38.359	+ 3.391	11:29:45.741	6 -	1:36.021	+ 1.053	11:37:52.172
2 -	1:36.551	+ 1.583	11:31:22.292	7 -	1:34.968		11:39:27.140
3 -	1:35.422	+ 0.454	11:32:57.714	8 -	1:35.567	+ 0.599	11:41:02.707
4 -	1:43.342	+ 8.374	11:34:41.056	9 -	1:36.087	+ 1.119	11:42:38.794
5 -	1:35.095	+ 0.127	11:36:16.151				
36	Jon CHAPPELL		Westfield Zetec				
1 -	1:38.426	+ 1.827	11:29:44.664	3 -	1:36.901	+ 0.302	11:32:58.164
2 -	1:36.599		11:31:21.263				
41	Darren SANSUM		Westfield Aero Race				
1 -	1:37.771	+ 2.880	11:29:41.496	6 -	1:35.469	+ 0.578	11:37:41.838
2 -	1:37.352	+ 2.461	11:31:18.848	7 -	1:34.977	+ 0.086	11:39:16.815
3 -	1:36.039	+ 1.148	11:32:54.887	8 -	1:34.891		11:40:51.706
4 -	1:36.157	+ 1.266	11:34:31.044	9 -	1:35.358	+ 0.467	11:42:27.064
5 -	1:35.325	+ 0.434	11:36:06.369				
50	Brian DEAN		Westfield Zetec				
1 -	1:37.662	+ 2.819	11:30:06.539	5 -	1:36.448	+ 1.605	11:36:34.927
2 -	1:36.156	+ 1.313	11:31:42.695	6 -	1:36.569	+ 1.726	11:38:11.496
3 -	1:37.245	+ 2.402	11:33:19.940	7 -	1:34.843		11:39:46.339
4 -	1:38.539	+ 3.696	11:34:58.479	8 -	1:35.750	+ 0.907	11:41:22.089
55	Roger GREEN		Westfield Aerorace				
1 -	1:36.146	+ 1.978	11:29:28.879	6 -	1:34.897	+ 0.729	11:37:22.370
2 -	1:35.232	+ 1.064	11:31:04.111	7 -	1:34.800	+ 0.632	11:38:57.170
3 -	1:34.168		11:32:38.279	8 -	1:34.274	+ 0.106	11:40:31.444
4 -	1:34.497	+ 0.329	11:34:12.776	9 -	1:34.378	+ 0.210	11:42:05.822
5 -	1:34.697	+ 0.529	11:35:47.473				
71	Martin GARTSIDE		Westfield Se				
1 -	1:39.062	+ 3.735	11:29:41.213	6 -	1:35.327		11:37:50.974
2 -	1:37.500	+ 2.173	11:31:18.713	7 -	1:35.660	+ 0.333	11:39:26.634

Rockingham
Circuit Length = 1.9400 miles
Start: 11:26 End: 11:42


Weather / Track : Sunny / Dry

BARC Westfield Sportscar Championship
QUALIFYING - RACE 8 - LAP ANALYSIS

3 -	1:37.958	+ 2.631	11:32:56.671	8 -	1:35.505	+ 0.178	11:41:02.139
4 -	1:41.458	+ 6.131	11:34:38.129	9 -	1:36.132	+ 0.805	11:42:38.271
5 -	1:37.518	+ 2.191	11:36:15.647				
98	Chris DAVISON		Westfield SE1				
1 -	1:33.422	+ 1.039	11:29:31.098	6 -	1:34.075	+ 1.692	11:37:16.779
2 -	1:33.338	+ 0.955	11:31:04.436	7 -	1:32.582	+ 0.199	11:38:49.361
3 -	1:32.792	+ 0.409	11:32:37.228	8 -	1:32.383		11:40:21.744
4 -	1:32.855	+ 0.472	11:34:10.083	9 -	1:32.871	+ 0.488	11:41:54.615
5 -	1:32.621	+ 0.238	11:35:42.704				

BARC Westfield Sportscar Championship

RACE 8 - GRID


ROW 6		1:39.080 23 Paul TABERNER	
ROW 5	1:36.599 36 Jon CHAPPELL		1:36.103 3 Brian SMALL
ROW 4	1:35.327 71 Martin GARTSIDE	1:34.968 29 William CHAPPELL	
ROW 3	1:34.891 41 Darren SANSUM		1:34.843 50 Brian DEAN
ROW 2	1:34.678 19 Chris GOULD	1:34.168 55 Roger GREEN	
ROW 1	1:32.792 24 Simon PRYKE		1:32.383 98 Chris DAVISON
Pole			
			

Rockingham
Circuit Length = 1.9400 miles

Clerk of Course :		Timekeeper :

Dunlop Radical Club Cup

RACE 4 - GRID

ROW 13		1:59.823 6 Dave BANHAM
ROW 12	1:36.448 91 David FRANKLAND	1:32.875 11 Ian CHARLES
ROW 11	1:31.975 52 Nigel COX	1:31.598 37 Bill HENDERSON
ROW 10	1:30.783 95 Richard STABLES	1:30.544 26 Mark BOOT
ROW 9	1:30.360 43 James COOK	1:29.548 25 Andrew HARWOOD
ROW 8	1:28.451 81 Don PATTERSON	1:27.655 16 Thomas MALLETT
ROW 7	1:27.636 77 Rachel DAVIES	1:26.401 21 Robert TUSTING
ROW 6	1:25.484 55 Robert BALDOCK	1:25.159 70 Darren ANLEY
ROW 5	1:24.935 61 Manhal ALLOS	1:24.603 19 Gary KANE
ROW 4	1:24.200 94 Darren LUKE	1:23.080 1 Paul STEELE
ROW 3	1:22.685 12 Steve BURGESS	1:22.030 64 Nigel MORRISON
ROW 2	1:20.670 20 Simon FISH	1:20.419 3 Jonathan WRIGHT
ROW 1	1:20.298 39 Tom ASHTON	1:20.097 69 Simon DOLAN
Pole		
		


Rockingham
Circuit Length = 1.4790 miles

Clerk of Course :

Timekeeper :

Dunlop Radical UK Cup

RACE 12 - GRID


ROW 9		1:37.782	6 BANHAM/GREENSALL
ROW 8	1:27.250		5 HALL/OSBORN
	43 James COOK		
ROW 7	1:21.424	1:20.015	14 BROMILEY/WHELDON
	22 Ian SIMMONDS		
ROW 6	1:19.875	1:19.842	28 Michael JACKSON
	91 Gary KANE		
ROW 5	1:19.018	1:18.660	46 FERGUSON/REDWOOD
	26 FERGUSON/ALLEN		
ROW 4	1:18.564	1:18.559	96 Ziad EL-AKABI
	1 LADIMAN/KAPADIA		
ROW 3	1:18.501	1:18.241	71 Jamie PATTERSON
	69 DOLAN/HANCOCK		
ROW 2	1:18.145	1:16.764	27 JACKSON/JACKSON
	25 Cameron MACDONALD		
ROW 1	1:15.670	1:14.971	88 WOODWARD/KAISER
	2 JOHNSTON/MOSELEY		
Pole			
			

Rockingham
Circuit Length = 1.4790 miles

Clerk of Course :		Timekeeper :
-------------------	--	--------------

Mini Challenge

RACE 10 - GRID

ROW 11		19 Sarah PARSONS	
ROW 10	1:51.189 18 Nina-jo ATKINSON	1:45.154 76 Peter SLEVIN	
ROW 9		1:44.099 65 Jason RICHARDSON	1:43.988 42 Dawn BOYD
ROW 8	1:43.131 31 Keith ISSATT	1:43.120 79 Aston BLAKE	
ROW 7		1:42.874 35 Josh WADDINGTON	1:42.798 20 Graham PARSONS
ROW 6	1:42.411 4 Anthony WILLIAMS	1:42.329 93 Joel WROE-JOHNSON	
ROW 5		1:42.170 33 Craig DAWSON	1:36.661 66 Steven LIQUORISH
ROW 4	1:36.215 23 Chris PANAYIOTOU	1:35.907 69 Ant SCRAGG	
ROW 3		1:35.780 2 Gary KOUNNIS	1:35.521 9 Carl BRADLEY
ROW 2	1:35.319 8 Andrew BAILEY	1:35.257 30 Martin DEPPEP	
ROW 1		1:35.180 12 Jack STANFORD	1:35.178 7 Steve HELI
Pole			
			

Rockingham
Circuit Length = 1.4790 miles

Clerk of Course :

Timekeeper :

Pickup Truck Championship

QUALIFYING - RACE 5 - CLASSIFICATION

POS	NO	CL	NAME	ENTRY	TIME	ON	LAPS	GAP	DIFF	MPH
1	16		Steve DANCE	Pickup Sport 2.0L	40.058	12	22			132.91
2	4		Peter STEVENS	Pickup Sport 2.0L	40.093	12	28	0.035	0.035	132.80
3	54		Gavin SEAGER	Pickup Sport 2.0L	40.122	7	15	0.064	0.029	132.70
4	93		Michael SMITH	Pickup Sport 2.0L	40.312	9	21	0.254	0.190	132.07
5	10		Chris DAWKINS	Pickup Sport 2.0L	40.477	2	20	0.419	0.165	131.54
6	22		Nic GRINDROD	Pickup Sport 2.0L	40.671	4	8	0.613	0.194	130.91
7	15		Simon CARR	Pickup Sport 2.0L	40.710	15	24	0.652	0.039	130.78
8	9		Pete WILKINSON	Pickup Sport 2.0L	40.761	2	24	0.703	0.051	130.62
9	63		Phil WHITE	Pickup Sport 2.0L	40.817	2	23	0.759	0.056	130.44
10	98		Anthony HAWKINS	Pickup Sport 2.0L	40.930	18	22	0.872	0.113	130.08
11	2		Dave BRIGGS	Pickup Sport 2.0L	41.228	12	21	1.170	0.298	129.14
12	6		Robert BUTTERFIELD	Pickup Sport 2.0L	41.242	22	26	1.184	0.014	129.10
13	24		Richard NOVELL	Pickup Sport 2.0L	41.590	3	10	1.532	0.348	128.02
14	7		Tony MUMFORD	Pickup Sport 2.0L	41.648	23	28	1.590	0.058	127.84
15	3		Julian ARNOLD	Pickup Sport 2.0L	41.663	5	20	1.605	0.015	127.79
16	37		Neil TRESSLER	Pickup Sport 2.0L	42.887	11	29	2.829	1.224	124.14
17	46		Miguel GOMES	Pickup Sport 2.0L	44.186	10	31	4.128	1.299	120.49
18	14		Damien CARR	Pickup Sport 2.0L	46.496	20	23	6.438	2.310	114.51

Weather / Track : Sunny / Dry

These results are provisional until the conclusion of any judicial and technical matters.

Rockingham
Circuit Length = 1.4790 miles
Start: 12:27 End: 12:53

Clerk of Course :

Timekeeper :

Pickup Truck Championship

QUALIFYING - RACE 5 - LAP ANALYSIS

2		Dave BRIGGS		Pickup Sport 2.0L				
1 -	43.321		+ 2.093	12:29:42.908	12 -	41.228		12:39:09.322
2 -	41.555		+ 0.327	12:30:24.463	13 -	4:15.872 P	+ 3:34.644	12:43:25.194
3 -	41.494		+ 0.266	12:31:05.957	14 -	47.680	+ 6.452	12:44:12.874
4 -	2:23.403 P		+ 1:42.175	12:33:29.360	15 -	42.018	+ 0.790	12:44:54.892
5 -	47.774		+ 6.546	12:34:17.134	16 -	41.974	+ 0.746	12:45:36.866
6 -	42.126		+ 0.898	12:34:59.260	17 -	42.011	+ 0.783	12:46:18.877
7 -	41.605		+ 0.377	12:35:40.865	18 -	42.014	+ 0.786	12:47:00.891
8 -	41.545		+ 0.317	12:36:22.410	19 -	41.228		12:47:42.119
9 -	41.908		+ 0.680	12:37:04.318	20 -	42.234	+ 1.006	12:48:24.353
10 -	42.194		+ 0.966	12:37:46.512	21 -	41.951	+ 0.723	12:49:06.304
11 -	41.582		+ 0.354	12:38:28.094				
3		Julian ARNOLD		Pickup Sport 2.0L				
1 -	46.589		+ 4.926	12:29:19.621	11 -	42.236	+ 0.573	12:41:50.764
2 -	43.919		+ 2.256	12:30:03.540	12 -	42.376	+ 0.713	12:42:33.140
3 -	42.583		+ 0.920	12:30:46.123	13 -	42.774	+ 1.111	12:43:15.914
4 -	41.714		+ 0.051	12:31:27.837	14 -	42.664	+ 1.001	12:43:58.578
5 -	41.663			12:32:09.500	15 -	42.696	+ 1.033	12:44:41.274
6 -	41.877		+ 0.214	12:32:51.377	16 -	4:55.473 P	+ 4:13.810	12:49:36.747
7 -	42.264		+ 0.601	12:33:33.641	17 -	55.828	+ 14.165	12:50:32.575
8 -	6:02.576 P		+ 5:20.913	12:39:36.217	18 -	46.543	+ 4.880	12:51:19.118
9 -	49.700		+ 8.037	12:40:25.917	19 -	43.080	+ 1.417	12:52:02.198
10 -	42.611		+ 0.948	12:41:08.528	20 -	43.318	+ 1.655	12:52:45.516
4		Peter STEVENS		Pickup Sport 2.0L				
1 -	42.963		+ 2.870	12:29:19.678	15 -	41.562	+ 1.469	12:40:34.637
2 -	41.120		+ 1.027	12:30:00.798	16 -	40.974	+ 0.881	12:41:15.611
3 -	40.759		+ 0.666	12:30:41.557	17 -	40.509	+ 0.416	12:41:56.120
4 -	40.691		+ 0.598	12:31:22.248	18 -	41.681	+ 1.588	12:42:37.801
5 -	41.917		+ 1.824	12:32:04.165	19 -	40.477	+ 0.384	12:43:18.278
6 -	41.055		+ 0.962	12:32:45.220	20 -	40.600	+ 0.507	12:43:58.878
7 -	40.899		+ 0.806	12:33:26.119	21 -	41.253	+ 1.160	12:44:40.131
8 -	41.370		+ 1.277	12:34:07.489	22 -	40.964	+ 0.871	12:45:21.095
9 -	2:21.721 P		+ 1:41.628	12:36:29.210	23 -	3:03.187 P	+ 2:23.094	12:48:24.282
10 -	42.195		+ 2.102	12:37:11.405	24 -	45.510	+ 5.417	12:49:09.792
11 -	40.375		+ 0.282	12:37:51.780	25 -	41.646	+ 1.553	12:49:51.438
12 -	40.093			12:38:31.873	26 -	41.706	+ 1.613	12:50:33.144
13 -	40.504		+ 0.411	12:39:12.377	27 -	41.462	+ 1.369	12:51:14.606
14 -	40.698		+ 0.605	12:39:53.075	28 -	42.125	+ 2.032	12:51:56.731
6		Robert BUTTERFIELD		Pickup Sport 2.0L				
1 -	43.646		+ 2.404	12:29:44.958	14 -	42.047	+ 0.805	12:40:49.732
2 -	42.042		+ 0.800	12:30:27.000	15 -	41.558	+ 0.316	12:41:31.290
3 -	41.341		+ 0.099	12:31:08.341	16 -	41.809	+ 0.567	12:42:13.099
4 -	41.713		+ 0.471	12:31:50.054	17 -	41.609	+ 0.367	12:42:54.708
5 -	42.291		+ 1.049	12:32:32.345	18 -	41.862	+ 0.620	12:43:36.570
6 -	41.895		+ 0.653	12:33:14.240	19 -	41.651	+ 0.409	12:44:18.221
7 -	41.858		+ 0.616	12:33:56.098	20 -	41.627	+ 0.385	12:44:59.848
8 -	41.830		+ 0.588	12:34:37.928	21 -	42.954	+ 1.712	12:45:42.802
9 -	42.244		+ 1.002	12:35:20.172	22 -	41.242		12:46:24.044
10 -	41.551		+ 0.309	12:36:01.723	23 -	41.660	+ 0.418	12:47:05.704
11 -	41.794		+ 0.552	12:36:43.517	24 -	41.805	+ 0.563	12:47:47.509
12 -	2:36.878 P		+ 1:55.636	12:39:20.395	25 -	42.071	+ 0.829	12:48:29.580
13 -	47.290		+ 6.048	12:40:07.685	26 -	41.965	+ 0.723	12:49:11.545
7		Tony MUMFORD		Pickup Sport 2.0L				
1 -	45.294		+ 3.646	12:29:40.339	15 -	41.717	+ 0.069	12:42:57.043
2 -	44.174		+ 2.526	12:30:24.513	16 -	42.380	+ 0.732	12:43:39.423
3 -	42.228		+ 0.580	12:31:06.741	17 -	41.928	+ 0.280	12:44:21.351
4 -	43.043		+ 1.395	12:31:49.784	18 -	43.986	+ 2.338	12:45:05.337
5 -	43.396		+ 1.748	12:32:33.180	19 -	48.424	+ 6.776	12:45:53.761
6 -	43.161		+ 1.513	12:33:16.341	20 -	41.992	+ 0.344	12:46:35.753
7 -	42.219		+ 0.571	12:33:58.560	21 -	49.280	+ 7.632	12:47:25.033

Rockingham
 Circuit Length = 1.4790 miles
 Start: 12:27 End: 12:53

Weather / Track : Sunny / Dry

Pickup Truck Championship

QUALIFYING - RACE 5 - LAP ANALYSIS

8 -	42.236	+ 0.588	12:34:40.796	22 -	45.191	+ 3.543	12:48:10.224
9 -	42.439	+ 0.791	12:35:23.235	23 -	41.648		12:48:51.872
10 -	3:49.262 P	+ 3:07.614	12:39:12.497	24 -	44.507	+ 2.859	12:49:36.379
11 -	50.176	+ 8.528	12:40:02.673	25 -	44.023	+ 2.375	12:50:20.402
12 -	43.821	+ 2.173	12:40:46.494	26 -	50.822	+ 9.174	12:51:11.224
13 -	43.656	+ 2.008	12:41:30.150	27 -	45.785	+ 4.137	12:51:57.009
14 -	45.176	+ 3.528	12:42:15.326	28 -	44.244	+ 2.596	12:52:41.253
9	Pete WILKINSON Pickup Sport 2.0L						
1 -	41.480	+ 0.719	12:29:31.569	13 -	44.371	+ 3.610	12:43:27.896
2 -	40.761		12:30:12.330	14 -	45.135	+ 4.374	12:44:13.031
3 -	41.853	+ 1.092	12:30:54.183	15 -	42.013	+ 1.252	12:44:55.044
4 -	41.523	+ 0.762	12:31:35.706	16 -	42.190	+ 1.429	12:45:37.234
5 -	41.842	+ 1.081	12:32:17.548	17 -	41.671	+ 0.910	12:46:18.905
6 -	4:04.005 P	+ 3:23.244	12:36:21.553	18 -	41.651	+ 0.890	12:47:00.556
7 -	45.218	+ 4.457	12:37:06.771	19 -	41.357	+ 0.596	12:47:41.913
8 -	42.401	+ 1.640	12:37:49.172	20 -	2:11.610 P	+ 1:30.849	12:49:53.523
9 -	41.339	+ 0.578	12:38:30.511	21 -	42.325	+ 1.564	12:50:35.848
10 -	41.437	+ 0.676	12:39:11.948	22 -	41.665	+ 0.904	12:51:17.513
11 -	40.829	+ 0.068	12:39:52.777	23 -	41.175	+ 0.414	12:51:58.688
12 -	2:50.748 P	+ 2:09.987	12:42:43.525	24 -	42.310	+ 1.549	12:52:40.998
10	Chris DAWKINS Pickup Sport 2.0L						
1 -	41.282	+ 0.805	12:29:32.084	11 -	41.783	+ 1.306	12:36:27.177
2 -	40.477		12:30:12.561	12 -	3:37.091 P	+ 2:56.614	12:40:04.268
3 -	41.753	+ 1.276	12:30:54.314	13 -	46.732	+ 6.255	12:40:51.000
4 -	41.368	+ 0.891	12:31:35.682	14 -	41.781	+ 1.304	12:41:32.781
5 -	41.606	+ 1.129	12:32:17.288	15 -	42.155	+ 1.678	12:42:14.936
6 -	41.305	+ 0.828	12:32:58.593	16 -	41.695	+ 1.218	12:42:56.631
7 -	41.544	+ 1.067	12:33:40.137	17 -	41.425	+ 0.948	12:43:38.056
8 -	41.549	+ 1.072	12:34:21.686	18 -	1:30.508 P	+ 50.031	12:45:08.564
9 -	42.038	+ 1.561	12:35:03.724	19 -	44.929	+ 4.452	12:45:53.493
10 -	41.670	+ 1.193	12:35:45.394	20 -	42.082	+ 1.605	12:46:35.575
14	Damien CARR Pickup Sport 2.0L						
1 -	48.126	+ 1.630	12:29:23.707	13 -	47.910	+ 1.414	12:38:53.948
2 -	47.735	+ 1.239	12:30:11.442	14 -	48.283	+ 1.787	12:39:42.231
3 -	46.919	+ 0.423	12:30:58.361	15 -	47.562	+ 1.066	12:40:29.793
4 -	47.432	+ 0.936	12:31:45.793	16 -	48.173	+ 1.677	12:41:17.966
5 -	47.158	+ 0.662	12:32:32.951	17 -	46.776	+ 0.280	12:42:04.742
6 -	46.991	+ 0.495	12:33:19.942	18 -	47.097	+ 0.601	12:42:51.839
7 -	48.001	+ 1.505	12:34:07.943	19 -	48.167	+ 1.671	12:43:40.006
8 -	48.231	+ 1.735	12:34:56.174	20 -	46.496		12:44:26.502
9 -	47.809	+ 1.313	12:35:43.983	21 -	47.330	+ 0.834	12:45:13.832
10 -	47.219	+ 0.723	12:36:31.202	22 -	47.660	+ 1.164	12:46:01.492
11 -	47.772	+ 1.276	12:37:18.974	23 -	48.459	+ 1.963	12:46:49.951
12 -	47.064	+ 0.568	12:38:06.038				
15	Simon CARR Pickup Sport 2.0L						
1 -	41.918	+ 1.208	12:29:40.668	13 -	41.150	+ 0.440	12:41:12.086
2 -	41.198	+ 0.488	12:30:21.866	14 -	40.826	+ 0.116	12:41:52.912
3 -	41.040	+ 0.330	12:31:02.906	15 -	40.710		12:42:33.622
4 -	1:45.151 P	+ 1:04.441	12:32:48.057	16 -	41.139	+ 0.429	12:43:14.761
5 -	42.157	+ 1.447	12:33:30.214	17 -	40.856	+ 0.146	12:43:55.617
6 -	41.278	+ 0.568	12:34:11.492	18 -	41.797	+ 1.087	12:44:37.414
7 -	41.145	+ 0.435	12:34:52.637	19 -	4:07.412 P	+ 3:26.702	12:48:44.826
8 -	2:51.877 P	+ 2:11.167	12:37:44.514	20 -	42.131	+ 1.421	12:49:26.957
9 -	43.114	+ 2.404	12:38:27.628	21 -	41.594	+ 0.884	12:50:08.551
10 -	41.467	+ 0.757	12:39:09.095	22 -	41.098	+ 0.388	12:50:49.649
11 -	41.113	+ 0.403	12:39:50.208	23 -	40.976	+ 0.266	12:51:30.625
12 -	40.728	+ 0.018	12:40:30.936	24 -	40.952	+ 0.242	12:52:11.577
16	Steve DANCE Pickup Sport 2.0L						
1 -	43.438	+ 3.380	12:29:17.581	12 -	40.058		12:39:53.990
2 -	41.492	+ 1.434	12:29:59.073	13 -	40.471	+ 0.413	12:40:34.461

Rockingham
 Circuit Length = 1.4790 miles
 Start: 12:27 End: 12:53

Weather / Track : Sunny / Dry

Pickup Truck Championship

QUALIFYING - RACE 5 - LAP ANALYSIS

3 -	40.777	+ 0.719	12:30:39.850	14 -	40.555	+ 0.497	12:41:15.016
4 -	40.638	+ 0.580	12:31:20.488	15 -	40.547	+ 0.489	12:41:55.563
5 -	40.573	+ 0.515	12:32:01.061	16 -	40.406	+ 0.348	12:42:35.969
6 -	40.729	+ 0.671	12:32:41.790	17 -	40.193	+ 0.135	12:43:16.162
7 -	3:38.483 P	+ 2:58.425	12:36:20.273	18 -	40.383	+ 0.325	12:43:56.545
8 -	47.467	+ 7.409	12:37:07.740	19 -	40.709	+ 0.651	12:44:37.254
9 -	45.297	+ 5.239	12:37:53.037	20 -	2:07.833 P	+ 1:27.775	12:46:45.087
10 -	40.798	+ 0.740	12:38:33.835	21 -	1:14.318	+ 34.260	12:47:59.405
11 -	40.097	+ 0.039	12:39:13.932	22 -	48.278	+ 8.220	12:48:47.683
22	Nic GRINDROD			Pickup Sport 2.0L			
1 -	44.050	+ 3.379	12:29:16.711	5 -	40.675	+ 0.004	12:32:01.369
2 -	41.632	+ 0.961	12:29:58.343	6 -	40.950	+ 0.279	12:32:42.319
3 -	41.680	+ 1.009	12:30:40.023	7 -	41.134	+ 0.463	12:33:23.453
4 -	40.671		12:31:20.694	8 -	4:40.976 P	+ 4:00.305	12:38:04.429
24	Richard NOVELL			Pickup Sport 2.0L			
1 -	42.619	+ 1.029	12:29:19.812	6 -	42.999	+ 1.409	12:32:49.823
2 -	41.622	+ 0.032	12:30:01.434	7 -	6:23.747 P	+ 5:42.157	12:39:13.570
3 -	41.590		12:30:43.024	8 -	49.277	+ 7.687	12:40:02.847
4 -	41.666	+ 0.076	12:31:24.690	9 -	43.167	+ 1.577	12:40:46.014
5 -	42.134	+ 0.544	12:32:06.824	10 -	45.857	+ 4.267	12:41:31.871
37	Neil TRESSLER			Pickup Sport 2.0L			
1 -	47.120	+ 4.233	12:29:21.584	16 -	44.037	+ 1.150	12:42:41.585
2 -	44.094	+ 1.207	12:30:05.678	17 -	43.600	+ 0.713	12:43:25.185
3 -	43.075	+ 0.188	12:30:48.753	18 -	43.696	+ 0.809	12:44:08.881
4 -	42.904	+ 0.017	12:31:31.657	19 -	43.670	+ 0.783	12:44:52.551
5 -	42.901	+ 0.014	12:32:14.558	20 -	44.801	+ 1.914	12:45:37.352
6 -	43.026	+ 0.139	12:32:57.584	21 -	43.177	+ 0.290	12:46:20.529
7 -	43.558	+ 0.671	12:33:41.142	22 -	43.217	+ 0.330	12:47:03.746
8 -	43.678	+ 0.791	12:34:24.820	23 -	43.147	+ 0.260	12:47:46.893
9 -	43.079	+ 0.192	12:35:07.899	24 -	44.042	+ 1.155	12:48:30.935
10 -	42.932	+ 0.045	12:35:50.831	25 -	43.958	+ 1.071	12:49:14.893
11 -	42.887		12:36:33.718	26 -	44.124	+ 1.237	12:49:59.017
12 -	43.451	+ 0.564	12:37:17.169	27 -	44.205	+ 1.318	12:50:43.222
13 -	3:07.713 P	+ 2:24.826	12:40:24.882	28 -	43.825	+ 0.938	12:51:27.047
14 -	48.677	+ 5.790	12:41:13.559	29 -	44.196	+ 1.309	12:52:11.243
15 -	43.989	+ 1.102	12:41:57.548				
46	Miguel GOMES			Pickup Sport 2.0L			
1 -	49.827	+ 5.641	12:29:46.893	17 -	45.840	+ 1.654	12:41:55.120
2 -	45.826	+ 1.640	12:30:32.719	18 -	47.710	+ 3.524	12:42:42.830
3 -	48.197	+ 4.011	12:31:20.916	19 -	45.063	+ 0.877	12:43:27.893
4 -	47.301	+ 3.115	12:32:08.217	20 -	46.369	+ 2.183	12:44:14.262
5 -	46.170	+ 1.984	12:32:54.387	21 -	44.316	+ 0.130	12:44:58.578
6 -	45.341	+ 1.155	12:33:39.728	22 -	46.170	+ 1.984	12:45:44.748
7 -	46.725	+ 2.539	12:34:26.453	23 -	44.989	+ 0.803	12:46:29.737
8 -	44.416	+ 0.230	12:35:10.869	24 -	45.522	+ 1.336	12:47:15.259
9 -	44.280	+ 0.094	12:35:55.149	25 -	46.694	+ 2.508	12:48:01.953
10 -	44.186		12:36:39.335	26 -	46.523	+ 2.337	12:48:48.476
11 -	44.328	+ 0.142	12:37:23.663	27 -	49.098	+ 4.912	12:49:37.574
12 -	44.963	+ 0.777	12:38:08.626	28 -	45.886	+ 1.700	12:50:23.460
13 -	45.487	+ 1.301	12:38:54.113	29 -	51.036	+ 6.850	12:51:14.496
14 -	45.240	+ 1.054	12:39:39.353	30 -	49.270	+ 5.084	12:52:03.766
15 -	44.508	+ 0.322	12:40:23.861	31 -	47.240	+ 3.054	12:52:51.006
16 -	45.419	+ 1.233	12:41:09.280				
54	Gavin SEAGER			Pickup Sport 2.0L			
1 -	41.429	+ 1.307	12:29:31.048	9 -	40.467	+ 0.345	12:39:52.092
2 -	40.667	+ 0.545	12:30:11.715	10 -	40.144	+ 0.022	12:40:32.236
3 -	40.781	+ 0.659	12:30:52.496	11 -	40.228	+ 0.106	12:41:12.464
4 -	5:35.440 P	+ 4:55.318	12:36:27.936	12 -	40.465	+ 0.343	12:41:52.929
5 -	42.306	+ 2.184	12:37:10.242	13 -	40.490	+ 0.368	12:42:33.419
6 -	40.256	+ 0.134	12:37:50.498	14 -	41.100	+ 0.978	12:43:14.519

Rockingham
 Circuit Length = 1.4790 miles
 Start: 12:27 End: 12:53

Weather / Track : Sunny / Dry

Pickup Truck Championship

QUALIFYING - RACE 5 - LAP ANALYSIS

7 -	40.122		12:38:30.620	15 -	40.820	+ 0.698	12:43:55.339
8 -	41.005	+ 0.883	12:39:11.625				
63	Phil WHITE		Pickup Sport 2.0L				
1 -	41.534	+ 0.717	12:29:14.392	13 -	41.124	+ 0.307	12:41:07.875
2 -	40.817		12:29:55.209	14 -	41.404	+ 0.587	12:41:49.279
3 -	40.991	+ 0.174	12:30:36.200	15 -	2:42.629 P	+ 2:01.812	12:44:31.908
4 -	41.128	+ 0.311	12:31:17.328	16 -	48.929	+ 8.112	12:45:20.837
5 -	41.104	+ 0.287	12:31:58.432	17 -	41.904	+ 1.087	12:46:02.741
6 -	43.716	+ 2.899	12:32:42.148	18 -	43.300	+ 2.483	12:46:46.041
7 -	41.582	+ 0.765	12:33:23.730	19 -	41.543	+ 0.726	12:47:27.584
8 -	43.197	+ 2.380	12:34:06.927	20 -	42.217	+ 1.400	12:48:09.801
9 -	44.390	+ 3.573	12:34:51.317	21 -	41.510	+ 0.693	12:48:51.311
10 -	44.984	+ 4.167	12:35:36.301	22 -	44.922	+ 4.105	12:49:36.233
11 -	4:08.028 P	+ 3:27.211	12:39:44.329	23 -	44.066	+ 3.249	12:50:20.299
12 -	42.422	+ 1.605	12:40:26.751				
93	Michael SMITH		Pickup Sport 2.0L				
1 -	41.731	+ 1.419	12:29:40.228	12 -	40.835	+ 0.523	12:39:52.976
2 -	41.183	+ 0.871	12:30:21.411	13 -	41.528	+ 1.216	12:40:34.504
3 -	41.100	+ 0.788	12:31:02.511	14 -	42.142	+ 1.830	12:41:16.646
4 -	40.975	+ 0.663	12:31:43.486	15 -	41.159	+ 0.847	12:41:57.805
5 -	41.175	+ 0.863	12:32:24.661	16 -	42.630	+ 2.318	12:42:40.435
6 -	41.025	+ 0.713	12:33:05.686	17 -	3:30.505 P	+ 2:50.193	12:46:10.940
7 -	3:20.204 P	+ 2:39.892	12:36:25.890	18 -	47.479	+ 7.167	12:46:58.419
8 -	45.016	+ 4.704	12:37:10.906	19 -	44.183	+ 3.871	12:47:42.602
9 -	40.312		12:37:51.218	20 -	41.590	+ 1.278	12:48:24.192
10 -	40.428	+ 0.116	12:38:31.646	21 -	41.984	+ 1.672	12:49:06.176
11 -	40.495	+ 0.183	12:39:12.141				
98	Anthony HAWKINS		Pickup Sport 2.0L				
1 -	44.834	+ 3.904	12:31:06.508	12 -	45.163	+ 4.233	12:42:53.981
2 -	44.059	+ 3.129	12:31:50.567	13 -	43.337	+ 2.407	12:43:37.318
3 -	42.081	+ 1.151	12:32:32.648	14 -	41.504	+ 0.574	12:44:18.822
4 -	41.754	+ 0.824	12:33:14.402	15 -	41.191	+ 0.261	12:45:00.013
5 -	42.040	+ 1.110	12:33:56.442	16 -	41.525	+ 0.595	12:45:41.538
6 -	41.821	+ 0.891	12:34:38.263	17 -	41.364	+ 0.434	12:46:22.902
7 -	41.594	+ 0.664	12:35:19.857	18 -	40.930		12:47:03.832
8 -	41.653	+ 0.723	12:36:01.510	19 -	41.307	+ 0.377	12:47:45.139
9 -	41.730	+ 0.800	12:36:43.240	20 -	41.236	+ 0.306	12:48:26.375
10 -	4:31.636 P	+ 3:50.706	12:41:14.876	21 -	41.130	+ 0.200	12:49:07.505
11 -	53.942	+ 13.012	12:42:08.818	22 -	42.353	+ 1.423	12:49:49.858

BARC Dunlop Sport Maxx Cup

1st QUALIFYING - RACE 11 - CLASSIFICATION

POS	NO	CL	NAME	NAT	ENTRY	TIME	ON	LAPS	GAP	DIFF	MPH
1	22	A	Simon SHAW		Vauxhall Astra VXR	1:36.339	6	8			55.26
2	9	A	John ALLISON		Vauxhall Astra VXR	1:36.506	3	8	0.167	0.167	55.17
3	2	A	Simon GUSTERSON		Renault Megane R26 230	1:37.999	2	8	1.660	1.493	54.33
4	8	A	Martin WALLBANK		Vauxhall Astra VXR	1:38.024	2	7	1.685	0.025	54.31
5	24	A	ORDONEZ/SCHLOMER		Nissan 350z	1:38.454	4	5	2.115	0.430	54.07
6	3	A	WEIDNER/EDWARDS		Ford Focus ST	1:39.312	6	7	2.973	0.858	53.61
7	33	B	Leyton CLARKE		Vauxhall Corsa	1:39.566	3	8	3.227	0.254	53.47
8	7	A	WYHINNY/WYHINNY		SEAT Leon Cupra	1:40.986	5	7	4.647	1.420	52.72
9	6	A	Gareth DOWNING		BMW 120D	1:41.531	6	6	5.192	0.545	52.44
10	25	A	SCHLOMER/ORDONEZ		Nissan 350Z	1:41.651	6	6	5.312	0.120	52.37
11	57	B	Mark WEIDNER		MG ZR	1:41.961	4	7	5.622	0.310	52.21
12	13	A	Shawn TAYLOR		Ford Focus	1:43.056	5	5	6.717	1.095	51.66
13	50	B	Roscoe HOWELLS		SEAT Leon FR	1:46.333	4	7	9.994	3.277	50.07
14	63	C	Danial MALONE		Peugeot 106	1:46.406	2	6	10.067	0.073	50.03
15	68	C	WOOD/HAYMAN		Fiat Punto HGT	1:48.014	3	6	11.675	1.608	49.29
16	69	C	Simon HOLLOWAY		VW Lupo Gti	1:48.044	7	7	11.705	0.030	49.27
17	70	C	Jamie COSTORPHINE		Honda Civic Hybrid	1:53.732	6	6	17.393	5.688	46.81

Weather / Track : Sunny / Dry

Rockingham
Circuit Length = 1.4790 miles
Start: 13:46 End: 14:02

BARC Dunlop Sport Maxx Cup

2nd QUALIFYING - RACE 11 - CLASSIFICATION

POS	NO	CL	NAME	NAT	ENTRY	TIME	ON	LAPS	GAP	DIFF	MPH
1	22	A	Simon SHAW		Vauxhall Astra VXR	1:36.584	4	4			55.12
2	24	A	ORDONEZ/SCHLOMER		Nissan 350z	1:37.357	3	3	0.773	0.773	54.68
3	2	A	Simon GUSTERSON		Renault Megane R26 230	1:38.087	5	5	1.503	0.730	54.28
4	25	A	SCHLOMER/ORDONEZ		Nissan 350Z	1:39.539	5	6	2.955	1.452	53.49
5	33	B	Leyton CLARKE		Vauxhall Corsa	1:39.987	1	1	3.403	0.448	53.25
6	6	A	Gareth DOWNING		BMW 120D	1:40.917	5	6	4.333	0.930	52.75
7	57	B	Mark WEIDNER		MG ZR	1:41.022	6	8	4.438	0.105	52.70
8	13	A	Shawn TAYLOR		Ford Focus	1:41.549	8	8	4.965	0.527	52.43
9	3	A	WEIDNER/EDWARDS		Ford Focus ST	1:41.828	6	7	5.244	0.279	52.28
10	7	A	WYHINNY/WYHINNY		SEAT Leon Cupra	1:43.967	5	8	7.383	2.139	51.21
11	50	B	Roscoe HOWELLS		SEAT Leon FR	1:44.333	6	8	7.749	0.366	51.03
12	69	C	Simon HOLLOWAY		VW Lupo Gti	1:45.604	7	7	9.020	1.271	50.41
13	63	C	Danial MALONE		Peugeot 106	1:47.815	3	7	11.231	2.211	49.38
14	68	C	WOOD/HAYMAN		Fiat Punto HGT	1:48.918	4	5	12.334	1.103	48.88
15	70	C	Jamie COSTORPHINE		Honda Civic Hybrid	1:53.057	3	3	16.473	4.139	47.09

Weather / Track : Sunny / Dry

These results are provisional until the conclusion of any judicial and technical matters.

Rockingham
Circuit Length = 1.4790 miles
Start: 14:06 End: 14:23

Clerk of Course :

Timekeeper :

BARC Dunlop Sport Maxx Cup
2nd QUALIFYING - RACE 11 - LAP ANALYSIS

2	Simon GUSTERSON		Renault Megane R26 230				
1 -	1:38.353	+ 0.266	14:12:52.991	4 -	1:39.699	+ 1.612	14:20:26.312
2 -	1:38.421	+ 0.334	14:14:31.412	5 -	1:38.087		14:22:04.399
3 -	4:15.201 P	+ 2:37.114	14:18:46.613				
3	WEIDNER/EDWARDS		Ford Focus ST				
1 -	1:45.081	+ 3.253	14:11:30.378	5 -	1:42.452	+ 0.624	14:18:23.300
2 -	1:45.107	+ 3.279	14:13:15.485	6 -	1:41.828		14:20:05.128
3 -	1:42.443	+ 0.615	14:14:57.928	7 -	1:43.606	+ 1.778	14:21:48.734
4 -	1:42.920	+ 1.092	14:16:40.848				
6	Gareth DOWNING		BMW 120D				
1 -	1:56.960	+ 16.043	14:14:02.245	4 -	1:41.383	+ 0.466	14:19:10.238
2 -	1:44.682	+ 3.765	14:15:46.927	5 -	1:40.917		14:20:51.155
3 -	1:41.928	+ 1.011	14:17:28.855	6 -	1:41.093	+ 0.176	14:22:32.248
7	WYHINNY/WYHINNY		SEAT Leon Cupra				
1 -	1:44.764	+ 0.797	14:10:26.261	5 -	1:43.967		14:17:31.560
2 -	1:48.697	+ 4.730	14:12:14.958	6 -	1:45.646	+ 1.679	14:19:17.206
3 -	1:44.205	+ 0.238	14:13:59.163	7 -	1:45.353	+ 1.386	14:21:02.559
4 -	1:48.430	+ 4.463	14:15:47.593	8 -	1:44.165	+ 0.198	14:22:46.724
13	Shawn TAYLOR		Ford Focus				
1 -	1:57.096	+ 15.547	14:10:48.114	5 -	1:42.309	+ 0.760	14:17:39.875
2 -	1:44.871	+ 3.322	14:12:32.985	6 -	1:44.448	+ 2.899	14:19:24.323
3 -	1:42.113	+ 0.564	14:14:15.098	7 -	1:42.271	+ 0.722	14:21:06.594
4 -	1:42.468	+ 0.919	14:15:57.566	8 -	1:41.549		14:22:48.143
22	Simon SHAW		Vauxhall Astra VXR				
1 -	1:39.147	+ 2.563	14:12:27.641	3 -	1:36.705	+ 0.121	14:15:41.210
2 -	1:36.864	+ 0.280	14:14:04.505	4 -	1:36.584		14:17:17.794
24	ORDONEZ/SCHLOMER		Nissan 350z				
1 -	1:38.173	+ 0.816	14:15:17.972	3 -	1:37.357		14:18:33.854
2 -	1:38.525	+ 1.168	14:16:56.497				
25	SCHLOMER/ORDONEZ		Nissan 350Z				
1 -	1:44.753	+ 5.214	14:11:55.563	4 -	1:40.650	+ 1.111	14:16:57.483
2 -	1:41.555	+ 2.016	14:13:37.118	5 -	1:39.539		14:18:37.022
3 -	1:39.715	+ 0.176	14:15:16.833	6 -	1:51.041	+ 11.502	14:20:28.063
33	Leyton CLARKE		Vauxhall Corsa				
1 -	1:39.987		14:10:19.720				
50	Roscoe HOWELLS		SEAT Leon FR				
1 -	1:45.209	+ 0.876	14:10:17.544	5 -	1:45.156	+ 0.823	14:17:20.015
2 -	1:46.411	+ 2.078	14:12:03.955	6 -	1:44.333		14:19:04.348
3 -	1:46.346	+ 2.013	14:13:50.301	7 -	1:45.045	+ 0.712	14:20:49.393
4 -	1:44.558	+ 0.225	14:15:34.859	8 -	1:45.974	+ 1.641	14:22:35.367
57	Mark WEIDNER		MG ZR				
1 -	1:43.107	+ 2.085	14:10:37.159	5 -	1:41.605	+ 0.583	14:17:24.149
2 -	1:41.196	+ 0.174	14:12:18.355	6 -	1:41.022		14:19:05.171
3 -	1:41.338	+ 0.316	14:13:59.693	7 -	1:42.542	+ 1.520	14:20:47.713
4 -	1:42.851	+ 1.829	14:15:42.544	8 -	1:41.580	+ 0.558	14:22:29.293
63	Danial MALONE		Peugeot 106				
1 -	1:48.378	+ 0.563	14:11:05.578	5 -	2:56.416 P	+ 1:08.601	14:19:26.729
2 -	1:48.078	+ 0.263	14:12:53.656	6 -	1:46.269	+ -1.546	14:21:12.998
3 -	1:47.815		14:14:41.471	7 -	1:49.031	+ 1.216	14:23:02.029
4 -	1:48.842	+ 1.027	14:16:30.313				

Rockingham
 Circuit Length = 1.4790 miles
 Start: 14:06 End: 14:23

Weather / Track : Sunny / Dry

BARC Dunlop Sport Maxx Cup
2nd QUALIFYING - RACE 11 - LAP ANALYSIS

68	WOOD/HAYMAN		Fiat Punto HGT			
1 -	1:51.756	+ 2.838	14:11:36.648	4 -	1:48.918	14:17:05.796
2 -	1:50.164	+ 1.246	14:13:26.812	5 -	1:49.312	+ 0.394 14:18:55.108
3 -	1:50.066	+ 1.148	14:15:16.878			
69	Simon HOLLOWAY		VW Lupo Gti			
1 -	1:14.356 D	+ -31.248	14:10:04.459	5 -	1:45.958	+ 0.354 14:17:13.818
2 -	1:49.706	+ 4.102	14:11:54.165	6 -	1:45.718	+ 0.114 14:18:59.536
3 -	1:47.511	+ 1.907	14:13:41.676	7 -	1:45.604	14:20:45.140
4 -	1:46.184	+ 0.580	14:15:27.860			
70	Jamie COSTORPHINE		Honda Civic Hybrid			
1 -	1:53.342	+ 0.285	14:11:09.681	3 -	1:53.057	14:14:56.262
2 -	1:53.524	+ 0.467	14:13:03.205			

BARC Dunlop Sport Maxx Cup
RACE 11 - COMBINED CLASSIFICATION

POS	NO	CL	NAME	NAT	ENTRY	FIRST		SECOND		GAP	DIFF
						TIME	LAPS	TIME	LAPS		
1	22	A	Simon SHAW		Vauxhall Astra VXR	1:36.339	8	1:36.584	4		
2	9	A	John ALLISON		Vauxhall Astra VXR	1:36.506	8		0	0.167	0.167
3	24	A	ORDONEZ/SCHLOMER		Nissan 350z	1:38.454	5	1:37.357	3	1.018	0.851
4	2	A	Simon GUSTERSON		Renault Megane R26 230	1:37.999	8	1:38.087	5	1.660	0.642
5	8	A	Martin WALLBANK		Vauxhall Astra VXR	1:38.024	7		0	1.685	0.025
6	3	A	WEIDNER/EDWARDS		Ford Focus ST	1:39.312	7	1:41.828	7	2.973	1.288
7	25	A	SCHLOMER/ORDONEZ		Nissan 350Z	1:41.651	6	1:39.539	6	3.200	0.227
8	33	B	Leyton CLARKE		Vauxhall Corsa	1:39.566	8	1:39.987	1	3.227	0.027
9	6	A	Gareth DOWNING		BMW 120D	1:41.531	6	1:40.917	6	4.578	1.351
10	7	A	WYHINNY/WYHINNY		SEAT Leon Cupra	1:40.986	7	1:43.967	8	4.647	0.069
11	57	B	Mark WEIDNER		MG ZR	1:41.961	7	1:41.022	8	4.683	0.036
12	13	A	Shawn TAYLOR		Ford Focus	1:43.056	5	1:41.549	8	5.210	0.527
13	50	B	Roscoe HOWELLS		SEAT Leon FR	1:46.333	7	1:44.333	8	7.994	2.784
14	69	C	Simon HOLLOWAY		VW Lupo Gti	1:48.044	7	1:45.604	7	9.265	1.271
15	63	C	Danial MALONE		Peugeot 106	1:46.406	6	1:47.815	7	10.067	0.802
16	68	C	WOOD/HAYMAN		Fiat Punto HGT	1:48.014	6	1:48.918	5	11.675	1.608
17	70	C	Jamie COSTORPHINE		Honda Civic Hybrid	1:53.732	6	1:53.057	3	16.718	5.043


Weather / Track : Sunny / Dry

These results are provisional until the conclusion of any judicial and technical matters.

Rockingham
 Circuit Length = 1.4790 miles
 Start: 14:06 End: 14:23

Clerk of Course :		Timekeeper :
-------------------	--	--------------

**BARC Dunlop Sport Maxx Cup
RACE 11 - GRID - AMENDED**

ROW 9		1:53.732 70 Jamie COSTORPHINE
ROW 8	1:48.044 69 Simon HOLLOWAY	1:48.014 68 WOOD/HAYMAN
ROW 7	1:46.406 63 Danial MALONE	1:46.333 50 Roscoe HOWELLS
ROW 6	1:43.056 13 Shawn TAYLOR	1:41.961 57 Mark WEIDNER
ROW 5	1:41.651 25 SCHLOMER/ORDONEZ	1:41.531 6 Gareth DOWNING
ROW 4	1:40.986 7 WYHINNY/WYHINNY	1:39.566 33 Leyton CLARKE
ROW 3	1:39.312 3 WEIDNER/EDWARDS	1:38.454 24 ORDONEZ/SCHLOMER
ROW 2	1:38.024 8 Martin WALLBANK	1:37.999 2 Simon GUSTERSON
ROW 1	1:36.506 9 John ALLISON	1:36.339 22 Simon SHAW
Pole		
		

Rockingham
Circuit Length = 1.4790 miles

Clerk of Course :

Timekeeper :

Dunlop Radical Club Cup

RACE 1 - CLASSIFICATION

POS	NO	CL	NAME	ENTRY	LAPS	TIME	GAP	DIFF	MPH	BEST	ON
1	3	IN	Jonathan WRIGHT	Radical PR6	15	20:13.044			86.36	1:19.445	5
2	39	SS	Tom ASHTON	Radical SR3	15	20:29.054	16.010	16.010	85.23	1:20.286	5
3	69	SS	Simon DOLAN	Radical SR3	15	20:36.180	23.136	7.126	84.74	1:20.700	3
4	1	SS	Paul STEELE	Radical SR3	15	20:59.814	46.770	23.634	83.15	1:22.428	4
5	95	PO	Richard STABLES	Radical PR6	15	21:08.441	55.397	8.627	82.58	1:22.802	7
6	94	PO	Darren LUKE	Radical PR6	15	21:09.357	56.313	0.916	82.52	1:22.783	13
7	70	PO	Darren ANLEY	Radical Prosport	15	21:18.079	1:05.035	8.722	81.96	1:23.298	15
8	12	SS	Steve BURGESS	Radical SR3	15	21:29.498	1:16.454	11.419	81.24	1:21.619	6
9	19	BI	Gary KANE	Radical SR4	15	21:30.353	1:17.309	0.855	81.18	1:24.255	13
10	6	BI	Dave BANHAM	Radical SR4	14	20:28.678	1 lap	1 lap	79.57	1:24.130	14
11	55	SS	Robert BALDOCK	Radical SR3	14	20:33.518	1 lap	4.840	79.26	1:24.425	12
12	77	BI	Rachel DAVIES	Radical SR4	14	20:38.092	1 lap	4.574	78.97	1:25.965	6
13	16	SS	Thomas MALLETT	???????	14	20:39.514	1 lap	1.422	78.88	1:25.837	4
14	26	CL	Mark BOOT	Radical Clubsport	14	20:52.264	1 lap	12.750	78.07	1:26.688	12
15	21	SS	Robert TUSTING	Radical SR3	14	20:56.529	1 lap	4.265	77.81	1:25.503	12
16	52	PO	Nigel COX	Radical Prosport	14	21:06.508	1 lap	9.979	77.20	1:27.684	5
17	91	IN	David FRANKLAND	Radical SR4	14	21:17.769	1 lap	11.261	76.52	1:27.023	4
18	11	CL	Ian CHARLES	Radical Clubsport	13	20:23.297	2 laps	1 lap	74.21	1:31.711	5
19	64	SS	Nigel MORRISON	Radical PR6	13	20:30.654	2 laps	7.357	73.77	1:20.857	4
20	25	CL	Andrew HARWOOD	Radical Clubsport	12	20:56.526	3 laps	1 lap	66.69	1:31.364	2

NOT CLASSIFIED

DNF	20	SS	Simon FISH	Radical SR3	11	14:59.427	4 laps	1 lap	85.41	1:20.386	10
DNC	37	IN	Bill HENDERSON	Radical SR3	11	20:19.582	4 laps	5:20.155	62.99	1:25.818	5
DNF	43	SS	James COOK	Radical SR3	9	13:20.859	6 laps	2 laps	78.48	1:25.156	6
DNF	61	SS	Manhal ALLOS	Radical SR3	9	17:07.243	6 laps	3:46.384	61.18	1:22.142	6
DNF	81	SS	Don PATTERSON	Radical PR6	1	1:32.573	14 laps	8 laps	75.44	1:27.144	1

FASTEST LAP

39	SS	Tom ASHTON	Radical SR3	5	1:20.286	86.98 mph	139.99 kph
3	IN	Jonathan WRIGHT	Radical PR6	5	1:19.445	87.90 mph	141.47 kph
6	BI	Dave BANHAM	Radical SR4	14	1:24.130	83.01 mph	133.59 kph
26	CL	Mark BOOT	Radical Clubsport	12	1:26.688	80.56 mph	129.65 kph
94	PO	Darren LUKE	Radical PR6	13	1:22.783	84.36 mph	135.77 kph

Weather / Track : Sunny / Dry

These results are provisional until the conclusion of any judicial and technical matters.

Rockingham
Circuit Length = 1.9400 miles
Start: 14:43 End: 15:05

Clerk of Course :

Timekeeper :

Dunlop Radical Club Cup

RACE 1 - LAP CHART

Lap 1			Lap 2			Lap 3			Lap 4			Lap 5		
No	Behind	Laptime	No	Behind	Laptime	No	Behind	Laptime	No	Behind	Laptime	No	Behind	Laptime
3		1:24.095	3		1:19.619	3		1:20.377	3		1:19.741	3		1:19.445
39	1.562	1:25.861	39	2.693	1:20.750	39	3.178	1:20.862	39	4.167	1:20.730	39	5.008	1:20.286
20	3.876	1:28.588	20	4.979	1:20.722	20	5.821	1:21.219	20	7.170	1:21.090	20	8.413	1:20.688
69	4.658	1:29.234	69	5.983	1:20.944	69	6.306	1:20.700	69	7.610	1:21.045	69	9.660	1:21.495
94	5.170	1:28.916	94	8.763	1:23.212	1	12.681	1:23.745	1	15.368	1:22.428	25	1 LAP	1:57.767
1	5.631	1:29.600	1	9.313	1:23.301	94	13.123	1:24.737	94	17.822	1:24.440	1	18.487	1:22.564
81	5.632	1:27.144	19	13.852	1:25.909	95	18.356	1:24.520	95	21.788	1:23.173	94	23.181	1:24.804
19	7.562	1:30.884	95	14.213	1:25.010	19	19.560	1:26.085	19	24.787	1:24.968	95	25.946	1:23.603
61	7.567	1:30.397	70	15.895	1:26.088	70	20.646	1:25.128	70	25.323	1:24.418	19	30.157	1:24.815
95	8.822	1:30.088	55	16.711	1:27.452	55	21.691	1:25.357	55	26.858	1:24.908	70	30.760	1:24.882
55	8.878	1:30.960	26	22.911	1:31.282	37	30.647	1:27.910	61	34.767	1:23.410	55	32.469	1:25.056
70	9.426	1:29.923	37	23.114	1:29.709	61	31.098	1:25.225	12	35.023	1:22.869	61	37.940	1:22.618
26	11.248	1:32.264	16	25.437	1:30.436	12	31.895	1:25.012	37	37.568	1:26.662	12	38.262	1:22.684
52	12.728	1:33.558	61	26.250	1:38.302	26	32.146	1:29.612	16	39.219	1:25.837	37	43.941	1:25.818
37	13.024	1:33.515	25	26.493	1:31.364	16	33.123	1:28.063	26	42.274	1:29.869	16	46.539	1:26.765
16	14.620	1:35.797	91	27.189	1:32.062	77	34.807	1:27.074	77	42.626	1:27.560	77	49.492	1:26.311
91	14.746	1:34.810	12	27.260	1:29.783	43	36.246	1:27.661	43	42.985	1:26.480	26	50.703	1:27.874
25	14.748	1:34.788	77	28.110	1:31.980	91	36.826	1:30.014	91	44.108	1:27.023	43	51.039	1:27.499
77	15.749	1:36.496	43	28.962	1:31.694	6	37.832	1:28.816	6	44.875	1:26.784	6	51.510	1:26.080
43	16.887	1:37.499	6	29.393	1:29.716	21	41.235	1:29.824	21	49.930	1:28.436	91	52.377	1:27.714
12	17.096	1:40.471	21	31.788	1:32.552	52	47.139	1:30.155	52	55.108	1:27.710	21	57.594	1:27.109
21	18.855	1:40.419	11	33.762	1:33.057	11	47.353	1:33.968	11	59.620	1:32.008	52	1:03.347	1:27.684
6	19.296	1:34.950	52	37.361	1:44.252	25	55.278	1:49.162	64	1 LAP	1:21.514	11	1:11.886	1:31.711
11	20.324	1:40.455	64	1 LAP	3:57.017	64	1 LAP	1:21.545				64	1 LAP	1:20.857

Dunlop Radical Club Cup

RACE 1 - LAP CHART

Lap 6			Lap 7			Lap 8			Lap 9			Lap 10		
No	Behind	Laptime	No	Behind	Laptime	No	Behind	Laptime	No	Behind	Laptime	No	Behind	Laptime
3		1:19.762	3		1:20.161	3		1:20.917	3		1:20.116	3		1:20.563
39	6.231	1:20.985	64	2 LAPS	1:26.287	52	1 LAP	1:28.841	21	1 LAP	1:27.615	26	1 LAP	1:30.082
20	9.628	1:20.977	11	1 LAP	1:33.203	91	1 LAP	1:31.405	64	2 LAPS	1:22.188	64	2 LAPS	1:21.233
69	11.323	1:21.425	39	6.583	1:20.513	37	2 LAPS	3:19.190	52	1 LAP	1:28.615	21	1 LAP	1:27.876
1	22.213	1:23.488	20	10.329	1:20.862	64	2 LAPS	1:21.552	39	8.954	1:21.626	39	9.653	1:21.262
94	28.203	1:24.784	69	12.673	1:21.511	39	7.444	1:21.778	20	11.449	1:21.282	20	11.272	1:20.386
95	29.813	1:23.629	1	25.117	1:23.065	20	10.283	1:20.871	91	1 LAP	1:31.704	69	16.818	1:22.337
70	36.847	1:25.849	94	31.747	1:23.705	69	13.011	1:21.255	69	15.044	1:22.149	52	1 LAP	1:29.528
19	37.635	1:27.240	95	32.454	1:22.802	11	1 LAP	1:33.941	37	2 LAPS	1:34.406	91	1 LAP	1:29.542
55	37.919	1:25.212	70	40.214	1:23.528	1	26.918	1:22.718	25	2 LAPS	1:47.735	37	2 LAPS	1:27.072
12	40.119	1:21.619	19	42.182	1:24.708	94	34.721	1:23.891	1	29.427	1:22.625	1	32.360	1:23.496
61	40.320	1:22.142	55	42.682	1:24.924	95	35.107	1:23.570	11	1 LAP	1:31.954	94	42.395	1:24.916
25	1 LAP	1:55.280	61	48.494	1:28.335	70	42.733	1:23.436	94	38.042	1:23.437	95	42.593	1:24.727
16	54.566	1:27.789	12	51.664	1:31.706	19	46.570	1:25.305	95	38.429	1:23.438	11	1 LAP	1:34.775
77	55.695	1:25.965	16	1:01.696	1:27.291	12	55.054	1:24.307	70	45.940	1:23.323	25	2 LAPS	1:38.441
43	56.433	1:25.156	77	1:02.204	1:26.670	43	1:08.503	1:27.027	19	51.253	1:24.799	70	50.231	1:24.854
6	57.071	1:25.323	43	1:02.393	1:26.121	77	1:08.751	1:27.464	12	1:02.605	1:27.667	19	55.727	1:25.037
26	58.958	1:28.017	6	1:03.288	1:26.378	16	1:09.118	1:28.339	43	1:13.780	1:25.393	12	1:05.007	1:22.965
21	1:08.208	1:30.376	26	1:06.500	1:27.703	6	1:09.222	1:26.851	6	1:13.925	1:24.819	6	1:19.487	1:26.125
91	1:11.692	1:39.077	21	1:15.164	1:27.117	61	1:11.765	1:44.188	77	1:15.957	1:27.322			
52	1:12.639	1:29.054	25	1 LAP	1:50.980	26	1:13.306	1:27.723	16	1:16.275	1:27.273			
						55	1:14.521	1:52.756	55	1:20.012	1:25.607			

Dunlop Radical Club Cup

RACE 1 - LAP CHART

Lap 11			Lap 12			Lap 13			Lap 14			Lap 15		
No	Behind	Laptime	No	Behind	Laptime	No	Behind	Laptime	No	Behind	Laptime	No	Behind	Laptime
3		1:21.762	3		1:21.688	3		1:20.296	3		1:20.027	3		1:21.629
77	1 LAP	1:27.755	6	1 LAP	1:27.184	25	3 LAPS	1:41.753	37	4 LAPS	1:28.034	37	4 LAPS	1:27.666
16	1 LAP	1:28.159	77	1 LAP	1:26.053	6	1 LAP	1:24.214	6	1 LAP	1:26.021	11	2 LAPS	1:35.124
55	1 LAP	1:26.284	16	1 LAP	1:25.983	55	1 LAP	1:24.425	64	2 LAPS	1:22.680	6	1 LAP	1:24.130
26	1 LAP	1:27.390	55	1 LAP	1:24.671	64	2 LAPS	1:21.830	39	14.231	1:21.917	39	16.010	1:23.408
64	2 LAPS	1:22.765	39	8.785	1:21.242	77	1 LAP	1:26.848	55	1 LAP	1:26.098	64	2 LAPS	1:25.436
39	9.231	1:21.340	64	2 LAPS	1:22.480	39	12.341	1:23.852	77	1 LAP	1:26.843	55	1 LAP	1:24.949
20	10.023	1:20.513	26	1 LAP	1:27.415	16	1 LAP	1:28.556	16	1 LAP	1:27.016	69	23.136	1:22.471
21	1 LAP	1:27.830	69	18.904	1:23.880	26	1 LAP	1:26.688	69	22.294	1:21.628	77	1 LAP	1:27.557
69	16.712	1:21.656	21	1 LAP	1:26.730	69	20.693	1:22.085	25	3 LAPS	1:41.952	16	1 LAP	1:26.446
52	1 LAP	1:27.824	52	1 LAP	1:27.961	21	1 LAP	1:25.503	26	1 LAP	1:27.618	26	1 LAP	1:32.802
91	1 LAP	1:29.877	1	35.040	1:23.511	52	1 LAP	1:27.960	21	1 LAP	1:26.341	25	3 LAPS	1:39.725
1	33.217	1:22.619	91	1 LAP	1:28.829	1	38.675	1:23.931	1	44.290	1:25.642	21	1 LAP	1:33.424
95	46.048	1:25.217	95	47.765	1:23.405	91	1 LAP	1:29.098	52	1 LAP	1:29.442	1	46.770	1:24.109
94	46.778	1:26.145	94	48.581	1:23.491	95	50.392	1:22.923	95	53.857	1:23.492	52	1 LAP	1:27.813
70	52.996	1:24.527	61	3 LAPS	5:08.515	94	51.068	1:22.783	94	54.538	1:23.497	95	55.397	1:23.169
11	1 LAP	1:32.372	70	56.370	1:25.062	70	59.610	1:23.536	91	1 LAP	1:30.024	94	56.313	1:23.404
19	58.921	1:24.956	19	1:01.964	1:24.731	19	1:05.923	1:24.255	70	1:03.366	1:23.783	91	1 LAP	1:29.713
25	2 LAPS	1:40.678	11	1 LAP	1:31.772	12	1:08.151	1:21.669	12	1:11.287	1:23.163	70	1:05.035	1:23.298
12	1:05.708	1:22.463	12	1:06.778	1:22.758	11	1 LAP	1:32.147	19	1:12.484	1:26.588	12	1:16.454	1:26.796
			37	3 LAPS	3:33.150							19	1:17.309	1:26.454

Dunlop Radical Club Cup

RACE 4 - CLASSIFICATION

POS	NO	CL	NAME	ENTRY	LAPS	TIME	GAP	DIFF	MPH	BEST	ON
1	20	SS	Simon FISH	Radical SR3	15	21:06.388			82.72	1:19.849	7
2	39	SS	Tom ASHTON	Radical SR3	15	21:13.611	7.223	7.223	82.25	1:20.645	7
3	12	SS	Steve BURGESS	Radical SR3	15	21:14.104	7.716	0.493	82.22	1:19.715	7
4	69	SS	Simon DOLAN	Radical SR3	15	21:25.130	18.742	11.026	81.51	1:20.586	6
5	1	SS	Paul STEELE	Radical SR3	15	21:31.326	24.938	6.196	81.12	1:21.953	11
6	64	SS	Nigel MORRISON	Radical PR6	15	21:33.342	26.954	2.016	80.99	1:20.462	6
7	6	BI	Dave BANHAM	Radical SR4	15	21:37.748	31.360	4.406	80.72	1:21.931	14
8	94	PO	Darren LUKE	Radical PR6	15	21:45.795	39.407	8.047	80.22	1:23.526	12
9	19	BI	Gary KANE	Radical SR4	15	21:46.980	40.592	1.185	80.15	1:23.472	10
10	70	PO	Darren ANLEY	Radical Prosport	15	21:49.551	43.163	2.571	79.99	1:22.427	13
11	55	SS	Robert BALDOCK	Radical SR3	15	22:00.413	54.025	10.862	79.33	1:23.373	11
12	77	BI	Rachel DAVIES	Radical SR4	15	22:10.326	1:03.938	9.913	78.74	1:25.130	6
13	61	SS	Manhal ALLOS	Radical SR3	15	22:17.230	1:10.842	6.904	78.34	1:22.360	8
14	43	SS	James COOK	Radical SR3	14	21:08.133	1 lap	1 lap	77.10	1:25.707	7
15	52	PO	Nigel COX	Radical Prosport	14	21:13.116	1 lap	4.983	76.79	1:27.296	13
16	25	CL	Andrew HARWOOD	Radical Clubsport	14	21:14.115	1 lap	0.999	76.73	1:27.393	7
17	26	CL	Mark BOOT	Radical Clubsport	14	21:14.714	1 lap	0.599	76.70	1:26.716	11
18	21	SS	Robert TUSTING	Radical SR3	14	21:15.934	1 lap	1.220	76.63	1:26.370	5
19	16	SS	Thomas MALLETT	???????	14	21:16.581	1 lap	0.647	76.59	1:26.753	7
20	91	IN	David FRANKLAND	Radical SR4	14	21:17.898	1 lap	1.317	76.51	1:27.278	7

NOT CLASSIFIED

DNF 3	IN	Jonathan WRIGHT	Radical PR6	13	19:08.050	2 laps	1 lap	79.08	1:19.417	5
DNF 81	SS	Don PATTERSON	Radical PR6	11	17:29.217	4 laps	2 laps	73.21	1:21.692	8
DNF 11	CL	Ian CHARLES	Radical Clubsport	2	3:16.866	13 laps	9 laps	70.95	1:33.844	2
DNF 95	PO	Richard STABLES	Radical PR6	0	05.385					
DNS 37	IN	Bill HENDERSON	Radical SR3	0						

FASTEST LAP

12	SS	Steve BURGESS	Radical SR3	7	1:19.715	87.61 mph	140.99 kph
3	IN	Jonathan WRIGHT	Radical PR6	5	1:19.417	87.94 mph	141.52 kph
6	BI	Dave BANHAM	Radical SR4	14	1:21.931	85.24 mph	137.18 kph
26	CL	Mark BOOT	Radical Clubsport	11	1:26.716	80.53 mph	129.61 kph
70	PO	Darren ANLEY	Radical Prosport	13	1:22.427	84.72 mph	136.35 kph

Weather / Track : Sunny / Dry

These results are provisional until the conclusion of any judicial and technical matters.

Rockingham
Circuit Length = 1.9400 miles
Start: 16:21 End: 16:44

Clerk of Course :	Timekeeper :
-------------------	--------------

Dunlop Radical Club Cup

RACE 4 - LAP CHART

Lap 1			Lap 2			Lap 3			Lap 4			Lap 5		
No	Behind	Laptime	No	Behind	Laptime	No	Behind	Laptime	No	Behind	Laptime	No	Behind	Laptime
3		1:23.492	3		1:23.808	3		1:58.199	3		1:19.915	3		1:19.417
39	3.052	1:27.077	69	1.451	1:21.998	69	0.607	1:57.355	69	1.737	1:21.045	39	4.261	1:21.488
69	3.261	1:26.914	39	4.536	1:25.292	39	0.974	1:54.637	39	2.190	1:21.131	20	6.284	1:22.824
20	3.878	1:27.524	20	4.873	1:24.803	20	1.783	1:55.109	20	2.877	1:21.009	12	8.678	1:22.713
94	4.717	1:27.969	94	6.502	1:25.593	94	3.994	1:55.691	12	5.382	1:20.809	64	9.205	1:21.432
12	6.141	1:29.563	12	6.743	1:24.410	12	4.488	1:55.944	64	7.190	1:21.422	94	12.741	1:23.937
70	6.608	1:28.955	70	7.285	1:24.485	70	5.232	1:56.146	94	8.221	1:24.142	70	13.295	1:23.926
19	7.275	1:30.334	64	7.785	1:23.724	64	5.683	1:56.097	70	8.786	1:23.469	81	13.650	1:23.060
1	7.559	1:30.324	1	8.380	1:24.629	1	6.673	1:56.492	1	9.364	1:22.606	1	14.194	1:24.247
64	7.869	1:31.191	19	9.719	1:26.252	81	8.027	1:56.238	81	10.007	1:21.895	19	18.660	1:25.416
81	8.358	1:29.534	81	9.988	1:25.438	19	8.927	1:57.407	19	12.661	1:23.649	69	22.110	1:39.790
77	9.115	1:30.356	77	11.872	1:26.565	77	9.904	1:56.231	77	15.421	1:25.432	77	22.669	1:26.665
25	13.410	1:34.606	52	18.490	1:28.721	52	11.848	1:51.557	6	19.000	1:25.443	6	23.024	1:23.441
52	13.577	1:33.889	43	18.740	1:28.650	43	13.079	1:52.538	43	20.652	1:27.488	43	27.446	1:26.211
43	13.898	1:34.349	6	19.181	1:28.119	6	13.472	1:52.490	52	21.593	1:29.660	61	27.877	1:23.687
26	14.307	1:35.024	25	20.941	1:31.339	25	14.016	1:51.274	25	23.311	1:29.210	52	31.088	1:28.912
6	14.870	1:34.737	16	21.908	1:30.747	16	15.351	1:51.642	55	23.585	1:26.691	55	31.450	1:27.282
16	14.969	1:35.327	26	21.908	1:31.409	26	15.994	1:52.285	61	23.607	1:25.547	16	32.864	1:27.496
91	16.787	1:36.685	55	22.455	1:26.553	55	16.809	1:52.553	16	24.785	1:29.349	25	33.657	1:29.763
11	16.838	1:37.134	91	22.780	1:29.801	91	17.484	1:52.903	26	24.945	1:28.866	26	33.937	1:28.409
21	18.720	1:39.533	61	25.911	1:27.251	61	17.975	1:50.263	91	25.109	1:27.540	91	34.244	1:28.552
55	19.710	1:41.098	11	26.874	1:33.844	21	21.427	1:52.193	21	30.384	1:28.872	21	37.337	1:26.370
61	22.468	1:44.744	21	27.433	1:32.521									

Dunlop Radical Club Cup

RACE 4 - LAP CHART

Lap 6			Lap 7			Lap 8			Lap 9			Lap 10		
No	Behind	Laptime	No	Behind	Laptime	No	Behind	Laptime	No	Behind	Laptime	No	Behind	Laptime
3		1:19.755	3		1:19.611	3		1:20.016	3		1:20.654	3		1:20.393
39	5.346	1:20.840	39	6.380	1:20.645	39	7.874	1:21.510	20	8.617	1:21.162	20	8.691	1:20.467
20	7.043	1:20.514	20	7.281	1:19.849	20	8.109	1:20.844	39	9.607	1:22.387	12	9.828	1:20.409
12	8.835	1:19.912	12	8.939	1:19.715	12	9.254	1:20.331	12	9.812	1:21.212	39	10.992	1:21.778
64	9.912	1:20.462	70	21.072	1:23.373	70	23.994	1:22.938	81	25.845	1:22.033	69	30.121	1:23.302
94	17.034	1:24.048	81	22.790	1:24.602	81	24.466	1:21.692	64	26.810	1:22.746	81	30.126	1:24.674
70	17.310	1:23.770	94	23.447	1:26.024	64	24.718	1:21.257	69	27.212	1:22.948	64	30.372	1:23.955
81	17.799	1:23.904	64	23.477	1:33.176	69	24.918	1:20.590	1	29.047	1:22.894	1	31.079	1:22.425
1	18.345	1:23.906	1	23.982	1:25.248	1	26.807	1:22.841	94	33.109	1:25.421	6	35.626	1:22.569
19	22.923	1:24.018	69	24.344	1:21.014	94	28.342	1:24.911	6	33.450	1:22.125	94	36.926	1:24.210
69	22.941	1:20.586	19	27.632	1:24.320	19	31.785	1:24.169	19	34.755	1:23.624	19	37.834	1:23.472
6	25.324	1:22.055	6	28.217	1:22.504	6	31.979	1:23.778	70	44.298	1:40.958	70	47.897	1:23.992
77	28.044	1:25.130	77	33.640	1:25.207	77	39.342	1:25.718	77	44.898	1:26.210	77	49.680	1:25.175
43	36.276	1:28.585	43	42.372	1:25.707	55	47.977	1:23.790	55	50.843	1:23.520	55	53.939	1:23.489
55	40.107	1:28.412	55	44.203	1:23.707	43	49.726	1:27.370	43	56.471	1:27.399	43	1:03.201	1:27.123
52	40.855	1:29.522	52	48.776	1:27.532	52	56.598	1:27.838	52	1:04.648	1:28.704	61	1:10.953	1:24.990
16	42.002	1:28.893	16	49.144	1:26.753	16	56.859	1:27.731	25	1:05.270	1:28.048	52	1:12.208	1:27.953
25	42.482	1:28.580	25	50.264	1:27.393	25	57.876	1:27.628	26	1:05.715	1:28.155	25	1:12.472	1:27.595
91	42.974	1:28.485	91	50.641	1:27.278	26	58.214	1:27.076	16	1:05.834	1:29.629	21	1:14.189	1:28.229
26	43.476	1:29.294	26	51.154	1:27.289	21	59.214	1:27.212	21	1:06.353	1:27.793	26	1:14.231	1:28.909
21	44.259	1:26.677	21	52.018	1:27.370	91	59.690	1:29.065	61	1:06.356	1:24.024	16	1:14.885	1:29.444
61	57.451	1:49.329	61	1:00.642	1:22.802	61	1:02.986	1:22.360	91	1:07.042	1:28.006	91	1:15.205	1:28.556

Dunlop Radical Club Cup

RACE 4 - LAP CHART

Lap 11			Lap 12			Lap 13			Lap 14			Lap 15		
No	Behind	Laptime	No	Behind	Laptime	No	Behind	Laptime	No	Behind	Laptime	No	Behind	Laptime
3		1:24.590	20		1:20.840	20		1:22.847	20		1:24.200	20		1:21.602
20	4.357	1:20.256	12	0.049	1:20.272	39	4.624	1:22.061	52	1 LAP	1:27.296	43	1 LAP	1:29.701
12	4.974	1:19.736	39	5.410	1:23.059	12	5.035	1:27.833	25	1 LAP	1:28.038	52	1 LAP	1:28.224
39	7.548	1:21.146	3	11.215	1:36.412	69	21.119	1:21.931	26	1 LAP	1:29.364	39	7.223	1:25.990
69	26.249	1:20.718	69	22.035	1:20.983	1	26.012	1:23.460	91	1 LAP	1:28.254	12	7.716	1:25.995
64	27.145	1:21.363	64	22.635	1:20.687	64	27.035	1:27.247	16	1 LAP	1:27.951	25	1 LAP	1:28.175
1	28.442	1:21.953	1	25.399	1:22.154	6	31.543	1:23.294	21	1 LAP	1:27.987	26	1 LAP	1:28.471
6	33.676	1:22.640	6	31.096	1:22.617	94	36.605	1:24.838	39	2.835	1:22.411	21	1 LAP	1:28.387
81	34.963	1:29.427	94	34.614	1:23.526	19	37.540	1:24.190	12	3.323	1:22.488	16	1 LAP	1:29.599
94	36.285	1:23.949	19	36.197	1:24.048	70	43.494	1:22.427	69	18.427	1:21.508	91	1 LAP	1:31.255
19	37.346	1:24.102	70	43.914	1:22.902	3	47.464	1:59.096	1	23.922	1:22.110	69	18.742	1:21.917
70	46.209	1:22.902	77	50.730	1:25.705	55	51.744	1:23.690	64	26.466	1:23.631	1	24.938	1:22.618
77	50.222	1:25.132	55	50.901	1:23.376	77	54.620	1:26.737	6	29.274	1:21.931	64	26.954	1:22.090
55	52.722	1:23.373	61	1:07.010	1:23.023	61	1:07.351	1:23.188	94	36.301	1:23.896	6	31.360	1:23.688
43	1:05.829	1:27.218	43	1:11.511	1:30.879	43	1:17.846	1:29.182	19	37.685	1:24.345	94	39.407	1:24.708
61	1:09.184	1:22.821	26	1:19.140	1:27.980				70	41.835	1:22.541	19	40.592	1:24.509
52	1:15.736	1:28.118	52	1:19.857	1:29.318				55	51.712	1:24.168	70	43.163	1:22.930
25	1:16.022	1:28.140	25	1:20.163	1:29.338				77	58.100	1:27.680	55	54.025	1:23.915
26	1:16.357	1:26.716	91	1:20.650	1:27.941				61	1:08.086	1:24.935	77	1:03.938	1:27.440
16	1:17.648	1:27.353	16	1:21.292	1:28.841							61	1:10.842	1:24.358
91	1:17.906	1:27.291	21	1:21.821	1:27.997									
21	1:19.021	1:29.422												

Dunlop Mini Se7en Championship

RACE 2 - CLASSIFICATION

POS	NO	CL	NAME	ENTRY	LAPS	TIME	GAP	DIFF	MPH	BEST	ON
1	2		Paul THOMPSON	Rover Mini	10	18:02.013			64.54	1:42.815	5
2	5		Niven BURGE	Altered Image Vickers Mini 7	10	18:05.491	3.478	3.478	64.33	1:43.102	5
3	1		Max HUNTER	Mini	10	18:07.985	5.972	2.494	64.19	1:43.235	5
4	6		Gareth HUNT	Mini Se7en	10	18:13.214	11.201	5.229	63.88	1:43.940	3
5	11		Kane ASTIN	Mini Seven	10	18:14.898	12.885	1.684	63.78	1:44.350	5
6	7		Dick HUNTER	Mini Seven	10	18:23.676	21.663	8.778	63.27	1:44.615	3
7	9		James COULSON	Mini Se7en	10	18:25.340	23.327	1.664	63.18	1:44.642	4
8	20		Darren THOMAS	Mini Se7en	10	18:26.440	24.427	1.100	63.12	1:45.109	10
9	52		Nathan BURGE	Altered Image Vickers Mini 7	10	18:32.870	30.857	6.430	62.75	1:45.402	3
10	36		Damon ASTIN	Mini Seven	10	18:40.739	38.726	7.869	62.31	1:45.561	3
11	77		Tristen KNIGHT	Rover Mini	10	18:41.223	39.210	0.484	62.28	1:46.886	8
12	60		Malcolm KEAT	Mini Seven	10	18:41.774	39.761	0.551	62.25	1:46.605	9
13	38		Steven HOPPER	Rover Mini	10	19:08.383	1:06.370	26.609	60.81	1:49.339	7
14	49		Huw DAVIES	Mini 1000	10	19:21.927	1:19.914	13.544	60.10	1:49.573	5
15	34		Anthony TOWEY	Mini	10	19:37.686	1:35.673	15.759	59.30	1:47.444	3
16	33		Geoff TAYLOR	Mini Se7en	10	19:39.328	1:37.315	1.642	59.21	1:52.715	10
17	46		Terry BARRINGER	Mini 1000	9	18:55.156	1 lap	1 lap	55.37	2:01.321	3

NOT CLASSIFIED

<i>DNF</i>	76		Tom KNIGHT	Austin Mini	8	15:26.278	2 laps	1 lap	60.31	1:49.602	4
<i>DNC</i>	82		Andrew RUTHVEN	Mini Se7en	7	19:06.958	3 laps	1 lap	42.62	1:46.173	6
<i>DNF</i>	28		Neil ROBINS	Austin Mini	6	13:22.707	4 laps	1 lap	52.20	1:45.665	3
<i>DNF</i>	15		Steven BAKER	Rover Mini	0	04.738					
<i>DNF</i>	29		Jabez DYER	Mini	0	04.870					

FASTEST LAP

2	Paul THOMPSON	Rover Mini	5	1:42.815	67.92 mph	109.31 kph
---	----------------------	------------	---	----------	-----------	------------

Weather / Track : Sunny / Dry

These results are provisional until the conclusion of any judicial and technical matters.

Rockingham
Circuit Length = 1.9400 miles
Start: 15:14 End: 15:34

Clerk of Course :

Timekeeper :

Dunlop Mini Se7en Championship

RACE 2 - LAP CHART

Lap 1			Lap 2			Lap 3			Lap 4			Lap 5		
No	Behind	Laptime	No	Behind	Laptime	No	Behind	Laptime	No	Behind	Laptime	No	Behind	Laptime
2		1:48.064	2		2:22.487	2		1:43.915	2		1:44.205	2		1:42.815
1	0.208	1:47.634	1	0.313	2:22.592	1	0.566	1:44.168	1	0.218	1:43.857	1	0.638	1:43.235
5	2.254	1:49.072	5	0.573	2:20.806	5	1.408	1:44.750	5	0.744	1:43.541	5	1.031	1:43.102
11	2.626	1:50.864	11	1.268	2:21.129	11	1.907	1:44.554	6	2.069	1:44.043	6	3.787	1:44.533
6	3.227	1:50.968	6	2.206	2:21.466	6	2.231	1:43.940	11	2.522	1:44.820	11	4.057	1:44.350
7	3.467	1:50.560	7	2.921	2:21.941	7	3.621	1:44.615	7	4.605	1:45.189	7	7.167	1:45.377
28	3.945	1:49.864	28	3.711	2:22.253	28	5.461	1:45.665	28	7.989	1:46.733	28	12.018	1:46.844
36	4.270	1:51.348	36	4.303	2:22.520	36	5.949	1:45.561	36	8.172	1:46.428	36	12.272	1:46.915
52	5.096	1:51.486	52	5.199	2:22.590	52	6.686	1:45.402	52	8.522	1:46.041	20	13.545	1:46.659
20	5.972	1:51.476	20	5.637	2:22.152	20	7.827	1:46.105	20	9.701	1:46.079	52	13.816	1:48.109
34	6.304	1:51.612	34	7.022	2:23.205	34	10.551	1:47.444	9	11.663	1:44.642	9	14.216	1:45.368
60	6.773	1:53.248	60	7.985	2:23.699	9	11.226	1:45.932	34	14.764	1:48.418	77	20.521	1:47.673
77	7.899	1:52.633	77	8.871	2:23.459	60	11.928	1:47.858	60	15.338	1:47.615	34	21.153	1:49.204
9	8.149	1:52.188	9	9.209	2:23.547	77	12.528	1:47.572	77	15.663	1:47.340	60	21.502	1:48.979
49	11.266	1:55.542	49	11.398	2:22.619	49	18.308	1:50.825	49	24.732	1:50.629	49	31.490	1:49.573
38	11.848	1:54.905	38	13.063	2:23.702	76	20.054	1:50.533	76	25.451	1:49.602	76	32.481	1:49.845
76	12.851	1:57.501	76	13.436	2:23.072	38	20.724	1:51.576	38	26.139	1:49.620	38	33.020	1:49.696
33	17.154	2:01.108	33	17.157	2:22.490	33	27.751	1:54.509	33	37.481	1:53.935	33	49.772	1:55.106
46	23.336	2:06.550	46	18.502	2:17.653	46	35.908	2:01.321	82	3 LAPS	8:16.545	82	3 LAPS	1:50.546
									46	54.506	2:02.803	46	1:14.589	2:02.898

Dunlop Mini Se7en Championship

RACE 2 - LAP CHART

Lap 6			Lap 7			Lap 8			Lap 9			Lap 10		
No	Behind	Laptime	No	Behind	Laptime	No	Behind	Laptime	No	Behind	Laptime	No	Behind	Laptime
2		1:42.911	2		1:43.247	2		1:43.495	2		1:43.877	2		1:44.267
1	1.272	1:43.545	1	1.920	1:43.895	1	2.271	1:43.846	5	3.623	1:44.961	5	3.478	1:44.122
5	1.643	1:43.523	5	2.293	1:43.897	5	2.539	1:43.741	1	4.110	1:45.716	1	5.972	1:46.129
6	5.237	1:44.361	6	7.015	1:45.025	6	9.400	1:45.880	6	10.473	1:44.950	6	11.201	1:44.995
11	5.759	1:44.613	11	7.342	1:44.830	11	10.079	1:46.232	11	11.117	1:44.915	11	12.885	1:46.035
7	10.728	1:46.472	7	13.741	1:46.260	46	1 LAP	2:06.184	7	19.264	1:46.264	7	21.663	1:46.666
28	15.600	1:46.493	20	18.891	1:45.718	7	16.877	1:46.631	9	22.636	1:45.026	9	23.327	1:44.958
36	15.798	1:46.437	36	19.127	1:46.576	20	21.002	1:45.606	20	23.585	1:46.460	20	24.427	1:45.109
20	16.420	1:45.786	9	20.087	1:46.401	9	21.487	1:44.895	52	27.280	1:47.618	52	30.857	1:47.844
9	16.933	1:45.628	52	20.751	1:46.569	36	23.123	1:47.491	36	30.155	1:50.909	36	38.726	1:52.838
52	17.429	1:46.524	77	29.862	1:48.508	52	23.539	1:46.283	46	1 LAP	2:03.636	77	39.210	1:47.004
77	24.601	1:46.991	60	30.331	1:48.212	77	33.253	1:46.886	77	36.473	1:47.097	60	39.761	1:46.979
60	25.366	1:46.775	34	30.781	1:48.138	60	34.321	1:47.485	60	37.049	1:46.605	46	1 LAP	2:04.410
34	25.890	1:47.648	76	46.229	1:50.060	34	36.672	1:49.386	38	59.633	1:50.207	82	3 LAPS	1:46.975
76	39.416	1:49.846	38	47.047	1:49.339	76	52.409	1:49.675	82	3 LAPS	1:46.173	38	1:06.370	1:51.004
49	40.155	1:51.576	82	3 LAPS	1:47.096	38	53.303	1:49.751	34	1:06.768	2:13.973	49	1:19.914	1:51.135
38	40.955	1:50.846	49	59.168	2:02.260	82	3 LAPS	1:46.285	49	1:13.046	1:51.385	34	1:35.673	2:13.172
82	3 LAPS	1:46.371	33	1:10.347	1:53.536	49	1:05.538	1:49.865	33	1:28.867	1:53.151	33	1:37.315	1:52.715
33	1:00.058	1:53.197				33	1:19.593	1:52.741						
46	1:33.799	2:02.121												

Dunlop Mini Miglia Championship

RACE 3 - CLASSIFICATION

POS	NO	CL	NAME	ENTRY	LAPS	TIME	GAP	DIFF	MPH	BEST	ON
1	1		Andrew HACK	Mini Miglia	10	16:15.044			71.62	1:35.024	8
2	2		Endaf OWENS	Welsh Mini	10	16:15.303	0.259	0.259	71.60	1:35.498	3
3	98		Mark SMITH	Mini Miglia	10	16:15.584	0.540	0.281	71.58	1:35.789	9
4	77		Ralph SAUNDERS	Mini Miglia	10	16:15.935	0.891	0.351	71.56	1:36.230	7
5	9		Mark SIMS	Mini Miglia	10	16:17.038	1.994	1.103	71.48	1:35.655	4
6	69		Tony LE-MAY	Mini Miglia	10	16:21.271	6.227	4.233	71.17	1:36.606	4
7	42		Paul SIMMONDS	Mini Miglia	10	16:27.877	12.833	6.606	70.69	1:36.942	9
8	55		Michael GREEN	Mini Miglia	10	16:29.680	14.636	1.803	70.56	1:37.203	3
9	24		Nuno PIMENTA	Mini Miglia	10	16:30.139	15.095	0.459	70.53	1:36.981	3
10	5		Sarah MUNNS	Mini Miglia	10	16:30.778	15.734	0.639	70.48	1:37.061	3
11	15		Gordan POCOCK	Mini Miglia	10	16:31.713	16.669	0.935	70.42	1:37.516	5
12	28		Robert HUMPHREYS	Mini Vickers	10	16:44.006	28.962	12.293	69.56	1:38.650	4
13	13		Phil HARVEY	Motley Mini	10	16:44.660	29.616	0.654	69.51	1:38.734	3
14	21		David EDGECOMBE	Mini Edgecoms Miglia	10	16:50.624	35.580	5.964	69.10	1:35.972	2
15	99		Mark COWAN	Mini Miglia	10	16:51.199	36.155	0.575	69.06	1:38.667	4
16	14		Robert MORRIS	Mini Swiftune	10	17:16.458	1:01.414	25.259	67.38	1:41.355	4

NOT CLASSIFIED

<i>DNF</i>	26		Owen STINCHCOMBE	Mini Edgecoms Miglia	4	6:36.671	6 laps	6 laps	70.42	1:35.805	3
<i>DNF</i>	17		Steve WHITELEY	Mini Miglia	4	8:38.500	6 laps	10.365	53.87	1:38.495	2
<i>DNF</i>	75		Paul BROWN	Brownspeed Mini	2	5:40.316	8 laps	2 laps	41.04	1:36.771	2
<i>DNF</i>	12		Paul THOMPSON	Mini Salon Miglia	2	3:22.333	8 laps	1.095	69.03	1:36.599	2
<i>DNF</i>	16		Andrew WORSLEY	Mini Miglia	2	3:44.771	8 laps	22.438	62.14	1:43.060	2

FASTEST LAP

1	Andrew HACK	Mini Miglia	8	1:35.024	73.49 mph	118.28 kph
---	--------------------	-------------	---	----------	-----------	------------

Weather / Track : Sunny / Dry

These results are provisional until the conclusion of any judicial and technical matters.

Rockingham
Circuit Length = 1.9400 miles
Start: 15:45 End: 16:03

Clerk of Course :	Timekeeper :
-------------------	--------------

Dunlop Mini Miglia Championship

RACE 3 - LAP CHART

Lap 1			Lap 2			Lap 3			Lap 4			Lap 5		
No	Behind	Laptime	No	Behind	Laptime	No	Behind	Laptime	No	Behind	Laptime	No	Behind	Laptime
1		1:41.414	1		1:36.505	1		1:36.514	77		1:36.332	2		1:37.020
75	0.586	1:41.547	21	0.405	1:35.972	21	0.357	1:36.466	21	0.267	1:37.663	77	0.017	1:37.934
21	0.938	1:42.392	75	0.852	1:36.771	77	1.421	1:36.392	1	0.325	1:38.078	98	0.207	1:37.460
77	1.285	1:41.614	77	1.543	1:36.763	98	1.665	1:35.864	98	0.664	1:36.752	1	0.628	1:38.220
12	1.853	1:42.731	12	1.947	1:36.599	2	2.045	1:35.498	2	0.897	1:36.605	21	1.622	1:39.272
98	2.059	1:42.062	98	2.315	1:36.761	26	3.126	1:35.805	26	2.018	1:36.645	9	1.948	1:36.902
69	2.655	1:42.208	2	3.061	1:36.340	69	4.828	1:36.933	9	2.963	1:35.655	69	2.514	1:36.750
26	2.815	1:42.740	26	3.835	1:37.525	9	5.061	1:36.764	69	3.681	1:36.606	24	6.392	1:37.776
2	3.226	1:41.119	69	4.409	1:38.259	24	6.982	1:36.981	24	6.533	1:37.304	5	6.886	1:37.987
24	3.931	1:42.562	9	4.811	1:37.219	5	7.315	1:37.061	5	6.816	1:37.254	55	7.226	1:37.768
9	4.097	1:43.800	24	6.515	1:39.089	55	7.669	1:37.203	55	7.375	1:37.459	42	7.454	1:37.516
5	4.509	1:43.626	5	6.768	1:38.764	42	8.070	1:37.053	42	7.855	1:37.538	15	8.163	1:37.516
55	4.758	1:44.081	55	6.980	1:38.727	15	8.747	1:38.027	15	8.564	1:37.570	28	14.890	1:39.315
15	5.152	1:43.759	15	7.234	1:38.587	17	10.588	1:39.103	17	12.383	1:39.548	13	15.750	1:39.221
42	5.665	1:45.139	42	7.531	1:38.371	28	12.595	1:38.988	28	13.492	1:38.650	99	16.172	1:39.097
17	6.009	1:43.610	17	7.999	1:38.495	13	13.191	1:38.734	13	14.446	1:39.008	14	33.034	1:41.456
28	6.904	1:45.058	28	10.121	1:39.722	99	14.078	1:38.745	99	14.992	1:38.667			
99	7.287	1:45.837	13	10.971	1:39.647	14	25.893	1:43.141	14	29.495	1:41.355			
13	7.829	1:46.016	99	11.847	1:41.065									
14	13.192	1:50.493	14	19.266	1:42.579									
16	17.830	1:55.520	16	24.385	1:43.060									

Dunlop Mini Miglia Championship

RACE 3 - LAP CHART

Lap 6			Lap 7			Lap 8			Lap 9			Lap 10		
No	Behind	Laptime	No	Behind	Laptime	No	Behind	Laptime	No	Behind	Laptime	No	Behind	Laptime
2		1:36.195	2		1:36.220	2		1:36.040	2		1:37.120	1		1:36.768
77	1.315	1:37.493	77	1.325	1:36.230	1	1.004	1:35.024	1	0.131	1:36.247	2	0.259	1:37.158
98	1.458	1:37.446	98	1.686	1:36.448	77	1.909	1:36.624	98	0.593	1:35.789	98	0.540	1:36.846
1	1.919	1:37.486	1	2.020	1:36.321	98	1.924	1:36.278	77	1.527	1:36.738	77	0.891	1:36.263
21	2.494	1:37.067	21	2.812	1:36.538	9	3.562	1:36.556	9	2.861	1:36.419	9	1.994	1:36.032
9	2.840	1:37.087	9	3.046	1:36.426	69	5.182	1:37.124	69	5.499	1:37.437	69	6.227	1:37.627
69	3.233	1:36.914	69	4.098	1:37.085	21	8.835	1:42.063	42	12.597	1:36.942	42	12.833	1:37.135
24	8.692	1:38.495	55	10.697	1:38.010	42	12.775	1:36.948	55	14.329	1:37.824	55	14.636	1:37.206
55	8.907	1:37.876	24	11.589	1:39.117	55	13.625	1:38.968	24	14.678	1:37.267	24	15.095	1:37.316
5	9.365	1:38.674	42	11.867	1:38.340	5	14.304	1:37.936	5	15.441	1:38.257	5	15.734	1:37.192
42	9.747	1:38.488	5	12.408	1:39.263	24	14.531	1:38.982	15	15.808	1:37.609	15	16.669	1:37.760
15	10.270	1:38.302	15	12.703	1:38.653	15	15.319	1:38.656	21	21.745	1:50.030	28	28.962	1:39.545
28	17.345	1:38.650	28	20.802	1:39.677	28	24.405	1:39.643	28	26.316	1:39.031	13	29.616	1:39.608
13	18.545	1:38.990	13	21.711	1:39.386	13	25.064	1:39.393	13	26.907	1:38.963	21	35.580	1:50.734
99	19.040	1:39.063	99	27.348	1:44.528	99	31.199	1:39.891	99	33.911	1:39.832	99	36.155	1:39.143
14	38.562	1:41.723	14	44.143	1:41.801	14	50.274	1:42.171	14	55.669	1:42.515	14	1:01.414	1:42.644

Pickup Truck Championship

RACE 5 - CLASSIFICATION

POS	NO	CL	NAME	ENTRY	LAPS	TIME	GAP	DIFF	MPH	BEST	ON
1	54		Gavin SEAGER	Pickup Sport 2.0L	35	26:59.717			115.05	40.286	35
2	15		Simon CARR	Pickup Sport 2.0L	35	26:59.847	0.130	0.130	115.04	40.165	35
3	16		Steve DANCE	Pickup Sport 2.0L	35	27:09.358	9.641	9.511	114.37	40.283	28
4	93		Michael SMITH	Pickup Sport 2.0L	35	27:11.554	11.837	2.196	114.21	40.617	19
5	22		Nic GRINDROD	Pickup Sport 2.0L	35	27:11.683	11.966	0.129	114.20	40.601	17
6	4		Peter STEVENS	Pickup Sport 2.0L	35	27:14.602	14.885	2.919	114.00	40.516	13
7	98		Anthony HAWKINS	Pickup Sport 2.0L	35	27:14.633	14.916	0.031	114.00	40.822	29
8	9		Pete WILKINSON	Pickup Sport 2.0L	35	27:21.592	21.875	6.959	113.51	41.117	13
9	63		Phil WHITE	Pickup Sport 2.0L	35	27:21.871	22.154	0.279	113.50	40.803	26
10	2		Dave BRIGGS	Pickup Sport 2.0L	35	27:22.143	22.426	0.272	113.48	40.744	26
11	3		Julian ARNOLD	Pickup Sport 2.0L	35	27:30.991	31.274	8.848	112.87	41.655	20
12	24		Richard NOVELL	Pickup Sport 2.0L	35	27:32.634	32.917	1.643	112.76	41.658	13
13	6		Robert BUTTERFIELD	Pickup Sport 2.0L	35	27:35.080	35.363	2.446	112.59	40.871	22
14	37		Neil TRESSLER	Pickup Sport 2.0L	35	27:41.409	41.692	6.329	112.16	41.679	22
15	7		Tony MUMFORD	Pickup Sport 2.0L	34	27:23.486	1 lap	1 lap	110.14	42.207	15
16	46		Miguel GOMES	Pickup Sport 2.0L	33	27:21.767	2 laps	1 lap	107.02	43.242	2
17	14		Damien CARR	Pickup Sport 2.0L	33	27:42.734	2 laps	20.967	105.67	43.468	2
NOT CLASSIFIED											
DNF	10		Chris DAWKINS	Pickup Sport 2.0L	2	1:30.317	33 laps	31 laps	117.90	42.883	2
FASTEST LAP											
	15		Simon CARR	Pickup Sport 2.0L	35	40.165		132.56 mph		213.33 kph	

Weather / Track : Sunny / Dry

These results are provisional until the conclusion of any judicial and technical matters.

Rockingham
Circuit Length = 1.4790 miles
Start: 17:00 End: 17:28

Clerk of Course :		Timekeeper :
-------------------	--	--------------

Pickup Truck Championship
RACE 5 - LAP CHART

Lap 1			Lap 2			Lap 3			Lap 4			Lap 5		
No	Behind	Laptime	No	Behind	Laptime	No	Behind	Laptime	No	Behind	Laptime	No	Behind	Laptime
98		43.548	98		41.997	98		42.649	98		1:09.949	98		1:08.148
7	0.282	44.113	63	0.593	41.708	63	0.232	42.288	63	0.902	1:10.619	63	0.776	1:08.022
24	0.416	43.919	16	0.990	41.965	16	0.702	42.361	16	1.844	1:11.091	16	1.466	1:07.770
63	0.882	43.720	93	1.240	42.176	93	1.023	42.432	93	2.378	1:11.304	93	2.236	1:08.006
3	0.903	44.189	24	1.264	42.845	24	1.195	42.580	24	2.841	1:11.595	24	2.695	1:08.002
16	1.022	43.374	9	1.439	42.174	9	2.083	43.293	9	3.564	1:11.430	9	3.213	1:07.797
93	1.061	44.390	15	1.720	42.009	15	2.796	43.725	15	4.129	1:11.282	15	3.813	1:07.832
10	1.257	44.340	10	2.143	42.883	22	3.978	44.444	22	5.379	1:11.350	22	4.264	1:07.033
9	1.262	44.356	3	2.161	43.255	54	5.169	45.483	54	7.316	1:12.096	54	5.116	1:05.948
15	1.708	43.651	22	2.183	42.237	2	6.090	46.375	2	8.017	1:11.876	2	5.707	1:05.838
2	1.725	44.268	54	2.335	42.369	3	6.575	47.063	3	8.473	1:11.847	3	6.066	1:05.741
4	1.849	44.118	2	2.364	42.636	6	7.078	46.982	6	8.873	1:11.744	6	6.642	1:05.917
22	1.943	43.642	7	2.615	44.330	37	7.625	47.292	37	9.281	1:11.605	37	7.171	1:06.038
54	1.963	43.893	4	2.691	42.839	4	8.206	48.164	4	9.686	1:11.429	4	7.674	1:06.136
37	1.966	45.697	6	2.745	42.506	14	9.814	48.216	14	11.003	1:11.138	14	9.736	1:06.881
6	2.236	43.848	37	2.982	43.013	46	14.843	52.883	46	11.987	1:07.093	46	10.394	1:06.555
14	2.776	44.224	14	4.247	43.468	7	15.252	55.286	7	12.750	1:07.447	7	11.133	1:06.531
46	3.364	44.350	46	4.609	43.242									

Pickup Truck Championship

RACE 5 - LAP CHART

Lap 6			Lap 7			Lap 8			Lap 9			Lap 10		
No	Behind	Laptime	No	Behind	Laptime	No	Behind	Laptime	No	Behind	Laptime	No	Behind	Laptime
98		1:06.968	98		1:07.014	98		1:06.419	98		1:04.772	98		1:03.221
63	0.921	1:07.113	63	0.676	1:06.769	63	0.704	1:06.447	63	0.548	1:04.616	63	0.187	1:02.860
16	1.640	1:07.142	16	1.473	1:06.847	16	1.487	1:06.433	16	1.154	1:04.439	16	0.430	1:02.497
93	2.173	1:06.905	93	2.087	1:06.928	93	2.102	1:06.434	93	1.558	1:04.228	93	0.711	1:02.374
24	2.898	1:07.171	24	2.518	1:06.634	24	2.528	1:06.429	24	1.819	1:04.063	24	1.067	1:02.469
9	3.502	1:07.257	9	2.980	1:06.492	9	3.013	1:06.452	9	2.119	1:03.878	9	1.154	1:02.256
15	4.103	1:07.258	15	3.990	1:06.901	15	3.621	1:06.050	15	2.860	1:04.011	15	1.251	1:01.612
22	4.757	1:07.461	22	4.823	1:07.080	22	4.085	1:05.681	22	3.374	1:04.061	22	1.437	1:01.284
54	6.598	1:08.450	54	5.248	1:05.664	54	4.860	1:06.031	54	3.932	1:03.844	54	1.536	1:00.825
2	7.148	1:08.409	2	6.353	1:06.219	2	5.936	1:06.002	2	4.556	1:03.392	2	1.779	1:00.444
3	7.754	1:08.656	3	6.865	1:06.125	3	6.264	1:05.818	3	4.965	1:03.473	3	2.318	1:00.574
6	8.069	1:08.395	6	7.502	1:06.447	6	6.633	1:05.550	6	5.332	1:03.471	6	2.492	1:00.381
37	8.526	1:08.323	37	7.922	1:06.410	37	6.984	1:05.481	37	5.609	1:03.397	37	2.885	1:00.497
4	8.867	1:08.161	4	8.598	1:06.745	4	7.343	1:05.164	4	5.967	1:03.396	4	3.085	1:00.339
14	9.924	1:07.156	14	9.463	1:06.553	14	8.152	1:05.108	14	6.709	1:03.329	14	3.364	59.876
46	10.779	1:07.353	46	10.109	1:06.344	46	8.727	1:05.037	46	7.652	1:03.697	46	4.346	59.915
7	11.176	1:07.011	7	10.577	1:06.415	7	9.078	1:04.920	7	7.938	1:03.632	7	4.384	59.667

Pickup Truck Championship

RACE 5 - LAP CHART

Lap 11			Lap 12			Lap 13			Lap 14			Lap 15		
No	Behind	Laptime	No	Behind	Laptime	No	Behind	Laptime	No	Behind	Laptime	No	Behind	Laptime
63		42.397	16		41.652	63		41.121	63		42.467	16		42.378
16	0.313	42.467	63	0.198	42.163	9	0.082	41.117	9	0.154	42.539	54	0.076	42.489
98	0.430	43.014	9	0.284	41.686	16	0.375	41.694	54	0.173	42.007	63	0.248	42.834
93	0.462	42.335	22	0.402	41.626	22	0.466	41.383	16	0.208	42.300	22	0.277	42.489
9	0.563	41.993	54	0.532	41.580	54	0.633	41.420	22	0.374	42.375	9	0.380	42.812
22	0.741	41.888	93	0.761	42.264	15	0.633	41.169	15	0.446	42.280	15	0.415	42.555
54	0.917	41.965	15	0.783	41.693	93	0.802	41.360	93	0.679	42.344	93	0.472	42.379
24	0.936	42.453	98	0.903	42.438	98	0.911	41.327	98	0.899	42.455	98	0.712	42.399
15	1.055	42.388	24	1.184	42.213	2	1.246	41.363	2	0.963	42.184	2	0.811	42.434
2	1.199	42.004	2	1.202	41.968	24	1.523	41.658	4	1.060	40.869	4	0.952	42.478
3	2.968	43.234	4	3.461	42.305	4	2.658	40.516	24	1.080	42.024	24	1.050	42.556
6	3.060	43.152	6	3.712	42.617	6	3.714	41.321	6	2.698	41.451	6	1.380	41.268
4	3.121	42.620	3	4.207	43.204	3	5.047	42.159	3	4.643	42.063	3	3.999	41.942
37	4.257	43.956	37	4.540	42.248	37	5.427	42.206	37	5.021	42.061	37	4.387	41.952
7	6.046	44.246	7	6.714	42.633	7	7.948	42.553	7	8.057	42.576	7	7.678	42.207
14	6.319	45.539	14	9.169	44.815	14	13.004	45.154	14	16.101	45.564	46	18.528	44.794
46	8.101	46.339	46	9.877	43.741	46	13.203	44.645	46	16.320	45.584	14	18.985	45.470

Pickup Truck Championship

RACE 5 - LAP CHART

Lap 16			Lap 17			Lap 18			Lap 19			Lap 20		
No	Behind	Laptime	No	Behind	Laptime	No	Behind	Laptime	No	Behind	Laptime	No	Behind	Laptime
54		40.996	54		40.609	54		40.677	54		40.375	54		40.325
16	0.309	41.381	16	0.256	40.556	16	0.172	40.593	16	0.224	40.427	16	0.203	40.304
22	0.577	41.372	22	0.569	40.601	22	0.547	40.655	15	0.746	40.306	15	0.872	40.451
93	0.859	41.459	15	1.034	40.705	15	0.815	40.458	22	1.060	40.888	22	1.626	40.891
15	0.938	41.595	93	1.464	41.214	93	1.581	40.794	93	1.823	40.617	93	2.331	40.833
63	1.581	42.405	63	2.441	41.469	9	3.813	41.901	9	4.642	41.204	9	5.892	41.575
9	1.660	42.352	9	2.589	41.538	4	3.996	41.927	4	4.919	41.298	4	6.151	41.557
98	1.849	42.209	98	2.701	41.461	63	4.384	42.620	98	5.152	41.087	98	6.244	41.417
4	2.056	42.176	4	2.746	41.299	98	4.440	42.416	63	6.097	42.088	63	7.396	41.624
2	2.274	42.535	2	3.029	41.364	6	5.037	42.097	6	6.196	41.534	2	7.845	41.287
24	2.384	42.406	6	3.617	41.639	2	5.151	42.799	2	6.883	42.107	6	7.955	42.084
6	2.587	42.279	24	3.946	42.171	24	5.291	42.022	24	7.331	42.415	24	8.752	41.746
3	4.786	41.859	3	5.929	41.752	3	6.959	41.707	3	8.266	41.682	3	9.596	41.655
37	5.167	41.852	37	6.356	41.798	37	7.497	41.818	37	8.976	41.854	37	10.662	42.011
7	9.270	42.664	7	11.566	42.905	7	13.939	43.050	7	16.729	43.165	7	19.405	43.001
46	21.753	44.297	46	25.481	44.337	46	29.034	44.230	46	33.111	44.452	46	39.164	46.378
14	22.873	44.960	14	27.604	45.340	14	31.728	44.801	14	36.565	45.212			

Pickup Truck Championship
RACE 5 - LAP CHART

Lap 21			Lap 22			Lap 23			Lap 24			Lap 25		
No	Behind	Laptime	No	Behind	Laptime	No	Behind	Laptime	No	Behind	Laptime	No	Behind	Laptime
54		40.639	54		40.698	54		40.690	54		40.610	54		40.528
16	0.178	40.614	16	0.126	40.646	16	0.139	40.703	16	0.104	40.575	16	0.146	40.570
15	0.814	40.581	15	0.801	40.685	15	0.594	40.483	15	0.353	40.369	15	0.398	40.573
22	2.317	41.330	93	3.127	41.139	93	3.419	40.982	93	3.620	40.811	93	4.127	41.035
93	2.686	40.994	22	3.318	41.699	22	3.601	40.973	22	3.929	40.938	22	4.527	41.126
14	1 LAP	47.260	46	1 LAP	46.691	4	7.842	41.275	4	8.400	41.168	4	9.028	41.156
4	6.686	41.174	4	7.257	41.269	98	8.479	41.394	98	8.840	40.971	98	9.257	40.945
9	6.918	41.665	9	7.645	41.425	9	8.569	41.614	9	9.145	41.186	9	9.783	41.166
98	6.976	41.371	98	7.775	41.497	63	9.710	41.918	63	10.212	41.112	63	10.618	40.934
63	8.012	41.255	14	1 LAP	46.257	2	9.843	41.918	2	10.436	41.203	2	10.871	40.963
2	8.186	40.980	63	8.482	41.168	46	1 LAP	46.210	6	10.611	41.171	6	11.288	41.205
6	8.534	41.218	2	8.615	41.127	6	10.050	42.033	24	14.129	42.032	24	15.834	42.233
24	9.976	41.863	6	8.707	40.871	24	12.707	42.197	3	14.382	41.932	3	16.019	42.165
3	10.841	41.884	24	11.200	41.922	3	13.060	41.916	46	1 LAP	46.263	37	18.634	43.052
37	11.882	41.859	3	11.834	41.691	37	14.314	42.141	37	16.110	42.406	46	1 LAP	44.972
7	21.684	42.918	37	12.863	41.679	14	1 LAP	46.686	14	1 LAP	45.997	14	1 LAP	46.445
			7	24.205	43.219	7	26.942	43.427	7	29.596	43.264	7	32.556	43.488

Pickup Truck Championship

RACE 5 - LAP CHART

Lap 26			Lap 27			Lap 28			Lap 29			Lap 30		
No	Behind	Laptime	No	Behind	Laptime	No	Behind	Laptime	No	Behind	Laptime	No	Behind	Laptime
54		40.401	54		40.448	54		40.288	54		40.451	54		40.727
16	0.128	40.383	16	0.098	40.418	16	0.093	40.283	16	0.305	40.663	15	0.658	40.572
15	0.560	40.563	15	0.445	40.333	15	0.435	40.278	15	0.813	40.829	16	0.818	41.240
93	4.861	41.135	93	5.518	41.105	93	6.355	41.125	7	1 LAP	45.537	7	1 LAP	43.516
22	5.114	40.988	22	5.695	41.029	22	6.563	41.156	14	2 LAPS	47.361	93	7.762	41.572
4	10.069	41.442	4	10.526	40.905	4	11.111	40.873	93	6.917	41.013	22	7.965	41.599
98	10.328	41.472	98	10.791	40.911	98	11.337	40.834	22	7.093	40.981	14	2 LAPS	47.192
9	10.631	41.249	9	11.365	41.182	63	12.599	41.158	4	11.494	40.834	4	11.737	40.970
63	11.020	40.803	63	11.729	41.157	9	12.775	41.698	98	11.708	40.822	98	12.106	41.125
2	11.214	40.744	2	11.934	41.168	2	12.982	41.336	63	13.721	41.573	63	14.452	41.458
6	12.524	41.637	6	14.603	42.527	6	17.170	42.855	9	13.833	41.509	9	14.522	41.416
3	17.927	42.309	3	19.317	41.838	3	20.846	41.817	2	13.990	41.459	2	14.810	41.547
24	18.080	42.647	24	19.595	41.963	24	21.059	41.752	6	19.981	43.262	6	22.796	43.542
37	20.985	42.752	37	23.441	42.904	37	26.178	43.025	3	22.309	41.914	3	23.452	41.870
46	1 LAP	44.486	46	1 LAP	44.374	46	1 LAP	43.957	24	22.549	41.941	24	23.834	42.012
14	1 LAP	46.276	14	1 LAP	46.755				37	28.261	42.534	37	29.926	42.392
7	35.619	43.464	7	38.503	43.332				46	1 LAP	45.780			

Pickup Truck Championship

RACE 5 - LAP CHART

Lap 31			Lap 32			Lap 33			Lap 34			Lap 35		
No	Behind	Laptime	No	Behind	Laptime	No	Behind	Laptime	No	Behind	Laptime	No	Behind	Laptime
54		40.772	54		40.964	54		40.625	54		40.297	54		40.286
15	0.480	40.594	15	0.213	40.697	15	0.187	40.599	15	0.251	40.361	15	0.130	40.165
16	1.621	41.575	16	2.700	42.043	16	4.532	42.457	16	6.798	42.563	16	9.641	43.129
46	2 LAPS	47.078	46	2 LAPS	43.676	93	9.706	41.281	93	10.855	41.446	93	11.837	41.268
93	8.727	41.737	93	9.050	41.287	22	10.064	41.457	22	10.980	41.213	22	11.966	41.272
22	8.884	41.691	22	9.232	41.312	46	2 LAPS	46.036	4	13.828	41.071	4	14.885	41.343
7	1 LAP	45.114	4	12.667	41.062	4	13.054	41.012	98	14.115	41.074	98	14.916	41.087
4	12.569	41.604	98	12.978	41.168	98	13.338	40.985	46	2 LAPS	45.565	9	21.875	41.840
98	12.774	41.440	7	1 LAP	44.361	7	1 LAP	43.580	9	20.321	41.910	46	2 LAPS	46.222
63	15.820	42.140	63	16.989	42.133	9	18.708	42.218	63	20.631	42.192	63	22.154	41.809
9	15.991	42.241	9	17.115	42.088	63	18.736	42.372	2	20.749	41.887	2	22.426	41.963
2	16.131	42.093	2	17.309	42.142	2	19.159	42.475	7	1 LAP	44.272	7	1 LAP	43.296
14	2 LAPS	47.372	14	2 LAPS	45.849	3	27.611	42.209	3	29.455	42.141	3	31.274	42.105
3	25.158	42.478	3	26.027	41.833	14	2 LAPS	46.292	24	29.983	42.092	24	32.917	43.220
24	25.408	42.346	24	26.649	42.205	24	28.188	42.164	6	32.072	42.752	6	35.363	43.577
6	26.056	44.032	6	27.373	42.281	6	29.617	42.869	14	2 LAPS	47.399	37	41.692	43.298
37	31.917	42.763	37	33.798	42.845	37	36.159	42.986	37	38.680	42.818	14	2 LAPS	48.060

Mini Challenge

RACE 13 - GRID

ROW 11		19 Sarah PARSONS
ROW 10	1:51.259 18 Nina-jo ATKINSON	1:45.532 76 Peter SLEVIN
ROW 9	1:44.256 65 Jason RICHARDSON	1:44.013 42 Dawn BOYD
ROW 8	1:43.297 31 Keith ISSATT	1:43.186 79 Aston BLAKE
ROW 7	1:42.942 35 Josh WADDINGTON	1:42.912 20 Graham PARSONS
ROW 6	1:42.563 4 Anthony WILLIAMS	1:42.539 93 Joel WROE-JOHNSON
ROW 5	1:42.249 33 Craig DAWSON	1:36.840 66 Steven LIQUORISH
ROW 4	1:36.422 23 Chris PANAYIOTOU	1:36.178 69 Ant SCRAGG
ROW 3	1:36.017 2 Gary KOUNNIS	1:35.917 8 Andrew BAILEY
ROW 2	1:35.550 9 Carl BRADLEY	1:35.467 30 Martin DEPPER
ROW 1	1:35.362 12 Jack STANFORD	1:35.360 7 Steve MELI

Pole

Rockingham
Circuit Length = 1.9400 miles

Clerk of Course :

Timekeeper :

Mini Challenge

RACE 6 - CLASSIFICATION

POS	NO	CL	NAME	ENTRY	LAPS	TIME	GAP	DIFF	MPH	BEST	ON
1	12	S	Jack STANFORD	Mini Cooper S	13	20:49.902			72.63	1:34.677	2
2	30	S	Martin DEPPE	Mini Cooper S	13	20:51.690	1.788	1.788	72.53	1:34.946	3
3	7	S	Steve MELI	Mini Cooper S	13	20:51.905	2.003	0.215	72.52	1:35.110	10
4	66	S	Steven LIQUORISH	Mini Cooper S	13	21:04.971	15.069	13.066	71.77	1:35.867	2
5	69	S	Ant SCRAGG	Mini Cooper S	13	21:05.482	15.580	0.511	71.74	1:36.156	4
6	23	S	Chris PANAYIOTOU	Mini Cooper S	13	21:08.273	18.371	2.791	71.58	1:36.255	5
7	2	S	Gary KOUNNIS	Mini Cooper S	13	21:32.753	42.851	24.480	70.23	1:36.739	4
8	33	CL	Craig DAWSON	Mini Cooper	13	22:31.812	1:41.910	59.059	67.16	1:42.515	5
9	93	CL	Joel WROE-JOHNSON	Mini Cooper	12	20:50.255	1 lap	1 lap	67.03	1:42.347	3
10	35	CL	Josh WADDINGTON	Mini Cooper	12	20:50.555	1 lap	0.300	67.01	1:42.522	5
11	31	CL	Keith ISSATT	Mini Cooper	12	20:51.291	1 lap	0.736	66.97	1:42.856	11
12	20	CL	Graham PARSONS	Mini Cooper	12	20:51.750	1 lap	0.459	66.95	1:42.842	11
13	79	CL	Aston BLAKE	Mini Cooper	12	20:52.199	1 lap	0.449	66.92	1:42.855	11
14	4	CL	Anthony WILLIAMS	Mini Cooper	12	20:54.696	1 lap	2.497	66.79	1:42.453	8
15	42	CL	Dawn BOYD	Mini Cooper	12	20:57.732	1 lap	3.036	66.63	1:43.217	3
16	19	CL	Sarah PARSONS	Mini Cooper	12	21:05.441	1 lap	7.709	66.22	1:43.821	7
17	76	CL	Peter SLEVIN	Mini Cooper	12	21:07.897	1 lap	2.456	66.09	1:43.458	7
18	18	CL	Nina-jo ATKINSON	Mini Cooper	12	22:13.512	1 lap	1:05.615	62.84	1:49.553	3

NOT CLASSIFIED

DNF	65	CL	Jason RICHARDSON	Mini Cooper	4	7:07.999	9 laps	8 laps	65.27	1:43.295	4
DNF	8	S	Andrew BAILEY	Mini Cooper S	1	4:39.146	12 laps	3 laps	25.01		

FASTEST LAP

12	S	Jack STANFORD	Mini Cooper S	2	1:34.677	73.76 mph	118.71 kph
93	CL	Joel WROE-JOHNSON	Mini Cooper	3	1:42.347	68.23 mph	109.81 kph

Weather / Track : Bright / Dry

These results are provisional until the conclusion of any judicial and technical matters.

Rockingham
Circuit Length = 1.9400 miles
Start: 10:04 End: 10:27

Clerk of Course :	Timekeeper :
-------------------	--------------

Mini Challenge

RACE 6 - LAP CHART

Lap 1			Lap 2			Lap 3			Lap 4			Lap 5		
No	Behind	Laptime	No	Behind	Laptime	No	Behind	Laptime	No	Behind	Laptime	No	Behind	Laptime
12		1:39.597	12		1:34.677	12		1:35.243	12		1:35.202	12		1:35.602
30	1.480	1:40.582	30	2.480	1:35.677	30	2.183	1:34.946	30	2.200	1:35.219	30	2.114	1:35.516
23	3.798	1:41.542	66	5.320	1:35.867	66	7.030	1:36.953	7	7.190	1:35.348	7	6.851	1:35.263
66	4.130	1:41.937	7	6.055	1:35.807	7	7.044	1:36.232	66	8.470	1:36.642	66	9.171	1:36.303
69	4.925	1:42.593	23	6.068	1:36.947	23	7.698	1:36.873	69	8.976	1:36.156	69	9.665	1:36.291
7	4.925	1:43.792	69	6.977	1:36.729	69	8.022	1:36.288	23	9.451	1:36.955	23	10.104	1:36.255
2	6.063	1:44.621	2	8.158	1:36.772	2	9.720	1:36.805	2	11.257	1:36.739	2	12.545	1:36.890
33	11.165	1:48.336	35	20.261	1:43.451	35	28.081	1:43.063	35	36.106	1:43.227	35	43.026	1:42.522
35	11.487	1:48.029	33	20.909	1:44.421	33	28.641	1:42.975	33	36.611	1:43.172	33	43.524	1:42.515
31	12.162	1:48.191	93	22.192	1:44.294	93	29.296	1:42.347	93	36.887	1:42.793	93	44.105	1:42.820
93	12.575	1:49.460	31	22.471	1:44.986	31	30.100	1:42.872	31	38.439	1:43.541	31	46.281	1:43.444
20	13.107	1:49.602	20	23.064	1:44.634	20	31.038	1:43.217	20	39.040	1:43.204	20	46.710	1:43.272
4	13.314	1:49.838	4	23.360	1:44.723	4	31.161	1:43.044	4	39.403	1:43.444	79	48.400	1:44.171
42	14.135	1:49.589	79	23.901	1:44.204	79	31.636	1:42.978	79	39.831	1:43.397	42	48.587	1:43.234
79	14.374	1:50.213	42	24.523	1:45.065	42	32.497	1:43.217	42	40.955	1:43.660	4	49.632	1:45.831
65	15.053	1:49.936	65	25.045	1:44.669	65	33.360	1:43.558	65	41.453	1:43.295	19	52.344	1:44.367
19	16.031	1:51.075	19	25.758	1:44.404	19	34.754	1:44.239	19	43.579	1:44.027	76	53.580	1:44.519
76	16.614	1:51.184	76	26.275	1:44.338	76	34.972	1:43.940	76	44.663	1:44.893	18	1:20.985	1:50.168
18	20.083	1:54.456	18	36.420	1:51.014	18	50.730	1:49.553	18	1:06.419	1:50.891			
8	1:14.431	2:53.859												

Mini Challenge

RACE 6 - LAP CHART

Lap 6			Lap 7			Lap 8			Lap 9			Lap 10		
No	Behind	Laptime	No	Behind	Laptime	No	Behind	Laptime	No	Behind	Laptime	No	Behind	Laptime
12		1:35.540	12		1:35.478	12		1:35.499	12		1:35.909	12		1:35.794
30	1.879	1:35.305	18	1 LAP	1:50.968	30	2.174	1:35.721	30	2.352	1:36.087	30	3.236	1:36.678
7	6.760	1:35.449	30	1.952	1:35.551	7	6.384	1:35.312	7	6.217	1:35.742	7	5.533	1:35.110
66	10.036	1:36.405	7	6.571	1:35.289	66	12.433	1:36.866	66	13.163	1:36.639	66	14.182	1:36.813
69	10.740	1:36.615	66	11.066	1:36.508	69	13.588	1:37.107	69	14.293	1:36.614	69	15.117	1:36.618
23	11.407	1:36.843	69	11.980	1:36.718	23	15.060	1:37.740	23	15.974	1:36.823	23	17.119	1:36.939
2	14.042	1:37.037	23	12.819	1:36.890	18	1 LAP	1:50.449	2	18.494	1:37.414	2	20.489	1:37.789
33	51.624	1:43.640	2	15.365	1:36.801	2	16.989	1:37.123	18	1 LAP	1:49.811	18	1 LAP	1:49.630
93	51.973	1:43.408	33	59.822	1:43.676	33	1:07.812	1:43.489	33	1:15.429	1:43.526	33	1:22.541	1:42.906
35	52.207	1:44.721	93	1:00.116	1:43.621	93	1:08.187	1:43.570	93	1:15.727	1:43.449	93	1:22.815	1:42.882
31	53.948	1:43.207	35	1:00.504	1:43.775	35	1:08.543	1:43.538	35	1:16.411	1:43.777	35	1:23.202	1:42.585
20	54.285	1:43.115	31	1:01.493	1:43.023	31	1:09.119	1:43.125	31	1:17.086	1:43.876	31	1:24.237	1:42.945
79	55.955	1:43.095	20	1:02.066	1:43.259	20	1:09.622	1:43.055	20	1:17.417	1:43.704	20	1:25.124	1:43.501
42	57.398	1:44.351	79	1:03.335	1:42.858	79	1:10.725	1:42.889	79	1:17.887	1:43.071	79	1:25.473	1:43.380
4	57.428	1:43.336	4	1:04.418	1:42.468	4	1:11.372	1:42.453	4	1:18.137	1:42.674	4	1:26.486	1:44.143
19	1:00.915	1:44.111	42	1:05.561	1:43.641	42	1:13.473	1:43.411	42	1:21.374	1:43.810	42	1:28.924	1:43.344
76	1:01.758	1:43.718	19	1:09.258	1:43.821	19	1:18.431	1:44.672	19	1:28.115	1:45.593			
			76	1:09.738	1:43.458	76	1:19.085	1:44.846	76	1:29.875	1:46.699			

Mini Challenge

RACE 6 - LAP CHART

Lap 11			Lap 12			Lap 13		
No	Behind	Laptime	No	Behind	Laptime	No	Behind	Laptime
12		1:36.093	12		1:36.658	12		1:36.783
19	1 LAP	1:44.341	42	1 LAP	1:44.928	93	1 LAP	1:43.919
76	1 LAP	1:44.193	30	1.958	1:35.630	35	1 LAP	1:43.915
30	2.986	1:35.843	7	3.310	1:35.169	31	1 LAP	1:43.830
7	4.799	1:35.359	19	1 LAP	1:44.158	30	1.788	1:36.613
66	14.926	1:36.837	76	1 LAP	1:44.215	20	1 LAP	1:43.416
69	15.494	1:36.470	66	15.209	1:36.941	7	2.003	1:35.476
23	17.848	1:36.822	69	15.812	1:36.976	79	1 LAP	1:43.503
2	26.534	1:42.138	23	17.769	1:36.579	4	1 LAP	1:45.244
18	1 LAP	1:49.744	2	34.790	1:44.914	42	1 LAP	1:43.512
33	1:29.405	1:42.957	18	1 LAP	1:49.730	66	15.069	1:36.643
93	1:29.875	1:43.153	33	1:35.639	1:42.892	19	1 LAP	1:44.253
35	1:30.179	1:43.070				69	15.580	1:36.551
31	1:31.000	1:42.856				76	1 LAP	1:45.040
20	1:31.873	1:42.842				23	18.371	1:37.385
79	1:32.235	1:42.855				2	42.851	1:44.844
4	1:32.991	1:42.598				18	1 LAP	1:50.047
						33	1:41.910	1:43.054

Dunlop Radical UK Cup

RACE 7 - CLASSIFICATION - AMENDED

POS	NO	CL	NAME	ENTRY	LAPS	TIME	GAP	DIFF	MPH	BEST	ON
1	88	MA	WOODWARD/KAISER	Radical SR8	37	50:10.044			85.84	1:15.977	21
2	71	SS	Jamie PATTERSON	Radical PR6	37	50:54.130	44.086	44.086	84.60	1:18.646	20
3	2	MA	JOHNSTON/MOSELEY	Radical SR8	37	51:07.262	57.218	13.132	84.24	1:16.983	24
4	1	SS	LADIMAN/KAPADIA	Radical SR3	37	51:12.552	1:02.508	5.290	84.10	1:18.834	8
5	69	SS	DOLAN/HANCOCK	Radical SR3	37	51:23.627	1:13.583	11.075	83.79	1:17.956	33
6	91	SS	Gary KANE	Radical SR4	36	50:26.708	1 lap	1 lap	83.06	1:19.282	8
7	6	SS	BANHAM/GREENSALL	Radical SR5	36	50:26.828	1 lap	0.120	83.06	1:19.089	32
8	26	SS	FERGUSON/REDWOOD	Radical SR3	36	50:34.954	1 lap	8.126	82.84	1:19.035	28
9	22	SS	Ian SIMMONDS	Radical SR3	36	51:09.472	1 lap	34.518	81.91	1:20.785	33
10	27	MA	JACKSON/JACKSON	Radical SR8	36	51:42.056	1 lap	32.584	81.05	1:17.192	5
11	3	SS	MORTIMER/GARRETT	Radical SR3	35	50:21.718	2 laps	1 lap	80.89	1:18.919	34
12	43	SS	COOK/MALLET	Radical SR3	34	50:57.976	3 laps	1 lap	77.65	1:23.237	19
13	14	SS	BROMILEY/WHELDON	Radical SR3	32	51:27.897	5 laps	2 laps	72.37	1:18.988	28
14	61	SS	Manhal ALLOS	Radical SR3	30	50:53.959	7 laps	2 laps	68.60	1:21.092	14
NOT CLASSIFIED											
DNC	25	MA	Cameron MACDONALD	Radical SR8	28	41:07.151	9 laps	2 laps	79.26	1:18.039	8
DNC	5	MA	HALL/OSBORN	Radical SR8	6	8:50.187	31 laps	22 laps	79.03	1:23.380	3
DNC	46	SS	FERGUSON/ALLEN	Radical SR3	3	4:10.574	34 laps	3 laps	83.61	1:21.358	2
FASTEST LAP											
69	SS	DOLAN/HANCOCK	Radical SR3	33	1:17.956			89.58 mph		144.17 kph	
88	MA	WOODWARD/KAISER	Radical SR8	21	1:15.977			91.92 mph		147.93 kph	

Drivers in Cars 26 & 46 corrected

Weather / Track : Sunny / Dry

These results are provisional until the conclusion of any judicial and technical matters.

Rockingham
Circuit Length = 1.9400 miles
Start: 10:39 End: 11:31

Clerk of Course :		Timekeeper :
-------------------	--	--------------

Dunlop Radical UK Cup

RACE 7 - LAP CHART

Lap 1			Lap 2			Lap 3			Lap 4			Lap 5		
No	Behind	Laptime	No	Behind	Laptime	No	Behind	Laptime	No	Behind	Laptime	No	Behind	Laptime
2		1:19.908	88		1:18.711	88		1:18.012	88		1:17.148	88		1:17.550
88	0.780	1:20.719	27	0.488	1:18.758	27	0.596	1:18.120	27	0.811	1:17.363	27	0.453	1:17.192
27	1.221	1:20.873	25	1.847	1:18.555	25	2.371	1:18.536	25	4.050	1:18.827	25	5.635	1:19.135
25	2.783	1:22.237	1	4.433	1:19.738	1	7.323	1:20.902	1	9.452	1:19.277	71	11.584	1:19.233
1	4.186	1:23.101	71	4.642	1:19.012	71	7.709	1:21.079	71	9.901	1:19.340	1	12.481	1:20.579
71	5.121	1:24.167	69	7.910	1:21.184	69	10.464	1:20.566	2	13.148	1:19.466	2	14.470	1:18.872
69	6.217	1:25.361	46	8.359	1:21.358	2	10.830	1:19.881	69	14.719	1:21.403	69	18.373	1:21.204
46	6.492	1:25.106	2	8.961	1:28.452	46	11.742	1:21.395	91	15.282	1:20.118	91	18.805	1:21.073
91	8.039	1:26.313	91	10.065	1:21.517	91	12.312	1:20.259	14	17.175	1:20.637	14	20.698	1:21.073
14	8.229	1:25.868	14	10.940	1:22.202	14	13.686	1:20.758	22	19.267	1:20.905	22	24.927	1:23.210
22	8.763	1:26.449	22	12.043	1:22.771	22	15.510	1:21.479	5	28.402	1:23.520	5	34.248	1:23.396
26	11.070	1:29.559	5	16.662	1:24.863	5	22.030	1:23.380	6	29.289	1:22.740	6	35.276	1:23.537
5	11.290	1:28.695	26	18.693	1:27.114	6	23.697	1:22.591	26	34.068	1:25.581	26	42.263	1:25.745
6	12.092	1:27.518	6	19.118	1:26.517	26	25.635	1:24.954	43	40.931	1:25.417	43	1:19.086	1:55.705
43	16.368	1:32.275	43	24.492	1:27.615	43	32.662	1:26.182	3	50.599	1:26.437	3	1:19.418	1:46.369
3	25.220	1:39.894	3	34.087	1:28.358	3	41.310	1:25.235	61	54.329	1:24.556	61	1:22.299	1:45.520
61	33.924	1:48.206	61	39.941	1:25.508	61	46.921	1:24.992						

Dunlop Radical UK Cup

RACE 7 - LAP CHART

Lap 6			Lap 7			Lap 8			Lap 9			Lap 10		
No	Behind	Laptime	No	Behind	Laptime	No	Behind	Laptime	No	Behind	Laptime	No	Behind	Laptime
88		2:05.169	88		1:17.684	88		1:18.227	27		1:18.267	27		1:17.292
27	0.330	2:05.046	27	0.526	1:17.880	27	0.341	1:18.042	88	1.271	1:19.879	88	2.094	1:18.115
25	1.440	2:00.974	25	2.641	1:18.885	25	2.453	1:18.039	25	2.594	1:18.749	25	3.896	1:18.594
71	3.681	1:57.266	71	5.098	1:19.101	71	5.745	1:18.874	71	6.847	1:19.710	71	9.703	1:20.148
1	4.345	1:57.033	2	6.528	1:19.431	2	7.196	1:18.895	2	7.629	1:19.041	1	10.757	1:19.808
2	4.781	1:55.480	1	7.407	1:20.746	1	8.014	1:18.834	1	8.241	1:18.835	2	11.324	1:20.987
69	5.877	1:52.673	91	8.069	1:19.495	91	9.124	1:19.282	91	10.024	1:19.508	91	12.394	1:19.662
91	6.258	1:52.622	69	9.302	1:21.109	69	11.071	1:19.996	69	12.559	1:20.096	69	15.448	1:20.181
14	7.651	1:52.122	14	10.056	1:20.089	14	11.723	1:19.894	14	13.030	1:19.915	14	16.074	1:20.336
22	8.164	1:48.406	22	12.103	1:21.623	22	15.407	1:21.531	22	17.989	1:21.190	22	22.902	1:22.205
5	11.488	1:42.409	6	18.843	1:24.103	6	23.993	1:23.377	6	28.138	1:22.753	6	33.651	1:22.805
6	12.424	1:42.317	26	20.586	1:24.617	26	25.392	1:23.033	26	29.945	1:23.161	26	35.994	1:23.341
26	13.653	1:36.559	3	1:01.447	1:25.664	3	1:07.459	1:24.239	3	1:12.408	1:23.557	3	1:17.681	1:22.565
43	53.135	1:39.218	43	1:03.981	1:28.530	43	1:10.633	1:24.879	43	1:15.851	1:23.826			
3	53.467	1:39.218												
61	54.582	1:37.452												

Dunlop Radical UK Cup

RACE 7 - LAP CHART

Lap 11			Lap 12			Lap 13			Lap 14			Lap 15		
No	Behind	Laptime	No	Behind	Laptime	No	Behind	Laptime	No	Behind	Laptime	No	Behind	Laptime
27		1:17.797	27		1:17.447	27		1:17.609	27		1:17.512	27		1:17.427
88	2.263	1:17.966	88	4.134	1:19.318	88	4.991	1:18.466	88	5.212	1:17.733	88	6.371	1:18.586
25	5.733	1:19.634	3	1 LAP	1:24.306	25	8.499	1:19.224	25	10.596	1:19.609	25	11.803	1:18.634
43	1 LAP	1:28.151	25	6.884	1:18.598	3	1 LAP	1:22.487	3	1 LAP	1:22.185	71	18.594	1:19.275
71	11.166	1:19.260	71	13.556	1:19.837	71	14.932	1:18.985	71	16.746	1:19.326	1	19.273	1:19.148
1	11.891	1:18.931	1	14.065	1:19.621	1	15.735	1:19.279	1	17.552	1:19.329	2	22.489	1:20.803
2	13.460	1:19.933	43	1 LAP	1:24.042	2	17.256	1:19.106	2	19.113	1:19.369	3	1 LAP	1:24.713
91	13.979	1:19.382	2	15.759	1:19.746	91	19.019	1:19.871	91	20.882	1:19.375	91	23.935	1:20.480
69	17.477	1:19.826	91	16.757	1:20.225	69	22.745	1:20.698	69	26.424	1:21.191	69	29.370	1:20.373
14	18.051	1:19.774	69	19.656	1:19.626	43	1 LAP	1:25.860	14	27.702	1:20.923	14	30.626	1:20.351
22	26.664	1:21.559	14	20.974	1:20.370	14	24.291	1:20.926	43	1 LAP	1:25.407	43	1 LAP	1:24.365
6	38.684	1:22.830	22	30.774	1:21.557	22	34.356	1:21.191	22	39.179	1:22.335	22	44.251	1:22.499
26	42.323	1:24.126	61	5 LAPS	7:26.828	61	5 LAPS	1:23.695	61	5 LAPS	1:22.289	61	5 LAPS	1:22.900
			6	44.621	1:23.384	6	50.430	1:23.418	6	56.444	1:23.526	6	1:02.354	1:23.337
			26	49.651	1:24.775	26	58.249	1:26.207	26	1:08.905	1:28.168			

Dunlop Radical UK Cup

RACE 7 - LAP CHART

Lap 16			Lap 17			Lap 18			Lap 19			Lap 20		
No	Behind	Laptime	No	Behind	Laptime	No	Behind	Laptime	No	Behind	Laptime	No	Behind	Laptime
27		1:18.129	27		2:38.829	71		1:20.076	88		1:16.103	88		1:15.993
91	25.588	1:19.782	71	3.537	1:19.275	88	0.253	1:18.355	71	2.403	1:18.759	71	5.056	1:18.646
3	1 LAP	1:22.032	1	4.853	1:18.964	1	1.756	1:20.516	1	4.708	1:19.308	1	7.679	1:18.964
69	33.121	1:21.880	88	5.511	1:17.396	27	4.770	1:28.383	91	11.684	1:20.470	91	15.677	1:19.986
43	1 LAP	1:26.860	91	11.765	2:25.006	91	7.570	1:19.418	27	14.522	1:26.108	2	22.721	1:19.150
61	5 LAPS	1:21.966	3	1 LAP	2:29.160	3	1 LAP	1:20.645	3	1 LAP	1:20.438	69	23.930	1:20.772
26	1 LAP	2:37.369	69	18.912	2:24.620	69	15.558	1:20.259	69	19.151	1:19.949	3	1 LAP	1:21.780
71	1:23.091	2:22.626	25	22.329	1:19.750	2	18.001	1:17.911	2	19.564	1:17.919	25	25.508	1:20.174
1	1:24.718	2:23.574	14	23.318	1:20.216	25	18.795	1:20.079	25	21.327	1:18.888	27	27.607	1:29.078
88	1:26.944	2:38.702	2	23.703	1:17.811	14	20.101	1:20.396	14	23.598	1:19.853	14	27.625	1:20.020
25	1:41.408	2:47.734	22	30.731	1:20.452	22	28.345	1:21.227	22	33.195	1:21.206	22	38.494	1:21.292
14	1:41.931	2:29.434	43	1 LAP	2:41.734	6	53.025	1:20.953	6	56.593	1:19.924	6	1:00.052	1:19.452
2	1:44.721	2:40.361	61	5 LAPS	2:38.713	43	1 LAP	1:27.659	61	5 LAPS	1:21.092	61	5 LAPS	1:22.743
22	1:49.108	2:22.986	6	55.685	1:19.885	61	5 LAPS	1:23.539	43	1 LAP	1:24.711	43	1 LAP	1:23.237
6	2:14.629	2:30.404	26	1:10.723	1:19.516	26	1:06.434	1:19.324	26	1:09.212	1:19.134	26	1:12.443	1:19.224
26	2:30.036	1:19.318												

Dunlop Radical UK Cup

RACE 7 - LAP CHART

Lap 21			Lap 22			Lap 23			Lap 24			Lap 25		
No	Behind	Laptime	No	Behind	Laptime	No	Behind	Laptime	No	Behind	Laptime	No	Behind	Laptime
88		1:15.977	88		1:16.964	88		1:16.489	88		1:17.181	88		1:16.884
71	8.086	1:19.007	43	2 LAPS	1:23.363	61	6 LAPS	1:23.131	26	1 LAP	1:19.881	26	1 LAP	1:19.518
1	10.659	1:18.957	71	9.920	1:18.798	26	1 LAP	1:19.603	61	6 LAPS	1:22.233	61	6 LAPS	1:21.926
91	19.465	1:19.765	1	13.058	1:19.363	43	2 LAPS	1:26.310	22	1 LAP	1:54.431	22	1 LAP	1:21.028
2	24.994	1:18.250	91	23.287	1:20.786	71	12.342	1:18.911	71	15.272	1:20.111	71	17.457	1:19.069
69	26.537	1:18.584	2	26.198	1:18.168	1	16.449	1:19.880	1	18.631	1:19.363	1	21.002	1:19.255
3	1 LAP	1:19.552	69	27.793	1:18.220	2	28.841	1:19.132	43	2 LAPS	1:30.429	43	2 LAPS	1:23.330
25	31.242	1:21.711	3	1 LAP	1:19.089	69	29.758	1:18.454	2	28.643	1:16.983	2	30.710	1:18.951
14	31.959	1:20.311	25	33.797	1:19.519	3	1 LAP	1:19.301	69	31.236	1:18.659	69	33.990	1:19.638
27	40.024	1:28.394	14	34.768	1:19.773	25	36.041	1:18.733	3	1 LAP	1:19.420	3	1 LAP	1:19.715
22	43.698	1:21.181	22	49.281	1:22.547	14	55.565	1:37.286	25	37.731	1:18.871	25	40.393	1:19.546
6	1:03.496	1:19.421	27	50.327	1:27.267	27	59.469	1:25.631	14	57.247	1:18.863	14	59.932	1:19.569
61	5 LAPS	1:22.116	6	1:05.916	1:19.384	91	1:00.024	1:53.226	91	1:01.734	1:18.891	91	1:04.921	1:20.071
26	1:16.386	1:19.920				6	1:08.653	1:19.226	27	1:08.373	1:26.085	6	1:14.782	1:20.847
									6	1:10.819	1:19.347			

Dunlop Radical UK Cup

RACE 7 - LAP CHART

Lap 26			Lap 27			Lap 28			Lap 29			Lap 30		
No	Behind	Laptime	No	Behind	Laptime	No	Behind	Laptime	No	Behind	Laptime	No	Behind	Laptime
88		1:17.563	88		1:17.619	88		1:16.865	88		1:17.796	88		1:19.169
27	1 LAP	1:27.741	27	1 LAP	1:26.649	6	1 LAP	1:19.983	43	3 LAPS	1:24.085	6	1 LAP	1:20.222
26	1 LAP	1:19.415	26	1 LAP	1:19.221	26	1 LAP	1:19.238	6	1 LAP	1:19.228	43	3 LAPS	1:24.824
61	6 LAPS	1:21.972	22	1 LAP	1:21.786	27	1 LAP	1:26.345	26	1 LAP	1:19.035	26	1 LAP	1:19.178
22	1 LAP	1:21.501	71	22.514	1:21.270	71	24.996	1:19.347	71	27.946	1:20.746	71	28.982	1:20.205
71	18.863	1:18.969	2	36.082	1:20.621	22	1 LAP	1:22.638	27	1 LAP	1:26.361	22	1 LAP	1:23.267
2	33.080	1:19.933	3	1 LAP	1:19.287	2	40.251	1:21.034	22	1 LAP	1:21.457	27	1 LAP	1:26.792
3	1 LAP	1:19.271	25	43.141	1:19.193	3	1 LAP	1:18.938	2	42.887	1:20.432	2	43.919	1:20.201
25	41.567	1:18.737	1	46.351	1:18.879	25	44.892	1:18.616	3	1 LAP	1:22.082	3	1 LAP	1:19.001
1	45.091	1:41.652	61	6 LAPS	1:58.036	1	48.764	1:19.278	1	50.296	1:19.328	1	50.451	1:19.324
14	1:01.485	1:19.116	14	1:03.011	1:19.145	61	6 LAPS	1:21.601	61	6 LAPS	1:24.349	69	1:08.972	1:19.314
69	1:03.700	1:47.273	69	1:05.055	1:18.974	14	1:05.134	1:18.988	69	1:08.827	1:19.363	61	6 LAPS	1:22.045
43	2 LAPS	1:53.977	91	1:10.619	1:20.664	69	1:07.260	1:19.070	14	1:15.924	1:28.586	91	1:17.385	1:20.169
91	1:07.574	1:20.216	43	2 LAPS	1:23.690	91	1:13.592	1:19.838	91	1:16.385	1:20.589			
6	1:16.317	1:19.098												

Dunlop Radical UK Cup

RACE 7 - LAP CHART

Lap 31			Lap 32			Lap 33			Lap 34			Lap 35		
No	Behind	Laptime	No	Behind	Laptime	No	Behind	Laptime	No	Behind	Laptime	No	Behind	Laptime
88		1:18.611	88		1:17.926	88		1:18.453	88		1:17.528	88		1:17.274
6	1 LAP	1:19.138	91	1 LAP	1:21.806	61	7 LAPS	1:25.153	61	7 LAPS	1:22.419	6	1 LAP	1:20.237
43	3 LAPS	1:24.484	6	1 LAP	1:19.120	91	1 LAP	1:21.078	91	1 LAP	1:20.562	91	1 LAP	1:21.264
26	1 LAP	1:19.530	26	1 LAP	1:19.381	6	1 LAP	1:19.089	6	1 LAP	1:19.573	61	7 LAPS	1:27.249
71	30.433	1:20.062	43	3 LAPS	1:23.961	26	1 LAP	1:19.245	26	1 LAP	1:19.256	26	1 LAP	1:19.177
22	1 LAP	1:21.066	71	32.566	1:20.059	43	3 LAPS	1:23.474	43	3 LAPS	1:23.439	43	3 LAPS	1:23.286
27	1 LAP	1:25.405	22	1 LAP	1:20.862	71	35.217	1:21.104	71	37.489	1:19.800	71	40.277	1:20.062
2	46.889	1:21.581	2	49.051	1:20.088	22	1 LAP	1:21.035	22	1 LAP	1:20.785	22	1 LAP	1:21.225
3	1 LAP	1:19.150	3	1 LAP	1:19.623	2	49.403	1:18.805	2	51.113	1:19.238	2	52.461	1:18.622
1	51.206	1:19.366	27	1 LAP	1:26.806	3	1 LAP	1:19.266	3	1 LAP	1:18.968	3	1 LAP	1:18.919
69	1:08.508	1:18.147	1	52.669	1:19.389	1	54.221	1:20.005	1	56.234	1:19.541	1	58.408	1:19.448
61	6 LAPS	1:21.099	69	1:08.903	1:18.321	27	1 LAP	1:24.716	14	4 LAPS	6:16.287	69	1:10.728	1:18.875
						69	1:08.406	1:17.956	27	1 LAP	1:24.331	27	1 LAP	1:23.981
									69	1:09.127	1:18.249			

Dunlop Radical UK Cup

RACE 7 - LAP CHART

Lap 36			Lap 37		
No	Behind	Laptime	No	Behind	Laptime
88		1:18.270	88		1:18.253
91	1 LAP	1:20.533	3	2 LAPS	1:54.199
6	1 LAP	1:21.686	91	1 LAP	1:20.351
14	5 LAPS	1:55.279	6	1 LAP	1:19.955
26	1 LAP	1:19.985	26	1 LAP	1:19.706
61	7 LAPS	1:29.303	61	7 LAPS	1:34.281
43	3 LAPS	1:24.436	71	44.086	1:19.834
71	42.505	1:20.498	43	3 LAPS	1:23.793
2	53.443	1:19.252	2	57.218	1:22.028
22	1 LAP	1:21.861	22	1 LAP	1:23.086
1	1:00.608	1:20.470	1	1:02.508	1:20.153
69	1:10.954	1:18.496	69	1:13.583	1:20.882
27	1 LAP	1:24.221	14	5 LAPS	2:15.847
			27	1 LAP	1:32.502

BARC Westfield Sportscar Championship

RACE 8 - CLASSIFICATION

POS	NO	CL	NAME	ENTRY	LAPS	TIME	GAP	DIFF	MPH	BEST	ON
1	98	B	Chris DAVISON	Westfield SE1	13	20:12.100			74.90	1:32.289	5
2	24	B	Simon PRYKE	Westfield SE	13	20:18.838	6.738	6.738	74.48	1:32.763	5
3	55	A	Roger GREEN	Westfield Aerorace	13	20:28.946	16.846	10.108	73.87	1:33.047	3
4	41	A	Darren SANSUM	Westfield Aero Race	13	20:36.088	23.988	7.142	73.45	1:33.685	3
5	50	B	Brian DEAN	Westfield Zetec	13	20:47.270	35.170	11.182	72.79	1:34.253	3
6	71	B	Martin GARTSIDE	Westfield Se	13	20:51.953	39.853	4.683	72.51	1:35.116	3
7	36	B	Jon CHAPPELL	Westfield Zetec	13	20:52.116	40.016	0.163	72.51	1:34.737	13
8	29	B	William CHAPPELL	Westfield Zetec	13	21:08.826	56.726	16.710	71.55	1:35.355	11
9	3	B	Brian SMALL	Westfield Zetec	13	21:09.687	57.587	0.861	71.50	1:35.023	12
10	23	B	Paul TABERNER	Westfield Zetec	13	21:19.046	1:06.946	9.359	70.98	1:36.558	12

NOT CLASSIFIED

DNF	19	B	Chris GOULD	Westfield Zetec	0	02.753					
-----	----	---	-------------	-----------------	---	--------	--	--	--	--	--

FASTEST LAP

98	B	Chris DAVISON	Westfield SE1	5	1:32.289	75.67 mph	121.78 kph
55	A	Roger GREEN	Westfield Aerorace	3	1:33.047	75.05 mph	120.79 kph

Weather / Track : Bright / Dry

These results are provisional until the conclusion of any judicial and technical matters.

Rockingham
Circuit Length = 1.9400 miles
Start: 11:43 End: 12:05

Clerk of Course :		Timekeeper :
-------------------	--	--------------

BARC Westfield Sportscar Championship
RACE 8 - LAP CHART

Lap 1			Lap 2			Lap 3			Lap 4			Lap 5		
No	Behind	Laptime	No	Behind	Laptime	No	Behind	Laptime	No	Behind	Laptime	No	Behind	Laptime
98		1:37.179	98		1:32.780	98		1:32.932	98		1:32.658	98		1:32.289
24	0.222	1:37.316	24	0.677	1:33.235	24	0.561	1:32.816	24	0.751	1:32.848	24	1.225	1:32.763
55	1.013	1:37.676	55	1.912	1:33.679	55	2.027	1:33.047	55	3.257	1:33.888	55	5.160	1:34.192
41	1.663	1:37.576	41	2.878	1:33.995	41	3.631	1:33.685	41	5.204	1:34.231	41	7.680	1:34.765
50	2.467	1:38.685	50	4.353	1:34.666	50	5.674	1:34.253	50	7.809	1:34.793	50	10.366	1:34.846
71	4.352	1:39.897	71	7.638	1:36.066	71	9.822	1:35.116	71	12.676	1:35.512	71	17.047	1:36.660
3	4.895	1:39.926	29	8.092	1:35.553	3	10.750	1:35.281	3	13.394	1:35.302	36	18.138	1:36.135
29	5.319	1:40.734	3	8.401	1:36.286	29	11.140	1:35.980	29	13.901	1:35.419	29	28.254	1:46.642
36	5.654	1:40.968	36	8.927	1:36.053	36	11.478	1:35.483	36	14.292	1:35.472	23	29.666	1:38.384
23	7.426	1:42.387	23	13.213	1:38.567	23	17.906	1:37.625	23	23.571	1:38.323	3	33.180	1:52.075

BARC Westfield Sportscar Championship
RACE 8 - LAP CHART

Lap 6			Lap 7			Lap 8			Lap 9			Lap 10		
No	Behind	Laptime	No	Behind	Laptime	No	Behind	Laptime	No	Behind	Laptime	No	Behind	Laptime
98		1:32.595	98		1:32.819	98		1:32.679	98		1:32.918	98		1:33.017
24	2.122	1:33.492	24	2.326	1:33.023	24	3.031	1:33.384	24	3.658	1:33.545	24	4.276	1:33.635
55	6.897	1:34.332	55	8.427	1:34.349	55	10.169	1:34.421	55	11.510	1:34.259	55	12.464	1:33.971
41	9.654	1:34.569	41	11.127	1:34.292	41	12.651	1:34.203	41	14.256	1:34.523	41	15.843	1:34.604
50	12.587	1:34.816	50	14.979	1:35.211	50	18.088	1:35.788	50	20.889	1:35.719	50	23.924	1:36.052
71	20.005	1:35.553	71	22.940	1:35.754	71	26.190	1:35.929	71	28.432	1:35.160	71	31.179	1:35.764
36	21.421	1:35.878	36	24.169	1:35.567	36	26.861	1:35.371	36	28.978	1:35.035	36	31.671	1:35.710
29	31.742	1:36.083	29	35.560	1:36.637	29	38.913	1:36.032	29	42.019	1:36.024	29	45.209	1:36.207
23	35.483	1:38.412	23	39.931	1:37.267	3	45.053	1:37.421	3	47.704	1:35.569	3	50.100	1:35.413
3	37.682	1:37.097	3	40.311	1:35.448	23	46.075	1:38.823	23	50.557	1:37.400	23	54.886	1:37.346

BARC Westfield Sportscar Championship
RACE 8 - LAP CHART

Lap 11			Lap 12			Lap 13		
No	Behind	Laptime	No	Behind	Laptime	No	Behind	Laptime
98		1:32.592	98		1:32.846	98		1:32.946
24	5.275	1:33.591	24	6.098	1:33.669	24	6.738	1:33.586
55	14.362	1:34.490	55	15.764	1:34.248	55	16.846	1:34.028
41	18.958	1:35.707	41	21.298	1:35.186	41	23.988	1:35.636
50	27.857	1:36.525	50	32.061	1:37.050	50	35.170	1:36.055
71	34.873	1:36.286	71	37.431	1:35.404	71	39.853	1:35.368
36	35.090	1:36.011	36	38.225	1:35.981	36	40.016	1:34.737
29	47.972	1:35.355	29	53.168	1:38.042	29	56.726	1:36.504
3	53.183	1:35.675	3	55.360	1:35.023	3	57.587	1:35.173
23	59.280	1:36.986	23	1:02.992	1:36.558	23	1:06.946	1:36.900

Pickup Truck Championship

RACE 9 - CLASSIFICATION

POS	NO	CL	NAME	ENTRY	LAPS	TIME	GAP	DIFF	MPH	BEST	ON
1	54		Gavin SEAGER	Pickup Sport 2.0L	35	24:04.263			129.02	40.353	35
2	16		Steve DANCE	Pickup Sport 2.0L	35	24:04.425	0.162	0.162	129.01	40.400	35
3	22		Nic GRINDROD	Pickup Sport 2.0L	35	24:09.075	4.812	4.650	128.60	40.245	7
4	15		Simon CARR	Pickup Sport 2.0L	35	24:09.186	4.923	0.111	128.59	40.697	30
5	9		Pete WILKINSON	Pickup Sport 2.0L	35	24:10.450	6.187	1.264	128.47	40.496	10
6	93		Michael SMITH	Pickup Sport 2.0L	35	24:28.298	24.035	17.848	126.91	40.556	10
7	4		Peter STEVENS	Pickup Sport 2.0L	35	24:31.633	27.370	3.335	126.62	41.081	9
8	63		Phil WHITE	Pickup Sport 2.0L	35	24:31.644	27.381	0.011	126.62	41.091	9
9	24		Richard NOVELL	Pickup Sport 2.0L	35	24:32.181	27.918	0.537	126.58	41.015	8
10	3		Julian ARNOLD	Pickup Sport 2.0L	35	24:32.470	28.207	0.289	126.55	41.098	32
11	2		Dave BRIGGS	Pickup Sport 2.0L	35	24:32.709	28.446	0.239	126.53	41.095	32
12	98		Anthony HAWKINS	Pickup Sport 2.0L	35	24:32.990	28.727	0.281	126.51	40.995	6
13	7		Tony MUMFORD	Pickup Sport 2.0L	35	24:33.680	29.417	0.690	126.45	41.234	16
14	37		Neil TRESSLER	Pickup Sport 2.0L	34	24:27.140	1 lap	1 lap	123.38	41.854	6
15	46		Miguel GOMES	Pickup Sport 2.0L	33	24:39.846	2 laps	1 lap	118.73	43.402	4
16	14		Damien CARR	Pickup Sport 2.0L	31	24:18.743	4 laps	2 laps	113.14	43.557	2
NOT CLASSIFIED											
DNC	6		Robert BUTTERFIELD	Pickup Sport 2.0L	17	18:59.018	18 laps	14 laps	79.46	41.196	4
FASTEST LAP											
	22		Nic GRINDROD	Pickup Sport 2.0L	7	40.245			132.29 mph	212.91 kph	

Weather / Track : Sunny / Dry
 These results are provisional until the conclusion of any judicial and technical matters.

Rockingham
 Circuit Length = 1.4790 miles
 Start: 12:26 End: 12:51

Clerk of Course :	Timekeeper :
-------------------	--------------

Pickup Truck Championship
RACE 9 - LAP CHART

Lap 1			Lap 2			Lap 3			Lap 4			Lap 5		
No	Behind	Laptime	No	Behind	Laptime	No	Behind	Laptime	No	Behind	Laptime	No	Behind	Laptime
6		44.189	15		42.284	15		41.210	15		40.997	15		41.079
3	0.169	44.189	2	0.325	42.664	2	0.457	41.342	2	0.570	41.110	16	1.004	40.965
2	0.329	44.109	3	0.513	43.012	22	1.106	41.635	22	1.087	40.978	2	1.020	41.529
15	0.384	43.688	63	0.679	42.938	3	1.262	41.959	16	1.118	40.777	54	1.138	40.952
63	0.409	44.207	22	0.681	42.799	16	1.338	41.631	54	1.265	40.619	22	1.439	41.431
22	0.550	44.065	16	0.917	42.898	63	1.595	42.126	63	2.036	41.438	63	2.225	41.268
16	0.687	44.000	54	1.095	42.063	54	1.643	41.758	4	2.135	41.330	4	2.267	41.211
37	1.253	45.499	6	1.157	43.825	4	1.802	41.731	9	2.296	41.378	9	2.299	41.082
98	1.346	45.014	98	1.226	42.548	98	1.815	41.799	93	2.684	41.431	93	2.418	40.813
9	1.679	44.682	4	1.281	42.071	9	1.915	41.720	3	2.727	42.462	3	3.276	41.628
54	1.700	44.846	9	1.405	42.394	24	2.093	41.713	98	2.883	42.065	98	3.373	41.569
4	1.878	45.487	24	1.590	42.096	93	2.250	41.813	24	3.535	42.439	24	3.477	41.021
24	2.162	46.192	93	1.647	41.950	37	3.607	42.811	37	4.748	42.138	7	5.613	41.934
93	2.365	45.818	7	2.002	42.259	7	4.104	43.312	7	4.758	41.651	37	6.013	42.344
7	2.411	45.409	37	2.006	43.421	6	4.706	44.759	6	4.905	41.196	6	6.227	42.401
14	2.738	45.386	14	3.627	43.557	46	6.368	43.599	46	8.773	43.402	46	11.166	43.472
46	3.229	45.482	46	3.979	43.418	14	6.967	44.550	14	10.298	44.328	14	13.817	44.598

Rockingham
Circuit Length = 1.4790 miles
Start: 12:26 End: 12:51

Pickup Truck Championship

RACE 9 - LAP CHART

Lap 6			Lap 7			Lap 8			Lap 9			Lap 10		
No	Behind	Laptime	No	Behind	Laptime	No	Behind	Laptime	No	Behind	Laptime	No	Behind	Laptime
15		41.165	15		41.177	54		41.066	16		41.722	16		41.008
54	0.745	40.772	54	0.072	40.504	15	0.056	41.194	15	0.322	42.060	15	0.111	40.797
16	1.187	41.348	16	0.411	40.401	16	0.072	40.799	22	0.495	42.018	22	0.234	40.747
22	1.559	41.285	22	0.627	40.245	22	0.271	40.782	54	0.654	42.448	54	0.425	40.779
2	2.005	42.150	2	1.977	41.149	93	2.307	41.217	93	1.241	40.728	93	0.789	40.556
93	2.724	41.471	93	2.228	40.681	9	2.430	41.213	9	1.401	40.765	9	0.889	40.496
63	2.911	41.851	9	2.355	40.596	2	2.677	41.838	4	2.278	41.081	2	3.755	42.480
9	2.936	41.802	4	2.973	41.117	4	2.991	41.156	2	2.283	41.400	63	3.788	42.277
4	3.033	41.931	63	2.973	41.239	63	3.222	41.387	63	2.519	41.091	98	3.886	42.194
98	3.203	40.995	98	3.127	41.101	98	3.359	41.370	98	2.700	41.135	24	4.074	42.234
24	3.414	41.102	24	3.675	41.438	24	3.552	41.015	24	2.848	41.090	4	4.080	42.810
3	4.038	41.927	3	4.360	41.499	3	4.790	41.568	3	4.703	41.707	3	5.535	41.840
7	5.840	41.392	7	6.222	41.559	7	7.049	41.965	7	7.201	41.946	7	7.941	41.748
37	6.702	41.854	37	8.921	43.396	37	10.252	42.469	37	11.344	42.886	37	13.495	43.159
6	6.808	41.746	6	9.685	44.054	6	11.313	42.766	6	14.161	44.642	46	25.528	44.045
46	14.029	44.028	46	17.192	44.340	46	20.262	44.208	46	22.491	44.023	14	34.473	45.901
14	17.246	44.594	14	21.032	44.963	14	25.166	45.272	14	29.580	46.208			

Pickup Truck Championship
RACE 9 - LAP CHART

Lap 11			Lap 12			Lap 13			Lap 14			Lap 15		
No	Behind	Laptime	No	Behind	Laptime	No	Behind	Laptime	No	Behind	Laptime	No	Behind	Laptime
16		40.914	16		40.925	16		40.847	15		40.896	15		41.143
15	0.181	40.984	15	0.159	40.903	15	0.129	40.817	16	0.172	41.197	16	0.062	41.033
22	0.309	40.989	22	0.326	40.942	22	0.303	40.824	22	0.334	41.056	22	0.298	41.107
54	0.442	40.931	54	0.504	40.987	54	0.601	40.944	54	0.549	40.973	54	0.352	40.946
93	0.657	40.782	93	0.731	40.999	93	1.019	41.135	93	0.888	40.894	93	0.740	40.995
9	0.820	40.845	9	1.012	41.117	9	1.266	41.101	9	1.043	40.802	9	0.860	40.960
63	5.885	43.011	63	6.935	41.975	14	1 LAP	46.255	14	1 LAP	46.097	6	4 LAPS	50.788
98	5.999	43.027	98	7.098	42.024	63	7.943	41.855	63	8.851	41.933	63	9.880	42.172
4	6.283	43.117	4	7.125	41.767	4	8.076	41.798	4	8.936	41.885	4	9.999	42.206
2	6.310	43.469	2	7.614	42.229	98	8.207	41.956	98	9.193	42.011	24	10.164	41.943
24	6.510	43.350	24	7.702	42.117	2	8.304	41.537	24	9.364	41.905	98	10.474	42.424
3	6.727	42.106	3	8.081	42.279	24	8.484	41.629	2	9.534	42.255	2	10.480	42.089
7	8.760	41.733	7	9.436	41.601	3	8.794	41.560	3	9.702	41.933	3	10.753	42.194
37	15.722	43.141	37	18.226	43.429	7	10.416	41.827	7	11.120	41.729	7	12.322	42.345
46	28.900	44.286	46	31.993	44.018	37	20.525	43.146	37	22.418	42.918	14	1 LAP	47.442
14	39.257	45.698				6	3 LAPS	3:02.940	46	40.713	46.448	37	23.896	42.621
						46	35.290	44.144						

Pickup Truck Championship

RACE 9 - LAP CHART

Lap 16			Lap 17			Lap 18			Lap 19			Lap 20		
No	Behind	Laptime	No	Behind	Laptime	No	Behind	Laptime	No	Behind	Laptime	No	Behind	Laptime
16		41.593	16		40.856	15		41.153	15		41.125	15		40.823
15	0.139	41.794	15	0.116	40.833	22	0.122	41.119	22	0.142	41.145	22	0.138	40.819
22	0.277	41.634	22	0.272	40.851	16	0.344	41.613	93	0.391	41.155	93	0.463	40.895
54	0.487	41.790	54	0.437	40.806	93	0.361	41.025	9	0.502	41.178	9	0.538	40.859
93	0.716	41.631	93	0.605	40.745	9	0.449	40.937	16	0.859	41.640	16	0.843	40.807
9	0.947	41.742	9	0.781	40.690	54	0.675	41.507	54	1.268	41.718	54	1.168	40.723
6	4 LAPS	42.674	6	4 LAPS	42.750	63	11.398	41.996	63	12.050	41.777	63	12.941	41.714
46	1 LAP	45.945	46	1 LAP	43.979	24	11.560	41.881	24	12.217	41.782	24	13.112	41.718
63	9.905	41.680	63	10.671	41.622	46	1 LAP	45.962	4	12.383	41.704	4	13.173	41.613
4	10.034	41.690	4	10.888	41.710	4	11.804	42.185	2	12.477	41.641	2	13.412	41.758
24	10.206	41.697	24	10.948	41.598	2	11.961	41.937	98	12.615	41.669	98	13.545	41.753
98	10.413	41.594	98	11.241	41.684	98	12.071	42.099	3	12.993	41.824	3	14.023	41.853
2	10.522	41.697	2	11.293	41.627	3	12.294	42.049	7	13.252	41.878	7	14.396	41.967
3	10.723	41.625	3	11.514	41.647	7	12.499	41.455	46	1 LAP	45.244	46	1 LAP	43.836
7	11.901	41.234	7	12.313	41.268	37	29.034	43.586	37	31.070	43.161	37	33.276	43.029
14	1 LAP	46.087	14	1 LAP	45.893	14	1 LAP	46.816	14	1 LAP	46.875			
37	24.973	42.732	37	26.717	42.600									

Pickup Truck Championship

RACE 9 - LAP CHART

Lap 21			Lap 22			Lap 23			Lap 24			Lap 25		
No	Behind	Laptime	No	Behind	Laptime	No	Behind	Laptime	No	Behind	Laptime	No	Behind	Laptime
15		40.952	22		41.077	93		41.586	93		41.341	93		40.988
22	0.114	40.928	15	0.012	41.203	9	0.076	41.445	9	0.108	41.373	9	0.115	40.995
93	0.542	41.031	93	0.099	40.748	22	0.260	41.945	16	0.366	41.393	16	0.221	40.843
9	0.779	41.193	9	0.316	40.728	16	0.314	41.399	54	0.574	41.288	54	0.361	40.775
16	1.244	41.353	16	0.600	40.547	54	0.627	41.339	22	0.737	41.818	15	0.652	40.881
54	1.389	41.173	54	0.973	40.775	15	0.684	42.357	15	0.759	41.416	22	0.760	41.011
14	2 LAPS	48.038	14	2 LAPS	47.475	63	14.487	41.650	6	9 LAPS	50.238	6	9 LAPS	42.982
63	14.021	42.032	63	14.522	41.692	14	2 LAPS	47.830	63	14.833	41.687	63	16.247	42.402
24	14.701	42.541	24	15.004	41.494	24	14.651	41.332	24	14.973	41.663	24	16.278	42.293
4	14.714	42.493	4	15.214	41.691	4	14.784	41.255	4	15.116	41.673	4	16.331	42.203
2	14.968	42.508	2	15.321	41.544	2	14.963	41.327	98	15.442	41.578	98	16.527	42.073
98	15.107	42.514	98	15.490	41.574	98	15.205	41.400	2	15.482	41.860	2	16.644	42.150
3	15.242	42.171	3	15.812	41.761	3	15.490	41.363	3	16.463	42.314	3	16.890	41.415
7	15.383	41.939	7	16.038	41.846	7	15.732	41.379	7	16.671	42.280	7	17.017	41.334
46	1 LAP	44.245	46	1 LAP	44.140	46	1 LAP	44.474	14	2 LAPS	47.620	14	2 LAPS	48.001
37	35.336	43.012	6	8 LAPS	3:57.021	37	38.707	43.150	46	1 LAP	44.248	46	1 LAP	44.367
			37	37.242	43.097				37	40.414	43.048			

Pickup Truck Championship

RACE 9 - LAP CHART

Lap 26			Lap 27			Lap 28			Lap 29			Lap 30		
No	Behind	Laptime	No	Behind	Laptime	No	Behind	Laptime	No	Behind	Laptime	No	Behind	Laptime
93		41.718	54		41.596	54		40.493	54		40.628	54		40.626
9	0.156	41.759	16	0.124	41.626	16	0.274	40.643	16	0.139	40.493	16	0.077	40.564
54	0.279	41.636	22	0.352	41.640	22	0.701	40.842	22	0.808	40.735	22	1.038	40.856
16	0.373	41.870	93	0.988	42.863	15	1.740	41.222	15	2.025	40.913	15	2.096	40.697
22	0.587	41.545	15	1.011	42.042	14	3 LAPS	50.042	9	2.699	40.973	9	3.055	40.982
15	0.844	41.910	9	1.136	42.855	9	2.354	41.711	93	6.012	42.902	93	8.238	42.852
37	1 LAP	44.773	37	1 LAP	42.844	46	2 LAPS	48.181	37	1 LAP	43.831	37	1 LAP	42.885
6	9 LAPS	43.623	24	17.039	41.505	93	3.738	43.243	46	2 LAPS	48.574	46	2 LAPS	44.228
63	17.107	42.578	63	17.051	41.819	37	1 LAP	43.125	14	3 LAPS	49.782	14	3 LAPS	48.752
98	17.218	42.409	98	17.318	41.975	24	18.852	42.306	63	19.967	41.504	63	20.892	41.551
24	17.409	42.849	3	17.717	41.549	63	19.091	42.533	24	20.119	41.895	24	20.990	41.497
4	17.739	43.126	4	17.817	41.953	4	19.655	42.331	4	20.263	41.236	4	21.325	41.688
3	18.043	42.871	2	18.121	41.669	98	19.912	43.087	98	20.423	41.139	98	21.433	41.636
2	18.327	43.401	7	18.166	41.489	3	20.135	42.911	3	21.525	42.018	3	22.511	41.612
7	18.552	43.253				2	20.171	42.543	2	21.587	42.044	2	22.687	41.726
14	2 LAPS	48.287				7	20.289	42.616	7	21.694	42.033	7	22.973	41.905
46	1 LAP	44.162												

Pickup Truck Championship
RACE 9 - LAP CHART

Lap 31			Lap 32			Lap 33			Lap 34			Lap 35		
No	Behind	Laptime	No	Behind	Laptime	No	Behind	Laptime	No	Behind	Laptime	No	Behind	Laptime
54		40.774	54		40.804	54		40.519	54		41.054	54		40.353
16	0.075	40.772	16	0.126	40.855	16	0.101	40.494	16	0.115	41.068	16	0.162	40.400
22	1.444	41.180	22	2.053	41.413	22	3.034	41.500	22	3.443	41.463	22	4.812	41.722
15	2.254	40.932	15	2.338	40.888	15	3.038	41.219	15	3.775	41.791	15	4.923	41.501
9	3.526	41.245	9	3.982	41.260	9	4.798	41.335	9	5.064	41.320	9	6.187	41.476
93	10.909	43.445	93	13.357	43.252	93	16.086	43.248	14	4 LAPS	51.338	14	4 LAPS	48.755
37	1 LAP	42.954	37	1 LAP	42.764	37	1 LAP	42.549	93	18.426	43.394	37	1 LAP	44.100
46	2 LAPS	43.773	46	2 LAPS	45.421	63	24.021	41.834	37	1 LAP	42.470	93	24.035	45.962
63	22.087	41.969	63	22.706	41.423	24	24.152	41.826	63	25.328	42.361	4	27.370	42.161
24	22.300	42.084	24	22.845	41.349	4	24.293	41.821	24	25.520	42.422	63	27.381	42.406
4	22.424	41.873	4	22.991	41.371	98	24.557	41.930	4	25.562	42.323	24	27.918	42.751
98	22.603	41.944	98	23.146	41.347	3	25.003	41.954	98	25.636	42.133	3	28.207	42.497
3	23.274	41.537	3	23.568	41.098	2	25.167	41.941	3	26.063	42.114	2	28.446	42.614
2	23.454	41.541	2	23.745	41.095	7	25.782	41.553	2	26.185	42.072	98	28.727	43.444
7	24.133	41.934	7	24.748	41.419	46	2 LAPS	46.146	7	26.320	41.592	7	29.417	43.450
14	3 LAPS	49.504	14	3 LAPS	49.003				46	2 LAPS	43.448	46	2 LAPS	46.369

Rockingham
 Circuit Length = 1.4790 miles
 Start: 12:26 End: 12:51

Weather / Track : Sunny / Dry

Mini Challenge

RACE 10 - CLASSIFICATION

POS	NO	CL	NAME	ENTRY	LAPS	TIME	GAP	DIFF	MPH	BEST	ON
1	12	S	Jack STANFORD	Mini Cooper S	13	20:50.411			72.60	1:35.085	2
2	30	S	Martin DEPPER	Mini Cooper S	13	20:51.360	0.949	0.949	72.55	1:35.063	3
3	7	S	Steve MELI	Mini Cooper S	13	20:54.815	4.404	3.455	72.35	1:35.545	11
4	9	S	Carl BRADLEY	Mini Cooper S	13	20:56.608	6.197	1.793	72.25	1:35.723	11
5	8	S	Andrew BAILEY	Mini Cooper S	13	21:02.294	11.883	5.686	71.92	1:35.827	2
6	66	S	Steven LIQUORISH	Mini Cooper S	13	21:05.250	14.839	2.956	71.75	1:35.983	4
7	69	S	Ant SCRAGG	Mini Cooper S	13	21:10.249	19.838	4.999	71.47	1:35.766	4
8	23	S	Chris PANAYIOTOU	Mini Cooper S	13	21:12.581	22.170	2.332	71.34	1:36.227	3
9	33	CL	Craig DAWSON	Mini Cooper	13	22:25.216	1:34.805	1:12.635	67.49	1:42.510	4
10	35	CL	Josh WADDINGTON	Mini Cooper	13	22:30.724	1:40.313	5.508	67.21	1:42.639	2
11	93	CL	Joel WROE-JOHNSON	Mini Cooper	13	22:31.091	1:40.680	0.367	67.19	1:42.551	5
12	31	CL	Keith ISSATT	Mini Cooper	13	22:35.788	1:45.377	4.697	66.96	1:42.788	2
13	20	CL	Graham PARSONS	Mini Cooper	12	20:50.993	1 lap	1 lap	66.99	1:42.609	5
14	79	CL	Aston BLAKE	Mini Cooper	12	20:56.989	1 lap	5.996	66.67	1:43.114	4
15	42	CL	Dawn BOYD	Mini Cooper	12	20:59.603	1 lap	2.614	66.53	1:43.004	2
16	19	CL	Sarah PARSONS	Mini Cooper	12	21:04.357	1 lap	4.754	66.28	1:43.798	6
17	65	CL	Jason RICHARDSON	Mini Cooper	12	21:05.129	1 lap	0.772	66.24	1:43.541	9
18	76	CL	Peter SLEVIN	Mini Cooper	12	21:05.552	1 lap	0.423	66.22	1:43.370	5
19	18	CL	Nina-jo ATKINSON	Mini Cooper	12	22:02.704	1 lap	57.152	63.36	1:47.914	9

NOT CLASSIFIED

DNF	2	S	Gary KOUNNIS	Mini Cooper S	12	20:49.659	1 lap		67.06	1:36.071	4
DNS	4	CL	Anthony WILLIAMS	Mini Cooper	0						

FASTEST LAP

30	S	Martin DEPPER	Mini Cooper S	3	1:35.063	73.46 mph	118.23 kph
33	CL	Craig DAWSON	Mini Cooper	4	1:42.510	68.12 mph	109.64 kph

Weather / Track : Cloudy / Dry

These results are provisional until the conclusion of any judicial and technical matters.

Rockingham
Circuit Length = 1.9400 miles
Start: 13:42 End: 14:05

Clerk of Course :	Timekeeper :
-------------------	--------------

Mini Challenge

RACE 10 - LAP CHART

Lap 1			Lap 2			Lap 3			Lap 4			Lap 5		
No	Behind	Laptime	No	Behind	Laptime	No	Behind	Laptime	No	Behind	Laptime	No	Behind	Laptime
12		1:39.968	12		1:35.085	12		1:35.253	12		1:35.245	12		1:35.658
30	0.521	1:39.898	30	0.740	1:35.304	30	0.550	1:35.063	30	0.752	1:35.447	30	0.550	1:35.456
7	2.917	1:42.622	7	3.926	1:36.094	7	4.661	1:35.988	7	5.187	1:35.771	7	5.177	1:35.648
9	3.140	1:42.132	9	4.470	1:36.415	9	5.005	1:35.788	9	5.680	1:35.920	9	6.047	1:36.025
2	4.174	1:43.018	8	4.941	1:35.827	8	5.533	1:35.845	8	6.149	1:35.861	8	6.713	1:36.222
8	4.199	1:43.505	2	6.104	1:37.015	66	7.069	1:35.984	66	7.807	1:35.983	66	8.570	1:36.421
23	4.629	1:43.080	66	6.338	1:36.001	69	7.637	1:35.991	69	8.158	1:35.766	69	8.974	1:36.474
69	5.292	1:43.571	69	6.899	1:36.692	2	8.194	1:37.343	2	9.020	1:36.071	2	9.445	1:36.083
66	5.422	1:43.167	23	8.181	1:38.637	23	9.155	1:36.227	23	10.211	1:36.301	23	11.029	1:36.476
33	9.156	1:46.861	33	17.062	1:42.991	33	24.557	1:42.748	33	31.822	1:42.510	33	38.818	1:42.654
93	9.860	1:47.025	93	17.735	1:42.960	35	26.163	1:43.179	35	34.056	1:43.138	35	41.250	1:42.852
35	10.683	1:47.151	35	18.237	1:42.639	93	27.135	1:44.653	93	35.125	1:43.235	93	42.018	1:42.551
31	11.293	1:47.804	31	18.996	1:42.788	31	27.615	1:43.872	31	35.546	1:43.176	31	42.681	1:42.793
20	11.805	1:48.274	20	19.625	1:42.905	20	28.278	1:43.906	20	36.241	1:43.208	20	43.192	1:42.609
42	12.359	1:48.436	42	20.278	1:43.004	42	28.639	1:43.614	42	36.707	1:43.313	42	46.337	1:45.288
79	12.885	1:48.982	79	21.334	1:43.534	79	29.287	1:43.206	79	37.156	1:43.114	79	46.710	1:45.212
76	14.338	1:49.861	76	23.363	1:44.110	76	32.023	1:43.913	76	40.332	1:43.554	76	48.044	1:43.370
19	14.993	1:50.419	19	24.280	1:44.372	19	33.078	1:44.051	19	42.159	1:44.326	19	50.570	1:44.069
65	15.432	1:50.937	65	25.054	1:44.707	65	33.611	1:43.810	65	42.496	1:44.130	65	51.231	1:44.393
18	18.649	1:53.666	18	32.133	1:48.569	18	45.915	1:49.035	18	59.480	1:48.810	18	1:12.143	1:48.321

Mini Challenge

RACE 10 - LAP CHART

Lap 6			Lap 7			Lap 8			Lap 9			Lap 10		
No	Behind	Laptime	No	Behind	Laptime	No	Behind	Laptime	No	Behind	Laptime	No	Behind	Laptime
12		1:35.658	12		1:35.442	12		1:35.556	12		1:35.769	12		1:35.551
30	0.620	1:35.728	30	0.852	1:35.674	30	1.144	1:35.848	30	1.177	1:35.802	30	1.843	1:36.217
7	5.160	1:35.641	7	5.329	1:35.611	18	1 LAP	1:49.435	7	6.209	1:36.097	7	6.316	1:35.658
9	6.253	1:35.864	9	6.695	1:35.884	7	5.881	1:36.108	9	7.144	1:35.855	9	7.497	1:35.904
8	7.171	1:36.116	8	7.737	1:36.008	9	7.058	1:35.919	8	9.476	1:36.574	8	10.129	1:36.204
66	8.942	1:36.030	66	9.932	1:36.432	8	8.671	1:36.490	66	12.098	1:37.325	66	13.155	1:36.608
69	9.471	1:36.155	69	10.614	1:36.585	66	10.542	1:36.166	2	13.648	1:37.552	69	15.658	1:37.115
2	10.285	1:36.498	2	11.061	1:36.218	69	11.619	1:36.561	69	14.094	1:38.244	23	19.109	1:37.233
23	12.339	1:36.968	23	13.867	1:36.970	2	11.865	1:36.360	18	1 LAP	1:49.664	18	1 LAP	1:47.914
33	45.730	1:42.570	33	53.194	1:42.906	23	15.760	1:37.449	23	17.427	1:37.436	33	1:15.055	1:42.966
35	48.997	1:43.405	35	56.485	1:42.930	33	1:00.449	1:42.811	33	1:07.640	1:42.960	2	1:16.295	2:38.198
93	49.446	1:43.086	93	57.349	1:43.345	35	1:04.030	1:43.101	35	1:12.448	1:44.187	35	1:20.152	1:43.255
31	49.904	1:42.881	31	57.990	1:43.528	93	1:04.486	1:42.693	93	1:12.836	1:44.119	93	1:20.581	1:43.296
20	50.546	1:43.012	20	58.464	1:43.360	31	1:05.382	1:42.948	31	1:13.313	1:43.700	31	1:21.292	1:43.530
79	55.720	1:44.668	79	1:03.398	1:43.120	20	1:06.038	1:43.130	20	1:13.916	1:43.647	20	1:21.807	1:43.442
42	57.019	1:46.340	42	1:05.548	1:43.971	79	1:11.382	1:43.540	79	1:19.485	1:43.872	79	1:27.450	1:43.516
76	57.462	1:45.076	76	1:06.937	1:44.917	42	1:13.399	1:43.407	42	1:21.623	1:43.993	42	1:30.053	1:43.981
19	58.710	1:43.798	19	1:07.459	1:44.191	76	1:15.315	1:43.934	76	1:23.420	1:43.874	19	1:33.402	1:45.190
65	59.813	1:44.240	65	1:08.511	1:44.140	19	1:15.723	1:43.820	19	1:23.763	1:43.809	65	1:34.258	1:44.966
18	1:24.881	1:48.396				65	1:17.071	1:44.116	65	1:24.843	1:43.541	76	1:34.871	1:47.002

Mini Challenge

RACE 10 - LAP CHART

Lap 11			Lap 12			Lap 13		
No	Behind	Laptime	No	Behind	Laptime	No	Behind	Laptime
12		1:36.054	12		1:36.662	12		1:36.350
30	1.581	1:35.792	42	1 LAP	1:43.664	20	1 LAP	1:43.836
7	5.807	1:35.545	30	1.562	1:36.643	30	0.949	1:35.737
9	7.166	1:35.723	7	4.829	1:35.684	7	4.404	1:35.925
8	10.539	1:36.464	19	1 LAP	1:45.018	9	6.197	1:36.153
66	13.727	1:36.626	65	1 LAP	1:44.792	79	1 LAP	1:44.174
69	17.330	1:37.726	9	6.394	1:35.890	42	1 LAP	1:44.541
23	20.514	1:37.459	76	1 LAP	1:45.004	8	11.883	1:37.634
18	1 LAP	1:53.668	8	10.599	1:36.722	19	1 LAP	1:44.592
33	1:21.778	1:42.777	66	14.445	1:37.380	65	1 LAP	1:44.734
2	1:25.114	1:44.873	69	18.736	1:38.068	66	14.839	1:36.744
35	1:26.981	1:42.883	23	21.193	1:37.341	76	1 LAP	1:44.332
93	1:27.339	1:42.812	18	1 LAP	1:48.121	69	19.838	1:37.452
31	1:29.141	1:43.903	33	1:28.144	1:43.028	23	22.170	1:37.327
20	1:29.758	1:44.005	35	1:33.293	1:42.974	18	1 LAP	1:49.994
79	1:35.416	1:44.020	93	1:33.793	1:43.116	33	1:34.805	1:43.011
			2	1:35.598	1:47.146	35	1:40.313	1:43.370
			31	1:36.289	1:43.810	93	1:40.680	1:43.237
						31	1:45.377	1:45.438

BARC Dunlop Sport Maxx Cup

RACE 11 - CLASSIFICATION

POS	NO	CL	NAME	NAT	ENTRY	LAPS	TIME	GAP	DIFF	MPH	BEST	ON
1	22	A	Simon SHAW		Vauxhall Astra VXR	27	45:13.710			69.48	1:36.512	10
2	9	A	John ALLISON		Vauxhall Astra VXR	27	45:22.333	8.623	8.623	69.26	1:36.661	11
3	8	A	Martin WALLBANK		Vauxhall Astra VXR	27	45:55.003	41.293	32.670	68.44	1:37.319	2
4	25	A	SCHLOMER/ORDONEZ		Nissan 350Z	27	46:15.165	1:01.455	20.162	67.94	1:37.137	25
5	6	A	Gareth DOWNING		BMW 120D	27	46:46.882	1:33.172	31.717	67.18	1:39.558	18
6	33	B	Leyton CLARKE		Vauxhall Corsa	26	45:31.390	1 lap	1 lap	66.47	1:40.303	2
7	7	A	WYHINNY/WYHINNY		SEAT Leon Cupra	26	45:46.737	1 lap	15.347	66.10	1:40.110	3
8	13	A	Shawn TAYLOR		Ford Focus	26	45:57.673	1 lap	10.936	65.84	1:40.931	18
9	57	B	Mark WEIDNER		MG ZR	26	45:59.225	1 lap	1.552	65.80	1:41.499	21
10	50	B	Roscoe HOWELLS		SEAT Leon FR	26	46:23.144	1 lap	23.919	65.24	1:42.136	18
11	35	B	Jonathan CROUCH		Renault Clio 172	25	45:28.340	2 laps	1 lap	63.99	1:43.601	20
12	63	C	Danial MALONE		Peugeot 106	25	46:33.663	2 laps	1:05.323	62.49	1:46.548	10
13	68	C	WOOD/HAYMAN		Fiat Punto HGT	25	46:44.507	2 laps	10.844	62.25	1:47.684	2
14	69	C	Simon HOLLOWAY		VW Lupo Gti	25	47:00.429	2 laps	15.922	61.90	1:46.998	24
15	70	C	COSTORPHINE/KERSHAW		Honda Civic Hybrid	23	45:34.975	4 laps	2 laps	58.73	1:53.550	2
NOT CLASSIFIED												
DNC	3	A	WEIDNER/EDWARDS		Ford Focus ST	7	11:57.655	20 laps	16 laps	68.12	1:39.392	2
DNC	2	A	Simon GUSTERSON		Renault Megane R26 230	3	5:03.890	24 laps	4 laps	68.94	1:37.796	2
FASTEST LAP												
	22	A	Simon SHAW		Vauxhall Astra VXR	10	1:36.512		72.36 mph		116.45 kph	
	33	B	Leyton CLARKE		Vauxhall Corsa	2	1:40.303		69.62 mph		112.05 kph	
	63	C	Danial MALONE		Peugeot 106	10	1:46.548		65.54 mph		105.48 kph	

Weather / Track : Cloudy / Dry

These results are provisional until the conclusion of any judicial and technical matters.

Rockingham
Circuit Length = 1.9400 miles
Start: 14:19 End: 15:06

Clerk of Course :		Timekeeper :
-------------------	--	--------------

BARC Dunlop Sport Maxx Cup
RACE 11 - LAP CHART

Lap 1			Lap 2			Lap 3			Lap 4			Lap 5		
No	Behind	Laptime	No	Behind	Laptime	No	Behind	Laptime	No	Behind	Laptime	No	Behind	Laptime
22		1:40.629	22		1:36.662	22		1:37.504	22		1:40.960	22		1:44.395
9	1.507	1:41.820	9	1.610	1:36.765	9	1.445	1:37.339	9	1.334	1:40.849	9	1.084	1:44.145
8	2.125	1:41.953	8	2.782	1:37.319	8	3.664	1:38.386	8	5.077	1:42.373	8	5.472	1:44.790
3	3.127	1:42.746	2	5.175	1:37.796	2	6.735	1:39.064	3	9.711	1:42.882	3	11.699	1:46.383
2	4.041	1:44.035	3	5.857	1:39.392	3	7.789	1:39.436	7	19.633	1:47.519	7	22.071	1:46.833
6	5.837	1:44.624	7	10.468	1:40.544	7	13.074	1:40.110	6	20.063	1:46.612	6	23.658	1:47.990
7	6.586	1:44.942	6	10.949	1:41.774	6	14.411	1:40.966	33	20.151	1:46.030	33	24.310	1:48.554
13	7.650	1:45.496	33	11.623	1:40.303	33	15.081	1:40.962	25	23.885	1:46.028	25	28.672	1:49.182
33	7.982	1:46.847	25	14.258	1:42.303	25	18.817	1:42.063	13	27.570	1:47.132	13	31.975	1:48.800
57	8.535	1:46.148	13	14.770	1:43.782	13	21.398	1:44.132	57	28.806	1:48.233	57	32.450	1:48.039
25	8.617	1:46.756	57	15.603	1:43.730	57	21.533	1:43.434	50	31.175	1:46.380	50	34.532	1:47.752
50	12.925	1:50.097	50	19.800	1:43.537	50	25.755	1:43.459	35	47.563	1:51.084	35	54.858	1:51.690
68	14.839	1:51.888	68	25.861	1:47.684	68	37.160	1:48.803	68	48.927	1:52.727	68	59.376	1:54.844
63	15.890	1:52.499	35	26.508	1:46.993	35	37.439	1:48.435	63	49.428	1:51.637	69	1:08.071	1:56.944
35	16.177	1:50.197	63	27.765	1:48.537	63	38.751	1:48.490	69	55.522	1:55.372	63	1:14.344	2:09.311
69	17.167	1:54.528	69	29.317	1:48.812	69	41.110	1:49.297	70	1:14.502	1:58.433	70	1:28.687	1:58.580
70	22.140	1:57.556	70	39.028	1:53.550	70	57.029	1:55.505						

BARC Dunlop Sport Maxx Cup
RACE 11 - LAP CHART

Lap 6			Lap 7			Lap 8			Lap 9			Lap 10		
No	Behind	Laptime	No	Behind	Laptime	No	Behind	Laptime	No	Behind	Laptime	No	Behind	Laptime
22		1:42.277	22		1:39.027	22		1:37.740	22		1:37.103	22		1:36.512
9	1.609	1:42.802	9	1.552	1:38.970	9	1.232	1:37.420	63	1 LAP	1:47.112	9	1.990	1:37.435
8	6.103	1:42.908	70	1 LAP	1:58.160	8	5.736	1:37.450	9	1.067	1:36.938	68	1 LAP	1:48.342
3	12.367	1:42.945	8	6.026	1:38.950	70	1 LAP	1:53.871	69	1 LAP	1:50.285	8	8.769	1:38.465
7	24.103	1:44.309	3	13.841	1:40.501	7	29.765	1:41.012	8	6.816	1:38.183	63	1 LAP	1:47.678
6	25.698	1:44.317	7	26.493	1:41.417	6	30.691	1:40.697	6	33.502	1:39.914	69	1 LAP	1:49.359
33	26.797	1:44.764	6	27.734	1:41.063	33	34.319	1:41.720	7	35.970	1:43.308	25	1 LAP	2:55.061
25	31.603	1:45.208	33	30.339	1:42.569	25	37.166	1:40.848	33	37.990	1:40.774	6	36.919	1:39.929
13	35.241	1:45.543	25	34.058	1:41.482	13	46.035	1:43.543	70	1 LAP	1:54.082	7	40.094	1:40.636
50	37.204	1:44.949	13	40.232	1:44.018	57	46.486	1:43.406	13	51.343	1:42.411	33	42.709	1:41.231
57	37.865	1:47.692	57	40.820	1:41.982	50	48.739	1:43.379	57	51.722	1:42.339	70	1 LAP	1:53.756
35	1:00.272	1:47.691	50	43.100	1:44.923	35	1:14.691	1:45.394	50	54.352	1:42.716	13	57.809	1:42.978
68	1:08.254	1:51.155	35	1:07.037	1:45.792	68	1:27.834	1:47.911	35	1:22.706	1:45.118	57	58.324	1:43.114
69	1:18.092	1:52.298	68	1:17.663	1:48.436							35	1:31.469	1:45.275
63	1:20.640	1:48.573	69	1:27.583	1:48.518									
			63	1:28.176	1:46.563									

BARC Dunlop Sport Maxx Cup
RACE 11 - LAP CHART

Lap 11			Lap 12			Lap 13			Lap 14			Lap 15		
No	Behind	Laptime	No	Behind	Laptime	No	Behind	Laptime	No	Behind	Laptime	No	Behind	Laptime
22		1:36.522	22		1:36.600	22		1:36.975	9		1:38.149	9		1:38.930
9	2.129	1:36.661	9	2.775	1:37.246	9	3.058	1:37.258	63	2 LAPS	1:48.768	63	2 LAPS	1:47.433
8	10.897	1:38.650	35	1 LAP	1:48.662	35	1 LAP	1:44.801	33	1 LAP	1:41.016	6	1 LAP	2:49.010
68	1 LAP	1:48.575	25	1 LAP	1:38.708	33	1 LAP	2:44.801	25	1 LAP	1:38.120	33	1 LAP	1:41.252
25	1 LAP	1:39.413	68	1 LAP	1:47.971	7	1 LAP	2:54.236	69	2 LAPS	3:01.711	25	1 LAP	1:38.355
63	1 LAP	1:46.548	50	1 LAP	1:43.276	25	1 LAP	1:38.246	35	1 LAP	1:51.524	7	1 LAP	1:43.223
69	1 LAP	1:48.608	57	1 LAP	2:49.960	68	1 LAP	1:48.560	7	1 LAP	1:44.478	69	2 LAPS	1:49.836
50	1 LAP	2:46.933	69	1 LAP	1:49.407	57	1 LAP	1:40.896	57	1 LAP	1:42.287	57	1 LAP	1:41.552
6	40.320	1:39.923	13	1 LAP	2:56.235	50	1 LAP	1:42.831	50	1 LAP	1:43.682	50	1 LAP	1:43.803
7	43.796	1:40.224	6	43.881	1:40.161	13	1 LAP	1:41.701	68	1 LAP	1:50.612	13	1 LAP	1:41.794
33	47.571	1:41.384	8	1:17.862	2:43.565	6	48.321	1:41.415	13	1 LAP	1:42.537	22	57.725	1:03.925
70	1 LAP	1:54.394	63	1 LAP	2:51.447	70	2 LAPS	3:02.754	8	1:15.714	1:38.911	8	1:15.725	1:38.941
						8	1:18.010	1:37.123	70	2 LAPS	1:55.067	35	1 LAP	2:44.552
									22	1:32.730	3:13.937	70	2 LAPS	1:55.320

BARC Dunlop Sport Maxx Cup
RACE 11 - LAP CHART

Lap 16			Lap 17			Lap 18			Lap 19			Lap 20		
No	Behind	Laptime	No	Behind	Laptime	No	Behind	Laptime	No	Behind	Laptime	No	Behind	Laptime
9		1:38.976	22		1:36.862	22		1:36.945	22		1:37.578	22		1:37.572
6	1 LAP	1:39.025	69	2 LAPS	1:49.170	9	8.138	1:36.722	68	2 LAPS	1:49.960	7	1 LAP	1:43.310
25	1 LAP	1:37.431	50	1 LAP	1:43.142	13	1 LAP	1:43.122	9	7.945	1:37.385	9	8.398	1:38.025
33	1 LAP	1:41.566	13	1 LAP	1:42.665	50	1 LAP	1:44.324	57	1 LAP	1:47.109	63	2 LAPS	1:47.778
63	2 LAPS	1:47.217	9	8.361	2:41.003	69	2 LAPS	1:48.066	13	1 LAP	1:40.931	70	3 LAPS	1:57.201
68	2 LAPS	2:56.346	8	21.445	1:38.762	8	23.210	1:38.710	50	1 LAP	1:42.136	57	1 LAP	1:42.637
7	1 LAP	1:42.109	35	1 LAP	1:45.122	35	1 LAP	1:44.787	69	2 LAPS	1:47.069	13	1 LAP	1:41.889
57	1 LAP	1:41.721	25	1:02.607	1:37.982	25	1:02.823	1:37.161	8	24.871	1:39.239	68	2 LAPS	1:49.904
69	2 LAPS	1:49.351	6	1:04.874	1:40.413	6	1:07.487	1:39.558	35	1 LAP	1:43.808	8	28.207	1:40.908
50	1 LAP	1:43.223	33	1:12.350	1:40.399	33	1:15.759	1:40.354	25	1:02.487	1:37.242	50	1 LAP	1:55.393
13	1 LAP	1:42.237	70	2 LAPS	1:56.517	70	2 LAPS	1:54.012	6	1:09.918	1:40.009	69	2 LAPS	1:49.323
22	55.780	1:37.031	63	1 LAP	1:47.221	7	1:33.562	1:42.671	33	1:23.716	1:45.535	25	1:02.542	1:37.627
8	1:15.325	1:38.576	7	1:27.836	1:42.832	63	1 LAP	1:47.948				35	1 LAP	1:44.046
35	1 LAP	1:43.906	68	1 LAP	1:49.699							6	1:12.452	1:40.106
70	2 LAPS	1:54.758	57	1:36.624	1:42.210							33	1:27.621	1:41.477
6	1:57.103	1:39.860												
25	1:57.267	1:37.592												

BARC Dunlop Sport Maxx Cup
RACE 11 - LAP CHART

Lap 21			Lap 22			Lap 23			Lap 24			Lap 25		
No	Behind	Laptime	No	Behind	Laptime	No	Behind	Laptime	No	Behind	Laptime	No	Behind	Laptime
22		1:37.605	22		1:37.903	22		1:37.392	22		1:38.066	22		1:37.671
7	1 LAP	1:42.540	9	8.103	1:37.544	33	1 LAP	1:42.155	33	1 LAP	1:41.342	9	8.636	1:37.609
9	8.462	1:37.669	7	1 LAP	1:43.252	9	8.942	1:38.231	9	8.698	1:37.822	33	1 LAP	1:42.037
57	1 LAP	1:42.283	57	1 LAP	1:41.499	7	1 LAP	1:42.037	7	1 LAP	1:43.252	7	1 LAP	1:42.046
63	2 LAPS	1:47.705	13	1 LAP	1:41.004	57	1 LAP	1:41.973	13	1 LAP	1:41.875	13	1 LAP	1:42.049
13	1 LAP	1:41.368	63	2 LAPS	1:47.988	13	1 LAP	1:41.821	57	1 LAP	1:43.570	57	1 LAP	1:41.932
68	2 LAPS	1:47.714	8	31.925	1:39.879	8	34.043	1:39.510	8	35.532	1:39.555	8	37.341	1:39.480
70	3 LAPS	1:54.792	68	2 LAPS	1:48.315	63	2 LAPS	1:47.979	63	2 LAPS	1:47.640	50	1 LAP	1:43.217
8	29.949	1:39.347	50	1 LAP	1:42.746	50	1 LAP	1:42.887	50	1 LAP	1:42.686	63	2 LAPS	1:46.913
50	1 LAP	1:43.074	70	3 LAPS	1:54.309	68	2 LAPS	1:47.969	68	2 LAPS	1:47.894	25	1:01.386	1:37.137
69	2 LAPS	1:47.343	69	2 LAPS	1:47.810	25	1:02.632	1:38.022	25	1:01.920	1:37.354	68	2 LAPS	1:47.786
25	1:02.426	1:37.489	25	1:02.002	1:37.479	69	2 LAPS	1:49.004	69	2 LAPS	1:47.709	69	2 LAPS	1:47.935
35	1 LAP	1:43.601	6	1:19.030	1:41.234	70	3 LAPS	1:58.522	70	3 LAPS	1:53.820	6	1:25.874	1:40.121
6	1:15.699	1:40.852	35	1 LAP	1:46.046	6	1:21.576	1:39.938	6	1:23.424	1:39.914			
33	1:36.443	1:46.427				35	1 LAP	1:44.252	35	1 LAP	1:44.578			

BARC Dunlop Sport Maxx Cup
RACE 11 - LAP CHART

Lap 26			Lap 27		
No	Behind	Laptime	No	Behind	Laptime
22		1:37.705	22		1:38.252
70	4 LAPS	1:54.153	9	8.623	1:38.148
35	2 LAPS	1:45.249	35	2 LAPS	1:46.768
9	8.727	1:37.796	33	1 LAP	1:40.957
33	1 LAP	1:41.735	70	4 LAPS	1:58.290
7	1 LAP	1:41.603	7	1 LAP	1:41.169
8	39.353	1:39.717	8	41.293	1:40.192
13	1 LAP	1:41.983	13	1 LAP	1:41.484
57	1 LAP	1:42.091	57	1 LAP	1:42.486
25	1:02.211	1:38.530	25	1:01.455	1:37.496
50	1 LAP	1:43.593	50	1 LAP	1:43.189
63	2 LAPS	1:48.174	63	2 LAPS	1:49.022
68	2 LAPS	1:48.004	68	2 LAPS	1:48.954
6	1:28.414	1:40.245	6	1:33.172	1:43.010
69	2 LAPS	1:46.998	69	2 LAPS	1:50.048

Weather / Track : Cloudy / Dry

www.tsl-timing.com

Rockingham
 Circuit Length = 1.9400 miles
 Start: 14:19 End: 15:06

Dunlop Radical UK Cup

RACE 12 - CLASSIFICATION

POS	NO	CL	NAME	ENTRY	LAPS	TIME	GAP	DIFF	MPH	BEST	ON
1	71	SS	Jamie PATTERSON	Radical PR6	34	48:25.658			81.72	1:18.824	23
2	2	MA	JOHNSTON/MOSELEY	Radical SR8	34	48:26.059	0.401	0.401	81.70	1:17.992	29
3	25	MA	Cameron MACDONALD	Radical SR8	34	48:27.236	1.578	1.177	81.67	1:18.731	4
4	46	SS	FERGUSON/ALLEN	Radical SR3	34	48:30.860	5.202	3.624	81.57	1:19.024	15
5	69	SS	DOLAN/HANCOCK	Radical SR3	34	48:31.506	5.848	0.646	81.55	1:18.944	30
6	91	SS	Gary KANE	Radical SR4	34	48:32.247	6.589	0.741	81.53	1:20.287	19
7	14	SS	BROMILEY/WHELDON	Radical SR3	34	48:32.762	7.104	0.515	81.52	1:19.519	22
8	22	SS	Ian SIMMONDS	Radical SR3	34	48:33.041	7.383	0.279	81.51	1:21.177	28
9	26	SS	FERGUSON/REDWOOD	Radical SR3	34	48:33.089	7.431	0.048	81.51	1:19.579	24
10	6	SS	BANHAM/GREENSALL	Radical SR5	33	48:28.971	1 lap	1 lap	79.22	1:19.162	25
11	27	MA	JACKSON/JACKSON	Radical SR8	33	48:29.764	1 lap	0.793	79.20	1:17.449	7
12	88	MA	WOODWARD/KAISER	Radical SR8	31	41:36.379	3 laps	2 laps	86.72	1:15.775	20
13	43	SS	COOK/MALLET	Radical SR3	29	42:15.970	5 laps	2 laps	79.86	1:23.392	12
NOT CLASSIFIED											
DNC	1	SS	LADIMAN/KAPADIA	Radical SR3	12	16:12.262	22 laps	17 laps	86.19	1:19.611	3
DNC	5	MA	HALL/OSBORN	Radical SR8	6	8:13.545	28 laps	6 laps	84.90	1:20.174	3
DNS	61	SS	Manhal ALLOS	Radical SR3	0						
FASTEST LAP											
	71	SS	Jamie PATTERSON	Radical PR6	23	1:18.824			88.60 mph	142.59 kph	
	88	MA	WOODWARD/KAISER	Radical SR8	20	1:15.775			92.16 mph	148.32 kph	

Weather / Track : Cloudy / Dry

These results are provisional until the conclusion of any judicial and technical matters.

Rockingham
Circuit Length = 1.9400 miles
Start: 15:19 End: 16:09

Clerk of Course :	Timekeeper :
-------------------	--------------

Dunlop Radical UK Cup

RACE 12 - LAP CHART

Lap 1			Lap 2			Lap 3			Lap 4			Lap 5		
No	Behind	Laptime	No	Behind	Laptime	No	Behind	Laptime	No	Behind	Laptime	No	Behind	Laptime
2		1:20.697	2		1:19.390	2		1:18.128	2		1:18.789	27		1:18.192
88	0.592	1:21.276	88	0.570	1:19.368	88	0.515	1:18.073	88	0.485	1:18.759	2	1.268	1:20.090
27	1.150	1:21.688	27	0.754	1:18.994	27	0.883	1:18.257	27	0.630	1:18.536	88	1.794	1:20.131
25	2.760	1:23.125	25	2.316	1:18.946	25	3.266	1:19.078	25	3.208	1:18.731	25	3.165	1:18.779
71	3.301	1:23.487	71	3.531	1:19.620	71	5.579	1:20.176	71	6.509	1:19.719	71	7.260	1:19.573
1	3.939	1:23.885	1	4.393	1:19.844	1	5.876	1:19.611	1	8.236	1:21.149	1	10.181	1:20.767
46	5.066	1:25.041	46	5.966	1:20.290	46	7.492	1:19.654	46	8.477	1:19.774	46	10.340	1:20.685
14	6.220	1:25.848	5	7.877	1:20.750	5	9.923	1:20.174	5	12.438	1:21.304	5	14.388	1:20.772
5	6.517	1:25.976	91	8.846	1:20.849	91	11.142	1:20.424	91	12.737	1:20.384	91	15.017	1:21.102
91	7.387	1:27.042	14	9.340	1:22.510	14	12.630	1:21.418	14	16.519	1:22.678	14	19.861	1:22.164
69	7.510	1:27.605	69	10.032	1:21.912	69	13.045	1:21.141	69	16.764	1:22.508	69	20.445	1:22.503
22	9.082	1:28.525	22	12.360	1:22.668	22	15.805	1:21.573	22	18.214	1:21.198	22	21.056	1:21.664
26	9.813	1:29.563	26	14.559	1:24.136	26	19.876	1:23.445	26	24.044	1:22.957	26	28.548	1:23.326
43	10.316	1:29.176	43	16.339	1:25.413	43	22.175	1:23.964	43	27.202	1:23.816	43	32.219	1:23.839
6	11.051	1:29.286	6	17.506	1:25.845	6	23.985	1:24.607	6	28.283	1:23.087	6	32.666	1:23.205

Dunlop Radical UK Cup

RACE 12 - LAP CHART

Lap 6			Lap 7			Lap 8			Lap 9			Lap 10		
No	Behind	Laptime	No	Behind	Laptime	No	Behind	Laptime	No	Behind	Laptime	No	Behind	Laptime
27		1:17.754	27		1:17.449	27		1:17.919	27		1:17.984	27		1:18.092
2	2.656	1:19.142	2	4.231	1:19.024	2	5.791	1:19.479	2	6.465	1:18.658	2	7.410	1:19.037
88	3.024	1:18.984	88	4.696	1:19.121	88	6.017	1:19.240	88	6.742	1:18.709	88	7.612	1:18.962
25	4.274	1:18.863	25	5.591	1:18.766	25	6.740	1:19.068	25	7.695	1:18.939	25	8.430	1:18.827
71	9.426	1:19.920	71	11.833	1:19.856	71	14.540	1:20.626	71	16.416	1:19.860	71	18.325	1:20.001
46	13.473	1:20.887	46	16.466	1:20.442	46	18.918	1:20.371	46	20.617	1:19.683	46	22.195	1:19.670
1	15.092	1:22.665	1	18.984	1:21.341	1	21.422	1:20.357	1	23.466	1:20.028	1	25.231	1:19.857
5	18.614	1:21.980	91	23.682	1:22.253	91	27.064	1:21.301	91	29.703	1:20.623	91	32.566	1:20.955
91	18.878	1:21.615	14	27.426	1:21.316	14	31.136	1:21.629	14	34.201	1:21.049	14	36.565	1:20.456
14	23.559	1:21.452	69	27.983	1:21.433	69	31.747	1:21.683	69	34.714	1:20.951	69	37.486	1:20.864
69	23.999	1:21.308	22	28.956	1:21.429	22	33.444	1:22.407	22	36.955	1:21.495	22	40.553	1:21.690
22	24.976	1:21.674	26	39.357	1:23.132	26	44.335	1:22.897	26	49.394	1:23.043	26	54.617	1:23.315
26	33.674	1:22.880	43	44.887	1:24.232	43	50.490	1:23.522	43	56.913	1:24.407	43	1:02.215	1:23.394
43	38.104	1:23.639	6	45.446	1:24.430	6	51.021	1:23.494	6	58.332	1:25.295	6	1:04.326	1:24.086
6	38.465	1:23.553												

Dunlop Radical UK Cup
RACE 12 - LAP CHART

Lap 11			Lap 12			Lap 13			Lap 14			Lap 15		
No	Behind	Laptime	No	Behind	Laptime	No	Behind	Laptime	No	Behind	Laptime	No	Behind	Laptime
27		1:18.150	27		1:18.265	27		1:18.137	27		1:18.763	27		1:18.818
88	7.799	1:18.337	88	8.252	1:18.718	88	8.167	1:18.052	43	1 LAP	1:24.496	43	1 LAP	1:23.445
2	9.233	1:19.973	2	10.472	1:19.504	2	11.414	1:19.079	88	7.191	1:17.787	88	6.619	1:18.246
25	10.086	1:19.806	25	11.142	1:19.321	25	12.140	1:19.135	2	12.714	1:20.063	2	13.330	1:19.434
71	20.041	1:19.866	71	21.297	1:19.521	71	23.182	1:20.022	25	13.272	1:19.895	25	13.954	1:19.500
46	23.695	1:19.650	46	24.878	1:19.448	46	26.152	1:19.411	6	1 LAP	1:35.675	6	1 LAP	1:24.114
1	27.125	1:20.044	1	29.472	1:20.612	91	40.365	1:20.827	71	24.335	1:19.916	71	25.403	1:19.886
91	34.995	1:20.579	91	37.675	1:20.945	14	44.969	1:21.186	46	26.812	1:19.423	46	27.018	1:19.024
14	39.302	1:20.887	14	41.920	1:20.883	69	46.523	1:22.039	91	41.968	1:20.366	91	43.823	1:20.673
69	40.105	1:20.769	69	42.621	1:20.781	22	52.039	1:22.016	14	47.523	1:21.317	14	49.476	1:20.771
22	44.321	1:21.918	22	48.160	1:22.104	26	1:09.032	1:22.824	69	48.946	1:21.186	69	51.049	1:20.921
26	59.225	1:22.758	26	1:04.345	1:23.385				22	55.150	1:21.874	22	58.669	1:22.337
43	1:07.474	1:23.409	43	1:12.601	1:23.392				26	1:13.270	1:23.001	26	1:17.720	1:23.268
6	1:10.571	1:24.395	6	1:16.355	1:24.049									

Dunlop Radical UK Cup

RACE 12 - LAP CHART

Lap 16			Lap 17			Lap 18			Lap 19			Lap 20		
No	Behind	Laptime	No	Behind	Laptime	No	Behind	Laptime	No	Behind	Laptime	No	Behind	Laptime
27		1:18.313	27		1:19.127	27		2:38.388	88		1:17.301	88		1:15.775
88	7.326	1:19.020	71	27.751	1:19.864	26	1 LAP	1:19.849	27	7.549	1:29.119	26	1 LAP	1:20.382
43	1 LAP	1:24.325	6	1 LAP	1:26.360	88	4.269	1:17.006	71	13.588	1:19.386	27	17.303	1:25.529
2	14.817	1:19.800	14	1 LAP	2:28.718	71	15.772	2:26.409	2	18.180	1:20.249	71	17.415	1:19.602
25	15.464	1:19.823	26	1 LAP	2:39.393	43	1 LAP	1:29.405	25	19.654	1:19.751	2	20.605	1:18.200
71	27.014	1:19.924	88	1:25.651	2:37.452	2	19.501	1:20.228	43	1 LAP	1:25.669	25	23.796	1:19.917
6	1 LAP	1:25.323	43	1 LAP	2:34.987	25	21.473	1:20.522	46	25.498	1:21.581	43	1 LAP	1:24.608
46	28.406	1:19.701	2	1:37.661	2:41.971	46	25.487	1:24.449	6	1 LAP	1:20.182	46	31.350	1:21.627
91	46.034	1:20.524	25	1:39.339	2:43.002	6	1 LAP	2:31.820	91	38.335	1:20.287	6	1 LAP	1:20.626
69	54.588	1:21.852	46	1:39.426	2:30.147	91	39.618	1:19.976	69	42.253	1:19.133	91	43.184	1:20.624
22	1:02.658	1:22.302	91	1:58.030	2:31.123	69	44.690	1:20.912	14	44.479	1:20.484	69	45.518	1:19.040
			14	2:01.765	1:21.011	14	45.565	1:22.188	22	57.728	1:22.630	14	53.473	1:24.769
			69	2:02.166	2:26.705	22	56.668	1:21.942				22	1:04.387	1:22.434
			22	2:13.114	2:29.583	26	1:21.307	1:20.173						

Dunlop Radical UK Cup

RACE 12 - LAP CHART

Lap 21			Lap 22			Lap 23			Lap 24			Lap 25		
No	Behind	Laptime	No	Behind	Laptime	No	Behind	Laptime	No	Behind	Laptime	No	Behind	Laptime
88		1:16.147	88		1:16.199	88		1:17.128	88		1:16.300	88		1:16.951
26	1 LAP	1:19.773	26	1 LAP	1:20.028	26	1 LAP	1:19.715	22	1 LAP	1:21.834	27	1 LAP	1:43.688
71	21.941	1:20.673	71	24.687	1:18.945	71	26.383	1:18.824	26	1 LAP	1:19.864	22	1 LAP	1:21.473
2	23.441	1:18.983	2	26.909	1:19.667	2	28.248	1:18.467	71	28.978	1:18.895	26	1 LAP	1:19.579
25	28.859	1:21.210	25	33.094	1:20.434	25	36.478	1:20.512	2	30.049	1:18.101	71	31.473	1:19.446
27	28.980	1:27.824	6	1 LAP	1:21.564	6	1 LAP	1:19.638	25	40.092	1:19.914	2	32.931	1:19.833
46	36.337	1:21.134	27	42.937	1:30.156	46	47.391	1:21.204	6	1 LAP	1:19.512	25	43.507	1:20.366
6	1 LAP	1:21.213	46	43.315	1:23.177	27	54.182	1:28.373	46	51.800	1:20.709	6	1 LAP	1:19.308
43	1 LAP	1:26.208	43	1 LAP	1:25.502	69	55.206	1:20.484	69	1:00.621	1:21.715	46	55.424	1:20.575
91	47.400	1:20.363	69	51.850	1:19.670	91	56.624	1:21.525	91	1:01.503	1:21.179	69	1:03.159	1:19.489
69	48.379	1:19.008	91	52.227	1:21.026	43	1 LAP	1:25.995	43	1 LAP	1:25.631	91	1:05.204	1:20.652
14	57.809	1:20.483	14	1:01.129	1:19.519	14	1:04.238	1:20.237	14	1:09.503	1:21.565	14	1:14.249	1:21.697
22	1:09.833	1:21.593	22	1:15.969	1:22.335							43	1 LAP	1:24.052

Dunlop Radical UK Cup
RACE 12 - LAP CHART

Lap 26			Lap 27			Lap 28			Lap 29			Lap 30		
No	Behind	Laptime	No	Behind	Laptime	No	Behind	Laptime	No	Behind	Laptime	No	Behind	Laptime
88		1:16.614	88		1:18.300	88		1:16.446	88		1:17.631	88		1:16.448
22	1 LAP	1:23.372	14	1 LAP	1:21.902	14	1 LAP	1:20.405	91	1 LAP	1:22.595	91	1 LAP	1:22.045
27	1 LAP	1:29.920	43	2 LAPS	1:25.183	43	2 LAPS	1:25.341	14	1 LAP	1:20.054	14	1 LAP	1:19.737
26	1 LAP	1:19.926	22	1 LAP	1:22.018	22	1 LAP	1:21.503	43	2 LAPS	1:24.634	43	2 LAPS	1:24.757
71	33.982	1:19.123	26	1 LAP	1:20.400	26	1 LAP	1:19.579	22	1 LAP	1:21.177	22	1 LAP	1:21.322
2	36.474	1:20.157	27	1 LAP	1:30.320	71	37.924	1:19.848	26	1 LAP	1:19.664	26	1 LAP	1:19.635
25	46.262	1:19.369	71	34.522	1:18.840	2	39.556	1:19.327	71	39.559	1:19.266	71	42.688	1:19.577
6	1 LAP	1:19.162	2	36.675	1:18.501	27	1 LAP	1:28.770	2	39.917	1:17.992	2	43.057	1:19.588
46	59.261	1:20.451	25	47.446	1:19.484	25	50.961	1:19.961	27	1 LAP	1:27.680	25	58.375	1:22.143
69	1:06.037	1:19.492	6	1 LAP	1:19.280	6	1 LAP	1:19.236	25	52.680	1:19.350	6	1 LAP	1:19.802
91	1:10.418	1:21.828	46	1:01.539	1:20.578	46	1:05.584	1:20.491	6	1 LAP	1:19.934	27	1 LAP	1:28.062
			69	1:06.738	1:19.001	69	1:09.441	1:19.149	46	1:08.369	1:20.416	46	1:12.480	1:20.559
			91	1:13.717	1:21.599				69	1:11.182	1:19.372	69	1:13.678	1:18.944

Dunlop Radical UK Cup
RACE 12 - LAP CHART

Lap 31			Lap 32			Lap 33			Lap 34		
No	Behind	Laptime	No	Behind	Laptime	No	Behind	Laptime	No	Behind	Laptime
88		1:16.534	71		1:49.465	71		1:33.648	71		2:38.230
91	1 LAP	1:22.132	2	0.396	1:49.153	2	0.772	1:34.024	2	0.401	2:37.859
14	1 LAP	1:21.103	25	9.433	1:41.594	25	6.293	1:30.508	25	1.578	2:33.515
22	1 LAP	1:21.612	6	1 LAP	1:41.853	6	1 LAP	1:30.763	6	1 LAP	2:34.190
26	1 LAP	1:20.413	27	1 LAP	1:44.347	27	1 LAP	1:40.279	27	1 LAP	2:13.516
43	2 LAPS	1:26.341	46	22.702	1:43.815	46	29.237	1:40.183	46	5.202	2:14.195
71	47.936	1:21.782	69	23.338	1:44.004	69	29.735	1:40.045	69	5.848	2:14.343
2	48.644	1:22.121	91	27.971	1:28.743	91	30.042	1:35.719	91	6.589	2:14.777
25	1:05.240	1:23.399	14	28.775	1:29.129	14	31.122	1:35.995	14	7.104	2:14.212
6	1 LAP	1:20.271	22	1:12.035	1:33.676	22	1:08.223	1:29.836	22	7.383	1:37.390
27	1 LAP	1:27.845	26	1:12.425	1:33.772	26	1:08.455	1:29.678	26	7.431	1:37.206
46	1:16.288	1:20.342									
69	1:16.735	1:19.591									
91	1:36.629	1:23.199									
14	1:37.047	1:21.570									
22	2:15.760	1:37.832									

Mini Challenge

RACE 13 - CLASSIFICATION

POS	NO	CL	NAME	ENTRY	LAPS	TIME	GAP	DIFF	MPH	BEST	ON
1	12	S	Jack STANFORD	Mini Cooper S	13	21:00.047			72.05	1:35.293	5
2	30	S	Martin DEPPER	Mini Cooper S	13	21:05.458	5.411	5.411	71.74	1:35.443	7
3	7	S	Steve MELI	Mini Cooper S	13	21:06.800	6.753	1.342	71.66	1:35.524	4
4	66	S	Steven LIQUORISH	Mini Cooper S	13	21:14.641	14.594	7.841	71.22	1:36.292	7
5	2	S	Gary KOUNNIS	Mini Cooper S	13	21:15.986	15.939	1.345	71.15	1:36.182	4
6	35	CL	Josh WADDINGTON	Mini Cooper	13	22:38.829	1:38.782	1:22.843	66.81	1:42.939	8
7	93	CL	Joel WROE-JOHNSON	Mini Cooper	13	22:39.551	1:39.504	0.722	66.78	1:42.880	8
8	79	CL	Aston BLAKE	Mini Cooper	13	22:40.994	1:40.947	1.443	66.70	1:42.853	8
9	33	CL	Craig DAWSON	Mini Cooper	12	21:00.988	1 lap	1 lap	66.46	1:43.374	3
10	31	CL	Keith ISSATT	Mini Cooper	12	21:05.354	1 lap	4.366	66.23	1:43.453	6
11	42	CL	Dawn BOYD	Mini Cooper	12	21:07.256	1 lap	1.902	66.13	1:43.641	8
12	20	CL	Graham PARSONS	Mini Cooper	12	21:07.488	1 lap	0.232	66.12	1:42.843	9
13	65	CL	Jason RICHARDSON	Mini Cooper	12	21:11.094	1 lap	3.606	65.93	1:43.460	8
14	19	CL	Sarah PARSONS	Mini Cooper	12	21:13.786	1 lap	2.692	65.79	1:43.495	9
15	76	CL	Peter SLEVIN	Mini Cooper	12	21:16.856	1 lap	3.070	65.63	1:43.647	3
16	18	CL	Nina-jo ATKINSON	Mini Cooper	12	21:52.061	1 lap	35.205	63.87	1:47.529	5
NOT CLASSIFIED											
DNF	4	CL	Anthony WILLIAMS	Mini Cooper	6	10:35.443	7 laps	6 laps	65.94	1:43.192	4
DNF	8	S	Andrew BAILEY	Mini Cooper S	2	5:11.781	11 laps	4 laps	44.80	1:39.319	2
FASTEST LAP											
	12	S	Jack STANFORD	Mini Cooper S	5	1:35.293		73.28 mph		117.94 kph	
	20	CL	Graham PARSONS	Mini Cooper	9	1:42.843		67.90 mph		109.28 kph	

Weather / Track : Cloudy / Dry
 These results are provisional until the conclusion of any judicial and technical matters.

Rockingham
 Circuit Length = 1.9400 miles
 Start: 16:22 End: 16:45

Clerk of Course :	Timekeeper :
-------------------	--------------

Dunlop Radical UK Cup

RACE 12 - LAP CHART

Lap 1			Lap 2			Lap 3			Lap 4			Lap 5		
No	Behind	Laptime	No	Behind	Laptime	No	Behind	Laptime	No	Behind	Laptime	No	Behind	Laptime
2		1:20.697	2		1:19.390	2		1:18.128	2		1:18.789	27		1:18.192
88	0.592	1:21.276	88	0.570	1:19.368	88	0.515	1:18.073	88	0.485	1:18.759	2	1.268	1:20.090
27	1.150	1:21.688	27	0.754	1:18.994	27	0.883	1:18.257	27	0.630	1:18.536	88	1.794	1:20.131
25	2.760	1:23.125	25	2.316	1:18.946	25	3.266	1:19.078	25	3.208	1:18.731	25	3.165	1:18.779
71	3.301	1:23.487	71	3.531	1:19.620	71	5.579	1:20.176	71	6.509	1:19.719	71	7.260	1:19.573
1	3.939	1:23.885	1	4.393	1:19.844	1	5.876	1:19.611	1	8.236	1:21.149	1	10.181	1:20.767
46	5.066	1:25.041	46	5.966	1:20.290	46	7.492	1:19.654	46	8.477	1:19.774	46	10.340	1:20.685
14	6.220	1:25.848	5	7.877	1:20.750	5	9.923	1:20.174	5	12.438	1:21.304	5	14.388	1:20.772
5	6.517	1:25.976	91	8.846	1:20.849	91	11.142	1:20.424	91	12.737	1:20.384	91	15.017	1:21.102
91	7.387	1:27.042	14	9.340	1:22.510	14	12.630	1:21.418	14	16.519	1:22.678	14	19.861	1:22.164
69	7.510	1:27.605	69	10.032	1:21.912	69	13.045	1:21.141	69	16.764	1:22.508	69	20.445	1:22.503
22	9.082	1:28.525	22	12.360	1:22.668	22	15.805	1:21.573	22	18.214	1:21.198	22	21.056	1:21.664
26	9.813	1:29.563	26	14.559	1:24.136	26	19.876	1:23.445	26	24.044	1:22.957	26	28.548	1:23.326
43	10.316	1:29.176	43	16.339	1:25.413	43	22.175	1:23.964	43	27.202	1:23.816	43	32.219	1:23.839
6	11.051	1:29.286	6	17.506	1:25.845	6	23.985	1:24.607	6	28.283	1:23.087	6	32.666	1:23.205

Dunlop Radical UK Cup

RACE 12 - LAP CHART

Lap 6			Lap 7			Lap 8			Lap 9			Lap 10		
No	Behind	Laptime	No	Behind	Laptime	No	Behind	Laptime	No	Behind	Laptime	No	Behind	Laptime
27		1:17.754	27		1:17.449	27		1:17.919	27		1:17.984	27		1:18.092
2	2.656	1:19.142	2	4.231	1:19.024	2	5.791	1:19.479	2	6.465	1:18.658	2	7.410	1:19.037
88	3.024	1:18.984	88	4.696	1:19.121	88	6.017	1:19.240	88	6.742	1:18.709	88	7.612	1:18.962
25	4.274	1:18.863	25	5.591	1:18.766	25	6.740	1:19.068	25	7.695	1:18.939	25	8.430	1:18.827
71	9.426	1:19.920	71	11.833	1:19.856	71	14.540	1:20.626	71	16.416	1:19.860	71	18.325	1:20.001
46	13.473	1:20.887	46	16.466	1:20.442	46	18.918	1:20.371	46	20.617	1:19.683	46	22.195	1:19.670
1	15.092	1:22.665	1	18.984	1:21.341	1	21.422	1:20.357	1	23.466	1:20.028	1	25.231	1:19.857
5	18.614	1:21.980	91	23.682	1:22.253	91	27.064	1:21.301	91	29.703	1:20.623	91	32.566	1:20.955
91	18.878	1:21.615	14	27.426	1:21.316	14	31.136	1:21.629	14	34.201	1:21.049	14	36.565	1:20.456
14	23.559	1:21.452	69	27.983	1:21.433	69	31.747	1:21.683	69	34.714	1:20.951	69	37.486	1:20.864
69	23.999	1:21.308	22	28.956	1:21.429	22	33.444	1:22.407	22	36.955	1:21.495	22	40.553	1:21.690
22	24.976	1:21.674	26	39.357	1:23.132	26	44.335	1:22.897	26	49.394	1:23.043	26	54.617	1:23.315
26	33.674	1:22.880	43	44.887	1:24.232	43	50.490	1:23.522	43	56.913	1:24.407	43	1:02.215	1:23.394
43	38.104	1:23.639	6	45.446	1:24.430	6	51.021	1:23.494	6	58.332	1:25.295	6	1:04.326	1:24.086
6	38.465	1:23.553												

Dunlop Radical UK Cup
RACE 12 - LAP CHART

Lap 11			Lap 12			Lap 13			Lap 14			Lap 15		
No	Behind	Laptime	No	Behind	Laptime	No	Behind	Laptime	No	Behind	Laptime	No	Behind	Laptime
27		1:18.150	27		1:18.265	27		1:18.137	27		1:18.763	27		1:18.818
88	7.799	1:18.337	88	8.252	1:18.718	88	8.167	1:18.052	43	1 LAP	1:24.496	43	1 LAP	1:23.445
2	9.233	1:19.973	2	10.472	1:19.504	2	11.414	1:19.079	88	7.191	1:17.787	88	6.619	1:18.246
25	10.086	1:19.806	25	11.142	1:19.321	25	12.140	1:19.135	2	12.714	1:20.063	2	13.330	1:19.434
71	20.041	1:19.866	71	21.297	1:19.521	71	23.182	1:20.022	25	13.272	1:19.895	25	13.954	1:19.500
46	23.695	1:19.650	46	24.878	1:19.448	46	26.152	1:19.411	6	1 LAP	1:35.675	6	1 LAP	1:24.114
1	27.125	1:20.044	1	29.472	1:20.612	91	40.365	1:20.827	71	24.335	1:19.916	71	25.403	1:19.886
91	34.995	1:20.579	91	37.675	1:20.945	14	44.969	1:21.186	46	26.812	1:19.423	46	27.018	1:19.024
14	39.302	1:20.887	14	41.920	1:20.883	69	46.523	1:22.039	91	41.968	1:20.366	91	43.823	1:20.673
69	40.105	1:20.769	69	42.621	1:20.781	22	52.039	1:22.016	14	47.523	1:21.317	14	49.476	1:20.771
22	44.321	1:21.918	22	48.160	1:22.104	26	1:09.032	1:22.824	69	48.946	1:21.186	69	51.049	1:20.921
26	59.225	1:22.758	26	1:04.345	1:23.385				22	55.150	1:21.874	22	58.669	1:22.337
43	1:07.474	1:23.409	43	1:12.601	1:23.392				26	1:13.270	1:23.001	26	1:17.720	1:23.268
6	1:10.571	1:24.395	6	1:16.355	1:24.049									

Dunlop Radical UK Cup

RACE 12 - LAP CHART

Lap 16			Lap 17			Lap 18			Lap 19			Lap 20		
No	Behind	Laptime	No	Behind	Laptime	No	Behind	Laptime	No	Behind	Laptime	No	Behind	Laptime
27		1:18.313	27		1:19.127	27		2:38.388	88		1:17.301	88		1:15.775
88	7.326	1:19.020	71	27.751	1:19.864	26	1 LAP	1:19.849	27	7.549	1:29.119	26	1 LAP	1:20.382
43	1 LAP	1:24.325	6	1 LAP	1:26.360	88	4.269	1:17.006	71	13.588	1:19.386	27	17.303	1:25.529
2	14.817	1:19.800	14	1 LAP	2:28.718	71	15.772	2:26.409	2	18.180	1:20.249	71	17.415	1:19.602
25	15.464	1:19.823	26	1 LAP	2:39.393	43	1 LAP	1:29.405	25	19.654	1:19.751	2	20.605	1:18.200
71	27.014	1:19.924	88	1:25.651	2:37.452	2	19.501	1:20.228	43	1 LAP	1:25.669	25	23.796	1:19.917
6	1 LAP	1:25.323	43	1 LAP	2:34.987	25	21.473	1:20.522	46	25.498	1:21.581	43	1 LAP	1:24.608
46	28.406	1:19.701	2	1:37.661	2:41.971	46	25.487	1:24.449	6	1 LAP	1:20.182	46	31.350	1:21.627
91	46.034	1:20.524	25	1:39.339	2:43.002	6	1 LAP	2:31.820	91	38.335	1:20.287	6	1 LAP	1:20.626
69	54.588	1:21.852	46	1:39.426	2:30.147	91	39.618	1:19.976	69	42.253	1:19.133	91	43.184	1:20.624
22	1:02.658	1:22.302	91	1:58.030	2:31.123	69	44.690	1:20.912	14	44.479	1:20.484	69	45.518	1:19.040
			14	2:01.765	1:21.011	14	45.565	1:22.188	22	57.728	1:22.630	14	53.473	1:24.769
			69	2:02.166	2:26.705	22	56.668	1:21.942				22	1:04.387	1:22.434
			22	2:13.114	2:29.583	26	1:21.307	1:20.173						

Dunlop Radical UK Cup

RACE 12 - LAP CHART

Lap 21			Lap 22			Lap 23			Lap 24			Lap 25		
No	Behind	Laptime	No	Behind	Laptime	No	Behind	Laptime	No	Behind	Laptime	No	Behind	Laptime
88		1:16.147	88		1:16.199	88		1:17.128	88		1:16.300	88		1:16.951
26	1 LAP	1:19.773	26	1 LAP	1:20.028	26	1 LAP	1:19.715	22	1 LAP	1:21.834	27	1 LAP	1:43.688
71	21.941	1:20.673	71	24.687	1:18.945	71	26.383	1:18.824	26	1 LAP	1:19.864	22	1 LAP	1:21.473
2	23.441	1:18.983	2	26.909	1:19.667	2	28.248	1:18.467	71	28.978	1:18.895	26	1 LAP	1:19.579
25	28.859	1:21.210	25	33.094	1:20.434	25	36.478	1:20.512	2	30.049	1:18.101	71	31.473	1:19.446
27	28.980	1:27.824	6	1 LAP	1:21.564	6	1 LAP	1:19.638	25	40.092	1:19.914	2	32.931	1:19.833
46	36.337	1:21.134	27	42.937	1:30.156	46	47.391	1:21.204	6	1 LAP	1:19.512	25	43.507	1:20.366
6	1 LAP	1:21.213	46	43.315	1:23.177	27	54.182	1:28.373	46	51.800	1:20.709	6	1 LAP	1:19.308
43	1 LAP	1:26.208	43	1 LAP	1:25.502	69	55.206	1:20.484	69	1:00.621	1:21.715	46	55.424	1:20.575
91	47.400	1:20.363	69	51.850	1:19.670	91	56.624	1:21.525	91	1:01.503	1:21.179	69	1:03.159	1:19.489
69	48.379	1:19.008	91	52.227	1:21.026	43	1 LAP	1:25.995	43	1 LAP	1:25.631	91	1:05.204	1:20.652
14	57.809	1:20.483	14	1:01.129	1:19.519	14	1:04.238	1:20.237	14	1:09.503	1:21.565	14	1:14.249	1:21.697
22	1:09.833	1:21.593	22	1:15.969	1:22.335							43	1 LAP	1:24.052

Dunlop Radical UK Cup
RACE 12 - LAP CHART

Lap 26			Lap 27			Lap 28			Lap 29			Lap 30		
No	Behind	Laptime	No	Behind	Laptime	No	Behind	Laptime	No	Behind	Laptime	No	Behind	Laptime
88		1:16.614	88		1:18.300	88		1:16.446	88		1:17.631	88		1:16.448
22	1 LAP	1:23.372	14	1 LAP	1:21.902	14	1 LAP	1:20.405	91	1 LAP	1:22.595	91	1 LAP	1:22.045
27	1 LAP	1:29.920	43	2 LAPS	1:25.183	43	2 LAPS	1:25.341	14	1 LAP	1:20.054	14	1 LAP	1:19.737
26	1 LAP	1:19.926	22	1 LAP	1:22.018	22	1 LAP	1:21.503	43	2 LAPS	1:24.634	43	2 LAPS	1:24.757
71	33.982	1:19.123	26	1 LAP	1:20.400	26	1 LAP	1:19.579	22	1 LAP	1:21.177	22	1 LAP	1:21.322
2	36.474	1:20.157	27	1 LAP	1:30.320	71	37.924	1:19.848	26	1 LAP	1:19.664	26	1 LAP	1:19.635
25	46.262	1:19.369	71	34.522	1:18.840	2	39.556	1:19.327	71	39.559	1:19.266	71	42.688	1:19.577
6	1 LAP	1:19.162	2	36.675	1:18.501	27	1 LAP	1:28.770	2	39.917	1:17.992	2	43.057	1:19.588
46	59.261	1:20.451	25	47.446	1:19.484	25	50.961	1:19.961	27	1 LAP	1:27.680	25	58.375	1:22.143
69	1:06.037	1:19.492	6	1 LAP	1:19.280	6	1 LAP	1:19.236	25	52.680	1:19.350	6	1 LAP	1:19.802
91	1:10.418	1:21.828	46	1:01.539	1:20.578	46	1:05.584	1:20.491	6	1 LAP	1:19.934	27	1 LAP	1:28.062
			69	1:06.738	1:19.001	69	1:09.441	1:19.149	46	1:08.369	1:20.416	46	1:12.480	1:20.559
			91	1:13.717	1:21.599				69	1:11.182	1:19.372	69	1:13.678	1:18.944

Dunlop Radical UK Cup
RACE 12 - LAP CHART

Lap 31			Lap 32			Lap 33			Lap 34		
No	Behind	Laptime	No	Behind	Laptime	No	Behind	Laptime	No	Behind	Laptime
88		1:16.534	71		1:49.465	71		1:33.648	71		2:38.230
91	1 LAP	1:22.132	2	0.396	1:49.153	2	0.772	1:34.024	2	0.401	2:37.859
14	1 LAP	1:21.103	25	9.433	1:41.594	25	6.293	1:30.508	25	1.578	2:33.515
22	1 LAP	1:21.612	6	1 LAP	1:41.853	6	1 LAP	1:30.763	6	1 LAP	2:34.190
26	1 LAP	1:20.413	27	1 LAP	1:44.347	27	1 LAP	1:40.279	27	1 LAP	2:13.516
43	2 LAPS	1:26.341	46	22.702	1:43.815	46	29.237	1:40.183	46	5.202	2:14.195
71	47.936	1:21.782	69	23.338	1:44.004	69	29.735	1:40.045	69	5.848	2:14.343
2	48.644	1:22.121	91	27.971	1:28.743	91	30.042	1:35.719	91	6.589	2:14.777
25	1:05.240	1:23.399	14	28.775	1:29.129	14	31.122	1:35.995	14	7.104	2:14.212
6	1 LAP	1:20.271	22	1:12.035	1:33.676	22	1:08.223	1:29.836	22	7.383	1:37.390
27	1 LAP	1:27.845	26	1:12.425	1:33.772	26	1:08.455	1:29.678	26	7.431	1:37.206
46	1:16.288	1:20.342									
69	1:16.735	1:19.591									
91	1:36.629	1:23.199									
14	1:37.047	1:21.570									
22	2:15.760	1:37.832									