



BARC

Thruxton

7th September 2008



Results Provided by Timing Solutions Ltd

www.tsl-timing.com

BARC Westfield Sportscar Championship

QUALIFYING - RACE 1 - CLASSIFICATION

POS	NO	CL	NAME	ENTRY	TIME	ON	LAPS	GAP	DIFF	MPH
1	1	B	Andrew SPENCER	Westfield SEi	1:39.771	7	8			85.01
2	19	B	Chris GOULD	Westfield Zetec	1:42.440	6	8	2.669	2.669	82.79
3	29	B	William CHAPPELL	Westfield Zetec	1:44.022	8	8	4.251	1.582	81.53
4	24	B	Simon PRYKE	Westfield SE	1:44.592	4	4	4.821	0.570	81.09
5	55	A	Roger GREEN	Westfield Aerorace	1:44.658	7	8	4.887	0.066	81.04
6	2	B	Nick FLOWERS	Westfield Zetec	1:45.672	4	7	5.901	1.014	80.26
7	21	B	Andy MOWBRAY	Westfield SEW	1:46.016	7	8	6.245	0.344	80.00
8	25	B	Nic GROUT	Westfield Zetec	1:46.540	8	8	6.769	0.524	79.60
9	41	A	Darren SANSUM	Westfield Aerorace	1:47.863	7	8	8.092	1.323	78.63
10	8	A	Michael ELLIS	Westfield Aerorace	1:47.920	5	7	8.149	0.057	78.59
11	36	B	Jon CHAPPELL	Westfield Zetec	1:49.425	3	7	9.654	1.505	77.51
12	23	B	Paul TABERNER	Westfield Zetec	1:52.162	7	7	12.391	2.737	75.61

Weather / Track : Cloudy / Damp

These results are provisional until the conclusion of any judicial and technical matters.

Thruxton
 Circuit Length = 2.3560 miles
 Start: 09:00 End: 09:17

Clerk of Course :

Timekeeper :

BARC Westfield Sportscar Championship

QUALIFYING - RACE 1 - LAP ANALYSIS

1	Andrew SPENCER		Westfield SEi				
1 -	1:45.617	+ 5.846	9:04:10.229	5 -	1:40.630	+ 0.859	9:10:54.865
2 -	1:42.224	+ 2.453	9:05:52.453	6 -	1:40.299	+ 0.528	9:12:35.164
3 -	1:41.749	+ 1.978	9:07:34.202	7 -	1:39.771		9:14:14.935
4 -	1:40.033	+ 0.262	9:09:14.235	8 -	2:07.646	+ 27.875	9:16:22.581
2	Nick FLOWERS		Westfield Zetec				
1 -	1:51.426	+ 5.754	9:04:30.768	5 -	1:46.678	+ 1.006	9:11:35.440
2 -	1:46.167	+ 0.495	9:06:16.935	6 -	2:00.361	+ 14.689	9:13:35.801
3 -	1:46.155	+ 0.483	9:08:03.090	7 -	1:47.820	+ 2.148	9:15:23.621
4 -	1:45.672		9:09:48.762				
8	Michael ELLIS		Westfield Aerorace				
1 -	2:58.874 P	+ 1:10.954	9:05:57.145	5 -	1:47.920		9:13:22.280
2 -	2:00.094	+ 12.174	9:07:57.239	6 -	1:48.433	+ 0.513	9:15:10.713
3 -	1:48.174	+ 0.254	9:09:45.413	7 -	1:48.187	+ 0.267	9:16:58.900
4 -	1:48.947	+ 1.027	9:11:34.360				
19	Chris GOULD		Westfield Zetec				
1 -	1:50.239	+ 7.799	9:04:11.577	5 -	1:43.632	+ 1.192	9:11:10.254
2 -	1:45.973	+ 3.533	9:05:57.550	6 -	1:42.440		9:12:52.694
3 -	1:45.672	+ 3.232	9:07:43.222	7 -	1:42.677	+ 0.237	9:14:35.371
4 -	1:43.400	+ 0.960	9:09:26.622	8 -	1:54.020	+ 11.580	9:16:29.391
21	Andy MOWBRAY		Westfield SEW				
1 -	1:51.605	+ 5.589	9:04:15.980	5 -	1:47.022	+ 1.006	9:11:25.377
2 -	1:48.065	+ 2.049	9:06:04.045	6 -	1:47.041	+ 1.025	9:13:12.418
3 -	1:47.459	+ 1.443	9:07:51.504	7 -	1:46.016		9:14:58.434
4 -	1:46.851	+ 0.835	9:09:38.355	8 -	1:47.124	+ 1.108	9:16:45.558
23	Paul TABERNER		Westfield Zetec				
1 -	1:54.878	+ 2.716	9:04:21.954	5 -	1:52.779	+ 0.617	9:11:59.891
2 -	1:56.283	+ 4.121	9:06:18.237	6 -	1:52.875	+ 0.713	9:13:52.766
3 -	1:54.081	+ 1.919	9:08:12.318	7 -	1:52.162		9:15:44.928
4 -	1:54.794	+ 2.632	9:10:07.112				
24	Simon PRYKE		Westfield SE				
1 -	1:50.753	+ 6.161	9:04:13.314	3 -	1:45.700	+ 1.108	9:07:44.585
2 -	1:45.571	+ 0.979	9:05:58.885	4 -	1:44.592		9:09:29.177
25	Nic GROUT		Westfield Zetec				
1 -	1:53.174	+ 6.634	9:04:22.732	5 -	1:47.383	+ 0.843	9:11:37.174
2 -	1:51.068	+ 4.528	9:06:13.800	6 -	1:46.790	+ 0.250	9:13:23.964
3 -	1:47.776	+ 1.236	9:08:01.576	7 -	1:46.791	+ 0.251	9:15:10.755
4 -	1:48.215	+ 1.675	9:09:49.791	8 -	1:46.540		9:16:57.295
29	William CHAPPELL		Westfield Zetec				
1 -	1:53.770	+ 9.748	9:04:15.164	5 -	1:49.487	+ 5.465	9:11:33.028
2 -	1:51.068	+ 7.046	9:06:06.232	6 -	1:44.663	+ 0.641	9:13:17.691
3 -	1:49.569	+ 5.547	9:07:55.801	7 -	1:44.728	+ 0.706	9:15:02.419
4 -	1:47.740	+ 3.718	9:09:43.541	8 -	1:44.022		9:16:46.441
36	Jon CHAPPELL		Westfield Zetec				
1 -	1:58.313	+ 8.888	9:04:30.943	5 -	1:50.771	+ 1.346	9:11:51.860
2 -	1:50.098	+ 0.673	9:06:21.041	6 -	1:49.547	+ 0.122	9:13:41.407
3 -	1:49.425		9:08:10.466	7 -	1:50.091	+ 0.666	9:15:31.498
4 -	1:50.623	+ 1.198	9:10:01.089				
41	Darren SANSUM		Westfield Aerorace				
1 -	1:53.845	+ 5.982	9:04:14.867	5 -	1:50.861	+ 2.998	9:11:33.932
2 -	1:51.015	+ 3.152	9:06:05.882	6 -	1:47.867	+ 0.004	9:13:21.799
3 -	1:49.102	+ 1.239	9:07:54.984	7 -	1:47.863		9:15:09.662

Thruxton
 Circuit Length = 2.3560 miles
 Start: 09:00 End: 09:17


Weather / Track : Cloudy / Damp

**BARC Westfield Sportscar Championship
QUALIFYING - RACE 1 - LAP ANALYSIS**

4 -	1:48.087	+ 0.224	9:09:43.071	8 -	1:48.660	+ 0.797	9:16:58.322
55	Roger GREEN		Westfield Aerorace				
1 -	1:48.796	+ 4.138	9:04:25.925	5 -	1:45.928	+ 1.270	9:11:29.714
2 -	1:46.779	+ 2.121	9:06:12.704	6 -	1:44.798	+ 0.140	9:13:14.512
3 -	1:46.133	+ 1.475	9:07:58.837	7 -	1:44.658		9:14:59.170
4 -	1:44.949	+ 0.291	9:09:43.786	8 -	1:45.254	+ 0.596	9:16:44.424

BARC Westfield Sportscar Championship

RACE 1 - GRID

ROW 6	1:49.425 36 Jon CHAPPELL	1:52.162 23 Paul TABERNER
ROW 5	1:47.863 41 Darren SANSUM	1:47.920 8 Michael ELLIS
ROW 4	1:46.016 21 Andy MOWBRAY	1:46.540 25 Nic GROUT
ROW 3	1:44.658 55 Roger GREEN	1:45.672 2 Nick FLOWERS
ROW 2	1:44.022 29 William CHAPPELL	1:44.592 24 Simon PRYKE
ROW 1	1:39.771 1 Andrew SPENCER	1:42.440 19 Chris GOULD
Pole		
		

Thruxton
Circuit Length = 2.3560 miles

Clerk of Course :		Timekeeper :

BARC Dunlop Sport Maxx Cup

QUALIFYING - RACE 2 - FIRST DRIVER - CLASSIFICATION

POS	NO	CL	NAME	ENTRY	TIME	ON	LAPS	GAP	DIFF	MPH
1	22	A	Simon SHAW	Vauxhall Astra VXR	1:34.081	8	8			90.15
2	9	A	John ALLISON	Vauxhall Astra VXR	1:34.186	8	8	0.105	0.105	90.05
3	3	A	EDWARDS/WEIDNER	Ford Focus ST	1:34.266	8	8	0.185	0.080	89.97
4	8	A	Martin WALLBANK	Vauxhall Astra VXR	1:34.483	8	8	0.402	0.217	89.76
5	7	A	Shaun HOLLAMBY	SEAT Leon Cupra	1:35.061	8	8	0.980	0.578	89.22
6	24	A	Lucas ORDONEZ	Nissan 350z	1:36.876	6	6	2.795	1.815	87.55
7	30	B	Quentin LAITHWAITE	Renault clio	1:37.593	7	7	3.512	0.717	86.90
8	2	A	Simon GUSTERSON	Renault Megane R26 230	1:38.736	6	7	4.655	1.143	85.90
9	33	B	Leyton CLARKE	Vauxhall Corsa	1:39.373	8	8	5.292	0.637	85.35
10	50	B	Matt PRIOR	SEAT Leon FR	1:44.661	5	7	10.580	5.288	81.03
11	25	A	Lars SCHLOMER	Nissan 350Z	1:44.858	5	5	10.777	0.197	80.88
12	69	C	HOLLOWAY/CLARKE	VW Lupo Gti	1:47.548	6	7	13.467	2.690	78.86
13	63	C	Danial MALONE	Peugeot 106	1:50.350	6	6	16.269	2.802	76.86

CAR 69 - TRANSPONDER NOT WORKING - FIX OR YOU WILL BE IGNORED IN THE RACE

CARS 7, 50 & 63 - TRANSPONDER BATTERIES LOW

Weather / Track : Cloudy / Damp

These results are provisional until the conclusion of any judicial and technical matters.

Thruxton

Circuit Length = 2.3560 miles

Start: 10:45 End: 11:02

Clerk of Course :

Timekeeper :

BARC Dunlop Sport Maxx Cup

QUALIFYING - RACE 2 - FIRST DRIVER - LAP ANALYSIS

2	Simon GUSTERSON		Renault Megane R26 230				
1 -	1:47.090	+ 8.354	10:50:02.365	5 -	1:42.017	+ 3.281	10:56:57.953
2 -	1:46.093	+ 7.357	10:51:48.458	6 -	1:38.736		10:58:36.689
3 -	1:44.760	+ 6.024	10:53:33.218	7 -	1:49.016 P	+ 10.280	11:00:25.705
4 -	1:42.718	+ 3.982	10:55:15.936				
3	EDWARDS/WEIDNER		Ford Focus ST				
1 -	1:40.534	+ 6.268	10:49:56.202	5 -	1:35.609	+ 1.343	10:56:25.480
2 -	1:38.979	+ 4.713	10:51:35.181	6 -	1:35.810	+ 1.544	10:58:01.290
3 -	1:37.345	+ 3.079	10:53:12.526	7 -	1:35.382	+ 1.116	10:59:36.672
4 -	1:37.345	+ 3.079	10:54:49.871	8 -	1:34.266		11:01:10.938
7	Shaun HOLLAMBY		SEAT Leon Cupra				
1 -	1:45.240	+ 10.179	10:50:19.017	5 -	1:39.515	+ 4.454	10:56:55.722
2 -	1:40.301	+ 5.240	10:51:59.318	6 -	1:37.717	+ 2.656	10:58:33.439
3 -	1:38.883	+ 3.822	10:53:38.201	7 -	1:36.731	+ 1.670	11:00:10.170
4 -	1:38.006	+ 2.945	10:55:16.207	8 -	1:35.061		11:01:45.231
8	Martin WALLBANK		Vauxhall Astra VXR				
1 -	1:36.542	+ 2.059	10:49:32.155	5 -	1:34.986	+ 0.503	10:55:55.236
2 -	1:36.375	+ 1.892	10:51:08.530	6 -	1:35.467	+ 0.984	10:57:30.703
3 -	1:36.317	+ 1.834	10:52:44.847	7 -	1:39.570	+ 5.087	10:59:10.273
4 -	1:35.403	+ 0.920	10:54:20.250	8 -	1:34.483		11:00:44.756
9	John ALLISON		Vauxhall Astra VXR				
1 -	1:37.420	+ 3.234	10:49:35.756	5 -	2:17.676 P	+ 43.490	10:56:40.221
2 -	1:36.342	+ 2.156	10:51:12.098	6 -	1:46.975	+ 12.789	10:58:27.196
3 -	1:35.931	+ 1.745	10:52:48.029	7 -	1:35.048	+ 0.862	11:00:02.244
4 -	1:34.516	+ 0.330	10:54:22.545	8 -	1:34.186		11:01:36.430
22	Simon SHAW		Vauxhall Astra VXR				
1 -	1:42.924	+ 8.843	10:49:51.416	5 -	1:37.962	+ 3.881	10:56:27.435
2 -	1:40.819	+ 6.738	10:51:32.235	6 -	1:36.048	+ 1.967	10:58:03.483
3 -	1:38.312	+ 4.231	10:53:10.547	7 -	1:35.112	+ 1.031	10:59:38.595
4 -	1:38.926	+ 4.845	10:54:49.473	8 -	1:34.081		11:01:12.676
24	Lucas ORDONEZ		Nissan 350z				
1 -	1:46.329	+ 9.453	10:52:44.047	4 -	1:38.523	+ 1.647	10:57:42.732
2 -	1:41.160	+ 4.284	10:54:25.207	5 -	1:37.844	+ 0.968	10:59:20.576
3 -	1:39.002	+ 2.126	10:56:04.209	6 -	1:36.876		11:00:57.452
25	Lars SCHLOMER		Nissan 350Z				
1 -	1:52.771	+ 7.913	10:52:50.654	4 -	1:47.289	+ 2.431	10:59:02.857
2 -	2:26.143 P	+ 41.285	10:55:16.797	5 -	1:44.858		11:00:47.715
3 -	1:58.771	+ 13.913	10:57:15.568				
30	Quentin LAITHWAITE		Renault clio				
1 -	1:45.355	+ 7.762	10:52:00.619	5 -	1:39.152	+ 1.559	10:58:45.435
2 -	1:43.334	+ 5.741	10:53:43.953	6 -	1:38.823	+ 1.230	11:00:24.258
3 -	1:41.877	+ 4.284	10:55:25.830	7 -	1:37.593		11:02:01.851
4 -	1:40.453	+ 2.860	10:57:06.283				
33	Leyton CLARKE		Vauxhall Corsa				
1 -	1:45.189	+ 5.816	10:49:54.809	5 -	1:40.746	+ 1.373	10:56:46.947
2 -	1:44.596	+ 5.223	10:51:39.405	6 -	1:39.555	+ 0.182	10:58:26.502
3 -	1:44.802	+ 5.429	10:53:24.207	7 -	1:53.006	+ 13.633	11:00:19.508
4 -	1:41.994	+ 2.621	10:55:06.201	8 -	1:39.373		11:01:58.881
50	Matt PRIOR		SEAT Leon FR				
1 -	1:50.429	+ 5.768	10:50:12.502	5 -	1:44.661		10:57:18.929
2 -	1:50.216	+ 5.555	10:52:02.718	6 -	1:45.004	+ 0.343	10:59:03.933
3 -	1:46.181	+ 1.520	10:53:48.899	7 -	1:45.066	+ 0.405	11:00:48.999

CAR 69 - TRANSPONDER NOT WORKING - FIX OR YOU WILL BE IGNORED IN THE RACE
 CARS 7, 50 & 63 - TRANSPONDER BATTERIES LOW
 Weather / Track : Cloudy / Damp

Thruxton
 Circuit Length = 2.3560 miles
 Start: 10:45 End: 11:02

BARC Dunlop Sport Maxx Cup


QUALIFYING - RACE 2 - FIRST DRIVER - LAP ANALYSIS

4 -	1:45.369	+ 0.708	10:55:34.268				
63	Daniai MALONE		Peugeot 106				
1 -	2:17.698	+ 27.348	10:51:38.990	4 -	1:53.658	+ 3.308	10:57:21.955
2 -	1:54.068	+ 3.718	10:53:33.058	5 -	1:51.399	+ 1.049	10:59:13.354
3 -	1:55.239	+ 4.889	10:55:28.297	6 -	1:50.350		11:01:03.704
69	HOLLOWAY/CLARKE		VW Lupo Gti				
1 -	1:52.967	+ 5.419	10:50:04.853	5 -	1:49.128	+ 1.580	10:57:26.000
2 -	1:50.236	+ 2.688	10:51:55.089	6 -	1:47.548		10:59:13.548
3 -	1:51.111	+ 3.563	10:53:46.200	7 -	1:49.226	+ 1.678	11:01:02.774
4 -	1:50.672	+ 3.124	10:55:36.872				

CAR 69 - TRANSPONDER NOT WORKING - FIX OR YOU WILL BE IGNORED IN THE RACE
 CARS 7, 50 & 63 - TRANSPONDER BATTERIES LOW
 Weather / Track : Cloudy / Damp

Thruxton
 Circuit Length = 2.3560 miles
 Start: 10:45 End: 11:02

BARC Dunlop Sport Maxx Cup
RACE 2 - GRID

ROW 7	1:50.350 63 Danial MALONE		
ROW 6		1:44.858 25 Lars SCHLOMER	1:47.548 69 HOLLOWAY/CLARKE
ROW 5	1:39.373 33 Leyton CLARKE		1:44.661 50 Matt PRIOR
ROW 4		1:37.593 30 Quentin LAITHWAITE	1:38.736 2 Simon GUSTERSON
ROW 3	1:35.061 7 Shaun HOLLAMBY		1:36.876 24 Lucas ORDONEZ
ROW 2		1:34.266 3 EDWARDS/WEIDNER	1:34.483 8 Martin WALLBANK
ROW 1	1:34.081 22 Simon SHAW		1:34.186 9 John ALLISON
Pole			
			

Thruxton
 Circuit Length = 2.3560 miles

Clerk of Course :		Timekeeper :

BARC Dunlop Sport Maxx Cup

QUALIFYING - RACE 2 - SECOND DRIVER - CLASSIFICATION

POS	NO	CL	NAME	ENTRY	TIME	ON	LAPS	GAP	DIFF	MPH
1	8	A	Martin WALLBANK	Vauxhall Astra VXR	1:31.831	6	7			92.36
2	22	A	Simon SHAW	Vauxhall Astra VXR	1:32.017	6	7	0.186	0.186	92.17
3	7	A	Shaun HOLLAMBY	SEAT Leon Cupra	1:32.331	7	7	0.500	0.314	91.86
4	9	A	John ALLISON	Vauxhall Astra VXR	1:33.150	2	6	1.319	0.819	91.05
5	3	A	EDWARDS/WEIDNER	Ford Focus ST	1:33.306	7	8	1.475	0.156	90.90
6	24	A	Lucas ORDONEZ	Nissan 350z	1:33.415	5	8	1.584	0.109	90.79
7	2	A	Simon GUSTERSON	Renault Megane R26 230	1:35.066	6	7	3.235	1.651	89.21
8	33	B	Leyton CLARKE	Vauxhall Corsa	1:35.845	5	6	4.014	0.779	88.49
9	30	B	Quentin LAITHWAITE	Renault clio	1:35.984	6	6	4.153	0.139	88.36
10	25	A	Lars SCHLOMER	Nissan 350Z	1:37.154	7	7	5.323	1.170	87.30
11	50	B	Matt PRIOR	SEAT Leon FR	1:37.470	8	8	5.639	0.316	87.01
12	69	C	HOLLOWAY/CLARKE	VW Lupo Gti	1:39.153	5	8	7.322	1.683	85.54
13	63	C	Danial MALONE	Peugeot 106	1:45.465	6	7	13.634	6.312	80.42

Weather / Track : Cloudy / Damp

These results are provisional until the conclusion of any judicial and technical matters.

Thruxton
Circuit Length = 2.3560 miles
Start: 11:05 End: 11:21

Clerk of Course :

Timekeeper :

BARC Dunlop Sport Maxx Cup

QUALIFYING - RACE 2 - SECOND DRIVER - LAP ANALYSIS

2	Simon GUSTERSON		Renault Megane R26 230				
1 -	1:38.605	+ 3.539	11:09:03.239	5 -	1:35.179	+ 0.113	11:15:28.525
2 -	1:37.133	+ 2.067	11:10:40.372	6 -	1:35.066		11:17:03.591
3 -	1:36.712	+ 1.646	11:12:17.084	7 -	3:36.645 P	+ 2:01.579	11:20:40.236
4 -	1:36.262	+ 1.196	11:13:53.346				
3	EDWARDS/WEIDNER		Ford Focus ST				
1 -	1:36.719	+ 3.413	11:10:15.272	5 -	1:33.750	+ 0.444	11:16:33.226
2 -	1:34.245	+ 0.939	11:11:49.517	6 -	1:34.155	+ 0.849	11:18:07.381
3 -	1:36.456	+ 3.150	11:13:25.973	7 -	1:33.306		11:19:40.687
4 -	1:33.503	+ 0.197	11:14:59.476	8 -	1:34.233	+ 0.927	11:21:14.920
7	Shaun HOLLAMBY		SEAT Leon Cupra				
1 -	1:34.675	+ 2.344	11:11:23.820	5 -	1:33.304	+ 0.973	11:17:39.101
2 -	1:35.129	+ 2.798	11:12:58.949	6 -	1:32.480	+ 0.149	11:19:11.581
3 -	1:33.509	+ 1.178	11:14:32.458	7 -	1:32.331		11:20:43.912
4 -	1:33.339	+ 1.008	11:16:05.797				
8	Martin WALLBANK		Vauxhall Astra VXR				
1 -	1:32.800	+ 0.969	11:10:21.908	5 -	1:51.774	+ 19.943	11:16:53.656
2 -	1:35.525	+ 3.694	11:11:57.433	6 -	1:31.831		11:18:25.487
3 -	1:32.429	+ 0.598	11:13:29.862	7 -	1:43.366	+ 11.535	11:20:08.853
4 -	1:32.020	+ 0.189	11:15:01.882				
9	John ALLISON		Vauxhall Astra VXR				
1 -	1:34.024	+ 0.874	11:10:37.714	4 -	1:55.327	+ 22.177	11:16:46.677
2 -	1:33.150		11:12:10.864	5 -	1:59.654 P	+ 26.504	11:18:46.331
3 -	2:40.486 P	+ 1:07.336	11:14:51.350	6 -	1:40.100	+ 6.950	11:20:26.431
22	Simon SHAW		Vauxhall Astra VXR				
1 -	1:34.954	+ 2.937	11:10:51.937	5 -	1:32.816	+ 0.799	11:17:07.441
2 -	1:34.426	+ 2.409	11:12:26.363	6 -	1:32.017		11:18:39.458
3 -	1:34.149	+ 2.132	11:14:00.512	7 -	1:32.877	+ 0.860	11:20:12.335
4 -	1:34.113	+ 2.096	11:15:34.625				
24	Lucas ORDONEZ		Nissan 350z				
1 -	1:37.056	+ 3.641	11:10:12.853	5 -	1:33.415		11:16:34.275
2 -	1:35.501	+ 2.086	11:11:48.354	6 -	1:33.828	+ 0.413	11:18:08.103
3 -	1:38.196	+ 4.781	11:13:26.550	7 -	1:33.828	+ 0.413	11:19:41.931
4 -	1:34.310	+ 0.895	11:15:00.860	8 -	1:38.112	+ 4.697	11:21:20.043
25	Lars SCHLOMER		Nissan 350Z				
1 -	1:45.887	+ 8.733	11:10:16.924	5 -	1:39.150	+ 1.996	11:16:58.379
2 -	1:42.499	+ 5.345	11:11:59.423	6 -	1:38.217	+ 1.063	11:18:36.596
3 -	1:39.898	+ 2.744	11:13:39.321	7 -	1:37.154		11:20:13.750
4 -	1:39.908	+ 2.754	11:15:19.229				
30	Quentin LAITHWAITE		Renault clio				
1 -	1:37.962	+ 1.978	11:13:01.054	4 -	1:40.373	+ 4.389	11:17:55.412
2 -	1:37.455	+ 1.471	11:14:38.509	5 -	1:37.611	+ 1.627	11:19:33.023
3 -	1:36.530	+ 0.546	11:16:15.039	6 -	1:35.984		11:21:09.007
33	Leyton CLARKE		Vauxhall Corsa				
1 -	1:38.449	+ 2.604	11:12:35.306	4 -	1:37.717	+ 1.872	11:17:28.805
2 -	1:37.816	+ 1.971	11:14:13.122	5 -	1:35.845		11:19:04.650
3 -	1:37.966	+ 2.121	11:15:51.088	6 -	1:36.843	+ 0.998	11:20:41.493
50	Matt PRIOR		SEAT Leon FR				
1 -	1:40.320	+ 2.850	11:09:19.550	5 -	1:39.587	+ 2.117	11:15:59.316
2 -	1:40.724	+ 3.254	11:11:00.274	6 -	1:38.869	+ 1.399	11:17:38.185
3 -	1:40.257	+ 2.787	11:12:40.531	7 -	1:39.230	+ 1.760	11:19:17.415
4 -	1:39.198	+ 1.728	11:14:19.729	8 -	1:37.470		11:20:54.885

Thruxton
Circuit Length = 2.3560 miles
Start: 11:05 End: 11:21

Weather / Track : Cloudy / Damp


BARC Dunlop Sport Maxx Cup

QUALIFYING - RACE 2 - SECOND DRIVER - LAP ANALYSIS

63		Danial MALONE		Peugeot 106			
1 -	1:49.548	+ 4.083	11:09:53.283	5 -	1:46.857	+ 1.392	11:17:03.923
2 -	1:48.774	+ 3.309	11:11:42.057	6 -	1:45.465		11:18:49.388
3 -	1:47.893	+ 2.428	11:13:29.950	7 -	1:45.713	+ 0.248	11:20:35.101
4 -	1:47.116	+ 1.651	11:15:17.066				
69		HOLLOWAY/CLARKE		VW Lupo Gti			
1 -	1:42.583	+ 3.430	11:09:18.636	5 -	1:39.153		11:16:04.765
2 -	1:47.191	+ 8.038	11:11:05.827	6 -	1:55.910	+ 16.757	11:18:00.675
3 -	1:40.279	+ 1.126	11:12:46.106	7 -	1:39.153		11:19:39.828
4 -	1:39.506	+ 0.353	11:14:25.612	8 -	1:42.315	+ 3.162	11:21:22.143

BARC Dunlop Sport Maxx Cup

RACE 7 - GRID

ROW 7	1:45.465 63 Danial MALONE		
ROW 6		1:37.470 50 Matt PRIOR	1:39.153 69 HOLLOWAY/CLARKE
ROW 5	1:35.984 30 Quentin LAITHWAITE		1:37.154 25 Lars SCHLOMER
ROW 4		1:35.066 2 Simon GUSTERSON	1:35.845 33 Leyton CLARKE
ROW 3	1:33.306 3 EDWARDS/WEIDNER		1:33.415 24 Lucas ORDONEZ
ROW 2		1:32.331 7 Shaun HOLLAMBY	1:33.150 9 John ALLISON
ROW 1	1:31.831 8 Martin WALLBANK		1:32.017 22 Simon SHAW
Pole			
			

Thruxton
Circuit Length = 2.3560 miles

Clerk of Course :

Timekeeper :

Formula Renault BARC Championship

QUALIFYING - RACE 3 - CLASSIFICATION

POS	NO	CL	NAME	NAT	ENTRY	TIME	ON	LAPS	GAP	DIFF	MPH
1	4	2	Ahmad AL HARTHY	OMA	Formula Renault 2.0 - Hillspeed	1:14.511	12	13			113.82
2	27	2	Johannes SEIDLITZ	GER	Formula Renault 2.0 - Mark Burdett Motorspor	1:14.563	11	14	0.052	0.052	113.75
3	2	2	Brett PARRIS	GBR	Formula Renault 2.0 - H S Motorsport Antel	1:14.594	12	13	0.083	0.031	113.70
4	16	2	Nathan COULTER	GBR	Formula Renault 2.0 - Triple D	1:14.601	10	11	0.090	0.007	113.69
5	26	2	James DIXON	GBR	Formula Renault 2.0 - Mark Burdett Motorspor	1:14.621	13	14	0.110	0.020	113.66
6	3	2	Kenneth ANDREWS	GBR	Formula Renault 2.0 - Alpine Motorsport	1:14.644	11	12	0.133	0.023	113.62
7	44	2	Ollie HANCOCK	GBR	Formula Renault 2.0 - Apotex Scorpio Motorsp	1:14.698	12	13	0.187	0.054	113.54
8	5	2	Menasheh IDAFAR	GBR	Formula Renault 2.0 - Hillspeed	1:15.080	9	12	0.569	0.382	112.96
9	11	2	Ash DAVIES	GBR	Formula Renault 2.0 - Taro Motorsport	1:15.230	12	13	0.719	0.150	112.74
10	1	2	Ian PEARSON	GBR	Formula Renault 2.0 - Pearson Engineering St	1:15.453	12	12	0.942	0.223	112.40
11	56	2	Michael LYONS	GBR	Formula Renault 2.0 - Hillspeed	1:15.569	11	13	1.058	0.116	112.23
12	32	2	Lee DWYER	GBR	Formula Renault 2.0 - SSS Motorsport	1:15.646	10	12	1.135	0.077	112.12
13	9	2	Isa YOUSIF	BRN	Formula Renault 2.0 - Alpine Motorsport	1:15.810	11	12	1.299	0.164	111.87
14	15	2	Don de GRAAFF	GBR	Formula Renault 2.0 - Tempus Sport	1:15.866	9	14	1.355	0.056	111.79
15	7	2	Konstantinos KOTIS	GRE	Formula Renault 2.0 - Pearson Engineering St	1:15.933	12	12	1.422	0.067	111.69
16	14	2	Joshua BROOKS	GBR	Formula Renault 2.0 - Boulevard Team Racing	1:16.962	12	12	2.451	1.029	110.20
17	88	2	Kourosh KHANI	IRI	Formula Renault 2.0 - Welch Motorsport	1:16.971	12	13	2.460	0.009	110.19
18	25	2	Roberto TIRONE	GBR	Formula Renault 2.0 - Reon Motorsport	1:17.249	12	12	2.738	0.278	109.79
19	23	2	Dave REES	GBR	Formula Renault 2.0 - Reon Motorsport	1:17.273	11	12	2.762	0.024	109.76
20	97	2	Pierre RENOM	FRA	Formula Renault 2.0 - Mark Burdett Motorspor	1:17.949	8	10	3.438	0.676	108.80
21	12	2	Jordi WECKX	BEL	Formula Renault 2.0 - Alpine Engineering	1:18.835	10	12	4.324	0.886	107.58
22	20	C	Edward HEINZELMANN	GBR	Tatuus RC 98 - Heuthsports of Royston	1:19.507	12	12	4.996	0.672	106.67
23	18	C	Steven DURRANT	GBR	Tatuus RC97 - Driver	1:20.713	9	11	6.202	1.206	105.08
24	10	C	Adrian DIXON	GBR	Tatuus RC 99 - Driver	1:21.628	11	12	7.117	0.915	103.90
25	31	C	Steve HANSELMAN	GBR	Tatuus RC 97 - Driver	1:23.415	11	11	8.904	1.787	101.67
26	41	C	Fraser SMART	GBR	Tatuus RC 98 - Driver	1:23.638	5	7	9.127	0.223	101.40
27	21	C	James SIMONS	GBR	Mygale SJ 99 - Driver	1:34.389	10	10	19.878	10.751	89.85

Weather / Track : Cloudy / Wet

These results are provisional until the conclusion of any judicial and technical matters.

Thruxton
Circuit Length = 2.3560 miles
Start: 11:26 End: 11:53

Clerk of Course :		Timekeeper :
-------------------	--	--------------

Formula Renault BARC Championship

QUALIFYING - RACE 3 - LAP ANALYSIS

1	Ian PEARSON		Pearson Engineering Services				
1 -	9:12.105	+ 7:56.652	11:37:59.763	7 -	1:17.298	+ 1.845	11:46:08.008
2 -	1:26.592	+ 11.139	11:39:26.355	8 -	1:19.617	+ 4.164	11:47:27.625
3 -	1:25.705	+ 10.252	11:40:52.060	9 -	1:15.827	+ 0.374	11:48:43.452
4 -	1:21.027	+ 5.574	11:42:13.087	10 -	1:17.349	+ 1.896	11:50:00.801
5 -	1:19.523	+ 4.070	11:43:32.610	11 -	1:15.876	+ 0.423	11:51:16.677
6 -	1:18.100	+ 2.647	11:44:50.710	12 -	1:15.453		11:52:32.130
2	Brett PARRIS		H S Motorsport Antel				
1 -	7:27.999	+ 6:13.405	11:36:44.442	8 -	1:16.269	+ 1.675	11:45:48.343
2 -	1:22.360	+ 7.766	11:38:06.802	9 -	1:20.352	+ 5.758	11:47:08.695
3 -	1:18.723	+ 4.129	11:39:25.525	10 -	1:17.425	+ 2.831	11:48:26.120
4 -	1:18.221	+ 3.627	11:40:43.746	11 -	1:14.936	+ 0.342	11:49:41.056
5 -	1:16.951	+ 2.357	11:42:00.697	12 -	1:14.594		11:50:55.650
6 -	1:15.911	+ 1.317	11:43:16.608	13 -	1:38.945	+ 24.351	11:52:34.595
7 -	1:15.466	+ 0.872	11:44:32.074				
3	Kenneth ANDREWS		Alpine Motorsport				
1 -	8:46.461	+ 7:31.817	11:37:33.263	7 -	1:15.423	+ 0.779	11:45:23.388
2 -	1:20.854	+ 6.210	11:38:54.117	8 -	1:17.583	+ 2.939	11:46:40.971
3 -	1:19.096	+ 4.452	11:40:13.213	9 -	1:14.685	+ 0.041	11:47:55.656
4 -	1:18.203	+ 3.559	11:41:31.416	10 -	1:15.444	+ 0.800	11:49:11.100
5 -	1:17.583	+ 2.939	11:42:48.999	11 -	1:14.644		11:50:25.744
6 -	1:18.966	+ 4.322	11:44:07.965	12 -	1:42.064	+ 27.420	11:52:07.808
4	Ahmad AL HARTHY		Hillspeed				
1 -	7:26.178	+ 6:11.667	11:36:41.855	8 -	1:17.639	+ 3.128	11:45:47.807
2 -	1:20.871	+ 6.360	11:38:02.726	9 -	1:18.082	+ 3.571	11:47:05.889
3 -	1:19.990	+ 5.479	11:39:22.716	10 -	1:16.642	+ 2.131	11:48:22.531
4 -	1:20.602	+ 6.091	11:40:43.318	11 -	1:15.038	+ 0.527	11:49:37.569
5 -	1:15.991	+ 1.480	11:41:59.309	12 -	1:14.511		11:50:52.080
6 -	1:15.820	+ 1.309	11:43:15.129	13 -	1:38.437	+ 23.926	11:52:30.517
7 -	1:15.039	+ 0.528	11:44:30.168				
5	Menasheh IDAFAR		Hillspeed				
1 -	7:28.484	+ 6:13.404	11:36:38.692	7 -	1:32.790	+ 17.710	11:45:32.352
2 -	1:21.439	+ 6.359	11:38:00.131	8 -	1:17.208	+ 2.128	11:46:49.560
3 -	1:21.212	+ 6.132	11:39:21.343	9 -	1:15.080		11:48:04.640
4 -	1:17.260	+ 2.180	11:40:38.603	10 -	1:16.989	+ 1.909	11:49:21.629
5 -	1:16.104	+ 1.024	11:41:54.707	11 -	1:16.409	+ 1.329	11:50:38.038
6 -	2:04.855 P	+ 49.775	11:43:59.562	12 -	1:15.270	+ 0.190	11:51:53.308
7	Konstantinos KOTIS		Pearson Engineering Se				
1 -	7:48.760	+ 6:32.827	11:36:59.354	7 -	1:17.965	+ 2.032	11:45:12.055
2 -	1:27.853	+ 11.920	11:38:27.207	8 -	1:17.841	+ 1.908	11:46:29.896
3 -	1:24.874	+ 8.941	11:39:52.081	9 -	1:17.485	+ 1.552	11:47:47.381
4 -	1:21.655	+ 5.722	11:41:13.736	10 -	1:19.166	+ 3.233	11:49:06.547
5 -	1:20.639	+ 4.706	11:42:34.375	11 -	1:16.199	+ 0.266	11:50:22.746
6 -	1:19.715	+ 3.782	11:43:54.090	12 -	1:15.933		11:51:38.679
9	Isa YOUSIF		Alpine Motorsport				
1 -	7:24.445	+ 6:08.635	11:37:35.843	7 -	1:17.303	+ 1.493	11:45:33.742
2 -	1:23.435	+ 7.625	11:38:59.278	8 -	1:17.176	+ 1.366	11:46:50.918
3 -	1:21.367	+ 5.557	11:40:20.645	9 -	1:15.861	+ 0.051	11:48:06.779
4 -	1:19.472	+ 3.662	11:41:40.117	10 -	1:17.454	+ 1.644	11:49:24.233
5 -	1:17.027	+ 1.217	11:42:57.144	11 -	1:15.810		11:50:40.043
6 -	1:19.295	+ 3.485	11:44:16.439	12 -	1:16.760	+ 0.950	11:51:56.803
10	Adrian DIXON		Driver				
1 -	8:15.320	+ 6:53.692	11:37:05.546	7 -	1:26.441	+ 4.813	11:45:45.298
2 -	1:29.551	+ 7.923	11:38:35.097	8 -	1:27.195	+ 5.567	11:47:12.493
3 -	1:25.075	+ 3.447	11:40:00.172	9 -	1:24.844	+ 3.216	11:48:37.337
4 -	1:25.578	+ 3.950	11:41:25.750	10 -	1:22.087	+ 0.459	11:49:59.424

Thruxton
Circuit Length = 2.3560 miles
Start: 11:26 End: 11:53

Weather / Track : Cloudy / Wet

Formula Renault BARC Championship

QUALIFYING - RACE 3 - LAP ANALYSIS

5 -	1:26.585	+ 4.957	11:42:52.335	11 -	1:21.628		11:51:21.052
6 -	1:26.522	+ 4.894	11:44:18.857	12 -	1:23.135	+ 1.507	11:52:44.187
11	Ash DAVIES		Taro Motorsport				
1 -	1:26.343	+ 11.113	11:29:46.601	8 -	1:18.297	+ 3.067	11:45:48.103
2 -	8:14.628	+ 6:59.398	11:38:01.229	9 -	1:20.009	+ 4.779	11:47:08.112
3 -	1:21.027	+ 5.797	11:39:22.256	10 -	1:17.086	+ 1.856	11:48:25.198
4 -	1:18.964	+ 3.734	11:40:41.220	11 -	1:17.931	+ 2.701	11:49:43.129
5 -	1:16.699	+ 1.469	11:41:57.919	12 -	1:15.230		11:50:58.359
6 -	1:16.282	+ 1.052	11:43:14.201	13 -	1:27.283	+ 12.053	11:52:25.642
7 -	1:15.605	+ 0.375	11:44:29.806				
12	Jordi WECKX		Alpine Engineering				
1 -	7:47.473	+ 6:28.638	11:36:51.666	7 -	1:20.539	+ 1.704	11:45:13.506
2 -	1:27.877	+ 9.042	11:38:19.543	8 -	1:20.403	+ 1.568	11:46:33.909
3 -	1:26.250	+ 7.415	11:39:45.793	9 -	1:19.926	+ 1.091	11:47:53.835
4 -	1:23.751	+ 4.916	11:41:09.544	10 -	1:18.835		11:49:12.670
5 -	1:21.991	+ 3.156	11:42:31.535	11 -	1:20.118	+ 1.283	11:50:32.788
6 -	1:21.432	+ 2.597	11:43:52.967	12 -	1:19.379	+ 0.544	11:51:52.167
14	Joshua BROOKS		Boulevard Team Racing				
1 -	8:23.703	+ 7:06.741	11:37:04.827	7 -	1:18.211	+ 1.249	11:45:15.742
2 -	1:25.756	+ 8.794	11:38:30.583	8 -	1:17.853	+ 0.891	11:46:33.595
3 -	1:24.120	+ 7.158	11:39:54.703	9 -	1:17.155	+ 0.193	11:47:50.750
4 -	1:21.339	+ 4.377	11:41:16.042	10 -	1:17.153	+ 0.191	11:49:07.903
5 -	1:21.387	+ 4.425	11:42:37.429	11 -	1:17.017	+ 0.055	11:50:24.920
6 -	1:20.102	+ 3.140	11:43:57.531	12 -	1:16.962		11:51:41.882
15	Don de GRAAFF		Tempus Sport				
1 -	1:28.772	+ 12.906	11:30:05.996	8 -	1:17.236	+ 1.370	11:44:39.181
2 -	6:40.286	+ 5:24.420	11:36:46.282	9 -	1:15.866		11:45:55.047
3 -	1:23.016	+ 7.150	11:38:09.298	10 -	1:19.351	+ 3.485	11:47:14.398
4 -	1:19.913	+ 4.047	11:39:29.211	11 -	1:17.397	+ 1.531	11:48:31.795
5 -	1:18.566	+ 2.700	11:40:47.777	12 -	1:16.725	+ 0.859	11:49:48.520
6 -	1:17.464	+ 1.598	11:42:05.241	13 -	1:16.450	+ 0.584	11:51:04.970
7 -	1:16.704	+ 0.838	11:43:21.945	14 -	1:17.214	+ 1.348	11:52:22.184
16	Nathan COULTER		Triple D				
1 -	1:28.445	+ 13.844	11:39:01.318	7 -	2:09.773	+ 55.172	11:47:38.620
2 -	1:20.034	+ 5.433	11:40:21.352	8 -	1:15.242	+ 0.641	11:48:53.862
3 -	1:17.522	+ 2.921	11:41:38.874	9 -	1:14.910	+ 0.309	11:50:08.772
4 -	1:15.680	+ 1.079	11:42:54.554	10 -	1:14.601		11:51:23.373
5 -	1:18.835	+ 4.234	11:44:13.389	11 -	1:19.220	+ 4.619	11:52:42.593
6 -	1:15.458	+ 0.857	11:45:28.847				
18	Steven DURRANT		Driver				
1 -	8:20.767	+ 7:00.054	11:36:59.240	7 -	1:22.091	+ 1.378	11:45:22.772
2 -	1:27.058	+ 6.345	11:38:26.298	8 -	1:21.848	+ 1.135	11:46:44.620
3 -	1:24.397	+ 3.684	11:39:50.695	9 -	1:20.713		11:48:05.333
4 -	1:23.502	+ 2.789	11:41:14.197	10 -	2:11.699 P	+ 50.986	11:50:17.032
5 -	1:23.593	+ 2.880	11:42:37.790	11 -	1:27.402	+ 6.689	11:51:44.434
6 -	1:22.891	+ 2.178	11:44:00.681				
20	Edward HEINZELMANN		Heuthsports of Royston				
1 -	7:27.723	+ 6:08.216	11:37:05.868	7 -	1:25.758	+ 6.251	11:45:44.882
2 -	1:35.580	+ 16.073	11:38:41.448	8 -	1:22.299	+ 2.792	11:47:07.181
3 -	1:25.470	+ 5.963	11:40:06.918	9 -	1:21.996	+ 2.489	11:48:29.177
4 -	1:24.388	+ 4.881	11:41:31.306	10 -	1:20.351	+ 0.844	11:49:49.528
5 -	1:23.892	+ 4.385	11:42:55.198	11 -	1:19.797	+ 0.290	11:51:09.325
6 -	1:23.926	+ 4.419	11:44:19.124	12 -	1:19.507		11:52:28.832
21	James SIMONS		Driver				
1 -	8:11.294	+ 6:36.905	11:37:20.480	6 -	1:39.430	+ 5.041	11:45:53.204
2 -	1:45.280	+ 10.891	11:39:05.760	7 -	1:40.213	+ 5.824	11:47:33.417

Thruxton
Circuit Length = 2.3560 miles
Start: 11:26 End: 11:53

Weather / Track : Cloudy / Wet

Formula Renault BARC Championship

QUALIFYING - RACE 3 - LAP ANALYSIS

3 -	1:46.671	+ 12.282	11:40:52.431	8 -	1:37.849	+ 3.460	11:49:11.266
4 -	1:42.094	+ 7.705	11:42:34.525	9 -	1:36.791	+ 2.402	11:50:48.057
5 -	1:39.249	+ 4.860	11:44:13.774	10 -	1:34.389		11:52:22.446
23	Dave REES		Reon Motorsport				
1 -	8:04.567	+ 6:47.294	11:37:10.496	7 -	1:20.364	+ 3.091	11:45:37.671
2 -	1:27.479	+ 10.206	11:38:37.975	8 -	1:17.764	+ 0.491	11:46:55.435
3 -	1:26.916	+ 9.643	11:40:04.891	9 -	1:42.179	+ 24.906	11:48:37.614
4 -	1:24.345	+ 7.072	11:41:29.236	10 -	1:21.213	+ 3.940	11:49:58.827
5 -	1:23.853	+ 6.580	11:42:53.089	11 -	1:17.273		11:51:16.100
6 -	1:24.218	+ 6.945	11:44:17.307	12 -	1:17.589	+ 0.316	11:52:33.689
25	Roberto TIRONE		Reon Motorsport				
1 -	8:15.361	+ 6:58.112	11:36:57.657	7 -	1:21.307	+ 4.058	11:45:22.299
2 -	1:27.965	+ 10.716	11:38:25.622	8 -	1:21.217	+ 3.968	11:46:43.516
3 -	1:25.800	+ 8.551	11:39:51.422	9 -	1:18.929	+ 1.680	11:48:02.445
4 -	1:23.811	+ 6.562	11:41:15.233	10 -	1:19.730	+ 2.481	11:49:22.175
5 -	1:22.979	+ 5.730	11:42:38.212	11 -	1:18.466	+ 1.217	11:50:40.641
6 -	1:22.780	+ 5.531	11:44:00.992	12 -	1:17.249		11:51:57.890
26	James DIXON		Mark Burdett Motorsport				
1 -	1:23.517	+ 8.896	11:29:38.178	8 -	1:15.618	+ 0.997	11:44:38.568
2 -	7:14.982	+ 6:00.361	11:36:53.160	9 -	1:15.473	+ 0.852	11:45:54.041
3 -	1:20.832	+ 6.211	11:38:13.992	10 -	1:23.347	+ 8.726	11:47:17.388
4 -	1:17.918	+ 3.297	11:39:31.910	11 -	1:16.188	+ 1.567	11:48:33.576
5 -	1:18.364	+ 3.743	11:40:50.274	12 -	1:14.985	+ 0.364	11:49:48.561
6 -	1:16.755	+ 2.134	11:42:07.029	13 -	1:14.621		11:51:03.182
7 -	1:15.921	+ 1.300	11:43:22.950	14 -	1:15.657	+ 1.036	11:52:18.839
27	Johannes SEIDLITZ		Mark Burdett Motorsport				
1 -	1:22.597	+ 8.034	11:29:35.247	8 -	1:15.323	+ 0.760	11:44:56.098
2 -	7:14.168	+ 5:59.605	11:36:49.415	9 -	1:14.980	+ 0.417	11:46:11.078
3 -	1:21.758	+ 7.195	11:38:11.173	10 -	1:15.784	+ 1.221	11:47:26.862
4 -	1:18.278	+ 3.715	11:39:29.451	11 -	1:14.563		11:48:41.425
5 -	1:37.604	+ 23.041	11:41:07.055	12 -	1:16.336	+ 1.773	11:49:57.761
6 -	1:17.223	+ 2.660	11:42:24.278	13 -	1:14.585	+ 0.022	11:51:12.346
7 -	1:16.497	+ 1.934	11:43:40.775	14 -	1:16.930	+ 2.367	11:52:29.276
31	Steve HANSELMAN		Driver				
1 -	1:32.681	+ 9.266	11:29:59.975	7 -	1:29.326	+ 5.911	11:44:22.258
2 -	7:02.262	+ 5:38.847	11:37:02.237	8 -	1:25.154	+ 1.739	11:45:47.412
3 -	1:30.152	+ 6.737	11:38:32.389	9 -	1:25.920	+ 2.505	11:47:13.332
4 -	1:27.482	+ 4.067	11:39:59.871	10 -	1:25.611	+ 2.196	11:48:38.943
5 -	1:25.560	+ 2.145	11:41:25.431	11 -	1:23.415		11:50:02.358
6 -	1:27.501	+ 4.086	11:42:52.932				
32	Lee DWYER		SSS Motorsport				
1 -	1:26.633	+ 10.987	11:29:52.533	7 -	1:17.979	+ 2.333	11:44:09.508
2 -	7:36.467	+ 6:20.821	11:37:29.000	8 -	1:16.787	+ 1.141	11:45:26.295
3 -	1:23.373	+ 7.727	11:38:52.373	9 -	1:16.325	+ 0.679	11:46:42.620
4 -	1:21.427	+ 5.781	11:40:13.800	10 -	1:15.646		11:47:58.266
5 -	1:19.106	+ 3.460	11:41:32.906	11 -	3:20.458 P	+ 2:04.812	11:51:18.724
6 -	1:18.623	+ 2.977	11:42:51.529	12 -	1:21.654	+ 6.008	11:52:40.378
41	Fraser SMART		Driver				
1 -	10:31.904 P	+ 9:08.266	11:39:17.544	5 -	1:23.638		11:45:07.582
2 -	1:35.158	+ 11.520	11:40:52.702	6 -	5:28.986 P	+ 4:05.348	11:50:36.568
3 -	1:26.686	+ 3.048	11:42:19.388	7 -	2:47.192	+ 1:23.554	11:53:23.760
4 -	1:24.556	+ 0.918	11:43:43.944				
44	Ollie HANCOCK		Apotex Scorpio Motorsport				
1 -	6:42.682	+ 5:27.984	11:36:38.027	8 -	1:15.100	+ 0.402	11:45:43.821
2 -	1:22.650	+ 7.952	11:38:00.677	9 -	1:21.313	+ 6.615	11:47:05.134
3 -	1:21.328	+ 6.630	11:39:22.005	10 -	1:15.766	+ 1.068	11:48:20.900

Thruxton
 Circuit Length = 2.3560 miles
 Start: 11:26 End: 11:53

Weather / Track : Cloudy / Wet

Formula Renault BARC Championship
QUALIFYING - RACE 3 - LAP ANALYSIS

4 -	1:16.931	+ 2.233	11:40:38.936	11 -	1:14.819	+ 0.121	11:49:35.719
5 -	1:18.411	+ 3.713	11:41:57.347	12 -	1:14.698		11:50:50.417
6 -	1:16.023	+ 1.325	11:43:13.370	13 -	1:37.786	+ 23.088	11:52:28.203
7 -	1:15.351	+ 0.653	11:44:28.721				
56	Michael LYONS			Hillspeed			
1 -	7:39.405	+ 6:23.836	11:36:44.095	8 -	1:16.387	+ 0.818	11:45:52.482
2 -	1:23.597	+ 8.028	11:38:07.692	9 -	1:17.810	+ 2.241	11:47:10.292
3 -	1:20.107	+ 4.538	11:39:27.799	10 -	1:18.350	+ 2.781	11:48:28.642
4 -	1:19.533	+ 3.964	11:40:47.332	11 -	1:15.569		11:49:44.211
5 -	1:17.099	+ 1.530	11:42:04.431	12 -	1:15.867	+ 0.298	11:51:00.078
6 -	1:15.865	+ 0.296	11:43:20.296	13 -	1:19.605	+ 4.036	11:52:19.683
7 -	1:15.799	+ 0.230	11:44:36.095				
88	Kourosh KHANI			Welch Motorsport			
1 -	1:30.383	+ 13.412	11:29:58.515	8 -	1:21.893	+ 4.922	11:45:06.841
2 -	6:47.110	+ 5:30.139	11:36:45.625	9 -	1:19.334	+ 2.363	11:46:26.175
3 -	1:23.746	+ 6.775	11:38:09.371	10 -	1:18.873	+ 1.902	11:47:45.048
4 -	1:24.089	+ 7.118	11:39:33.460	11 -	1:17.967	+ 0.996	11:49:03.015
5 -	1:22.940	+ 5.969	11:40:56.400	12 -	1:16.971		11:50:19.986
6 -	1:22.315	+ 5.344	11:42:18.715	13 -	1:17.111	+ 0.140	11:51:37.097
7 -	1:26.233	+ 9.262	11:43:44.948				
97	Pierre RENOM			Mark Burdett Motorsport			
1 -	8:26.335	+ 7:08.386	11:37:09.852	6 -	1:19.808	+ 1.859	11:45:11.803
2 -	1:29.755	+ 11.806	11:38:39.607	7 -	1:18.915	+ 0.966	11:46:30.718
3 -	1:26.513	+ 8.564	11:40:06.120	8 -	1:17.949		11:47:48.667
4 -	2:18.561 P	+ 1:00.612	11:42:24.681	9 -	1:30.228	+ 12.279	11:49:18.895
5 -	1:27.314	+ 9.365	11:43:51.995	10 -	1:18.701	+ 0.752	11:50:37.596

Formula Renault BARC Championship

RACE 3 - GRID

ROW 14	1:34.389 21 James SIMONS	22 Ellis HARKINS
ROW 13	1:23.415 31 Steve HANSELMAN	41 Fraser SMART
ROW 12	1:20.713 18 Steven DURRANT	10 Adrian DIXON
ROW 11	1:18.835 12 Jordi WECKX	20 Edward HEINZELMANN
ROW 10	1:17.273 23 Dave REES	97 Pierre RENOM
ROW 9	1:16.971 88 Kouros KKHANI	25 Roberto TIRONE
ROW 8	1:15.933 7 Konstantinos KOTIS	14 Joshua BROOKS
ROW 7	1:15.810 9 Isa YOUSIF	15 Don de GRAAFF
ROW 6	1:15.569 56 Michael LYONS	32 Lee DWYER
ROW 5	1:15.230 11 Ash DAVIES	1 Ian PEARSON
ROW 4	1:14.698 44 Ollie HANCOCK	5 Menasheh IDAFAR
ROW 3	1:14.621 26 James DIXON	3 Kenneth ANDREWS
ROW 2	1:14.594 2 Brett PARRIS	16 Nathan COULTER
ROW 1	1:14.511 4 Ahmad AL HARTHY	27 Johannes SEIDLITZ
Pole		
		

Thruxton
Circuit Length = 2.3560 miles

Clerk of Course :

Timekeeper :

Dunlop Mini Miglia Championship

QUALIFYING - RACE 4 - CLASSIFICATION

POS	NO	CL	NAME	ENTRY	TIME	ON	LAPS	GAP	DIFF	MPH
1	1		Andrew HACK	Mini Miglia	1:29.592	7	9			94.66
2	12		Paul THOMPSON	Mini Salon Miglia	1:30.635	9	9	1.043	1.043	93.57
3	11		Peter BALDWIN	Mini Miglia	1:30.659	9	9	1.067	0.024	93.55
4	21		David EDGECOMBE	Mini Edgecoms Miglia	1:30.881	8	8	1.289	0.222	93.32
5	4		Colin PEACOCK	Mini Miglia	1:31.107	9	9	1.515	0.226	93.09
6	98		Mark SMITH	Mini Miglia	1:31.164	9	9	1.572	0.057	93.03
7	77		Ralph SAUNDERS	Mini Miglia	1:31.646	4	4	2.054	0.482	92.54
8	26		Owen STINCHCOMBE	Mini Edgecoms Miglia	1:31.790	9	9	2.198	0.144	92.40
9	9		Mark SIMS	Mini Miglia	1:32.544	6	9	2.952	0.754	91.64
10	50		Richard WAGER	TCR Motorsport JimTune Mini	1:32.832	5	8	3.240	0.288	91.36
11	42		Paul SIMMONDS	Mini Miglia	1:32.894	4	8	3.302	0.062	91.30
12	24		Nuno PIMENTA	Mini Miglia	1:34.036	8	8	4.444	1.142	90.19
13	5		Sarah MUNNS	Mini Miglia	1:35.909	8	8	6.317	1.873	88.43
14	28		Robert HUMPHREYS	Mini Vickers	1:36.787	8	8	7.195	0.878	87.63
15	16		Andrew WORSLEY	Mini Miglia	1:36.862	8	8	7.270	0.075	87.56
16	13		Phil HARVEY	Motley Mini	1:38.359	8	8	8.767	1.497	86.23

Weather / Track : Cloudy / Damp

These results are provisional until the conclusion of any judicial and technical matters.

Thruxton
 Circuit Length = 2.3560 miles
 Start: 11:59 End: 12:16

Clerk of Course :		Timekeeper :
-------------------	--	--------------

Dunlop Mini Miglia Championship

QUALIFYING - RACE 4 - LAP ANALYSIS

1	Andrew HACK		Mini Miglia				
1 -	1:35.315	+ 5.723	12:03:39.102	6 -	1:30.493	+ 0.901	12:11:16.332
2 -	1:31.652	+ 2.060	12:05:10.754	7 -	1:29.592		12:12:45.924
3 -	1:29.773	+ 0.181	12:06:40.527	8 -	1:42.414	+ 12.822	12:14:28.338
4 -	1:30.760	+ 1.168	12:08:11.287	9 -	1:33.568	+ 3.976	12:16:01.906
5 -	1:34.552	+ 4.960	12:09:45.839				
4	Colin PEACOCK		Mini Miglia				
1 -	1:35.207	+ 4.100	12:03:47.352	6 -	1:31.897	+ 0.790	12:11:27.646
2 -	1:32.660	+ 1.553	12:05:20.012	7 -	1:31.511	+ 0.404	12:12:59.157
3 -	1:31.794	+ 0.687	12:06:51.806	8 -	1:31.946	+ 0.839	12:14:31.103
4 -	1:31.869	+ 0.762	12:08:23.675	9 -	1:31.107		12:16:02.210
5 -	1:32.074	+ 0.967	12:09:55.749				
5	Sarah MUNNS		Mini Miglia				
1 -	1:44.020	+ 8.111	12:03:48.816	5 -	1:36.349	+ 0.440	12:10:17.178
2 -	1:38.285	+ 2.376	12:05:27.101	6 -	1:36.352	+ 0.443	12:11:53.530
3 -	1:37.145	+ 1.236	12:07:04.246	7 -	1:36.010	+ 0.101	12:13:29.540
4 -	1:36.583	+ 0.674	12:08:40.829	8 -	1:35.909		12:15:05.449
9	Mark SIMS		Mini Miglia				
1 -	1:35.024	+ 2.480	12:03:32.286	6 -	1:32.544		12:11:18.930
2 -	1:34.649	+ 2.105	12:05:06.935	7 -	1:33.213	+ 0.669	12:12:52.143
3 -	1:33.289	+ 0.745	12:06:40.224	8 -	1:33.833	+ 1.289	12:14:25.976
4 -	1:32.603	+ 0.059	12:08:12.827	9 -	1:38.016	+ 5.472	12:16:03.992
5 -	1:33.559	+ 1.015	12:09:46.386				
11	Peter BALDWIN		Mini Miglia				
1 -	1:33.602	+ 2.943	12:03:29.746	6 -	1:30.964	+ 0.305	12:11:13.351
2 -	1:36.421	+ 5.762	12:05:06.167	7 -	1:31.152	+ 0.493	12:12:44.503
3 -	1:31.596	+ 0.937	12:06:37.763	8 -	1:47.805	+ 17.146	12:14:32.308
4 -	1:31.466	+ 0.807	12:08:09.229	9 -	1:30.659		12:16:02.967
5 -	1:33.158	+ 2.499	12:09:42.387				
12	Paul THOMPSON		Mini Salon Miglia				
1 -	1:33.742	+ 3.107	12:03:31.641	6 -	1:33.421	+ 2.786	12:11:14.860
2 -	1:33.559	+ 2.924	12:05:05.200	7 -	1:32.067	+ 1.432	12:12:46.927
3 -	1:33.182	+ 2.547	12:06:38.382	8 -	1:41.953	+ 11.318	12:14:28.880
4 -	1:31.523	+ 0.888	12:08:09.905	9 -	1:30.635		12:15:59.515
5 -	1:31.534	+ 0.899	12:09:41.439				
13	Phil HARVEY		Motley Mini				
1 -	1:51.970	+ 13.611	12:04:02.627	5 -	1:39.889	+ 1.530	12:10:57.453
2 -	1:45.282	+ 6.923	12:05:47.909	6 -	1:40.049	+ 1.690	12:12:37.502
3 -	1:48.137	+ 9.778	12:07:36.046	7 -	1:38.914	+ 0.555	12:14:16.416
4 -	1:41.518	+ 3.159	12:09:17.564	8 -	1:38.359		12:15:54.775
16	Andrew WORSLEY		Mini Miglia				
1 -	1:44.427	+ 7.565	12:04:00.103	5 -	1:39.604	+ 2.742	12:10:43.378
2 -	1:41.810	+ 4.948	12:05:41.913	6 -	1:38.175	+ 1.313	12:12:21.553
3 -	1:41.432	+ 4.570	12:07:23.345	7 -	1:37.547	+ 0.685	12:13:59.100
4 -	1:40.429	+ 3.567	12:09:03.774	8 -	1:36.862		12:15:35.962
21	David EDGEcombe		Mini Edgecoms Miglia				
1 -	1:36.366	+ 5.485	12:03:23.376	5 -	2:21.175 p	+ 50.294	12:10:24.705
2 -	1:34.391	+ 3.510	12:04:57.767	6 -	1:57.804	+ 26.923	12:12:22.509
3 -	1:33.553	+ 2.672	12:06:31.320	7 -	1:40.962	+ 10.081	12:14:03.471
4 -	1:32.210	+ 1.329	12:08:03.530	8 -	1:30.881		12:15:34.352
24	Nuno PIMENTA		Mini Miglia				
1 -	1:44.095	+ 10.059	12:03:55.134	5 -	1:53.462	+ 19.426	12:10:39.003
2 -	1:38.435	+ 4.399	12:05:33.569	6 -	1:38.164	+ 4.128	12:12:17.167
3 -	1:36.876	+ 2.840	12:07:10.445	7 -	1:35.930	+ 1.894	12:13:53.097

Thrupton
Circuit Length = 2.3560 miles
Start: 11:59 End: 12:16

Weather / Track : Cloudy / Damp


Dunlop Mini Miglia Championship

QUALIFYING - RACE 4 - LAP ANALYSIS

4 -	1:35.096	+ 1.060	12:08:45.541	8 -	1:34.036		12:15:27.133
26	Owen STINCHCOMBE		Mini Edgecoms Miglia				
1 -	1:41.144	+ 9.354	12:03:30.894	6 -	1:34.082	+ 2.292	12:11:23.949
2 -	1:36.921	+ 5.131	12:05:07.815	7 -	1:33.803	+ 2.013	12:12:57.752
3 -	1:34.323	+ 2.533	12:06:42.138	8 -	1:35.459	+ 3.669	12:14:33.211
4 -	1:33.139	+ 1.349	12:08:15.277	9 -	1:31.790		12:16:05.001
5 -	1:34.590	+ 2.800	12:09:49.867				
28	Robert HUMPHREYS		Mini Vickers				
1 -	1:44.056	+ 7.269	12:03:47.238	5 -	1:43.759	+ 6.972	12:10:37.880
2 -	1:43.293	+ 6.506	12:05:30.531	6 -	1:38.559	+ 1.772	12:12:16.439
3 -	1:41.024	+ 4.237	12:07:11.555	7 -	1:37.346	+ 0.559	12:13:53.785
4 -	1:42.566	+ 5.779	12:08:54.121	8 -	1:36.787		12:15:30.572
42	Paul SIMMONDS		Mini Miglia				
1 -	1:38.387	+ 5.493	12:03:43.921	5 -	1:33.965	+ 1.071	12:09:59.197
2 -	1:34.154	+ 1.260	12:05:18.075	6 -	1:46.796	+ 13.902	12:11:45.993
3 -	1:34.263	+ 1.369	12:06:52.338	7 -	1:33.967	+ 1.073	12:13:19.960
4 -	1:32.894		12:08:25.232	8 -	1:46.645	+ 13.751	12:15:06.605
50	Richard WAGER		TCR Motorsport JimTune Mini				
1 -	1:37.139	+ 4.307	12:03:51.312	5 -	1:32.832		12:10:05.890
2 -	1:33.822	+ 0.990	12:05:25.134	6 -	1:40.901	+ 8.069	12:11:46.791
3 -	1:34.658	+ 1.826	12:06:59.792	7 -	1:35.896	+ 3.064	12:13:22.687
4 -	1:33.266	+ 0.434	12:08:33.058	8 -	1:46.491	+ 13.659	12:15:09.178
77	Ralph SAUNDERS		Mini Miglia				
1 -	1:34.937	+ 3.291	12:03:29.506	3 -	1:36.056	+ 4.410	12:06:39.555
2 -	1:33.993	+ 2.347	12:05:03.499	4 -	1:31.646		12:08:11.201
98	Mark SMITH		Mini Miglia				
1 -	1:36.097	+ 4.933	12:03:29.111	6 -	1:31.172	+ 0.008	12:11:14.313
2 -	1:35.176	+ 4.012	12:05:04.287	7 -	1:31.355	+ 0.191	12:12:45.668
3 -	1:34.278	+ 3.114	12:06:38.565	8 -	1:44.031	+ 12.867	12:14:29.699
4 -	1:32.415	+ 1.251	12:08:10.980	9 -	1:31.164		12:16:00.863
5 -	1:32.161	+ 0.997	12:09:43.141				

Dunlop Mini Miglia Championship

RACE 4 - GRID

ROW 8	1:36.862 16 Andrew WORSLEY	1:38.359 13 Phil HARVEY
ROW 7	1:35.909 5 Sarah MUNNS	1:36.787 28 Robert HUMPHREYS
ROW 6	1:32.894 42 Paul SIMMONDS	1:34.036 24 Nuno PIMENTA
ROW 5	1:32.544 9 Mark SIMS	1:32.832 50 Richard WAGER
ROW 4	1:31.646 77 Ralph SAUNDERS	1:31.790 26 Owen STINCHCOMBE
ROW 3	1:31.107 4 Colin PEACOCK	1:31.164 98 Mark SMITH
ROW 2	1:30.659 11 Peter BALDWIN	1:30.881 21 David EDGECOMBE
ROW 1	1:29.592 1 Andrew HACK	1:30.635 12 Paul THOMPSON
Pole		
		

Thruxton
Circuit Length = 2.3560 miles

Clerk of Course :

Timekeeper :

BARC Dunlop Clubmans Cup

QUALIFYING - RACE 5 - CLASSIFICATION

POS	NO	CL	NAME	ENTRY	TIME	ON	LAPS	GAP	DIFF	MPH
1	1		Daniel GIBSON	GEM 008	1:20.989	8	8			104.72
2	2		Adrian LESTER	Mallock Mk 35	1:21.020	9	10	0.031	0.031	104.68
3	7		Paul GIBSON	Gem 008	1:21.081	10	10	0.092	0.061	104.60
4	50		Clive WOOD	Mallock Mk28	1:21.343	10	10	0.354	0.262	104.26
5	73		Adrian LANGRIDGE	Mallock Mk 23	1:21.407	7	9	0.418	0.064	104.18
6	22		Barry WEBB	Mallock MK 23 /03 BW	1:21.613	6	10	0.624	0.206	103.92
7	4		Howard PAYNE	Mallock MK20B	1:21.785	7	10	0.796	0.172	103.70
8	13		Guy PARR	GEM 08	1:22.284	6	10	1.295	0.499	103.07
9	51		Jason MONEY	Avalan 3	1:22.571	6	9	1.582	0.287	102.71
10	3		Paul FREEMAN	Ardmore FR95B	1:22.573	10	10	1.584	0.002	102.71
11	29		Alex OSBORNE	Mallock Mk28	1:22.788	9	9	1.799	0.215	102.44
12	17		Marcus BICKNELL	Mallock Mk.26	1:23.097	8	9	2.108	0.309	102.06
13	60		Brian JORDAN	Mallock MK27/30 SG	1:23.207	6	9	2.218	0.110	101.93
14	8		Jamie CHAMPKIN	Phantom P94/08	1:23.297	8	10	2.308	0.090	101.82
15	65		Ian CROMBIE	Mallock MK 28B	1:23.400	6	9	2.411	0.103	101.69
16	23		Des ANDREWS	Mallock Mk27/28	1:23.989	9	9	3.000	0.589	100.98
17	18		Alexander CHAMPKIN	Mallock EBX	1:25.139	9	9	4.150	1.150	99.62

Weather / Track : Cloudy / Drying

These results are provisional until the conclusion of any judicial and technical matters.

Thruxton
Circuit Length = 2.3560 miles
Start: 12:21 End: 12:37

Clerk of Course :

Timekeeper :

BARC Dunlop Clubmans Cup

QUALIFYING - RACE 5 - LAP ANALYSIS

1	Daniel GIBSON		GEM 008				
1 -	1:23.732	+ 2.743	12:24:33.439	5 -	1:24.202	+ 3.213	12:31:17.499
2 -	1:21.913	+ 0.924	12:25:55.352	6 -	2:35.642 P	+ 1:14.653	12:33:53.141
3 -	1:21.949	+ 0.960	12:27:17.301	7 -	1:25.834	+ 4.845	12:35:18.975
4 -	2:35.996 P	+ 1:15.007	12:29:53.297	8 -	1:20.989		12:36:39.964
2	Adrian LESTER		Mallock Mk 35				
1 -	1:30.195	+ 9.175	12:24:40.064	6 -	1:22.195	+ 1.175	12:31:36.111
2 -	1:24.551	+ 3.531	12:26:04.615	7 -	1:21.900	+ 0.880	12:32:58.011
3 -	1:22.887	+ 1.867	12:27:27.502	8 -	1:21.364	+ 0.344	12:34:19.375
4 -	1:23.587	+ 2.567	12:28:51.089	9 -	1:21.020		12:35:40.395
5 -	1:22.827	+ 1.807	12:30:13.916	10 -	1:22.377	+ 1.357	12:37:02.772
3	Paul FREEMAN		Ardmore FR95B				
1 -	1:34.133	+ 11.560	12:24:31.122	6 -	1:23.717	+ 1.144	12:31:39.807
2 -	1:29.178	+ 6.605	12:26:00.300	7 -	1:23.638	+ 1.065	12:33:03.445
3 -	1:26.237	+ 3.664	12:27:26.537	8 -	1:32.214	+ 9.641	12:34:35.659
4 -	1:25.298	+ 2.725	12:28:51.835	9 -	1:22.974	+ 0.401	12:35:58.633
5 -	1:24.255	+ 1.682	12:30:16.090	10 -	1:22.573		12:37:21.206
4	Howard PAYNE		Mallock MK20B				
1 -	1:25.847	+ 4.062	12:24:12.789	6 -	1:22.308	+ 0.523	12:31:04.744
2 -	1:23.215	+ 1.430	12:25:36.004	7 -	1:21.785		12:32:26.529
3 -	1:21.806	+ 0.021	12:26:57.810	8 -	1:24.136	+ 2.351	12:33:50.665
4 -	1:22.509	+ 0.724	12:28:20.319	9 -	1:38.678	+ 16.893	12:35:29.343
5 -	1:22.117	+ 0.332	12:29:42.436	10 -	1:23.658	+ 1.873	12:36:53.001
7	Paul GIBSON		Gem 008				
1 -	1:26.727	+ 5.646	12:24:47.859	6 -	1:21.961	+ 0.880	12:31:44.861
2 -	1:24.020	+ 2.939	12:26:11.879	7 -	1:21.280	+ 0.199	12:33:06.141
3 -	1:23.056	+ 1.975	12:27:34.935	8 -	1:21.562	+ 0.481	12:34:27.703
4 -	1:25.021	+ 3.940	12:28:59.956	9 -	1:21.461	+ 0.380	12:35:49.164
5 -	1:22.944	+ 1.863	12:30:22.900	10 -	1:21.081		12:37:10.245
8	Jamie CHAMPKIN		Phantom P94/08				
1 -	1:32.991	+ 9.694	12:24:35.703	6 -	1:23.562	+ 0.265	12:31:40.528
2 -	1:27.087	+ 3.790	12:26:02.790	7 -	1:23.467	+ 0.170	12:33:03.995
3 -	1:25.348	+ 2.051	12:27:28.138	8 -	1:23.297		12:34:27.292
4 -	1:24.708	+ 1.411	12:28:52.846	9 -	1:24.311	+ 1.014	12:35:51.603
5 -	1:24.120	+ 0.823	12:30:16.966	10 -	1:23.731	+ 0.434	12:37:15.334
13	Guy PARR		GEM 08				
1 -	1:27.042	+ 4.758	12:24:31.664	6 -	1:22.284		12:31:28.601
2 -	1:24.982	+ 2.698	12:25:56.646	7 -	1:24.423	+ 2.139	12:32:53.024
3 -	1:23.146	+ 0.862	12:27:19.792	8 -	1:24.353	+ 2.069	12:34:17.377
4 -	1:23.899	+ 1.615	12:28:43.691	9 -	1:22.404	+ 0.120	12:35:39.781
5 -	1:22.626	+ 0.342	12:30:06.317	10 -	1:22.343	+ 0.059	12:37:02.124
17	Marcus BICKNELL		Mallock Mk.26				
1 -	1:29.152	+ 6.055	12:24:51.611	6 -	1:23.516	+ 0.419	12:31:55.258
2 -	1:25.671	+ 2.574	12:26:17.282	7 -	1:23.940	+ 0.843	12:33:19.198
3 -	1:25.345	+ 2.248	12:27:42.627	8 -	1:23.097		12:34:42.295
4 -	1:24.788	+ 1.691	12:29:07.415	9 -	1:24.084	+ 0.987	12:36:06.379
5 -	1:24.327	+ 1.230	12:30:31.742				
18	Alexander CHAMPKIN		Mallock EBX				
1 -	1:39.048	+ 13.909	12:25:02.766	6 -	1:26.729	+ 1.590	12:32:25.993
2 -	1:32.582	+ 7.443	12:26:35.348	7 -	1:28.436	+ 3.297	12:33:54.429
3 -	1:29.656	+ 4.517	12:28:05.004	8 -	1:28.335	+ 3.196	12:35:22.764
4 -	1:27.367	+ 2.228	12:29:32.371	9 -	1:25.139		12:36:47.903
5 -	1:26.893	+ 1.754	12:30:59.264				

Weather / Track : Cloudy / Drying

Thruxton
Circuit Length = 2.3560 miles
Start: 12:21 End: 12:37

BARC Dunlop Clubmans Cup

QUALIFYING - RACE 5 - LAP ANALYSIS


22	Barry WEBB		Mallock MK 23 /03 BW			
1 -	1:25.231	+ 3.618	12:24:16.306	6 -	1:21.613	12:31:11.980
2 -	1:22.256	+ 0.643	12:25:38.562	7 -	1:21.819	+ 0.206
3 -	1:21.941	+ 0.328	12:27:00.503	8 -	1:21.813	+ 0.200
4 -	1:28.115	+ 6.502	12:28:28.618	9 -	1:23.142	+ 1.529
5 -	1:21.749	+ 0.136	12:29:50.367	10 -	1:22.250	+ 0.637
23	Des ANDREWS		Mallock Mk27/28			
1 -	1:31.043	+ 7.054	12:24:37.290	6 -	1:24.870	+ 0.881
2 -	1:28.011	+ 4.022	12:26:05.301	7 -	1:27.319	+ 3.330
3 -	1:27.064	+ 3.075	12:27:32.365	8 -	1:24.560	+ 0.571
4 -	1:27.387	+ 3.398	12:28:59.752	9 -	1:23.989	12:36:09.211
5 -	1:28.721	+ 4.732	12:30:28.473			
29	Alex OSBORNE		Mallock Mk28			
1 -	1:32.047	+ 9.259	12:25:03.216	6 -	1:23.125	+ 0.337
2 -	1:27.240	+ 4.452	12:26:30.456	7 -	1:25.947	+ 3.159
3 -	1:24.151	+ 1.363	12:27:54.607	8 -	1:23.701	+ 0.913
4 -	1:23.911	+ 1.123	12:29:18.518	9 -	1:22.788	12:36:17.444
5 -	1:23.365	+ 0.577	12:30:41.883			
50	Clive WOOD		Mallock Mk28			
1 -	1:25.535	+ 4.192	12:24:13.475	6 -	1:22.112	+ 0.769
2 -	1:23.604	+ 2.261	12:25:37.079	7 -	1:21.614	+ 0.271
3 -	1:22.891	+ 1.548	12:26:59.970	8 -	1:22.199	+ 0.856
4 -	1:22.850	+ 1.507	12:28:22.820	9 -	1:23.600	+ 2.257
5 -	1:22.501	+ 1.158	12:29:45.321	10 -	1:21.343	12:36:36.189
51	Jason MONEY		Avalan 3			
1 -	1:34.238	+ 11.667	12:24:58.482	6 -	1:22.571	12:32:00.639
2 -	1:28.728	+ 6.157	12:26:27.210	7 -	1:25.187	+ 2.616
3 -	1:24.806	+ 2.235	12:27:52.016	8 -	1:22.761	+ 0.190
4 -	1:22.898	+ 0.327	12:29:14.914	9 -	1:22.597	+ 0.026
5 -	1:23.154	+ 0.583	12:30:38.068			
60	Brian JORDAN		Mallock MK27/30 SG			
1 -	1:33.278	+ 10.071	12:24:41.149	6 -	1:23.207	12:31:50.070
2 -	1:27.861	+ 4.654	12:26:09.010	7 -	1:26.800	+ 3.593
3 -	1:24.909	+ 1.702	12:27:33.919	8 -	1:24.532	+ 1.325
4 -	1:26.022	+ 2.815	12:28:59.941	9 -	1:24.033	+ 0.826
5 -	1:26.922	+ 3.715	12:30:26.863			
65	Ian CROMBIE		Mallock MK 28B			
1 -	1:31.759	+ 8.359	12:24:43.337	6 -	1:23.400	12:31:48.706
2 -	1:26.493	+ 3.093	12:26:09.830	7 -	1:40.777	+ 17.377
3 -	1:26.063	+ 2.663	12:27:35.893	8 -	1:26.042	+ 2.642
4 -	1:24.908	+ 1.508	12:29:00.801	9 -	1:23.531	+ 0.131
5 -	1:24.505	+ 1.105	12:30:25.306			
73	Adrian LANGRIDGE		Mallock Mk 23			
1 -	1:31.446	+ 10.039	12:25:03.666	6 -	1:21.440	+ 0.033
2 -	1:27.108	+ 5.701	12:26:30.774	7 -	1:21.407	12:33:29.798
3 -	1:28.072	+ 6.665	12:27:58.846	8 -	2:04.118	+ 42.711
4 -	1:25.304	+ 3.897	12:29:24.150	9 -	1:22.243	+ 0.836
5 -	1:22.801	+ 1.394	12:30:46.951			

Thruxton
Circuit Length = 2.3560 miles
Start: 12:21 End: 12:37

Weather / Track : Cloudy / Drying

BARC Dunlop Clubmans Cup

RACE 5 - GRID

ROW 9	1:25.139 18 Alexander CHAMPKIN		
ROW 8		1:23.400 65 Ian CROMBIE	1:23.989 23 Des ANDREWS
ROW 7	1:23.207 60 Brian JORDAN		1:23.297 8 Jamie CHAMPKIN
ROW 6		1:22.788 29 Alex OSBORNE	1:23.097 17 Marcus BICKNELL
ROW 5	1:22.571 51 Jason MONEY		1:22.573 3 Paul FREEMAN
ROW 4		1:21.785 4 Howard PAYNE	1:22.284 13 Guy PARR
ROW 3	1:21.407 73 Adrian LANGRIDGE		1:21.613 22 Barry WEBB
ROW 2		1:21.081 7 Paul GIBSON	1:21.343 50 Clive WOOD
ROW 1	1:20.989 1 Daniel GIBSON		1:21.020 2 Adrian LESTER
Pole			
			

Thruxton
Circuit Length = 2.3560 miles

Clerk of Course :

Timekeeper :

Dunlop Mini Se7en Championship

QUALIFYING - RACE 6 - CLASSIFICATION

POS	NO	CL	NAME	NAT	ENTRY	TIME	ON	LAPS	GAP	DIFF	MPH
1	2		Paul THOMPSON		Rover Mini	1:38.453	3	8			86.14
2	1		Max HUNTER		Mini	1:38.660	3	8	0.207	0.207	85.96
3	11		Kane ASTIN		Mini Seven	1:39.028	3	8	0.575	0.368	85.64
4	5		Niven BURGE		Altered Image Vickers Mini 7	1:39.489	2	8	1.036	0.461	85.25
5	6		Gareth HUNT		Mini Se7en	1:39.877	3	8	1.424	0.388	84.92
6	35		Paul SPARK		Rover Mini	1:39.939	3	8	1.486	0.062	84.86
7	28		Neil ROBINS		Austin Mini	1:40.288	3	8	1.835	0.349	84.57
8	29		Jabez DYER		Mini	1:40.460	6	8	2.007	0.172	84.42
9	9		James COULSON		Mini Se7en	1:41.444	4	8	2.991	0.984	83.60
10	52		Nathan BURGE		Altered Image Vickers Mini 7	1:42.145	7	8	3.692	0.701	83.03
11	60		Malcolm KEAT		Mini Seven	1:43.346	7	8	4.893	1.201	82.06
12	34		Anthony TOWEY		Mini	1:43.940	6	8	5.487	0.594	81.60
13	20		Darren THOMAS		Mini 7	1:44.522	2	8	6.069	0.582	81.14
14	38		Steven HOPPER		Rover Mini	1:45.444	6	8	6.991	0.922	80.43
15	33		Geoff TAYLOR		Mini Se7en	1:53.487	7	7	15.034	8.043	74.73
16	95		Julian PROCTOR		Austin Mini	1:57.968	6	7	19.515	4.481	71.89

CAR 29 - TRANSPONDER NOT WORKING - FIX OR YOU WILL BE IGNORED IN THE RACE

Weather / Track : Cloudy / Dry

These results are provisional until the conclusion of any judicial and technical matters.

Thruxton
 Circuit Length = 2.3560 miles
 Start: 12:42 End: 12:58

Clerk of Course :		Timekeeper :
-------------------	--	--------------

Dunlop Mini Se7en Championship

QUALIFYING - RACE 6 - LAP ANALYSIS

1	Max HUNTER			Mini			
1 -	1:40.290	+ 1.630	12:45:53.232	5 -	1:40.093	+ 1.433	12:52:33.114
2 -	1:39.280	+ 0.620	12:47:32.512	6 -	1:39.751	+ 1.091	12:54:12.865
3 -	1:38.660		12:49:11.172	7 -	1:39.635	+ 0.975	12:55:52.500
4 -	1:41.849	+ 3.189	12:50:53.021	8 -	1:39.409	+ 0.749	12:57:31.909
2	Paul THOMPSON			Rover Mini			
1 -	1:39.199	+ 0.746	12:45:44.655	5 -	1:38.474	+ 0.021	12:52:26.598
2 -	1:44.112	+ 5.659	12:47:28.767	6 -	1:42.183	+ 3.730	12:54:08.781
3 -	1:38.453		12:49:07.220	7 -	1:39.702	+ 1.249	12:55:48.483
4 -	1:40.904	+ 2.451	12:50:48.124	8 -	2:08.375	+ 29.922	12:57:56.858
5	Niven BURGE			Altered Image Vickers Mini 7			
1 -	1:40.153	+ 0.664	12:45:41.566	5 -	1:44.245	+ 4.756	12:52:27.322
2 -	1:39.489		12:47:21.055	6 -	1:39.891	+ 0.402	12:54:07.213
3 -	1:40.432	+ 0.943	12:49:01.487	7 -	1:40.831	+ 1.342	12:55:48.044
4 -	1:41.590	+ 2.101	12:50:43.077	8 -	1:44.634	+ 5.145	12:57:32.678
6	Gareth HUNT			Mini Se7en			
1 -	1:41.275	+ 1.398	12:45:41.392	5 -	1:41.436	+ 1.559	12:52:50.253
2 -	1:40.017	+ 0.140	12:47:21.409	6 -	1:41.471	+ 1.594	12:54:31.724
3 -	1:39.877		12:49:01.286	7 -	1:40.738	+ 0.861	12:56:12.462
4 -	2:07.531	+ 27.654	12:51:08.817	8 -	1:40.726	+ 0.849	12:57:53.188
9	James COULSON			Mini Se7en			
1 -	1:43.876	+ 2.432	12:45:37.843	5 -	1:44.516	+ 3.072	12:52:28.045
2 -	1:42.154	+ 0.710	12:47:19.997	6 -	1:44.547	+ 3.103	12:54:12.592
3 -	1:42.088	+ 0.644	12:49:02.085	7 -	1:44.154	+ 2.710	12:55:56.746
4 -	1:41.444		12:50:43.529	8 -	1:47.911	+ 6.467	12:57:44.657
11	Kane ASTIN			Mini Seven			
1 -	1:40.606	+ 1.578	12:45:47.853	5 -	1:40.453	+ 1.425	12:52:26.940
2 -	1:40.067	+ 1.039	12:47:27.920	6 -	1:39.996	+ 0.968	12:54:06.936
3 -	1:39.028		12:49:06.948	7 -	1:42.728	+ 3.700	12:55:49.664
4 -	1:39.539	+ 0.511	12:50:46.487	8 -	1:40.068	+ 1.040	12:57:29.732
20	Darren THOMAS			Mini 7			
1 -	1:45.143	+ 0.621	12:45:50.784	5 -	1:45.168	+ 0.646	12:52:53.929
2 -	1:44.522		12:47:35.306	6 -	1:46.770	+ 2.248	12:54:40.699
3 -	1:46.666	+ 2.144	12:49:21.972	7 -	1:46.743	+ 2.221	12:56:27.442
4 -	1:46.789	+ 2.267	12:51:08.761	8 -	1:45.307	+ 0.785	12:58:12.749
28	Neil ROBINS			Austin Mini			
1 -	1:41.331	+ 1.043	12:45:49.345	5 -	1:42.745	+ 2.457	12:52:34.324
2 -	1:40.508	+ 0.220	12:47:29.853	6 -	1:41.221	+ 0.933	12:54:15.545
3 -	1:40.288		12:49:10.141	7 -	1:40.547	+ 0.259	12:55:56.092
4 -	1:41.438	+ 1.150	12:50:51.579	8 -	1:45.645	+ 5.357	12:57:41.737
29	Jabez DYER			Mini			
1 -	1:41.173	+ 0.713	12:45:43.529	5 -	1:43.118	+ 2.658	12:52:36.190
2 -	1:46.957	+ 6.497	12:47:30.486	6 -	1:40.460		12:54:16.650
3 -	1:40.517	+ 0.057	12:49:11.003	7 -	1:42.493	+ 2.033	12:55:59.143
4 -	1:42.069	+ 1.609	12:50:53.072	8 -	1:44.835	+ 4.375	12:57:43.978
33	Geoff TAYLOR			Mini Se7en			
1 -	1:58.526	+ 5.039	12:46:23.221	5 -	1:55.918	+ 2.431	12:54:11.858
2 -	1:59.006	+ 5.519	12:48:22.227	6 -	2:00.074	+ 6.587	12:56:11.932
3 -	1:57.390	+ 3.903	12:50:19.617	7 -	1:53.487		12:58:05.419
4 -	1:56.323	+ 2.836	12:52:15.940				
34	Anthony TOWEY			Mini			
1 -	1:45.503	+ 1.563	12:46:01.167	5 -	1:44.346	+ 0.406	12:53:02.606

CAR 29 - TRANSPONDER NOT WORKING - FIX OR YOU WILL BE IGNORED IN THE RACE

Weather / Track : Cloudy / Dry

Dunlop Mini Se7en Championship
QUALIFYING - RACE 6 - LAP ANALYSIS


2 -	1:45.325	+ 1.385	12:47:46.492	6 -	1:43.940		12:54:46.546
3 -	1:46.690	+ 2.750	12:49:33.182	7 -	1:44.138	+ 0.198	12:56:30.684
4 -	1:45.078	+ 1.138	12:51:18.260	8 -	1:44.518	+ 0.578	12:58:15.202
35	Paul SPARK Rover Mini						
1 -	1:40.554	+ 0.615	12:45:48.266	5 -	1:40.044	+ 0.105	12:52:33.753
2 -	1:41.814	+ 1.875	12:47:30.080	6 -	1:41.605	+ 1.666	12:54:15.358
3 -	1:39.939		12:49:10.019	7 -	1:40.904	+ 0.965	12:55:56.262
4 -	1:43.690	+ 3.751	12:50:53.709	8 -	1:46.783	+ 6.844	12:57:43.045
38	Steven HOPPER Rover Mini						
1 -	1:46.227	+ 0.783	12:45:56.220	5 -	1:45.836	+ 0.392	12:53:05.659
2 -	1:47.939	+ 2.495	12:47:44.159	6 -	1:45.444		12:54:51.103
3 -	1:46.886	+ 1.442	12:49:31.045	7 -	1:46.851	+ 1.407	12:56:37.954
4 -	1:48.778	+ 3.334	12:51:19.823	8 -	1:46.155	+ 0.711	12:58:24.109
52	Nathan BURGE Altered Image Vickers Mini 7						
1 -	1:45.128	+ 2.983	12:46:09.478	5 -	1:43.403	+ 1.258	12:53:01.993
2 -	1:42.958	+ 0.813	12:47:52.436	6 -	1:43.337	+ 1.192	12:54:45.330
3 -	1:42.850	+ 0.705	12:49:35.286	7 -	1:42.145		12:56:27.475
4 -	1:43.304	+ 1.159	12:51:18.590	8 -	1:43.009	+ 0.864	12:58:10.484
60	Malcolm KEAT Mini Seven						
1 -	1:48.592	+ 5.246	12:46:03.228	5 -	1:43.472	+ 0.126	12:53:01.106
2 -	1:43.867	+ 0.521	12:47:47.095	6 -	1:43.632	+ 0.286	12:54:44.738
3 -	1:45.392	+ 2.046	12:49:32.487	7 -	1:43.346		12:56:28.084
4 -	1:45.147	+ 1.801	12:51:17.634	8 -	1:45.465	+ 2.119	12:58:13.549
95	Julian PROCTOR Austin Mini						
1 -	2:06.603	+ 8.635	12:46:42.434	5 -	2:00.210	+ 2.242	12:54:50.494
2 -	2:02.734	+ 4.766	12:48:45.168	6 -	1:57.968		12:56:48.462
3 -	2:03.826	+ 5.858	12:50:48.994	7 -	1:58.581	+ 0.613	12:58:47.043
4 -	2:01.290	+ 3.322	12:52:50.284				

CAR 29 - TRANSPONDER NOT WORKING - FIX OR YOU WILL BE IGNORED IN THE RACE

Weather / Track : Cloudy / Dry

Dunlop Mini Se7en Championship

RACE 6 - GRID

ROW 8	1:53.487 33 Geoff TAYLOR	1:57.968 95 Julian PROCTOR
ROW 7	1:44.522 20 Darren THOMAS	1:45.444 38 Steven HOPPER
ROW 6	1:43.346 60 Malcolm KEAT	1:43.940 34 Anthony TOWEY
ROW 5	1:41.444 9 James COULSON	1:42.145 52 Nathan BURGE
ROW 4	1:40.288 28 Neil ROBINS	1:40.460 29 Jabez DYER
ROW 3	1:39.877 6 Gareth HUNT	1:39.939 35 Paul SPARK
ROW 2	1:39.028 11 Kane ASTIN	1:39.489 5 Niven BURGE
ROW 1	1:38.453 2 Paul THOMPSON	1:38.660 1 Max HUNTER
Pole		
		

Thruxton
Circuit Length = 2.3560 miles

Clerk of Course :

Timekeeper :

BARC Westfield Sportscar Championship

RACE 1 - CLASSIFICATION

POS	NO	CL	NAME	ENTRY	LAPS	TIME	GAP	DIFF	MPH	BEST	ON
1	1	B	Andrew SPENCER	Westfield SEi	12	20:47.181			81.60	1:28.639	9
2	19	B	Chris GOULD	Westfield Zetec	12	20:50.211	3.030	3.030	81.40	1:29.096	10
3	55	A	Roger GREEN	Westfield Aerorace	12	20:53.559	6.378	3.348	81.19	1:29.659	11
4	24	B	Simon PRYKE	Westfield SE	12	20:55.989	8.808	2.430	81.03	1:30.222	9
5	8	A	Michael ELLIS	Westfield Aerorace	12	20:56.550	9.369	0.561	80.99	1:29.655	10
6	2	B	Nick FLOWERS	Westfield Zetec	12	20:57.416	10.235	0.866	80.94	1:29.453	9
7	29	B	William CHAPPELL	Westfield Zetec	12	20:58.701	11.520	1.285	80.86	1:30.525	7
8	41	A	Darren SANSUM	Westfield Aerorace	12	20:59.610	12.429	0.909	80.80	1:29.969	9
9	25	B	Nic GROUT	Westfield Zetec	12	21:10.792	23.611	11.182	80.09	1:31.846	10
10	23	B	Paul TABERNER	Westfield Zetec	12	21:19.371	32.190	8.579	79.55	1:32.893	12
NOT CLASSIFIED											
DNF	21	B	Andy MOWBRAY	Westfield SEW	2	3:09.937	10 laps	10 laps	89.30	1:31.668	2
FASTEST LAP											
1	B	Andrew SPENCER	Westfield SEi		9	1:28.639		95.68 mph		153.99 kph	
8	A	Michael ELLIS	Westfield Aerorace		10	1:29.655		94.60 mph		152.24 kph	

Weather / Track : Cloudy / Dry
 These results are provisional until the conclusion of any judicial and technical matters.

Thruxton
 Circuit Length = 2.3560 miles
 Start: 14:04 End: 14:26

Clerk of Course :	Timekeeper :
-------------------	--------------

BARC Westfield Sportscar Championship

RACE 1 - LAP CHART

Lap 1			Lap 2			Lap 3			Lap 4			Lap 5		
No	Behind	Laptime	No	Behind	Laptime	No	Behind	Laptime	No	Behind	Laptime	No	Behind	Laptime
1		1:36.077	1		1:29.256	1		1:29.867	1		2:29.109	1		2:42.566
24	0.614	1:36.691	29	3.330	1:30.743	29	4.412	1:30.949	29	1.098	2:25.795	29	0.928	2:42.396
19	1.106	1:37.183	19	3.611	1:31.761	19	4.917	1:31.173	19	1.800	2:25.992	19	1.757	2:42.523
29	1.843	1:37.920	24	3.738	1:32.380	24	5.755	1:31.884	24	2.938	2:26.292	24	2.861	2:42.489
21	2.192	1:38.269	55	4.449	1:31.167	8	8.988	1:33.013	8	3.473	2:23.594	8	3.904	2:42.997
55	2.538	1:38.615	21	4.604	1:31.668	55	9.496	1:34.914	55	4.446	2:24.059	55	5.390	2:43.510
41	3.251	1:39.328	41	5.504	1:31.509	41	10.354	1:34.717	41	5.256	2:24.011	41	6.300	2:43.610
2	4.033	1:40.110	8	5.842	1:30.856	2	10.564	1:33.831	2	6.209	2:24.754	2	7.123	2:43.480
8	4.242	1:40.319	2	6.600	1:31.823	25	17.942	1:35.129	25	6.901	2:18.068	25	8.289	2:43.954
25	6.508	1:42.585	25	12.680	1:35.428	23	25.869	1:37.888	23	8.746	2:11.986	23	9.323	2:43.143
23	9.366	1:45.443	23	17.848	1:37.738									

BARC Westfield Sportscar Championship
RACE 1 - LAP CHART

Lap 6			Lap 7			Lap 8			Lap 9			Lap 10		
No	Behind	Laptime	No	Behind	Laptime	No	Behind	Laptime	No	Behind	Laptime	No	Behind	Laptime
1		2:02.795	29		1:30.525	1		1:30.382	1		1:28.639	1		1:28.963
29	0.335	2:02.202	1	0.287	1:31.147	29	0.744	1:31.413	19	2.307	1:29.796	19	2.440	1:29.096
19	1.103	2:02.141	19	0.988	1:30.745	19	1.150	1:30.831	24	2.867	1:30.222	24	4.777	1:30.873
24	1.232	2:01.166	24	1.667	1:31.295	24	1.284	1:30.286	55	3.319	1:30.398	55	4.832	1:30.476
8	1.997	2:00.888	8	2.194	1:31.057	55	1.560	1:29.673	29	4.142	1:32.037	8	5.027	1:29.655
55	2.260	1:59.665	55	2.556	1:31.156	8	1.829	1:30.304	8	4.335	1:31.145	2	5.432	1:29.804
41	2.909	1:59.404	2	3.322	1:30.436	2	3.777	1:31.124	2	4.591	1:29.453	29	6.960	1:31.781
2	3.746	1:59.418	41	3.573	1:31.524	41	4.053	1:31.149	41	5.383	1:29.969	41	7.391	1:30.971
25	5.665	2:00.171	25	8.073	1:33.268	25	10.464	1:33.060	25	14.304	1:32.479	25	17.187	1:31.846
23	6.867	2:00.339	23	11.041	1:35.034	23	14.727	1:34.355	23	19.960	1:33.872	23	24.234	1:33.237

BARC Westfield Sportscar Championship
RACE 1 - LAP CHART

Lap 11			Lap 12		
No	Behind	Laptime	No	Behind	Laptime
1		1:29.324	1		1:29.056
19	2.781	1:29.665	19	3.030	1:29.305
55	5.167	1:29.659	55	6.378	1:30.267
24	6.062	1:30.609	24	8.808	1:31.802
2	6.216	1:30.108	8	9.369	1:30.179
8	8.246	1:32.543	2	10.235	1:33.075
29	9.829	1:32.193	29	11.520	1:30.747
41	10.777	1:32.710	41	12.429	1:30.708
25	19.982	1:32.119	25	23.611	1:32.685
23	28.353	1:33.443	23	32.190	1:32.893

BARC Dunlop Sport Maxx Cup

RACE 2 - CLASSIFICATION

POS	NO	CL	NAME	ENTRY	LAPS	TIME	GAP	DIFF	MPH	BEST	ON
1	8	A	Martin WALLBANK	Vauxhall Astra VXR	10	15:17.273			92.46	1:30.251	3
2	3	A	EDWARDS/WEIDNER	Ford Focus ST	10	15:18.093	0.820	0.820	92.38	1:30.429	3
3	22	A	Simon SHAW	Vauxhall Astra VXR	10	15:18.496	1.223	0.403	92.34	1:30.253	8
4	9	A	John ALLISON	Vauxhall Astra VXR	10	15:20.640	3.367	2.144	92.12	1:30.329	5
5	7	A	Shaun HOLLAMBY	SEAT Leon Cupra	10	15:26.243	8.970	5.603	91.56	1:30.744	5
6	2	A	Simon GUSTERSON	Renault Megane R26 230	10	15:26.512	9.239	0.269	91.54	1:30.651	7
7	24	A	Lucas ORDONEZ	Nissan 350z	10	15:42.155	24.882	15.643	90.02	1:31.934	2
8	33	B	Leyton CLARKE	Vauxhall Corsa	10	15:53.168	35.895	11.013	88.98	1:33.642	6
9	25	A	Lars SCHLOMER	Nissan 350Z	10	15:58.591	41.318	5.423	88.47	1:33.672	6
10	30	B	Quentin LAITHWAITE	Renault clio	10	16:06.037	48.764	7.446	87.79	1:33.463	6
11	50	B	Matt PRIOR	SEAT Leon FR	10	16:15.027	57.754	8.990	86.98	1:35.781	6
12	63	C	Danial MALONE	Peugeot 106	9	15:39.327	1 lap	1 lap	81.26	1:42.118	6
13	69	C	HOLLOWAY/CLARKE	VW Lupo Gti	9	15:42.086	1 lap	2.759	81.02	1:41.208	7

FASTEST LAP

8	A	Martin WALLBANK	Vauxhall Astra VXR	3	1:30.251	93.97 mph	151.24 kph
30	B	Quentin LAITHWAITE	Renault clio	6	1:33.463	90.74 mph	146.04 kph
69	C	HOLLOWAY/CLARKE	VW Lupo Gti	7	1:41.208	83.80 mph	134.86 kph

Weather / Track : Cloudy / Dry

These results are provisional until the conclusion of any judicial and technical matters.

Thruxton
Circuit Length = 2.3560 miles
Start: 14:42 End: 14:59

Clerk of Course :	Timekeeper :
-------------------	--------------

BARC Dunlop Sport Maxx Cup
RACE 2 - LAP CHART

Lap 1			Lap 2			Lap 3			Lap 4			Lap 5		
No	Behind	Laptime	No	Behind	Laptime	No	Behind	Laptime	No	Behind	Laptime	No	Behind	Laptime
3		1:38.185	8		1:30.655	8		1:30.251	8		1:30.351	8		1:30.957
8	0.504	1:38.689	3	1.006	1:32.165	3	1.184	1:30.429	3	1.486	1:30.653	3	1.675	1:31.146
22	1.755	1:39.940	9	1.859	1:31.112	9	2.226	1:30.618	9	3.153	1:31.278	9	2.525	1:30.329
9	1.906	1:40.091	22	2.462	1:31.866	22	2.661	1:30.450	22	3.287	1:30.977	22	3.049	1:30.719
7	2.387	1:40.572	7	2.688	1:31.460	7	3.582	1:31.145	7	5.041	1:31.810	7	4.828	1:30.744
24	2.936	1:41.121	24	3.711	1:31.934	2	5.956	1:31.968	2	7.827	1:32.222	2	8.252	1:31.382
2	3.341	1:41.526	2	4.239	1:32.057	24	7.556	1:34.096	24	10.226	1:33.021	24	12.809	1:33.540
25	5.626	1:43.811	25	9.422	1:34.955	25	14.038	1:34.867	25	17.885	1:34.198	25	21.189	1:34.261
33	6.231	1:44.416	33	10.130	1:35.058	33	14.813	1:34.934	33	18.723	1:34.261	33	21.672	1:33.906
30	7.051	1:45.236	30	10.865	1:34.973	30	15.488	1:34.874	30	20.252	1:35.115	30	22.941	1:33.646
50	8.031	1:46.216	50	13.706	1:36.834	50	21.706	1:38.251	50	27.670	1:36.315	50	33.051	1:36.338
63	14.908	1:53.093	63	27.358	1:43.609	63	40.911	1:43.804	63	54.907	1:44.347	63	1:06.448	1:42.498
69	15.500	1:53.685	69	27.744	1:43.403	69	41.303	1:43.810	69	55.490	1:44.538	69	1:06.827	1:42.294

BARC Dunlop Sport Maxx Cup
RACE 2 - LAP CHART

Lap 6			Lap 7			Lap 8			Lap 9			Lap 10		
No	Behind	Laptime	No	Behind	Laptime	No	Behind	Laptime	No	Behind	Laptime	No	Behind	Laptime
8		1:30.652	8		1:31.472	8		1:31.294	8		1:31.789	8		1:31.163
3	2.024	1:31.001	3	1.803	1:31.251	3	1.386	1:30.877	3	0.975	1:31.378	3	0.820	1:31.008
9	2.523	1:30.650	22	2.749	1:31.327	22	1.708	1:30.253	22	1.488	1:31.569	22	1.223	1:30.898
22	2.894	1:30.497	9	2.996	1:31.945	9	3.192	1:31.490	9	2.933	1:31.530	9	3.367	1:31.597
7	6.568	1:32.392	7	7.047	1:31.951	7	7.286	1:31.533	7	7.525	1:32.028	7	8.970	1:32.608
2	8.690	1:31.090	2	7.869	1:30.651	2	7.712	1:31.137	2	7.704	1:31.781	2	9.239	1:32.698
24	16.458	1:34.301	24	18.195	1:33.209	24	19.883	1:32.982	63	1 LAP	1:44.398	63	1 LAP	1:42.977
25	24.209	1:33.672	25	26.667	1:33.930	25	29.467	1:34.094	69	1 LAP	1:48.534	69	1 LAP	1:41.230
33	24.662	1:33.642	33	27.114	1:33.924	33	29.861	1:34.041	24	22.730	1:34.636	24	24.882	1:33.315
30	25.752	1:33.463	30	28.436	1:34.156	30	30.625	1:33.483	33	32.643	1:34.571	33	35.895	1:34.415
50	38.180	1:35.781	50	42.493	1:35.785	50	47.444	1:36.245	30	33.633	1:34.797	25	41.318	1:37.300
63	1:17.914	1:42.118	63	1:28.925	1:42.483				25	35.181	1:37.503	30	48.764	1:46.294
69	1:19.559	1:43.384	69	1:29.295	1:41.208				50	52.317	1:36.662	50	57.754	1:36.600

Formula Renault BARC Championship

RACE 3 - CLASSIFICATION

POS	NO	CL	NAME	NAT	ENTRY	LAPS	TIME	GAP	DIFF	MPH	BEST	ON
1	27	2	Johannes SEIDLITZ	GER	Formula Renault 2.0 - Mark Burdett Motorsport	14	17:36.822			112.35	1:14.574	7
2	44	2	Ollie HANCOCK	GBR	Formula Renault 2.0 - Apotex Scorpio Moto	14	17:39.611	2.789	2.789	112.06	1:14.661	10
3	4	2	Ahmad AL HARTHY	OMA	Formula Renault 2.0 - Hillspeed	14	17:41.931	5.109	2.320	111.81	1:14.621	9
4	3	2	Kenneth ANDREWS	GBR	Formula Renault 2.0 - Alpine Motorsport	14	17:43.745	6.923	1.814	111.62	1:14.516	11
5	9	2	Isa YOUSIF	BRN	Formula Renault 2.0 - Alpine Motorsport	14	17:44.103	7.281	0.358	111.58	1:14.423	10
6	32	2	Lee DWYER	GBR	Formula Renault 2.0 - SSS Motorsport	14	17:44.488	7.666	0.385	111.54	1:14.878	9
7	5	2	Menasheh IDAFAR	GBR	Formula Renault 2.0 - Hillspeed	14	17:46.302	9.480	1.814	111.35	1:14.619	8
8	1	2	Ian PEARSON	GBR	Formula Renault 2.0 - Pearson Engineering	14	17:47.627	10.805	1.325	111.22	1:14.810	11
9	26	2	James JAMISON	GBR	Formula Renault 2.0 - Mark Burdett Motorsport	14	17:52.844	16.022	5.217	110.67	1:14.557	12
10	11	2	Ash DAVIES	GBR	Formula Renault 2.0 - Taro Motorsport	14	17:54.888	18.066	2.044	110.46	1:14.975	4
11	56	2	Michael LYONS	GBR	Formula Renault 2.0 - Hillspeed	14	17:56.019	19.197	1.131	110.35	1:15.285	4
12	7	2	Konstantinos KOTIS	GRE	Formula Renault 2.0 - Pearson Engineering	14	18:07.122	30.300	11.103	109.22	1:15.976	11
13	15	2	Don de GRAAFF	GBR	Formula Renault 2.0 - Tempus Sport	14	18:07.157	30.335	0.035	109.22	1:15.362	6
14	25	2	Roberto TIRONE	GBR	Formula Renault 2.0 - Reon Motorsport	14	18:11.548	34.726	4.391	108.78	1:16.137	7
15	97	2	Pierre RENOM	FRA	Formula Renault 2.0 - Mark Burdett Motorsport	14	18:18.186	41.364	6.638	108.12	1:16.271	7
16	23	2	Dave REES	GBR	Formula Renault 2.0 - Reon Motorsport	14	18:19.553	42.731	1.367	107.99	1:16.243	5
17	12	2	Jordi WECKX	BEL	Formula Renault 2.0 - Alpine Engineering	14	18:34.249	57.427	14.696	106.56	1:17.850	11
18	41	C	Fraser SMART	GBR	Tatuus RC 98 - Driver	14	18:41.160	1:04.338	6.911	105.90	1:18.528	13
19	10	C	Adrian DIXON	GBR	Tatuus RC 99 - Driver	14	18:45.201	1:08.379	4.041	105.52	1:18.651	12
20	18	C	Steven DURRANT	GBR	Tatuus RC97 - Driver	14	18:51.311	1:14.489	6.110	104.95	1:18.600	10
21	31	C	Steve HANSELMAN	GBR	Tatuus RC 97 - Driver	14	18:56.633	1:19.811	5.322	104.46	1:19.094	8
22	20	C	Edward HEINZELMANN	GBR	Tatuus RC 98 - Heuthsports of Royston	13	17:54.310	1 lap	1 lap	102.63	1:18.513	2
23	21	C	James SIMONS	GBR	Mygale SJ 99 - Driver	12	18:03.798	2 laps	1 lap	93.90	1:26.421	9
NOT CLASSIFIED												
DNF	2	2	Brett PARRIS	GBR	Formula Renault 2.0 - H S Motorsport Antel	9	11:53.464	5 laps	3 laps	106.99	1:17.441	6
DNF	88	2	Kourosh KHANI	IRI	Formula Renault 2.0 - Welch Motorsport	7	9:12.660	7 laps	2 laps	107.42	1:16.013	6
DNF	22	2	Ellis HARKINS	IRL	Formula Renault 2.0 - Double M Racing	4	5:33.712	10 laps	3 laps	101.66	1:19.298	4
DNF	16	2	Nathan COULTER	GBR	Formula Renault 2.0 - Triple D	3	3:54.009	11 laps	1 lap	108.73	1:15.259	3
DNF	14	2	Joshua BROOKS	GBR	Formula Renault 2.0 - Boulevard Team Rac	1	1:28.673	13 laps	2 laps	95.64	1:28.673	1
FASTEST LAP												
9	2	2	Isa YOUSIF	BRN	Formula Renault 2.0 - Alpine Motorsport	10	1:14.423			113.96 mph	183.40 kph	
20	C	C	Edward HEINZELMANN	GBR	Tatuus RC 98 - Heuthsports of Royston	2	1:18.513			108.02 mph	173.85 kph	

Weather / Track : Cloudy / Dry

These results are provisional until the conclusion of any judicial and technical matters.

Thruxton
Circuit Length = 2.3560 miles
Start: 15:16 End: 15:35

Clerk of Course :		Timekeeper :
-------------------	--	--------------

Formula Renault BARC Championship

RACE 3 - LAP CHART

Lap 1			Lap 2			Lap 3			Lap 4			Lap 5		
No	Behind	Laptime	No	Behind	Laptime	No	Behind	Laptime	No	Behind	Laptime	No	Behind	Laptime
27		1:21.718	27		1:15.023	27		1:15.104	27		1:14.867	27		1:14.982
4	0.472	1:22.190	4	0.637	1:15.188	44	1.179	1:15.373	44	1.261	1:14.949	44	1.534	1:15.255
44	0.631	1:22.349	44	0.910	1:15.302	4	1.623	1:16.090	4	3.238	1:16.482	3	3.731	1:14.647
16	1.212	1:22.930	16	2.009	1:15.820	16	2.164	1:15.259	3	4.066	1:14.981	4	4.586	1:16.330
26	1.904	1:23.622	26	2.379	1:15.498	3	3.952	1:16.172	5	5.096	1:15.043	5	5.206	1:15.092
3	2.516	1:24.234	3	2.884	1:15.391	5	4.920	1:15.997	32	5.848	1:15.179	32	5.755	1:14.889
32	3.576	1:25.294	5	4.027	1:15.418	32	5.536	1:15.977	9	6.606	1:15.331	9	6.745	1:15.121
5	3.632	1:25.350	32	4.663	1:16.110	9	6.142	1:15.675	11	7.145	1:14.975	11	7.317	1:15.154
11	4.014	1:25.732	9	5.571	1:16.012	11	7.037	1:16.291	56	7.986	1:15.285	56	8.576	1:15.572
9	4.582	1:26.300	11	5.850	1:16.859	56	7.568	1:16.281	1	8.816	1:14.920	1	9.024	1:15.190
2	5.038	1:26.756	56	6.391	1:16.243	1	8.763	1:16.285	15	9.941	1:15.398	15	10.438	1:15.479
56	5.171	1:26.889	7	7.084	1:16.237	7	9.388	1:17.408	7	13.134	1:18.613	7	15.749	1:17.597
7	5.870	1:27.588	1	7.582	1:15.948	15	9.410	1:16.364	2	13.260	1:18.033	2	16.125	1:17.847
15	6.294	1:28.012	2	7.663	1:17.648	2	10.094	1:17.535	97	15.871	1:17.188	26	16.435	1:15.181
1	6.657	1:28.375	15	8.150	1:16.879	97	13.550	1:17.766	26	16.236	1:15.499	88	18.275	1:16.979
14	6.955	1:28.673	97	10.888	1:18.277	88	13.941	1:17.366	88	16.278	1:17.204	97	19.110	1:18.221
88	7.058	1:28.776	88	11.679	1:19.644	23	15.031	1:17.964	23	18.001	1:17.837	23	19.262	1:16.243
25	7.301	1:29.019	25	11.809	1:19.531	25	15.377	1:18.672	25	18.406	1:17.896	25	19.953	1:16.529
97	7.634	1:29.352	23	12.171	1:19.476	26	15.604	1:28.329	12	22.194	1:18.921	12	25.781	1:18.569
23	7.718	1:29.436	20	13.177	1:18.513	10	18.039	1:19.443	10	23.120	1:19.948	41	27.632	1:19.330
18	8.353	1:30.071	10	13.700	1:18.909	12	18.140	1:19.241	41	23.284	1:19.386	10	28.072	1:19.934
20	9.687	1:31.405	12	14.003	1:18.984	41	18.765	1:19.561	22	27.000	1:19.298	31	36.818	1:20.422
10	9.814	1:31.532	41	14.308	1:18.926	22	22.569	1:20.813	31	31.378	1:20.507	18	37.006	1:20.237
12	10.042	1:31.760	22	16.860	1:20.407	31	25.738	1:20.370	18	31.751	1:20.661	20	50.586	1:20.340
41	10.405	1:32.123	31	20.472	1:22.618	18	25.957	1:19.865	20	45.228	1:20.276			
22	11.476	1:33.194	18	21.196	1:27.866	20	39.819	1:41.746	21	1:02.623	1:28.850			
31	12.877	1:34.595	21	34.558	1:30.055	21	48.640	1:29.186						
21	19.526	1:41.244												

Formula Renault BARC Championship
RACE 3 - LAP CHART

Lap 6			Lap 7			Lap 8			Lap 9			Lap 10		
No	Behind	Laptime	No	Behind	Laptime	No	Behind	Laptime	No	Behind	Laptime	No	Behind	Laptime
27		1:14.756	27		1:14.574	27		1:14.731	27		1:15.259	27		1:14.718
44	2.528	1:15.750	44	3.201	1:15.247	44	3.445	1:14.975	44	3.163	1:14.977	44	3.106	1:14.661
21	1 LAP	1:29.987	3	4.483	1:15.231	3	4.501	1:14.749	3	4.121	1:14.879	3	4.125	1:14.722
3	3.826	1:14.851	4	5.445	1:15.093	4	5.425	1:14.711	4	4.787	1:14.621	4	4.943	1:14.874
4	4.926	1:15.096	5	5.920	1:15.285	5	5.808	1:14.619	5	5.483	1:14.934	5	5.593	1:14.828
5	5.209	1:14.759	32	6.471	1:15.078	32	7.019	1:15.279	32	6.638	1:14.878	32	6.837	1:14.917
32	5.967	1:14.968	9	7.645	1:15.255	9	7.993	1:15.079	9	7.599	1:14.865	9	7.304	1:14.423
9	6.964	1:14.975	11	8.287	1:15.107	11	8.698	1:15.142	1	11.373	1:15.337	1	11.493	1:14.838
11	7.754	1:15.193	1	10.964	1:15.573	1	11.295	1:15.062	11	14.060	1:20.621	11	15.183	1:15.841
1	9.965	1:15.697	56	11.651	1:15.982	56	13.350	1:16.430	56	15.075	1:16.984	56	16.943	1:16.586
56	10.243	1:16.423	15	12.565	1:16.095	15	13.655	1:15.821	15	15.210	1:16.814	26	17.195	1:15.656
15	11.044	1:15.362	26	17.007	1:14.623	26	16.883	1:14.607	26	16.257	1:14.633	7	25.155	1:16.412
26	16.958	1:15.279	7	20.767	1:17.071	7	22.698	1:16.662	7	23.461	1:16.022	15	28.428	1:27.936
7	18.270	1:17.277	21	1 LAP	1:32.555	25	26.302	1:17.511	25	27.238	1:16.195	25	29.408	1:16.888
2	18.810	1:17.441	88	21.636	1:16.678	97	27.906	1:20.038	97	30.047	1:17.400	97	32.530	1:17.201
88	19.532	1:16.013	2	22.160	1:17.924	23	28.760	1:18.217	23	30.279	1:16.778	23	32.558	1:16.997
97	20.902	1:16.548	97	22.599	1:16.271	2	29.677	1:22.248	2	32.450	1:18.032	12	45.666	1:18.264
25	21.959	1:16.762	25	23.522	1:16.137	21	1 LAP	1:31.325	12	42.120	1:19.459	41	49.184	1:19.529
23	22.710	1:18.204	23	25.274	1:17.138	12	37.920	1:19.200	41	44.373	1:19.926	10	52.656	1:19.649
12	29.616	1:18.591	12	33.451	1:18.409	41	39.706	1:18.958	10	47.725	1:19.956	18	58.976	1:18.600
41	31.522	1:18.646	41	35.479	1:18.531	10	43.028	1:19.794	21	1 LAP	1:27.418	21	1 LAP	1:26.421
10	33.461	1:20.145	10	37.965	1:19.078	18	51.131	1:18.758	18	55.094	1:19.222	31	1:01.785	1:19.806
18	42.131	1:19.881	18	47.104	1:19.547	31	52.816	1:19.094	31	56.697	1:19.140			
31	43.386	1:21.324	31	48.453	1:19.641	20	1:06.116	1:20.167	20	1:10.423	1:19.566			
20	55.144	1:19.314	20	1:00.680	1:20.110									

Formula Renault BARC Championship
RACE 3 - LAP CHART

Lap 11			Lap 12			Lap 13			Lap 14		
No	Behind	Laptime	No	Behind	Laptime	No	Behind	Laptime	No	Behind	Laptime
27		1:14.814	27		1:15.087	27		1:15.383	27		1:15.806
20	1 LAP	1:20.240	44	3.882	1:15.656	44	3.543	1:15.044	44	2.789	1:15.052
44	3.313	1:15.021	3	4.876	1:16.136	4	5.875	1:15.818	4	5.109	1:15.040
3	3.827	1:14.516	4	5.440	1:15.328	3	6.434	1:16.941	3	6.923	1:16.295
4	5.199	1:15.070	5	5.577	1:15.111	32	7.071	1:15.453	9	7.281	1:15.722
5	5.553	1:14.774	20	1 LAP	1:20.766	9	7.365	1:15.298	32	7.666	1:16.401
32	6.929	1:14.906	32	7.001	1:15.159	5	10.528	1:20.334	5	9.480	1:14.758
9	7.241	1:14.751	9	7.450	1:15.296	1	11.760	1:15.051	1	10.805	1:14.851
1	11.489	1:14.810	1	12.092	1:15.690	20	1 LAP	1:21.554	26	16.022	1:15.045
11	15.978	1:15.609	11	16.446	1:15.555	21	2 LAPS	1:31.216	20	1 LAP	1:20.313
26	17.635	1:15.254	26	17.105	1:14.557	26	16.783	1:15.061	11	18.066	1:16.586
56	18.257	1:16.128	56	19.022	1:15.852	11	17.286	1:16.223	56	19.197	1:15.627
7	26.317	1:15.976	7	27.500	1:16.270	56	19.376	1:15.737	21	2 LAPS	1:28.182
15	29.322	1:15.708	15	29.849	1:15.614	7	28.940	1:16.823	7	30.300	1:17.166
25	30.885	1:16.291	25	32.443	1:16.645	15	30.287	1:15.821	15	30.335	1:15.854
23	35.684	1:17.940	23	37.844	1:17.247	25	33.867	1:16.807	25	34.726	1:16.665
97	36.273	1:18.557	97	38.651	1:17.465	23	39.426	1:16.965	97	41.364	1:17.267
12	48.702	1:17.850	12	51.801	1:18.186	97	39.903	1:16.635	23	42.731	1:19.111
41	54.054	1:19.684	41	58.223	1:19.256	12	54.324	1:17.906	12	57.427	1:18.909
10	57.150	1:19.308	10	1:00.714	1:18.651	41	1:01.368	1:18.528	41	1:04.338	1:18.776
18	1:03.130	1:18.968	18	1:07.259	1:19.216	10	1:04.504	1:19.173	10	1:08.379	1:19.681
31	1:06.930	1:19.959	31	1:11.494	1:19.651	18	1:11.154	1:19.278	18	1:14.489	1:19.141
21	1 LAP	1:27.359				31	1:15.335	1:19.224	31	1:19.811	1:20.282

Formula Renault BARC Championship

RACE 3 - LAP ANALYSIS

1	Ian PEARSON		Pearson Engineering Services				
1 -	1:28.375	+ 13.565	15:17:58.096	8 -	1:15.062	+ 0.252	15:26:46.771
2 -	1:15.948	+ 1.138	15:19:14.044	9 -	1:15.337	+ 0.527	15:28:02.108
3 -	1:16.285	+ 1.475	15:20:30.329	10 -	1:14.838	+ 0.028	15:29:16.946
4 -	1:14.920	+ 0.110	15:21:45.249	11 -	1:14.810		15:30:31.756
5 -	1:15.190	+ 0.380	15:23:00.439	12 -	1:15.690	+ 0.880	15:31:47.446
6 -	1:15.697	+ 0.887	15:24:16.136	13 -	1:15.051	+ 0.241	15:33:02.497
7 -	1:15.573	+ 0.763	15:25:31.709	14 -	1:14.851	+ 0.041	15:34:17.348
2	Brett PARRIS		H S Motorsport Antel				
1 -	1:26.756	+ 9.315	15:17:56.477	6 -	1:17.441		15:24:24.981
2 -	1:17.648	+ 0.207	15:19:14.125	7 -	1:17.924	+ 0.483	15:25:42.905
3 -	1:17.535	+ 0.094	15:20:31.660	8 -	1:22.248	+ 4.807	15:27:05.153
4 -	1:18.033	+ 0.592	15:21:49.693	9 -	1:18.032	+ 0.591	15:28:23.185
5 -	1:17.847	+ 0.406	15:23:07.540				
3	Kenneth ANDREWS		Alpine Motorsport				
1 -	1:24.234	+ 9.718	15:17:53.955	8 -	1:14.749	+ 0.233	15:26:39.977
2 -	1:15.391	+ 0.875	15:19:09.346	9 -	1:14.879	+ 0.363	15:27:54.856
3 -	1:16.172	+ 1.656	15:20:25.518	10 -	1:14.722	+ 0.206	15:29:09.578
4 -	1:14.981	+ 0.465	15:21:40.499	11 -	1:14.516		15:30:24.094
5 -	1:14.647	+ 0.131	15:22:55.146	12 -	1:16.136	+ 1.620	15:31:40.230
6 -	1:14.851	+ 0.335	15:24:09.997	13 -	1:16.941	+ 2.425	15:32:57.171
7 -	1:15.231	+ 0.715	15:25:25.228	14 -	1:16.295	+ 1.779	15:34:13.466
4	Ahmad AL HARTHY		Hillspeed				
1 -	1:22.190	+ 7.569	15:17:51.911	8 -	1:14.711	+ 0.090	15:26:40.901
2 -	1:15.188	+ 0.567	15:19:07.099	9 -	1:14.621		15:27:55.522
3 -	1:16.090	+ 1.469	15:20:23.189	10 -	1:14.874	+ 0.253	15:29:10.396
4 -	1:16.482	+ 1.861	15:21:39.671	11 -	1:15.070	+ 0.449	15:30:25.466
5 -	1:16.330	+ 1.709	15:22:56.001	12 -	1:15.328	+ 0.707	15:31:40.794
6 -	1:15.096	+ 0.475	15:24:11.097	13 -	1:15.818	+ 1.197	15:32:56.612
7 -	1:15.093	+ 0.472	15:25:26.190	14 -	1:15.040	+ 0.419	15:34:11.652
5	Menasheh IDAFAR		Hillspeed				
1 -	1:25.350	+ 10.731	15:17:55.071	8 -	1:14.619		15:26:41.284
2 -	1:15.418	+ 0.799	15:19:10.489	9 -	1:14.934	+ 0.315	15:27:56.218
3 -	1:15.997	+ 1.378	15:20:26.486	10 -	1:14.828	+ 0.209	15:29:11.046
4 -	1:15.043	+ 0.424	15:21:41.529	11 -	1:14.774	+ 0.155	15:30:25.820
5 -	1:15.092	+ 0.473	15:22:56.621	12 -	1:15.111	+ 0.492	15:31:40.931
6 -	1:14.759	+ 0.140	15:24:11.380	13 -	1:20.334	+ 5.715	15:33:01.265
7 -	1:15.285	+ 0.666	15:25:26.665	14 -	1:14.758	+ 0.139	15:34:16.023
7	Konstantinos KOTIS		Pearson Engineering Se				
1 -	1:27.588	+ 11.612	15:17:57.309	8 -	1:16.662	+ 0.686	15:26:58.174
2 -	1:16.237	+ 0.261	15:19:13.546	9 -	1:16.022	+ 0.046	15:28:14.196
3 -	1:17.408	+ 1.432	15:20:30.954	10 -	1:16.412	+ 0.436	15:29:30.608
4 -	1:18.613	+ 2.637	15:21:49.567	11 -	1:15.976		15:30:46.584
5 -	1:17.597	+ 1.621	15:23:07.164	12 -	1:16.270	+ 0.294	15:32:02.854
6 -	1:17.277	+ 1.301	15:24:24.441	13 -	1:16.823	+ 0.847	15:33:19.677
7 -	1:17.071	+ 1.095	15:25:41.512	14 -	1:17.166	+ 1.190	15:34:36.843
9	Isa YOUSIF		Alpine Motorsport				
1 -	1:26.300	+ 11.877	15:17:56.021	8 -	1:15.079	+ 0.656	15:26:43.469
2 -	1:16.012	+ 1.589	15:19:12.033	9 -	1:14.865	+ 0.442	15:27:58.334
3 -	1:15.675	+ 1.252	15:20:27.708	10 -	1:14.423		15:29:12.757
4 -	1:15.331	+ 0.908	15:21:43.039	11 -	1:14.751	+ 0.328	15:30:27.508
5 -	1:15.121	+ 0.698	15:22:58.160	12 -	1:15.296	+ 0.873	15:31:42.804
6 -	1:14.975	+ 0.552	15:24:13.135	13 -	1:15.298	+ 0.875	15:32:58.102
7 -	1:15.255	+ 0.832	15:25:28.390	14 -	1:15.722	+ 1.299	15:34:13.824
10	Adrian DIXON		Driver				
1 -	1:31.532	+ 12.881	15:18:01.253	8 -	1:19.794	+ 1.143	15:27:18.504

Thruxton
Circuit Length = 2.3560 miles
Start: 15:16 End: 15:35

Weather / Track : Cloudy / Dry

Formula Renault BARC Championship

RACE 3 - LAP ANALYSIS

2 -	1:18.909	+ 0.258	15:19:20.162	9 -	1:19.956	+ 1.305	15:28:38.460
3 -	1:19.443	+ 0.792	15:20:39.605	10 -	1:19.649	+ 0.998	15:29:58.109
4 -	1:19.948	+ 1.297	15:21:59.553	11 -	1:19.308	+ 0.657	15:31:17.417
5 -	1:19.934	+ 1.283	15:23:19.487	12 -	1:18.651		15:32:36.068
6 -	1:20.145	+ 1.494	15:24:39.632	13 -	1:19.173	+ 0.522	15:33:55.241
7 -	1:19.078	+ 0.427	15:25:58.710	14 -	1:19.681	+ 1.030	15:35:14.922
11	Ash DAVIES		Taro Motorsport				
1 -	1:25.732	+ 10.757	15:17:55.453	8 -	1:15.142	+ 0.167	15:26:44.174
2 -	1:16.859	+ 1.884	15:19:12.312	9 -	1:20.621	+ 5.646	15:28:04.795
3 -	1:16.291	+ 1.316	15:20:28.603	10 -	1:15.841	+ 0.866	15:29:20.636
4 -	1:14.975		15:21:43.578	11 -	1:15.609	+ 0.634	15:30:36.245
5 -	1:15.154	+ 0.179	15:22:58.732	12 -	1:15.555	+ 0.580	15:31:51.800
6 -	1:15.193	+ 0.218	15:24:13.925	13 -	1:16.223	+ 1.248	15:33:08.023
7 -	1:15.107	+ 0.132	15:25:29.032	14 -	1:16.586	+ 1.611	15:34:24.609
12	Jordi WECKX		Alpine Engineering				
1 -	1:31.760	+ 13.910	15:18:01.481	8 -	1:19.200	+ 1.350	15:27:13.396
2 -	1:18.984	+ 1.134	15:19:20.465	9 -	1:19.459	+ 1.609	15:28:32.855
3 -	1:19.241	+ 1.391	15:20:39.706	10 -	1:18.264	+ 0.414	15:29:51.119
4 -	1:18.921	+ 1.071	15:21:58.627	11 -	1:17.850		15:31:08.969
5 -	1:18.569	+ 0.719	15:23:17.196	12 -	1:18.186	+ 0.336	15:32:27.155
6 -	1:18.591	+ 0.741	15:24:35.787	13 -	1:17.906	+ 0.056	15:33:45.061
7 -	1:18.409	+ 0.559	15:25:54.196	14 -	1:18.909	+ 1.059	15:35:03.970
14	Joshua BROOKS		Boulevard Team Racing				
1 -	1:28.673		15:17:58.394				
15	Don de GRAAFF		Tempus Sport				
1 -	1:28.012	+ 12.650	15:17:57.733	8 -	1:15.821	+ 0.459	15:26:49.131
2 -	1:16.879	+ 1.517	15:19:14.612	9 -	1:16.814	+ 1.452	15:28:05.945
3 -	1:16.364	+ 1.002	15:20:30.976	10 -	1:27.936	+ 12.574	15:29:33.881
4 -	1:15.398	+ 0.036	15:21:46.374	11 -	1:15.708	+ 0.346	15:30:49.589
5 -	1:15.479	+ 0.117	15:23:01.853	12 -	1:15.614	+ 0.252	15:32:05.203
6 -	1:15.362		15:24:17.215	13 -	1:15.821	+ 0.459	15:33:21.024
7 -	1:16.095	+ 0.733	15:25:33.310	14 -	1:15.854	+ 0.492	15:34:36.878
16	Nathan COULTER		Triple D				
1 -	1:22.930	+ 7.671	15:17:52.651	3 -	1:15.259		15:20:23.730
2 -	1:15.820	+ 0.561	15:19:08.471				
18	Steven DURRANT		Driver				
1 -	1:30.071	+ 11.471	15:17:59.792	8 -	1:18.758	+ 0.158	15:27:26.607
2 -	1:27.866	+ 9.266	15:19:27.658	9 -	1:19.222	+ 0.622	15:28:45.829
3 -	1:19.865	+ 1.265	15:20:47.523	10 -	1:18.600		15:30:04.429
4 -	1:20.661	+ 2.061	15:22:08.184	11 -	1:18.968	+ 0.368	15:31:23.397
5 -	1:20.237	+ 1.637	15:23:28.421	12 -	1:19.216	+ 0.616	15:32:42.613
6 -	1:19.881	+ 1.281	15:24:48.302	13 -	1:19.278	+ 0.678	15:34:01.891
7 -	1:19.547	+ 0.947	15:26:07.849	14 -	1:19.141	+ 0.541	15:35:21.032
20	Edward HEINZELMANN		Heuthsports of Royston				
1 -	1:31.405	+ 12.892	15:18:01.126	8 -	1:20.167	+ 1.654	15:27:41.592
2 -	1:18.513		15:19:19.639	9 -	1:19.566	+ 1.053	15:29:01.158
3 -	1:41.746	+ 23.233	15:21:01.385	10 -	1:20.240	+ 1.727	15:30:21.398
4 -	1:20.276	+ 1.763	15:22:21.661	11 -	1:20.766	+ 2.253	15:31:42.164
5 -	1:20.340	+ 1.827	15:23:42.001	12 -	1:21.554	+ 3.041	15:33:03.718
6 -	1:19.314	+ 0.801	15:25:01.315	13 -	1:20.313	+ 1.800	15:34:24.031
7 -	1:20.110	+ 1.597	15:26:21.425				
21	James SIMONS		Driver				
1 -	1:41.244	+ 14.823	15:18:10.965	7 -	1:31.325	+ 4.904	15:27:12.923
2 -	1:30.055	+ 3.634	15:19:41.020	8 -	1:27.418	+ 0.997	15:28:40.341
3 -	1:29.186	+ 2.765	15:21:10.206	9 -	1:26.421		15:30:06.762
4 -	1:28.850	+ 2.429	15:22:39.056	10 -	1:27.359	+ 0.938	15:31:34.121

Thruxton
Circuit Length = 2.3560 miles
Start: 15:16 End: 15:35

Weather / Track : Cloudy / Dry

Formula Renault BARC Championship

RACE 3 - LAP ANALYSIS

5 -	1:29.987	+ 3.566	15:24:09.043	11 -	1:31.216	+ 4.795	15:33:05.337
6 -	1:32.555	+ 6.134	15:25:41.598	12 -	1:28.182	+ 1.761	15:34:33.519
22	Ellis HARKINS		Double M Racing				
1 -	1:33.194	+ 13.896	15:18:02.915	3 -	1:20.813	+ 1.515	15:20:44.135
2 -	1:20.407	+ 1.109	15:19:23.322	4 -	1:19.298		15:22:03.433
23	Dave REES		Reon Motorsport				
1 -	1:29.436	+ 13.193	15:17:59.157	8 -	1:18.217	+ 1.974	15:27:04.236
2 -	1:19.476	+ 3.233	15:19:18.633	9 -	1:16.778	+ 0.535	15:28:21.014
3 -	1:17.964	+ 1.721	15:20:36.597	10 -	1:16.997	+ 0.754	15:29:38.011
4 -	1:17.837	+ 1.594	15:21:54.434	11 -	1:17.940	+ 1.697	15:30:55.951
5 -	1:16.243		15:23:10.677	12 -	1:17.247	+ 1.004	15:32:13.198
6 -	1:18.204	+ 1.961	15:24:28.881	13 -	1:16.965	+ 0.722	15:33:30.163
7 -	1:17.138	+ 0.895	15:25:46.019	14 -	1:19.111	+ 2.868	15:34:49.274
25	Roberto TIRONE		Reon Motorsport				
1 -	1:29.019	+ 12.882	15:17:58.740	8 -	1:17.511	+ 1.374	15:27:01.778
2 -	1:19.531	+ 3.394	15:19:18.271	9 -	1:16.195	+ 0.058	15:28:17.973
3 -	1:18.672	+ 2.535	15:20:36.943	10 -	1:16.888	+ 0.751	15:29:34.861
4 -	1:17.896	+ 1.759	15:21:54.839	11 -	1:16.291	+ 0.154	15:30:51.152
5 -	1:16.529	+ 0.392	15:23:11.368	12 -	1:16.645	+ 0.508	15:32:07.797
6 -	1:16.762	+ 0.625	15:24:28.130	13 -	1:16.807	+ 0.670	15:33:24.604
7 -	1:16.137		15:25:44.267	14 -	1:16.665	+ 0.528	15:34:41.269
26	James DIXON		Mark Burdett Motorsport				
1 -	1:23.622	+ 9.065	15:17:53.343	8 -	1:14.607	+ 0.050	15:26:52.359
2 -	1:15.498	+ 0.941	15:19:08.841	9 -	1:14.633	+ 0.076	15:28:06.992
3 -	1:28.329	+ 13.772	15:20:37.170	10 -	1:15.656	+ 1.099	15:29:22.648
4 -	1:15.499	+ 0.942	15:21:52.669	11 -	1:15.254	+ 0.697	15:30:37.902
5 -	1:15.181	+ 0.624	15:23:07.850	12 -	1:14.557		15:31:52.459
6 -	1:15.279	+ 0.722	15:24:23.129	13 -	1:15.061	+ 0.504	15:33:07.520
7 -	1:14.623	+ 0.066	15:25:37.752	14 -	1:15.045	+ 0.488	15:34:22.565
27	Johannes SEIDLITZ		Mark Burdett Motorsport				
1 -	1:21.718	+ 7.144	15:17:51.439	8 -	1:14.731	+ 0.157	15:26:35.476
2 -	1:15.023	+ 0.449	15:19:06.462	9 -	1:15.259	+ 0.685	15:27:50.735
3 -	1:15.104	+ 0.530	15:20:21.566	10 -	1:14.718	+ 0.144	15:29:05.453
4 -	1:14.867	+ 0.293	15:21:36.433	11 -	1:14.814	+ 0.240	15:30:20.267
5 -	1:14.982	+ 0.408	15:22:51.415	12 -	1:15.087	+ 0.513	15:31:35.354
6 -	1:14.756	+ 0.182	15:24:06.171	13 -	1:15.383	+ 0.809	15:32:50.737
7 -	1:14.574		15:25:20.745	14 -	1:15.806	+ 1.232	15:34:06.543
31	Steve HANSELMAN		Driver				
1 -	1:34.595	+ 15.501	15:18:04.316	8 -	1:19.094		15:27:28.292
2 -	1:22.618	+ 3.524	15:19:26.934	9 -	1:19.140	+ 0.046	15:28:47.432
3 -	1:20.370	+ 1.276	15:20:47.304	10 -	1:19.806	+ 0.712	15:30:07.238
4 -	1:20.507	+ 1.413	15:22:07.811	11 -	1:19.959	+ 0.865	15:31:27.197
5 -	1:20.422	+ 1.328	15:23:28.233	12 -	1:19.651	+ 0.557	15:32:46.848
6 -	1:21.324	+ 2.230	15:24:49.557	13 -	1:19.224	+ 0.130	15:34:06.072
7 -	1:19.641	+ 0.547	15:26:09.198	14 -	1:20.282	+ 1.188	15:35:26.354
32	Lee DWYER		SSS Motorsport				
1 -	1:25.294	+ 10.416	15:17:55.015	8 -	1:15.279	+ 0.401	15:26:42.495
2 -	1:16.110	+ 1.232	15:19:11.125	9 -	1:14.878		15:27:57.373
3 -	1:15.977	+ 1.099	15:20:27.102	10 -	1:14.917	+ 0.039	15:29:12.290
4 -	1:15.179	+ 0.301	15:21:42.281	11 -	1:14.906	+ 0.028	15:30:27.196
5 -	1:14.889	+ 0.011	15:22:57.170	12 -	1:15.159	+ 0.281	15:31:42.355
6 -	1:14.968	+ 0.090	15:24:12.138	13 -	1:15.453	+ 0.575	15:32:57.808
7 -	1:15.078	+ 0.200	15:25:27.216	14 -	1:16.401	+ 1.523	15:34:14.209
41	Fraser SMART		Driver				
1 -	1:32.123	+ 13.595	15:18:01.844	8 -	1:18.958	+ 0.430	15:27:15.182
2 -	1:18.926	+ 0.398	15:19:20.770	9 -	1:19.926	+ 1.398	15:28:35.108

Thruxton
Circuit Length = 2.3560 miles
Start: 15:16 End: 15:35

Weather / Track : Cloudy / Dry

Formula Renault BARC Championship

RACE 3 - LAP ANALYSIS

3 -	1:19.561	+ 1.033	15:20:40.331	10 -	1:19.529	+ 1.001	15:29:54.637
4 -	1:19.386	+ 0.858	15:21:59.717	11 -	1:19.684	+ 1.156	15:31:14.321
5 -	1:19.330	+ 0.802	15:23:19.047	12 -	1:19.256	+ 0.728	15:32:33.577
6 -	1:18.646	+ 0.118	15:24:37.693	13 -	1:18.528		15:33:52.105
7 -	1:18.531	+ 0.003	15:25:56.224	14 -	1:18.776	+ 0.248	15:35:10.881
44	Ollie HANCOCK			Apotex Scorpio Motorsport			
1 -	1:22.349	+ 7.688	15:17:52.070	8 -	1:14.975	+ 0.314	15:26:38.921
2 -	1:15.302	+ 0.641	15:19:07.372	9 -	1:14.977	+ 0.316	15:27:53.898
3 -	1:15.373	+ 0.712	15:20:22.745	10 -	1:14.661		15:29:08.559
4 -	1:14.949	+ 0.288	15:21:37.694	11 -	1:15.021	+ 0.360	15:30:23.580
5 -	1:15.255	+ 0.594	15:22:52.949	12 -	1:15.656	+ 0.995	15:31:39.236
6 -	1:15.750	+ 1.089	15:24:08.699	13 -	1:15.044	+ 0.383	15:32:54.280
7 -	1:15.247	+ 0.586	15:25:23.946	14 -	1:15.052	+ 0.391	15:34:09.332
56	Michael LYONS			Hillspeed			
1 -	1:26.889	+ 11.604	15:17:56.610	8 -	1:16.430	+ 1.145	15:26:48.826
2 -	1:16.243	+ 0.958	15:19:12.853	9 -	1:16.984	+ 1.699	15:28:05.810
3 -	1:16.281	+ 0.996	15:20:29.134	10 -	1:16.586	+ 1.301	15:29:22.396
4 -	1:15.285		15:21:44.419	11 -	1:16.128	+ 0.843	15:30:38.524
5 -	1:15.572	+ 0.287	15:22:59.991	12 -	1:15.852	+ 0.567	15:31:54.376
6 -	1:16.423	+ 1.138	15:24:16.414	13 -	1:15.737	+ 0.452	15:33:10.113
7 -	1:15.982	+ 0.697	15:25:32.396	14 -	1:15.627	+ 0.342	15:34:25.740
88	Kourosh KHANI			Welch Motorsport			
1 -	1:28.776	+ 12.763	15:17:58.497	5 -	1:16.979	+ 0.966	15:23:09.690
2 -	1:19.644	+ 3.631	15:19:18.141	6 -	1:16.013		15:24:25.703
3 -	1:17.366	+ 1.353	15:20:35.507	7 -	1:16.678	+ 0.665	15:25:42.381
4 -	1:17.204	+ 1.191	15:21:52.711				
97	Pierre RENOM			Mark Burdett Motorsport			
1 -	1:29.352	+ 13.081	15:17:59.073	8 -	1:20.038	+ 3.767	15:27:03.382
2 -	1:18.277	+ 2.006	15:19:17.350	9 -	1:17.400	+ 1.129	15:28:20.782
3 -	1:17.766	+ 1.495	15:20:35.116	10 -	1:17.201	+ 0.930	15:29:37.983
4 -	1:17.188	+ 0.917	15:21:52.304	11 -	1:18.557	+ 2.286	15:30:56.540
5 -	1:18.221	+ 1.950	15:23:10.525	12 -	1:17.465	+ 1.194	15:32:14.005
6 -	1:16.548	+ 0.277	15:24:27.073	13 -	1:16.635	+ 0.364	15:33:30.640
7 -	1:16.271		15:25:43.344	14 -	1:17.267	+ 0.996	15:34:47.907

Dunlop Mini Miglia Championship

RACE 4 - CLASSIFICATION

POS	NO	CL	NAME	ENTRY	LAPS	TIME	GAP	DIFF	MPH	BEST	ON
1	11		Peter BALDWIN	Mini Miglia	10	15:16.041			92.58	1:30.492	6
2	1		Andrew HACK	Mini Miglia	10	15:17.053	1.012	1.012	92.48	1:30.143	9
3	12		Paul THOMPSON	Mini Salon Miglia	10	15:18.698	2.657	1.645	92.32	1:30.396	8
4	98		Mark SMITH	Mini Miglia	10	15:19.034	2.993	0.336	92.28	1:30.273	8
5	21		David EDGECOMBE	Mini Edgecoms Miglia	10	15:20.870	4.829	1.836	92.10	1:30.470	6
6	9		Mark SIMS	Mini Miglia	10	15:21.690	5.649	0.820	92.02	1:30.890	8
7	77		Ralph SAUNDERS	Mini Miglia	10	15:30.905	14.864	9.215	91.11	1:31.348	4
8	42		Paul SIMMONDS	Mini Miglia	10	15:31.836	15.795	0.931	91.01	1:31.317	3
9	26		Owen STINCHCOMBE	Mini Edgecoms Miglia	10	15:32.108	16.067	0.272	90.99	1:31.114	3
10	4		Colin PEACOCK	Mini Miglia	10	15:36.177	20.136	4.069	90.59	1:30.966	2
11	50		Richard WAGER	TCR Motorsport JimTune Mini	10	15:38.468	22.427	2.291	90.37	1:31.666	5
12	24		Nuno PIMENTA	Mini Miglia	10	15:40.850	24.809	2.382	90.14	1:31.481	2
13	5		Sarah MUNNS	Mini Miglia	10	15:51.622	35.581	10.772	89.12	1:33.176	3
14	28		Robert HUMPHREYS	Mini Vickers	10	16:08.949	52.908	17.327	87.53	1:34.533	2
15	13		Phil HARVEY	Motley Mini	10	16:09.857	53.816	0.908	87.45	1:34.359	9
16	16		Andrew WORSLEY	Mini Miglia	10	16:25.969	1:09.928	16.112	86.02	1:34.958	6

FASTEST LAP

1	Andrew HACK	Mini Miglia	9	1:30.143	94.09 mph	151.42 kph
---	-------------	-------------	---	----------	-----------	------------

Weather / Track : Cloudy / Dry

These results are provisional until the conclusion of any judicial and technical matters.

Thruxton
Circuit Length = 2.3560 miles
Start: 15:55 End: 16:12

Clerk of Course :		Timekeeper :
-------------------	--	--------------

Dunlop Mini Miglia Championship

RACE 4 - LAP CHART

Lap 1			Lap 2			Lap 3			Lap 4			Lap 5		
No	Behind	Laptime	No	Behind	Laptime	No	Behind	Laptime	No	Behind	Laptime	No	Behind	Laptime
11		1:36.839	11		1:31.183	11		1:30.937	98		1:31.637	11		1:31.401
1	0.422	1:37.261	1	0.415	1:31.176	98	0.445	1:30.569	11	0.174	1:32.256	98	0.733	1:32.308
12	1.280	1:38.119	98	0.813	1:30.434	1	0.719	1:31.241	1	0.375	1:31.738	21	0.929	1:31.455
98	1.562	1:38.401	21	1.243	1:30.537	21	2.194	1:31.888	21	1.049	1:30.937	1	0.949	1:32.149
21	1.889	1:38.728	12	1.509	1:31.412	12	2.216	1:31.644	12	1.362	1:31.228	12	1.218	1:31.431
77	2.238	1:39.077	4	2.149	1:30.966	9	3.235	1:31.374	9	2.114	1:30.961	9	1.587	1:31.048
4	2.366	1:39.205	77	2.455	1:31.400	26	3.415	1:31.114	77	3.512	1:31.348	77	3.725	1:31.788
9	2.940	1:39.779	9	2.798	1:31.041	42	3.927	1:31.317	42	3.911	1:32.066	42	4.317	1:31.981
26	3.146	1:39.985	26	3.238	1:31.275	77	4.246	1:32.728	26	4.703	1:33.370	26	5.096	1:31.968
42	3.345	1:40.184	42	3.547	1:31.385	24	5.893	1:32.320	24	6.339	1:32.528	24	7.414	1:32.650
24	4.212	1:41.051	24	4.510	1:31.481	50	7.796	1:32.319	50	7.682	1:31.968	50	7.773	1:31.666
5	5.094	1:41.933	50	6.414	1:31.888	5	9.938	1:33.176	5	12.254	1:34.398	4	13.927	1:31.987
50	5.709	1:42.548	5	7.699	1:33.788	4	13.575	1:42.363	4	13.515	1:32.022	5	14.999	1:34.320
28	6.489	1:43.328	28	9.839	1:34.533	28	15.879	1:36.977	28	21.114	1:37.317	28	27.033	1:37.494
16	10.267	1:47.106	16	15.290	1:36.206	16	20.812	1:36.459	13	24.788	1:35.453	16	29.083	1:35.327
13	10.681	1:47.520	13	15.804	1:36.306	13	21.417	1:36.550	16	25.331	1:36.601	13	29.331	1:36.118

Dunlop Mini Miglia Championship
RACE 4 - LAP CHART

Lap 6			Lap 7			Lap 8			Lap 9			Lap 10		
No	Behind	Laptime	No	Behind	Laptime	No	Behind	Laptime	No	Behind	Laptime	No	Behind	Laptime
11		1:30.492	11		1:30.577	11		1:30.752	11		1:30.628	11		1:30.976
21	0.907	1:30.470	1	2.452	1:31.752	1	1.995	1:30.295	1	1.510	1:30.143	1	1.012	1:30.478
1	1.277	1:30.820	12	2.798	1:31.144	12	2.442	1:30.396	98	2.968	1:30.996	12	2.657	1:30.464
98	1.994	1:31.753	98	3.079	1:31.662	98	2.600	1:30.273	12	3.169	1:31.355	98	2.993	1:31.001
12	2.231	1:31.505	21	3.406	1:33.076	21	3.502	1:30.848	9	4.256	1:31.018	21	4.829	1:31.310
9	2.397	1:31.302	9	3.728	1:31.908	9	3.866	1:30.890	21	4.495	1:31.621	9	5.649	1:32.369
42	5.588	1:31.763	42	8.120	1:33.109	77	10.740	1:32.826	77	13.189	1:33.077	77	14.864	1:32.651
77	5.863	1:32.630	26	8.277	1:31.878	42	11.024	1:33.656	26	13.934	1:33.301	42	15.795	1:32.652
26	6.976	1:32.372	77	8.666	1:33.380	26	11.261	1:33.736	42	14.119	1:33.723	26	16.067	1:33.109
24	10.381	1:33.459	50	13.228	1:33.393	50	15.779	1:33.303	24	18.924	1:33.138	4	20.136	1:32.014
50	10.412	1:33.131	24	13.689	1:33.885	24	16.414	1:33.477	4	19.098	1:32.655	50	22.427	1:33.622
4	15.479	1:32.044	4	16.749	1:31.847	4	17.071	1:31.074	50	19.781	1:34.630	24	24.809	1:36.861
5	18.792	1:34.285	5	22.632	1:34.417	5	26.489	1:34.609	5	30.905	1:35.044	5	35.581	1:35.652
16	33.549	1:34.958	13	39.330	1:35.911	28	44.070	1:34.908	13	48.201	1:34.359	28	52.908	1:35.219
13	33.996	1:35.157	28	39.914	1:35.534	13	44.470	1:35.892	28	48.665	1:35.223	13	53.816	1:36.591
28	34.957	1:38.416	16	40.611	1:37.639	16	44.888	1:35.029	16	1:03.414	1:49.154	16	1:09.928	1:37.490

BARC Dunlop Clubmans Cup

RACE 5 - CLASSIFICATION

POS	NO	CL	NAME	ENTRY	LAPS	TIME	GAP	DIFF	MPH	BEST	ON
1	2		Adrian LESTER	Mallock Mk 35	12	16:22.482			103.59	1:20.435	11
2	7		Paul GIBSON	Gem 008	12	16:24.555	2.073	2.073	103.37	1:20.627	11
3	1		Daniel GIBSON	GEM 008	12	16:27.722	5.240	3.167	103.04	1:20.236	5
4	73		Adrian LANGRIDGE	Mallock Mk 23	12	16:33.028	10.546	5.306	102.49	1:21.057	7
5	22		Barry WEBB	Mallock MK 23 /03 BW	12	16:39.597	17.115	6.569	101.81	1:20.557	5
6	29		Alex OSBORNE	Mallock Mk28	12	16:40.691	18.209	1.094	101.70	1:22.211	7
7	51		Jason MONEY	Avalan 3	12	16:40.845	18.363	0.154	101.69	1:21.717	7
8	65		Ian CROMBIE	Mallock MK 28B	12	16:48.408	25.926	7.563	100.93	1:22.030	3
9	13		Guy PARR	GEM 08	12	16:50.364	27.882	1.956	100.73	1:21.461	10
10	8		Jamie CHAMPKIN	Phantom P94/08	12	16:50.697	28.215	0.333	100.70	1:22.634	3
11	17		Marcus BICKNELL	Mallock Mk.26	12	16:51.128	28.646	0.431	100.65	1:22.212	12
12	23		Des ANDREWS	Mallock Mk27/28	12	17:02.347	39.865	11.219	99.55	1:23.585	3
13	60		Brian JORDAN	Mallock MK27/30 SG	12	17:15.823	53.341	13.476	98.25	1:24.305	8
14	18		Alexander CHAMPKIN	Mallock EBX	12	17:16.054	53.572	0.231	98.23	1:24.287	6
15	50		Clive WOOD	Mallock Mk28	11	16:49.712	1 lap	1 lap	92.39	1:21.868	8

NOT CLASSIFIED

<i>DNF</i>	4		Howard PAYNE	Mallock MK20B	7	9:44.789	5 laps	4 laps	101.52	1:21.017	5
<i>DNF</i>	3		Paul FREEMAN	Ardmore FR95B	1	1:34.317	11 laps	6 laps	89.92	1:34.317	1

FASTEST LAP

1			Daniel GIBSON	GEM 008	5	1:20.236		105.70 mph		170.12 kph	
---	--	--	----------------------	---------	---	----------	--	------------	--	------------	--

Weather / Track : Cloudy / Dry

These results are provisional until the conclusion of any judicial and technical matters.

Thruxton
Circuit Length = 2.3560 miles
Start: 16:22 End: 16:40

Clerk of Course :		Timekeeper :	
-------------------	--	--------------	--

BARC Dunlop Clubmans Cup
RACE 5 - LAP CHART

Lap 1			Lap 2			Lap 3			Lap 4			Lap 5		
No	Behind	Laptime	No	Behind	Laptime	No	Behind	Laptime	No	Behind	Laptime	No	Behind	Laptime
2		1:29.619	2		1:21.818	2		1:21.580	2		1:21.747	1		1:20.236
50	0.434	1:30.053	50	0.999	1:22.383	1	1.866	1:21.818	1	0.672	1:20.553	2	0.775	1:21.683
4	1.768	1:31.387	4	1.442	1:21.492	7	2.495	1:21.994	7	1.909	1:21.161	7	2.043	1:21.042
7	1.796	1:31.415	1	1.628	1:21.384	22	3.904	1:22.862	22	3.254	1:21.097	22	2.903	1:20.557
22	1.929	1:31.548	7	2.081	1:22.103	4	4.201	1:24.339	4	3.863	1:21.409	4	3.972	1:21.017
1	2.062	1:31.681	22	2.622	1:22.511	50	4.947	1:25.528	29	6.993	1:23.126	73	7.786	1:21.560
17	2.472	1:32.091	17	4.009	1:23.355	29	5.614	1:22.276	73	7.134	1:22.457	29	8.610	1:22.525
73	2.763	1:32.382	29	4.918	1:22.957	17	6.046	1:23.617	17	7.839	1:23.540	51	10.565	1:22.614
51	3.135	1:32.754	73	5.258	1:24.313	73	6.424	1:22.746	51	8.859	1:23.964	17	10.574	1:23.643
29	3.779	1:33.398	51	5.649	1:24.332	51	6.642	1:22.573	8	9.637	1:23.582	65	12.217	1:23.228
13	4.105	1:33.724	13	6.134	1:23.847	13	6.931	1:22.377	65	9.897	1:23.282	8	12.610	1:23.881
3	4.698	1:34.317	8	6.748	1:23.377	8	7.802	1:22.634	23	13.133	1:24.210	23	18.133	1:25.908
8	5.189	1:34.808	65	7.912	1:23.674	65	8.362	1:22.030	13	15.564	1:30.380	13	18.376	1:23.720
23	5.869	1:35.488	23	8.665	1:24.614	23	10.670	1:23.585	60	20.117	1:25.451	60	23.755	1:24.546
65	6.056	1:35.675	60	12.914	1:26.108	60	16.413	1:25.079	18	20.747	1:24.908	18	24.432	1:24.593
18	7.853	1:37.472	18	13.757	1:27.722	18	17.586	1:25.409	50	1:20.079	2:36.879			
60	8.624	1:38.243												

BARC Dunlop Clubmans Cup
RACE 5 - LAP CHART

Lap 6			Lap 7			Lap 8			Lap 9			Lap 10		
No	Behind	Laptime	No	Behind	Laptime	No	Behind	Laptime	No	Behind	Laptime	No	Behind	Laptime
1		1:21.223	1		1:20.887	1		1:21.404	1		1:20.718	1		1:20.665
2	0.495	1:20.943	2	0.856	1:21.248	2	0.430	1:20.978	2	0.723	1:21.011	2	0.856	1:20.798
7	2.195	1:21.375	7	2.071	1:20.763	7	1.693	1:21.026	7	2.049	1:21.074	7	2.292	1:20.908
22	3.343	1:21.663	22	3.720	1:21.264	22	3.457	1:21.141	22	6.487	1:23.748	73	10.112	1:21.258
4	4.194	1:21.445	4	7.007	1:23.700	73	8.998	1:22.192	73	9.519	1:21.239	22	10.959	1:25.137
73	8.040	1:21.477	73	8.210	1:21.057	29	12.067	1:22.273	29	13.692	1:22.343	29	15.271	1:22.244
29	9.874	1:22.487	29	11.198	1:22.211	51	12.858	1:21.850	51	14.228	1:22.088	51	15.634	1:22.071
51	11.582	1:22.240	51	12.412	1:21.717	65	17.718	1:23.240	65	19.564	1:22.564	65	21.526	1:22.627
17	12.670	1:23.319	17	15.855	1:24.072	17	18.829	1:24.378	17	21.527	1:23.416	8	24.100	1:23.195
65	13.524	1:22.530	65	15.882	1:23.245	8	19.087	1:24.303	8	21.570	1:23.201	50	1 LAP	1:22.958
8	14.133	1:22.746	8	16.188	1:22.942	50	1 LAP	1:22.798	50	1 LAP	1:21.868	17	24.767	1:23.905
50	1 LAP	1:36.909	50	1 LAP	1:25.349	13	23.353	1:23.765	13	24.375	1:21.740	13	25.171	1:21.461
13	19.537	1:22.384	13	20.992	1:22.342	23	26.099	1:23.833	23	29.087	1:23.706	23	32.601	1:24.179
23	20.946	1:24.036	23	23.670	1:23.611	60	33.297	1:24.305	60	37.600	1:25.021	60	42.018	1:25.083
60	26.873	1:24.341	60	30.396	1:24.410	18	34.030	1:24.473	18	38.192	1:24.880	18	42.402	1:24.875
18	27.496	1:24.287	18	30.961	1:24.352									

BARC Dunlop Clubmans Cup
RACE 5 - LAP CHART

Lap 11			Lap 12		
No	Behind	Laptime	No	Behind	Laptime
2		1:20.435	2		1:20.622
1	0.131	1:21.422	7	2.073	1:21.067
7	1.628	1:20.627	1	5.240	1:25.731
73	9.904	1:21.083	73	10.546	1:21.264
22	14.324	1:24.656	22	17.115	1:23.413
29	16.385	1:22.405	29	18.209	1:22.446
51	16.483	1:22.140	51	18.363	1:22.502
65	23.493	1:23.258	65	25.926	1:23.055
50	1 LAP	1:23.045	50	1 LAP	1:21.942
8	26.106	1:23.297	13	27.882	1:22.064
13	26.440	1:22.560	8	28.215	1:22.731
17	27.056	1:23.580	17	28.646	1:22.212
23	35.578	1:24.268	23	39.865	1:24.909
60	47.799	1:27.072	60	53.341	1:26.164
18	48.196	1:27.085	18	53.572	1:25.998

Dunlop Mini Se7en Championship

RACE 6 - CLASSIFICATION

POS	NO	CL	NAME	NAT	ENTRY	LAPS	TIME	GAP	DIFF	MPH	BEST	ON
1	2		Paul THOMPSON		Rover Mini	10	16:34.770			85.26	1:38.306	5
2	1		Max HUNTER		Mini	10	16:39.534	4.764	4.764	84.85	1:38.217	4
3	6		Gareth HUNT		Mini Se7en	10	16:39.837	5.067	0.303	84.82	1:38.657	2
4	11		Kane ASTIN		Mini Seven	10	16:40.175	5.405	0.338	84.80	1:38.537	3
5	28		Neil ROBINS		Austin Mini	10	16:57.661	22.891	17.486	83.34	1:40.398	3
6	29		Jabez DYER		Mini	10	16:59.482	24.712	1.821	83.19	1:40.288	4
7	52		Nathan BURGE		Altered Image Vickers Mini 7	10	17:11.631	36.861	12.149	82.21	1:41.490	2
8	60		Malcolm KEAT		Mini Seven	10	17:14.837	40.067	3.206	81.96	1:42.050	6
9	34		Anthony TOWEY		Mini	10	17:31.008	56.238	16.171	80.69	1:42.656	3
10	38		Steven HOPPER		Rover Mini	10	17:46.296	1:11.526	15.288	79.54	1:44.522	6
11	20		Darren THOMAS		Mini 7	10	17:46.413	1:11.643	0.117	79.53	1:44.307	2
12	33		Geoff TAYLOR		Mini Se7en	9	16:42.984	1 lap	1 lap	76.10	1:49.454	8
13	95		Julian PROCTOR		Austin Mini	9	17:41.702	1 lap	58.718	71.89	1:54.657	9
NOT CLASSIFIED												
DNF	9		James COULSON		Mini Se7en	7	12:54.946	3 laps	2 laps	76.61	1:41.029	2
DNF	5		Niven BURGE		Altered Image Vickers Mini 7	4	6:51.814	6 laps	3 laps	82.38	1:40.680	2
DNF	35		Paul SPARK		Rover Mini	3	5:12.309	7 laps	1 lap	81.47	1:41.599	2
FASTEST LAP												
	1		Max HUNTER		Mini	4	1:38.217			86.35 mph	138.97 kph	

Weather / Track : Cloudy / Dry

These results are provisional until the conclusion of any judicial and technical matters.

Thruxton
Circuit Length = 2.3560 miles
Start: 16:52 End: 17:10

Clerk of Course :		Timekeeper :
-------------------	--	--------------

Dunlop Mini Se7en Championship

RACE 6 - LAP CHART

Lap 1			Lap 2			Lap 3			Lap 4			Lap 5		
No	Behind	Laptime	No	Behind	Laptime	No	Behind	Laptime	No	Behind	Laptime	No	Behind	Laptime
2		1:46.006	2		1:38.541	2		1:38.422	2		1:38.460	2		1:38.306
11	0.887	1:46.893	1	1.072	1:38.412	11	1.820	1:38.537	1	1.759	1:38.217	1	2.343	1:38.890
1	1.201	1:47.207	6	1.457	1:38.657	1	2.002	1:39.352	11	2.260	1:38.900	11	2.676	1:38.722
6	1.341	1:47.347	11	1.705	1:39.359	6	2.230	1:39.195	6	2.794	1:39.024	6	3.378	1:38.890
35	2.926	1:48.932	5	5.203	1:40.680	28	7.382	1:40.398	28	9.905	1:40.983	28	12.967	1:41.368
5	3.064	1:49.070	28	5.406	1:40.699	5	7.664	1:40.883	5	10.385	1:41.181	29	15.757	1:41.297
28	3.248	1:49.254	35	5.984	1:41.599	35	9.340	1:41.778	29	12.766	1:40.288	9	19.562	1:43.190
9	4.525	1:50.531	9	7.013	1:41.029	9	9.957	1:41.366	9	14.678	1:43.181	52	19.730	1:41.657
29	5.719	1:51.725	29	8.458	1:41.280	29	10.938	1:40.902	52	16.379	1:41.860	60	23.823	1:42.381
34	6.582	1:52.588	52	9.892	1:41.490	52	12.979	1:41.509	60	19.748	1:42.597	34	25.728	1:43.314
52	6.943	1:52.949	34	10.882	1:42.841	34	15.116	1:42.656	34	20.720	1:44.064	20	38.344	1:45.916
60	7.060	1:53.066	60	11.155	1:42.636	60	15.611	1:42.878	38	30.424	1:45.692	38	38.767	1:46.649
38	8.260	1:54.266	38	15.077	1:45.358	38	23.192	1:46.537	20	30.734	1:45.781	33	1:02.639	1:50.055
20	9.436	1:55.442	20	15.202	1:44.307	20	23.413	1:46.633	33	50.890	1:50.355			
33	14.547	2:00.553	33	26.646	1:50.640	33	38.995	1:50.771	95	1:21.331	1:56.635			
95	22.925	2:08.931	95	43.931	1:59.547	95	1:03.156	1:57.647						

Dunlop Mini Se7en Championship
RACE 6 - LAP CHART

Lap 6			Lap 7			Lap 8			Lap 9			Lap 10		
No	Behind	Laptime	No	Behind	Laptime	No	Behind	Laptime	No	Behind	Laptime	No	Behind	Laptime
2		1:38.904	2		1:38.882	2		1:38.706	2		1:38.748	2		1:39.795
95	1 LAP	1:58.125	1	2.981	1:39.124	1	4.084	1:39.809	1	5.388	1:40.052	1	4.764	1:39.171
1	2.739	1:39.300	11	3.412	1:39.145	6	4.434	1:39.324	6	5.736	1:40.050	6	5.067	1:39.126
11	3.149	1:39.377	6	3.816	1:39.201	11	4.777	1:40.071	11	6.313	1:40.284	11	5.405	1:38.887
6	3.497	1:39.023	28	17.349	1:41.272	28	19.656	1:41.013	28	21.863	1:40.955	33	1 LAP	1:50.628
28	14.959	1:40.896	95	1 LAP	1:56.276	29	22.000	1:40.755	29	24.128	1:40.876	28	22.891	1:40.823
29	18.028	1:41.175	29	19.951	1:40.805	52	30.119	1:42.037	52	33.816	1:42.445	29	24.712	1:40.379
52	23.367	1:42.541	52	26.788	1:42.303	60	33.734	1:42.100	60	37.454	1:42.468	52	36.861	1:42.840
9	24.160	1:43.502	60	30.340	1:42.253	95	1 LAP	1:54.924	34	49.589	1:44.581	60	40.067	1:42.408
60	26.969	1:42.050	34	36.482	1:44.319	34	43.756	1:45.980	95	1 LAP	1:54.960	34	56.238	1:46.444
34	31.045	1:44.221	20	51.515	1:45.831	38	58.057	1:44.865	20	1:05.645	1:46.084	95	1 LAP	1:54.657
38	44.385	1:44.522	38	51.898	1:46.395	20	58.309	1:45.500	38	1:06.399	1:47.090	38	1:11.526	1:44.922
20	44.566	1:45.126	9	1:17.425	2:32.147	33	1:36.129	1:49.454				20	1:11.643	1:45.793
33	1:14.221	1:50.486	33	1:25.381	1:50.042									

BARC Dunlop Sport Maxx Cup

RACE 7 - CLASSIFICATION

POS	NO	CL	NAME	ENTRY	LAPS	TIME	GAP	DIFF	MPH	BEST	ON
1	8	A	Martin WALLBANK	Vauxhall Astra VXR	19	30:01.013			89.47	1:29.863	3
2	9	A	John ALLISON	Vauxhall Astra VXR	19	30:03.237	2.224	2.224	89.36	1:30.264	6
3	22	A	Simon SHAW	Vauxhall Astra VXR	19	30:09.242	8.229	6.005	89.07	1:29.697	2
4	2	A	Simon GUSTERSON	Renault Megane R26 230	19	30:09.697	8.684	0.455	89.04	1:30.997	8
5	7	A	Shaun HOLLAMBY	SEAT Leon Cupra	19	30:23.630	22.617	13.933	88.36	1:30.811	3
6	3	A	EDWARDS/WEIDNER	Ford Focus ST	19	30:30.261	29.248	6.631	88.04	1:31.680	10
7	24	A	Lucas ORDONEZ	Nissan 350z	19	30:39.318	38.305	9.057	87.61	1:31.729	4
8	33	B	Leyton CLARKE	Vauxhall Corsa	19	30:57.959	56.946	18.641	86.73	1:33.642	3
9	30	B	Quentin LAITHWAITE	Renault clio	19	31:06.456	1:05.443	8.497	86.33	1:33.431	3
10	25	A	Lars SCHLOMER	Nissan 350Z	18	30:21.007	1 lap	1 lap	83.83	1:35.143	15
11	50	B	Matt PRIOR	SEAT Leon FR	18	30:52.921	1 lap	31.914	82.39	1:35.627	2
12	69	C	HOLLOWAY/CLARKE	VW Lupo Gti	17	30:07.439	2 laps	1 lap	79.77	1:37.689	2
13	63	C	Danial MALONE	Peugeot 106	17	30:35.798	2 laps	28.359	78.54	1:42.502	10

FASTEST LAP

22	A	Simon SHAW	Vauxhall Astra VXR	2	1:29.697	94.55 mph	152.17 kph
30	B	Quentin LAITHWAITE	Renault clio	3	1:33.431	90.77 mph	146.09 kph
69	C	HOLLOWAY/CLARKE	VW Lupo Gti	2	1:37.689	86.82 mph	139.72 kph

Weather / Track : Cloudy / Dry

These results are provisional until the conclusion of any judicial and technical matters.

Thruxton
Circuit Length = 2.3560 miles
Start: 17:23 End: 17:56

Clerk of Course :	Timekeeper :
-------------------	--------------

BARC Dunlop Sport Maxx Cup
RACE 7 - LAP CHART

Lap 1			Lap 2			Lap 3			Lap 4			Lap 5		
No	Behind	Laptime	No	Behind	Laptime	No	Behind	Laptime	No	Behind	Laptime	No	Behind	Laptime
8		1:36.612	8		1:29.875	8		1:29.863	8		1:30.116	22		1:31.362
22	0.621	1:37.233	22	0.443	1:29.697	22	0.293	1:29.713	22	0.127	1:29.950	8	0.636	1:32.125
9	1.244	1:37.856	9	1.719	1:30.350	9	2.145	1:30.289	9	2.640	1:30.611	9	1.772	1:30.621
7	2.077	1:38.689	7	3.070	1:30.868	7	4.018	1:30.811	7	5.646	1:31.744	7	5.868	1:31.711
3	3.010	1:39.622	2	5.931	1:32.421	2	7.780	1:31.712	2	9.339	1:31.675	2	9.082	1:31.232
2	3.385	1:39.997	3	6.408	1:33.273	3	9.418	1:32.873	3	11.126	1:31.824	3	13.605	1:33.968
24	4.134	1:40.746	24	7.003	1:32.744	24	9.942	1:32.802	24	11.555	1:31.729	24	14.035	1:33.969
33	6.391	1:43.003	33	10.813	1:34.297	33	14.592	1:33.642	33	18.699	1:34.223	33	21.226	1:34.016
30	7.180	1:43.792	30	11.505	1:34.200	30	15.073	1:33.431	30	20.350	1:35.393	30	24.017	1:35.156
50	8.589	1:45.201	50	14.341	1:35.627	50	20.973	1:36.495	50	26.924	1:36.067	50	31.202	1:35.767
25	9.149	1:45.761	25	15.731	1:36.457	25	22.469	1:36.601	25	28.509	1:36.156	25	32.279	1:35.259
69	11.356	1:47.968	69	19.170	1:37.689	69	28.165	1:38.858	69	36.396	1:38.347	69	43.580	1:38.673
63	14.821	1:51.433	63	28.915	1:43.969	63	42.634	1:43.582	63	56.826	1:44.308	63	1:09.743	1:44.406

BARC Dunlop Sport Maxx Cup
RACE 7 - LAP CHART

Lap 6			Lap 7			Lap 8			Lap 9			Lap 10		
No	Behind	Laptime	No	Behind	Laptime	No	Behind	Laptime	No	Behind	Laptime	No	Behind	Laptime
22		1:30.176	22		1:30.237	22		1:31.441	22		1:30.943	22		1:30.943
8	1.465	1:31.005	8	2.066	1:30.838	8	2.155	1:31.530	8	2.185	1:30.973	7	12.470	1:32.090
9	1.860	1:30.264	9	3.306	1:31.683	63	1 LAP	1:43.728	7	11.323	1:32.625	2	13.382	1:31.644
7	7.236	1:31.544	7	9.004	1:32.005	7	9.641	1:32.078	2	12.681	1:32.471	69	1 LAP	2:37.025 P
2	10.323	1:31.417	2	11.597	1:31.511	2	11.153	1:30.997	25	1 LAP	2:49.944 P	30	43.278	1:35.118
24	18.905	1:35.046	24	21.525	1:32.857	33	31.422	1:33.893	30	39.103	1:34.840	25	1 LAP	1:44.377
3	19.738	1:36.309	3	22.212	1:32.711	30	35.206	1:33.946	50	1 LAP	1:42.103	8	56.820	2:25.578
33	24.991	1:33.941	33	28.970	1:34.216	50	1 LAP	3:11.973 P	9	1:04.906	1:38.939 P	50	1 LAP	1:36.356
30	28.648	1:34.807	30	32.701	1:34.290	9	56.910	2:25.045	63	1 LAP	2:41.438 P	9	1:05.615	1:31.652
50	36.959	1:35.933	25	43.501	1:36.184	69	1:07.190	1:38.568	33	1:26.905	2:26.426	3	1:28.685	1:31.680
25	37.554	1:35.451	69	1:00.063	1:38.475	24	1:22.687	2:32.603	33	1:26.905	2:26.426	24	1:30.309	1:32.351
69	51.825	1:38.421				3	1:22.688	2:31.917	3	1:27.948	1:36.203 P	33	1:33.798	1:37.836 P
63	1:23.688	1:44.121							24	1:28.901	1:37.157 P	63	1 LAP	1:48.628

BARC Dunlop Sport Maxx Cup
RACE 7 - LAP CHART

Lap 11			Lap 12			Lap 13			Lap 14			Lap 15		
No	Behind	Laptime	No	Behind	Laptime	No	Behind	Laptime	No	Behind	Laptime	No	Behind	Laptime
7		1:31.750	22		1:34.817 P	22		1:31.143	22		1:31.400	22		1:34.383
2	5.584	1:36.422	8	4.086	1:31.141	25	1 LAP	1:36.541	8	3.659	1:31.325	8	2.178	1:32.902
25	1 LAP	1:35.566	9	7.824	1:31.427	8	3.734	1:30.791	25	1 LAP	1:36.228	9	6.035	1:31.758
22	41.616	2:25.836	7	10.042	2:26.475	9	8.392	1:31.711	9	8.660	1:31.668	25	1 LAP	1:35.577
8	49.378	1:36.778 P	2	14.341	2:25.190 P	7	14.148	1:35.249 P	7	14.530	1:31.782	7	12.048	1:31.901
9	52.830	1:31.435	50	1 LAP	1:38.835	2	16.308	1:33.110	2	16.222	1:31.314	2	13.014	1:31.175
69	1 LAP	1:56.217	69	1 LAP	1:45.564	50	1 LAP	1:36.323	50	1 LAP	1:36.704	3	31.823	1:32.117
50	1 LAP	1:37.554	3	32.200	1:32.133	3	32.998	1:31.941	3	34.089	1:32.491	50	1 LAP	1:37.836
3	1:16.500	1:32.035	24	34.451	1:32.462	24	35.730	1:32.422	24	36.852	1:32.522	24	35.645	1:33.176
24	1:18.422	1:32.333	33	42.370	1:34.531	69	1 LAP	1:47.252	33	48.456	1:34.539	33	48.578	1:34.505
33	1:24.272	1:34.694	30	55.146	1:41.854 P	33	45.317	1:34.090	69	1 LAP	1:45.007	30	1:01.685	1:34.388
30	1:29.725	2:30.667	63	1 LAP	1:43.315	30	59.033	1:35.030	30	1:01.680	1:34.047	69	1 LAP	1:45.111
63	1 LAP	1:42.502				63	1 LAP	1:42.700	63	1 LAP	1:43.495	63	1 LAP	1:42.660

BARC Dunlop Sport Maxx Cup
RACE 7 - LAP CHART

Lap 16			Lap 17			Lap 18			Lap 19		
No	Behind	Laptime	No	Behind	Laptime	No	Behind	Laptime	No	Behind	Laptime
22		1:32.992	8		1:35.381	8		1:31.683	8		1:31.179
8	0.504	1:31.318	9	0.288	1:31.918	9	0.968	1:32.363	9	2.224	1:32.435
9	4.255	1:31.212	22	0.289	1:36.174	22	1.530	1:32.924	69	2 LAPS	1:44.538
25	1 LAP	1:35.143	2	7.977	1:32.522	2	8.278	1:31.984	22	8.229	1:37.878
7	11.228	1:32.172	63	2 LAPS	1:46.574	7	11.670	1:33.923	2	8.684	1:31.585
2	11.340	1:31.318	7	9.430	1:34.087	25	1 LAP	1:36.513	25	1 LAP	1:35.150
3	31.231	1:32.400	25	1 LAP	1:37.517	63	2 LAPS	1:45.659	7	22.617	1:42.126
24	35.439	1:32.786	3	27.686	1:32.340	3	28.493	1:32.490	3	29.248	1:31.934
50	1 LAP	1:39.335	24	33.998	1:34.444	24	36.354	1:34.039	63	2 LAPS	1:43.280
33	51.520	1:35.934	50	1 LAP	1:36.951	50	1 LAP	1:37.072	24	38.305	1:33.130
30	1:02.591	1:33.898	33	50.869	1:35.234	33	53.459	1:34.273	50	1 LAP	1:36.789
69	1 LAP	1:46.091	30	1:00.482	1:33.776	30	1:02.800	1:34.001	33	56.946	1:34.666
			69	1 LAP	1:43.635				30	1:05.443	1:33.822