



# DUNLOP GREAT & BRITISH MOTORSPORT FESTIVAL

Donington Park

2nd & 3rd August 2008



Results Provided by Timing Solutions Ltd

[www.tsl-timing.com](http://www.tsl-timing.com)

# DUNLOP Radical Club Cup

## QUALIFYING - RACE 1 - CLASSIFICATION

POS	NO	CL	NAME	ENTRY	TIME	ON	LAPS	GAP	DIFF	MPH
1	3	IN	Jonathan WRIGHT	Radical PR6	1:21.129	11	11			86.85
2	73	SS	Chris GRIEVE	Radical SR3	1:21.837	10	10	0.708	0.708	86.09
3	99	PO	Ross EDWARDS	Radical PR6	1:24.230	8	8	3.101	2.393	83.65
4	20	SS	Simon FISH	Radical SR3	1:24.390	10	10	3.261	0.160	83.49
5	64	SS	Nigel MORRISON	Radical PR6	1:24.706	10	10	3.577	0.316	83.18
6	12	SS	Steve BURGESS	Radical SR3	1:25.854	5	10	4.725	1.148	82.07
7	39	SS	Tom ASHTON	Radical SR3	1:26.025	9	10	4.896	0.171	81.90
8	2	BI	Mark GRIFFITHS	Radical SR4	1:26.140	10	10	5.011	0.115	81.79
9	61	SS	TBA		1:26.736	9	10	5.607	0.596	81.23
10	7	BI	Simon PACKER	Radical SR4	1:26.736	10	10	5.607	0.000	81.23
11	42	BI	Alan HOGG	Radical SR4	1:26.938	4	4	5.809	0.202	81.04
12	44	SS	James COOK	Radical SR3	1:27.865	9	9	6.736	0.927	80.19
13	1	SS	Paul STEELE	Radical SR3	1:28.509	8	10	7.380	0.644	79.60
14	55	SS	Robert BALDOCK	Radical SR3	1:28.787	8	10	7.658	0.278	79.35
15	21	SS	Charles LAUGHRAN	Radical SR3	1:29.274	8	9	8.145	0.487	78.92
16	59	BI	Stephen LINDSAY	Radical SR4	1:29.328	7	10	8.199	0.054	78.87
17	19	BI	Gary KANE	Radical SR4	1:29.435	4	5	8.306	0.107	78.78
18	43	PO	Barry MARKS	Radical SR3	1:29.593	9	9	8.464	0.158	78.64
19	95	PO	Richard STABLES	Radical PR6	1:30.461	8	9	9.332	0.868	77.89
20	70	IN	Darren ANLEY	Radical Prosport	1:31.147	5	5	10.018	0.686	77.30
21	8	CL	John HAYMAN	Radical Clubsport	1:32.001	8	9	10.872	0.854	76.58
22	25	CL	Andrew HARWOOD	Radical Clubsport	1:33.036	8	9	11.907	1.035	75.73
23	52	PO	Nigel COX	Radical Prosport	1:34.396	9	9	13.267	1.360	74.64
24	91	IN	David FRANKLAND	Radical SR4	1:35.561	9	9	14.432	1.165	73.73
25	37	SS	Bill HENDERSON	Radical SR3	1:36.890	7	7	15.761	1.329	72.72
26	26	CL	Mark BOOT	Radical Clubsport	1:41.053	5	7	19.924	4.163	69.72
27	11	CL	Ian CHARLES	Radical Clubsport	1:41.165	9	9	20.036	0.112	69.64
28	18	CL	Jon WATSON	Radical Clubsport	1:48.921	7	8	27.792	7.756	64.69
29	4	SS	Roger BROMILEY	Radical SR3		0	1			

Weather / Track : Cloudy / Wet

These results are provisional until the conclusion of any judicial and technical matters.

Donington National  
Circuit Length = 1.9573 miles  
Start: 09:00 End: 09:20

Clerk of Course :	Timekeeper :
-------------------	--------------

# DUNLOP Radical Club Cup

## QUALIFYING - RACE 1 - LAP ANALYSIS

<b>1</b>	<b>Paul STEELE</b>		<b>Radical SR3</b>				
1 -	1:34.825	+ 6.316	9:01:47.369	6 -	1:30.325	+ 1.816	9:09:26.548
2 -	1:30.753	+ 2.244	9:03:18.122	7 -	1:32.047	+ 3.538	9:10:58.595
3 -	1:30.811	+ 2.302	9:04:48.933	8 -	<b>1:28.509</b>		<b>9:12:27.104</b>
4 -	1:29.671	+ 1.162	9:06:18.604	9 -	1:28.874	+ 0.365	9:13:55.978
5 -	1:37.619	+ 9.110	9:07:56.223	10 -	1:29.857	+ 1.348	9:15:25.835
<b>2</b>	<b>Mark GRIFFITHS</b>		<b>Radical SR4</b>				
1 -	1:33.430	+ 7.290	9:01:58.700	6 -	1:46.957	+ 20.817	9:09:50.370
2 -	1:29.915	+ 3.775	9:03:28.615	7 -	1:26.905	+ 0.765	9:11:17.275
3 -	1:33.549	+ 7.409	9:05:02.164	8 -	1:41.084	+ 14.944	9:12:58.359
4 -	1:30.968	+ 4.828	9:06:33.132	9 -	1:27.963	+ 1.823	9:14:26.322
5 -	1:30.281	+ 4.141	9:08:03.413	10 -	<b>1:26.140</b>		<b>9:15:52.462</b>
<b>3</b>	<b>Jonathan WRIGHT</b>		<b>Radical PR6</b>				
1 -	1:27.074	+ 5.945	9:01:43.141	7 -	1:26.496	+ 5.367	9:10:14.648
2 -	1:25.040	+ 3.911	9:03:08.181	8 -	1:22.448	+ 1.319	9:11:37.096
3 -	1:23.552	+ 2.423	9:04:31.733	9 -	1:21.411	+ 0.282	9:12:58.507
4 -	1:27.848	+ 6.719	9:05:59.581	10 -	1:23.764	+ 2.635	9:14:22.271
5 -	1:24.687	+ 3.558	9:07:24.268	11 -	<b>1:21.129</b>		<b>9:15:43.400</b>
6 -	1:23.884	+ 2.755	9:08:48.152				
<b>4</b>	<b>Roger BROMLEY</b>		<b>Radical SR3</b>				
1 -	1:29.002 P	- 03:59:25.774	9:01:49.849				
<b>7</b>	<b>Simon PACKER</b>		<b>Radical SR4</b>				
1 -	1:30.557	+ 3.821	9:01:53.703	6 -	1:34.903	+ 8.167	9:09:31.952
2 -	1:28.455	+ 1.719	9:03:22.158	7 -	1:28.000	+ 1.264	9:10:59.952
3 -	1:27.532	+ 0.796	9:04:49.690	8 -	1:27.551	+ 0.815	9:12:27.503
4 -	1:29.778	+ 3.042	9:06:19.468	9 -	1:32.964	+ 6.228	9:14:00.467
5 -	1:37.581	+ 10.845	9:07:57.049	10 -	<b>1:26.736</b>		<b>9:15:27.203</b>
<b>8</b>	<b>John HAYMAN</b>		<b>Radical Clubsport</b>				
1 -	1:47.516	+ 15.515	9:02:23.865	6 -	1:33.957	+ 1.956	9:10:50.701
2 -	2:04.252	+ 32.251	9:04:28.117	7 -	1:34.438	+ 2.437	9:12:25.139
3 -	1:37.089	+ 5.088	9:06:05.206	8 -	<b>1:32.001</b>		<b>9:13:57.140</b>
4 -	1:35.433	+ 3.432	9:07:40.639	9 -	1:34.420	+ 2.419	9:15:31.560
5 -	1:36.105	+ 4.104	9:09:16.744				
<b>11</b>	<b>Ian CHARLES</b>		<b>Radical Clubsport</b>				
1 -	1:54.865	+ 13.700	9:02:42.521	6 -	1:54.687	+ 13.522	9:11:39.238
2 -	1:47.406	+ 6.241	9:04:29.927	7 -	1:41.609	+ 0.444	9:13:20.847
3 -	1:43.531	+ 2.366	9:06:13.458	8 -	1:42.344	+ 1.179	9:15:03.191
4 -	1:48.085	+ 6.920	9:08:01.543	9 -	<b>1:41.165</b>		<b>9:16:44.356</b>
5 -	1:43.008	+ 1.843	9:09:44.551				
<b>12</b>	<b>Steve BURGESS</b>		<b>Radical SR3</b>				
1 -	1:44.711	+ 18.857	9:02:17.467	6 -	1:31.246	+ 5.392	9:09:42.858
2 -	1:26.382	+ 0.528	9:03:43.849	7 -	1:26.280	+ 0.426	9:11:09.138
3 -	1:32.693	+ 6.839	9:05:16.542	8 -	1:32.760	+ 6.906	9:12:41.898
4 -	1:29.216	+ 3.362	9:06:45.758	9 -	1:27.837	+ 1.983	9:14:09.735
5 -	<b>1:25.854</b>		<b>9:08:11.612</b>	10 -	1:30.452	+ 4.598	9:15:40.187
<b>18</b>	<b>Jon WATSON</b>		<b>Radical Clubsport</b>				
1 -	2:08.433	+ 19.512	9:03:09.376	5 -	1:53.454	+ 4.533	9:10:57.561
2 -	2:03.852	+ 14.931	9:05:13.228	6 -	1:52.317	+ 3.396	9:12:49.878
3 -	1:56.697	+ 7.776	9:07:09.925	7 -	<b>1:48.921</b>		<b>9:14:38.799</b>
4 -	1:54.182	+ 5.261	9:09:04.107	8 -	1:50.459	+ 1.538	9:16:29.258
<b>19</b>	<b>Gary KANE</b>		<b>Radical SR4</b>				
1 -	1:53.984	+ 24.549	9:02:49.900	4 -	<b>1:29.435</b>		<b>9:07:28.840</b>
2 -	1:34.739	+ 5.304	9:04:24.639	5 -	1:31.506	+ 2.071	9:09:00.346
3 -	1:34.766	+ 5.331	9:05:59.405				

Donington National  
Circuit Length = 1.9573 miles  
Start: 09:00 End: 09:20

Weather / Track : Cloudy / Wet

# DUNLOP Radical Club Cup

## QUALIFYING - RACE 1 - LAP ANALYSIS

<b>20</b>	<b>Simon FISH</b>		<b>Radical SR3</b>				
1 -	1:32.920	+ 8.530	9:01:59.491	6 -	1:27.052	+ 2.662	9:09:22.572
2 -	1:28.855	+ 4.465	9:03:28.346	7 -	1:32.033	+ 7.643	9:10:54.605
3 -	1:29.344	+ 4.954	9:04:57.690	8 -	1:26.716	+ 2.326	9:12:21.321
4 -	1:26.440	+ 2.050	9:06:24.130	9 -	1:25.651	+ 1.261	9:13:46.972
5 -	1:31.390	+ 7.000	9:07:55.520	10 -	<b>1:24.390</b>		<b>9:15:11.362</b>
<b>21</b>	<b>Charles LAUGHRAN</b>		<b>Radical SR3</b>				
1 -	1:40.742	+ 11.468	9:02:54.773	6 -	1:36.202	+ 6.928	9:11:04.998
2 -	1:42.376	+ 13.102	9:04:37.149	7 -	1:34.567	+ 5.293	9:12:39.565
3 -	1:38.696	+ 9.422	9:06:15.845	8 -	<b>1:29.274</b>		<b>9:14:08.839</b>
4 -	1:38.846	+ 9.572	9:07:54.691	9 -	1:33.148	+ 3.874	9:15:41.987
5 -	1:34.105	+ 4.831	9:09:28.796				
<b>25</b>	<b>Andrew HARWOOD</b>		<b>Radical Clubsport</b>				
1 -	1:49.061	+ 16.025	9:02:43.242	6 -	1:34.432	+ 1.396	9:10:48.557
2 -	1:41.182	+ 8.146	9:04:24.424	7 -	1:34.878	+ 1.842	9:12:23.435
3 -	1:37.539	+ 4.503	9:06:01.963	8 -	<b>1:33.036</b>		<b>9:13:56.471</b>
4 -	1:35.482	+ 2.446	9:07:37.445	9 -	1:34.008	+ 0.972	9:15:30.479
5 -	1:36.680	+ 3.644	9:09:14.125				
<b>26</b>	<b>Mark BOOT</b>		<b>Radical Clubsport</b>				
1 -	1:46.859	+ 5.806	9:05:15.596	5 -	<b>1:41.053</b>		<b>9:12:09.455</b>
2 -	1:48.719	+ 7.666	9:07:04.315	6 -	1:41.090	+ 0.037	9:13:50.545
3 -	1:42.880	+ 1.827	9:08:47.195	7 -	1:42.559	+ 1.506	9:15:33.104
4 -	1:41.207	+ 0.154	9:10:28.402				
<b>37</b>	<b>Bill HENDERSON</b>		<b>Radical SR3</b>				
1 -	1:52.360 P	+ 15.470	9:02:43.583	5 -	1:37.523	+ 0.633	9:12:14.638
2 -	4:31.930	+ 2:55.040	9:07:15.513	6 -	1:37.696	+ 0.806	9:13:52.334
3 -	1:44.075	+ 7.185	9:08:59.588	7 -	<b>1:36.890</b>		<b>9:15:29.224</b>
4 -	1:37.527	+ 0.637	9:10:37.115				
<b>39</b>	<b>Tom ASHTON</b>		<b>Radical SR3</b>				
1 -	1:34.256	+ 8.231	9:02:03.681	6 -	1:26.249	+ 0.224	9:09:46.845
2 -	1:31.780	+ 5.755	9:03:35.461	7 -	1:26.732	+ 0.707	9:11:13.577
3 -	1:43.627	+ 17.602	9:05:19.088	8 -	1:31.941	+ 5.916	9:12:45.518
4 -	1:34.174	+ 8.149	9:06:53.262	9 -	<b>1:26.025</b>		<b>9:14:11.543</b>
5 -	1:27.334	+ 1.309	9:08:20.596	10 -	1:34.671	+ 8.646	9:15:46.214
<b>42</b>	<b>Alan HOGG</b>		<b>Radical SR4</b>				
1 -	1:37.848	+ 10.910	9:10:42.155	3 -	1:29.788	+ 2.850	9:13:47.490
2 -	1:35.547	+ 8.609	9:12:17.702	4 -	<b>1:26.938</b>		<b>9:15:14.428</b>
<b>43</b>	<b>Barry MARKS</b>		<b>Radical SR3</b>				
1 -	1:44.491	+ 14.898	9:02:29.179	6 -	1:44.268	+ 14.675	9:11:01.749
2 -	2:01.947	+ 32.354	9:04:31.126	7 -	1:32.067	+ 2.474	9:12:33.816
3 -	1:36.638	+ 7.045	9:06:07.764	8 -	1:32.191	+ 2.598	9:14:06.007
4 -	1:33.978	+ 4.385	9:07:41.742	9 -	<b>1:29.593</b>		<b>9:15:35.600</b>
5 -	1:35.739	+ 6.146	9:09:17.481				
<b>44</b>	<b>James COOK</b>		<b>Radical SR3</b>				
1 -	1:49.750	+ 21.885	9:02:28.917	6 -	1:32.161	+ 4.296	9:11:06.893
2 -	1:40.833	+ 12.968	9:04:09.750	7 -	1:38.337	+ 10.472	9:12:45.230
3 -	2:03.194	+ 35.329	9:06:12.944	8 -	1:36.663	+ 8.798	9:14:21.893
4 -	1:46.472	+ 18.607	9:07:59.416	9 -	<b>1:27.865</b>		<b>9:15:49.758</b>
5 -	1:35.316	+ 7.451	9:09:34.732				
<b>52</b>	<b>Nigel COX</b>		<b>Radical Prosport</b>				
1 -	2:10.556	+ 36.160	9:02:41.537	6 -	1:39.066	+ 4.670	9:10:56.339
2 -	1:43.053	+ 8.657	9:04:24.590	7 -	1:35.081	+ 0.685	9:12:31.420
3 -	1:39.598	+ 5.202	9:06:04.188	8 -	1:35.725	+ 1.329	9:14:07.145
4 -	1:36.006	+ 1.610	9:07:40.194	9 -	<b>1:34.396</b>		<b>9:15:41.541</b>

Donington National  
Circuit Length = 1.9573 miles  
Start: 09:00 End: 09:20

Weather / Track : Cloudy / Wet

# DUNLOP Radical Club Cup

## QUALIFYING - RACE 1 - LAP ANALYSIS

5 -	1:37.079	+ 2.683	9:09:17.273				
<b>55</b>	<b>Robert BALDOCK</b>		<b>Radical SR3</b>				
1 -	1:32.458	+ 3.671	9:01:56.569	6 -	1:33.992	+ 5.205	9:09:34.114
2 -	1:29.883	+ 1.096	9:03:26.452	7 -	1:29.671	+ 0.884	9:11:03.785
3 -	1:32.214	+ 3.427	9:04:58.666	8 -	<b>1:28.787</b>		<b>9:12:32.572</b>
4 -	1:30.380	+ 1.593	9:06:29.046	9 -	1:29.063	+ 0.276	9:14:01.635
5 -	1:31.076	+ 2.289	9:08:00.122	10 -	1:30.237	+ 1.450	9:15:31.872
<b>59</b>	<b>Stephen LINDSAY</b>		<b>Radical SR4</b>				
1 -	1:34.160	+ 4.832	9:02:01.869	6 -	1:34.141	+ 4.813	9:09:39.445
2 -	1:30.818	+ 1.490	9:03:32.687	7 -	<b>1:29.328</b>		<b>9:11:08.773</b>
3 -	1:32.275	+ 2.947	9:05:04.962	8 -	1:31.017	+ 1.689	9:12:39.790
4 -	1:29.736	+ 0.408	9:06:34.698	9 -	1:29.441	+ 0.113	9:14:09.231
5 -	1:30.606	+ 1.278	9:08:05.304	10 -	1:34.945	+ 5.617	9:15:44.176
<b>61</b>	<b>TBA</b>						
1 -	1:47.361	+ 20.625	9:02:27.672	6 -	1:31.617	+ 4.881	9:10:23.083
2 -	1:40.069	+ 13.333	9:04:07.741	7 -	1:29.259	+ 2.523	9:11:52.342
3 -	1:33.270	+ 6.534	9:05:41.011	8 -	1:28.825	+ 2.089	9:13:21.167
4 -	1:34.899	+ 8.163	9:07:15.910	9 -	<b>1:26.736</b>		<b>9:14:47.903</b>
5 -	1:35.556	+ 8.820	9:08:51.466	10 -	1:39.701	+ 12.965	9:16:27.604
<b>64</b>	<b>Nigel MORRISON</b>		<b>Radical PR6</b>				
1 -	1:27.764	+ 3.058	9:01:42.390	6 -	1:26.958	+ 2.252	9:09:18.625
2 -	1:26.150	+ 1.444	9:03:08.540	7 -	1:35.296	+ 10.590	9:10:53.921
3 -	1:40.272	+ 15.566	9:04:48.812	8 -	1:28.405	+ 3.699	9:12:22.326
4 -	1:30.431	+ 5.725	9:06:19.243	9 -	1:26.903	+ 2.197	9:13:49.229
5 -	1:32.424	+ 7.718	9:07:51.667	10 -	<b>1:24.706</b>		<b>9:15:13.935</b>
<b>70</b>	<b>Darren ANLEY</b>		<b>Radical Prosport</b>				
1 -	3:10.283	+ 1:39.136	9:07:10.663	4 -	4:35.804	+ 3:04.657	9:14:54.533
2 -	1:34.312	+ 3.165	9:08:44.975	5 -	<b>1:31.147</b>		<b>9:16:25.680</b>
3 -	1:33.754	+ 2.607	9:10:18.729				
<b>73</b>	<b>Chris GRIEVE</b>		<b>Radical SR3</b>				
1 -	1:39.182	+ 17.345	9:02:20.561	6 -	1:26.694	+ 4.857	9:09:28.304
2 -	1:26.280	+ 4.443	9:03:46.841	7 -	1:29.256 P	+ 7.419	9:10:57.560
3 -	1:25.667	+ 3.830	9:05:12.508	8 -	2:01.733	+ 39.896	9:12:59.293
4 -	1:23.741	+ 1.904	9:06:36.249	9 -	1:23.227	+ 1.390	9:14:22.520
5 -	1:25.361	+ 3.524	9:08:01.610	10 -	<b>1:21.837</b>		<b>9:15:44.357</b>
<b>91</b>	<b>David FRANKLAND</b>		<b>Radical SR4</b>				
1 -	1:47.714	+ 12.153	9:02:25.281	6 -	1:43.427	+ 7.866	9:10:59.904
2 -	1:44.080	+ 8.519	9:04:09.361	7 -	1:47.192	+ 11.631	9:12:47.096
3 -	1:44.391	+ 8.830	9:05:53.752	8 -	1:41.128	+ 5.567	9:14:28.224
4 -	1:42.446	+ 6.885	9:07:36.198	9 -	<b>1:35.561</b>		<b>9:16:03.785</b>
5 -	1:40.279	+ 4.718	9:09:16.477				
<b>95</b>	<b>Richard STABLES</b>		<b>Radical PR6</b>				
1 -	1:46.626	+ 16.165	9:02:29.833	6 -	1:37.634	+ 7.173	9:10:39.222
2 -	1:42.113	+ 11.652	9:04:11.946	7 -	1:31.812	+ 1.351	9:12:11.034
3 -	1:41.840	+ 11.379	9:05:53.786	8 -	<b>1:30.461</b>		<b>9:13:41.495</b>
4 -	1:34.216	+ 3.755	9:07:28.002	9 -	1:31.135	+ 0.674	9:15:12.630
5 -	1:33.586	+ 3.125	9:09:01.588				
<b>99</b>	<b>Ross EDWARDS</b>		<b>Radical PR6</b>				
1 -	1:27.260 P	+ 3.030	9:03:04.472	5 -	1:31.487	+ 7.257	9:10:52.506
2 -	3:17.656	+ 1:53.426	9:06:22.128	6 -	1:26.944	+ 2.714	9:12:19.450
3 -	1:32.929	+ 8.699	9:07:55.057	7 -	1:25.491	+ 1.261	9:13:44.941
4 -	1:25.962	+ 1.732	9:09:21.019	8 -	<b>1:24.230</b>		<b>9:15:09.171</b>

Weather / Track : Cloudy / Wet

# DUNLOP Radical Club Cup

## RACE 1 - GRID

ROW 16	69	Simon DOLAN	
ROW 15	4	Roger BROMILEY	14
ROW 14		1:41.165	1:48.921
	11	Ian CHARLES	18
ROW 13		1:36.890	1:41.053
	37	Bill HENDERSON	26
ROW 12		1:34.396	1:35.561
	52	Nigel COX	91
ROW 11		1:32.001	1:33.036
	8	John HAYMAN	25
ROW 10		1:30.461	1:31.147
	95	Richard STABLES	70
ROW 9		1:29.435	1:29.593
	19	Gary KANE	43
ROW 8		1:29.274	1:29.328
	21	Charles LAUGHRAN	59
ROW 7		1:28.509	1:28.787
	1	Paul STEELE	55
ROW 6		1:26.938	1:27.865
	42	Alan HOGG	44
ROW 5		1:26.736	1:26.736
	61	TBA	7
ROW 4		1:26.025	1:26.140
	39	Tom ASHTON	2
ROW 3		1:24.706	1:25.854
	64	Nigel MORRISON	12
ROW 2		1:24.230	1:24.390
	99	Ross EDWARDS	20
ROW 1		1:21.837	1:21.129
	73	Chris GRIEVE	3
<b>Pole</b>			

Donington National  
Circuit Length = 1.9573 miles

**These results are provisional until the conclusion of any judicial and technical matters.**

Clerk of Course :

Timekeeper :

# DUNLOP Radical Club Cup

## RACE 1 - CLASSIFICATION

POS	NO	CL	NAME	ENTRY	LAPS	TIME	GAP	DIFF	MPH	BEST	ON
1	99	PO	Ross EDWARDS	Radical PR6	18	21:10.639			99.81	1:09.419	6
2	20	SS	Simon FISH	Radical SR3	18	21:13.075	2.436	2.436	99.62	1:09.554	18
3	3	IN	Jonathan WRIGHT	Radical PR6	18	21:18.489	7.850	5.414	99.20	1:08.882	16
4	1	SS	Paul STEELE	Radical SR3	18	21:53.708	43.069	35.219	96.54	1:10.164	11
5	73	SS	Chris GRIEVE	Radical SR3	18	22:01.766	51.127	8.058	95.95	1:11.282	7
6	64	SS	Nigel MORRISON	Radical PR6	18	22:11.167	1:00.528	9.401	95.27	1:10.829	15
7	95	PO	Richard STABLES	Radical PR6	18	22:12.078	1:01.439	0.911	95.21	1:11.178	15
8	69	SS	Simon DOLAN	Radical SR3	18	22:12.630	1:01.991	0.552	95.17	1:10.072	15
9	12	SS	Steve BURGESS	Radical SR3	18	22:23.788	1:13.149	11.158	94.38	1:11.816	16
10	70	PO	Darren ANLEY	Radical Prosport	17	21:11.495	1 lap	1 lap	94.20	1:12.447	17
11	21	SS	Charles LOUGHRAN	Radical SR3	17	21:37.191	1 lap	25.696	92.34	1:13.341	16
12	59	BI	Stephen LINDSAY	Radical SR4	17	21:38.305	1 lap	1.114	92.26	1:13.322	17
13	19	BI	Gary KANE	Radical SR4	17	21:38.871	1 lap	0.566	92.22	1:12.834	17
14	37	SS	Bill HENDERSON	Radical SR3	17	21:44.581	1 lap	5.710	91.81	1:12.489	15
15	2	BI	Mark GRIFFITHS	Radical SR4	17	21:46.775	1 lap	2.194	91.66	1:15.244	2
16	25	CL	Andrew HARWOOD	Radical Clubsport	17	22:00.229	1 lap	13.454	90.72	1:15.572	14
17	26	CL	Mark BOOT	Radical Clubsport	17	22:00.542	1 lap	0.313	90.70	1:15.063	16
18	8	CL	John HAYMAN	Radical Clubsport	17	22:00.924	1 lap	0.382	90.68	1:15.171	17
19	52	PO	Nigel COX	Radical Prosport	17	22:08.483	1 lap	7.559	90.16	1:14.312	16
20	91	IN	David FRANKLAND	Radical SR4	17	22:09.113	1 lap	0.630	90.12	1:15.828	10
21	7	BI	Simon PACKER	Radical SR4	16	21:41.017	2 laps	1 lap	86.65	1:12.986	16
22	61	SS	Manhal ALLOS		16	22:05.425	2 laps	24.408	85.05	1:13.191	6
23	11	CL	Ian CHARLES	Radical Clubsport	16	22:14.008	2 laps	8.583	84.51	1:19.912	7
24	43	PO	Barry MARKS	Radical SR3	15	21:22.426	3 laps	1 lap	82.41	1:15.580	13

### NOT CLASSIFIED

DNF	42	BI	Alan HOGG	Radical SR4	10	12:21.683	8 laps	5 laps	95.00	1:12.499	6
DNF	18	CL	Jon WATSON	Radical Clubsport	11	15:26.945	7 laps	0.000	83.61	1:20.035	8
DNF	44	SS	James COOK	Radical SR3	15	19:21.537	3 laps	0.000	90.99	1:13.541	9
DNF	55	SS	Robert BALDOCK	Radical SR3	13	17:20.105	5 laps	2 laps	88.06	1:12.913	10
DNF	39	SS	Tom ASHTON	Radical SR3	6	15:27.526	12 laps	7 laps	45.58	1:10.677	2
DNF	4	SS	Roger BROMILEY	Radical SR3	5	6:21.322	13 laps	1 lap	92.39	1:10.980	3

### FASTEST LAP

3	IN	Jonathan WRIGHT	Radical PR6	16	1:08.882	102.29 mph	164.62 kph
99	PO	Ross EDWARDS	Radical PR6	6	1:09.419	101.50 mph	163.35 kph
20	SS	Simon FISH	Radical SR3	18	1:09.554	101.30 mph	163.03 kph
42	BI	Alan HOGG	Radical SR4	6	1:12.499	97.18 mph	156.41 kph
26	CL	Mark BOOT	Radical Clubsport	16	1:15.063	93.86 mph	151.06 kph

Weather / Track : Cloudy / Dry

These results are provisional until the conclusion of any judicial and technical matters.

Donington National  
Circuit Length = 1.9573 miles  
Start: 15:25 End: 15:48

Clerk of Course :

Timekeeper :

# DUNLOP Radical Club Cup

## RACE 1 - LAP CHART

Lap 1			Lap 2			Lap 3			Lap 4			Lap 5		
No	Behind	Laptime	No	Behind	Laptime	No	Behind	Laptime	No	Behind	Laptime	No	Behind	Laptime
99		1:14.532	99		1:10.510	3		1:10.964	99		1:09.824	99		1:09.840
3	0.903	1:15.435	3	0.265	1:09.872	99	0.097	1:11.326	3	0.722	1:10.643	3	0.478	1:09.596
73	0.976	1:15.508	39	2.338	1:10.677	20	2.693	1:10.337	20	2.843	1:10.071	20	2.831	1:09.828
39	2.171	1:16.703	20	3.585	1:11.142	39	6.783	1:15.674 P	4	13.816	1:11.503	42	18.572	1:13.453
20	2.953	1:17.485	12	8.195	1:13.697	73	9.747	1:12.280	12	14.357	1:13.237	12	19.638	1:15.121
12	5.008	1:19.540	73	8.696	1:18.230	12	11.041	1:14.075	42	14.959	1:13.262	1	20.247	1:10.608
42	5.896	1:20.428	42	9.551	1:14.165	42	11.618	1:13.296	1	19.479	1:11.849	4	25.290	1:21.314 P
2	7.121	1:21.653	2	11.855	1:15.244	4	12.234	1:10.980	61	21.139	1:14.491	61	25.377	1:14.078
19	7.382	1:21.914	4	12.483	1:13.805	61	16.569	1:14.417	2	24.196	1:16.717	73	27.695	1:12.725
61	8.117	1:22.649	61	13.381	1:15.774	2	17.400	1:16.774	73	24.810	1:24.984	2	29.725	1:15.369
7	8.288	1:22.820	19	13.506	1:16.634	1	17.551	1:14.830	70	26.625	1:16.440	70	30.715	1:13.930
1	8.615	1:23.147	1	13.950	1:15.845	19	18.375	1:16.098	44	28.321	1:17.103	44	32.319	1:13.838
4	9.188	1:23.720	59	15.917	1:16.183	55	19.624	1:14.774	19	28.634	1:20.180	59	34.238	1:15.392
55	9.852	1:24.384	55	16.079	1:16.737	70	20.106	1:15.097	59	28.686	1:17.064	95	34.646	1:15.618
59	10.244	1:24.776	70	16.238	1:16.215	44	21.139	1:15.038	95	28.868	1:15.953	19	35.699	1:16.905
70	10.533	1:25.065	44	17.330	1:16.696	59	21.543	1:16.855	25	33.893	1:17.463	64	37.551	1:12.565
44	11.144	1:25.676	25	20.738	1:16.741	95	22.836	1:13.222	64	34.826	1:12.948	25	40.740	1:16.687
21	13.198	1:27.730	95	20.843	1:15.406	25	26.351	1:16.842	55	36.101	1:26.398	21	43.299	1:16.564
25	14.507	1:29.039	21	22.430	1:19.742	21	28.210	1:17.009	21	36.575	1:18.286	69	43.763	1:13.413
8	15.267	1:29.799	7	24.117	1:26.339	64	31.799	1:17.558	69	40.190	1:15.488	55	44.404	1:18.143
26	15.488	1:30.020	8	24.306	1:19.549	26	32.553	1:19.053	26	40.647	1:18.015	26	48.376	1:17.569
95	15.947	1:30.479	26	24.729	1:19.751	8	33.574	1:20.497	8	41.121	1:17.468	52	49.036	1:16.745
91	16.760	1:31.292	91	25.403	1:19.153	69	34.623	1:19.161	37	41.508	1:15.409	8	49.535	1:18.254
43	16.999	1:31.531	64	25.470	1:18.629	52	35.006	1:20.499	52	42.131	1:17.046	37	49.749	1:18.081
64	17.351	1:31.883	52	25.736	1:18.377	91	35.875	1:21.701	91	42.993	1:17.039	91	50.731	1:17.578
52	17.869	1:32.401	69	26.691	1:18.990	37	36.020	1:20.317	43	44.299	1:16.611	7	1 LAP	2:29.858
69	18.211	1:32.743	37	26.932	1:19.003	43	37.609	1:21.122	11	55.785	1:20.649	43	51.377	1:16.918
37	18.439	1:32.971	43	27.716	1:21.227	7	40.784	1:27.896 P	18	1:02.178	1:22.095	11	1:06.666	1:20.721
11	21.333	1:35.865	11	34.074	1:23.251	11	45.057	1:22.212						
18	22.835	1:37.367	18	37.822	1:25.497	18	50.004	1:23.411						

Weather / Track : Cloudy / Dry

www.tsl-timing.com

Page 1 of 4

Donington National  
Circuit Length = 1.9573 miles  
Start: 15:25 End: 15:48

Printed - 15.49 Saturday, 02 August 2008



# DUNLOP Radical Club Cup

## RACE 1 - LAP CHART

Lap 6			Lap 7			Lap 8			Lap 9			Lap 10		
No	Behind	Laptime	No	Behind	Laptime	No	Behind	Laptime	No	Behind	Laptime	No	Behind	Laptime
99		1:09.419	99		1:09.448	99		1:09.430	3		1:10.856	3		1:09.734
3	0.891	1:09.832	3	0.358	1:08.915	3	0.340	1:09.412	99	0.312	1:11.508	99	0.439	1:09.861
20	3.949	1:10.537	20	4.483	1:09.982	20	5.043	1:09.990	7	2 LAPS	1:17.835	7	2 LAPS	1:13.539
18	1 LAP	1:21.991	11	1 LAP	1:22.531	11	1 LAP	1:19.912	26	1 LAP	1:17.651	20	5.184	1:10.980
42	21.652	1:12.499	18	1 LAP	1:22.719	1	28.026	1:12.262	8	1 LAP	1:17.461	26	1 LAP	1:15.680
1	22.132	1:11.304	1	25.194	1:12.510	42	28.782	1:12.891	91	1 LAP	1:17.498	8	1 LAP	1:15.879
12	26.870	1:16.651	42	25.321	1:13.117	18	1 LAP	1:21.843	20	3.938	1:10.091	91	1 LAP	1:16.831
61	29.149	1:13.191	73	32.284	1:11.282	73	34.409	1:11.555	52	1 LAP	1:31.771	52	1 LAP	1:16.238
73	30.450	1:12.174	61	35.004	1:15.303	12	44.625	1:13.715	1	30.080	1:13.250	1	30.639	1:10.293
2	36.444	1:16.138	12	40.340	1:22.918	70	47.644	1:14.294	42	30.800	1:13.214	42	36.424	1:15.358 P
70	36.563	1:15.267	70	42.780	1:15.665	44	48.200	1:14.286	43	2 LAPS	2:54.339	73	39.282	1:13.900
44	37.317	1:14.417	2	43.220	1:16.224	95	48.466	1:14.473	73	35.116	1:11.903	43	2 LAPS	1:18.431
95	39.147	1:13.920	44	43.344	1:15.475	64	49.388	1:14.227	11	1 LAP	1:28.782	18	1 LAP	1:22.016
59	39.765	1:14.946	95	43.423	1:13.724	2	50.927	1:17.137	18	1 LAP	1:20.035	12	51.853	1:14.393
64	40.242	1:12.110	64	44.591	1:13.797	59	51.333	1:15.467	12	47.194	1:13.765	11	1 LAP	1:23.822
19	41.502	1:15.222	59	45.296	1:14.979	19	52.717	1:14.564	70	49.831	1:13.383	64	53.396	1:12.334
25	47.282	1:15.961	19	47.583	1:15.529	69	55.962	1:11.987	44	50.545	1:13.541	39	6 LAPS	8:55.719
69	48.820	1:14.476	69	53.405	1:14.033	61	56.578	1:31.004	64	50.796	1:12.604	70	53.673	1:13.576
21	49.726	1:15.846	25	54.085	1:16.251	55	1:00.492	1:14.908	95	51.426	1:14.156	95	53.860	1:12.168
55	50.106	1:15.121	55	55.014	1:14.356	25	1:02.617	1:17.962	2	56.854	1:17.123	44	55.344	1:14.533
52	55.828	1:16.211	21	55.455	1:15.177	21	1:02.724	1:16.699	69	56.879	1:12.113	69	58.185	1:11.040
37	56.335	1:16.005	37	59.739	1:12.852	37	1:03.159	1:12.850	19	57.184	1:15.663	2	1:02.922	1:15.802
26	56.912	1:17.955	52	1:03.147	1:16.767				59	57.538	1:17.401	19	1:03.240	1:15.790
7	1 LAP	1:16.105	7	1 LAP	1:15.420				61	1:01.248	1:15.866	61	1:04.811	1:13.297
8	58.299	1:18.183	26	1:04.545	1:17.081				55	1:03.149	1:13.853	59	1:05.734	1:17.930
91	58.660	1:17.348	8	1:04.999	1:16.148				21	1:05.342	1:13.814	55	1:06.328	1:12.913
43	1:07.313	1:25.355 P	91	1:05.865	1:16.653				37	1:05.724	1:13.761	21	1:09.159	1:13.551
									25	1:08.850	1:17.429			

**DUNLOP Radical Club Cup**  
**RACE 1 - LAP CHART**

Lap 11			Lap 12			Lap 13			Lap 14			Lap 15		
No	Behind	Laptime	No	Behind	Laptime	No	Behind	Laptime	No	Behind	Laptime	No	Behind	Laptime
3		1:09.527	3		1:10.654	99		1:11.321	99		1:10.432	99		1:09.457
37	1 LAP	1:15.001	55	1 LAP	1:14.283	59	1 LAP	1:16.214	20	2.495	1:10.149	20	2.937	1:09.899
99	2.019	1:11.107	59	1 LAP	1:15.602	20	2.778	1:12.226	59	1 LAP	1:15.350	3	11.177	1:10.231
20	5.554	1:09.897	21	1 LAP	1:14.549	2	1 LAP	1:20.770	2	1 LAP	1:16.718	59	1 LAP	1:15.675
25	1 LAP	1:17.233	99	3.719	1:12.354	11	2 LAPS	1:23.751	3	10.403	1:11.662	21	1 LAP	1:13.714
7	2 LAPS	1:13.950	20	5.592	1:10.692	55	1 LAP	1:19.827	21	1 LAP	1:16.028	2	1 LAP	1:16.889
26	1 LAP	1:15.943	44	1 LAP	1:32.119	19	1 LAP	1:21.712	19	1 LAP	1:18.342	37	1 LAP	1:13.515
8	1 LAP	1:16.247	37	1 LAP	1:16.639	21	1 LAP	1:16.866	37	1 LAP	1:16.956	19	1 LAP	1:14.495
91	1 LAP	1:15.828	7	2 LAPS	1:13.874	18	2 LAPS	1:26.949	7	2 LAPS	1:14.532	7	2 LAPS	1:13.525
52	1 LAP	1:16.891	25	1 LAP	1:18.177	39	7 LAPS	1:28.299 P	11	2 LAPS	1:22.573	44	1 LAP	1:16.072
1	31.276	1:10.164	26	1 LAP	1:16.234	37	1 LAP	1:14.988	44	1 LAP	1:16.999	11	2 LAPS	1:20.863
73	41.987	1:12.232	8	1 LAP	1:15.956	3	9.173	1:24.213	25	1 LAP	1:17.512	25	1 LAP	1:15.572
43	2 LAPS	1:16.564	91	1 LAP	1:15.920	7	2 LAPS	1:14.297	26	1 LAP	1:16.325	1	32.547	1:12.907
64	55.943	1:12.074	1	31.825	1:11.203	44	1 LAP	1:21.237	8	1 LAP	1:16.585	26	1 LAP	1:16.959
12	56.790	1:14.464	52	1 LAP	1:16.101	25	1 LAP	1:18.081	1	29.097	1:12.088	8	1 LAP	1:16.836
95	56.968	1:12.635	73	43.211	1:11.878	26	1 LAP	1:15.791	91	1 LAP	1:18.379	91	1 LAP	1:16.378
70	57.939	1:13.793	43	2 LAPS	1:16.841	8	1 LAP	1:15.791	61	2 LAPS	3:03.358	61	2 LAPS	1:14.087
69	1:03.469	1:14.811	64	56.484	1:11.195	91	1 LAP	1:16.273	52	1 LAP	1:15.230	52	1 LAP	1:14.648
39	6 LAPS	1:20.454	95	57.666	1:11.352	1	27.441	1:10.656	73	42.441	1:12.599	73	44.753	1:11.769
18	1 LAP	1:23.022	12	59.515	1:13.379	52	1 LAP	1:15.438	55	1 LAP	1:54.408 P	64	56.033	1:10.829
11	1 LAP	1:23.061	70	1:00.317	1:13.032	73	40.274	1:12.103	64	54.661	1:11.227	95	57.482	1:11.178
2	1:08.948	1:15.553	69	1:02.980	1:10.165	64	53.866	1:12.422	95	55.761	1:11.549	69	1:01.469	1:10.072
61	1:09.062	1:13.778				95	54.644	1:12.018	69	1:00.854	1:13.046	12	1:05.174	1:12.875
19	1:09.234	1:15.521				43	2 LAPS	1:17.308	12	1:01.756	1:15.269	70	1:06.107	1:13.251
						12	56.919	1:12.444	70	1:02.313	1:14.105	43	2 LAPS	1:15.580
						69	58.240	1:10.300	43	2 LAPS	1:18.015			
						70	58.640	1:13.363						

**DUNLOP Radical Club Cup**  
**RACE 1 - LAP CHART**

Lap 16			Lap 17			Lap 18		
No	Behind	Laptime	No	Behind	Laptime	No	Behind	Laptime
99		1:09.950	99		1:09.959	99		1:10.361
20	2.821	1:09.834	20	3.243	1:10.381	70	1 LAP	1:12.447
3	10.109	1:08.882	43	3 LAPS	1:16.747	20	2.436	1:09.554
21	1 LAP	1:14.160	3	9.295	1:09.145	3	7.850	1:08.916
59	1 LAP	1:16.170	21	1 LAP	1:13.341	43	3 LAPS	1:15.837
37	1 LAP	1:12.489	37	1 LAP	1:13.750	21	1 LAP	1:14.115
19	1 LAP	1:14.142	59	1 LAP	1:14.979	59	1 LAP	1:13.322
2	1 LAP	1:15.672	19	1 LAP	1:13.326	19	1 LAP	1:12.834
7	2 LAPS	1:14.089	7	2 LAPS	1:13.952	7	2 LAPS	1:12.986
44	1 LAP	1:14.507	2	1 LAP	1:17.038	37	1 LAP	1:19.994
1	34.360	1:11.763	1	42.253	1:17.852	2	1 LAP	1:15.954
25	1 LAP	1:16.085	25	1 LAP	1:16.670	1	43.069	1:11.177
11	2 LAPS	1:20.381	26	1 LAP	1:15.063	25	1 LAP	1:16.524
26	1 LAP	1:15.258	8	1 LAP	1:15.744	26	1 LAP	1:16.194
8	1 LAP	1:15.356	11	2 LAPS	1:20.309	8	1 LAP	1:15.171
91	1 LAP	1:15.889	61	2 LAPS	1:15.215	73	51.127	1:11.364
61	2 LAPS	1:13.630	73	50.124	1:12.941	61	2 LAPS	1:15.287
73	47.142	1:12.339	91	1 LAP	1:16.853	52	1 LAP	1:14.697
52	1 LAP	1:15.111	52	1 LAP	1:14.312	91	1 LAP	1:18.500
64	57.786	1:11.703	64	58.799	1:10.972	64	1:00.528	1:12.090
95	58.926	1:11.394	95	1:00.354	1:11.387	95	1:01.439	1:11.446
69	1:01.812	1:10.293	69	1:02.113	1:10.260	69	1:01.991	1:10.239
12	1:07.040	1:11.816	12	1:09.816	1:12.735	11	2 LAPS	1:25.325
70	1:08.729	1:12.572				12	1:13.149	1:13.694

# DUNLOP Radical Club Cup

## RACE 5 - GRID

ROW 15	4	Roger BROMILEY					
ROW 14		1:41.609	11	Ian CHARLES	18	Jon WATSON	
ROW 13	91	David FRANKLAND	1:40.279	26	Mark BOOT	1:41.090	
ROW 12		1:35.081	52	Nigel COX	37	Bill HENDERSON	1:37.523
ROW 11	8	John HAYMAN	1:33.957	25	Andrew HARWOOD	1:34.008	
ROW 10		1:33.148	21	Charles LOUGHRAN	70	Darren ANLEY	1:33.754
ROW 9	43	Barry MARKS	1:32.067	44	James COOK	1:32.161	
ROW 8		1:31.135	95	Richard STABLES	19	Gary KANE	1:31.506
ROW 7	59	Stephen LINDSAY	1:29.441	42	Alan HOGG	1:29.788	
ROW 6		1:28.874	1	Paul STEELE	55	Robert BALDOCK	1:29.063
ROW 5	7	Simon PACKER	1:27.532	61	Manhal ALLOS	1:28.825	
ROW 4		1:26.280	12	Steve BURGESS	2	Mark GRIFFITHS	1:26.905
ROW 3	64	Nigel MORRISON	1:26.150	39	Tom ASHTON	1:26.249	
ROW 2		1:25.491	99	Ross EDWARDS	20	Simon FISH	1:25.651
ROW 1	73	Chris GRIEVE	1:23.227	3	Jonathan WRIGHT	1:21.411	
<b>Pole</b>							
							

Donington National  
Circuit Length = 1.9573 miles

**These results are provisional until the conclusion of any judicial and technical matters.**

Clerk of Course :

Timekeeper :

# DUNLOP Radical Club Cup

## RACE 5 - CLASSIFICATION

POS	NO	CL	NAME	ENTRY	LAPS	TIME	GAP	DIFF	MPH	BEST	ON
1	3	IN	Jonathan WRIGHT	Radical PR6	15	19:08.795			92.00	1:08.760	13
2	99	PO	Ross EDWARDS	Radical PR6	15	19:09.227	0.432	0.432	91.96	1:08.954	5
3	64	SS	Nigel MORRISON	Radical PR6	15	19:21.150	12.355	11.923	91.02	1:09.940	13
4	73	SS	Chris GRIEVE	Radical SR3	15	19:21.373	12.578	0.223	91.00	1:10.031	5
5	1	SS	Paul STEELE	Radical SR3	15	19:33.452	24.657	12.079	90.06	1:10.681	12
6	42	BI	Alan HOGG	Radical SR4	15	19:34.361	25.566	0.909	89.99	1:12.035	12
7	20	SS	Simon FISH	Radical SR3	15	19:35.886	27.091	1.525	89.88	1:09.849	13
8	12	SS	Steve BURGESS	Radical SR3	15	19:36.072	27.277	0.186	89.86	1:11.624	12
9	7	BI	Simon PACKER	Radical SR4	15	19:39.526	30.731	3.454	89.60	1:12.993	11
10	95	PO	Richard STABLES	Radical PR6	15	19:40.825	32.030	1.299	89.50	1:11.496	10
11	70	PO	Darren ANLEY	Radical Prosport	15	19:41.633	32.838	0.808	89.44	1:13.185	9
12	19	BI	Gary KANE	Radical SR4	15	19:46.255	37.460	4.622	89.09	1:13.311	13
13	55	SS	Robert BALDOCK	Radical SR3	15	19:46.857	38.062	0.602	89.05	1:12.458	14
14	59	BI	Stephen LINDSAY	Radical SR4	15	19:47.190	38.395	0.333	89.02	1:12.674	15
15	37	SS	Bill HENDERSON	Radical SR3	15	19:51.639	42.844	4.449	88.69	1:11.705	15
16	61	SS	Manhal ALLOS	Radical SR3	15	20:07.267	58.472	15.628	87.54	1:12.158	10
17	25	CL	Andrew HARWOOD	Radical Clubsport	15	20:08.816	1:00.021	1.549	87.43	1:14.993	15
18	2	BI	Mark GRIFFITHS	Radical SR4	15	20:09.460	1:00.665	0.644	87.38	1:15.558	12
19	8	CL	John HAYMAN	Radical Clubsport	15	20:10.115	1:01.320	0.655	87.34	1:14.906	12
20	26	CL	Mark BOOT	Radical Clubsport	15	20:10.215	1:01.420	0.100	87.33	1:15.378	12
21	21	SS	Charles LOUGHRAN	Radical SR3	15	20:10.571	1:01.776	0.356	87.30	1:14.387	3
22	91	IN	David FRANKLAND	Radical SR4	15	20:15.081	1:06.286	4.510	86.98	1:14.877	12
23	43	PO	Barry MARKS	Radical SR3	14	19:10.581	1 lap	1 lap	85.73	1:16.684	6
24	11	CL	Ian CHARLES	Radical Clubsport	14	19:17.898	1 lap	7.317	85.19	1:18.200	12
25	18	CL	Jon WATSON	Radical Clubsport	13	19:21.188	2 laps	1 lap	78.88	1:20.931	11

### NOT CLASSIFIED

DNF	52	PO	Nigel COX	Radical Prosport	12	16:17.413	3 laps	1 lap	86.50	1:14.489	10
DNF	69	SS	Simon DOLAN	Radical SR3	14	18:11.022	1 lap	0.000	90.41	1:09.239	12
DNF	39	SS	Tom ASHTON	Radical SR3	3	3:56.829	12 laps	11 laps	89.25	1:13.450	3
DNF	44	SS	James COOK	Radical SR3	3	4:01.031	12 laps	4.202	87.69	1:15.586	3

### FASTEST LAP

3	IN	Jonathan WRIGHT	Radical PR6	13	1:08.760	102.47 mph	164.91 kph
99	PO	Ross EDWARDS	Radical PR6	5	1:08.954	102.18 mph	164.45 kph
69	SS	Simon DOLAN	Radical SR3	12	1:09.239	101.76 mph	163.77 kph
42	BI	Alan HOGG	Radical SR4	12	1:12.035	97.81 mph	157.41 kph
8	CL	John HAYMAN	Radical Clubsport	12	1:14.906	94.06 mph	151.38 kph

Weather / Track : Cloudy / Dry

These results are provisional until the conclusion of any judicial and technical matters.

Donington National  
Circuit Length = 1.9573 miles  
Start: 17:50 End: 18:10

Clerk of Course :

Timekeeper :

# DUNLOP Radical Club Cup

## RACE 5 - LAP CHART

Lap 1			Lap 2			Lap 3			Lap 4			Lap 5		
No	Behind	Laptime	No	Behind	Laptime	No	Behind	Laptime	No	Behind	Laptime	No	Behind	Laptime
3		1:14.750	3		1:09.811	3		1:09.248	3		1:09.548	3		1:09.386
73	0.362	1:15.112	99	0.763	1:10.008	99	1.600	1:10.085	99	1.462	1:09.410	99	1.030	1:08.954
99	0.566	1:15.316	73	1.896	1:11.345	73	2.994	1:10.346	73	4.081	1:10.635	73	4.726	1:10.031
20	2.171	1:16.921	20	3.523	1:11.163	20	5.554	1:11.279	20	6.789	1:10.783	20	7.914	1:10.511
64	4.406	1:19.156	64	6.023	1:11.428	64	7.821	1:11.046	64	8.836	1:10.563	64	10.275	1:10.825
42	6.287	1:21.037	42	11.311	1:14.835	42	16.631	1:14.568	42	21.380	1:14.297	42	25.801	1:13.807
2	6.513	1:21.263	7	11.939	1:14.873	7	17.098	1:14.407	7	21.613	1:14.063	7	26.183	1:13.956
7	6.877	1:21.627	2	13.190	1:16.488	70	19.133	1:14.546	70	23.312	1:13.727	70	27.680	1:13.754
19	7.485	1:22.235	19	13.448	1:15.774	19	19.865	1:15.665	19	24.110	1:13.793	19	28.890	1:14.166
12	7.912	1:22.662	70	13.835	1:14.822	2	20.544	1:16.602	2	26.862	1:15.866	12	30.118	1:12.372
59	8.414	1:23.164	12	14.600	1:16.499	12	21.081	1:15.729	12	27.132	1:15.599	61	32.877	1:14.235
61	8.537	1:23.287	59	14.801	1:16.198	61	21.557	1:15.844	61	28.028	1:16.019	69	32.877	1:13.941
70	8.824	1:23.574	61	14.961	1:16.235	69	21.737	1:14.577	69	28.322	1:16.133	1	33.305	1:13.894
95	9.383	1:24.133	1	15.187	1:15.252	1	22.268	1:16.329	1	28.797	1:16.077	95	34.519	1:14.609
1	9.746	1:24.496	95	15.429	1:15.857	59	22.657	1:17.104	59	29.099	1:15.990	2	35.492	1:18.016
8	10.672	1:25.422	69	16.408	1:14.536	95	22.751	1:16.570	95	29.296	1:16.093	55	35.804	1:14.839
52	11.635	1:26.385	8	18.161	1:17.300	39	23.020	1:13.450	52	29.965	1:15.125	59	35.993	1:16.280
69	11.683	1:26.433	52	18.584	1:16.760	52	24.388	1:15.052	55	30.351	1:14.595	52	36.658	1:16.079
55	12.790	1:27.540	39	18.818	1:13.629	55	25.304	1:15.168	37	36.587	1:16.663	37	40.129	1:12.928
25	13.231	1:27.981	55	19.384	1:16.405	44	27.222	1:15.586	25	36.931	1:17.414	25	43.326	1:15.781
44	13.974	1:28.724	25	20.591	1:17.171	25	29.065	1:17.722	8	37.276	1:17.477	8	44.039	1:16.149
43	14.635	1:29.385	44	20.884	1:16.721	8	29.347	1:20.434	43	38.075	1:17.020	26	44.682	1:15.683
26	14.813	1:29.563	37	22.174	1:16.600	37	29.472	1:16.546	26	38.385	1:16.967	43	45.626	1:16.937
39	15.000	1:29.750	43	22.648	1:17.824	43	30.603	1:17.203	91	39.197	1:17.015	91	46.734	1:16.923
37	15.385	1:30.135	26	23.390	1:18.388	26	30.966	1:16.824	21	39.765	1:16.076	21	47.705	1:17.326
91	16.872	1:31.622	91	24.099	1:17.038	91	31.730	1:16.879	11	51.458	1:20.288	11	1:01.196	1:19.124
11	17.844	1:32.594	21	28.098	1:19.464	21	33.237	1:14.387	18	59.013	1:23.141			
21	18.445	1:33.195	11	30.055	1:22.022	11	40.718	1:19.911						
18	19.539	1:34.289	18	32.493	1:22.765	18	45.420	1:22.175						

**DUNLOP Radical Club Cup**  
**RACE 5 - LAP CHART**

Lap 6			Lap 7			Lap 8			Lap 9			Lap 10		
No	Behind	Laptime	No	Behind	Laptime	No	Behind	Laptime	No	Behind	Laptime	No	Behind	Laptime
99		1:09.937	99		2:06.168	99		1:52.322	99		1:09.972	99		1:09.673
3	0.304	1:11.271	3	0.628	2:06.492	3	0.136	1:51.830	3	0.606	1:10.442	3	0.432	1:09.499
18	1 LAP	1:22.934	18	1 LAP	2:06.298	73	1.541	1:51.972	73	3.539	1:11.970	73	4.253	1:10.387
73	3.986	1:10.227	73	1.891	2:04.073	18	1 LAP	1:52.185	20	4.131	1:12.419	20	4.882	1:10.424
20	7.273	1:10.326	20	2.936	2:01.831	20	1.684	1:51.070	64	4.852	1:12.956	64	5.403	1:10.224
64	10.028	1:10.720	64	3.668	1:59.808	64	1.868	1:50.522	42	6.027	1:13.427	42	8.728	1:12.374
42	28.434	1:13.600	42	4.310	1:42.044	42	2.572	1:50.584	70	6.624	1:13.185	69	9.479	1:11.057
7	28.880	1:13.664	7	4.916	1:42.204	7	3.191	1:50.597	12	7.564	1:13.281	12	10.222	1:12.331
70	30.562	1:13.849	70	5.423	1:41.029	70	3.411	1:50.310	7	7.868	1:14.649	70	10.754	1:13.803
12	31.383	1:12.232	12	6.103	1:40.888	12	4.255	1:50.474	69	8.095	1:12.620	1	11.700	1:12.220
19	31.901	1:13.978	19	6.660	1:40.927	19	4.683	1:50.345	1	9.153	1:12.655	7	11.939	1:13.744
69	32.305	1:10.395	69	7.285	1:41.148	69	5.447	1:50.484	19	9.599	1:14.888	61	13.828	1:12.158
1	36.033	1:13.695	1	7.709	1:37.844	1	6.470	1:51.083	61	11.343	1:13.682	19	14.030	1:14.104
61	36.051	1:14.141	61	9.969	1:40.086	61	7.633	1:49.986	95	14.395	1:13.192	95	16.218	1:11.496
95	36.414	1:12.862	95	12.365	1:42.119	95	11.175	1:51.132	55	16.126	1:14.100	55	19.823	1:13.370
55	40.410	1:15.573	55	12.765	1:38.523	55	11.998	1:51.555	59	16.595	1:13.608	59	20.895	1:13.973
59	40.886	1:15.860	59	13.073	1:38.355	59	12.959	1:52.208	18	1 LAP	1:26.331	52	23.863	1:14.489
2	41.222	1:16.697	2	13.476	1:38.422	2	13.551	1:52.397	52	19.047	1:14.723	37	25.027	1:14.819
52	41.741	1:16.050	52	14.600	1:39.027	52	14.296	1:52.018	2	19.742	1:16.163	2	26.828	1:16.759
37	42.297	1:13.135	37	15.381	1:39.252	37	14.739	1:51.680	37	19.881	1:15.114	25	27.545	1:16.001
25	47.894	1:15.535	25	16.130	1:34.404	25	15.533	1:51.725	25	21.217	1:15.656	8	28.003	1:15.941
8	48.391	1:15.319	8	16.833	1:34.610	8	16.122	1:51.611	8	21.735	1:15.585	26	29.490	1:16.336
26	50.061	1:16.346	26	17.280	1:33.387	26	17.038	1:52.080	26	22.827	1:15.761	21	30.544	1:15.250
43	51.343	1:16.684	43	18.193	1:33.018	43	17.715	1:51.844	21	24.967	1:16.073	18	1 LAP	1:24.010
21	52.262	1:15.524	21	18.706	1:32.612	21	18.866	1:52.482	43	25.234	1:17.491	91	32.910	1:16.381
91	53.397	1:17.630	91	19.551	1:32.322	91	19.500	1:52.271	91	26.202	1:16.674	43	33.273	1:17.712
11	1:09.701	1:19.472	11	27.397	1:23.864	11	20.208	1:45.133	11	29.865	1:19.629	11	38.815	1:18.623

**DUNLOP Radical Club Cup**  
**RACE 5 - LAP CHART**

Lap 11			Lap 12			Lap 13			Lap 14			Lap 15		
No	Behind	Laptime	No	Behind	Laptime	No	Behind	Laptime	No	Behind	Laptime	No	Behind	Laptime
99		1:09.588	99		1:09.310	3		1:08.760	3		1:09.249	3		1:09.215
3	0.422	1:09.578	3	0.828	1:09.716	99	0.106	1:09.694	18	2 LAPS	1:22.578	99	0.432	1:09.291
73	4.865	1:10.200	73	6.139	1:10.584	73	6.687	1:10.136	99	0.356	1:09.499	43	1 LAP	1:18.867
64	6.383	1:10.568	64	7.196	1:10.123	64	7.548	1:09.940	64	10.486	1:12.187	11	1 LAP	1:19.911
20	6.711	1:11.417	20	7.740	1:10.339	20	8.001	1:09.849	73	10.709	1:13.271	64	12.355	1:11.084
69	11.303	1:11.412	69	11.232	1:09.239	69	10.961	1:09.317	69	11.442	1:09.730	18	2 LAPS	1:21.504
42	11.742	1:12.602	42	14.467	1:12.035	42	16.915	1:12.036	42	20.740	1:13.074	73	12.578	1:11.084
12	12.601	1:11.967	12	14.915	1:11.624	1	17.642	1:11.952	20	21.359	1:22.607	1	24.657	1:12.415
1	13.907	1:11.795	1	15.278	1:10.681	12	17.914	1:12.587	1	21.457	1:13.064	42	25.566	1:14.041
70	14.781	1:13.615	7	19.416	1:13.382	7	23.028	1:13.200	12	21.846	1:13.181	20	27.091	1:14.947
7	15.344	1:12.993	70	19.558	1:14.087	70	23.911	1:13.941	7	26.945	1:13.166	12	27.277	1:14.646
61	19.021	1:14.781	95	23.671	1:13.766	95	26.027	1:11.944	70	28.024	1:13.362	7	30.731	1:13.001
95	19.215	1:12.585	61	24.190	1:14.479	19	28.189	1:13.311	95	28.685	1:11.907	95	32.030	1:12.560
19	19.555	1:15.113	19	24.466	1:14.221	55	30.829	1:13.559	19	32.922	1:13.982	70	32.838	1:14.029
55	23.419	1:13.184	55	26.858	1:12.749	59	31.493	1:13.428	55	34.038	1:12.458	19	37.460	1:13.753
59	24.178	1:12.871	59	27.653	1:12.785	61	36.084	1:21.482	59	34.936	1:12.692	55	38.062	1:13.239
52	29.534	1:15.259	37	33.397	1:12.827	37	36.203	1:12.394	37	40.354	1:13.400	59	38.395	1:12.674
37	29.880	1:14.441	52	36.670	1:16.446	8	45.830	1:16.017	61	46.880	1:20.045	37	42.844	1:11.705
2	33.452	1:16.212	8	39.401	1:14.906	25	46.516	1:15.977	2	53.730	1:15.611	61	58.472	1:20.807
25	33.578	1:15.621	2	39.700	1:15.558	2	47.368	1:17.256	25	54.243	1:16.976	25	1:00.021	1:14.993
8	33.805	1:15.390	25	40.127	1:15.859	26	47.832	1:16.039	8	54.367	1:17.786	2	1:00.665	1:16.150
26	35.313	1:15.411	26	41.381	1:15.378	21	48.930	1:16.536	26	54.743	1:16.160	8	1:01.320	1:16.168
21	35.965	1:15.009	21	41.982	1:15.327	91	52.333	1:16.916	21	55.358	1:15.677	26	1:01.420	1:15.892
91	39.438	1:16.116	91	45.005	1:14.877	43	1:01.383	1:18.917	91	59.941	1:16.857	21	1:01.776	1:15.633
43	43.530	1:19.845	43	52.054	1:17.834	11	1:07.656	1:20.264				91	1:06.286	1:15.560
18	1 LAP	1:22.047	18	1 LAP	1:20.931									
11	48.090	1:18.863	11	56.980	1:18.200									



# Mini Challenge

## QUALIFYING - RACES 2/6/12 - CLASSIFICATION

POS	NO	CL	NAME	ENTRY	TIME	ON	LAPS	GAP	DIFF	MPH
1	6	S	Jake PACKUN	Mini Cooper S	1:26.574	13	13			81.38
2	12	S	Jack STANFORD	Mini Cooper S	1:27.144	15	15	0.570	0.570	80.85
3	30	S	Martin DEPPEP	Mini Cooper S	1:29.408	18	18	2.834	2.264	78.80
4	69	S	Ant SCRAGG	Mini Cooper S	1:29.499	17	17	2.925	0.091	78.72
5	9	S	James WILLIAMS	Mini Cooper S	1:30.066	11	11	3.492	0.567	78.23
6	7	S	Arthur FORSTER	Mini Cooper S	1:30.968	4	6	4.394	0.902	77.45
7	5	S	Stewart LINES	Mini Cooper S	1:31.106	2	15	4.532	0.138	77.33
8	2	S	Gary KOUNNIS	Mini Cooper S	1:31.115	4	14	4.541	0.009	77.33
9	14	S	Shaun KING	Mini Cooper S	1:31.961	2	17	5.387	0.846	76.62
10	23	S	Chris PANAYIOTOU	Mini Cooper S	1:32.206	3	13	5.632	0.245	76.41
11	66	S	Steven LIQUORISH	Mini Cooper S	1:32.607	5	17	6.033	0.401	76.08
12	16	S	Mark DRURY	Mini Cooper S	1:32.819	16	16	6.245	0.212	75.91
13	99	S	Andy BEEVER	Mini Cooper S	1:33.697	2	16	7.123	0.878	75.20
14	51	S	Richard MILLER		1:34.108	9	16	7.534	0.411	74.87
15	8	S	Andrew BAILEY	Mini Cooper S	1:34.116	6	16	7.542	0.008	74.86
16	33	CL	Craig DAWSON	Mini Cooper	1:34.492	15	15	7.918	0.376	74.56
17	20	CL	Graham PARSONS	Mini Cooper	1:34.558	18	18	7.984	0.066	74.51
18	10	CL	Michelle NIXON	Mini Cooper	1:34.707	17	17	8.133	0.149	74.39
19	79	CL	Aston BLAKE	Mini Cooper	1:35.945	15	17	9.371	1.238	73.43
20	35	CL	Josh WADDINGTON	Mini Cooper	1:36.123	14	15	9.549	0.178	73.30
21	93	CL	Joel WROE-JOHNSON	Mini Cooper	1:36.162	14	17	9.588	0.039	73.27
22	19	CL	Sarah PARSONS	Mini Cooper	1:36.211	16	17	9.637	0.049	73.23
23	4	CL	Anthony WILLIAMS	Mini Cooper	1:36.440	14	14	9.866	0.229	73.06
24	42	CL	Dawn BOYD	Mini Cooper	1:36.613	17	17	10.039	0.173	72.93
25	31	CL	Keith ISSATT	Mini Cooper	1:36.646	17	17	10.072	0.033	72.90
26	65	CL	Jason RICHARDSON	Mini Cooper	1:39.780	9	13	13.206	3.134	70.61
27	18	CL	Nina-jo ATKINSON	Mini Cooper	1:40.414	7	10	13.840	0.634	70.17

No working Transponders 6, 9, 18, 23

Weather / Track : Cloudy / Dry

These results are provisional until the conclusion of any judicial and technical matters.

Donington National  
Circuit Length = 1.9573 miles  
Start: 09:22 End: 09:55

Clerk of Course :

Timekeeper :

# Mini Challenge

## QUALIFYING - RACES 2/6/12 - LAP ANALYSIS

<b>2</b>	<b>Gary KOUNNIS</b>		Mini Cooper S				
1 -	1:37.889	+ 6.774	9:24:47.754	8 -	1:18.990 <b>D</b>	+ -12.125	9:35:20.129
2 -	1:32.284	+ 1.169	9:26:20.038	9 -	1:55.267	+ 24.152	9:37:15.396
3 -	1:31.201	+ 0.086	9:27:51.239	10 -	1:37.301 <b>P</b>	+ 6.186	9:38:52.697
4 -	<b>1:31.115</b>		<b>9:29:22.354</b>	11 -	4:57.554	+ 3:26.439	9:43:50.251
5 -	1:31.511	+ 0.396	9:30:53.865	12 -	1:45.389	+ 14.274	9:45:35.640
6 -	1:32.264	+ 1.149	9:32:26.129	13 -	1:40.770	+ 9.655	9:47:16.410
7 -	1:35.010	+ 3.895	9:34:01.139	14 -	1:40.301 <b>P</b>	+ 9.186	9:48:56.711
<b>4</b>	<b>Anthony WILLIAMS</b>		Mini Cooper				
1 -	1:44.250	+ 7.810	9:25:03.032	8 -	1:43.358	+ 6.918	9:42:53.714
2 -	1:36.847	+ 0.407	9:26:39.879	9 -	1:41.786	+ 5.346	9:44:35.500
3 -	1:37.179	+ 0.739	9:28:17.058	10 -	1:41.447	+ 5.007	9:46:16.947
4 -	1:37.476	+ 1.036	9:29:54.534	11 -	1:39.915	+ 3.475	9:47:56.862
5 -	1:36.768	+ 0.328	9:31:31.302	12 -	1:39.215	+ 2.775	9:49:36.077
6 -	1:49.038 <b>P</b>	+ 12.598	9:33:20.340	13 -	1:38.591	+ 2.151	9:51:14.668
7 -	7:50.016	+ 6:13.576	9:41:10.356	14 -	<b>1:36.440</b>		<b>9:52:51.108</b>
<b>5</b>	<b>Stewart LINES</b>		Mini Cooper S				
1 -	1:33.213	+ 2.107	9:24:25.088	9 -	1:40.396	+ 9.290	9:37:17.035
2 -	<b>1:31.106</b>		<b>9:25:56.194</b>	10 -	1:33.199	+ 2.093	9:38:50.234
3 -	1:32.125	+ 1.019	9:27:28.319	11 -	1:32.755	+ 1.649	9:40:22.989
4 -	1:32.970	+ 1.864	9:29:01.289	12 -	1:32.843	+ 1.737	9:41:55.832
5 -	1:33.025	+ 1.919	9:30:34.314	13 -	1:33.600	+ 2.494	9:43:29.432
6 -	1:32.920	+ 1.814	9:32:07.234	14 -	1:32.763 <b>P</b>	+ 1.657	9:45:02.195
7 -	1:32.913	+ 1.807	9:33:40.147	15 -	4:27.868 <b>P</b>	+ 2:56.762	9:49:30.063
8 -	1:56.492	+ 25.386	9:35:36.639				
<b>6</b>	<b>Jake PACKUN</b>		Mini Cooper S				
1 -	3:07.738	+ 1:41.164	9:26:18.329	8 -	1:37.961	+ 11.387	9:45:52.440
2 -	1:30.972	+ 4.398	9:27:49.301	9 -	1:34.009	+ 7.435	9:47:26.449
3 -	3:02.815	+ 1:36.241	9:30:52.116	10 -	1:32.289	+ 5.715	9:48:58.738
4 -	1:35.698	+ 9.124	9:32:27.814	11 -	1:29.606	+ 3.032	9:50:28.344
5 -	3:08.119	+ 1:41.545	9:35:35.933	12 -	1:31.593	+ 5.019	9:51:59.937
6 -	1:32.862	+ 6.288	9:37:08.795	13 -	<b>1:26.574</b>		<b>9:53:26.511</b>
7 -	7:05.684	+ 5:39.110	9:44:14.479				
<b>7</b>	<b>Arthur FORSTER</b>		Mini Cooper S				
1 -	1:43.525	+ 12.557	9:24:49.302	4 -	<b>1:30.968</b>		<b>9:29:29.675</b>
2 -	1:36.442	+ 5.474	9:26:25.744	5 -	1:31.072	+ 0.104	9:31:00.747
3 -	1:32.963	+ 1.995	9:27:58.707	6 -	1:32.024	+ 1.056	9:32:32.771
<b>8</b>	<b>Andrew BAILEY</b>		Mini Cooper S				
1 -	1:39.571	+ 5.455	9:24:54.055	9 -	3:01.268	+ 1:27.152	9:39:06.053
2 -	1:34.696	+ 0.580	9:26:28.751	10 -	1:38.792	+ 4.676	9:40:44.845
3 -	1:34.168	+ 0.052	9:28:02.919	11 -	1:34.464	+ 0.348	9:42:19.309
4 -	1:34.659	+ 0.543	9:29:37.578	12 -	1:35.194	+ 1.078	9:43:54.503
5 -	1:34.247	+ 0.131	9:31:11.825	13 -	1:39.599 <b>P</b>	+ 5.483	9:45:34.102
6 -	<b>1:34.116</b>		<b>9:32:45.941</b>	14 -	4:45.078	+ 3:10.962	9:50:19.180
7 -	1:34.189	+ 0.073	9:34:20.130	15 -	1:43.588	+ 9.472	9:52:02.768
8 -	1:44.655 <b>P</b>	+ 10.539	9:36:04.785	16 -	1:34.528	+ 0.412	9:53:37.296
<b>9</b>	<b>James WILLIAMS</b>		Mini Cooper S				
1 -	1:31.532	+ 1.466	9:25:55.060	7 -	1:32.929	+ 2.863	9:39:59.549
2 -	1:32.216	+ 2.150	9:27:27.276	8 -	1:33.059	+ 2.993	9:41:32.608
3 -	1:38.619	+ 8.553	9:29:05.895	9 -	1:34.781	+ 4.715	9:43:07.389
4 -	3:08.914	+ 1:38.848	9:32:14.809	10 -	7:53.968	+ 6:23.902	9:51:01.357
5 -	4:39.022	+ 3:08.956	9:36:53.831	11 -	<b>1:30.066</b>		<b>9:52:31.423</b>
6 -	1:32.789	+ 2.723	9:38:26.620				
<b>10</b>	<b>Michelle NIXON</b>		Mini Cooper				
1 -	1:52.186	+ 17.479	9:25:18.953	10 -	2:21.521	+ 46.814	9:41:31.574
2 -	1:46.687	+ 11.980	9:27:05.640	11 -	1:39.150	+ 4.443	9:43:10.724

Donington National  
 Circuit Length = 1.9573 miles  
 Start: 09:22 End: 09:55

Weather / Track : Cloudy / Dry

# Mini Challenge

## QUALIFYING - RACES 2/6/12 - LAP ANALYSIS

3 -	1:44.384	+ 9.677	9:28:50.024	12 -	1:38.867	+ 4.160	9:44:49.591
4 -	1:48.251	+ 13.544	9:30:38.275	13 -	1:38.625	+ 3.918	9:46:28.216
5 -	1:51.349	+ 16.642	9:32:29.624	14 -	1:38.839	+ 4.132	9:48:07.055
6 -	1:40.808	+ 6.101	9:34:10.432	15 -	1:37.437	+ 2.730	9:49:44.492
7 -	1:39.194	+ 4.487	9:35:49.626	16 -	1:36.798	+ 2.091	9:51:21.290
8 -	1:39.410	+ 4.703	9:37:29.036	17 -	<b>1:34.707</b>		<b>9:52:55.997</b>
9 -	1:41.017 P	+ 6.310	9:39:10.053				
<b>12</b>	<b>Jack STANFORD</b>			<b>Mini Cooper S</b>			
1 -	1:37.686	+ 10.542	9:24:32.855	9 -	1:34.891 P	+ 7.747	9:40:43.381
2 -	1:31.314	+ 4.170	9:26:04.169	10 -	4:18.390	+ 2:51.246	9:45:01.771
3 -	3:03.878	+ 1:36.734	9:29:08.047	11 -	1:35.541	+ 8.397	9:46:37.312
4 -	3:53.863	+ 2:26.719	9:33:01.910	12 -	1:33.438	+ 6.294	9:48:10.750
5 -	1:31.488	+ 4.344	9:34:33.398	13 -	1:32.426	+ 5.282	9:49:43.176
6 -	1:31.519	+ 4.375	9:36:04.917	14 -	1:29.260	+ 2.116	9:51:12.436
7 -	1:31.705	+ 4.561	9:37:36.622	15 -	<b>1:27.144</b>		<b>9:52:39.580</b>
8 -	1:31.868	+ 4.724	9:39:08.490				
<b>14</b>	<b>Shaun KING</b>			<b>Mini Cooper S</b>			
1 -	1:35.563	+ 3.602	9:24:26.892	10 -	4:09.726	+ 2:37.765	9:41:06.153
2 -	<b>1:31.961</b>		<b>9:25:58.853</b>	11 -	1:39.260	+ 7.299	9:42:45.413
3 -	1:32.513	+ 0.552	9:27:31.366	12 -	1:38.239	+ 6.278	9:44:23.652
4 -	1:32.800	+ 0.839	9:29:04.166	13 -	1:37.299	+ 5.338	9:46:00.951
5 -	1:32.841	+ 0.880	9:30:37.007	14 -	1:38.455	+ 6.494	9:47:39.406
6 -	1:36.568	+ 4.607	9:32:13.575	15 -	1:35.675	+ 3.714	9:49:15.081
7 -	1:32.943	+ 0.982	9:33:46.518	16 -	1:34.199	+ 2.238	9:50:49.280
8 -	1:33.042	+ 1.081	9:35:19.560	17 -	1:53.595 P	+ 21.634	9:52:42.875
9 -	1:36.867 P	+ 4.906	9:36:56.427				
<b>16</b>	<b>Mark DRURY</b>			<b>Mini Cooper S</b>			
1 -	1:40.310	+ 7.491	9:24:56.044	9 -	1:33.715	+ 0.896	9:37:33.194
2 -	1:34.100	+ 1.281	9:26:30.144	10 -	1:41.173 P	+ 8.354	9:39:14.367
3 -	1:32.991	+ 0.172	9:28:03.135	11 -	3:43.266	+ 2:10.447	9:42:57.633
4 -	1:37.440	+ 4.621	9:29:40.575	12 -	1:38.265	+ 5.446	9:44:35.898
5 -	1:32.839	+ 0.020	9:31:13.414	13 -	1:47.289	+ 14.470	9:46:23.187
6 -	1:33.546	+ 0.727	9:32:46.960	14 -	1:49.551 P	+ 16.732	9:48:12.738
7 -	1:38.667	+ 5.848	9:34:25.627	15 -	3:25.035	+ 1:52.216	9:51:37.773
8 -	1:33.852	+ 1.033	9:35:59.479	16 -	<b>1:32.819</b>		<b>9:53:10.592</b>
<b>18</b>	<b>Nina-jo ATKINSON</b>			<b>Mini Cooper</b>			
1 -	1:50.386	+ 9.972	9:25:15.793	6 -	1:45.678	+ 5.264	9:42:37.403
2 -	1:48.808	+ 8.394	9:27:04.601	7 -	<b>1:40.414</b>		<b>9:44:17.817</b>
3 -	1:44.464	+ 4.050	9:28:49.065	8 -	1:40.559	+ 0.145	9:45:58.376
4 -	3:32.884	+ 1:52.470	9:32:21.949	9 -	5:42.203	+ 4:01.789	9:51:40.579
5 -	8:29.776	+ 6:49.362	9:40:51.725	10 -	1:43.005	+ 2.591	9:53:23.584
<b>19</b>	<b>Sarah PARSONS</b>			<b>Mini Cooper</b>			
1 -	1:53.039	+ 16.828	9:25:20.533	10 -	1:40.002	+ 3.791	9:41:40.934
2 -	1:40.731	+ 4.520	9:27:01.264	11 -	1:39.148	+ 2.937	9:43:20.082
3 -	1:41.701	+ 5.490	9:28:42.965	12 -	1:38.540	+ 2.329	9:44:58.622
4 -	1:39.001	+ 2.790	9:30:21.966	13 -	1:38.409	+ 2.198	9:46:37.031
5 -	1:38.919	+ 2.708	9:32:00.885	14 -	1:37.932	+ 1.721	9:48:14.963
6 -	1:39.957	+ 3.746	9:33:40.842	15 -	1:38.115	+ 1.904	9:49:53.078
7 -	1:40.468	+ 4.257	9:35:21.310	16 -	<b>1:36.211</b>		<b>9:51:29.289</b>
8 -	1:43.409 P	+ 7.198	9:37:04.719	17 -	1:36.342	+ 0.131	9:53:05.631
9 -	2:56.213	+ 1:20.002	9:40:00.932				
<b>20</b>	<b>Graham PARSONS</b>			<b>Mini Cooper</b>			
1 -	1:44.620	+ 10.062	9:25:19.416	10 -	1:37.866	+ 3.308	9:40:52.974
2 -	1:39.292	+ 4.734	9:26:58.708	11 -	1:43.331	+ 8.773	9:42:36.305
3 -	1:42.094	+ 7.536	9:28:40.802	12 -	1:40.488	+ 5.930	9:44:16.793
4 -	1:38.992	+ 4.434	9:30:19.794	13 -	1:38.961	+ 4.403	9:45:55.754
5 -	1:39.313	+ 4.755	9:31:59.107	14 -	1:36.544	+ 1.986	9:47:32.298
6 -	1:37.999	+ 3.441	9:33:37.106	15 -	1:36.131	+ 1.573	9:49:08.429
7 -	1:37.528	+ 2.970	9:35:14.634	16 -	1:36.831	+ 2.273	9:50:45.260

Donington National  
Circuit Length = 1.9573 miles  
Start: 09:22 End: 09:55

Weather / Track : Cloudy / Dry

# Mini Challenge

## QUALIFYING - RACES 2/6/12 - LAP ANALYSIS

8 -	1:53.118	+ 18.560	9:37:07.752	17 -	1:35.910	+ 1.352	9:52:21.170
9 -	2:07.356	+ 32.798	9:39:15.108	18 -	<b>1:34.558</b>		<b>9:53:55.728</b>
<b>23</b>	<b>Chris PANAYIOTOU</b>			Mini Cooper S			
1 -	1:36.229	+ 4.023	9:24:39.131	8 -	4:35.864	+ 3:03.658	9:41:46.330
2 -	1:33.037	+ 0.831	9:26:12.168	9 -	1:32.814	+ 0.608	9:43:19.144
3 -	<b>1:32.206</b>		<b>9:27:44.374</b>	10 -	1:34.867	+ 2.661	9:44:54.011
4 -	1:36.129	+ 3.923	9:29:20.503	11 -	1:33.444	+ 1.238	9:46:27.455
5 -	1:34.183	+ 1.977	9:30:54.686	12 -	1:33.626	+ 1.420	9:48:01.081
6 -	4:42.722	+ 3:10.516	9:35:37.408	13 -	5:41.364	+ 4:09.158	9:53:42.445
7 -	1:33.058	+ 0.852	9:37:10.466				
<b>30</b>	<b>Martin DEPPER</b>			Mini Cooper S			
1 -	1:37.691	+ 8.283	9:24:35.693	10 -	1:33.424	+ 4.016	9:38:48.221
2 -	1:32.886	+ 3.478	9:26:08.579	11 -	1:32.760	+ 3.352	9:40:20.981
3 -	1:48.787	+ 19.379	9:27:57.366	12 -	1:33.443	+ 4.035	9:41:54.424
4 -	1:32.735	+ 3.327	9:29:30.101	13 -	1:32.454	+ 3.046	9:43:26.878
5 -	1:32.350	+ 2.942	9:31:02.451	14 -	1:32.952 P	+ 3.544	9:44:59.830
6 -	1:32.772	+ 3.364	9:32:35.223	15 -	3:28.075 P	+ 1:58.667	9:48:27.905
7 -	1:32.612	+ 3.204	9:34:07.835	16 -	1:58.580	+ 29.172	9:50:26.485
8 -	1:33.816	+ 4.408	9:35:41.651	17 -	1:33.451	+ 4.043	9:51:59.936
9 -	1:33.146	+ 3.738	9:37:14.797	18 -	<b>1:29.408</b>		<b>9:53:29.344</b>
<b>31</b>	<b>Keith ISSATT</b>			Mini Cooper			
1 -	1:50.892	+ 14.246	9:25:14.765	10 -	1:42.318	+ 5.672	9:41:07.544
2 -	1:45.713	+ 9.067	9:27:00.478	11 -	1:40.338	+ 3.692	9:42:47.882
3 -	1:46.941	+ 10.295	9:28:47.419	12 -	1:39.685	+ 3.039	9:44:27.567
4 -	1:45.218	+ 8.572	9:30:32.637	13 -	1:39.402	+ 2.756	9:46:06.969
5 -	2:00.236	+ 23.590	9:32:32.873	14 -	1:38.229	+ 1.583	9:47:45.198
6 -	1:43.832	+ 7.186	9:34:16.705	15 -	1:38.536	+ 1.890	9:49:23.734
7 -	1:42.750	+ 6.104	9:35:59.455	16 -	1:37.083	+ 0.437	9:51:00.817
8 -	1:43.638	+ 6.992	9:37:43.093	17 -	<b>1:36.646</b>		<b>9:52:37.463</b>
9 -	1:42.133	+ 5.487	9:39:25.226				
<b>33</b>	<b>Craig DAWSON</b>			Mini Cooper			
1 -	1:39.300	+ 4.808	9:24:58.632	9 -	4:27.397	+ 2:52.905	9:43:11.732
2 -	1:37.249	+ 2.757	9:26:35.881	10 -	1:44.708	+ 10.216	9:44:56.440
3 -	1:37.878	+ 3.386	9:28:13.759	11 -	1:41.644	+ 7.152	9:46:38.084
4 -	1:37.323	+ 2.831	9:29:51.082	12 -	1:39.944	+ 5.452	9:48:18.028
5 -	1:43.246 P	+ 8.754	9:31:34.328	13 -	1:39.285	+ 4.793	9:49:57.313
6 -	3:53.618	+ 2:19.126	9:35:27.946	14 -	1:36.495	+ 2.003	9:51:33.808
7 -	1:36.986	+ 2.494	9:37:04.932	15 -	<b>1:34.492</b>		<b>9:53:08.300</b>
8 -	1:39.403 P	+ 4.911	9:38:44.335				
<b>35</b>	<b>Josh WADDINGTON</b>			Mini Cooper			
1 -	1:51.009	+ 14.886	9:25:08.269	9 -	1:38.517	+ 2.394	9:42:26.744
2 -	1:46.048	+ 9.925	9:26:54.317	10 -	1:39.080	+ 2.957	9:44:05.824
3 -	1:48.355 P	+ 12.232	9:28:42.672	11 -	1:39.658 P	+ 3.535	9:45:45.482
4 -	5:23.653	+ 3:47.530	9:34:06.325	12 -	2:22.768	+ 46.645	9:48:08.250
5 -	1:39.485	+ 3.362	9:35:45.810	13 -	1:38.713	+ 2.590	9:49:46.963
6 -	1:38.436	+ 2.313	9:37:24.246	14 -	<b>1:36.123</b>		<b>9:51:23.086</b>
7 -	1:38.998	+ 2.875	9:39:03.244	15 -	1:36.185	+ 0.062	9:52:59.271
8 -	1:44.983	+ 8.860	9:40:48.227				
<b>42</b>	<b>Dawn BOYD</b>			Mini Cooper			
1 -	1:51.566	+ 14.953	9:25:24.746	10 -	1:40.842	+ 4.229	9:40:42.908
2 -	1:44.293	+ 7.680	9:27:09.039	11 -	1:39.697	+ 3.084	9:42:22.605
3 -	1:41.395	+ 4.782	9:28:50.434	12 -	1:42.469	+ 5.856	9:44:05.074
4 -	1:43.149	+ 6.536	9:30:33.583	13 -	1:39.005 P	+ 2.392	9:45:44.079
5 -	1:47.224	+ 10.611	9:32:20.807	14 -	3:19.371	+ 1:42.758	9:49:03.450
6 -	1:41.340	+ 4.727	9:34:02.147	15 -	1:37.610	+ 0.997	9:50:41.060
7 -	1:41.965	+ 5.352	9:35:44.112	16 -	1:40.701	+ 4.088	9:52:21.761
8 -	1:38.582	+ 1.969	9:37:22.694	17 -	<b>1:36.613</b>		<b>9:53:58.374</b>
9 -	1:39.372	+ 2.759	9:39:02.066				

Donington National  
Circuit Length = 1.9573 miles  
Start: 09:22 End: 09:55

Weather / Track : Cloudy / Dry

# Mini Challenge

## QUALIFYING - RACES 2/6/12 - LAP ANALYSIS

<b>51</b>	<b>Richard MILLER</b>					
1 -	1:42.906	+ 8.798	9:24:51.006	<b>9 -</b>	<b>1:34.108</b>	<b>9:37:34.204</b>
2 -	1:35.509	+ 1.401	9:26:26.515	<b>10 -</b>	1:37.037	+ 2.929 9:39:11.241
3 -	1:34.336	+ 0.228	9:28:00.851	<b>11 -</b>	1:39.495	+ 5.387 9:40:50.736
4 -	1:34.571	+ 0.463	9:29:35.422	<b>12 -</b>	1:35.263	+ 1.155 9:42:25.999
5 -	1:35.058	+ 0.950	9:31:10.480	<b>13 -</b>	1:38.444 <b>P</b>	+ 4.336 9:44:04.443
6 -	1:38.331	+ 4.223	9:32:48.811	<b>14 -</b>	4:48.652	+ 3:14.544 9:48:53.095
7 -	1:35.002	+ 0.894	9:34:23.813	<b>15 -</b>	1:41.978	+ 7.870 9:50:35.073
8 -	1:36.283	+ 2.175	9:36:00.096	<b>16 -</b>	1:53.600	+ 19.492 9:52:28.673
<b>65</b>	<b>Jason RICHARDSON</b> Mini Cooper					
1 -	1:50.127	+ 10.347	9:25:25.757	<b>8 -</b>	1:40.222	+ 0.442 9:37:21.341
2 -	1:44.063	+ 4.283	9:27:09.820	<b>9 -</b>	<b>1:39.780</b>	<b>9:39:01.121</b>
3 -	1:41.220	+ 1.440	9:28:51.040	<b>10 -</b>	1:40.361	+ 0.581 9:40:41.482
4 -	1:43.269	+ 3.489	9:30:34.309	<b>11 -</b>	1:40.399	+ 0.619 9:42:21.881
5 -	1:45.426	+ 5.646	9:32:19.735	<b>12 -</b>	1:40.899 <b>P</b>	+ 1.119 9:44:02.780
6 -	1:40.189	+ 0.409	9:33:59.924	<b>13 -</b>	4:05.033	+ 2:25.253 9:48:07.813
7 -	1:41.195	+ 1.415	9:35:41.119			
<b>66</b>	<b>Steven LIQUORISH</b> Mini Cooper S					
1 -	1:36.233	+ 3.626	9:24:29.906	<b>10 -</b>	5:01.042	+ 3:28.435 9:42:01.303
2 -	1:32.629	+ 0.022	9:26:02.535	<b>11 -</b>	1:40.247	+ 7.640 9:43:41.550
3 -	1:33.310	+ 0.703	9:27:35.845	<b>12 -</b>	1:38.552	+ 5.945 9:45:20.102
4 -	1:32.852	+ 0.245	9:29:08.697	<b>13 -</b>	1:39.100	+ 6.493 9:46:59.202
5 -	<b>1:32.607</b>		<b>9:30:41.304</b>	<b>14 -</b>	1:35.950	+ 3.343 9:48:35.152
6 -	1:34.938	+ 2.331	9:32:16.242	<b>15 -</b>	1:35.496	+ 2.889 9:50:10.648
7 -	1:33.038	+ 0.431	9:33:49.280	<b>16 -</b>	1:33.553	+ 0.946 9:51:44.201
8 -	1:34.105	+ 1.498	9:35:23.385	<b>17 -</b>	1:34.232	+ 1.625 9:53:18.433
9 -	1:36.876 <b>P</b>	+ 4.269	9:37:00.261			
<b>69</b>	<b>Ant SCRAGG</b> Mini Cooper S					
1 -	1:36.129	+ 6.630	9:24:38.164	<b>10 -</b>	1:43.632	+ 14.133 9:39:21.720
2 -	1:32.552	+ 3.053	9:26:10.716	<b>11 -</b>	1:31.982	+ 2.483 9:40:53.702
3 -	1:32.161	+ 2.662	9:27:42.877	<b>12 -</b>	1:34.723 <b>P</b>	+ 5.224 9:42:28.425
4 -	1:32.255	+ 2.756	9:29:15.132	<b>13 -</b>	4:06.583	+ 2:37.084 9:46:35.008
5 -	1:31.667	+ 2.168	9:30:46.799	<b>14 -</b>	1:37.996	+ 8.497 9:48:13.004
6 -	1:57.544	+ 28.045	9:32:44.343	<b>15 -</b>	1:34.057	+ 4.558 9:49:47.061
7 -	1:32.414	+ 2.915	9:34:16.757	<b>16 -</b>	1:31.108	+ 1.609 9:51:18.169
8 -	1:49.527	+ 20.028	9:36:06.284	<b>17 -</b>	<b>1:29.499</b>	<b>9:52:47.668</b>
9 -	1:31.804	+ 2.305	9:37:38.088			
<b>79</b>	<b>Aston BLAKE</b> Mini Cooper					
1 -	1:40.515	+ 4.570	9:24:58.119	<b>10 -</b>	1:39.229	+ 3.284 9:40:27.368
2 -	1:38.875	+ 2.930	9:26:36.994	<b>11 -</b>	1:36.894	+ 0.949 9:42:04.262
3 -	1:42.860	+ 6.915	9:28:19.854	<b>12 -</b>	1:37.735	+ 1.790 9:43:41.997
4 -	1:38.012	+ 2.067	9:29:57.866	<b>13 -</b>	1:39.291	+ 3.346 9:45:21.288
5 -	1:37.594	+ 1.649	9:31:35.460	<b>14 -</b>	1:40.932	+ 4.987 9:47:02.220
6 -	1:37.698	+ 1.753	9:33:13.158	<b>15 -</b>	<b>1:35.945</b>	<b>9:48:38.165</b>
7 -	1:37.304	+ 1.359	9:34:50.462	<b>16 -</b>	1:38.065	+ 2.120 9:50:16.230
8 -	1:41.071 <b>P</b>	+ 5.126	9:36:31.533	<b>17 -</b>	1:36.626 <b>P</b>	+ 0.681 9:51:52.856
9 -	2:16.606	+ 40.661	9:38:48.139			
<b>93</b>	<b>Joel WROE-JOHNSON</b> Mini Cooper					
1 -	1:46.393	+ 10.231	9:25:20.114	<b>10 -</b>	1:37.338	+ 1.176 9:40:09.773
2 -	1:40.603	+ 4.441	9:27:00.717	<b>11 -</b>	2:20.358 <b>P</b>	+ 44.196 9:42:30.131
3 -	1:40.367	+ 4.205	9:28:41.084	<b>12 -</b>	2:24.273	+ 48.111 9:44:54.404
4 -	1:39.792	+ 3.630	9:30:20.876	<b>13 -</b>	1:38.376	+ 2.214 9:46:32.780
5 -	1:37.049	+ 0.887	9:31:57.925	<b>14 -</b>	<b>1:36.162</b>	<b>9:48:08.942</b>
6 -	1:40.693	+ 4.531	9:33:38.618	<b>15 -</b>	2:25.776	+ 49.614 9:50:34.718
7 -	1:37.678	+ 1.516	9:35:16.296	<b>16 -</b>	1:47.472	+ 11.310 9:52:22.190
8 -	1:38.196	+ 2.034	9:36:54.492	<b>17 -</b>	1:36.725	+ 0.563 9:53:58.915
9 -	1:37.943	+ 1.781	9:38:32.435			

Donington National  
Circuit Length = 1.9573 miles  
Start: 09:22 End: 09:55

Weather / Track : Cloudy / Dry


# Mini Challenge

## QUALIFYING - RACES 2/6/12 - LAP ANALYSIS

99		Andy BEEVER		Mini Cooper S				
1 -	1:35.916		+ 2.219	9:24:34.257	9 -	1:44.860	+ 11.163	9:42:35.338
2 -	<b>1:33.697</b>			<b>9:26:07.954</b>	10 -	1:41.004	+ 7.307	9:44:16.342
3 -	1:34.248		+ 0.551	9:27:42.202	11 -	1:38.348	+ 4.651	9:45:54.690
4 -	1:34.250		+ 0.553	9:29:16.452	12 -	1:36.410	+ 2.713	9:47:31.100
5 -	1:33.713		+ 0.016	9:30:50.165	13 -	1:36.762	+ 3.065	9:49:07.862
6 -	1:34.659		+ 0.962	9:32:24.824	14 -	1:36.218	+ 2.521	9:50:44.080
7 -	1:37.589 P		+ 3.892	9:34:02.413	15 -	1:35.172	+ 1.475	9:52:19.252
8 -	6:48.065		+ 5:14.368	9:40:50.478	16 -	1:34.824	+ 1.127	9:53:54.076

# Mini Challenge

## RACE 2 - GRID

ROW 14	1:40.414 18 Nina-jo ATKINSON	
ROW 13	1:36.646 31 Keith ISSATT	1:39.780 65 Jason RICHARDSON
ROW 12	1:36.440 4 Anthony WILLIAMS	1:36.613 42 Dawn BOYD
ROW 11	1:36.162 93 Joel WROE-JOHNSON	1:36.211 19 Sarah PARSONS
ROW 10	1:35.945 79 Aston BLAKE	1:36.123 35 Josh WADDINGTON
ROW 9	1:34.558 20 Graham PARSONS	1:34.707 10 Michelle NIXON
ROW 8	1:34.116 8 Andrew BAILEY	1:34.492 33 Craig DAWSON
ROW 7	1:33.697 99 Andy BEEVER	1:34.108 51 Richard MILLER
ROW 6	1:32.607 66 Steven LIQUORISH	1:32.819 16 Mark DRURY
ROW 5	1:31.961 14 Shaun KING	1:32.206 23 Chris PANAYIOTOU
ROW 4	1:31.106 5 Stewart LINES	1:31.115 2 Gary KOUNNIS
ROW 3	1:30.968 7 Arthur FORSTER	1:26.574 6 Jake PACKUN
ROW 2	1:29.499 69 Ant SCRAGG	1:30.066 9 James WILLIAMS
ROW 1	1:27.144 12 Jack STANFORD	1:29.408 30 Martin DEPPER
<b>Pole</b>		
		

Donington National  
Circuit Length = 1.9573 miles

**These results are provisional until the conclusion of any judicial and technical matters.**

Clerk of Course :

Timekeeper :

# Mini Challenge

## RACE 2 - CLASSIFICATION

POS	NO	CL	NAME	ENTRY	LAPS	TIME	GAP	DIFF	MPH	BEST	ON
1	14	S	Shaun KING	Mini Cooper S	15	21:05.087			83.54	1:22.743	6
2	30	S	Martin DEPPER	Mini Cooper S	15	21:05.228	0.141	0.141	83.53	1:22.695	14
3	6	S	Jake PACKUN	Mini Cooper S	15	21:07.867	2.780	2.639	83.36	1:22.960	6
4	69	S	Ant SCRAGG	Mini Cooper S	15	21:08.859	3.772	0.992	83.29	1:23.407	6
5	12	S	Jack STANFORD	Mini Cooper S	15	21:09.575	4.488	0.716	83.24	1:23.512	2
6	99	S	Andy BEEVER	Mini Cooper S	15	21:11.080	5.993	1.505	83.15	1:23.308	3
7	2	S	Gary KOUNNIS	Mini Cooper S	15	21:11.315	6.228	0.235	83.13	1:23.580	9
8	66	S	Steven LIQUORISH	Mini Cooper S	15	21:17.584	12.497	6.269	82.72	1:23.792	6
9	23	S	Chris PANAYIOTOU	Mini Cooper S	15	21:18.609	13.522	1.025	82.66	1:23.881	6
10	8	S	Andrew BAILEY	Mini Cooper S	15	21:22.036	16.949	3.427	82.44	1:24.212	10
11	51	S	Richard MILLER	Mini Cooper S	15	21:39.246	34.159	17.210	81.34	1:25.030	13
12	20	CL	Graham PARSONS	Mini Cooper	14	21:25.042	1 lap	1 lap	76.76	1:30.243	3
13	35	CL	Josh WADDINGTON	Mini Cooper	14	21:28.902	1 lap	3.860	76.53	1:30.916	3
14	4	CL	Anthony WILLIAMS	Mini Cooper	14	21:30.268	1 lap	1.366	76.45	1:29.873	5
15	33	CL	Craig DAWSON	Mini Cooper	14	21:30.960	1 lap	0.692	76.41	1:30.388	3
16	79	CL	Aston BLAKE	Mini Cooper	14	21:30.989	1 lap	0.029	76.41	1:30.627	3
17	31	CL	Keith ISSATT	Mini Cooper	14	21:39.633	1 lap	8.644	75.90	1:30.458	3
18	19	CL	Sarah PARSONS	Mini Cooper	14	21:39.932	1 lap	0.299	75.88	1:30.947	5
19	10	CL	Michelle NIXON	Mini Cooper	14	21:43.993	1 lap	4.061	75.64	1:31.598	12
20	42	CL	Dawn BOYD	Mini Cooper	14	21:49.289	1 lap	5.296	75.34	1:31.917	12
21	5	S	Stewart LINES	Mini Cooper S	14	22:16.928	1 lap	27.639	73.78	1:23.561	2
22	18	CL	Nina-jo ATKINSON	Mini Cooper	14	22:16.929	1 lap	0.001	73.78	1:33.709	14

### NOT CLASSIFIED

DNF	93	CL	Joel WROE-JOHNSON	Mini Cooper	9	13:53.485	6 laps	5 laps	76.08	1:30.226	6
DNF	65	CL	Jason RICHARDSON	Mini Cooper	5	8:21.863	10 laps	4 laps	70.19	1:36.113	2
DNF	9	S	James WILLIAMS	Mini Cooper S	10	14:09.088	5 laps	0.000	82.98	1:23.364	2
DNF	16	S	Mark DRURY	Mini Cooper S	8	11:26.368	7 laps	2 laps	82.12	1:23.852	6
DNF	7	S	Arthur FORSTER	Mini Cooper S	0						

### FASTEST LAP

30	S	Martin DEPPER	Mini Cooper S	14	1:22.695	85.20 mph	137.12 kph
4	CL	Anthony WILLIAMS	Mini Cooper	5	1:29.873	78.40 mph	126.17 kph

Weather / Track : Cloudy / Dry

These results are provisional until the conclusion of any judicial and technical matters.

Donington National  
Circuit Length = 1.9573 miles  
Start: 16:00 End: 16:23

Clerk of Course :

Timekeeper :



# Mini Challenge

## RACE 2 - LAP CHART

Lap 1			Lap 2			Lap 3			Lap 4			Lap 5		
No	Behind	Laptime	No	Behind	Laptime	No	Behind	Laptime	No	Behind	Laptime	No	Behind	Laptime
12		1:27.920	12		1:23.512	30		1:23.751	30		1:23.641	30		1:23.547
30	0.421	1:28.341	30	0.318	1:23.409	12	0.463	1:24.532	12	0.504	1:23.682	12	0.510	1:23.553
9	0.852	1:28.772	9	0.704	1:23.364	5	1.652	1:23.918	6	2.062	1:23.509	6	2.021	1:23.506
69	1.118	1:29.038	69	1.044	1:23.438	69	1.756	1:24.781	14	2.827	1:24.531	14	2.877	1:23.597
5	1.754	1:29.674	5	1.803	1:23.561	14	1.937	1:23.224	5	2.939	1:24.928	69	4.283	1:24.427
23	2.086	1:30.006	14	2.782	1:23.358	9	1.987	1:25.352	9	2.992	1:24.646	99	4.854	1:25.192
6	2.381	1:30.301	6	2.965	1:24.096	6	2.194	1:23.298	99	3.209	1:23.827	9	5.092	1:25.647
14	2.936	1:30.856	99	3.784	1:23.420	99	3.023	1:23.308	69	3.403	1:25.288	5	5.812	1:26.420
2	3.202	1:31.122	23	4.365	1:25.791	23	5.079	1:24.783	23	6.476	1:25.038	2	6.797	1:23.655
99	3.876	1:31.796	2	4.627	1:24.937	2	5.381	1:24.823	2	6.689	1:24.949	23	7.667	1:24.738
66	4.839	1:32.759	66	5.917	1:24.590	66	5.921	1:24.073	66	6.916	1:24.636	66	8.483	1:25.114
16	4.965	1:32.885	16	6.415	1:24.962	16	6.543	1:24.197	16	7.227	1:24.325	16	8.746	1:25.066
8	6.653	1:34.573	8	8.518	1:25.377	8	9.189	1:24.740	8	10.055	1:24.507	8	10.992	1:24.484
51	7.152	1:35.072	51	10.004	1:26.364	51	11.626	1:25.691	51	13.746	1:25.761	51	16.011	1:25.812
33	9.386	1:37.306	33	16.476	1:30.602	33	22.795	1:30.388	33	29.575	1:30.421	33	36.569	1:30.541
20	10.475	1:38.395	20	17.368	1:30.405	20	23.542	1:30.243	20	30.370	1:30.469	20	37.439	1:30.616
35	10.848	1:38.768	35	18.566	1:31.230	35	25.413	1:30.916	31	33.626	1:31.387	79	42.330	1:31.967
79	11.133	1:39.053	31	19.491	1:31.556	31	25.880	1:30.458	79	33.910	1:31.192	31	42.529	1:32.450
31	11.447	1:39.367	79	19.801	1:32.180	79	26.359	1:30.627	35	35.170	1:33.398	35	42.952	1:31.329
19	13.479	1:41.399	19	22.670	1:32.703	93	30.707	1:31.805	93	38.279	1:31.213	93	45.379	1:30.647
10	14.026	1:41.946	93	22.971	1:32.397	19	31.081	1:32.480	4	39.837	1:31.951	4	46.163	1:29.873
93	14.086	1:42.006	42	23.611	1:32.207	42	31.464	1:31.922	19	40.095	1:32.655	19	47.495	1:30.947
4	14.207	1:42.127	4	24.262	1:33.567	4	31.527	1:31.334	42	40.447	1:32.624	42	51.557	1:34.657
42	14.916	1:42.836	10	24.708	1:34.194	10	32.907	1:32.268	10	40.945	1:31.679	10	51.715	1:34.317
18	16.067	1:43.987	18	27.906	1:35.351	18	38.616	1:34.779	18	49.873	1:34.898	18	1:01.663	1:35.337
65	17.456	1:45.376	65	30.057	1:36.113	65	44.524	1:38.536	65	1:00.581	1:39.698	65	1:19.174	1:42.140 P

# Mini Challenge

## RACE 2 - LAP CHART

Lap 6			Lap 7			Lap 8			Lap 9			Lap 10		
No	Behind	Laptime	No	Behind	Laptime	No	Behind	Laptime	No	Behind	Laptime	No	Behind	Laptime
30		1:23.515	30		1:23.601	30		1:23.251	30		1:23.471	30		1:23.636
12	0.650	1:23.655	12	0.706	1:23.657	6	0.855	1:23.110	6	0.630	1:23.246	6	0.572	1:23.578
6	1.466	1:22.960	6	0.996	1:23.131	12	1.582	1:24.127	14	2.230	1:23.731	14	2.489	1:23.895
14	2.105	1:22.743	14	1.884	1:23.380	14	1.970	1:23.337	12	2.597	1:24.486	12	3.459	1:24.498
69	4.175	1:23.407	69	4.421	1:23.847	69	5.103	1:23.933	69	5.940	1:24.308	10	1 LAP	1:32.148
99	4.787	1:23.448	99	4.927	1:23.741	99	5.477	1:23.801	99	6.059	1:24.053	69	6.115	1:23.811
9	5.067	1:23.490	9	5.904	1:24.438	9	7.112	1:24.459	9	8.493	1:24.852	42	1 LAP	1:33.428
5	7.322	1:25.025	2	8.486	1:24.295	2	8.888	1:23.653	2	8.997	1:23.580	99	7.467	1:25.044
2	7.792	1:24.510	5	9.419	1:25.698	66	12.173	1:25.388	18	1 LAP	1:35.731	9	8.925	1:24.068
23	8.033	1:23.881	23	9.634	1:25.202	5	12.856	1:26.688	66	13.456	1:24.754	2	9.288	1:23.927
66	8.760	1:23.792	66	10.036	1:24.877	23	13.026	1:26.643	23	14.357	1:24.802	66	14.378	1:24.558
16	9.083	1:23.852	16	10.203	1:24.721	16	13.312	1:26.360	5	14.757	1:25.372	23	14.700	1:23.979
8	11.997	1:24.520	8	12.880	1:24.484	8	14.353	1:24.724	8	15.246	1:24.364	5	15.180	1:24.059
51	18.552	1:26.056	51	20.434	1:25.483	51	22.803	1:25.620	51	25.508	1:26.176	8	15.822	1:24.212
33	43.868	1:30.814	33	51.167	1:30.900	33	58.813	1:30.897	33	1:06.952	1:31.610	18	1 LAP	1:36.486
20	44.454	1:30.530	20	51.751	1:30.898	20	59.113	1:30.613	20	1:07.669	1:32.027	51	27.371	1:25.499
79	50.678	1:31.863	79	58.482	1:31.405	79	1:06.655	1:31.424	35	1:14.690	1:31.241	33	1:13.869	1:30.553
35	51.437	1:32.000	35	58.839	1:31.003	35	1:06.920	1:31.332	79	1:14.929	1:31.745	20	1:14.600	1:30.567
31	51.767	1:32.753	31	59.170	1:31.004	31	1:07.506	1:31.587	31	1:15.686	1:31.651	35	1:22.478	1:31.424
93	52.090	1:30.226	93	59.836	1:31.347	93	1:08.333	1:31.748	4	1:15.798	1:30.632	79	1:22.686	1:31.393
4	52.913	1:30.265	4	1:00.364	1:31.052	4	1:08.637	1:31.524	93	1:16.958	1:32.096			
19	55.224	1:31.244	19	1:02.994	1:31.371	19	1:13.275	1:33.532	19	1:21.804	1:32.000			
42	1:02.220	1:34.178	10	1:10.406	1:31.752	10	1:18.934	1:31.779						
10	1:02.255	1:34.055	42	1:10.829	1:32.210	42	1:19.874	1:32.296						
18	1:12.533	1:34.385	18	1:22.706	1:33.774									


# Mini Challenge

## RACE 2 - LAP CHART

Lap 11			Lap 12			Lap 13			Lap 14			Lap 15		
No	Behind	Laptime	No	Behind	Laptime	No	Behind	Laptime	No	Behind	Laptime	No	Behind	Laptime
30		1:23.938	30		1:24.575	14		1:24.849	14		1:23.894	14		1:25.018
4	1 LAP	1:31.805	6	0.459	1:24.854	30	1.622	1:29.121	30	0.423	1:22.695	30	0.141	1:24.736
6	0.180	1:23.546	14	2.650	1:24.958	12	2.585	1:26.065	69	4.189	1:24.231	6	2.780	1:23.535
31	1 LAP	1:32.929	12	4.019	1:24.754	6	3.334	1:30.374	6	4.263	1:24.823	69	3.772	1:24.601
14	2.267	1:23.716	35	1 LAP	1:31.456	69	3.852	1:25.043	12	4.798	1:26.107	12	4.488	1:24.708
12	3.840	1:24.319	69	6.308	1:24.518	33	1 LAP	1:37.241	99	6.962	1:23.894	99	5.993	1:24.049
19	1 LAP	1:31.995	79	1 LAP	1:32.450	20	1 LAP	1:37.535	2	7.448	1:24.130	2	6.228	1:23.798
69	6.365	1:24.188	4	1 LAP	1:31.739	99	6.962	1:25.475	66	13.082	1:24.841	66	12.497	1:24.433
99	7.618	1:24.089	31	1 LAP	1:31.819	2	7.212	1:25.217	20	1 LAP	1:31.194	23	13.522	1:24.349
2	9.311	1:23.961	99	8.986	1:25.943	35	1 LAP	1:31.474	23	14.191	1:25.620	8	16.949	1:25.084
10	1 LAP	1:31.688	2	9.494	1:24.758	79	1 LAP	1:31.449	33	1 LAP	1:33.155	20	1 LAP	1:30.868
66	14.974	1:24.534	19	1 LAP	1:31.756	4	1 LAP	1:31.733	35	1 LAP	1:30.963	35	1 LAP	1:32.368
23	15.402	1:24.640	66	15.269	1:24.870	66	12.135	1:24.365	8	16.883	1:25.629	4	1 LAP	1:30.964
8	16.402	1:24.518	23	15.590	1:24.763	23	12.465	1:24.374	79	1 LAP	1:31.728	33	1 LAP	1:35.636
5	16.403	1:25.161	8	17.703	1:25.876	8	15.148	1:24.944	4	1 LAP	1:31.702	79	1 LAP	1:32.513
42	1 LAP	1:34.271	10	1 LAP	1:32.707	19	1 LAP	1:31.826	19	1 LAP	1:32.921	51	34.159	1:27.666
51	31.336	1:27.903	42	1 LAP	1:32.824	31	1 LAP	1:38.290	31	1 LAP	1:31.755	31	1 LAP	1:32.627
18	1 LAP	1:34.611	51	32.330	1:25.569	10	1 LAP	1:31.598	51	31.511	1:25.544	19	1 LAP	1:33.103
33	1:20.827	1:30.896	18	1 LAP	1:35.419	42	1 LAP	1:31.917	10	1 LAP	1:32.089	10	1 LAP	1:31.773
20	1:21.344	1:30.682	5	53.937	2:02.109 P	51	29.861	1:25.030	42	1 LAP	1:31.943	42	1 LAP	1:31.976
						18	1 LAP	1:34.257	5	1 LAP	2:48.735 P	5	1 LAP	1:45.580
									18	1 LAP	1:34.205	18	1 LAP	1:33.709

# Mini Challenge

## RACE 6 - GRID

ROW 14	1:40.559 18 Nina-jo ATKINSON	
ROW 13	1:37.610 42 Dawn BOYD	1:40.189 65 Jason RICHARDSON
ROW 12	1:36.894 79 Aston BLAKE	1:37.083 31 Keith ISSATT
ROW 11	1:36.768 4 Anthony WILLIAMS	1:36.798 10 Michelle NIXON
ROW 10	1:36.495 33 Craig DAWSON	1:36.725 93 Joel WROE-JOHNSON
ROW 9	1:36.185 35 Josh WADDINGTON	1:36.342 19 Sarah PARSONS
ROW 8	1:34.336 51 Richard MILLER	1:35.910 20 Graham PARSONS
ROW 7	1:33.713 99 Andy BEEVER	1:34.168 8 Andrew BAILEY
ROW 6	1:32.814 23 Chris PANAYIOTOU	1:32.839 16 Mark DRURY
ROW 5	1:32.513 14 Shaun KING	1:32.629 66 Steven LIQUORISH
ROW 4	1:32.125 5 Stewart LINES	1:32.350 30 Martin DEPPER
ROW 3	1:31.201 2 Gary KOUNNIS	1:31.532 9 James WILLIAMS
ROW 2	1:31.072 7 Arthur FORSTER	1:31.108 69 Ant SCRAGG
ROW 1	1:29.260 12 Jack STANFORD	1:29.606 6 Jake PACKUN
<b>Pole</b>		
		

Donington National  
Circuit Length = 1.9573 miles

**These results are provisional until the conclusion of any judicial and technical matters.**

Clerk of Course :

Timekeeper :

# Mini Challenge

## RACE 6 - CLASSIFICATION

POS	NO	CL	NAME	ENTRY	LAPS	TIME	GAP	DIFF	MPH	BEST	ON
1	6	S	Jake PACKUN	Mini Cooper S	14	21:01.996			78.16	1:22.809	11
2	99	S	Andy BEEVER	Mini Cooper S	14	21:02.604	0.608	0.608	78.12	1:22.624	11
3	30	S	Martin DEPPE	Mini Cooper S	14	21:06.439	4.443	3.835	77.89	1:22.969	7
4	2	S	Gary KOUNNIS	Mini Cooper S	14	21:06.727	4.731	0.288	77.87	1:22.851	14
5	12	S	Jack STANFORD	Mini Cooper S	14	21:08.485	6.489	1.758	77.76	1:23.712	12
6	23	S	Chris PANAYIOTOU	Mini Cooper S	14	21:11.293	9.297	2.808	77.59	1:23.885	14
7	8	S	Andrew BAILEY	Mini Cooper S	14	21:12.308	10.312	1.015	77.53	1:23.732	13
8	66	S	Steven LIQUORISH	Mini Cooper S	14	21:14.005	12.009	1.697	77.42	1:23.611	3
9	69	S	Ant SCRAGG	Mini Cooper S	14	21:15.810	13.814	1.805	77.32	1:24.812	11
10	9	S	James WILLIAMS	Mini Cooper S	14	21:16.437	14.441	0.627	77.28	1:23.282	5
11	51	S	Richard MILLER	Mini Cooper S	14	21:17.411	15.415	0.974	77.22	1:24.138	11
12	16	S	Mark DRURY	Mini Cooper S	14	21:26.047	24.051	8.636	76.70	1:23.894	11
13	5	S	Stewart LINES	Mini Cooper S	14	21:26.276	24.280	0.229	76.69	1:24.051	11
14	33	CL	Craig DAWSON	Mini Cooper	14	21:45.828	43.832	19.552	75.54	1:29.957	3
15	31	CL	Keith ISSATT	Mini Cooper	14	21:49.913	47.917	4.085	75.30	1:29.892	10
16	20	CL	Graham PARSONS	Mini Cooper	14	21:50.204	48.208	0.291	75.29	1:29.553	10
17	4	CL	Anthony WILLIAMS	Mini Cooper	14	21:53.388	51.392	3.184	75.10	1:29.762	12
18	79	CL	Aston BLAKE	Mini Cooper	14	21:53.597	51.601	0.209	75.09	1:29.803	12
19	35	CL	Josh WADDINGTON	Mini Cooper	14	21:53.982	51.986	0.385	75.07	1:29.851	5
20	10	CL	Michelle NIXON	Mini Cooper	14	21:56.098	54.102	2.116	74.95	1:30.435	5
21	42	CL	Dawn BOYD	Mini Cooper	14	22:00.432	58.436	4.334	74.70	1:31.161	10
22	65	CL	Jason RICHARDSON	Mini Cooper	14	22:00.831	58.835	0.399	74.68	1:30.498	6

### NOT CLASSIFIED

DNF	93	CL	Joel WROE-JOHNSON	Mini Cooper	12	18:46.662	2 laps	2 laps	75.04	1:29.961	6
DNF	18	CL	Nina-jo ATKINSON	Mini Cooper	0						
DNF	19	CL	Sarah PARSONS	Mini Cooper	0						
DNF	14	S	Shaun KING	Mini Cooper S	1	1:33.293	13 laps	0.000	75.52	1:33.293	1

### FASTEST LAP

99	S	Andy BEEVER	Mini Cooper S	11	1:22.624	85.27 mph	137.24 kph
20	CL	Graham PARSONS	Mini Cooper	10	1:29.553	78.68 mph	126.62 kph

Car 5 Transponder still NOT Working

Weather / Track : Cloudy / Dry

These results are provisional until the conclusion of any judicial and technical matters.

Donington National  
Circuit Length = 1.9573 miles  
Start: 09:03 End: 09:25

Clerk of Course :		Timekeeper :	
-------------------	--	--------------	--

# Mini Challenge

## RACE 6 - CLASSIFICATION Amended

POS	NO	CL	NAME	ENTRY	LAPS	TIME	GAP	DIFF	MPH	BEST	ON
1	6	S	Jake PACKUN	Mini Cooper S	14	21:01.996			78.16	1:22.809	11
2	99	S	Andy BEEVER	Mini Cooper S	14	21:02.604	<b>0.608</b>	0.608	78.12	1:22.624	11
3	30	S	Martin DEPPEP	Mini Cooper S	14	21:06.439	<b>4.443</b>	3.835	77.89	1:22.969	7
4	2	S	Gary KOUNNIS	Mini Cooper S	14	21:06.727	<b>4.731</b>	0.288	77.87	1:22.851	14
5	12	S	Jack STANFORD	Mini Cooper S	14	21:08.485	<b>6.489</b>	1.758	77.76	1:23.712	12
6	23	S	Chris PANAYIOTOU	Mini Cooper S	14	21:11.293	<b>9.297</b>	2.808	77.59	1:23.885	14
7	8	S	Andrew BAILEY	Mini Cooper S	14	21:12.308	<b>10.312</b>	1.015	77.53	1:23.732	13
8	66	S	Steven LIQUORISH	Mini Cooper S	14	21:14.005	<b>12.009</b>	1.697	77.42	1:23.611	3
9	69	S	Ant SCRAGG	Mini Cooper S	14	21:15.810	<b>13.814</b>	1.805	77.32	1:24.812	11
10	9	S	James WILLIAMS	Mini Cooper S	14	21:16.437	<b>14.441</b>	0.627	77.28	1:23.282	5
11	51	S	Richard MILLER	Mini Cooper S	14	21:17.411	<b>15.415</b>	0.974	77.22	1:24.138	11
12	16	S	Mark DRURY	Mini Cooper S	14	21:26.047	<b>24.051</b>	8.636	76.70	1:23.894	11
13	5	S	Stewart LINES	Mini Cooper S	14	21:26.276	<b>24.280</b>	0.229	76.69	1:24.051	11
14	33	CL	Craig DAWSON	Mini Cooper	14	21:45.828	<b>43.832</b>	19.552	75.54	1:29.957	3
15	20	CL	Graham PARSONS	Mini Cooper	14	21:50.204	<b>48.208</b>	4.376	75.29	1:29.553	10
16	4	CL	Anthony WILLIAMS	Mini Cooper	14	21:53.388	<b>51.392</b>	3.184	75.10	1:29.762	12
17	79	CL	Aston BLAKE	Mini Cooper	14	21:53.597	<b>51.601</b>	0.209	75.09	1:29.803	12
18	35	CL	Josh WADDINGTON	Mini Cooper	14	21:53.982	<b>51.986</b>	0.385	75.07	1:29.851	5
19	10	CL	Michelle NIXON	Mini Cooper	14	21:56.098	<b>54.102</b>	2.116	74.95	1:30.435	5
20	42	CL	Dawn BOYD	Mini Cooper	14	22:00.432	<b>58.436</b>	4.334	74.70	1:31.161	10
21	65	CL	Jason RICHARDSON	Mini Cooper	14	22:00.831	<b>58.835</b>	0.399	74.68	1:30.498	6

### NOT CLASSIFIED

<i>DNF</i>	93	CL	Joel WROE-JOHNSON	Mini Cooper	12	18:46.662	<b>2 laps</b>	2 laps	75.04	1:29.961	6
<i>DNF</i>	18	CL	Nina-jo ATKINSON	Mini Cooper	0						
<i>DNF</i>	19	CL	Sarah PARSONS	Mini Cooper	0						
<i>DQ</i>	31	CL	Keith ISSATT	Mini Cooper	0	21:49.913					
<i>DNF</i>	14	S	Shaun KING	Mini Cooper S	1	1:33.293	<b>13 laps</b>	0.000	75.52	1:33.293	1

### FASTEST LAP

99	S	Andy BEEVER	Mini Cooper S	11	1:22.624	85.27 mph	137.24 kph
20	CL	Graham PARSONS	Mini Cooper	10	1:29.553	78.68 mph	126.62 kph

Car 5 Transponder still NOT Working  
 Car 31 - Excluded from Results - C(d)1e - Driving incompatible with safety  
 Weather / Track : Cloudy / Dry

Donington National  
 Circuit Length = 1.9573 miles  
 Start: 09:03 End: 09:25

These results are provisional until the conclusion of any judicial and technical matters.

Clerk of Course :		Timekeeper :	
-------------------	--	--------------	--

# Mini Challenge

## RACE 6 - LAP CHART

Lap 1			Lap 2			Lap 3			Lap 4			Lap 5		
No	Behind	Laptime	No	Behind	Laptime	No	Behind	Laptime	No	Behind	Laptime	No	Behind	Laptime
6		1:27.093	6		1:23.662	6		1:23.258	6		1:23.339	6		1:23.220
12	0.622	1:27.715	9	2.461	1:24.060	9	3.119	1:23.916	9	3.250	1:23.470	9	3.312	1:23.282
69	1.441	1:28.534	12	2.765	1:25.805	12	3.417	1:23.910	12	3.997	1:23.919	30	4.436	1:23.191
9	2.063	1:29.156	69	2.905	1:25.126	30	4.501	1:23.671	30	4.465	1:23.303	99	5.099	1:22.899
5	2.830	1:29.923	30	4.088	1:24.585	99	5.266	1:23.820	99	5.420	1:23.493	12	5.806	1:25.029
2	2.831	1:29.924	2	4.347	1:25.178	2	5.902	1:24.813	2	5.774	1:23.211	2	5.892	1:23.338
30	3.165	1:30.258	99	4.704	1:24.228	5	6.449	1:24.647	23	7.824	1:24.300	5	9.234	1:24.191
99	4.138	1:31.231	5	5.060	1:25.892	69	6.823	1:27.176	5	8.263	1:25.153	23	9.442	1:24.838
23	4.391	1:31.484	23	5.376	1:24.647	23	6.863	1:24.745	69	8.465	1:24.981	66	10.312	1:24.709
66	5.832	1:32.925	66	6.744	1:24.574	66	7.097	1:23.611	66	8.823	1:25.065	69	10.585	1:25.340
14	6.200	1:33.293	8	7.234	1:24.696	8	7.795	1:23.819	8	9.145	1:24.689	8	10.828	1:24.903
8	6.200	1:33.293	51	17.512	1:28.674	51	20.796	1:26.542	51	23.402	1:25.945	51	25.238	1:25.056
31	11.881	1:38.974	31	19.928	1:31.709	31	28.033	1:31.363	31	35.811	1:31.117	16	39.912	1:25.411
51	12.500	1:39.593	20	22.505	1:32.162	33	29.302	1:29.957	33	36.079	1:30.116	33	43.243	1:30.384
20	14.005	1:41.098	33	22.603	1:31.950	93	30.874	1:31.359	16	37.721	1:27.344	31	43.757	1:31.166
33	14.315	1:41.408	93	22.773	1:31.386	20	31.521	1:32.274	93	38.256	1:30.721	93	45.124	1:30.088
93	15.049	1:42.142	79	23.109	1:31.273	4	31.886	1:31.041	20	39.433	1:31.251	20	45.995	1:29.782
79	15.498	1:42.591	4	24.103	1:31.189	35	32.448	1:30.703	35	39.854	1:30.745	35	46.485	1:29.851
4	16.576	1:43.669	35	25.003	1:31.705	79	32.679	1:32.828	4	40.278	1:31.731	4	46.953	1:29.895
35	16.960	1:44.053	10	25.569	1:31.600	10	33.054	1:30.743	79	40.592	1:31.252	79	47.411	1:30.039
10	17.631	1:44.724	42	26.819	1:31.836	16	33.716	1:25.972	10	40.849	1:31.134	10	48.064	1:30.435
65	18.609	1:45.702	65	27.653	1:32.706	42	34.898	1:31.337	42	43.250	1:31.691	42	51.219	1:31.189
42	18.645	1:45.738	16	31.002	1:30.538	65	36.843	1:32.448	65	44.765	1:31.261	65	52.696	1:31.151
16	24.126	1:51.219												

Car 5 Transponder still NOT Working

Weather / Track : Cloudy / Dry

www.tsl-timing.com

Donington National  
Circuit Length = 1.9573 miles  
Start: 09:03 End: 09:25

# Mini Challenge

## RACE 6 - LAP CHART

Lap 6			Lap 7			Lap 8			Lap 9			Lap 10		
No	Behind	Laptime	No	Behind	Laptime	No	Behind	Laptime	No	Behind	Laptime	No	Behind	Laptime
6		1:23.071	6		1:23.073	6		2:30.654	6		1:50.097	6		1:22.854
9	3.841	1:23.600	9	4.434	1:23.666	9	0.858	2:27.078	9	0.372	1:49.611	99	1.030	1:23.349
99	5.602	1:23.574	99	5.573	1:23.044	99	2.000	2:27.081	99	0.535	1:48.632	9	1.402	1:23.884
30	5.997	1:24.632	30	5.893	1:22.969	30	2.589	2:27.350	30	0.800	1:48.308	30	1.901	1:23.955
2	6.303	1:23.482	2	6.225	1:22.995	2	3.153	2:27.582	2	0.967	1:47.911	12	2.681	1:24.198
12	6.835	1:24.100	12	7.676	1:23.914	12	4.789	2:27.767	12	1.337	1:46.645	23	2.808	1:24.016
5	10.935	1:24.772	23	13.186	1:24.897	23	5.406	2:22.874	23	1.646	1:46.337	2	3.195	1:25.082
23	11.362	1:24.991	66	13.503	1:24.769	66	6.160	2:23.311	66	2.309	1:46.246	8	3.986	1:24.138
66	11.807	1:24.566	8	13.710	1:24.633	8	6.745	2:23.689	8	2.702	1:46.054	66	4.424	1:24.969
8	12.150	1:24.393	69	14.184	1:24.920	69	8.073	2:24.543	69	3.089	1:45.113	5	5.400	1:24.612
69	12.337	1:24.823	5	20.703	1:32.841	5	9.493	2:19.444	5	3.642	1:44.246	69	5.615	1:25.380
51	27.638	1:25.471	51	30.835	1:26.270	51	10.623	2:10.442	51	4.152	1:43.626	16	6.354	1:24.537
16	42.067	1:25.226	16	43.759	1:24.765	16	12.498	1:59.393	16	4.671	1:42.270	51	7.117	1:25.819
33	50.141	1:29.969	33	57.206	1:30.138	33	13.429	1:46.877	33	6.906	1:43.574	33	14.038	1:29.986
31	50.813	1:30.127	31	57.770	1:30.030	31	14.389	1:47.273	31	8.075	1:43.783	31	15.113	1:29.892
93	52.014	1:29.961	93	58.950	1:30.009	93	15.304	1:47.008	93	9.011	1:43.804	93	16.149	1:29.992
20	52.722	1:29.798	35	1:02.695	1:31.887	35	15.877	1:43.836	20	10.278	1:42.809	20	16.977	1:29.553
35	53.881	1:30.467	4	1:02.917	1:31.913	4	17.010	1:44.747	35	11.442	1:45.662	35	18.977	1:30.389
4	54.077	1:30.195	79	1:03.607	1:31.970	79	17.410	1:44.457	4	12.162	1:45.249	4	19.265	1:29.957
79	54.710	1:30.370	20	1:03.832	1:34.183	20	17.566	1:44.388	79	12.537	1:45.224	79	19.543	1:29.860
10	55.829	1:30.836	10	1:05.164	1:32.408	10	19.093	1:44.583	10	13.643	1:44.647	10	21.416	1:30.627
42	59.752	1:31.604	42	1:08.075	1:31.396	42	19.765	1:42.344	42	14.752	1:45.084	42	23.059	1:31.161
65	1:00.123	1:30.498	65	1:08.407	1:31.357	65	20.678	1:42.925	65	15.486	1:44.905	65	23.682	1:31.050

Car 5 Transponder still NOT Working

Weather / Track : Cloudy / Dry

www.tsl-timing.com

Donington National  
Circuit Length = 1.9573 miles  
Start: 09:03 End: 09:25



# Mini Challenge

## RACE 6 - LAP CHART

Lap 11			Lap 12			Lap 13			Lap 14		
No	Behind	Laptime	No	Behind	Laptime	No	Behind	Laptime	No	Behind	Laptime
6		1:22.809	6		1:22.876	6		1:22.949	6		1:23.041
99	0.845	1:22.624	99	0.770	1:22.801	99	0.732	1:22.911	99	0.608	1:22.917
30	3.742	1:24.650	30	3.935	1:23.069	30	4.180	1:23.194	30	4.443	1:23.304
12	3.872	1:24.000	12	4.708	1:23.712	2	4.921	1:23.050	2	4.731	1:22.851
2	4.193	1:23.807	2	4.820	1:23.503	12	5.580	1:23.821	12	6.489	1:23.950
9	4.743	1:26.150	23	7.414	1:25.082	23	8.453	1:23.988	23	9.297	1:23.885
8	5.110	1:23.933	5	8.133	1:24.367	8	9.475	1:23.732	8	10.312	1:23.878
23	5.208	1:25.209	8	8.692	1:26.458	66	10.821	1:24.427	66	12.009	1:24.229
66	5.452	1:23.837	9	9.074	1:27.207	69	11.892	1:25.051	69	13.814	1:24.963
5	6.642	1:24.051	66	9.343	1:26.767	9	12.192	1:26.067	9	14.441	1:25.290
16	7.439	1:23.894	69	9.790	1:25.048	51	14.146	1:26.531	51	15.415	1:24.310
69	7.618	1:24.812	16	10.230	1:25.667	16	15.226	1:27.945	16	24.051	1:31.866
51	8.446	1:24.138	51	10.564	1:24.994	5	21.704	1:36.520	5	24.280	1:25.617
33	21.356	1:30.127	33	28.920	1:30.440	33	36.093	1:30.122	33	43.832	1:30.780
31	22.222	1:29.918	31	29.727	1:30.381	31	39.357	1:32.579	31	47.917	1:31.601
93	23.423	1:30.083	93	30.656	1:30.109	20	39.804	1:31.519	20	48.208	1:31.445
20	23.785	1:29.617	20	31.234	1:30.325	4	42.568	1:31.477	4	51.392	1:31.865
35	26.286	1:30.118	35	33.811	1:30.401	79	42.702	1:31.279	79	51.601	1:31.940
4	27.154	1:30.698	4	34.040	1:29.762	35	42.852	1:31.990	35	51.986	1:32.175
79	27.445	1:30.711	79	34.372	1:29.803	10	45.992	1:31.254	10	54.102	1:31.151
10	29.489	1:30.882	10	37.687	1:31.074	42	48.820	1:31.298	42	58.436	1:32.657
42	32.099	1:31.849	42	40.471	1:31.248	65	49.313	1:31.107	65	58.835	1:32.563
65	32.663	1:31.790	65	41.155	1:31.368						

Car 5 Transponder still NOT Working

Weather / Track : Cloudy / Dry

www.tsl-timing.com

Page 3 of 3

Donington National  
Circuit Length = 1.9573 miles  
Start: 09:03 End: 09:25

Printed - 09.27 Sunday, 03 August 2008

# Mini Challenge

## RACE 12 - GRID

ROW 14	1:42.788 18 Nina-jo ATKINSON	
ROW 13	1:38.582 42 Dawn BOYD	1:40.222 65 Jason RICHARDSON
ROW 12	1:38.229 31 Keith ISSATT	1:38.436 35 Josh WADDINGTON
ROW 11	1:37.437 10 Michelle NIXON	1:37.932 19 Sarah PARSONS
ROW 10	1:37.049 93 Joel WROE-JOHNSON	1:37.304 79 Aston BLAKE
ROW 9	1:36.847 4 Anthony WILLIAMS	1:36.986 33 Craig DAWSON
ROW 8	1:34.571 51 Richard MILLER	1:36.131 20 Graham PARSONS
ROW 7	1:34.189 8 Andrew BAILEY	1:34.248 99 Andy BEEVER
ROW 6	1:32.991 16 Mark DRURY	1:33.037 23 Chris PANAYIOTOU
ROW 5	1:32.800 14 Shaun KING	1:32.852 66 Steven LIQUORISH
ROW 4	1:32.454 30 Martin DEPPER	1:32.755 5 Stewart LINES
ROW 3	1:32.024 7 Arthur FORSTER	1:32.216 9 James WILLIAMS
ROW 2	1:31.511 2 Gary KOUNNIS	1:31.667 69 Ant SCRAGG
ROW 1	1:30.972 6 Jake PACKUN	1:31.314 12 Jack STANFORD

**Pole**

Donington National  
Circuit Length = 1.9573 miles

**These results are provisional until the conclusion of any judicial and technical matters.**

Clerk of Course :

Timekeeper :

# Mini Challenge

## RACE 12 - CLASSIFICATION

POS	NO	CL	NAME	ENTRY	LAPS	TIME	GAP	DIFF	MPH	BEST	ON
1	12	S	Jack STANFORD	Mini Cooper S	15	20:41.012			85.16	1:22.113	2
2	6	S	Jake PACKUN	Mini Cooper S	15	20:44.191	3.179	3.179	84.94	1:22.205	2
3	69	S	Ant SCRAGG	Mini Cooper S	15	20:56.975	15.963	12.784	84.08	1:23.393	8
4	99	S	Andy BEEVER	Mini Cooper S	15	20:58.888	17.876	1.913	83.95	1:23.012	10
5	30	S	Martin DEPPEP	Mini Cooper S	15	20:59.165	18.153	0.277	83.93	1:23.133	6
6	14	S	Shaun KING	Mini Cooper S	15	21:02.113	21.101	2.948	83.74	1:23.115	14
7	5	S	Stewart LINES	Mini Cooper S	15	21:07.092	26.080	4.979	83.41	1:23.681	12
8	66	S	Steven LIQUORISH	Mini Cooper S	15	21:08.950	27.938	1.858	83.29	1:23.529	12
9	9	S	James WILLIAMS	Mini Cooper S	15	21:14.449	33.437	5.499	82.93	1:23.746	11
10	2	S	Gary KOUNNIS	Mini Cooper S	15	21:14.610	33.598	0.161	82.92	1:22.940	12
11	23	S	Chris PANAYIOTOU	Mini Cooper S	15	21:14.767	33.755	0.157	82.91	1:23.796	7
12	8	S	Andrew BAILEY	Mini Cooper S	15	21:17.181	36.169	2.414	82.75	1:23.622	4
13	16	S	Mark DRURY	Mini Cooper S	15	21:29.000	47.988	11.819	81.99	1:24.218	7
14	51	S	Richard MILLER	Mini Cooper S	15	21:29.920	48.908	0.920	81.93	1:24.028	7
15	33	CL	Craig DAWSON	Mini Cooper	14	21:08.763	1 lap	1 lap	77.74	1:29.847	10
16	20	CL	Graham PARSONS	Mini Cooper	14	21:13.179	1 lap	4.416	77.47	1:29.691	7
17	35	CL	Josh WADDINGTON	Mini Cooper	14	21:18.034	1 lap	4.855	77.18	1:30.183	12
18	4	CL	Anthony WILLIAMS	Mini Cooper	14	21:18.318	1 lap	0.284	77.16	1:30.152	4
19	79	CL	Aston BLAKE	Mini Cooper	14	21:25.581	1 lap	7.263	76.73	1:30.547	7
20	93	CL	Joel WROE-JOHNSON	Mini Cooper	14	21:26.009	1 lap	0.428	76.70	1:30.374	4
21	42	CL	Dawn BOYD	Mini Cooper	14	21:32.298	1 lap	6.289	76.33	1:30.966	11
22	10	CL	Michelle NIXON	Mini Cooper	14	21:33.232	1 lap	0.934	76.27	1:31.086	7
23	65	CL	Jason RICHARDSON	Mini Cooper	14	21:44.581	1 lap	11.349	75.61	1:31.460	13
24	31	CL	Keith ISSATT	Mini Cooper	13	22:24.578	2 laps	1 lap	68.12	1:30.401	5

NOT CLASSIFIED

DNF	18	CL	Nina-jo ATKINSON	Mini Cooper	1	1:51.149	14 laps	12 laps	63.39
-----	----	----	------------------	-------------	---	----------	---------	---------	-------

FASTEST LAP

12	S	Jack STANFORD	Mini Cooper S	2	1:22.113	85.81 mph	138.09 kph
20	CL	Graham PARSONS	Mini Cooper	7	1:29.691	78.56 mph	126.43 kph

Weather / Track : Cloudy / Dry

These results are provisional until the conclusion of any judicial and technical matters.

Donington National  
Circuit Length = 1.9573 miles  
Start: 13:47 End: 14:10

Clerk of Course :	Timekeeper :
-------------------	--------------

# Mini Challenge

## RACE 12 - LAP CHART

Lap 1			Lap 2			Lap 3			Lap 4			Lap 5		
No	Behind	Laptime	No	Behind	Laptime	No	Behind	Laptime	No	Behind	Laptime	No	Behind	Laptime
12		1:23.928	12		1:22.113	12		1:22.288	12		1:22.673	12		1:22.807
6	0.104	1:24.032	6	0.196	1:22.205	6	0.346	1:22.438	6	0.538	1:22.865	6	0.425	1:22.694
69	0.632	1:24.560	69	2.098	1:23.579	69	3.481	1:23.671	69	4.269	1:23.461	69	5.053	1:23.591
9	1.999	1:25.927	30	4.581	1:24.380	99	6.906	1:24.204	99	7.601	1:23.368	99	8.144	1:23.350
30	2.314	1:26.242	9	4.741	1:24.855	30	7.216	1:24.923	30	7.945	1:23.402	30	8.744	1:23.606
99	3.447	1:27.375	99	4.990	1:23.656	66	8.094	1:24.224	9	10.097	1:24.469	5	11.315	1:23.723
5	3.729	1:27.657	66	6.158	1:24.240	9	8.301	1:25.848	5	10.399	1:24.176	9	11.673	1:24.383
66	4.031	1:27.959	5	7.325	1:25.709	5	8.896	1:23.859	66	11.055	1:25.634	14	12.425	1:23.740
8	4.511	1:28.439	8	8.171	1:25.773	14	10.519	1:24.591	14	11.492	1:23.646	66	13.064	1:24.816
2	4.764	1:28.692	14	8.216	1:25.318	8	11.094	1:25.211	8	12.043	1:23.622	8	13.542	1:24.306
14	5.011	1:28.939	23	8.333	1:25.142	23	11.301	1:25.256	23	12.788	1:24.160	2	13.784	1:23.586
23	5.304	1:29.232	2	8.461	1:25.810	2	11.550	1:25.377	2	13.005	1:24.128	23	14.149	1:24.168
16	11.773	1:35.701	16	15.453	1:25.793	16	17.988	1:24.823	16	19.633	1:24.318	16	21.418	1:24.592
33	11.894	1:35.822	51	16.533	1:26.251	51	18.684	1:24.439	51	20.389	1:24.378	51	21.775	1:24.193
4	12.375	1:36.303	33	19.971	1:30.190	33	27.873	1:30.190	33	35.559	1:30.359	33	43.173	1:30.421
51	12.395	1:36.323	20	21.989	1:31.315	20	29.928	1:30.227	20	37.394	1:30.139	20	44.965	1:30.378
20	12.787	1:36.715	4	22.674	1:32.412	35	31.859	1:31.156	35	39.854	1:30.668	4	48.418	1:31.234
79	13.491	1:37.419	35	22.991	1:30.701	79	32.227	1:31.109	4	39.991	1:30.152	35	48.731	1:31.684
93	14.089	1:38.017	79	23.406	1:32.028	4	32.512	1:32.126	79	40.542	1:30.988	79	48.925	1:31.190
31	14.198	1:38.126	93	24.151	1:32.175	31	33.137	1:31.020	31	41.573	1:31.109	31	49.167	1:30.401
35	14.403	1:38.331	31	24.405	1:32.320	93	34.153	1:32.290	93	41.854	1:30.374	93	49.475	1:30.428
10	14.677	1:38.605	10	24.724	1:32.160	10	34.685	1:32.249	10	43.114	1:31.102	10	51.465	1:31.158
42	15.272	1:39.200	42	25.388	1:32.229	42	35.646	1:32.546	42	44.816	1:31.843	42	53.295	1:31.286
65	16.127	1:40.055	65	27.142	1:33.128	65	37.788	1:32.934	65	48.217	1:33.102	65	57.799	1:32.389
18	27.221	1:51.149 P												

# Mini Challenge

## RACE 12 - LAP CHART

Lap 6			Lap 7			Lap 8			Lap 9			Lap 10		
No	Behind	Laptime	No	Behind	Laptime	No	Behind	Laptime	No	Behind	Laptime	No	Behind	Laptime
12		1:22.475	12		1:22.522	12		1:22.683	12		1:22.628	12		1:22.921
6	0.488	1:22.538	6	0.756	1:22.790	6	0.695	1:22.622	6	0.864	1:22.797	6	1.693	1:23.750
69	6.222	1:23.644	69	7.317	1:23.617	69	8.027	1:23.393	65	1 LAP	1:32.176	79	1 LAP	1:31.644
99	9.110	1:23.441	99	9.669	1:23.081	99	10.580	1:23.594	69	9.065	1:23.666	93	1 LAP	1:31.976
30	9.402	1:23.133	30	10.028	1:23.148	30	10.981	1:23.636	99	11.229	1:23.277	10	1 LAP	1:31.774
5	12.672	1:23.832	5	14.142	1:23.992	5	15.877	1:24.418	30	11.635	1:23.282	42	1 LAP	1:31.966
9	13.532	1:24.334	14	15.315	1:23.889	14	16.043	1:23.411	14	17.698	1:24.283	69	9.919	1:23.775
14	13.948	1:23.998	9	15.631	1:24.621	9	17.770	1:24.822	5	18.032	1:24.783	99	11.320	1:23.012
66	14.370	1:23.781	66	15.800	1:23.952	66	17.959	1:24.842	66	20.690	1:25.359	30	11.913	1:23.199
8	14.890	1:23.823	8	16.379	1:24.011	2	18.273	1:24.344	9	20.963	1:25.821	65	1 LAP	1:33.952
2	15.183	1:23.874	2	16.612	1:23.951	8	18.816	1:25.120	8	22.205	1:26.017	14	18.472	1:23.695
23	15.523	1:23.849	23	16.797	1:23.796	23	18.947	1:24.833	2	22.455	1:26.810	5	19.351	1:24.240
16	23.215	1:24.272	16	24.911	1:24.218	16	28.141	1:25.913	23	22.612	1:26.293	66	22.016	1:24.247
51	23.882	1:24.582	51	25.388	1:24.028	51	28.496	1:25.791	51	32.725	1:26.857	9	22.352	1:24.310
33	50.816	1:30.118	33	58.694	1:30.400	31	1 LAP	2:19.100 P	16	33.176	1:27.663	2	23.873	1:24.339
20	52.520	1:30.030	20	59.689	1:29.691	33	1:06.216	1:30.205	33	1:13.821	1:30.233	23	24.478	1:24.787
35	57.103	1:30.847	35	1:04.992	1:30.411	20	1:07.070	1:30.064	20	1:14.594	1:30.152	8	26.878	1:27.594
4	57.500	1:31.557	4	1:05.404	1:30.426	35	1:12.844	1:30.535	35	1:20.758	1:30.542	31	2 LAPS	2:46.909
93	58.392	1:31.392	93	1:06.935	1:31.065	4	1:13.420	1:30.699	4	1:21.126	1:30.334	16	36.138	1:25.883
79	59.326	1:32.876	79	1:07.351	1:30.547	93	1:16.197	1:31.945				51	36.756	1:26.952
31	59.347	1:32.655	10	1:08.815	1:31.086	79	1:16.354	1:31.686				33	1:20.747	1:29.847
10	1:00.251	1:31.261	42	1:11.286	1:31.352	10	1:17.240	1:31.108				20	1:21.374	1:29.701
42	1:02.456	1:31.636	65	1:18.355	1:32.625	42	1:20.087	1:31.484						
65	1:08.252	1:32.928												

# Mini Challenge

## RACE 12 - LAP CHART

Lap 11			Lap 12			Lap 13			Lap 14			Lap 15		
No	Behind	Laptime	No	Behind	Laptime	No	Behind	Laptime	No	Behind	Laptime	No	Behind	Laptime
12		1:22.997	12		1:22.965	12		1:22.586	12		1:22.430	12		1:22.996
6	1.918	1:23.222	6	2.266	1:23.313	6	2.539	1:22.859	6	3.289	1:23.180	6	3.179	1:22.886
35	1 LAP	1:30.861	33	1 LAP	1:30.069	33	1 LAP	1:30.206	69	14.999	1:24.315	69	15.963	1:23.960
4	1 LAP	1:30.923	20	1 LAP	1:30.091	20	1 LAP	1:30.192	99	17.322	1:24.272	99	17.876	1:23.550
79	1 LAP	1:30.742	69	11.753	1:23.920	69	13.114	1:23.947	30	17.839	1:24.551	30	18.153	1:23.310
93	1 LAP	1:30.944	99	13.139	1:24.312	99	15.480	1:24.927	33	1 LAP	1:30.496	14	21.101	1:23.324
69	10.798	1:23.876	35	1 LAP	1:30.626	30	15.718	1:24.542	14	20.773	1:23.115	5	26.080	1:24.456
10	1 LAP	1:31.112	30	13.762	1:23.911	14	20.088	1:23.619	20	1 LAP	1:31.422	33	1 LAP	1:30.207
99	11.792	1:23.469	4	1 LAP	1:30.597	35	1 LAP	1:30.183	5	24.620	1:24.266	66	27.938	1:23.627
30	12.816	1:23.900	79	1 LAP	1:30.623	4	1 LAP	1:30.301	66	27.307	1:24.274	20	1 LAP	1:33.062
42	1 LAP	1:31.971	93	1 LAP	1:30.645	5	22.784	1:24.170	35	1 LAP	1:30.516	9	33.437	1:25.442
14	18.784	1:23.309	14	19.055	1:23.236	66	25.463	1:24.612	4	1 LAP	1:30.409	2	33.598	1:24.589
5	20.484	1:24.130	10	1 LAP	1:32.230	79	1 LAP	1:32.161	9	30.991	1:25.285	23	33.755	1:24.489
66	22.873	1:23.854	5	21.200	1:23.681	2	28.030	1:26.371	2	32.005	1:26.405	8	36.169	1:25.207
9	23.101	1:23.746	66	23.437	1:23.529	9	28.136	1:26.713	23	32.262	1:26.264	35	1 LAP	1:30.973
2	24.270	1:23.394	42	1 LAP	1:30.966	93	1 LAP	1:32.720	8	33.958	1:24.446	4	1 LAP	1:30.845
23	25.513	1:24.032	9	24.009	1:23.873	23	28.428	1:24.642	79	1 LAP	1:31.615	79	1 LAP	1:30.953
65	1 LAP	1:32.308	2	24.245	1:22.940	10	1 LAP	1:32.856	93	1 LAP	1:31.584	93	1 LAP	1:30.454
8	28.407	1:24.526	23	26.372	1:23.824	8	31.942	1:24.033	42	1 LAP	1:32.214	16	47.988	1:24.224
51	38.146	1:24.387	8	30.495	1:25.053	42	1 LAP	1:31.121	10	1 LAP	1:33.214	51	48.908	1:24.598
16	38.459	1:25.318	65	1 LAP	1:33.053	16	44.215	1:24.930	16	46.760	1:24.975	42	1 LAP	1:32.484
31	2 LAPS	1:33.668	51	41.638	1:26.457	51	44.828	1:25.776	51	47.306	1:24.908	10	1 LAP	1:33.317
			16	41.871	1:26.377	65	1 LAP	1:32.647	65	1 LAP	1:31.460	65	1 LAP	1:31.824
			31	2 LAPS	1:32.266	31	2 LAPS	1:31.364	31	2 LAPS	1:31.482	31	2 LAPS	1:54.158

Donington National  
 Circuit Length = 1.9573 miles  
 Start: 13:47 End: 14:10

Weather / Track : Cloudy / Dry

**DUNLOP Radical UK Cup**  
**QUALIFYING - RACE 7/14 - CLASSIFICATION**

POS	NO	CL	NAME	ENTRY	TIME	ON	LAPS	GAP	DIFF	MPH
1	88	MA	WOODWARD/KAISER	Radical SR8	1:03.859	12	19			110.33
2	2	MA	JOHNSTON/MOSELEY	Radical SR8	1:04.272	13	23	0.413	0.413	109.62
3	27	MA	JACKSON/JACKSON	Radical SR8	1:04.734	17	21	0.875	0.462	108.84
4	96	MA	EL-AKABI/VERGERS	Radical SR8	1:04.850	19	22	0.991	0.116	108.65
5	7	MA	STANLEY/SWIFT	Radical SR8	1:05.732	20	20	1.873	0.882	107.19
6	5	MA	HALL/OSBORN	Radical SR8	1:07.371	16	19	3.512	1.639	104.58
7	1	SS	LADIMAN/KAPADIA	Radical SR3	1:07.458	14	19	3.599	0.087	104.45
8	30	MA	Bob GEORGE	Radical SR8	1:07.619	20	24	3.760	0.161	104.20
9	46	SS	FERGUSON/ALLEN	Radical SR3	1:07.988	12	16	4.129	0.369	103.63
10	69	SS	DOLAN/HANCOCK	Radical SR3	1:08.169	17	20	4.310	0.181	103.36
11	71	SS	Jamie PATTERSON	Radical PR6	1:08.206	17	18	4.347	0.037	103.30
12	26	SS	FERGUSON/REDWOOD	Radical SR3	1:09.202	19	22	5.343	0.996	101.81
13	20	SS	ASPINALL/SOUTHGATE	Radical Pro	1:10.206	13	14	6.347	1.004	100.36
14	38	MA	Richard FEARNIS	Radical SR8	1:10.530	10	10	6.671	0.324	99.90
15	77	SS	David HARRISON	Radical SR3	1:11.007	20	20	7.148	0.477	99.23
16	28	MA	J JACKSON/JACKSON	Radical SR8	1:11.453	6	9	7.594	0.446	98.61
17	21	SS	MEDEIROS/LAUGHRAN	Radical SR3	1:13.100	22	22	9.241	1.647	96.39
18	22	SS	Ian SIMMONDS	Radical SR3	1:13.474	20	21	9.615	0.374	95.89
19	10	SS	Paul STEELE	Radical SR3	1:16.634	6	11	12.775	3.160	91.94
20	14	SS	BROMILEY/WHELDON	Radical SR3	1:17.472	3	4	13.613	0.838	90.95
21	37	SS	Bill HENDERSON	Radical SR3	1:17.533	15	16	13.674	0.061	90.87

Weather / Track : Cloudy / Dry

These results are provisional until the conclusion of any judicial and technical matters.

Donington National  
 Circuit Length = 1.9573 miles  
 Start: 10:03 End: 10:34

Clerk of Course :	Timekeeper :
-------------------	--------------

# DUNLOP Radical UK Cup

## QUALIFYING - RACE 7/14 - LAP ANALYSIS

<b>1</b>	<b>LADIMAN/KAPADIA</b>						<b>Radical SR3</b>		
1 -	1:33.415 P	+ 25.957	10:05:56.354	11 -	1:10.982	+ 3.524	10:23:59.475		
2 -	4:09.109	+ 3:01.651	10:10:05.463	12 -	1:08.236	+ 0.778	10:25:07.711		
3 -	1:22.964	+ 15.506	10:11:28.427	13 -	1:08.594	+ 1.136	10:26:16.305		
4 -	1:15.227	+ 7.769	10:12:43.654	14 -	<b>1:07.458</b>		<b>10:27:23.763</b>		
5 -	1:12.875	+ 5.417	10:13:56.529	15 -	1:09.181	+ 1.723	10:28:32.944		
6 -	1:11.871	+ 4.413	10:15:08.400	16 -	1:08.248	+ 0.790	10:29:41.192		
7 -	1:14.457 P	+ 6.999	10:16:22.857	17 -	1:08.773	+ 1.315	10:30:49.965		
8 -	3:59.746	+ 2:52.288	10:20:22.603	18 -	1:07.804	+ 0.346	10:31:57.769		
9 -	1:09.567	+ 2.109	10:21:32.170	19 -	1:11.110	+ 3.652	10:33:08.879		
10 -	1:16.323	+ 8.865	10:22:48.493						
<b>2</b>	<b>JOHNSTON/MOSELEY</b>						<b>Radical SR8</b>		
1 -	1:15.536 P	+ 11.264	10:04:43.948	13 -	<b>1:04.272</b>		<b>10:22:57.223</b>		
2 -	3:17.500	+ 2:13.228	10:08:01.448	14 -	1:05.573	+ 1.301	10:24:02.796		
3 -	1:12.372	+ 8.100	10:09:13.820	15 -	1:06.753	+ 2.481	10:25:09.549		
4 -	1:10.874	+ 6.602	10:10:24.694	16 -	1:06.163	+ 1.891	10:26:15.712		
5 -	1:11.883	+ 7.611	10:11:36.577	17 -	1:04.464	+ 0.192	10:27:20.176		
6 -	1:09.134	+ 4.862	10:12:45.711	18 -	1:07.992	+ 3.720	10:28:28.168		
7 -	1:08.592	+ 4.320	10:13:54.303	19 -	1:06.435	+ 2.163	10:29:34.603		
8 -	1:45.514	+ 41.242	10:15:39.817	20 -	1:04.372	+ 0.100	10:30:38.975		
9 -	1:11.049 P	+ 6.777	10:16:50.866	21 -	1:05.375	+ 1.103	10:31:44.350		
10 -	2:49.675	+ 1:45.403	10:19:40.541	22 -	1:11.890	+ 7.618	10:32:56.240		
11 -	1:07.634	+ 3.362	10:20:48.175	23 -	1:08.600	+ 4.328	10:34:04.840		
12 -	1:04.776	+ 0.504	10:21:52.951						
<b>5</b>	<b>HALL/OSBORN</b>						<b>Radical SR8</b>		
1 -	1:34.797	+ 27.426	10:05:26.450	11 -	1:15.590	+ 8.219	10:20:20.471		
2 -	1:29.627	+ 22.256	10:06:56.077	12 -	1:08.973	+ 1.602	10:21:29.444		
3 -	1:26.242	+ 18.871	10:08:22.319	13 -	1:10.268	+ 2.897	10:22:39.712		
4 -	1:26.364	+ 18.993	10:09:48.683	14 -	1:08.069	+ 0.698	10:23:47.781		
5 -	1:21.066	+ 13.695	10:11:09.749	15 -	1:09.317	+ 1.946	10:24:57.098		
6 -	1:19.019	+ 11.648	10:12:28.768	16 -	<b>1:07.371</b>		<b>10:26:04.469</b>		
7 -	1:19.747 P	+ 12.376	10:13:48.515	17 -	1:08.454	+ 1.083	10:27:12.923		
8 -	2:53.845	+ 1:46.474	10:16:42.360	18 -	1:08.244	+ 0.873	10:28:21.167		
9 -	1:11.681	+ 4.310	10:17:54.041	19 -	1:20.153 P	+ 12.782	10:29:41.320		
10 -	1:10.840	+ 3.469	10:19:04.881						
<b>7</b>	<b>STANLEY/SWIFT</b>						<b>Radical SR8</b>		
1 -	1:42.645	+ 36.913	10:05:45.917	11 -	1:07.809	+ 2.077	10:22:05.939		
2 -	1:24.072	+ 18.340	10:07:09.989	12 -	1:06.672	+ 0.940	10:23:12.611		
3 -	1:20.248	+ 14.516	10:08:30.237	13 -	1:06.292	+ 0.560	10:24:18.903		
4 -	1:22.040	+ 16.308	10:09:52.277	14 -	1:10.808	+ 5.076	10:25:29.711		
5 -	1:58.125 P	+ 52.393	10:11:50.402	15 -	1:07.034	+ 1.302	10:26:36.745		
6 -	2:19.661	+ 1:13.929	10:14:10.063	16 -	1:06.095	+ 0.363	10:27:42.840		
7 -	1:19.737 P	+ 14.005	10:15:29.800	17 -	1:10.882	+ 5.150	10:28:53.722		
8 -	3:07.327	+ 2:01.595	10:18:37.127	18 -	2:10.060	+ 1:04.328	10:31:03.782		
9 -	1:09.745	+ 4.013	10:19:46.872	19 -	1:15.607	+ 9.875	10:32:19.389		
10 -	1:11.258	+ 5.526	10:20:58.130	20 -	<b>1:05.732</b>		<b>10:33:25.121</b>		
<b>10</b>	<b>Paul STEELE</b>						<b>Radical SR3</b>		
1 -	1:27.165	+ 10.531	10:05:24.154	7 -	1:18.798	+ 2.164	10:13:19.195		
2 -	1:26.318	+ 9.684	10:06:50.472	8 -	1:16.817	+ 0.183	10:14:36.012		
3 -	1:18.654	+ 2.020	10:08:09.126	9 -	1:17.530	+ 0.896	10:15:53.542		
4 -	1:17.919	+ 1.285	10:09:27.045	10 -	1:17.318	+ 0.684	10:17:10.860		
5 -	1:16.718	+ 0.084	10:10:43.763	11 -	1:24.532 P	+ 7.898	10:18:35.392		
6 -	<b>1:16.634</b>		<b>10:12:00.397</b>						
<b>14</b>	<b>BROMILEY/WHELDON</b>						<b>Radical SR3</b>		
1 -	1:35.822 P	+ 18.350	10:05:24.589	3 -	<b>1:17.472</b>		<b>10:10:21.001</b>		
2 -	3:38.940	+ 2:21.468	10:09:03.529	4 -	1:31.588 P	+ 14.116	10:11:52.589		

Weather / Track : Cloudy / Dry



# DUNLOP Radical UK Cup

## QUALIFYING - RACE 7/14 - LAP ANALYSIS

20		ASPINALL/SOUTHGATE		Radical Pro			
1 -	1:27.437	+ 17.231	10:05:10.548	8 -	3:59.134	+ 2:48.928	10:17:53.325
2 -	1:20.594	+ 10.388	10:06:31.142	9 -	1:16.084	+ 5.878	10:19:09.409
3 -	1:18.373	+ 8.167	10:07:49.515	10 -	1:21.606	+ 11.400	10:20:31.015
4 -	1:21.655 P	+ 11.449	10:09:11.170	11 -	1:11.881	+ 1.675	10:21:42.896
5 -	2:03.731	+ 53.525	10:11:14.901	12 -	1:10.454	+ 0.248	10:22:53.350
6 -	1:19.428	+ 9.222	10:12:34.329	13 -	<b>1:10.206</b>		<b>10:24:03.556</b>
7 -	1:19.862 P	+ 9.656	10:13:54.191	14 -	1:13.641 P	+ 3.435	10:25:17.197
21		MEDEIROS/LAUGHRAN		Radical SR3			
1 -	1:26.952	+ 13.852	10:05:07.307	12 -	1:16.640	+ 3.540	10:21:24.693
2 -	1:20.255	+ 7.155	10:06:27.562	13 -	1:16.016	+ 2.916	10:22:40.709
3 -	1:21.248	+ 8.148	10:07:48.810	14 -	1:20.131	+ 7.031	10:24:00.840
4 -	1:20.360	+ 7.260	10:09:09.170	15 -	1:15.359	+ 2.259	10:25:16.199
5 -	1:14.445	+ 1.345	10:10:23.615	16 -	1:13.994	+ 0.894	10:26:30.193
6 -	1:13.558	+ 0.458	10:11:37.173	17 -	1:13.660	+ 0.560	10:27:43.853
7 -	1:13.483	+ 0.383	10:12:50.656	18 -	1:15.048	+ 1.948	10:28:58.901
8 -	1:14.361	+ 1.261	10:14:05.017	19 -	1:17.709	+ 4.609	10:30:16.610
9 -	1:19.607 P	+ 6.507	10:15:24.624	20 -	1:14.545	+ 1.445	10:31:31.155
10 -	3:25.047	+ 2:11.947	10:18:49.671	21 -	1:14.803	+ 1.703	10:32:45.958
11 -	1:18.382	+ 5.282	10:20:08.053	22 -	<b>1:13.100</b>		<b>10:33:59.058</b>
22		Ian SIMMONDS		Radical SR3			
1 -	1:28.791	+ 15.317	10:05:04.454	12 -	1:15.014	+ 1.540	10:22:07.543
2 -	1:22.654	+ 9.180	10:06:27.108	13 -	1:20.083	+ 6.609	10:23:27.626
3 -	1:20.313	+ 6.839	10:07:47.421	14 -	1:15.824	+ 2.350	10:24:43.450
4 -	1:22.262	+ 8.788	10:09:09.683	15 -	1:14.186	+ 0.712	10:25:57.636
5 -	1:22.961 P	+ 9.487	10:10:32.644	16 -	1:20.042	+ 6.568	10:27:17.678
6 -	3:48.474	+ 2:35.000	10:14:21.118	17 -	1:19.516	+ 6.042	10:28:37.194
7 -	1:20.928	+ 7.454	10:15:42.046	18 -	1:15.309	+ 1.835	10:29:52.503
8 -	1:17.304	+ 3.830	10:16:59.350	19 -	1:15.762	+ 2.288	10:31:08.265
9 -	1:17.731	+ 4.257	10:18:17.081	20 -	<b>1:13.474</b>		<b>10:32:21.739</b>
10 -	1:17.992	+ 4.518	10:19:35.073	21 -	1:24.174 P	+ 10.700	10:33:45.913
11 -	1:17.456	+ 3.982	10:20:52.529				
26		FERGUSON/REDWOOD		Radical SR3			
1 -	1:42.518	+ 33.316	10:05:24.095	12 -	1:10.842	+ 1.640	10:22:08.429
2 -	1:30.021	+ 20.819	10:06:54.116	13 -	1:09.793	+ 0.591	10:23:18.222
3 -	1:32.000	+ 22.798	10:08:26.116	14 -	1:10.100	+ 0.898	10:24:28.322
4 -	1:36.753	+ 27.551	10:10:02.869	15 -	1:10.582	+ 1.380	10:25:38.904
5 -	1:21.626	+ 12.424	10:11:24.495	16 -	1:11.719	+ 2.517	10:26:50.623
6 -	1:18.828	+ 9.626	10:12:43.323	17 -	1:18.811	+ 9.609	10:28:09.434
7 -	1:19.593	+ 10.391	10:14:02.916	18 -	1:09.245	+ 0.043	10:29:18.679
8 -	1:16.993	+ 7.791	10:15:19.909	19 -	<b>1:09.202</b>		<b>10:30:27.881</b>
9 -	1:16.326 P	+ 7.124	10:16:36.235	20 -	1:09.349	+ 0.147	10:31:37.230
10 -	3:07.988	+ 1:58.786	10:19:44.223	21 -	1:09.299	+ 0.097	10:32:46.529
11 -	1:13.364	+ 4.162	10:20:57.587	22 -	1:22.925 P	+ 13.723	10:34:09.454
27		JACKSON/JACKSON		Radical SR8			
1 -	1:26.399	+ 21.665	10:05:11.214	12 -	1:20.763 P	+ 16.029	10:21:01.135
2 -	1:19.082	+ 14.348	10:06:30.296	13 -	2:47.707	+ 1:42.973	10:23:48.842
3 -	1:15.443	+ 10.709	10:07:45.739	14 -	1:07.542	+ 2.808	10:24:56.384
4 -	1:13.194	+ 8.460	10:08:58.933	15 -	1:04.973	+ 0.239	10:26:01.357
5 -	1:10.331	+ 5.597	10:10:09.264	16 -	1:09.498	+ 4.764	10:27:10.855
6 -	1:15.657 P	+ 10.923	10:11:24.921	17 -	<b>1:04.734</b>		<b>10:28:15.589</b>
7 -	3:08.046	+ 2:03.312	10:14:32.967	18 -	1:13.552	+ 8.818	10:29:29.141
8 -	1:19.428	+ 14.694	10:15:52.395	19 -	1:04.765	+ 0.031	10:30:33.906
9 -	1:17.121	+ 12.387	10:17:09.516	20 -	1:14.179 P	+ 9.445	10:31:48.085
10 -	1:14.984	+ 10.250	10:18:24.500	21 -	2:30.546 P	+ 1:25.812	10:34:18.631
11 -	1:15.872	+ 11.138	10:19:40.372				
28		J JACKSON/JACKSON		Radical SR8			
1 -	1:36.072	+ 24.619	10:05:23.141	6 -	<b>1:11.453</b>		<b>10:15:44.705</b>
2 -	1:30.178	+ 18.725	10:06:53.319	7 -	1:11.615	+ 0.162	10:16:56.320

Donington National  
Circuit Length = 1.9573 miles  
Start: 10:03 End: 10:34

Weather / Track : Cloudy / Dry

# DUNLOP Radical UK Cup

## QUALIFYING - RACE 7/14 - LAP ANALYSIS

3 -	1:28.704	+ 17.251	10:08:22.023	8 -	1:10.402 P	+ -1.051	10:18:06.722
4 -	1:30.739 P	+ 19.286	10:09:52.762	9 -	2:20.452 P	+ 1:08.999	10:20:27.174
5 -	4:40.490	+ 3:29.037	10:14:33.252				
<b>30</b>	<b>Bob GEORGE</b>			<b>Radical SR8</b>			
1 -	1:33.932	+ 26.313	10:05:46.742	13 -	1:13.819	+ 6.200	10:21:01.214
2 -	1:23.632	+ 16.013	10:07:10.374	14 -	1:11.872	+ 4.253	10:22:13.086
3 -	1:20.814	+ 13.195	10:08:31.188	15 -	1:11.429	+ 3.810	10:23:24.515
4 -	1:21.421	+ 13.802	10:09:52.609	16 -	1:11.980	+ 4.361	10:24:36.495
5 -	1:17.409	+ 9.790	10:11:10.018	17 -	1:10.110	+ 2.491	10:25:46.605
6 -	1:14.097	+ 6.478	10:12:24.115	18 -	1:10.400	+ 2.781	10:26:57.005
7 -	1:11.457	+ 3.838	10:13:35.572	19 -	1:08.335	+ 0.716	10:28:05.340
8 -	1:10.009	+ 2.390	10:14:45.581	20 -	<b>1:07.619</b>		<b>10:29:12.959</b>
9 -	1:09.381	+ 1.762	10:15:54.962	21 -	1:07.805	+ 0.186	10:30:20.764
10 -	1:21.232	+ 13.613	10:17:16.194	22 -	1:11.148	+ 3.529	10:31:31.912
11 -	1:21.353	+ 13.734	10:18:37.547	23 -	1:10.163	+ 2.544	10:32:42.075
12 -	1:09.848	+ 2.229	10:19:47.395	24 -	1:16.603 P	+ 8.984	10:33:58.678
<b>37</b>	<b>Bill HENDERSON</b>			<b>Radical SR3</b>			
1 -	1:31.130	+ 13.597	10:05:50.173	9 -	1:19.906	+ 2.373	10:24:59.565
2 -	1:24.546 P	+ 7.013	10:07:14.719	10 -	1:19.919	+ 2.386	10:26:19.484
3 -	9:30.658	+ 8:13.125	10:16:45.377	11 -	1:18.023	+ 0.490	10:27:37.507
4 -	1:24.997	+ 7.464	10:18:10.374	12 -	1:19.049	+ 1.516	10:28:56.556
5 -	1:21.294	+ 3.761	10:19:31.668	13 -	1:20.799	+ 3.266	10:30:17.355
6 -	1:23.490	+ 5.957	10:20:55.158	14 -	1:26.959	+ 9.426	10:31:44.314
7 -	1:24.746	+ 7.213	10:22:19.904	15 -	<b>1:17.533</b>		<b>10:33:01.847</b>
8 -	1:19.755	+ 2.222	10:23:39.659	16 -	1:19.676 P	+ 2.143	10:34:21.523
<b>38</b>	<b>Richard FEARNES</b>			<b>Radical SR8</b>			
1 -	1:36.412	+ 25.882	10:05:36.780	6 -	1:27.098	+ 16.568	10:21:13.526
2 -	1:33.612 P	+ 23.082	10:07:10.392	7 -	1:32.531 P	+ 22.001	10:22:46.057
3 -	6:31.066 P	+ 5:20.536	10:13:41.458	8 -	8:14.878	+ 7:04.348	10:31:00.935
4 -	4:36.104	+ 3:25.574	10:18:17.562	9 -	1:13.086	+ 2.556	10:32:14.021
5 -	1:28.866	+ 18.336	10:19:46.428	10 -	<b>1:10.530</b>		<b>10:33:24.551</b>
<b>46</b>	<b>FERGUSON/ALLEN</b>			<b>Radical SR3</b>			
1 -	1:33.111	+ 25.123	10:09:57.610	9 -	1:10.760	+ 2.772	10:22:42.507
2 -	1:18.565	+ 10.577	10:11:16.175	10 -	1:09.036	+ 1.048	10:23:51.543
3 -	1:17.180	+ 9.192	10:12:33.355	11 -	1:08.344	+ 0.356	10:24:59.887
4 -	1:14.754	+ 6.766	10:13:48.109	12 -	<b>1:07.988</b>		<b>10:26:07.875</b>
5 -	1:12.255	+ 4.267	10:15:00.364	13 -	1:07.990	+ 0.002	10:27:15.865
6 -	1:14.502 P	+ 6.514	10:16:14.866	14 -	1:08.620	+ 0.632	10:28:24.485
7 -	4:05.308	+ 2:57.320	10:20:20.174	15 -	1:08.271	+ 0.283	10:29:32.756
8 -	1:11.573	+ 3.585	10:21:31.747	16 -	1:18.075 P	+ 10.087	10:30:50.831
<b>69</b>	<b>DOLAN/HANCOCK</b>			<b>Radical SR3</b>			
1 -	1:35.394	+ 27.225	10:08:38.275	11 -	1:10.135	+ 1.966	10:21:33.651
2 -	1:26.726	+ 18.557	10:10:05.001	12 -	1:11.728	+ 3.559	10:22:45.379
3 -	1:24.483	+ 16.314	10:11:29.484	13 -	1:17.842 P	+ 9.673	10:24:03.221
4 -	1:16.131	+ 7.962	10:12:45.615	14 -	2:54.968	+ 1:46.799	10:26:58.189
5 -	1:34.963	+ 26.794	10:14:20.578	15 -	1:09.325	+ 1.156	10:28:07.514
6 -	1:14.905	+ 6.736	10:15:35.483	16 -	1:08.358	+ 0.189	10:29:15.872
7 -	1:12.615	+ 4.446	10:16:48.098	17 -	<b>1:08.169</b>		<b>10:30:24.041</b>
8 -	1:11.103	+ 2.934	10:17:59.201	18 -	1:10.090	+ 1.921	10:31:34.131
9 -	1:11.602	+ 3.433	10:19:10.803	19 -	1:10.017	+ 1.848	10:32:44.148
10 -	1:12.713	+ 4.544	10:20:23.516	20 -	1:11.418	+ 3.249	10:33:55.566
<b>71</b>	<b>Jamie PATTERSON</b>			<b>Radical PR6</b>			
1 -	1:23.572	+ 15.366	10:05:01.633	10 -	1:22.955 P	+ 14.749	10:18:46.850
2 -	1:16.153	+ 7.947	10:06:17.786	11 -	1:43.023	+ 34.817	10:20:29.873
3 -	1:13.991	+ 5.785	10:07:31.777	12 -	1:09.352	+ 1.146	10:21:39.225
4 -	1:21.974 P	+ 13.768	10:08:53.751	13 -	1:20.038 P	+ 11.832	10:22:59.263
5 -	3:36.090	+ 2:27.884	10:12:29.841	14 -	6:12.409	+ 5:04.203	10:29:11.672
6 -	1:20.253	+ 12.047	10:13:50.094	15 -	1:08.438	+ 0.232	10:30:20.110
7 -	1:12.255	+ 4.049	10:15:02.349	16 -	1:21.697	+ 13.491	10:31:41.807

Donington National  
Circuit Length = 1.9573 miles  
Start: 10:03 End: 10:34

Weather / Track : Cloudy / Dry


# DUNLOP Radical UK Cup

## QUALIFYING - RACE 7/14 - LAP ANALYSIS

8 -	1:11.573	+ 3.367	10:16:13.922	17 -	<b>1:08.206</b>		<b>10:32:50.013</b>
9 -	1:09.973	+ 1.767	10:17:23.895	18 -	1:15.141	+ 6.935	10:34:05.154
<b>77</b>	<b>David HARRISON</b>			<b>Radical SR3</b>			
1 -	1:24.261	+ 13.254	10:05:03.163	11 -	1:15.232	+ 4.225	10:21:08.462
2 -	1:17.990	+ 6.983	10:06:21.153	12 -	1:13.291	+ 2.284	10:22:21.753
3 -	1:16.941	+ 5.934	10:07:38.094	13 -	1:14.079	+ 3.072	10:23:35.832
4 -	1:18.850 <b>P</b>	+ 7.843	10:08:56.944	14 -	1:12.426	+ 1.419	10:24:48.258
5 -	4:24.438	+ 3:13.431	10:13:21.382	15 -	1:12.056	+ 1.049	10:26:00.314
6 -	1:18.249	+ 7.242	10:14:39.631	16 -	1:12.886	+ 1.879	10:27:13.200
7 -	1:16.540	+ 5.533	10:15:56.171	17 -	1:11.550	+ 0.543	10:28:24.750
8 -	1:15.477	+ 4.470	10:17:11.648	18 -	1:12.234	+ 1.227	10:29:36.984
9 -	1:27.100	+ 16.093	10:18:38.748	19 -	1:16.388	+ 5.381	10:30:53.372
10 -	1:14.482	+ 3.475	10:19:53.230	20 -	<b>1:11.007</b>		<b>10:32:04.379</b>
<b>88</b>	<b>WOODWARD/KAISER</b>			<b>Radical SR8</b>			
1 -	1:28.840	+ 24.981	10:05:44.286	11 -	1:04.437	+ 0.578	10:21:55.300
2 -	1:22.211	+ 18.352	10:07:06.497	12 -	<b>1:03.859</b>		<b>10:22:59.159</b>
3 -	1:22.637	+ 18.778	10:08:29.134	13 -	1:12.218	+ 8.359	10:24:11.377
4 -	1:31.206	+ 27.347	10:10:00.340	14 -	1:04.694	+ 0.835	10:25:16.071
5 -	1:28.458 <b>P</b>	+ 24.599	10:11:28.798	15 -	1:03.901	+ 0.042	10:26:19.972
6 -	4:34.922	+ 3:31.063	10:16:03.720	16 -	1:04.579	+ 0.720	10:27:24.551
7 -	1:17.538	+ 13.679	10:17:21.258	17 -	1:17.170	+ 13.311	10:28:41.721
8 -	1:14.620	+ 10.761	10:18:35.878	18 -	1:06.887	+ 3.028	10:29:48.608
9 -	1:06.820	+ 2.961	10:19:42.698	19 -	1:54.304 <b>P</b>	+ 50.445	10:31:42.912
10 -	1:08.165	+ 4.306	10:20:50.863				
<b>96</b>	<b>EL-AKABI/VERGERS</b>			<b>Radical SR8</b>			
1 -	1:27.609	+ 22.759	10:05:01.278	12 -	1:12.843	+ 7.993	10:18:47.126
2 -	1:18.251	+ 13.401	10:06:19.529	13 -	1:07.184	+ 2.334	10:19:54.310
3 -	1:12.965	+ 8.115	10:07:32.494	14 -	1:12.188	+ 7.338	10:21:06.498
4 -	1:17.494	+ 12.644	10:08:49.988	15 -	1:07.010	+ 2.160	10:22:13.508
5 -	1:12.922	+ 8.072	10:10:02.910	16 -	1:10.220 <b>P</b>	+ 5.370	10:23:23.728
6 -	1:30.272	+ 25.422	10:11:33.182	17 -	3:11.751	+ 2:06.901	10:26:35.479
7 -	1:23.959	+ 19.109	10:12:57.141	18 -	1:04.897	+ 0.047	10:27:40.376
8 -	1:11.886	+ 7.036	10:14:09.027	19 -	<b>1:04.850</b>		<b>10:28:45.226</b>
9 -	1:09.541	+ 4.691	10:15:18.568	20 -	1:05.043	+ 0.193	10:29:50.269
10 -	1:08.101	+ 3.251	10:16:26.669	21 -	1:25.912	+ 21.062	10:31:16.181
11 -	1:07.614	+ 2.764	10:17:34.283	22 -	1:07.550 <b>P</b>	+ 2.700	10:32:23.731

# DUNLOP Radical UK Cup

## RACE 7 - GRID

ROW 11	1:17.533 37 Bill HENDERSON	
ROW 10	1:16.634 10 Paul STEELE	1:17.472 14 BROMILEY/WHELDON
ROW 9	1:13.100 21 MEDEIROS/LAUGHRAN	1:13.474 22 Ian SIMMONDS
ROW 8	1:11.007 77 David HARRISON	1:11.453 28 J JACKSON/JACKSON
ROW 7	1:10.206 20 ASPINALL/SOUTHGATE	1:10.530 38 Richard FEARNs
ROW 6	1:08.206 71 Jamie PATTERSON	1:09.202 26 FERGUSON/REDWOOD
ROW 5	1:07.988 46 FERGUSON/ALLEN	1:08.169 69 DOLAN/HANCOCK
ROW 4	1:07.458 1 LADIMAN/KAPADIA	1:07.619 30 Bob GEORGE
ROW 3	1:05.732 7 STANLEY/SWIFT	1:07.371 5 HALL/OSBORN
ROW 2	1:04.734 27 JACKSON/JACKSON	1:04.850 96 EL-AKABI/VERGERS
ROW 1	1:03.859 88 WOODWARD/KAISER	1:04.272 2 JOHNSTON/MOSELEY
<b>Pole</b>		
		


Donington National  
Circuit Length = 1.9573 miles

**These results are provisional until the conclusion of any judicial and technical matters.**

Clerk of Course :		Timekeeper :
-------------------	--	--------------

# DUNLOP Radical UK Cup

## RACE 7 - GRID Amended

ROW 10	1:17.472 14 BROMILEY/WHELDON	1:17.533 37 Bill HENDERSON
ROW 9	1:13.474 22 Ian SIMMONDS	1:16.634 10 Paul STEELE
ROW 8	1:11.007 77 David HARRISON	1:13.100 21 MEDEIROS/LOUGHRAN
ROW 7	1:10.206 20 ASPINALL/SOUTHGATE	1:10.530 38 Richard FEARNES
ROW 6	1:08.206 71 Jamie PATTERSON	1:09.202 26 FERGUSON/REDWOOD
ROW 5	1:07.988 46 FERGUSON/ALLEN	1:08.169 69 DOLAN/HANCOCK
ROW 4	1:07.458 1 LADIMAN/KAPADIA	1:07.619 30 Bob GEORGE
ROW 3	1:05.732 7 STANLEY/SWIFT	1:07.371 5 HALL/OSBORN
ROW 2	1:04.734 27 JACKSON/JACKSON	1:04.850 96 EL-AKABI/VERGERS
ROW 1	1:03.859 88 WOODWARD/KAISER	1:04.272 2 JOHNSTON/MOSELEY
<b>Pole</b>		
		

Donington National  
Circuit Length = 1.9573 miles

**These results are provisional until the conclusion of any judicial and technical matters.**

Clerk of Course :

Timekeeper :

# DUNLOP Radical UK Cup

## RACE 7 - CLASSIFICATION

POS	NO	CL	NAME	ENTRY	LAPS	TIME	GAP	DIFF	MPH	BEST	ON
1	2	MA	JOHNSTON/MOSELEY	Radical SR8	44	50:18.253			102.71	1:04.175	33
2	7	MA	STANLEY/SWIFT	Radical SR8	44	50:55.106	36.853	36.853	101.47	1:06.538	4
3	30	MA	Bob GEORGE	Radical SR8	44	51:20.102	1:01.849	24.996	100.65	1:06.443	8
4	38	MA	Richard FEARNES	Radical SR8	43	50:52.714	1 lap	1 lap	99.25	1:07.387	9
5	46	SS	FERGUSON/ALLEN	Radical SR3	43	51:01.974	1 lap	9.260	98.95	1:08.464	5
6	69	SS	DOLAN/HANCOCK	Radical SR3	43	51:16.035	1 lap	14.061	98.49	1:07.765	33
7	71	SS	Jamie PATTERSON	Radical PR6	43	51:27.195	1 lap	11.160	98.14	1:08.236	4
8	26	SS	FERGUSON/REDWOOD	Radical SR3	42	50:48.834	2 laps	1 lap	97.06	1:08.695	37
9	22	SS	Ian SIMMONDS	Radical SR3	41	50:27.011	3 laps	1 lap	95.43	1:10.583	17
10	5	MA	HALL/OSBORN	Radical SR8	41	50:29.736	3 laps	2.725	95.35	1:06.776	7
11	10	SS	Paul STEELE	Radical SR3	41	50:36.293	3 laps	6.557	95.14	1:09.982	28
12	14	SS	BROMILEY/WHELDON	Radical SR3	41	50:39.203	3 laps	2.910	95.05	1:08.050	10
13	21	SS	MEDEIROS/LOUGHRAN	Radical SR3	41	50:40.939	3 laps	1.736	95.00	1:09.124	37
14	20	SS	ASPINALL/SOUTHGATE	Radical Pro	40	49:52.570	4 laps	1 lap	94.18	1:09.854	18
15	77	SS	David HARRISON	Radical SR3	39	50:19.571	5 laps	1 lap	91.00	1:10.951	14
NOT CLASSIFIED											
DNC	88	MA	WOODWARD/KAISER	Radical SR8	31	37:19.516	13 laps	8 laps	97.53	1:04.115	29
DNC	96	MA	EL-AKABI/VERGERS	Radical SR8	5	5:46.178	39 laps	26 laps	101.77	1:07.502	2
DNC	27	MA	JACKSON/JACKSON	Radical SR8	0						
DNC	1	SS	LADIMAN/KAPADIA	Radical SR3	33	39:17.204	11 laps	0.000	98.64	1:07.596	16
DNC	37	SS	Bill HENDERSON	Radical SR3	25	33:48.266	19 laps	8 laps	86.84	1:12.992	16
DNC	61	SS	Manhal ALLOS	Radical SR3	25	38:45.592	19 laps	4:57.326	75.74	1:10.658	8
FASTEST LAP											
	88	MA	WOODWARD/KAISER	Radical SR8	29	1:04.115		109.89 mph		176.86 kph	
	1	SS	LADIMAN/KAPADIA	Radical SR3	16	1:07.596		104.23 mph		167.75 kph	

Weather / Track : Cloudy / Dry

These results are provisional until the conclusion of any judicial and technical matters.

Donington National  
Circuit Length = 1.9573 miles  
Start: 09:46 End: 10:38

Clerk of Course :

Timekeeper :

**DUNLOP Radical UK Cup**  
**RACE 7 - LAP CHART**

Lap 1			Lap 2			Lap 3			Lap 4			Lap 5		
No	Behind	Laptime	No	Behind	Laptime	No	Behind	Laptime	No	Behind	Laptime	No	Behind	Laptime
88		1:11.335	88		1:06.436	88		1:06.478	88		1:06.293	88		1:05.802
2	0.588	1:11.923	2	0.930	1:06.778	2	0.450	1:05.998	2	0.536	1:06.379	2	0.414	1:05.680
7	1.737	1:13.072	7	2.802	1:07.501	7	3.401	1:07.077	7	3.646	1:06.538	7	4.932	1:07.088
96	2.365	1:13.700	96	3.431	1:07.502	96	4.532	1:07.579	96	5.907	1:07.668	30	9.023	1:07.803
5	3.024	1:14.359	5	4.141	1:07.553	5	5.324	1:07.661	5	6.820	1:07.789	96	9.834	1:09.729
30	3.715	1:15.050	30	5.493	1:08.214	30	6.067	1:07.052	30	7.022	1:07.248	5	10.251	1:09.233
1	4.184	1:15.519	1	7.334	1:09.586	1	9.791	1:08.935	1	11.975	1:08.477	1	14.613	1:08.440
71	5.310	1:16.645	71	8.434	1:09.560	71	10.888	1:08.932	71	12.831	1:08.236	71	15.937	1:08.908
46	5.749	1:17.084	46	9.480	1:10.167	46	12.268	1:09.266	46	14.671	1:08.696	46	17.333	1:08.464
69	6.987	1:18.322	69	10.863	1:10.312	69	14.086	1:09.701	69	17.544	1:09.751	69	20.844	1:09.102
26	9.203	1:20.538	20	14.942	1:12.004	38	20.077	1:08.772	38	21.631	1:07.847	38	23.446	1:07.617
20	9.374	1:20.709	14	15.426	1:11.659	14	20.400	1:11.452	14	24.424	1:10.317	14	27.564	1:08.942
38	9.945	1:21.280	26	17.214	1:14.447	20	20.735	1:12.271	20	25.653	1:11.211	20	30.926	1:11.075
14	10.203	1:21.538	38	17.783	1:14.274	26	23.411	1:12.675	26	29.264	1:12.146	26	35.264	1:11.802
77	10.459	1:21.794	77	18.391	1:14.368	77	23.706	1:11.793	77	29.691	1:12.278	77	35.486	1:11.597
22	11.004	1:22.339	22	19.230	1:14.662	22	25.238	1:12.486	22	31.591	1:12.646	22	38.257	1:12.468
21	12.179	1:23.514	21	20.235	1:14.492	21	26.103	1:12.346	21	32.119	1:12.309	21	40.545	1:14.228
10	13.109	1:24.444	10	21.064	1:14.391	10	26.661	1:12.075	10	32.481	1:12.113	10	40.888	1:14.209
61	13.417	1:24.752	61	22.631	1:15.650	61	28.481	1:12.328	61	33.407	1:11.219	37	46.125	1:14.387
37	14.005	1:25.340	37	23.183	1:15.614	37	30.388	1:13.683	37	37.540	1:13.445	61	55.885	1:28.280

**DUNLOP Radical UK Cup**  
**RACE 7 - LAP CHART**

Lap 6			Lap 7			Lap 8			Lap 9			Lap 10		
No	Behind	Laptime	No	Behind	Laptime	No	Behind	Laptime	No	Behind	Laptime	No	Behind	Laptime
88		1:05.322	88		1:05.236	88		1:07.130	88		1:05.106	88		1:06.638
2	0.838	1:05.746	2	1.815	1:06.213	2	0.975	1:06.290	2	2.606	1:06.737	2	3.076	1:07.108
7	6.428	1:06.818	7	8.259	1:07.067	61	1 LAP	1:11.908	37	1 LAP	1:15.665	7	11.914	1:08.830
30	10.288	1:06.587	30	11.556	1:06.504	7	7.913	1:06.784	61	1 LAP	1:10.658	30	14.793	1:08.638
5	12.074	1:07.145	5	13.614	1:06.776	30	10.869	1:06.443	7	9.722	1:06.915	61	1 LAP	1:13.254
1	17.427	1:08.136	1	20.405	1:08.214	5	14.436	1:07.952	30	12.793	1:07.030	37	1 LAP	1:16.278
71	19.527	1:08.912	71	23.298	1:09.007	1	21.196	1:07.921	5	16.822	1:07.492	5	17.131	1:06.947
46	20.960	1:08.949	46	24.539	1:08.815	46	26.962	1:09.553	1	24.175	1:08.085	1	26.037	1:08.500
69	24.478	1:08.956	38	28.009	1:07.699	38	28.798	1:07.919	38	31.079	1:07.387	38	32.139	1:07.698
38	25.546	1:07.422	69	28.465	1:09.223	71	28.833	1:12.665	46	31.433	1:09.577	46	34.050	1:09.255
14	30.747	1:08.505	14	33.591	1:08.080	69	29.988	1:08.653	69	33.820	1:08.938	69	35.434	1:08.252
20	36.160	1:10.556	20	41.351	1:10.427	14	34.537	1:08.076	14	38.258	1:08.827	14	39.670	1:08.050
26	41.545	1:11.603	77	48.018	1:11.612	20	44.465	1:10.244	71	40.998	1:17.271	71	45.481	1:11.121
77	41.642	1:11.478	26	48.881	1:12.572	77	52.674	1:11.786	20	50.180	1:10.821	20	53.963	1:10.421
22	45.323	1:12.388	22	51.980	1:11.893	26	54.680	1:12.929	77	59.039	1:11.471	77	1:03.605	1:11.204
21	47.079	1:11.856	21	53.297	1:11.454	22	56.125	1:11.275	26	1:01.370	1:11.796	26	1:05.786	1:11.054
10	47.492	1:11.926	10	53.871	1:11.615	21	57.854	1:11.687	22	1:01.945	1:10.926	22	1:06.477	1:11.170
37	54.385	1:13.582	37	1:02.701	1:13.552	10	58.611	1:11.870	10	1:05.412	1:11.907	10	1:09.262	1:10.488
61	1:03.199	1:12.636							21	1:05.795	1:13.047	21	1:10.924	1:11.767



**DUNLOP Radical UK Cup**  
**RACE 7 - LAP CHART**

Lap 11			Lap 12			Lap 13			Lap 14			Lap 15		
No	Behind	Laptime	No	Behind	Laptime	No	Behind	Laptime	No	Behind	Laptime	No	Behind	Laptime
2		1:08.582	2		1:09.045	2		1:08.751	2		1:07.630	2		1:07.148
7	8.851	1:08.595	21	1 LAP	1:14.594	77	1 LAP	1:12.270	77	1 LAP	1:11.879	77	1 LAP	1:10.951
30	11.278	1:08.143	7	9.283	1:09.477	26	1 LAP	1:12.916	26	1 LAP	1:11.148	26	1 LAP	1:10.637
5	15.445	1:09.972	30	9.529	1:07.296	22	1 LAP	1:13.053	22	1 LAP	1:10.993	7	9.956	1:08.809
61	1 LAP	1:16.021	5	14.602	1:08.202	10	1 LAP	1:11.874	10	1 LAP	1:11.314	22	1 LAP	1:11.415
37	1 LAP	1:16.269	88	1 LAP	2:36.482	7	8.095	1:07.563	7	8.295	1:07.830	30	10.666	1:08.064
1	25.452	1:11.073	61	1 LAP	1:11.343	30	8.700	1:07.922	30	9.750	1:08.680	10	1 LAP	1:12.149
38	30.146	1:09.665	37	1 LAP	1:13.038	21	1 LAP	1:14.149	5	14.384	1:07.786	5	14.831	1:07.595
46	32.307	1:09.915	1	24.837	1:08.430	5	14.228	1:08.377	21	1 LAP	1:12.976	88	1 LAP	1:06.625
69	34.251	1:10.475	38	28.488	1:07.387	88	1 LAP	1:10.570	88	1 LAP	1:06.589	21	1 LAP	1:12.076
14	37.653	1:09.641	46	31.857	1:08.595	1	24.282	1:08.196	1	24.587	1:07.935	1	25.458	1:08.019
71	46.507	1:12.684	69	35.196	1:09.990	61	1 LAP	1:11.935	38	27.581	1:07.811	38	27.997	1:07.564
20	55.107	1:12.802	14	37.196	1:08.588	38	27.400	1:07.663	61	1 LAP	1:10.928	61	1 LAP	1:11.210
77	1:06.019	1:14.072	71	46.647	1:09.185	37	1 LAP	1:14.961	46	34.961	1:10.348	46	36.944	1:09.131
26	1:07.219	1:13.091	20	56.454	1:10.392	46	32.243	1:09.137	37	1 LAP	1:14.343	69	41.764	1:10.286
22	1:07.544	1:12.725				69	36.819	1:10.374	69	38.626	1:09.437	14	42.200	1:10.424
10	1:08.990	1:11.386				14	37.082	1:08.637	14	38.924	1:09.472	37	1 LAP	1:14.682
						71	47.719	1:09.823	71	49.631	1:09.542	71	51.728	1:09.245
						20	57.929	1:10.226	20	1:00.607	1:10.308	20	1:03.767	1:10.308

**DUNLOP Radical UK Cup**  
**RACE 7 - LAP CHART**

Lap 16			Lap 17			Lap 18			Lap 19			Lap 20		
No	Behind	Laptime	No	Behind	Laptime	No	Behind	Laptime	No	Behind	Laptime	No	Behind	Laptime
2		1:06.737	2		1:06.860	2		1:07.185	2		1:07.539	2		1:08.323
7	11.805	1:08.586	20	1 LAP	1:10.605	20	1 LAP	1:10.259	20	1 LAP	1:09.854	37	2 LAPS	1:14.235
30	12.185	1:08.256	7	12.713	1:07.768	7	12.468	1:06.940	7	11.961	1:07.032	20	1 LAP	1:10.607
77	1 LAP	1:12.363	30	13.062	1:07.737	30	12.928	1:07.051	88	1 LAP	1:05.905	88	1 LAP	1:06.142
26	1 LAP	1:12.309	88	1 LAP	1:07.465	88	1 LAP	1:05.388	30	13.987	1:08.598	7	11.586	1:07.948
5	15.854	1:07.760	5	18.451	1:09.457	5	19.058	1:07.792	5	19.015	1:07.496	30	14.053	1:08.389
22	1 LAP	1:12.227	77	1 LAP	1:11.269	77	1 LAP	1:11.258	26	1 LAP	1:12.647	5	27.686	1:16.994 <b>P</b>
88	1 LAP	1:06.792	26	1 LAP	1:12.670	26	1 LAP	1:10.290	10	1 LAP	1:12.049	26	1 LAP	1:12.545
10	1 LAP	1:11.768	22	1 LAP	1:12.015	22	1 LAP	1:10.583	22	1 LAP	1:13.200	1	34.105	1:10.388
21	1 LAP	1:11.318	10	1 LAP	1:11.693	10	1 LAP	1:10.505	1	32.040	1:08.454	10	1 LAP	1:13.272
1	26.317	1:07.596	1	29.844	1:10.387	1	31.125	1:08.466	38	33.963	1:09.268	22	1 LAP	1:12.811
38	28.661	1:07.401	38	31.502	1:09.701	38	32.234	1:07.917	77	1 LAP	1:23.490	38	34.751	1:09.111
61	1 LAP	1:10.905	21	1 LAP	1:14.269	21	1 LAP	1:12.116	21	1 LAP	1:12.053	77	1 LAP	1:14.077
46	39.903	1:09.696	61	1 LAP	1:11.238	46	47.121	1:10.606	14	48.952	1:08.726	21	1 LAP	1:11.851
69	44.113	1:09.086	46	43.700	1:10.657	14	47.765	1:08.755	46	49.841	1:10.259	14	48.949	1:08.320
14	44.357	1:08.894	14	46.195	1:08.698	69	50.560	1:10.671	69	52.410	1:09.389	46	50.669	1:09.151
37	1 LAP	1:13.138	69	47.074	1:09.821	61	1 LAP	1:17.401	71	1:02.954	1:09.948	69	53.446	1:09.359
71	55.026	1:10.035	37	1 LAP	1:12.992	71	1:00.545	1:09.932				71	1:04.478	1:09.847
			71	57.798	1:09.632	37	1 LAP	1:13.851						

**DUNLOP Radical UK Cup**  
**RACE 7 - LAP CHART**

Lap 21			Lap 22			Lap 23			Lap 24			Lap 25		
No	Behind	Laptime	No	Behind	Laptime	No	Behind	Laptime	No	Behind	Laptime	No	Behind	Laptime
2		1:08.025	2		1:07.733 P	7		1:07.697 P	2		1:06.316	2		1:05.695
37	2 LAPS	1:14.355	88	1 LAP	1:06.511	30	3.076	1:08.243 P	69	1 LAP	2:46.176	69	1 LAP	1:08.879
88	1 LAP	1:06.322	7	12.302	1:08.534	37	2 LAPS	1:15.847 P	61	6 LAPS	7:29.463	7	17.865	1:07.469
7	11.501	1:07.940	30	14.832	1:08.884	38	26.126	1:09.287 P	20	1 LAP	1:14.025	21	2 LAPS	2:47.475
20	1 LAP	1:11.639	20	1 LAP	1:11.400 P	10	1 LAP	1:10.863	7	16.091	2:31.177	88	1 LAP	1:08.083
30	13.681	1:07.653	37	2 LAPS	1:17.221	5	1 LAP	1:08.450	30	17.595	2:29.605	30	21.790	1:09.890
38	36.086	1:09.360	38	36.838	1:08.485	14	40.415	1:09.066 P	88	1 LAP	2:38.523	77	2 LAPS	1:52.486
1	36.331	1:10.251	1	38.103	1:09.505 P	46	1 LAP	2:19.027	37	2 LAPS	2:24.474	20	1 LAP	1:14.832
10	1 LAP	1:11.887	10	1 LAP	1:10.550	21	1 LAP	1:14.088 P	38	25.950	2:14.910	38	29.159	1:08.904
26	1 LAP	1:13.352	26	1 LAP	1:12.377 P	2	1:08.770	2:28.769	1	29.518	1:09.610	37	2 LAPS	1:15.193
22	1 LAP	1:12.102	22	1 LAP	1:12.875 P	20	1 LAP	2:21.180	22	1 LAP	1:11.581	1	33.752	1:09.929
77	1 LAP	1:12.061	5	1 LAP	2:35.683	1	1:34.994	2:16.890	26	1 LAP	1:08.963	10	1 LAP	2:17.098
21	1 LAP	1:12.160	14	51.348	1:09.350	22	1 LAP	2:13.008	46	48.489	1:10.340	22	1 LAP	1:12.300
14	49.731	1:08.807	77	1 LAP	1:12.832 P	10	1:43.168	1:11.229 P	71	59.788	1:09.421	26	1 LAP	1:08.964
46	52.650	1:10.006 P	21	1 LAP	1:15.671	26	1 LAP	2:21.087				61	6 LAPS	1:41.144 P
69	54.742	1:09.321	69	57.672	1:10.663 P	5	1:45.475	1:09.413 P				46	52.158	1:09.364
71	1:06.044	1:09.591	71	1:08.237	1:09.926 P	77	1 LAP	2:19.030				71	1:02.827	1:08.734
			88	1:15.347	1:07.190 P	46	1:53.235	1:09.290						
						71	2:05.453	2:17.215						

**DUNLOP Radical UK Cup**  
**RACE 7 - LAP CHART**

Lap 26			Lap 27			Lap 28			Lap 29			Lap 30		
No	Behind	Laptime	No	Behind	Laptime	No	Behind	Laptime	No	Behind	Laptime	No	Behind	Laptime
2		1:05.035	2		1:05.107	2		1:04.522	2		1:06.363	2		1:06.912
5	2 LAPS	2:52.345	71	1 LAP	1:09.493	71	1 LAP	1:09.097	61	8 LAPS	1:14.181	46	1 LAP	1:08.962
14	2 LAPS	4:00.502	5	2 LAPS	1:09.136	88	1 LAP	1:04.550	37	4 LAPS	2:36.828 P	61	8 LAPS	1:11.475
69	1 LAP	1:08.465	69	1 LAP	1:08.597	69	1 LAP	1:08.318	71	1 LAP	1:09.210	71	1 LAP	1:09.236
7	20.193	1:07.363	14	2 LAPS	1:11.965	7	25.118	1:07.075	88	1 LAP	1:04.288	88	1 LAP	1:04.115
88	1 LAP	1:05.838	88	1 LAP	1:05.153	14	2 LAPS	1:10.598	69	1 LAP	1:08.052	7	25.252	1:06.630
30	24.188	1:07.433	7	22.565	1:07.479	30	29.529	1:07.137	7	25.534	1:06.779	69	1 LAP	1:08.273
21	2 LAPS	1:11.584	30	26.914	1:07.833	21	2 LAPS	1:09.800	30	30.930	1:07.764	30	31.660	1:07.642
38	32.576	1:08.452	21	2 LAPS	1:10.157	5	2 LAPS	1:27.214	14	2 LAPS	1:10.871	14	2 LAPS	1:09.682
77	2 LAPS	1:13.691	38	35.898	1:08.429	38	39.852	1:08.476	21	2 LAPS	1:09.535	21	2 LAPS	1:10.484
20	1 LAP	1:13.553	77	2 LAPS	1:11.954	77	2 LAPS	1:11.674	38	42.642	1:09.153	38	43.555	1:07.825
1	38.465	1:09.748	20	1 LAP	1:13.039	1	48.475	1:10.186	5	2 LAPS	1:10.613	5	2 LAPS	1:08.883
37	2 LAPS	1:15.293	1	42.811	1:09.453	20	1 LAP	1:13.369	77	2 LAPS	1:12.599	1	56.370	1:10.124
10	1 LAP	1:10.622	26	1 LAP	1:09.110	26	1 LAP	1:09.177	1	53.158	1:11.046	26	1 LAP	1:10.150
26	1 LAP	1:09.586	10	1 LAP	1:11.097	10	1 LAP	1:10.296	20	1 LAP	1:13.049	20	1 LAP	1:13.817
22	1 LAP	1:11.989	22	1 LAP	1:11.293	22	1 LAP	1:11.293	26	1 LAP	1:08.926	10	1 LAP	1:10.654
46	56.065	1:08.942	61	7 LAPS	2:18.355	46	1:05.147	1:09.683	10	1 LAP	1:09.982			
			46	59.986	1:09.028				22	1 LAP	1:11.249			

**DUNLOP Radical UK Cup**  
**RACE 7 - LAP CHART**

Lap 31			Lap 32			Lap 33			Lap 34			Lap 35		
No	Behind	Laptime	No	Behind	Laptime	No	Behind	Laptime	No	Behind	Laptime	No	Behind	Laptime
2		1:06.849	2		1:07.155	2		1:04.175	2		1:06.925	2		1:06.314
22	2 LAPS	1:12.148	20	2 LAPS	1:12.985	46	1 LAP	1:09.764	1	1 LAP	1:09.909	26	2 LAPS	1:09.774
46	1 LAP	1:09.355	10	2 LAPS	1:13.132	10	2 LAPS	1:12.726	26	2 LAPS	1:09.080	46	1 LAP	1:09.073
61	8 LAPS	1:12.205	46	1 LAP	1:08.797	20	2 LAPS	1:13.983	46	1 LAP	1:08.896	10	2 LAPS	1:11.606 P
71	1 LAP	1:09.880	22	2 LAPS	1:11.889	22	2 LAPS	1:11.440	10	2 LAPS	1:10.376	22	2 LAPS	1:13.952
88	1 LAP	1:04.878	88	1 LAP	1:06.331	71	1 LAP	1:11.684	22	2 LAPS	1:12.679	7	28.729	1:06.910
77	3 LAPS	1:43.762	61	8 LAPS	1:12.229	7	28.211	1:07.767	20	2 LAPS	1:15.221	20	2 LAPS	1:14.116
7	25.043	1:06.640	71	1 LAP	1:09.883	69	1 LAP	1:08.119	7	28.133	1:06.847	71	1 LAP	1:09.664
69	1 LAP	1:08.126	7	24.619	1:06.731	61	8 LAPS	1:24.874 P	71	1 LAP	1:10.478	69	1 LAP	1:07.956
30	32.177	1:07.366	69	1 LAP	1:08.341	30	38.251	1:09.768	69	1 LAP	1:07.765	30	40.431	1:08.191
14	2 LAPS	1:09.972	77	3 LAPS	1:13.700	77	3 LAPS	1:15.074	30	38.554	1:07.228	38	53.571	1:08.066
38	44.831	1:08.125	30	32.658	1:07.636	14	2 LAPS	1:10.306	77	3 LAPS	1:13.045	77	3 LAPS	1:13.568
21	2 LAPS	1:10.125	14	2 LAPS	1:10.125	38	49.491	1:08.300	14	2 LAPS	1:11.160	5	2 LAPS	1:09.737
5	2 LAPS	1:08.705	38	45.366	1:07.690	5	2 LAPS	1:07.958	38	51.819	1:09.253	14	2 LAPS	1:12.505
1	59.708	1:10.187	5	2 LAPS	1:08.082	21	2 LAPS	1:10.936	5	2 LAPS	1:09.469	21	2 LAPS	1:09.539
26	1 LAP	1:08.757	21	2 LAPS	1:09.995				21	2 LAPS	1:10.219			
			1	1:02.162	1:09.609									
			26	1 LAP	1:08.733									

**DUNLOP Radical UK Cup**  
**RACE 7 - LAP CHART**


Lap 36			Lap 37			Lap 38			Lap 39			Lap 40		
No	Behind	Laptime	No	Behind	Laptime	No	Behind	Laptime	No	Behind	Laptime	No	Behind	Laptime
2		1:05.070	2		1:09.819	2		1:05.407	2		1:06.067	2		1:04.454
26	2 LAPS	1:08.794	26	2 LAPS	1:08.793	21	3 LAPS	1:09.975	14	3 LAPS	1:09.636	14	3 LAPS	1:09.886
46	1 LAP	1:08.749	46	1 LAP	1:09.044	77	4 LAPS	1:19.480	21	3 LAPS	1:09.448	21	3 LAPS	1:09.124
7	30.561	1:06.902	7	27.460	1:06.718	26	2 LAPS	1:09.237	77	4 LAPS	1:12.339	26	2 LAPS	1:08.992
22	2 LAPS	1:12.284	71	1 LAP	1:09.233	46	1 LAP	1:08.926	26	2 LAPS	1:08.695	46	1 LAP	1:09.809
71	1 LAP	1:10.248	69	1 LAP	1:09.267	7	28.903	1:06.850	46	1 LAP	1:10.180	7	32.378	1:07.153
69	1 LAP	1:08.078	22	2 LAPS	1:12.675	71	1 LAP	1:09.364	7	29.679	1:06.843	77	4 LAPS	1:33.633
20	2 LAPS	1:14.857	30	41.075	1:07.658	69	1 LAP	1:09.191	69	1 LAP	1:09.881	69	1 LAP	1:08.728
30	43.236	1:07.875	20	2 LAPS	1:13.623	30	43.584	1:07.916	30	45.594	1:08.077	30	49.749	1:08.609
10	2 LAPS	1:33.156	10	2 LAPS	1:10.381	22	2 LAPS	1:12.122	71	1 LAP	1:11.440	71	1 LAP	1:09.897
38	56.525	1:08.024	38	54.377	1:07.671	20	2 LAPS	1:12.890	22	2 LAPS	1:11.497	22	2 LAPS	1:11.514
77	3 LAPS	1:11.715	5	2 LAPS	1:08.289	10	2 LAPS	1:10.386	20	2 LAPS	1:12.858			
5	2 LAPS	1:08.809	14	2 LAPS	1:09.915	38	57.146	1:08.176	10	2 LAPS	1:10.474			
14	2 LAPS	1:09.691				5	2 LAPS	1:07.917	38	59.829	1:08.750			
21	2 LAPS	1:09.621							5	2 LAPS	1:08.061			

**DUNLOP Radical UK Cup**  
**RACE 7 - LAP CHART**

Lap 41			Lap 42			Lap 43			Lap 44		
No	Behind	Laptime	No	Behind	Laptime	No	Behind	Laptime	No	Behind	Laptime
2		1:05.686	2		1:06.024	2		1:07.853	2		1:05.326
38	1 LAP	1:11.561	38	1 LAP	1:10.112	22	3 LAPS	1:12.398	77	5 LAPS	1:14.049
10	3 LAPS	1:13.864	5	3 LAPS	1:08.859	5	3 LAPS	1:08.971	22	3 LAPS	1:11.873
20	3 LAPS	1:15.902	10	3 LAPS	1:12.231	38	1 LAP	1:10.566	5	3 LAPS	1:09.511
5	3 LAPS	1:09.293	14	3 LAPS	1:10.375	10	3 LAPS	1:10.932	10	3 LAPS	1:11.703
14	3 LAPS	1:09.809	21	3 LAPS	1:09.883	14	3 LAPS	1:09.795	14	3 LAPS	1:09.586
21	3 LAPS	1:09.387	20	3 LAPS	1:23.007	21	3 LAPS	1:09.588	21	3 LAPS	1:10.043
26	2 LAPS	1:08.790	26	2 LAPS	1:09.434	26	2 LAPS	1:08.922	26	2 LAPS	1:09.326
7	34.419	1:07.727	7	35.764	1:07.369	7	35.179	1:07.268	38	1 LAP	1:31.736
46	1 LAP	1:09.370	46	1 LAP	1:09.677	46	1 LAP	1:08.787	7	36.853	1:07.000
77	4 LAPS	1:16.761	30	53.281	1:07.714	20	3 LAPS	1:28.125 P	46	1 LAP	1:09.584
30	51.591	1:07.528	69	1 LAP	1:08.430	69	1 LAP	1:08.220	69	1 LAP	1:08.407
69	1 LAP	1:08.684	71	1 LAP	1:10.111	30	56.216	1:10.788	30	1:01.849	1:10.959
71	1 LAP	1:09.576	77	4 LAPS	1:15.108	71	1 LAP	1:10.551	71	1 LAP	1:12.133
22	2 LAPS	1:11.575									

# DUNLOP Radical UK Cup

## RACE 14 - GRID

ROW 11	14	BROMILEY/WHELDON		
ROW 10		1:16.718		1:18.023
	10	Paul STEELE		37
ROW 9		1:13.483		1:14.186
	21	MEDEIROS/LAUGHRAN		22
ROW 8		1:11.615		1:13.086
	28	J JACKSON/JACKSON		38
ROW 7		1:10.454		1:11.550
	20	ASPINALL/SOUTHGATE		77
ROW 6		1:08.438		1:09.245
	71	Jamie PATTERSON		26
ROW 5		1:08.069		1:08.358
	5	HALL/OSBORN		69
ROW 4		1:07.805		1:07.990
	30	Bob GEORGE		46
ROW 3		1:06.095		1:07.804
	7	STANLEY/SWIFT		1
ROW 2		1:04.765		1:04.897
	27	JACKSON/JACKSON		96
ROW 1		1:03.901		1:04.372
	88	WOODWARD/KAISER		2
<b>Pole</b>				
				

Donington National  
Circuit Length = 1.9573 miles

**These results are provisional until the conclusion of any judicial and technical matters.**


Clerk of Course :

Timekeeper :



# DUNLOP Radical UK Cup

## RACE 14 - GRID

ROW 10	1:18.023 37 Bill HENDERSON	14 BROMILEY/WHELDON
ROW 9	1:14.186 22 Ian SIMMONDS	10 Paul STEELE
ROW 8	1:13.086 38 Richard FEARNs	21 MEDEIROS/LOUGHRAN
ROW 7	1:10.454 20 ASPINALL/SOUTHGATE	77 David HARRISON
ROW 6	1:08.438 71 Jamie PATTERSON	26 FERGUSON/REDWOOD
ROW 5	1:08.069 5 HALL/OSBORN	69 DOLAN/HANCOCK
ROW 4	1:07.805 30 Bob GEORGE	46 FERGUSON/ALLEN
ROW 3	1:06.095 7 STANLEY/SWIFT	1 LADIMAN/KAPADIA
ROW 2	1:04.765 27 JACKSON/JACKSON	96 EL-AKABI/VERGERS
ROW 1	1:03.901 88 WOODWARD/KAISER	2 JOHNSTON/MOSELEY
<b>Pole</b>		
		

Donington National  
Circuit Length = 1.9573 miles

**These results are provisional until the conclusion of any judicial and technical matters.**

Clerk of Course :

Timekeeper :

# DUNLOP Radical UK Cup

## RACE 14 - CLASSIFICATION

POS	NO	CL	NAME	ENTRY	LAPS	TIME	GAP	DIFF	MPH	BEST	ON
1	88	MA	WOODWARD/KAISER	Radical SR8	45	50:52.927			103.85	1:04.251	40
2	2	MA	JOHNSTON/MOSELEY	Radical SR8	45	50:54.226	1.299	1.299	103.81	1:04.178	31
3	7	MA	STANLEY/SWIFT	Radical SR8	44	51:00.013	1 lap	1 lap	101.31	1:06.531	10
4	27	MA	JACKSON/JACKSON	Radical SR8	44	51:22.752	1 lap	22.739	100.56	1:05.785	32
5	1	SS	LADIMAN/KAPADIA	Radical SR3	43	51:04.905	2 laps	1 lap	98.85	1:08.510	10
6	69	SS	DOLAN/HANCOCK	Radical SR3	43	51:14.260	2 laps	9.355	98.55	1:07.977	29
7	38	MA	Richard FEARNES	Radical SR8	43	51:17.628	2 laps	3.368	98.44	1:08.090	30
8	14	SS	BROMILEY/WHELDON	Radical SR3	43	51:21.157	2 laps	3.529	98.33	1:08.159	42
9	10	SS	Paul STEELE	Radical SR3	42	51:03.292	3 laps	1 lap	96.60	1:09.851	30
10	5	MA	HALL/OSBORN	Radical SR8	42	51:06.653	3 laps	3.361	96.50	1:08.804	34
11	30	MA	Bob GEORGE	Radical SR8	42	51:40.313	3 laps	33.660	95.45	1:07.215	11
12	22	SS	Ian SIMMONDS	Radical SR3	42	51:49.588	3 laps	9.275	95.16	1:10.656	41
13	21	SS	MEDEIROS/LOUGHRAN	Radical SR3	42	52:05.036	3 laps	15.448	94.69	1:09.425	20
14	77	SS	David HARRISON	Radical SR3	41	51:01.424	4 laps	1 lap	94.36	1:10.677	7
15	26	SS	FERGUSON/REDWOOD	Radical SR3	39	51:54.399	6 laps	2 laps	88.23	1:08.540	33
16	71	SS	Jamie PATTERSON	Radical PR6	37	44:27.875	8 laps	2 laps	97.72	1:09.186	23
17	46	SS	FERGUSON/ALLEN	Radical SR3	37	51:20.469	8 laps	6:52.594	84.63	1:08.509	27
18	61	SS	Manhal ALLOS	Radical SR3	35	51:53.916	10 laps	2 laps	79.19	1:10.113	33

### NOT CLASSIFIED

DNC	96	MA	EL-AKABI/VERGERS	Radical SR8	22	24:49.987	23 laps	13 laps	104.03	1:06.482	10
DNC	20	SS	ASPINALL/SOUTHGATE	Radical Pro	9	10:45.458	36 laps	13 laps	98.24	1:10.870	8

### FASTEST LAP

	2	MA	JOHNSTON/MOSELEY	Radical SR8	31	1:04.178	109.79 mph	176.69 kph
	69	SS	DOLAN/HANCOCK	Radical SR3	29	1:07.977	103.65 mph	166.81 kph

Weather / Track : Cloudy / Dry

These results are provisional until the conclusion of any judicial and technical matters.

Donington National  
Circuit Length = 1.9573 miles  
Start: 14:51 End: 15:43

Clerk of Course :	Timekeeper :
-------------------	--------------

**DUNLOP Radical UK Cup**  
**RACE 14 - LAP CHART**

Lap 1			Lap 2			Lap 3			Lap 4			Lap 5		
No	Behind	Laptime	No	Behind	Laptime	No	Behind	Laptime	No	Behind	Laptime	No	Behind	Laptime
88		1:08.745	88		1:06.177	88		1:05.724	88		1:05.265	88		1:05.309
2	0.858	1:09.603	2	1.533	1:06.852	2	2.519	1:06.710	2	4.692	1:07.438	2	5.883	1:06.500
96	1.214	1:09.959	96	2.075	1:07.038	96	3.409	1:07.058	96	5.302	1:07.158	96	6.951	1:06.958
7	1.597	1:10.342	7	2.491	1:07.071	7	3.645	1:06.878	7	5.612	1:07.232	7	7.517	1:07.214
1	2.768	1:11.513	30	5.954	1:08.752	30	8.201	1:07.971	30	11.197	1:08.261	30	13.937	1:08.049
30	3.379	1:12.124	1	6.237	1:09.646	1	9.911	1:09.398	1	13.688	1:09.042	1	17.408	1:09.029
27	5.034	1:13.779	27	8.354	1:09.497	27	12.111	1:09.481	27	16.491	1:09.645	27	20.156	1:08.974
71	5.922	1:14.667	71	9.024	1:09.279	71	12.953	1:09.653	71	17.239	1:09.551	71	21.406	1:09.476
5	7.544	1:16.289	5	10.907	1:09.540	5	14.636	1:09.453	5	19.016	1:09.645	5	23.025	1:09.318
46	7.723	1:16.468	20	13.089	1:11.408	20	18.440	1:11.075	20	24.410	1:11.235	20	30.201	1:11.100
20	7.858	1:16.603	46	13.658	1:12.112	46	19.156	1:11.222	46	24.876	1:10.985	21	31.588	1:10.476
77	8.481	1:17.226	77	14.230	1:11.926	77	20.006	1:11.500	21	26.421	1:11.243	38	32.826	1:09.439
21	9.119	1:17.864	21	14.828	1:11.886	21	20.443	1:11.339	77	27.011	1:12.270	77	33.077	1:11.375
14	9.862	1:18.607	14	15.270	1:11.585	38	21.176	1:10.540	14	28.484	1:12.462	14	33.486	1:10.311
38	10.941	1:19.686	38	16.360	1:11.596	14	21.287	1:11.741	38	28.696	1:12.785	69	33.946	1:10.322
69	12.029	1:20.774	69	17.022	1:11.170	69	21.609	1:10.311	69	28.933	1:12.589	10	37.916	1:10.957
10	13.680	1:22.425	10	19.808	1:12.305	10	25.815	1:11.731	10	32.268	1:11.718	46	43.966	1:24.399 <b>P</b>
26	15.701	1:24.446	61	23.513	1:13.666	61	30.674	1:12.885	61	38.659	1:13.250	61	46.029	1:12.679
61	16.024	1:24.769	22	26.039	1:15.667	22	33.273	1:12.958	22	40.660	1:12.652	22	47.631	1:12.280
22	16.549	1:25.294	26	27.457	1:17.933	26	35.064	1:13.331	26	42.642	1:12.843	26	49.064	1:11.731

**DUNLOP Radical UK Cup**  
**RACE 14 - LAP CHART**

Lap 6			Lap 7			Lap 8			Lap 9			Lap 10		
No	Behind	Laptime	No	Behind	Laptime	No	Behind	Laptime	No	Behind	Laptime	No	Behind	Laptime
88		1:05.217	88		1:05.386	88		1:05.540	88		1:06.668	88		1:05.674
2	7.192	1:06.526	2	8.360	1:06.554	2	9.246	1:06.426	22	1 LAP	1:11.862	61	1 LAP	1:12.083
7	10.058	1:07.758	7	11.686	1:07.014	7	13.090	1:06.944	26	1 LAP	1:12.665	22	1 LAP	1:11.418
96	14.361	1:12.627	96	15.962	1:06.987	96	16.994	1:06.572	2	9.379	1:06.801	26	1 LAP	1:12.794
30	16.619	1:07.899	30	19.038	1:07.805	30	21.228	1:07.730	7	13.121	1:06.699	2	10.749	1:07.044
1	21.225	1:09.034	1	24.588	1:08.749	1	27.697	1:08.649	96	17.050	1:06.724	7	13.978	1:06.531
27	24.677	1:09.738	27	29.107	1:09.816	27	33.191	1:09.624	30	21.972	1:07.412	96	17.858	1:06.482
71	25.634	1:09.445	5	30.718	1:09.422	5	34.291	1:09.113	1	29.738	1:08.709	30	23.720	1:07.422
5	26.682	1:08.874	71	30.976	1:10.728	71	35.839	1:10.403	27	35.966	1:09.443	1	32.574	1:08.510
20	35.961	1:10.977	38	41.071	1:09.713	38	44.764	1:09.233	5	37.155	1:09.532	27	39.579	1:09.287
38	36.744	1:09.135	20	41.645	1:11.070	20	46.975	1:10.870	71	39.139	1:09.968	5	40.987	1:09.506
21	37.039	1:10.668	21	42.195	1:10.542	21	47.594	1:10.939	38	47.966	1:09.870	71	43.618	1:10.153
14	38.498	1:10.229	14	42.975	1:09.863	14	47.872	1:10.437	20	51.427	1:11.120	38	51.398	1:09.106
69	38.820	1:10.091	69	43.289	1:09.855	69	48.265	1:10.516	21	51.762	1:10.836	21	56.465	1:10.377
77	39.834	1:11.974	77	45.125	1:10.677	77	51.246	1:11.661	69	52.432	1:10.835	69	56.899	1:10.141
10	43.580	1:10.881	10	48.803	1:10.609	10	53.806	1:10.543	14	52.765	1:11.561	14	58.352	1:11.261
61	53.747	1:12.935	61	1:00.349	1:11.988	61	1:06.344	1:11.535	77	57.039	1:12.461	77	1:02.663	1:11.298
22	54.217	1:11.803	22	1:01.163	1:12.332				10	57.906	1:10.768	10	1:03.298	1:11.066
26	55.545	1:11.698	26	1:02.897	1:12.738									

**DUNLOP Radical UK Cup**  
**RACE 14 - LAP CHART**

Lap 11			Lap 12			Lap 13			Lap 14			Lap 15		
No	Behind	Laptime	No	Behind	Laptime	No	Behind	Laptime	No	Behind	Laptime	No	Behind	Laptime
88		1:05.802	88		1:06.076	88		1:06.327	88		1:06.243	88		1:05.776
2	11.732	1:06.785	77	1 LAP	1:11.666	14	1 LAP	1:10.324	69	1 LAP	1:10.471	69	1 LAP	1:09.118
61	1 LAP	1:12.367	10	1 LAP	1:11.669	77	1 LAP	1:11.956	21	1 LAP	1:12.050	21	1 LAP	1:10.791
22	1 LAP	1:12.351	2	12.229	1:06.573	10	1 LAP	1:12.235	14	1 LAP	1:10.201	14	1 LAP	1:10.770
7	15.113	1:06.937	7	16.742	1:07.705	2	12.521	1:06.619	2	14.160	1:07.882	2	15.614	1:07.230
26	1 LAP	1:12.672	61	1 LAP	1:10.980	7	17.133	1:06.718	10	1 LAP	1:12.094	7	18.818	1:06.700
96	18.930	1:06.874	22	1 LAP	1:11.333	96	21.315	1:08.153	77	1 LAP	1:13.453	10	1 LAP	1:10.855
30	25.133	1:07.215	96	19.489	1:06.635	22	1 LAP	1:13.748	7	17.894	1:07.004	77	1 LAP	1:11.682
1	35.610	1:08.838	30	27.686	1:08.629	61	1 LAP	1:15.193	96	21.997	1:06.925	96	22.864	1:06.643
27	43.212	1:09.435	1	38.497	1:08.963	30	29.825	1:08.466	22	1 LAP	1:12.736	30	35.825	1:08.295
5	44.344	1:09.159	46	6 LAPS	7:41.923	1	41.000	1:08.830	30	33.306	1:09.724	22	1 LAP	1:12.264
71	47.586	1:09.770	27	47.143	1:10.007	46	6 LAPS	1:10.148	61	1 LAP	1:15.358	61	1 LAP	1:11.947
38	54.929	1:09.333	5	47.804	1:09.536	27	50.381	1:09.565	1	44.042	1:09.285	26	3 LAPS	3:05.987
21	1:00.707	1:10.044	71	51.773	1:10.263	5	52.127	1:10.650	27	54.290	1:10.152	1	47.890	1:09.624
69	1:01.315	1:10.218	38	58.881	1:10.028	71	55.461	1:10.015	46	6 LAPS	1:12.384	27	58.290	1:09.776
14	1:02.430	1:09.880	26	1 LAP	1:48.549 P	38	1:02.044	1:09.490	5	56.133	1:10.249	46	6 LAPS	1:10.301
			21	1:04.516	1:09.885				71	59.210	1:09.992	5	1:00.631	1:10.274
			69	1:05.881	1:10.642				38	1:05.695	1:09.894	71	1:03.130	1:09.696

**DUNLOP Radical UK Cup**  
**RACE 14 - LAP CHART**

Lap 16			Lap 17			Lap 18			Lap 19			Lap 20		
No	Behind	Laptime	No	Behind	Laptime	No	Behind	Laptime	No	Behind	Laptime	No	Behind	Laptime
88		1:06.343	88		1:06.808	88		1:08.255	88		1:06.151	88		1:06.622
38	1 LAP	1:09.838	71	1 LAP	1:10.718	46	7 LAPS	1:11.398	27	1 LAP	1:10.748	27	1 LAP	1:10.480
69	1 LAP	1:09.488	38	1 LAP	1:09.029	71	1 LAP	1:10.226	5	1 LAP	1:10.802	5	1 LAP	1:10.348
21	1 LAP	1:09.646	69	1 LAP	1:09.333	38	1 LAP	1:08.827	46	7 LAPS	1:10.409	46	7 LAPS	1:10.606
14	1 LAP	1:09.849	21	1 LAP	1:10.220	69	1 LAP	1:09.740	71	1 LAP	1:10.154	71	1 LAP	1:10.386
2	16.144	1:06.873	14	1 LAP	1:09.931	2	15.684	1:07.507	38	1 LAP	1:08.734	38	1 LAP	1:08.703
7	19.868	1:07.393	2	16.432	1:07.096	14	1 LAP	1:10.668	2	16.975	1:07.442	2	17.422	1:07.069
10	1 LAP	1:10.469	7	19.916	1:06.856	7	18.777	1:07.116	69	1 LAP	1:10.456	7	19.941	1:07.163
96	25.529	1:09.008	96	27.097	1:08.376	21	1 LAP	1:11.861	7	19.400	1:06.774	69	1 LAP	1:10.583
77	1 LAP	1:12.102	10	1 LAP	1:12.475	26	4 LAPS	1:40.049	14	1 LAP	1:10.096	21	1 LAP	1:09.946
30	37.663	1:08.181	77	1 LAP	1:11.447	96	26.349	1:07.507	21	1 LAP	1:09.812	96	29.072	1:07.581
22	1 LAP	1:11.447	30	38.636	1:07.781	10	1 LAP	1:10.519	96	28.113	1:07.915	14	1 LAP	1:15.321
61	1 LAP	1:11.645	22	1 LAP	1:11.379	77	1 LAP	1:10.937	10	1 LAP	1:11.041	10	1 LAP	1:10.420
1	50.590	1:09.043	61	1 LAP	1:11.498	30	38.396	1:08.015	77	1 LAP	1:10.960	77	1 LAP	1:23.109
26	3 LAPS	1:13.566	1	52.696	1:08.914	22	1 LAP	1:10.772	30	40.415	1:08.170	22	1 LAP	1:13.801
27	1:02.506	1:10.559	27	1:07.304	1:11.606	1	55.302	1:10.861	26	4 LAPS	1:37.192	1	1:04.491	1:11.336
5	1:03.973	1:09.685	5	1:07.962	1:10.797	61	1 LAP	1:13.903	22	1 LAP	1:10.845	30	1:05.899	1:32.106 P
46	6 LAPS	1:10.648							1	59.777	1:10.626			
									61	1 LAP	1:13.222			

**DUNLOP Radical UK Cup**  
**RACE 14 - LAP CHART**

Lap 21			Lap 22			Lap 23			Lap 24			Lap 25		
No	Behind	Laptime	No	Behind	Laptime	No	Behind	Laptime	No	Behind	Laptime	No	Behind	Laptime
88		1:06.733	88		1:07.868 P	7		1:07.557 P	88		1:04.998	88		1:05.090
61	2 LAPS	1:11.906	22	2 LAPS	1:12.595	21	1 LAP	1:09.955	5	2 LAPS	3:21.508	77	2 LAPS	1:11.493
27	1 LAP	1:09.836	1	1 LAP	1:11.840 P	10	1 LAP	1:11.284 P	22	2 LAPS	2:26.809	1	1 LAP	1:10.435
5	1 LAP	1:09.924	27	1 LAP	1:12.882 P	30	1 LAP	1:09.863 P	46	7 LAPS	1:09.832	5	2 LAPS	1:09.594
46	7 LAPS	1:10.962	5	1 LAP	1:13.100 P	1	1 LAP	2:16.771	71	1 LAP	1:09.186	46	7 LAPS	1:10.352
38	1 LAP	1:09.823	38	1 LAP	1:10.563	88	58.036	2:25.610	27	1 LAP	1:06.869	22	2 LAPS	1:13.958
71	1 LAP	1:11.332	46	7 LAPS	1:12.198 P	46	7 LAPS	2:14.335	2	20.286	1:05.070	2	21.297	1:06.101
26	5 LAPS	1:38.732	2	18.210	1:08.422 P	71	1 LAP	2:20.698	38	1 LAP	2:28.915	27	1 LAP	1:07.258
2	17.656	1:06.967	71	1 LAP	1:11.765 P	27	1 LAP	2:27.866	7	26.363	2:29.397	71	1 LAP	1:10.091
7	20.115	1:06.907	7	20.017	1:07.770	2	1:18.250	2:27.614	69	1 LAP	1:08.523	38	1 LAP	1:08.864
69	1 LAP	1:09.832	61	2 LAPS	1:35.198 P	69	1 LAP	2:18.718	14	1 LAP	1:09.345	7	29.175	1:07.902
21	1 LAP	1:09.425	69	1 LAP	1:13.075 P	21	1:25.422	1:11.438 P	10	1 LAP	2:25.031	69	1 LAP	1:08.484
96	29.589	1:07.250	96	31.278	1:09.557 P	14	1 LAP	2:18.393	26	5 LAPS	1:10.163	14	1 LAP	1:08.816
14	1 LAP	1:10.566	21	1 LAP	1:10.462	26	5 LAPS	2:40.842				10	1 LAP	1:12.003
10	1 LAP	1:10.702	14	1 LAP	1:10.836 P	77	1 LAP	2:20.718				30	2 LAPS	3:19.368
77	1 LAP	1:12.381	26	5 LAPS	1:32.879 P	1	2:02.366	1:11.439						
			10	1 LAP	1:10.974									
			77	1 LAP	1:12.030 P									
			30	1 LAP	2:16.555									
			22	1 LAP	1:12.312 P									

**DUNLOP Radical UK Cup**  
**RACE 14 - LAP CHART**

Lap 26			Lap 27			Lap 28			Lap 29			Lap 30		
No	Behind	Laptime	No	Behind	Laptime	No	Behind	Laptime	No	Behind	Laptime	No	Behind	Laptime
88		1:04.996	88		1:05.038	88		1:04.677	88		1:05.095	88		1:05.215
26	6 LAPS	1:09.805	30	3 LAPS	1:09.414	30	3 LAPS	1:08.268	30	3 LAPS	1:09.358	30	3 LAPS	1:08.562
77	2 LAPS	1:12.260	10	2 LAPS	1:11.285	10	2 LAPS	1:10.123	10	2 LAPS	1:10.089	10	2 LAPS	1:10.120
1	1 LAP	1:10.134	26	6 LAPS	1:09.298	26	6 LAPS	1:09.613	26	6 LAPS	1:08.924	26	6 LAPS	1:09.068
5	2 LAPS	1:10.686	1	1 LAP	1:10.052	1	1 LAP	1:09.773	2	22.983	1:05.218	2	22.045	1:04.277
46	7 LAPS	1:09.145	77	2 LAPS	1:13.047	2	22.860	1:04.564	1	1 LAP	1:10.035	1	1 LAP	1:09.261
21	2 LAPS	3:09.032	5	2 LAPS	1:09.938	77	2 LAPS	1:12.098	27	1 LAP	1:06.650	27	1 LAP	1:06.147
2	22.535	1:06.234	2	22.973	1:05.476	5	2 LAPS	1:09.341	5	2 LAPS	1:09.327	5	2 LAPS	1:09.336
27	1 LAP	1:06.863	46	7 LAPS	1:09.868	27	1 LAP	1:06.554	77	2 LAPS	1:12.227	46	7 LAPS	1:09.054
22	2 LAPS	1:13.142	27	1 LAP	1:06.733	46	7 LAPS	1:09.836	46	7 LAPS	1:09.205	77	2 LAPS	1:12.706
71	1 LAP	1:09.568	21	2 LAPS	1:13.626	71	1 LAP	1:09.769	7	42.097	1:08.199	7	44.722	1:07.840
38	1 LAP	1:08.601	71	1 LAP	1:09.664	21	2 LAPS	1:13.056	71	1 LAP	1:10.408	71	1 LAP	1:09.640
7	32.336	1:08.157	22	2 LAPS	1:11.604	7	38.993	1:07.667	38	1 LAP	1:09.408	38	1 LAP	1:08.313
69	1 LAP	1:08.196	7	36.003	1:08.705	22	2 LAPS	1:11.562	69	1 LAP	1:09.763	69	1 LAP	1:07.977
14	1 LAP	1:08.762	38	1 LAP	1:09.607	38	1 LAP	1:08.436	21	2 LAPS	1:13.963	22	2 LAPS	1:12.564
			69	1 LAP	1:08.183	69	1 LAP	1:08.272	22	2 LAPS	1:12.834	21	2 LAPS	1:13.458
			14	1 LAP	1:08.742	14	1 LAP	1:08.658	14	1 LAP	1:08.531	61	9 LAPS	10.40.44 7
												14	1 LAP	1:08.715



**DUNLOP Radical UK Cup**  
**RACE 14 - LAP CHART**

Lap 31			Lap 32			Lap 33			Lap 34			Lap 35		
No	Behind	Laptime	No	Behind	Laptime	No	Behind	Laptime	No	Behind	Laptime	No	Behind	Laptime
88		1:05.042	88		1:05.247	88		1:06.683	88		1:05.166	88		1:06.464
30	3 LAPS	1:08.396	30	3 LAPS	1:08.948	14	2 LAPS	1:09.528	14	2 LAPS	1:09.076	77	3 LAPS	1:14.643
2	21.181	1:04.178	2	20.191	1:04.257	61	10 LAPS	1:11.770	22	3 LAPS	1:11.509	14	2 LAPS	1:08.465
26	6 LAPS	1:08.997	26	6 LAPS	1:09.461	21	3 LAPS	1:13.688	61	10 LAPS	1:11.503	22	3 LAPS	1:11.107
10	2 LAPS	1:10.818	10	2 LAPS	1:09.851	2	19.097	1:05.589	21	3 LAPS	1:12.732	61	10 LAPS	1:10.851
27	1 LAP	1:07.145	27	1 LAP	1:05.821	30	3 LAPS	1:08.122	2	18.152	1:04.221	2	16.204	1:04.516
1	1 LAP	1:10.100	1	1 LAP	1:09.564	26	6 LAPS	1:09.259	30	3 LAPS	1:08.330	21	3 LAPS	1:12.467
5	2 LAPS	1:09.366	5	2 LAPS	1:09.688	10	2 LAPS	1:09.918	26	6 LAPS	1:09.445	30	3 LAPS	1:08.601
46	7 LAPS	1:08.785	46	7 LAPS	1:08.744	27	1 LAP	1:05.785	27	1 LAP	1:06.968	27	1 LAP	1:06.658
77	2 LAPS	1:11.839	7	51.421	1:09.699	1	1 LAP	1:09.734	10	2 LAPS	1:10.597	26	6 LAPS	1:09.478
7	46.969	1:07.289	38	1 LAP	1:08.527	5	2 LAPS	1:09.312	1	1 LAP	1:09.783	10	2 LAPS	1:10.335
38	1 LAP	1:08.090	77	2 LAPS	1:13.904	46	7 LAPS	1:09.342	5	2 LAPS	1:09.161	1	1 LAP	1:09.959
69	1 LAP	1:08.974	69	1 LAP	1:08.218	7	52.210	1:07.472	46	7 LAPS	1:08.509	46	7 LAPS	1:09.277
71	1 LAP	1:10.872	71	1 LAP	1:09.560	38	1 LAP	1:08.397	7	54.190	1:07.146	5	2 LAPS	1:10.505
22	2 LAPS	1:10.894	22	2 LAPS	1:10.744	69	1 LAP	1:08.496	38	1 LAP	1:08.690	7	55.306	1:07.580
21	2 LAPS	1:12.596				71	1 LAP	1:10.487	69	1 LAP	1:08.244	38	1 LAP	1:09.383
14	1 LAP	1:11.073				77	2 LAPS	1:13.583	71	1 LAP	1:10.147	69	1 LAP	1:08.916
61	9 LAPS	1:13.202												

**DUNLOP Radical UK Cup**  
**RACE 14 - LAP CHART**

Lap 36			Lap 37			Lap 38			Lap 39			Lap 40		
No	Behind	Laptime	No	Behind	Laptime	No	Behind	Laptime	No	Behind	Laptime	No	Behind	Laptime
88		1:04.847	88		1:05.694	88		1:05.473	88		1:05.793	88		1:04.251
71	2 LAPS	1:10.144	38	2 LAPS	1:09.214	46	8 LAPS	1:13.150	7	1 LAP	1:08.872	1	2 LAPS	1:09.436
14	2 LAPS	1:09.059	69	2 LAPS	1:09.235	38	2 LAPS	1:08.697	5	3 LAPS	1:10.172	7	1 LAP	1:07.571
77	3 LAPS	1:14.773	71	2 LAPS	1:09.937	69	2 LAPS	1:08.713	46	8 LAPS	1:10.110	5	3 LAPS	1:09.676
2	15.900	1:04.543	14	2 LAPS	1:08.305	71	2 LAPS	1:09.904	38	2 LAPS	1:10.240	46	8 LAPS	1:10.287
22	3 LAPS	1:11.043	2	14.669	1:04.463	2	14.783	1:05.587	69	2 LAPS	1:10.189	2	14.516	1:04.604
61	10 LAPS	1:11.920	22	3 LAPS	1:10.942	14	2 LAPS	1:08.844	2	14.163	1:05.173	38	2 LAPS	1:10.889
21	3 LAPS	1:11.904	77	3 LAPS	1:17.602	22	3 LAPS	1:10.750	71	2 LAPS	1:10.160	69	2 LAPS	1:10.976
30	3 LAPS	1:07.922	61	10 LAPS	1:11.107	61	10 LAPS	1:11.944	14	2 LAPS	1:08.429	14	2 LAPS	1:09.100
27	1 LAP	1:06.105	30	3 LAPS	1:08.288	30	3 LAPS	1:09.086	22	3 LAPS	1:10.661	22	3 LAPS	1:10.975
26	6 LAPS	1:09.525	21	3 LAPS	1:12.270	77	3 LAPS	1:15.113	27	1 LAP	1:07.318	27	1 LAP	1:05.887
10	2 LAPS	1:10.156	27	1 LAP	1:05.946	27	1 LAP	1:06.404	30	3 LAPS	1:09.201	30	3 LAPS	1:08.536
1	1 LAP	1:09.442	26	6 LAPS	1:08.995	21	3 LAPS	1:12.287	61	10 LAPS	1:11.198	61	10 LAPS	1:10.935
5	2 LAPS	1:08.804	10	2 LAPS	1:10.002	26	6 LAPS	1:09.178	21	3 LAPS	1:11.303	21	3 LAPS	1:11.791
46	7 LAPS	1:10.431	1	1 LAP	1:09.041	10	2 LAPS	1:10.173	77	3 LAPS	1:14.577	77	3 LAPS	1:12.762
7	1:00.291	1:09.832	5	2 LAPS	1:09.189	1	1 LAP	1:09.840	26	6 LAPS	1:08.540	26	6 LAPS	1:08.844
			7	1:03.178	1:08.581				10	2 LAPS	1:10.398			

**DUNLOP Radical UK Cup**  
**RACE 14 - LAP CHART**

Lap 41			Lap 42			Lap 43			Lap 44			Lap 45		
No	Behind	Laptime	No	Behind	Laptime	No	Behind	Laptime	No	Behind	Laptime	No	Behind	Laptime
88		1:05.132	88		1:05.385	88		1:08.780	88		1:12.807	88		1:06.735
10	3 LAPS	1:10.799	10	3 LAPS	1:10.701	10	3 LAPS	1:10.241	77	4 LAPS	1:13.003	2	1.299	1:04.582
1	2 LAPS	1:09.493	7	1 LAP	1:08.567	7	1 LAP	1:08.012	2	3.452	1:05.781	7	1 LAP	1:08.953
7	1 LAP	1:07.698	1	2 LAPS	1:10.232	2	10.478	1:04.469	7	1 LAP	1:08.591	77	4 LAPS	1:15.101
5	3 LAPS	1:09.162	5	3 LAPS	1:09.120	1	2 LAPS	1:09.853	10	3 LAPS	1:12.703	10	3 LAPS	1:10.209
2	15.319	1:05.935	2	14.789	1:04.855	5	3 LAPS	1:09.507	1	2 LAPS	1:09.741	1	2 LAPS	1:10.348
46	8 LAPS	1:11.528	38	2 LAPS	1:09.773	69	2 LAPS	1:08.587	5	3 LAPS	1:09.020	5	3 LAPS	1:09.025
38	2 LAPS	1:09.157	69	2 LAPS	1:10.192	38	2 LAPS	1:10.175	69	2 LAPS	1:08.712	69	2 LAPS	1:08.049
69	2 LAPS	1:09.083	46	8 LAPS	1:11.761	46	8 LAPS	1:10.085	38	2 LAPS	1:08.742	38	2 LAPS	1:10.302
14	2 LAPS	1:08.645	14	2 LAPS	1:08.741	14	2 LAPS	1:08.636	46	8 LAPS	1:10.129	46	8 LAPS	1:10.541
27	1 LAP	1:05.925	27	1 LAP	1:05.855	27	1 LAP	1:05.845	14	2 LAPS	1:08.159	14	2 LAPS	1:08.636
22	3 LAPS	1:11.163	30	3 LAPS	1:08.996	30	3 LAPS	1:08.500	27	1 LAP	1:05.993	27	1 LAP	1:05.827
30	3 LAPS	1:09.203	22	3 LAPS	1:11.636	22	3 LAPS	1:11.128	30	3 LAPS	1:08.325	30	3 LAPS	1:08.464
61	10 LAPS	1:10.588	61	10 LAPS	1:10.966	61	10 LAPS	1:10.113	22	3 LAPS	1:10.656	22	3 LAPS	1:12.058
21	3 LAPS	1:10.867	26	6 LAPS	1:09.156	26	6 LAPS	1:08.801	61	10 LAPS	1:10.463	61	10 LAPS	1:11.902
26	6 LAPS	1:09.176	21	3 LAPS	1:11.593	21	3 LAPS	1:11.507	26	6 LAPS	1:09.048	26	6 LAPS	1:08.978
77	3 LAPS	1:12.368	77	3 LAPS	1:13.516				21	3 LAPS	1:11.363	21	3 LAPS	1:13.828

# BARC Westfield Sportscar Championship

## QUALIFYING - RACE 3 - CLASSIFICATION

POS	NO	CL	NAME	ENTRY	TIME	ON	LAPS	GAP	DIFF	MPH
1	1	B	Andrew SPENCER	Westfield SEi	1:21.270	7	9			86.70
2	19	B	Chris GOULD	Westfield Zetec	1:21.634	11	11	0.364	0.364	86.31
3	8	A	Michael ELLIS	Westfield Aerorace 2008	1:21.807	4	11	0.537	0.173	86.13
4	41	A	Darren SANSUM	Westfield Aero Race	1:22.037	4	11	0.767	0.230	85.88
5	29	B	William CHAPPELL	Westfield Zetec	1:22.067	8	11	0.797	0.030	85.85
6	24	B	Simon PRYKE	Westfield SE	1:22.251	5	11	0.981	0.184	85.66
7	3	B	Brian SMALL	Westfield Zetec	1:22.345	10	11	1.075	0.094	85.56
8	50	B	Brian DEAN	Westfield Zetec	1:22.348	11	11	1.078	0.003	85.56
9	71	B	Martin GARTSIDE	Westfield Se	1:22.541	10	11	1.271	0.193	85.36
10	70	A	Ben ELLIOT	Westfield Aerorace	1:22.703	8	10	1.433	0.162	85.19
11	36	B	Jon CHAPPELL	Westfield Zetec	1:22.809	10	10	1.539	0.106	85.08
12	55	A	Roger GREEN	Westfield Aerorace	1:22.909	11	11	1.639	0.100	84.98
13	21	B	Andy MOWBRAY	Westfield SEW	1:22.963	9	11	1.693	0.054	84.93
14	23	B	Paul TABERNER	Westfield Zetec	1:28.905	8	9	7.635	5.942	79.25
15	60	B	Mark CALLAHAN	Westfield 1800 Zetec	1:32.039	9	9	10.769	3.134	76.55

Weather / Track : Cloudy / Dry

These results are provisional until the conclusion of any judicial and technical matters.

Donington National  
 Circuit Length = 1.9573 miles  
 Start: 10:39 End: 10:55

Clerk of Course :	Timekeeper :
-------------------	--------------

# BARC Westfield Sportscar Championship

## QUALIFYING - RACE 3 - LAP ANALYSIS

<b>1</b>	<b>Andrew SPENCER</b>			Westfield SEi			
1 -	1:29.437	+ 8.167	10:41:24.803	6 -	1:21.353	+ 0.083	10:48:16.357
2 -	1:24.007	+ 2.737	10:42:48.810	7 -	<b>1:21.270</b>		<b>10:49:37.627</b>
3 -	1:22.325	+ 1.055	10:44:11.135	8 -	1:23.501 P	+ 2.231	10:51:01.128
4 -	1:21.924	+ 0.654	10:45:33.059	9 -	2:20.077 P	+ 58.807	10:53:21.205
5 -	1:21.945	+ 0.675	10:46:55.004				
<b>3</b>	<b>Brian SMALL</b>			Westfield Zetec			
1 -	1:32.493	+ 10.148	10:41:40.203	7 -	1:24.170	+ 1.825	10:50:02.839
2 -	1:26.340	+ 3.995	10:43:06.543	8 -	1:23.129	+ 0.784	10:51:25.968
3 -	1:23.730	+ 1.385	10:44:30.273	9 -	1:23.016	+ 0.671	10:52:48.984
4 -	1:22.443	+ 0.098	10:45:52.716	10 -	<b>1:22.345</b>		<b>10:54:11.329</b>
5 -	1:22.890	+ 0.545	10:47:15.606	11 -	1:22.996	+ 0.651	10:55:34.325
6 -	1:23.063	+ 0.718	10:48:38.669				
<b>8</b>	<b>Michael ELLIS</b>			Westfield Aerorace 2008			
1 -	1:31.735	+ 9.928	10:41:25.578	7 -	1:23.312	+ 1.505	10:49:46.860
2 -	1:26.092	+ 4.285	10:42:51.670	8 -	1:21.855	+ 0.048	10:51:08.715
3 -	1:22.329	+ 0.522	10:44:13.999	9 -	1:22.534	+ 0.727	10:52:31.249
4 -	<b>1:21.807</b>		<b>10:45:35.806</b>	10 -	1:22.392	+ 0.585	10:53:53.641
5 -	1:24.520	+ 2.713	10:47:00.326	11 -	1:26.541	+ 4.734	10:55:20.182
6 -	1:23.222	+ 1.415	10:48:23.548				
<b>19</b>	<b>Chris GOULD</b>			Westfield Zetec			
1 -	1:35.391	+ 13.757	10:41:32.097	7 -	1:25.021	+ 3.387	10:49:56.614
2 -	1:26.056	+ 4.422	10:42:58.153	8 -	1:21.927	+ 0.293	10:51:18.541
3 -	1:23.897	+ 2.263	10:44:22.050	9 -	1:21.981	+ 0.347	10:52:40.522
4 -	1:23.275	+ 1.641	10:45:45.325	10 -	1:22.768	+ 1.134	10:54:03.290
5 -	1:23.266	+ 1.632	10:47:08.591	11 -	<b>1:21.634</b>		<b>10:55:24.924</b>
6 -	1:23.002	+ 1.368	10:48:31.593				
<b>21</b>	<b>Andy MOWBRAY</b>			Westfield SEW			
1 -	1:29.042	+ 6.079	10:41:10.862	7 -	1:24.737	+ 1.774	10:49:35.537
2 -	1:24.324	+ 1.361	10:42:35.186	8 -	1:25.576	+ 2.613	10:51:01.113
3 -	1:23.375	+ 0.412	10:43:58.561	9 -	<b>1:22.963</b>		<b>10:52:24.076</b>
4 -	1:23.107	+ 0.144	10:45:21.668	10 -	1:24.011	+ 1.048	10:53:48.087
5 -	1:23.319	+ 0.356	10:46:44.987	11 -	1:23.264	+ 0.301	10:55:11.351
6 -	1:25.813	+ 2.850	10:48:10.800				
<b>23</b>	<b>Paul TABERNER</b>			Westfield Zetec			
1 -	1:39.401	+ 10.496	10:41:37.810	6 -	1:30.670	+ 1.765	10:49:28.546
2 -	1:36.335	+ 7.430	10:43:14.145	7 -	1:30.081	+ 1.176	10:50:58.627
3 -	1:33.830	+ 4.925	10:44:47.975	8 -	<b>1:28.905</b>		<b>10:52:27.532</b>
4 -	1:36.084	+ 7.179	10:46:24.059	9 -	1:34.834 P	+ 5.929	10:54:02.366
5 -	1:33.817	+ 4.912	10:47:57.876				
<b>24</b>	<b>Simon PRYKE</b>			Westfield SE			
1 -	1:27.706	+ 5.455	10:41:15.646	7 -	1:24.218	+ 1.967	10:49:34.402
2 -	1:23.700	+ 1.449	10:42:39.346	8 -	1:22.836	+ 0.585	10:50:57.238
3 -	1:22.370	+ 0.119	10:44:01.716	9 -	1:22.448	+ 0.197	10:52:19.686
4 -	1:22.658	+ 0.407	10:45:24.374	10 -	1:25.186	+ 2.935	10:53:44.872
5 -	<b>1:22.251</b>		<b>10:46:46.625</b>	11 -	1:22.605	+ 0.354	10:55:07.477
6 -	1:23.559	+ 1.308	10:48:10.184				
<b>29</b>	<b>William CHAPPELL</b>			Westfield Zetec			
1 -	1:33.212	+ 11.145	10:41:21.960	7 -	1:23.781	+ 1.714	10:49:48.455
2 -	1:26.505	+ 4.438	10:42:48.465	8 -	<b>1:22.067</b>		<b>10:51:10.522</b>
3 -	1:23.615	+ 1.548	10:44:12.080	9 -	1:22.289	+ 0.222	10:52:32.811
4 -	1:23.120	+ 1.053	10:45:35.200	10 -	1:23.299	+ 1.232	10:53:56.110
5 -	1:23.766	+ 1.699	10:46:58.966	11 -	1:24.758	+ 2.691	10:55:20.868
6 -	1:25.708	+ 3.641	10:48:24.674				

Donington National  
Circuit Length = 1.9573 miles  
Start: 10:39 End: 10:55

Weather / Track : Cloudy / Dry

# BARC Westfield Sportscar Championship


## QUALIFYING - RACE 3 - LAP ANALYSIS

<b>36</b>	<b>Jon CHAPPELL</b>		Westfield Zetec				
1 -	1:35.315	+ 12.506	10:41:21.670	6 -	1:25.630	+ 2.821	10:48:49.176
2 -	1:32.240	+ 9.431	10:42:53.910	7 -	1:25.642	+ 2.833	10:50:14.818
3 -	1:36.078	+ 13.269	10:44:29.988	8 -	1:59.634	+ 36.825	10:52:14.452
4 -	1:27.318	+ 4.509	10:45:57.306	9 -	1:35.509	+ 12.700	10:53:49.961
5 -	1:26.240	+ 3.431	10:47:23.546	10 -	<b>1:22.809</b>		<b>10:55:12.770</b>
<b>41</b>	<b>Darren SANSUM</b>		Westfield Aero Race				
1 -	1:32.061	+ 10.024	10:41:22.439	7 -	1:24.270	+ 2.233	10:49:47.362
2 -	1:27.186	+ 5.149	10:42:49.625	8 -	1:22.237	+ 0.200	10:51:09.599
3 -	1:25.089	+ 3.052	10:44:14.714	9 -	1:22.291	+ 0.254	10:52:31.890
4 -	<b>1:22.037</b>		<b>10:45:36.751</b>	10 -	1:24.339	+ 2.302	10:53:56.229
5 -	1:22.586	+ 0.549	10:46:59.337	11 -	1:23.350	+ 1.313	10:55:19.579
6 -	1:23.755	+ 1.718	10:48:23.092				
<b>50</b>	<b>Brian DEAN</b>		Westfield Zetec				
1 -	1:30.273	+ 7.925	10:41:36.735	7 -	1:25.297	+ 2.949	10:50:03.632
2 -	1:25.754	+ 3.406	10:43:02.489	8 -	1:22.823	+ 0.475	10:51:26.455
3 -	1:25.962	+ 3.614	10:44:28.451	9 -	1:22.357	+ 0.009	10:52:48.812
4 -	1:23.331	+ 0.983	10:45:51.782	10 -	1:22.939	+ 0.591	10:54:11.751
5 -	1:23.195	+ 0.847	10:47:14.977	11 -	<b>1:22.348</b>		<b>10:55:34.099</b>
6 -	1:23.358	+ 1.010	10:48:38.335				
<b>55</b>	<b>Roger GREEN</b>		Westfield Aerace				
1 -	1:28.949	+ 6.040	10:41:09.589	7 -	1:23.694	+ 0.785	10:49:35.176
2 -	1:24.896	+ 1.987	10:42:34.485	8 -	1:24.148	+ 1.239	10:50:59.324
3 -	1:23.588	+ 0.679	10:43:58.073	9 -	1:23.956	+ 1.047	10:52:23.280
4 -	1:23.814	+ 0.905	10:45:21.887	10 -	1:25.512	+ 2.603	10:53:48.792
5 -	1:23.421	+ 0.512	10:46:45.308	11 -	<b>1:22.909</b>		<b>10:55:11.701</b>
6 -	1:26.174	+ 3.265	10:48:11.482				
<b>60</b>	<b>Mark CALLAHAN</b>		Westfield 1800 Zetec				
1 -	1:46.267	+ 14.228	10:41:39.368	6 -	1:35.466	+ 3.427	10:50:01.352
2 -	1:51.247	+ 19.208	10:43:30.615	7 -	1:34.721	+ 2.682	10:51:36.073
3 -	1:42.672	+ 10.633	10:45:13.287	8 -	1:32.198	+ 0.159	10:53:08.271
4 -	1:37.126	+ 5.087	10:46:50.413	9 -	<b>1:32.039</b>		<b>10:54:40.310</b>
5 -	1:35.473	+ 3.434	10:48:25.886				
<b>70</b>	<b>Ben ELLIOT</b>		Westfield Aerorace				
1 -	1:28.224	+ 5.521	10:41:31.326	6 -	1:23.003	+ 0.300	10:48:50.485
2 -	1:23.899	+ 1.196	10:42:55.225	7 -	1:23.694	+ 0.991	10:50:14.179
3 -	1:45.831	+ 23.128	10:44:41.056	8 -	<b>1:22.703</b>		<b>10:51:36.882</b>
4 -	1:23.156	+ 0.453	10:46:04.212	9 -	1:23.264	+ 0.561	10:53:00.146
5 -	1:23.270	+ 0.567	10:47:27.482	10 -	1:23.451	+ 0.748	10:54:23.597
<b>71</b>	<b>Martin GARTSIDE</b>		Westfield Se				
1 -	1:34.827	+ 12.286	10:41:27.959	7 -	1:24.456	+ 1.915	10:49:53.291
2 -	1:27.041	+ 4.500	10:42:55.000	8 -	1:23.546	+ 1.005	10:51:16.837
3 -	1:23.975	+ 1.434	10:44:18.975	9 -	1:22.878	+ 0.337	10:52:39.715
4 -	1:23.540	+ 0.999	10:45:42.515	10 -	<b>1:22.541</b>		<b>10:54:02.256</b>
5 -	1:23.178	+ 0.637	10:47:05.693	11 -	1:22.990	+ 0.449	10:55:25.246
6 -	1:23.142	+ 0.601	10:48:28.835				

Weather / Track : Cloudy / Dry

# BARC Westfield Sportscar Championship

## RACE 3 - GRID

ROW 8	1:32.039 60 Mark CALLAHAN	
ROW 7	1:22.963 21 Andy MOWBRAY	1:28.905 23 Paul TABERNER
ROW 6	1:22.809 36 Jon CHAPPELL	1:22.909 55 Roger GREEN
ROW 5	1:22.541 71 Martin GARTSIDE	1:22.703 70 Ben ELLIOT
ROW 4	1:22.345 3 Brian SMALL	1:22.348 50 Brian DEAN
ROW 3	1:22.067 29 William CHAPPELL	1:22.251 24 Simon PRYKE
ROW 2	1:21.807 8 Michael ELLIS	1:22.037 41 Darren SANSUM
ROW 1	1:21.270 1 Andrew SPENCER	1:21.634 19 Chris GOULD
<b>Pole</b>		
		

Donington National  
Circuit Length = 1.9573 miles

**These results are provisional until the conclusion of any judicial and technical matters.**

Clerk of Course :		Timekeeper :

# BARC Westfield Sportscar Championship

## RACE 3 - CLASSIFICATION

POS	NO	CL	NAME	ENTRY	LAPS	TIME	GAP	DIFF	MPH	BEST	ON
1	1	B	<b>Andrew SPENCER</b>	Westfield SEi	15	20:22.980			86.42	1:20.869	11
2	8	A	<b>Michael ELLIS</b>	Westfield Aerorace 2008	15	20:23.119	<b>0.139</b>	0.139	86.41	1:20.752	2
3	29	B	<b>William CHAPPELL</b>	Westfield Zetec	15	20:37.696	<b>14.716</b>	14.577	85.39	1:21.338	11
4	19	B	<b>Chris GOULD</b>	Westfield Zetec	15	20:43.941	<b>20.961</b>	6.245	84.96	1:20.862	11
5	3	B	<b>Brian SMALL</b>	Westfield Zetec	15	20:44.439	<b>21.459</b>	0.498	84.93	1:21.382	13
6	24	B	<b>Simon PRYKE</b>	Westfield SE	15	20:50.779	<b>27.799</b>	6.340	84.50	1:21.371	13
7	21	B	<b>Andy MOWBRAY</b>	Westfield SEW	15	20:55.519	<b>32.539</b>	4.740	84.18	1:21.840	11
8	71	B	<b>Martin GARTSIDE</b>	Westfield Se	15	20:55.688	<b>32.708</b>	0.169	84.17	1:22.196	7
9	50	B	<b>Brian DEAN</b>	Westfield Zetec	15	20:55.931	<b>32.951</b>	0.243	84.15	1:21.918	10
10	41	A	<b>Darren SANSUM</b>	Westfield Aero Race	15	20:58.315	<b>35.335</b>	2.384	83.99	1:21.419	14
11	36	B	<b>Jon CHAPPELL</b>	Westfield Zetec	15	21:09.273	<b>46.293</b>	10.958	83.26	1:22.119	6
12	55	A	<b>Roger GREEN</b>	Westfield Aerorace	15	21:09.485	<b>46.505</b>	0.212	83.25	1:23.288	11
13	60	B	<b>Mark CALLAHAN</b>	Westfield 1800 Zetec	15	21:32.052	<b>1:09.072</b>	22.567	81.80	1:24.163	13
14	23	B	<b>Paul TABERNER</b>	Westfield Zetec	15	21:45.891	<b>1:22.911</b>	13.839	80.93	1:24.910	15

### NOT CLASSIFIED

<i>DNF</i>	70	A	<b>Ben ELLIOT</b>	Westfield Aerorace	7	10:15.702	<b>8 laps</b>	8 laps	80.10	1:23.518	2
------------	----	---	-------------------	--------------------	---	-----------	---------------	--------	-------	----------	---

### FASTEST LAP

8	A	<b>Michael ELLIS</b>	Westfield Aerorace 2008	2	1:20.752	87.25 mph	140.42 kph
19	B	<b>Chris GOULD</b>	Westfield Zetec	11	1:20.862	87.13 mph	140.23 kph

Car 24 - 10 seconds added to finish time

Weather / Track : Cloudy / Dry

These results are provisional until the conclusion of any judicial and technical matters.

Donington National  
Circuit Length = 1.9573 miles  
Start: 16:44 End: 17:06

Clerk of Course :		Timekeeper :
-------------------	--	--------------



# BARC Westfield Sportscar Championship

## RACE 3 - LAP CHART

Lap 1			Lap 2			Lap 3			Lap 4			Lap 5		
No	Behind	Laptime	No	Behind	Laptime	No	Behind	Laptime	No	Behind	Laptime	No	Behind	Laptime
1		1:25.094	1		1:21.485	1		1:21.164	1		1:21.589	1		1:20.883
8	0.862	1:25.956	8	0.129	1:20.752	8	0.162	1:21.197	8	0.193	1:21.620	8	0.790	1:21.480
24	2.010	1:27.104	24	2.123	1:21.598	24	2.419	1:21.460	24	2.386	1:21.556	24	3.920	1:22.417
29	2.435	1:27.529	29	3.929	1:22.979	29	5.566	1:22.801	29	6.440	1:22.463	29	7.474	1:21.917
19	2.873	1:27.967	19	5.830	1:24.442	19	7.005	1:22.339	19	8.379	1:22.963	19	10.331	1:22.835
3	3.112	1:28.206	55	6.089	1:24.257	21	8.335	1:22.873	3	10.052	1:22.868	3	11.564	1:22.395
55	3.317	1:28.411	3	6.494	1:24.867	3	8.773	1:23.443	21	10.208	1:23.462	21	14.086	1:24.761
50	4.141	1:29.235	21	6.626	1:23.408	55	8.991	1:24.066	55	12.153	1:24.751	55	15.441	1:24.171
21	4.703	1:29.797	71	7.184	1:23.352	71	9.209	1:23.189	71	12.683	1:25.063	71	15.570	1:23.770
71	5.317	1:30.411	50	7.563	1:24.907	50	10.484	1:24.085	50	12.796	1:23.901	50	16.268	1:24.355
41	5.545	1:30.639	41	7.662	1:23.602	70	10.673	1:24.031	41	13.079	1:23.573	41	16.619	1:24.423
70	5.773	1:30.867	70	7.806	1:23.518	41	11.095	1:24.597	70	13.364	1:24.280	70	17.854	1:25.373
60	5.826	1:30.920	36	13.279	1:28.637	36	16.887	1:24.772	36	19.168	1:23.870	36	21.694	1:23.409
36	6.127	1:31.221	23	15.732	1:28.772	60	22.531	1:27.748	60	27.737	1:26.795	60	32.744	1:25.890
23	8.445	1:33.539	60	15.947	1:31.606	23	23.216	1:28.648	23	28.891	1:27.264	23	34.828	1:26.820

Car 24 - 10 seconds added to finish time

Weather / Track : Cloudy / Dry

[www.tsl-timing.com](http://www.tsl-timing.com)

Donington National  
Circuit Length = 1.9573 miles  
Start: 16:44 End: 17:06

# BARC Westfield Sportscar Championship

## RACE 3 - LAP CHART

Lap 6			Lap 7			Lap 8			Lap 9			Lap 10		
No	Behind	Laptime	No	Behind	Laptime	No	Behind	Laptime	No	Behind	Laptime	No	Behind	Laptime
1		1:21.172	1		1:22.087	1		1:21.200	1		1:20.985	1		1:21.226
8	0.431	1:20.813	8	0.243	1:21.899	8	0.369	1:21.326	8	0.579	1:21.195	8	0.319	1:20.966
24	5.093	1:22.345	24	4.818	1:21.812	24	5.489	1:21.871	24	6.403	1:21.899	24	7.233	1:22.056
29	8.549	1:22.247	29	9.011	1:22.549	29	10.087	1:22.276	29	10.903	1:21.801	29	12.155	1:22.478
19	11.835	1:22.676	19	12.137	1:22.389	19	14.056	1:23.119	19	15.724	1:22.653	19	16.841	1:22.343
3	12.646	1:22.254	3	13.430	1:22.871	3	14.432	1:22.202	3	16.265	1:22.818	3	17.053	1:22.014
21	15.735	1:22.821	71	17.117	1:22.196	21	18.677	1:22.623	71	21.033	1:22.905	71	22.277	1:22.470
71	17.008	1:22.610	21	17.254	1:23.606	71	19.113	1:23.196	50	21.865	1:22.211	50	22.557	1:21.918
55	19.069	1:24.800	50	19.670	1:22.621	50	20.639	1:22.169	21	22.420	1:24.728	21	23.366	1:22.172
50	19.136	1:24.040	55	22.122	1:25.140	36	26.612	1:23.592	55	30.738	1:24.935	41	33.364	1:23.788
41	19.145	1:23.698	41	22.186	1:25.128	55	26.788	1:25.866	41	30.802	1:24.700	36	33.876	1:24.029
70	20.935	1:24.253	36	24.220	1:23.666	41	27.087	1:26.101	36	31.073	1:25.446	55	34.071	1:24.559
36	22.641	1:22.119	60	41.260	1:25.758	60	45.472	1:25.412	60	49.466	1:24.979	60	52.912	1:24.672
60	37.589	1:26.017	70	42.228	1:43.380 P	23	51.249	1:26.934	23	56.437	1:26.173	23	1:01.311	1:26.100
23	40.614	1:26.958	23	45.515	1:26.988									

Car 24 - 10 seconds added to finish time

Weather / Track : Cloudy / Dry

www.tsl-timing.com

Donington National  
Circuit Length = 1.9573 miles  
Start: 16:44 End: 17:06

# BARC Westfield Sportscar Championship

## RACE 3 - LAP CHART

Lap 11			Lap 12			Lap 13			Lap 14			Lap 15		
No	Behind	Laptime	No	Behind	Laptime	No	Behind	Laptime	No	Behind	Laptime	No	Behind	Laptime
1		1:20.869	1		1:21.086	1		1:21.394	8		1:21.387	1		1:21.230
8	0.379	1:20.929	8	0.299	1:21.006	8	0.094	1:21.189	1	0.035	1:21.516	8	0.139	1:21.404
24	8.216	1:21.852	24	8.646	1:21.516	24	8.623	1:21.371	24	9.862	1:22.720	29	14.716	1:22.064
29	12.624	1:21.338	29	12.985	1:21.447	29	13.395	1:21.804	29	13.917	1:22.003	24	17.799	1:29.202
19	16.834	1:20.862	19	17.821	1:22.073	19	18.587	1:22.160	19	19.653	1:22.547	19	20.961	1:22.573
3	18.010	1:21.826	3	19.017	1:22.093	3	19.005	1:21.382	3	19.878	1:22.354	3	21.459	1:22.846
50	23.824	1:22.136	50	25.329	1:22.591	21	28.125	1:23.750	21	30.113	1:23.469	21	32.539	1:23.691
71	24.023	1:22.615	71	25.545	1:22.608	50	28.356	1:24.421	71	30.302	1:22.891	71	32.708	1:23.671
21	24.337	1:21.840	21	25.769	1:22.518	71	28.892	1:24.741	50	31.067	1:24.192	50	32.951	1:23.149
41	34.160	1:21.665	41	34.700	1:21.626	41	35.095	1:21.789	41	35.033	1:21.419	41	35.335	1:21.567
55	36.490	1:23.288	55	39.501	1:24.097	55	42.028	1:23.921	36	44.053	1:23.249	36	46.293	1:23.505
36	36.831	1:23.824	36	39.650	1:23.905	36	42.285	1:24.029	55	44.157	1:23.610	55	46.505	1:23.613
60	56.518	1:24.475	60	1:00.098	1:24.666	60	1:02.867	1:24.163	60	1:05.694	1:24.308	60	1:09.072	1:24.643
23	1:06.829	1:26.387	23	1:11.366	1:25.623	23	1:15.610	1:25.638	23	1:19.266	1:25.137	23	1:22.911	1:24.910

Car 24 - 10 seconds added to finish time

Weather / Track : Cloudy / Dry

[www.tsl-timing.com](http://www.tsl-timing.com)

Donington National  
Circuit Length = 1.9573 miles  
Start: 16:44 End: 17:06

**Thermex Classic Saloon & Historic Touring Cars**  
**QUALIFYING - RACE 4 - CLASSIFICATION**

POS	NO	CL	NAME	ENTRY	TIME	ON	LAPS	GAP	DIFF	MPH
1	15	C	Phil MANSER	Austin Mini Cooper	1:31.216	4	10			77.24
2	4	F	Thomas LAILEY de VIL	Lotus Cortina	1:32.190	4	8	0.974	0.974	76.43
3	8	C	Nick JONES	Ford Anglia	1:32.503	5	9	1.287	0.313	76.17
4	71	F	Leslie NASH	Lotus Ford Cortina	1:35.328	2	2	4.112	2.825	73.91
5	1	E	Andy MESSHAM	Austin Mini Seven	1:35.388	4	9	4.172	0.060	73.86
6	77	C	Richard SPRIGG	Ford Anglia 105E	1:35.664	2	2	4.448	0.276	73.65
7	83	G	Tim DODWELL	Austin Cooper S	1:38.699	4	5	7.483	3.035	71.39
8	18	C	Andy JOHNSON	Toyota Corona	1:38.970	7	9	7.754	0.271	71.19
9	74	D	Jeremy KNIGHT	Austin A35	1:42.371	8	8	11.155	3.401	68.82
10	99	G	Ceila STEVENS	Peerless GT Phase One	1:43.674	8	8	12.458	1.303	67.96
11	2	D	Julian CROSSLEY	Morris Mini	1:46.675	4	7	15.459	3.001	66.05
12	68	E	Keith WRIGHT	Morris Minor	1:52.467	8	8	21.251	5.792	62.65

Car 1 - Please fit Working Transponder

Weather / Track : Cloudy / Dry

These results are provisional until the conclusion of any judicial and technical matters.

Donington National  
 Circuit Length = 1.9573 miles  
 Start: 11:02 End: 11:20

Clerk of Course :		Timekeeper :
-------------------	--	--------------

# Thermex Classic Saloon & Historic Touring Cars

## QUALIFYING - RACE 4 - LAP ANALYSIS

<b>1</b>	<b>Andy MESSHAM</b>		Austin Mini Seven				
1 -	1:44.389	+ 9.001	11:04:54.454	6 -	1:37.245	+ 1.857	11:12:59.022
2 -	1:39.426	+ 4.038	11:06:33.880	7 -	1:35.892	+ 0.504	11:14:34.914
3 -	1:36.026	+ 0.638	11:08:09.906	8 -	1:38.098	+ 2.710	11:16:13.012
4 -	<b>1:35.388</b>		<b>11:09:45.294</b>	9 -	1:36.663	+ 1.275	11:17:49.675
5 -	1:36.483	+ 1.095	11:11:21.777				
<b>2</b>	<b>Julian CROSSLEY</b>		Morris Mini				
1 -	1:56.381	+ 9.706	11:05:14.214	5 -	1:47.027 P	+ 0.352	11:12:29.696
2 -	1:51.116	+ 4.441	11:07:05.330	6 -	4:24.731	+ 2:38.056	11:16:54.427
3 -	1:50.664	+ 3.989	11:08:55.994	7 -	2:14.009 P	+ 27.334	11:19:08.436
4 -	<b>1:46.675</b>		<b>11:10:42.669</b>				
<b>4</b>	<b>Thomas LAILEY de VIL</b>		Lotus Cortina				
1 -	1:41.492	+ 9.302	11:04:57.920	5 -	1:32.558	+ 0.368	11:11:11.487
2 -	1:34.495	+ 2.305	11:06:32.415	6 -	1:32.853	+ 0.663	11:12:44.340
3 -	1:34.324	+ 2.134	11:08:06.739	7 -	1:32.604	+ 0.414	11:14:16.944
4 -	<b>1:32.190</b>		<b>11:09:38.929</b>	8 -	2:13.102 P	+ 40.912	11:16:30.046
<b>8</b>	<b>Nick JONES</b>		Ford Anglia				
1 -	1:44.960	+ 12.457	11:04:56.284	6 -	1:33.080	+ 0.577	11:12:46.134
2 -	1:36.842	+ 4.339	11:06:33.126	7 -	1:32.858	+ 0.355	11:14:18.992
3 -	1:34.609	+ 2.106	11:08:07.735	8 -	1:34.209	+ 1.706	11:15:53.201
4 -	1:32.816	+ 0.313	11:09:40.551	9 -	1:33.260	+ 0.757	11:17:26.461
5 -	<b>1:32.503</b>		<b>11:11:13.054</b>				
<b>15</b>	<b>Phil MANSER</b>		Austin Mini Cooper				
1 -	1:40.864	+ 9.648	11:04:53.224	6 -	1:31.478	+ 0.262	11:12:34.297
2 -	1:35.007	+ 3.791	11:06:28.231	7 -	1:32.647	+ 1.431	11:14:06.944
3 -	1:32.045	+ 0.829	11:08:00.276	8 -	1:32.464	+ 1.248	11:15:39.408
4 -	<b>1:31.216</b>		<b>11:09:31.492</b>	9 -	1:31.996	+ 0.780	11:17:11.404
5 -	1:31.327	+ 0.111	11:11:02.819	10 -	1:32.744	+ 1.528	11:18:44.148
<b>18</b>	<b>Andy JOHNSON</b>		Toyota Corona				
1 -	1:47.572	+ 8.602	11:04:58.066	6 -	1:39.581	+ 0.611	11:13:22.044
2 -	1:41.247	+ 2.277	11:06:39.313	7 -	<b>1:38.970</b>		<b>11:15:01.014</b>
3 -	1:40.256	+ 1.286	11:08:19.569	8 -	1:43.550	+ 4.580	11:16:44.564
4 -	1:43.314	+ 4.344	11:10:02.883	9 -	1:39.008	+ 0.038	11:18:23.572
5 -	1:39.580	+ 0.610	11:11:42.463				
<b>68</b>	<b>Keith WRIGHT</b>		Morris Minor				
1 -	2:00.583	+ 8.116	11:05:14.135	5 -	1:54.616	+ 2.149	11:13:02.980
2 -	1:56.435	+ 3.968	11:07:10.570	6 -	1:53.319	+ 0.852	11:14:56.299
3 -	2:01.944	+ 9.477	11:09:12.514	7 -	1:55.785	+ 3.318	11:16:52.084
4 -	1:55.850	+ 3.383	11:11:08.364	8 -	<b>1:52.467</b>		<b>11:18:44.551</b>
<b>71</b>	<b>Leslie NASH</b>		Lotus Ford Cortina				
1 -	1:43.617	+ 8.289	11:04:52.376	2 -	<b>1:35.328</b>		<b>11:06:27.704</b>
<b>74</b>	<b>Jeremy KNIGHT</b>		Austin A35				
1 -	2:01.720	+ 19.349	11:05:21.290	5 -	1:43.730	+ 1.359	11:12:33.190
2 -	1:51.086	+ 8.715	11:07:12.376	6 -	1:45.372	+ 3.001	11:14:18.562
3 -	1:51.139	+ 8.768	11:09:03.515	7 -	1:45.006	+ 2.635	11:16:03.568
4 -	1:45.945	+ 3.574	11:10:49.460	8 -	<b>1:42.371</b>		<b>11:17:45.939</b>
<b>77</b>	<b>Richard SPRIGG</b>		Ford Anglia 105E				
1 -	1:38.854	+ 3.190	11:04:58.798	2 -	<b>1:35.664</b>		<b>11:06:34.462</b>
<b>83</b>	<b>Tim DODWELL</b>		Austin Cooper S				
1 -	1:57.943	+ 19.244	11:05:14.467	4 -	<b>1:38.699</b>		<b>11:10:10.686</b>
2 -	1:38.815	+ 0.116	11:06:53.282	5 -	2:04.180 P	+ 25.481	11:12:14.866
3 -	1:38.705	+ 0.006	11:08:31.987				

Car 1 - Please fit Working Transponder

Weather / Track : Cloudy / Dry

www.tsl-timing.com

Donington National  
Circuit Length = 1.9573 miles  
Start: 11:02 End: 11:20

Page 1 of 2

Printed - 11.20 Saturday, 02 August 2008

**Thermex Classic Saloon & Historic Touring Cars**  
**QUALIFYING - RACE 4 - LAP ANALYSIS**

<b>99</b>	<b>Ceila STEVENS</b>			<b>Peerless GT Phase One</b>			
<b>1</b> -	1:54.948	+ 11.274	11:05:18.964	<b>5</b> -	1:46.018	+ 2.344	11:12:26.803
<b>2</b> -	1:47.530	+ 3.856	11:07:06.494	<b>6</b> -	1:45.771	+ 2.097	11:14:12.574
<b>3</b> -	1:48.087	+ 4.413	11:08:54.581	<b>7</b> -	1:46.276	+ 2.602	11:15:58.850
<b>4</b> -	1:46.204	+ 2.530	11:10:40.785	<b>8</b> -	<b>1:43.674</b>		<b>11:17:42.524</b>

Car 1 - Please fit Working Transponder


Weather / Track : Cloudy / Dry

www.tsl-timing.com

Donington National  
 Circuit Length = 1.9573 miles  
 Start: 11:02 End: 11:20

# Thermex Classic Saloon & Historic Touring Cars

## RACE 4 - GRID

ROW 6	1:46.675 2 Julian CROSSLEY	1:52.467 68 Keith WRIGHT
ROW 5	1:42.371 74 Jeremy KNIGHT	1:43.674 99 Ceila STEVENS
ROW 4	1:38.699 83 Tim DODWELL	1:38.970 18 Andy JOHNSON
ROW 3	1:35.388 1 Andy MESSHAM	1:35.664 77 Richard SPRIGG
ROW 2	1:32.503 8 Nick JONES	1:35.328 71 Leslie NASH
ROW 1	1:31.216 15 Phil MANSER	1:32.190 4 Thomas LAILEY de VIL
<b>Pole</b>		
		

Donington National  
Circuit Length = 1.9573 miles

**These results are provisional until the conclusion of any judicial and technical matters.**

Clerk of Course :		Timekeeper :

# Thermex Classic Saloon & Historic Touring Cars

## RACE 4 - CLASSIFICATION

POS	NO	CL	NAME	ENTRY	LAPS	TIME	GAP	DIFF	MPH	BEST	ON
1	8	C	<b>Nick JONES</b>	Ford Anglia	9	15:51.416			66.65	1:32.480	8
2	15	C	<b>Phil MANSER</b>	Austin Mini Cooper	9	15:52.704	<b>1.288</b>	1.288	66.56	1:32.102	8
3	4	F	<b>Thomas LAILEY de VIL</b>	Lotus Cortina	9	15:54.973	<b>3.557</b>	2.269	66.40	1:33.019	7
4	71	F	<b>Leslie NASH</b>	Lotus Ford Cortina	9	15:58.132	<b>6.716</b>	3.159	66.18	1:32.389	8
5	1	E	<b>Andy MESSHAM</b>	Austin Mini Seven	9	16:16.875	<b>25.459</b>	18.743	64.91	1:36.849	8
6	18	C	<b>Andy JOHNSON</b>	Toyota Corona	9	16:19.438	<b>28.022</b>	2.563	64.74	1:36.892	8
7	83	G	<b>Tim DODWELL</b>	Austin Cooper S	9	16:22.141	<b>30.725</b>	2.703	64.56	1:37.927	8
8	99	G	<b>Ceila STEVENS</b>	Peerless GT Phase One	9	16:57.685	<b>1:06.269</b>	35.544	62.31	1:46.074	9
9	78	E	<b>Robert STRUTT</b>	Morris Minor	8	17:29.775	<b>1 lap</b>	1 lap	53.69	1:55.261	6
10	68	E	<b>Keith WRIGHT</b>	Morris Minor	8	17:30.012	<b>1 lap</b>	0.237	53.68	1:55.850	7
NOT CLASSIFIED											
DNF	77	C	<b>Richard SPRIGG</b>	Ford Anglia 105E	0						
DNF	2	D	<b>Julian CROSSLEY</b>	Morris Mini	7	13:17.069	<b>2 laps</b>	0.000	61.88	1:43.259	7
DNF	74	D	<b>Jeremy KNIGHT</b>	Austin A35	0						
FASTEST LAP											
15	C	<b>Phil MANSER</b>	Austin Mini Cooper	8	1:32.102			76.50 mph		123.12 kph	
71	F	<b>Leslie NASH</b>	Lotus Ford Cortina	8	1:32.389			76.26 mph		122.73 kph	
1	E	<b>Andy MESSHAM</b>	Austin Mini Seven	8	1:36.849			72.75 mph		117.08 kph	
83	G	<b>Tim DODWELL</b>	Austin Cooper S	8	1:37.927			71.95 mph		115.79 kph	
2	D	<b>Julian CROSSLEY</b>	Morris Mini	7	1:43.259			68.23 mph		109.81 kph	

Weather / Track : Cloudy / Dry

These results are provisional until the conclusion of any judicial and technical matters.

Donington National  
Circuit Length = 1.9573 miles  
Start: 17:17 End: 17:35

Clerk of Course :		Timekeeper :
-------------------	--	--------------



# Thermex Classic Saloon & Historic Touring Cars

## RACE 4 - CLASSIFICATION Amended

POS	NO	CL	NAME	ENTRY	LAPS	TIME	GAP	DIFF	MPH	BEST	ON
1	8	C	<b>Nick JONES</b>	Ford Anglia	9	15:51.416			66.65	1:32.480	8
2	15	C	<b>Phil MANSER</b>	Austin Mini Cooper	9	15:52.704	<b>1.288</b>	1.288	66.56	1:32.102	8
3	4	F	<b>Thomas LAILEY de VIL</b>	Lotus Cortina	9	15:54.973	<b>3.557</b>	2.269	66.40	1:33.019	7
4	71	F	<b>Leslie NASH</b>	Lotus Ford Cortina	9	15:58.132	<b>6.716</b>	3.159	66.18	1:32.389	8
5	1	E	<b>Andy MESSHAM</b>	Austin Mini Seven	9	16:16.875	<b>25.459</b>	18.743	64.91	1:36.849	8
6	18	G	<b>Andy JOHNSON</b>	Toyota Corona	9	16:19.438	<b>28.022</b>	2.563	64.74	1:36.892	8
7	83	G	<b>Tim DODWELL</b>	Austin Cooper S	9	16:22.141	<b>30.725</b>	2.703	64.56	1:37.927	8
8	99	G	<b>Ceila STEVENS</b>	Peerless GT Phase One	9	16:57.685	<b>1:06.269</b>	35.544	62.31	1:46.074	9
9	78	E	<b>Robert STRUTT</b>	Morris Minor	8	17:29.775	<b>1 lap</b>	1 lap	53.69	1:55.261	6
10	68	E	<b>Keith WRIGHT</b>	Morris Minor	8	17:30.012	<b>1 lap</b>	0.237	53.68	1:55.850	7
NOT CLASSIFIED											
DNF	77	C	<b>Richard SPRIGG</b>	Ford Anglia 105E	0						
DNF	2	D	<b>Julian CROSSLEY</b>	Morris Mini	7	13:17.069	<b>2 laps</b>	0.000	61.88	1:43.259	7
DNF	74	D	<b>Jeremy KNIGHT</b>	Austin A35	0						
DNF	11	F	<b>Roger STANFORD</b>	Lotus Cortina MK1	0						
FASTEST LAP											
15	C	<b>Phil MANSER</b>	Austin Mini Cooper	8	1:32.102		76.50 mph		123.12 kph		
71	F	<b>Leslie NASH</b>	Lotus Ford Cortina	8	1:32.389		76.26 mph		122.73 kph		
1	E	<b>Andy MESSHAM</b>	Austin Mini Seven	8	1:36.849		72.75 mph		117.08 kph		
18	G	<b>Andy JOHNSON</b>	Toyota Corona	8	1:36.892		72.72 mph		117.03 kph		
2	D	<b>Julian CROSSLEY</b>	Morris Mini	7	1:43.259		68.23 mph		109.81 kph		

Car 18 - Change of Class

Weather / Track : Cloudy / Dry

These results are provisional until the conclusion of any judicial and technical matters.

Donington National  
Circuit Length = 1.9573 miles  
Start: 17:17 End: 17:35

Clerk of Course :		Timekeeper :
-------------------	--	--------------

# Thermex Classic Saloon & Historic Touring Cars

## RACE 4 - LAP CHART

Lap 1			Lap 2			Lap 3			Lap 4			Lap 5		
No	Behind	Laptime	No	Behind	Laptime	No	Behind	Laptime	No	Behind	Laptime	No	Behind	Laptime
4		1:36.927	71		1:32.458	71		1:33.241	71		1:43.223	71		3:11.068
71	0.487	1:37.414	4	0.978	1:33.923	4	0.935	1:33.198	4	0.583	1:42.871	4	0.723	3:11.208
15	0.855	1:37.782	15	1.621	1:33.711	15	1.541	1:33.161	68	1 LAP	2:18.511	15	1.308	3:03.368
8	1.347	1:38.274	8	9.121	1:40.719	8	16.621	1:40.741	78	1 LAP	2:18.480	8	2.333	3:03.817
1	5.138	1:42.065	1	31.384	1:59.191	1	1:10.771	2:12.628	15	9.008	1:50.690	68	1 LAP	3:10.269
18	6.250	1:43.177	18	31.986	1:58.681	18	1:11.841	2:13.096	8	9.584	1:36.186	78	1 LAP	3:10.828
83	6.943	1:43.870	83	33.459	1:59.461	83	1:14.795	2:14.577	1	1:13.702	1:46.154	18	8.588	2:04.744
2	9.999	1:46.926	2	34.676	1:57.622	2	1:16.301	2:14.866	18	1:14.912	1:46.294	1	8.611	2:05.977
99	17.586	1:54.513	99	36.238	1:51.597	99	1:16.965	2:13.968	83	1:18.738	1:47.166	83	9.584	2:01.914
68	22.219	1:59.146	68	1:06.173	2:16.899				2	1:19.448	1:46.370	2	12.423	2:04.043
78	22.314	1:59.241	78	1:06.604	2:17.235				99	1:23.101	1:49.359	99	13.499	2:01.466

# Thermex Classic Saloon & Historic Touring Cars

## RACE 4 - LAP CHART

Lap 6			Lap 7			Lap 8			Lap 9		
No	Behind	Laptime	No	Behind	Laptime	No	Behind	Laptime	No	Behind	Laptime
71		1:33.840	71		1:32.821	71		1:32.389	8		1:33.125
4	1.021	1:34.138	15	0.906	1:32.490	15	0.619	1:32.102	15	1.288	1:35.631
15	1.237	1:33.769	4	1.219	1:33.019	8	1.837	1:32.480	4	3.557	1:36.197
8	1.522	1:33.029	8	1.746	1:33.045	4	2.322	1:33.492	71	6.716	1:41.678
1	14.873	1:40.102	1	19.048	1:36.996	1	23.508	1:36.849	1	25.459	1:36.913
18	15.432	1:40.684	18	20.130	1:37.519	18	24.633	1:36.892	18	28.022	1:38.351
83	16.059	1:40.315	83	21.280	1:38.042	83	26.818	1:37.927	83	30.725	1:38.869
2	22.566	1:43.983	2	33.004	1:43.259	99	55.157	1:46.729	99	1:06.269	1:46.074
99	26.747	1:47.088	99	40.817	1:46.891	68	1 LAP	1:55.850	78	1 LAP	1:56.080
68	1 LAP	1:56.935	68	1 LAP	1:56.049	78	1 LAP	1:55.636	68	1 LAP	1:56.353
78	1 LAP	1:57.014	78	1 LAP	1:55.261						

# BARC DUNLOP Sport Maxx Cup

## QUALIFYING 1 - RACE 9 - CLASSIFICATION - Amended

POS	NO	CL	NAME	ENTRY	TIME	ON	LAPS	GAP	DIFF	MPH
1	22	A	<b>Simon SHAW</b>	Vauxhall Astra VXR	<b>1:23.331</b>	2	5			84.55
2	8	A	<b>Martin WALLBANK</b>	Vauxhall Astra VXR	<b>1:23.431</b>	8	9	<b>0.100</b>	0.100	84.45
3	2	A	<b>Simon GUSTERSON</b>	Renault Megane R26 230	<b>1:24.182</b>	7	8	<b>0.851</b>	0.751	83.70
4	7	A	<b>Shaun HOLLAMBY</b>	SEAT Leon Cupra	<b>1:24.396</b>	5	10	<b>1.065</b>	0.214	83.48
5	9	A	<b>John ALLISON</b>	Vauxhall Astra VXR	<b>1:24.490</b>	7	9	<b>1.159</b>	0.094	83.39
6	4	A	<b>John HARRISON</b>	BMW E46 M3	<b>1:25.210</b>	10	10	<b>1.879</b>	0.720	82.69
7	3	A	<b>WEIDNER/EDWARDS</b>	Ford Focus ST	<b>1:25.811</b>	7	10	<b>2.480</b>	0.601	82.11
8	13	A	<b>Shawn TAYLOR</b>	Nissan 350Z	<b>1:26.736</b>	7	8	<b>3.405</b>	0.925	81.23
9	33	B	<b>Leyton CLARKE</b>	Vauxhall Corsa	<b>1:26.908</b>	10	10	<b>3.577</b>	0.172	81.07
10	20	A	<b>Tim CRIGHTON</b>	Mini Cooper S	<b>1:27.889</b>	7	10	<b>4.558</b>	0.981	80.17
11	30	B	<b>Quentin LAITHWAITE</b>	Renault clio	<b>1:28.457</b>	9	10	<b>5.126</b>	0.568	79.65
12	5	A	<b>Jonathan HOWES</b>	Mini Cooper S	<b>1:29.250</b>	8	9	<b>5.919</b>	0.793	78.94
13	50	B	<b>Shane LYNCH</b>	SEAT Leon FR	<b>1:29.347</b>	9	10	<b>6.016</b>	0.097	78.86
14	10	A	<b>Paul OVERTON</b>	Ford Focus ST	<b>1:29.479</b>	6	9	<b>6.148</b>	0.132	78.74
15	57	B	<b>Mark WEIDNER</b>	MG ZR	<b>1:29.493</b>	10	10	<b>6.162</b>	0.014	78.73
16	52	B	<b>EDWARDS/EDWARDS</b>	MG ZR 160	<b>1:30.798</b>	8	10	<b>7.467</b>	1.305	77.60
17	69	C	<b>HOLLOWAY/MOURY</b>	VW Lupo Gti	<b>1:32.645</b>	9	9	<b>9.314</b>	1.847	76.05
18	65	C	<b>RICHARDSON/CLARKE</b>	Mini Cooper	<b>1:33.710</b>	7	9	<b>10.379</b>	1.065	75.19

Weather / Track : Cloudy / Dry

These results are provisional until the conclusion of any judicial and technical matters.

Donington National  
Circuit Length = 1.9573 miles  
Start: 11:26 End: 11:43

Clerk of Course :

Timekeeper :

# BARC DUNLOP Sport Maxx Cup

## QUALIFYING 1 - RACE 9 - CLASSIFICATION Amended

POS	NO	CL	NAME	ENTRY	TIME	ON	LAPS	GAP	DIFF	MPH
1	22	A	Simon SHAW	Vauxhall Astra VXR	1:23.331	2	5			84.55
2	8	A	Martin WALLBANK	Vauxhall Astra VXR	1:23.431	8	9	0.100	0.100	84.45
3	2	A	Simon GUSTERSON	Renault Megane R26 230	1:24.182	7	8	0.851	0.751	83.70
4	7	A	Shaun HOLLAMBY	SEAT Leon Cupra	1:24.396	5	10	1.065	0.214	83.48
5	4	A	John HARRISON	BMW E46 M3	1:25.210	10	10	1.879	0.814	82.69
6	13	A	Shawn TAYLOR	Nissan 350Z	1:26.736	7	8	3.405	1.526	81.23
7	33	B	Leyton CLARKE	Vauxhall Corsa	1:26.908	10	10	3.577	0.172	81.07
8	20	A	Tim CRIGHTON	Mini Cooper S	1:27.889	7	10	4.558	0.981	80.17
9	30	B	Quentin LAITHWAITE	Renault clio	1:28.457	9	10	5.126	0.568	79.65
10	5	A	Jonathan HOWES	Mini Cooper S	1:29.250	8	9	5.919	0.793	78.94
11	50	B	Shane LYNCH	SEAT Leon FR	1:29.347	9	10	6.016	0.097	78.86
12	10	A	Paul OVERTON	Ford Focus ST	1:29.479	6	9	6.148	0.132	78.74
13	57	B	Mark WEIDNER	MG ZR	1:29.493	10	10	6.162	0.014	78.73
14	52	B	EDWARDS/EDWARDS	MG ZR 160	1:30.798	8	10	7.467	1.305	77.60
15	69	C	HOLLOWAY/MOURY	VW Lupo Gti	1:32.645	9	9	9.314	1.847	76.05
16	65	C	RICHARDSON/CLARKE	Mini Cooper	1:33.710	7	9	10.379	1.065	75.19

Car 3 and Car 9 - Times disallowed following Post Qualifying Scrutineering

Weather / Track : Cloudy / Dry


These results are provisional until the conclusion of any judicial and technical matters.

Donington National  
Circuit Length = 1.9573 miles  
Start: 11:26 End: 11:43

Clerk of Course :

Timekeeper :

**BARC DUNLOP Sport Maxx Cup**  
**RACE 9 - GRID Amended**

ROW 9	9   John ALLISON	3   WEIDNER/EDWARDS
ROW 8	69   HOLLOWAY/MOURY 1:32.645	65   RICHARDSON/CLARKE 1:33.710
ROW 7	57   Mark WEIDNER 1:29.493	52   EDWARDS/EDWARDS 1:30.798
ROW 6	50   Shane LYNCH 1:29.347	10   Paul OVERTON 1:29.479
ROW 5	30   Quentin LAITHWAITE 1:28.457	5   Jonathan HOWES 1:29.250
ROW 4	33   Leyton CLARKE 1:26.908	20   Tim CRIGHTON 1:27.889
ROW 3	4   John HARRISON 1:25.210	13   Shawn TAYLOR 1:26.736
ROW 2	2   Simon GUSTERSON 1:24.182	7   Shaun HOLLAMBY 1:24.396
ROW 1	22   Simon SHAW 1:23.331	8   Martin WALLBANK 1:23.431
<b>Pole</b>		
		

Donington National  
 Circuit Length = 1.9573 miles

**These results are provisional until the conclusion of any judicial and technical matters.**

Clerk of Course :

Timekeeper :

# BARC DUNLOP Sport Maxx Cup

## QUALIFYING 1 - RACE 9 - LAP ANALYSIS

<b>2</b>	<b>Simon GUSTERSON</b>		Renault Megane R26 230				
1 -	1:33.012	+ 8.830	11:28:40.137	5 -	1:24.591	+ 0.409	11:34:33.046
2 -	1:24.522	+ 0.340	11:30:04.659	6 -	1:48.180	+ 23.998	11:36:21.226
3 -	1:24.805	+ 0.623	11:31:29.464	7 -	<b>1:24.182</b>		<b>11:37:45.408</b>
4 -	1:38.991	+ 14.809	11:33:08.455	8 -	1:41.676 P	+ 17.494	11:39:27.084
<b>3</b>	<b>WEIDNER/EDWARDS</b>		Ford Focus ST				
1 -	1:30.216	+ 4.405	11:28:50.557	6 -	1:28.129	+ 2.318	11:36:05.792
2 -	1:27.606	+ 1.795	11:30:18.163	7 -	<b>1:25.811</b>		<b>11:37:31.603</b>
3 -	1:26.552	+ 0.741	11:31:44.715	8 -	1:25.995	+ 0.184	11:38:57.598
4 -	1:25.955	+ 0.144	11:33:10.670	9 -	1:26.140	+ 0.329	11:40:23.738
5 -	1:26.993	+ 1.182	11:34:37.663	10 -	1:26.259	+ 0.448	11:41:49.997
<b>4</b>	<b>John HARRISON</b>		BMW E46 M3				
1 -	1:31.948	+ 6.738	11:28:45.112	6 -	1:26.406	+ 1.196	11:36:06.508
2 -	1:29.067	+ 3.857	11:30:14.179	7 -	1:29.706	+ 4.496	11:37:36.214
3 -	1:28.739	+ 3.529	11:31:42.918	8 -	1:25.219	+ 0.009	11:39:01.433
4 -	1:27.184	+ 1.974	11:33:10.102	9 -	1:25.600	+ 0.390	11:40:27.033
5 -	1:30.000	+ 4.790	11:34:40.102	10 -	<b>1:25.210</b>		<b>11:41:52.243</b>
<b>5</b>	<b>Jonathan HOWES</b>		Mini Cooper S				
1 -	1:33.446	+ 4.196	11:28:52.440	6 -	1:29.786	+ 0.536	11:38:35.540
2 -	1:33.478 P	+ 4.228	11:30:25.918	7 -	1:29.791	+ 0.541	11:40:05.331
3 -	2:31.459	+ 1:02.209	11:32:57.377	8 -	<b>1:29.250</b>		<b>11:41:34.581</b>
4 -	1:31.418 P	+ 2.168	11:34:28.795	9 -	1:29.550	+ 0.300	11:43:04.131
5 -	2:36.959	+ 1:07.709	11:37:05.754				
<b>7</b>	<b>Shaun HOLLAMBY</b>		SEAT Leon Cupra				
1 -	1:35.692	+ 11.296	11:29:00.204	6 -	1:31.255	+ 6.859	11:36:19.301
2 -	1:33.262	+ 8.866	11:30:33.466	7 -	1:30.794	+ 6.398	11:37:50.095
3 -	1:24.541	+ 0.145	11:31:58.007	8 -	1:28.154	+ 3.758	11:39:18.249
4 -	1:25.643	+ 1.247	11:33:23.650	9 -	1:24.430	+ 0.034	11:40:42.679
5 -	<b>1:24.396</b>		<b>11:34:48.046</b>	10 -	1:24.714	+ 0.318	11:42:07.393
<b>8</b>	<b>Martin WALLBANK</b>		Vauxhall Astra VXR				
1 -	1:31.316	+ 7.885	11:28:36.080	6 -	1:38.998 P	+ 15.567	11:35:53.834
2 -	1:25.992	+ 2.561	11:30:02.072	7 -	3:00.544	+ 1:37.113	11:38:54.378
3 -	1:24.469	+ 1.038	11:31:26.541	8 -	<b>1:23.431</b>		<b>11:40:17.809</b>
4 -	1:24.113	+ 0.682	11:32:50.654	9 -	1:41.547	+ 18.116	11:41:59.356
5 -	1:24.182	+ 0.751	11:34:14.836				
<b>9</b>	<b>John ALLISON</b>		Vauxhall Astra VXR				
1 -	1:33.970	+ 9.480	11:28:42.863	6 -	1:24.514	+ 0.024	11:35:46.922
2 -	1:25.499	+ 1.009	11:30:08.362	7 -	<b>1:24.490</b>		<b>11:37:11.412</b>
3 -	1:24.855	+ 0.365	11:31:33.217	8 -	1:33.393 P	+ 8.903	11:38:44.805
4 -	1:24.501	+ 0.011	11:32:57.718	9 -	3:35.512	+ 2:11.022	11:42:20.317
5 -	1:24.690	+ 0.200	11:34:22.408				
<b>10</b>	<b>Paul OVERTON</b>		Ford Focus ST				
1 -	1:33.776	+ 4.297	11:28:53.274	6 -	<b>1:29.479</b>		<b>11:36:22.159</b>
2 -	1:30.543	+ 1.064	11:30:23.817	7 -	1:32.858 P	+ 3.379	11:37:55.017
3 -	1:29.683	+ 0.204	11:31:53.500	8 -	3:12.856	+ 1:43.377	11:41:07.873
4 -	1:29.675	+ 0.196	11:33:23.175	9 -	1:31.883	+ 2.404	11:42:39.756
5 -	1:29.505	+ 0.026	11:34:52.680				
<b>13</b>	<b>Shawn TAYLOR</b>		Nissan 350Z				
1 -	1:29.144	+ 2.408	11:30:19.977	5 -	1:27.516	+ 0.780	11:36:10.571
2 -	1:28.302	+ 1.566	11:31:48.279	6 -	1:27.144	+ 0.408	11:37:37.715
3 -	1:27.684	+ 0.948	11:33:15.963	7 -	<b>1:26.736</b>		<b>11:39:04.451</b>
4 -	1:27.092	+ 0.356	11:34:43.055	8 -	1:41.201 P	+ 14.465	11:40:45.652
<b>20</b>	<b>Tim CRIGHTON</b>		Mini Cooper S				
1 -	1:30.907	+ 3.018	11:28:57.141	6 -	1:28.473	+ 0.584	11:36:23.487

Donington National  
 Circuit Length = 1.9573 miles  
 Start: 11:26 End: 11:43

Weather / Track : Cloudy / Dry


**BARC DUNLOP Sport Maxx Cup**  
**QUALIFYING 1 - RACE 9 - LAP ANALYSIS**

2 -	1:30.247	+ 2.358	11:30:27.388	7 -	<b>1:27.889</b>		<b>11:37:51.376</b>
3 -	1:29.259	+ 1.370	11:31:56.647	8 -	1:28.108	+ 0.219	11:39:19.484
4 -	1:29.554	+ 1.665	11:33:26.201	9 -	1:28.449	+ 0.560	11:40:47.933
5 -	1:28.813	+ 0.924	11:34:55.014	10 -	1:28.240	+ 0.351	11:42:16.173
<b>22</b>	<b>Simon SHAW</b>			<b>Vauxhall Astra VXR</b>			
1 -	1:23.467	+ 0.136	11:31:16.724	4 -	4:17.460	+ 2:54.129	11:38:21.135
2 -	<b>1:23.331</b>		<b>11:32:40.055</b>	5 -	1:23.653	+ 0.322	11:39:44.788
3 -	1:23.620	+ 0.289	11:34:03.675				
<b>30</b>	<b>Quentin LAITHWAITE</b>			<b>Renault clio</b>			
1 -	1:33.564	+ 5.107	11:28:43.830	6 -	1:28.990	+ 0.533	11:36:12.482
2 -	1:29.403	+ 0.946	11:30:13.233	7 -	1:28.867	+ 0.410	11:37:41.349
3 -	1:30.325	+ 1.868	11:31:43.558	8 -	1:28.737	+ 0.280	11:39:10.086
4 -	1:29.592	+ 1.135	11:33:13.150	9 -	<b>1:28.457</b>		<b>11:40:38.543</b>
5 -	1:30.342	+ 1.885	11:34:43.492	10 -	1:28.493	+ 0.036	11:42:07.036
<b>33</b>	<b>Leyton CLARKE</b>			<b>Vauxhall Corsa</b>			
1 -	1:30.844	+ 3.936	11:28:41.316	6 -	1:27.935	+ 1.027	11:36:56.600
2 -	1:27.594	+ 0.686	11:30:08.910	7 -	1:28.053	+ 1.145	11:38:24.653
3 -	1:28.108	+ 1.200	11:31:37.018	8 -	1:27.690	+ 0.782	11:39:52.343
4 -	1:28.946 P	+ 2.038	11:33:05.964	9 -	1:27.822	+ 0.914	11:41:20.165
5 -	2:22.701	+ 55.793	11:35:28.665	10 -	<b>1:26.908</b>		<b>11:42:47.073</b>
<b>50</b>	<b>Shane LYNCH</b>			<b>SEAT Leon FR</b>			
1 -	1:34.602	+ 5.255	11:29:05.607	6 -	1:29.900	+ 0.553	11:36:37.036
2 -	1:31.098	+ 1.751	11:30:36.705	7 -	1:29.693	+ 0.346	11:38:06.729
3 -	1:30.414	+ 1.067	11:32:07.119	8 -	1:29.425	+ 0.078	11:39:36.154
4 -	1:30.148	+ 0.801	11:33:37.267	9 -	<b>1:29.347</b>		<b>11:41:05.501</b>
5 -	1:29.869	+ 0.522	11:35:07.136	10 -	1:29.933	+ 0.586	11:42:35.434
<b>52</b>	<b>EDWARDS/EDWARDS</b>			<b>MG ZR 160</b>			
1 -	1:49.726	+ 18.928	11:28:51.851	6 -	1:31.521	+ 0.723	11:36:40.212
2 -	1:35.230	+ 4.432	11:30:27.081	7 -	1:31.653	+ 0.855	11:38:11.865
3 -	1:35.064	+ 4.266	11:32:02.145	8 -	<b>1:30.798</b>		<b>11:39:42.663</b>
4 -	1:34.534	+ 3.736	11:33:36.679	9 -	1:27.009 P	+ -3.789	11:41:09.672
5 -	1:32.012	+ 1.214	11:35:08.691	10 -	1:33.576	+ 2.778	11:42:43.248
<b>57</b>	<b>Mark WEIDNER</b>			<b>MG ZR</b>			
1 -	1:37.190	+ 7.697	11:28:52.773	6 -	1:29.781	+ 0.288	11:36:29.360
2 -	1:33.043	+ 3.550	11:30:25.816	7 -	1:30.878	+ 1.385	11:38:00.238
3 -	1:33.208	+ 3.715	11:31:59.024	8 -	1:30.385	+ 0.892	11:39:30.623
4 -	1:29.951	+ 0.458	11:33:28.975	9 -	1:29.691	+ 0.198	11:41:00.314
5 -	1:30.604	+ 1.111	11:34:59.579	10 -	<b>1:29.493</b>		<b>11:42:29.807</b>
<b>65</b>	<b>RICHARDSON/CLARKE</b>			<b>Mini Cooper</b>			
1 -	1:41.564	+ 7.854	11:29:09.961	6 -	1:34.310	+ 0.600	11:37:06.530
2 -	1:37.387	+ 3.677	11:30:47.348	7 -	<b>1:33.710</b>		<b>11:38:40.240</b>
3 -	1:34.852	+ 1.142	11:32:22.200	8 -	1:33.750	+ 0.040	11:40:13.990
4 -	1:34.967	+ 1.257	11:33:57.167	9 -	1:33.910	+ 0.200	11:41:47.900
5 -	1:35.053	+ 1.343	11:35:32.220				
<b>69</b>	<b>HOLLOWAY/MOURY</b>			<b>VW Lupo Gti</b>			
1 -	1:41.855	+ 9.210	11:29:08.089	6 -	1:34.013	+ 1.368	11:37:04.239
2 -	1:37.272	+ 4.627	11:30:45.361	7 -	1:33.487	+ 0.842	11:38:37.726
3 -	1:35.436	+ 2.791	11:32:20.797	8 -	1:33.187	+ 0.542	11:40:10.913
4 -	1:34.746	+ 2.101	11:33:55.543	9 -	<b>1:32.645</b>		<b>11:41:43.558</b>
5 -	1:34.683	+ 2.038	11:35:30.226				

Weather / Track : Cloudy / Dry



**BARC DUNLOP Sport Maxx Cup**  
**RACE 9 - GRID Amended**

ROW 9	1:32.645 69   HOLLOWAY/MOURY	1:33.710 65   RICHARDSON/CLARKE
ROW 8	1:29.493 57   Mark WEIDNER	1:30.798 52   EDWARDS/EDWARDS
ROW 7	1:29.347 50   Shane LYNCH	1:29.479 10   Paul OVERTON
ROW 6	1:28.457 30   Quentin LAITHWAITE	1:29.250 5   Jonathan HOWES
ROW 5	1:26.908 33   Leyton CLARKE	1:27.889 20   Tim CRIGHTON
ROW 4	1:25.811 3   WEIDNER/EDWARDS	1:26.736 13   Shawn TAYLOR
ROW 3	1:24.490 9   John ALLISON	1:25.210 4   John HARRISON
ROW 2	1:24.182 2   Simon GUSTERSON	1:24.396 7   Shaun HOLLAMBY
ROW 1	1:23.331 22   Simon SHAW	1:23.431 8   Martin WALLBANK
<b>Pole</b>		
		

Donington National  
 Circuit Length = 1.9573 miles

**These results are provisional until the conclusion of any judicial and technical matters.**

Clerk of Course :	Timekeeper :
-------------------	--------------

# BARC DUNLOP Sport Maxx Cup

## RACE 9 - CLASSIFICATION

POS	NO	CL	NAME	ENTRY	LAPS	TIME	GAP	DIFF	MPH	BEST	ON
1	2	A	<b>Simon GUSTERSON</b>	Renault Megane R26 230	11	15:34.397			82.94	1:23.816	6
2	22	A	<b>Simon SHAW</b>	Vauxhall Astra VXR	11	15:38.600	<b>4.203</b>	4.203	82.57	1:23.651	9
3	8	A	<b>Martin WALLBANK</b>	Vauxhall Astra VXR	11	15:39.040	<b>4.643</b>	0.440	82.53	1:23.833	3
4	4	A	<b>John HARRISON</b>	BMW E46 M3	11	15:39.860	<b>5.463</b>	0.820	82.46	1:24.079	3
5	9	A	<b>John ALLISON</b>	Vauxhall Astra VXR	11	15:48.591	<b>14.194</b>	8.731	81.70	1:24.403	5
6	3	A	<b>WEIDNER/EDWARDS</b>	Ford Focus ST	11	16:04.844	<b>30.447</b>	16.253	80.33	1:25.623	5
7	13	A	<b>Shawn TAYLOR</b>	Nissan 350Z	11	16:05.721	<b>31.324</b>	0.877	80.25	1:26.663	3
8	33	B	<b>Leyton CLARKE</b>	Vauxhall Corsa	11	16:12.034	<b>37.637</b>	6.313	79.73	1:27.467	8
9	30	B	<b>Quentin LAITHWAITE</b>	Renault clio	11	16:17.295	<b>42.898</b>	5.261	79.30	1:27.200	8
10	20	A	<b>Tim CRIGHTON</b>	Mini Cooper S	11	16:21.754	<b>47.357</b>	4.459	78.94	1:27.960	10
11	50	B	<b>Shane LYNCH</b>	SEAT Leon FR	11	16:29.475	<b>55.078</b>	7.721	78.33	1:28.321	7
12	57	B	<b>Mark WEIDNER</b>	MG ZR	11	16:31.218	<b>56.821</b>	1.743	78.19	1:28.813	6
13	5	A	<b>Jonathan HOWES</b>	Mini Cooper S	11	16:32.090	<b>57.693</b>	0.872	78.12	1:28.912	6
14	52	B	<b>EDWARDS/EDWARDS</b>	MG ZR 160	11	16:39.915	<b>1:05.518</b>	7.825	77.51	1:29.147	3
15	10	A	<b>Paul OVERTON</b>	Ford Focus ST	10	16:00.934	<b>1 lap</b>	1 lap	73.32	1:28.208	10
16	69	C	<b>HOLLOWAY/MOURY</b>	VW Lupo Gti	10	16:46.906	<b>1 lap</b>	45.972	69.97	1:38.452	5

### NOT CLASSIFIED

DNF	7	A	<b>Shaun HOLLAMBY</b>	SEAT Leon Cupra	6	8:34.000	<b>5 laps</b>	4 laps	82.25	1:24.297	3
DNF	65	C	<b>RICHARDSON/CLARKE</b>	Mini Cooper	0						

### FASTEST LAP

22	A	<b>Simon SHAW</b>	Vauxhall Astra VXR	9	1:23.651	84.23 mph	135.55 kph
30	B	<b>Quentin LAITHWAITE</b>	Renault clio	8	1:27.200	80.80 mph	130.04 kph
69	C	<b>HOLLOWAY/MOURY</b>	VW Lupo Gti	5	1:38.452	71.56 mph	115.17 kph

Weather / Track : Cloudy / Dry

These results are provisional until the conclusion of any judicial and technical matters.

Donington National  
Circuit Length = 1.9573 miles  
Start: 11:22 End: 11:39

Clerk of Course :

Timekeeper :

# BARC DUNLOP Sport Maxx Cup

## RACE 9 - LAP CHART

Lap 1			Lap 2			Lap 3			Lap 4			Lap 5		
No	Behind	Laptime	No	Behind	Laptime	No	Behind	Laptime	No	Behind	Laptime	No	Behind	Laptime
22		1:27.898	22		1:24.510	22		1:23.726	2		1:25.051	2		1:25.099
2	1.400	1:29.298	2	0.986	1:24.096	2	1.158	1:23.898	22	0.324	1:26.533	22	0.853	1:25.628
8	1.682	1:29.580	8	1.982	1:24.810	8	2.089	1:23.833	8	0.645	1:24.765	8	0.858	1:25.312
7	2.397	1:30.295	7	2.688	1:24.801	7	3.259	1:24.297	7	1.483	1:24.433	7	1.191	1:24.807
4	3.600	1:31.498	4	3.884	1:24.794	4	4.237	1:24.079	4	2.243	1:24.215	4	1.957	1:24.813
13	3.885	1:31.783	13	6.219	1:26.844	13	9.156	1:26.663	13	10.351	1:27.404	9	12.559	1:24.403
33	5.390	1:33.288	33	8.676	1:27.796	33	13.164	1:28.214	9	13.255	1:24.744	13	13.095	1:27.843
20	8.116	1:36.014	30	13.053	1:29.156	9	14.720	1:24.522	33	14.911	1:27.956	33	17.315	1:27.503
30	8.407	1:36.305	20	13.313	1:29.707	30	17.949	1:28.622	3	19.024	1:26.442	3	19.548	1:25.623
5	8.502	1:36.400	9	13.924	1:25.310	3	18.791	1:26.839	30	19.973	1:28.233	30	22.905	1:28.031
57	8.956	1:36.854	5	14.588	1:30.596	20	19.460	1:29.873	20	21.876	1:28.625	20	25.025	1:28.248
50	9.847	1:37.745	50	15.095	1:29.758	5	20.172	1:29.310	50	22.820	1:28.662	50	26.342	1:28.621
52	10.518	1:38.416	57	15.515	1:31.069	50	20.367	1:28.998	57	23.758	1:29.031	57	28.003	1:29.344
9	13.124	1:41.022	3	15.678	1:26.076	57	20.936	1:29.147	5	24.340	1:30.377	5	28.525	1:29.284
3	14.112	1:42.010	52	16.390	1:30.382	52	21.811	1:29.147	52	25.339	1:29.737	52	29.826	1:29.586
10	15.919	1:43.817	69	34.880	1:40.857	69	52.431	1:41.277	69	1:06.172	1:39.950	69	1:19.525	1:38.452
69	18.533	1:46.431	10	1:08.454	2:17.045	10	1:14.523	1:29.795	10	1:17.812	1:29.498	10	1:21.465	1:28.752

**BARC DUNLOP Sport Maxx Cup**  
**RACE 9 - LAP CHART**

Lap 6			Lap 7			Lap 8			Lap 9			Lap 10		
No	Behind	Laptime	No	Behind	Laptime	No	Behind	Laptime	No	Behind	Laptime	No	Behind	Laptime
2		1:23.816	2		1:25.138	2		1:24.396	2		1:24.160	2		1:24.378
8	2.112	1:25.070	8	3.111	1:26.137	8	4.413	1:25.698	22	4.264	1:23.651	22	5.095	1:25.209
7	2.742	1:25.367	22	3.370	1:25.350	22	4.773	1:25.799	8	4.496	1:24.243	8	5.438	1:25.320
22	3.158	1:26.121	4	3.859	1:25.132	4	5.445	1:25.982	4	5.635	1:24.350	4	5.848	1:24.591
4	3.865	1:25.724	10	1 LAP	1:34.420	10	1 LAP	1:29.033	9	14.032	1:25.590	9	14.620	1:24.966
9	13.193	1:24.450	69	1 LAP	1:40.771	9	12.602	1:24.432	10	1 LAP	1:31.017	10	1 LAP	1:29.349
13	16.452	1:27.173	9	12.566	1:24.511	13	21.011	1:26.962	13	24.350	1:27.499	13	27.436	1:27.464
3	22.028	1:26.296	13	18.445	1:27.131	3	24.633	1:26.214	3	26.104	1:25.631	3	28.016	1:26.290
33	22.127	1:28.628	3	22.815	1:25.925	69	1 LAP	1:39.107	33	31.539	1:27.678	33	34.641	1:27.480
30	26.844	1:27.755	33	24.950	1:27.961	33	28.021	1:27.467	30	35.728	1:27.672	30	39.500	1:28.150
20	29.764	1:28.555	30	29.412	1:27.706	30	32.216	1:27.200	20	40.822	1:28.099	20	44.404	1:27.960
50	31.184	1:28.658	20	33.101	1:28.475	20	36.883	1:28.178	69	1 LAP	1:40.844	50	48.554	1:29.269
57	33.000	1:28.813	50	34.367	1:28.321	50	39.061	1:29.090	50	43.663	1:28.762	57	52.219	1:29.458
5	33.621	1:28.912	57	37.202	1:29.340	57	42.409	1:29.603	57	47.139	1:28.890	5	53.398	1:29.943
52	35.540	1:29.530	5	37.703	1:29.220	5	42.891	1:29.584	5	47.833	1:29.102	69	1 LAP	1:38.813
			52	40.376	1:29.974	52	45.927	1:29.947	52	52.385	1:30.618	52	58.325	1:30.318

**BARC DUNLOP Sport Maxx Cup  
RACE 9 - LAP CHART**

Lap 11		
No	Behind	Laptime
2		1:25.067
22	4.203	1:24.175
8	4.643	1:24.272
4	5.463	1:24.682
9	14.194	1:24.641
10	1 LAP	1:28.208
3	30.447	1:27.498
13	31.324	1:28.955
33	37.637	1:28.063
30	42.898	1:28.465
20	47.357	1:28.020
50	55.078	1:31.591
57	56.821	1:29.669
5	57.693	1:29.362
52	1:05.518	1:32.260
69	1 LAP	1:40.404

**BARC DUNLOP Sport Maxx Cup**  
**QUALIFYING 2 - RACE 15 - CLASSIFICATION**

POS	NO	CL	NAME	ENTRY	TIME	ON	LAPS	GAP	DIFF	MPH
1	8	A	<b>Martin WALLBANK</b>	Vauxhall Astra VXR	<b>1:23.597</b>	2	7			84.28
2	2	A	<b>Simon GUSTERSON</b>	Renault Megane R26 230	<b>1:23.757</b>	2	10	<b>0.160</b>	0.160	84.12
3	9	A	<b>John ALLISON</b>	Vauxhall Astra VXR	<b>1:23.837</b>	4	8	<b>0.240</b>	0.080	84.04
4	4	A	<b>John HARRISON</b>	BMW E46 M3	<b>1:23.915</b>	4	10	<b>0.318</b>	0.078	83.96
5	7	A	<b>Shaun HOLLAMBY</b>	SEAT Leon Cupra	<b>1:24.236</b>	6	9	<b>0.639</b>	0.321	83.64
6	3	A	<b>WEIDNER/EDWARDS</b>	Ford Focus ST	<b>1:24.614</b>	7	8	<b>1.017</b>	0.378	83.27
7	13	A	<b>Shawn TAYLOR</b>	Nissan 350Z	<b>1:26.870</b>	3	9	<b>3.273</b>	2.256	81.11
8	33	B	<b>Leyton CLARKE</b>	Vauxhall Corsa	<b>1:27.233</b>	9	9	<b>3.636</b>	0.363	80.77
9	20	A	<b>Tim CRIGHTON</b>	Mini Cooper S	<b>1:28.157</b>	2	7	<b>4.560</b>	0.924	79.92
10	30	B	<b>Quentin LAITHWAITE</b>	Renault clio	<b>1:28.332</b>	7	9	<b>4.735</b>	0.175	79.76
11	5	A	<b>Jonathan HOWES</b>	Mini Cooper S	<b>1:28.689</b>	3	9	<b>5.092</b>	0.357	79.44
12	50	B	<b>Shane LYNCH</b>	SEAT Leon FR	<b>1:29.217</b>	8	9	<b>5.620</b>	0.528	78.97
13	10	A	<b>Paul OVERTON</b>	Ford Focus ST	<b>1:29.438</b>	7	9	<b>5.841</b>	0.221	78.78
14	57	B	<b>Mark WEIDNER</b>	MG ZR	<b>1:30.043</b>	8	8	<b>6.446</b>	0.605	78.25
15	52	B	<b>EDWARDS/EDWARDS</b>	MG ZR 160	<b>1:31.311</b>	4	6	<b>7.714</b>	1.268	77.16
16	65	C	<b>RICHARDSON/CLARKE</b>	Mini Cooper	<b>1:31.461</b>	2	8	<b>7.864</b>	0.150	77.03
17	69	C	<b>HOLLOWAY/MOURY</b>	VW Lupo Gti	<b>1:32.760</b>	8	9	<b>9.163</b>	1.299	75.96

Weather / Track : Cloudy / Dry

These results are provisional until the conclusion of any judicial and technical matters.

Donington National  
 Circuit Length = 1.9573 miles  
 Start: 11:46 End: 12:02

Clerk of Course :	Timekeeper :
-------------------	--------------

**BARC DUNLOP Sport Maxx Cup****QUALIFYING 2 - RACE 15 - CLASSIFICATION Amended**

POS	NO	CL	NAME	ENTRY	TIME	ON	LAPS	GAP	DIFF	MPH
1	8	A	<b>Martin WALLBANK</b>	Vauxhall Astra VXR	<b>1:23.597</b>	2	7			84.28
2	2	A	<b>Simon GUSTERSON</b>	Renault Megane R26 230	<b>1:23.757</b>	2	10	<b>0.160</b>	0.160	84.12
3	4	A	<b>John HARRISON</b>	BMW E46 M3	<b>1:23.915</b>	4	10	<b>0.318</b>	0.158	83.96
4	7	A	<b>Shaun HOLLAMBY</b>	SEAT Leon Cupra	<b>1:24.236</b>	6	9	<b>0.639</b>	0.321	83.64
5	13	A	<b>Shawn TAYLOR</b>	Nissan 350Z	<b>1:26.870</b>	3	9	<b>3.273</b>	2.634	81.11
6	33	B	<b>Leyton CLARKE</b>	Vauxhall Corsa	<b>1:27.233</b>	9	9	<b>3.636</b>	0.363	80.77
7	20	A	<b>Tim CRIGHTON</b>	Mini Cooper S	<b>1:28.157</b>	2	7	<b>4.560</b>	0.924	79.92
8	30	B	<b>Quentin LAITHWAITE</b>	Renault clio	<b>1:28.332</b>	7	9	<b>4.735</b>	0.175	79.76
9	5	A	<b>Jonathan HOWES</b>	Mini Cooper S	<b>1:28.689</b>	3	9	<b>5.092</b>	0.357	79.44
10	50	B	<b>Shane LYNCH</b>	SEAT Leon FR	<b>1:29.217</b>	8	9	<b>5.620</b>	0.528	78.97
11	10	A	<b>Paul OVERTON</b>	Ford Focus ST	<b>1:29.438</b>	7	9	<b>5.841</b>	0.221	78.78
12	57	B	<b>Mark WEIDNER</b>	MG ZR	<b>1:30.043</b>	8	8	<b>6.446</b>	0.605	78.25
13	52	B	<b>EDWARDS/EDWARDS</b>	MG ZR 160	<b>1:31.311</b>	4	6	<b>7.714</b>	1.268	77.16
14	65	C	<b>RICHARDSON/CLARKE</b>	Mini Cooper	<b>1:31.461</b>	2	8	<b>7.864</b>	0.150	77.03
15	69	C	<b>HOLLOWAY/MOURY</b>	VW Lupo Gti	<b>1:32.760</b>	8	9	<b>9.163</b>	1.299	75.96
DQ	9	A	<b>John ALLISON</b>	Vauxhall Astra VXR			8			
DQ	3	A	<b>WEIDNER/EDWARDS</b>	Ford Focus ST			8			

Car 3 and Car 9 - Times disallowed following Post Qualifying Scrutineering

Weather / Track : Cloudy / Dry

These results are provisional until the conclusion of any judicial and technical matters.

Donington National  
Circuit Length = 1.9573 miles  
Start: 11:46 End: 12:02

Clerk of Course :		Timekeeper :
-------------------	--	--------------

## BARC DUNLOP Sport Maxx Cup

### QUALIFYING 2 - RACE 15 - LAP ANALYSIS

<b>2</b>	<b>Simon GUSTERSON</b>		Renault Megane R26 230				
1 -	1:34.731	+ 10.974	11:47:54.287	6 -	1:46.335	+ 22.578	11:55:30.014
2 -	<b>1:23.757</b>		<b>11:49:18.044</b>	7 -	1:29.783	+ 6.026	11:56:59.797
3 -	1:33.441	+ 9.684	11:50:51.485	8 -	1:31.145	+ 7.388	11:58:30.942
4 -	1:28.274	+ 4.517	11:52:19.759	9 -	1:33.867	+ 10.110	12:00:04.809
5 -	1:23.920	+ 0.163	11:53:43.679	10 -	1:27.701	+ 3.944	12:01:32.510
<b>3</b>	<b>WEIDNER/EDWARDS</b>		Ford Focus ST				
1 -	1:28.044	+ 3.430	11:51:48.210	5 -	1:24.895	+ 0.281	11:57:31.488
2 -	1:26.798	+ 2.184	11:53:15.008	6 -	1:24.745	+ 0.131	11:58:56.233
3 -	1:25.860	+ 1.246	11:54:40.868	7 -	<b>1:24.614</b>		<b>12:00:20.847</b>
4 -	1:25.725	+ 1.111	11:56:06.593	8 -	1:44.890 P	+ 20.276	12:02:05.737
<b>4</b>	<b>John HARRISON</b>		BMW E46 M3				
1 -	1:36.001	+ 12.086	11:48:06.908	6 -	1:34.709	+ 10.794	11:55:28.606
2 -	1:32.957	+ 9.042	11:49:39.865	7 -	1:42.099	+ 18.184	11:57:10.705
3 -	1:24.455	+ 0.540	11:51:04.320	8 -	1:25.024	+ 1.109	11:58:35.729
4 -	<b>1:23.915</b>		<b>11:52:28.235</b>	9 -	1:43.386	+ 19.471	12:00:19.115
5 -	1:25.662	+ 1.747	11:53:53.897	10 -	1:29.668	+ 5.753	12:01:48.783
<b>5</b>	<b>Jonathan HOWES</b>		Mini Cooper S				
1 -	1:30.775 P	+ 2.086	11:49:46.778	6 -	1:28.904	+ 0.215	11:57:59.482
2 -	2:16.633	+ 47.944	11:52:03.411	7 -	1:29.091	+ 0.402	11:59:28.573
3 -	<b>1:28.689</b>		<b>11:53:32.100</b>	8 -	1:29.755	+ 1.066	12:00:58.328
4 -	1:29.455	+ 0.766	11:55:01.555	9 -	1:29.418	+ 0.729	12:02:27.746
5 -	1:29.023	+ 0.334	11:56:30.578				
<b>7</b>	<b>Shaun HOLLAMBY</b>		SEAT Leon Cupra				
1 -	1:31.032	+ 6.796	11:49:58.137	6 -	<b>1:24.236</b>		<b>11:57:27.330</b>
2 -	1:24.702	+ 0.466	11:51:22.839	7 -	1:24.986	+ 0.750	11:58:52.316
3 -	1:24.566	+ 0.330	11:52:47.405	8 -	1:24.932	+ 0.696	12:00:17.248
4 -	1:47.221	+ 22.985	11:54:34.626	9 -	1:38.122	+ 13.886	12:01:55.370
5 -	1:28.468	+ 4.232	11:56:03.094				
<b>8</b>	<b>Martin WALLBANK</b>		Vauxhall Astra VXR				
1 -	1:35.520	+ 11.923	11:48:46.550	5 -	3:54.519	+ 2:30.922	11:57:16.895
2 -	<b>1:23.597</b>		<b>11:50:10.147</b>	6 -	1:42.338	+ 18.741	11:58:59.233
3 -	1:23.732	+ 0.135	11:51:33.879	7 -	1:40.252 P	+ 16.655	12:00:39.485
4 -	1:48.497 P	+ 24.900	11:53:22.376				
<b>9</b>	<b>John ALLISON</b>		Vauxhall Astra VXR				
1 -	1:42.253	+ 18.416	11:48:19.417	5 -	1:24.583	+ 0.746	11:53:56.805
2 -	1:24.603	+ 0.766	11:49:44.020	6 -	1:24.710	+ 0.873	11:55:21.515
3 -	1:24.365	+ 0.528	11:51:08.385	7 -	1:24.357	+ 0.520	11:56:45.872
4 -	<b>1:23.837</b>		<b>11:52:32.222</b>	8 -	1:36.767 P	+ 12.930	11:58:22.639
<b>10</b>	<b>Paul OVERTON</b>		Ford Focus ST				
1 -	1:32.059	+ 2.621	11:48:53.688	6 -	1:29.697	+ 0.259	11:56:25.540
2 -	1:31.495	+ 2.057	11:50:25.183	7 -	<b>1:29.438</b>		<b>11:57:54.978</b>
3 -	1:30.809	+ 1.371	11:51:55.992	8 -	1:30.492	+ 1.054	11:59:25.470
4 -	1:29.663	+ 0.225	11:53:25.655	9 -	1:43.915 P	+ 14.477	12:01:09.385
5 -	1:30.188	+ 0.750	11:54:55.843				
<b>13</b>	<b>Shawn TAYLOR</b>		Nissan 350Z				
1 -	1:27.414	+ 0.544	11:48:00.437	6 -	3:23.197	+ 1:56.327	11:57:11.508
2 -	1:27.099	+ 0.229	11:49:27.536	7 -	1:27.804	+ 0.934	11:58:39.312
3 -	<b>1:26.870</b>		<b>11:50:54.406</b>	8 -	1:27.175	+ 0.305	12:00:06.487
4 -	1:27.132	+ 0.262	11:52:21.538	9 -	1:27.541	+ 0.671	12:01:34.028
5 -	1:26.773 P	+ -0.097	11:53:48.311				
<b>20</b>	<b>Tim CRIGHTON</b>		Mini Cooper S				
1 -	1:25.441	+ -2.716	11:51:51.675	5 -	1:28.567	+ 0.410	11:57:45.993
2 -	<b>1:28.157</b>		<b>11:53:19.832</b>	6 -	1:28.960 P	+ 0.803	11:59:14.953

Donington National  
Circuit Length = 1.9573 miles  
Start: 11:46 End: 12:02


Weather / Track : Cloudy / Dry



**BARC DUNLOP Sport Maxx Cup**  
**QUALIFYING 2 - RACE 15 - LAP ANALYSIS**

3 -	1:29.371	+ 1.214	11:54:49.203	7 -	2:07.380	+ 39.223	12:01:22.333
4 -	1:28.223	+ 0.066	11:56:17.426				
<b>30</b>	<b>Quentin LAITHWAITE</b>		Renault clio				
1 -	1:28.225	+ -0.107	11:50:02.908	6 -	1:28.555	+ 0.223	11:57:36.163
2 -	1:29.275	+ 0.943	11:51:32.183	7 -	<b>1:28.332</b>		<b>11:59:04.495</b>
3 -	1:36.566	+ 8.234	11:53:08.749	8 -	1:28.883	+ 0.551	12:00:33.378
4 -	1:29.256	+ 0.924	11:54:38.005	9 -	1:29.501	+ 1.169	12:02:02.879
5 -	1:29.603	+ 1.271	11:56:07.608				
<b>33</b>	<b>Leyton CLARKE</b>		Vauxhall Corsa				
1 -	1:29.219	+ 1.986	11:49:33.746	6 -	1:27.930	+ 0.697	11:56:52.369
2 -	1:27.544	+ 0.311	11:51:01.290	7 -	1:27.761	+ 0.528	11:58:20.130
3 -	1:27.625	+ 0.392	11:52:08.915	8 -	1:48.926	+ 21.693	12:00:09.056
4 -	1:27.848	+ 0.615	11:53:56.763	9 -	<b>1:27.233</b>		<b>12:01:36.289</b>
5 -	1:27.676	+ 0.443	11:55:24.439				
<b>50</b>	<b>Shane LYNCH</b>		SEAT Leon FR				
1 -	1:30.926	+ 1.709	11:49:09.102	6 -	1:29.409	+ 0.192	11:56:37.169
2 -	1:30.495	+ 1.278	11:50:39.597	7 -	1:29.828	+ 0.611	11:58:06.997
3 -	1:29.220	+ 0.003	11:52:08.817	8 -	<b>1:29.217</b>		<b>11:59:36.214</b>
4 -	1:29.712	+ 0.495	11:53:38.529	9 -	1:29.489	+ 0.272	12:01:05.703
5 -	1:29.231	+ 0.014	11:55:07.760				
<b>52</b>	<b>EDWARDS/EDWARDS</b>		MG ZR 160				
1 -	1:35.143	+ 3.832	11:53:45.635	4 -	<b>1:31.311</b>		<b>11:58:32.587</b>
2 -	1:40.481	+ 9.170	11:55:26.116	5 -	1:31.528	+ 0.217	12:00:04.115
3 -	1:35.160	+ 3.849	11:57:01.276	6 -	1:34.331	+ 3.020	12:01:38.446
<b>57</b>	<b>Mark WEIDNER</b>		MG ZR				
1 -	1:31.696	+ 1.653	11:51:53.523	5 -	1:30.067	+ 0.024	11:57:57.029
2 -	1:31.276	+ 1.233	11:53:24.799	6 -	1:30.320	+ 0.277	11:59:27.349
3 -	1:32.084	+ 2.041	11:54:56.883	7 -	1:31.936	+ 1.893	12:00:59.285
4 -	1:30.079	+ 0.036	11:56:26.962	8 -	<b>1:30.043</b>		<b>12:02:29.328</b>
<b>65</b>	<b>RICHARDSON/CLARKE</b>		Mini Cooper				
1 -	1:31.188	+ -0.273	11:48:33.406	5 -	1:31.859	+ 0.398	11:54:43.880
2 -	<b>1:31.461</b>		<b>11:50:04.867</b>	6 -	1:35.694	+ 4.233	11:56:19.574
3 -	1:35.129	+ 3.668	11:51:39.996	7 -	1:32.512	+ 1.051	11:57:52.086
4 -	1:32.025	+ 0.564	11:53:12.021	8 -	1:43.349 P	+ 11.888	11:59:35.435
<b>69</b>	<b>HOLLOWAY/MOURY</b>		VW Lupo Gti				
1 -	1:42.083	+ 9.323	11:49:08.801	6 -	1:33.483	+ 0.723	11:57:05.798
2 -	1:38.775	+ 6.015	11:50:47.576	7 -	1:33.031	+ 0.271	11:58:38.829
3 -	1:35.784	+ 3.024	11:52:23.360	8 -	<b>1:32.760</b>		<b>12:00:11.589</b>
4 -	1:34.590	+ 1.830	11:53:57.950	9 -	1:32.808	+ 0.048	12:01:44.397
5 -	1:34.365	+ 1.605	11:55:32.315				

**BARC DUNLOP Sport Maxx Cup**  
**RACE 15 - GRID**

ROW 9	1:32.760 69   HOLLOWAY/MOURY	22   Simon SHAW
ROW 8	1:31.311 52   EDWARDS/EDWARDS	65   RICHARDSON/CLARKE
ROW 7	1:29.438 10   Paul OVERTON	57   Mark WEIDNER
ROW 6	1:28.689 5   Jonathan HOWES	50   Shane LYNCH
ROW 5	1:28.157 20   Tim CRIGHTON	30   Quentin LAITHWAITE
ROW 4	1:26.870 13   Shawn TAYLOR	33   Leyton CLARKE
ROW 3	1:24.236 7   Shaun HOLLAMBY	3   WEIDNER/EDWARDS
ROW 2	1:23.837 9   John ALLISON	4   John HARRISON
ROW 1	1:23.597 8   Martin WALLBANK	2   Simon GUSTERSON
<b>Pole</b>		
		


Donington National  
 Circuit Length = 1.9573 miles

**These results are provisional until the conclusion of any judicial and technical matters.**

Clerk of Course :

Timekeeper :

**BARC DUNLOP Sport Maxx Cup**  
**RACE 15 - GRID Amended**

ROW 9	3 WEIDNER/EDWARDS	9 John ALLISON
ROW 8	1:32.760 69 HOLLOWAY/MOURY	22 Simon SHAW
ROW 7	1:31.311 52 EDWARDS/EDWARDS	1:31.461 65 RICHARDSON/CLARKE
ROW 6	1:29.438 10 Paul OVERTON	1:30.043 57 Mark WEIDNER
ROW 5	1:28.689 5 Jonathan HOWES	1:29.217 50 Shane LYNCH
ROW 4	1:28.157 20 Tim CRIGHTON	1:28.332 30 Quentin LAITHWAITE
ROW 3	1:26.870 13 Shawn TAYLOR	1:27.233 33 Leyton CLARKE
ROW 2	1:23.915 4 John HARRISON	1:24.236 7 Shaun HOLLAMBY
ROW 1	1:23.597 8 Martin WALLBANK	1:23.757 2 Simon GUSTERSON
<b>Pole</b>		
		

Donington National  
 Circuit Length = 1.9573 miles

**These results are provisional until the conclusion of any judicial and technical matters.**

Clerk of Course :		Timekeeper :
-------------------	--	--------------

# BARC DUNLOP Sport Maxx Cup

## RACE 15 - CLASSIFICATION

POS	NO	CL	NAME	ENTRY	LAPS	TIME	GAP	DIFF	MPH	BEST	ON
1	8	A	<b>Martin WALLBANK</b>	Vauxhall Astra VXR	21	30:33.126			80.71	1:23.461	8
2	4	A	<b>John HARRISON</b>	BMW E46 M3	21	30:36.706	<b>3.580</b>	3.580	80.56	1:23.884	6
3	7	A	<b>Shaun HOLLAMBY</b>	SEAT Leon Cupra	21	30:43.120	<b>9.994</b>	6.414	80.28	1:24.019	16
4	2	A	<b>Simon GUSTERSON</b>	Renault Megane R26 230	21	30:45.765	<b>12.639</b>	2.645	80.16	1:24.025	19
5	22	A	<b>Simon SHAW</b>	Vauxhall Astra VXR	21	31:00.055	<b>26.929</b>	14.290	79.55	1:23.427	15
6	9	A	<b>John ALLISON</b>	Vauxhall Astra VXR	21	31:01.060	<b>27.934</b>	1.005	79.50	1:24.035	6
7	3	A	<b>WEIDNER/EDWARDS</b>	Ford Focus ST	21	31:25.444	<b>52.318</b>	24.384	78.47	1:24.392	5
8	13	A	<b>Shawn TAYLOR</b>	Nissan 350Z	21	31:42.669	<b>1:09.543</b>	17.225	77.76	1:26.778	19
9	50	B	<b>Shane LYNCH</b>	SEAT Leon FR	21	31:44.217	<b>1:11.091</b>	1.548	77.70	1:26.886	19
10	33	B	<b>Leyton CLARKE</b>	Vauxhall Corsa	21	31:46.274	<b>1:13.148</b>	2.057	77.62	1:26.541	7
11	20	A	<b>Tim CRIGHTON</b>	Mini Cooper S	20	30:39.714	<b>1 lap</b>	1 lap	76.60	1:27.491	14
12	5	A	<b>Jonathan HOWES</b>	Mini Cooper S	20	31:12.336	<b>1 lap</b>	32.622	75.26	1:28.963	16
13	57	B	<b>Mark WEIDNER</b>	MG ZR	20	31:20.464	<b>1 lap</b>	8.128	74.94	1:28.269	19
14	52	B	<b>EDWARDS/EDWARDS</b>	MG ZR 160	20	31:31.122	<b>1 lap</b>	10.658	74.51	1:29.167	7
15	65	C	<b>RICHARDSON/CLARKE</b>	Mini Cooper	19	30:34.358	<b>2 laps</b>	1 lap	72.98	1:30.965	11
16	69	C	<b>HOLLOWAY/MOURY</b>	VW Lupo Gti	19	30:39.108	<b>2 laps</b>	4.750	72.79	1:31.025	6
NOT CLASSIFIED											
DNF	10	A	<b>Paul OVERTON</b>	Ford Focus ST	0						
DNF	30	B	<b>Quentin LAITHWAITE</b>	Renault clio	19	28:54.565	<b>2 laps</b>	0.000	77.18	1:26.802	16
FASTEST LAP											
22	A	<b>Simon SHAW</b>	Vauxhall Astra VXR	15	1:23.427	84.45 mph	135.92 kph				
33	B	<b>Leyton CLARKE</b>	Vauxhall Corsa	7	1:26.541	81.41 mph	131.03 kph				
65	C	<b>RICHARDSON/CLARKE</b>	Mini Cooper	11	1:30.965	77.45 mph	124.65 kph				

Weather / Track : Cloudy / Dry

These results are provisional until the conclusion of any judicial and technical matters.

Donington National  
Circuit Length = 1.9573 miles  
Start: 15:55 End: 16:27

Clerk of Course :		Timekeeper :
-------------------	--	--------------

**BARC DUNLOP Sport Maxx Cup**  
**RACE 15 - LAP CHART**

Lap 1			Lap 2			Lap 3			Lap 4			Lap 5		
No	Behind	Laptime	No	Behind	Laptime	No	Behind	Laptime	No	Behind	Laptime	No	Behind	Laptime
8		1:27.297	8		1:24.223	8		1:23.886	8		1:23.740	8		1:23.894
4	0.628	1:27.925	4	0.687	1:24.282	4	1.165	1:24.364	4	1.840	1:24.415	4	2.059	1:24.113
2	1.634	1:28.931	2	2.380	1:24.969	2	2.627	1:24.133	2	2.986	1:24.099	2	4.043	1:24.951
7	2.374	1:29.671	7	3.098	1:24.947	7	3.613	1:24.401	7	4.013	1:24.140	7	4.811	1:24.692
13	3.647	1:30.944	13	6.364	1:26.940	13	9.395	1:26.917	13	12.618	1:26.963	13	15.772	1:27.048
33	4.923	1:32.220	50	9.204	1:27.691	50	13.374	1:28.056	50	17.255	1:27.621	9	19.409	1:24.886
50	5.736	1:33.033	33	9.421	1:28.721	33	13.680	1:28.145	33	17.496	1:27.556	50	20.873	1:27.512
20	8.006	1:35.303	30	12.340	1:28.000	30	16.259	1:27.805	9	18.417	1:24.539	3	21.285	1:24.392
30	8.563	1:35.860	20	12.578	1:28.795	20	17.095	1:28.403	30	20.280	1:27.761	22	21.636	1:24.228
5	9.308	1:36.605	5	14.250	1:29.165	9	17.618	1:25.217	3	20.787	1:25.590	33	22.150	1:28.548
57	10.164	1:37.461	9	16.287	1:27.696	3	18.937	1:26.175	22	21.302	1:25.890	30	24.530	1:28.144
22	11.078	1:38.375	3	16.648	1:27.465	22	19.152	1:25.433	20	26.541	1:33.186	20	30.797	1:28.150
52	11.079	1:38.376	22	17.605	1:30.750	5	20.557	1:30.193	5	27.037	1:30.220	5	32.627	1:29.484
69	12.110	1:39.407	57	17.796	1:31.855	57	24.658	1:30.748	57	32.122	1:31.204	57	38.528	1:30.300
9	12.814	1:40.111	52	20.041	1:33.185	52	26.916	1:30.761	52	33.623	1:30.447	52	39.153	1:29.424
3	13.406	1:40.703	65	22.068	1:32.599	65	29.598	1:31.416	65	37.293	1:31.435	65	44.644	1:31.245
65	13.692	1:40.989	69	23.028	1:35.141	69	31.005	1:31.863	69	39.043	1:31.778	69	46.466	1:31.317

**BARC DUNLOP Sport Maxx Cup**  
**RACE 15 - LAP CHART**

Lap 6			Lap 7			Lap 8			Lap 9			Lap 10		
No	Behind	Laptime	No	Behind	Laptime	No	Behind	Laptime	No	Behind	Laptime	No	Behind	Laptime
8		1:23.527	8		1:23.882	8		1:23.461	8		1:23.703	8		1:23.788
4	2.416	1:23.884	4	3.415	1:24.881	4	4.725	1:24.771	4	5.166	1:24.144	9	1 LAP	2:30.197
2	5.454	1:24.938	2	5.932	1:24.360	2	6.899	1:24.428	2	7.434	1:24.238	4	7.490	1:26.112
7	6.087	1:24.803	7	6.516	1:24.311	7	7.571	1:24.516	7	8.183	1:24.315	2	9.091	1:25.445 P
13	19.043	1:26.798	13	22.951	1:27.790	9	23.882	1:24.347 P	22	25.905	1:24.563	7	9.329	1:24.934
9	19.917	1:24.035	9	22.996	1:26.961	22	25.045	1:24.702	3	27.554	1:24.951	5	1 LAP	2:19.117
22	23.075	1:24.966	22	23.804	1:24.611	3	26.306	1:25.583	13	31.522	1:27.684 P	22	26.546	1:24.429
3	23.473	1:25.715	3	24.184	1:24.593	13	27.541	1:28.051	50	35.259	1:26.970	3	28.232	1:24.466
50	25.025	1:27.679	50	28.368	1:27.225	50	31.992	1:27.085	33	35.700	1:27.110	33	39.206	1:27.294
33	26.151	1:27.528	33	28.810	1:26.541	33	32.293	1:26.944	30	39.720	1:27.833	50	41.231	1:29.760 P
30	28.245	1:27.242	30	31.681	1:27.318	30	35.590	1:27.370	20	49.174	1:28.292	57	1 LAP	2:33.428
20	35.447	1:28.177	20	39.637	1:28.072	20	44.585	1:28.409	52	1:03.737	1:30.060	30	43.120	1:27.188 P
5	38.642	1:29.542	5	44.335	1:29.575	5	50.434	1:29.560 P	65	1:15.451	1:31.207	20	53.585	1:28.199 P
57	44.766	1:29.765	57	49.871	1:28.987	57	55.851	1:29.441 P	69	1:18.684	1:31.149	52	1:13.155	1:33.206
52	44.967	1:29.341	52	50.252	1:29.167	52	57.380	1:30.589				65	1:23.126	1:31.463
65	52.982	1:31.865	65	1:00.222	1:31.122	65	1:07.947	1:31.186						
69	53.964	1:31.025	69	1:03.365	1:33.283	69	1:11.238	1:31.334						

**BARC DUNLOP Sport Maxx Cup**  
**RACE 15 - LAP CHART**

Lap 11			Lap 12			Lap 13			Lap 14			Lap 15		
No	Behind	Laptime	No	Behind	Laptime	No	Behind	Laptime	No	Behind	Laptime	No	Behind	Laptime
8		1:23.679	8		1:23.552	8		1:23.487 P	8		2:28.125	8		1:23.674
69	1 LAP	1:32.084 P	65	1 LAP	1:30.965	52	1 LAP	1:32.022	4	2.165	1:25.931	4	3.570	1:25.079
9	1 LAP	1:24.666	9	1 LAP	1:24.857	9	1 LAP	1:24.202	7	11.150	1:24.345	57	1 LAP	1:30.375
4	8.622	1:24.811 P	13	1 LAP	1:26.903	3	1 LAP	2:31.972	2	12.670	1:24.413	7	11.992	1:24.516
7	10.340	1:24.690 P	50	1 LAP	2:29.665 P	65	1 LAP	1:31.925	22	28.787	1:24.131	2	14.071	1:25.075
13	1 LAP	2:32.958	30	1 LAP	2:29.036	13	1 LAP	1:27.061	9	29.939	1:24.170	52	1 LAP	2:36.507
22	26.818	1:23.951	22	27.874	1:24.608 P	50	1 LAP	1:26.971	3	38.248	1:25.939	22	28.540	1:23.427
5	1 LAP	1:29.512	5	1 LAP	1:29.351	33	1 LAP	2:32.155	69	1 LAP	1:34.779	9	30.422	1:24.157
3	29.100	1:24.547 P	20	1 LAP	2:33.160	30	1 LAP	1:28.184	13	50.626	1:27.280	3	39.787	1:25.213
33	43.223	1:27.696 P	57	1 LAP	1:29.514	5	1 LAP	1:29.274	50	53.300	1:27.187	65	1 LAP	2:47.663
57	1 LAP	1:28.483	4	1:03.727	2:18.657	20	1 LAP	1:27.862	33	54.748	1:27.418	69	1 LAP	1:32.668
2	1:13.578	2:28.166	7	1:14.029	2:27.241	57	1 LAP	1:28.420	30	56.528	1:27.184	13	54.355	1:27.403
52	1:19.311	1:29.835	2	1:14.791	1:24.765	4	1:04.359	1:24.119	5	1:10.279	1:29.036	50	56.828	1:27.202
			69	1 LAP	2:43.160	7	1:14.930	1:24.388	20	1:11.692	1:27.491	33	58.184	1:27.110
						2	1:16.382	1:25.078				30	1:00.201	1:27.347
						69	1 LAP	1:33.063				20	1:15.785	1:27.767
						22	1:32.781	2:28.394 P				5	1:16.299	1:29.694
						9	1:33.894	1:24.299						

**BARC DUNLOP Sport Maxx Cup**  
**RACE 15 - LAP CHART**

Lap 16			Lap 17			Lap 18			Lap 19			Lap 20		
No	Behind	Laptime	No	Behind	Laptime	No	Behind	Laptime	No	Behind	Laptime	No	Behind	Laptime
8		1:23.553	8		1:24.099	8		1:24.390	8		1:24.486	8		1:25.541
4	4.872	1:24.855	4	5.555	1:24.782	20	1 LAP	1:28.880	20	1 LAP	1:27.667	4	5.355	1:24.552
57	1 LAP	1:28.461	7	13.311	1:24.952	5	1 LAP	1:31.285 P	4	6.344	1:24.928	20	1 LAP	1:27.854
7	12.458	1:24.019	57	1 LAP	1:30.248	4	5.902	1:24.737	7	13.063	1:24.230	7	12.158	1:24.636
2	15.721	1:25.203	2	16.156	1:24.534	7	13.319	1:24.398	2	15.619	1:24.025	2	14.556	1:24.478
22	28.851	1:23.864	22	28.639	1:23.887	2	16.080	1:24.314	22	28.817	1:24.292	22	28.305	1:25.029
52	1 LAP	1:31.500	9	32.213	1:24.826	57	1 LAP	1:29.445 P	5	1 LAP	1:51.234	9	31.016	1:24.288
9	31.486	1:24.617	52	1 LAP	1:31.139	22	29.011	1:24.762	9	32.269	1:24.311	5	1 LAP	1:30.125
3	42.663	1:26.429	3	46.008	1:27.444	9	32.444	1:24.621	57	1 LAP	1:47.061	57	1 LAP	1:28.269
65	1 LAP	1:33.826	13	1:01.654	1:27.799	52	1 LAP	1:30.798	52	1 LAP	1:31.831	3	52.446	1:26.434
69	1 LAP	1:32.573	65	1 LAP	1:33.977	3	49.750	1:28.132	3	51.553	1:26.289	52	1 LAP	1:30.224
13	57.954	1:27.152	50	1:04.029	1:27.797	13	1:04.273	1:27.009	13	1:06.565	1:26.778	13	1:09.161	1:28.137
50	1:00.331	1:27.056	33	1:04.753	1:27.341	50	1:06.847	1:27.208	50	1:09.247	1:26.886	50	1:11.010	1:27.304
33	1:01.511	1:26.880	30	1:06.988	1:27.637	33	1:07.840	1:27.477	33	1:10.869	1:27.515	33	1:12.894	1:27.566
30	1:03.450	1:26.802	69	1 LAP	1:35.151	30	1:10.643	1:28.045	30	1:14.119	1:27.962			
20	1:20.176	1:27.944				65	1 LAP	1:33.795	65	1 LAP	1:32.108			
5	1:21.709	1:28.963				69	1 LAP	1:32.712	69	1 LAP	1:32.685			



**BARC DUNLOP Sport Maxx Cup**  
**RACE 15 - LAP CHART**

Lap 21		
No	Behind	Laptime
8		1:27.139
65	2 LAPS	1:34.621
4	3.580	1:25.364
69	2 LAPS	1:33.936
20	1 LAP	1:27.666
7	9.994	1:24.975
2	12.639	1:25.222
22	26.929	1:25.763
9	27.934	1:24.057
5	1 LAP	1:30.512
57	1 LAP	1:28.437
3	52.318	1:27.011
52	1 LAP	1:30.008
13	1:09.543	1:27.521
50	1:11.091	1:27.220
33	1:13.148	1:27.393

# DUNLOP Mini Miglia Championship

## QUALIFYING - RACE 10 - CLASSIFICATION

POS	NO	CL	NAME	ENTRY	TIME	ON	LAPS	GAP	DIFF	MPH
1	1	MI	Andrew HACK	Mini Miglia	1:22.541	10	11			85.36
2	98	MI	Mark SMITH	Mini Miglia	1:23.334	7	9	0.793	0.793	84.55
3	12	MI	Paul THOMPSON	Mini Salon Miglia	1:23.416	10	11	0.875	0.082	84.46
4	26	MI	Owen STINCHCOMBE	Mini Edgecoms Miglia	1:23.542	9	11	1.001	0.126	84.34
5	21	MI	David EDGECOMBE	Mini Edgecoms Miglia	1:23.617	6	10	1.076	0.075	84.26
6	69	MI	Tony LE-MAY	Mini Miglia	1:24.222	3	10	1.681	0.605	83.66
7	15	MI	Gordan POCOCK	Mini Miglia	1:24.504	8	10	1.963	0.282	83.38
8	17	MI	Steve WHITELEY	Mini Miglia	1:24.528	9	10	1.987	0.024	83.35
9	55	MI	Michael GREEN	Mini Miglia	1:24.794	9	10	2.253	0.266	83.09
10	42	MI	Paul SIMMONDS	Mini Miglia	1:24.824	3	7	2.283	0.030	83.06
11	75	MI	Paul BROWN	Brownspeed Mini	1:25.399	5	8	2.858	0.575	82.50
12	5	MI	Sarah MUNNS	Mini Miglia	1:25.403	3	10	2.862	0.004	82.50
13	24	MI	Nuno PIMENTA	Mini Miglia	1:25.517	9	10	2.976	0.114	82.39
14	13	MI	Phil HARVEY	Motley Mini	1:25.710	6	10	3.169	0.193	82.20
15	34	MI	Keith ALLINGTON	Mini	1:26.082	9	10	3.541	0.372	81.85
16	36	MI	Matt THOMPSON	Mini	1:26.082	10	10	3.541	0.000	81.85
17	66	MI	Gary SHIPTON	Mini	1:27.710	10	10	5.169	1.628	80.33
18	77	MI	Ralph SAUNDERS	Mini Miglia	1:29.152	1	1	6.611	1.442	79.03
19	9	MI	Mark SIMS	Mini Miglia	1:31.131	1	3	8.590	1.979	77.31
20	35	MI	Ian FEATHERSTONE	Rover Mini	1:39.497	8	9	16.956	8.366	70.81

Weather / Track : Cloudy / Dry

These results are provisional until the conclusion of any judicial and technical matters.

Donington National  
 Circuit Length = 1.9573 miles  
 Start: 13:36 End: 13:53

Clerk of Course :	Timekeeper :
-------------------	--------------

# DUNLOP Mini Miglia Championship

## QUALIFYING - RACE 10 - LAP ANALYSIS

<b>1</b>	<b>Andrew HACK</b> Mini Miglia						
1 -	1:29.945	+ 7.404	13:38:17.326	7 -	1:23.824	+ 1.283	13:46:55.641
2 -	1:29.873	+ 7.332	13:39:47.199	8 -	1:32.722	+ 10.181	13:48:28.363
3 -	1:24.216	+ 1.675	13:41:11.415	9 -	1:22.663	+ 0.122	13:49:51.026
4 -	1:23.443	+ 0.902	13:42:34.858	10 -	<b>1:22.541</b>		<b>13:51:13.567</b>
5 -	1:33.778	+ 11.237	13:44:08.636	11 -	1:46.409 P	+ 23.868	13:52:59.976
6 -	1:23.181	+ 0.640	13:45:31.817				
<b>5</b>	<b>Sarah MUNNS</b> Mini Miglia						
1 -	1:31.421	+ 6.018	13:38:25.554	6 -	1:47.534	+ 22.131	13:46:23.551
2 -	1:27.283	+ 1.880	13:39:52.837	7 -	1:26.522	+ 1.119	13:47:50.073
3 -	<b>1:25.403</b>		<b>13:41:18.240</b>	8 -	1:26.732	+ 1.329	13:49:16.805
4 -	1:30.401	+ 4.998	13:42:48.641	9 -	1:25.527	+ 0.124	13:50:42.332
5 -	1:47.376	+ 21.973	13:44:36.017	10 -	1:25.677	+ 0.274	13:52:08.009
<b>9</b>	<b>Mark SIMS</b> Mini Miglia						
1 -	<b>1:31.131</b>		<b>13:38:15.807</b>	3 -	1:26.127 P	+ -5.004	13:41:13.890
2 -	1:31.956	+ 0.825	13:39:47.763				
<b>12</b>	<b>Paul THOMPSON</b> Mini Salon Miglia						
1 -	1:30.093	+ 6.677	13:38:25.168	7 -	1:24.979	+ 1.563	13:46:57.486
2 -	1:26.205	+ 2.789	13:39:51.373	8 -	1:23.553	+ 0.137	13:48:21.039
3 -	1:25.466	+ 2.050	13:41:16.839	9 -	1:23.446	+ 0.030	13:49:44.485
4 -	1:24.289	+ 0.873	13:42:41.128	10 -	<b>1:23.416</b>		<b>13:51:07.901</b>
5 -	1:26.407	+ 2.991	13:44:07.535	11 -	1:24.146	+ 0.730	13:52:32.047
6 -	1:24.972	+ 1.556	13:45:32.507				
<b>13</b>	<b>Phil HARVEY</b> Motley Mini						
1 -	1:36.137	+ 10.427	13:38:42.803	6 -	<b>1:25.710</b>		<b>13:46:01.416</b>
2 -	1:31.461	+ 5.751	13:40:14.264	7 -	1:32.374	+ 6.664	13:47:33.790
3 -	1:27.897	+ 2.187	13:41:42.161	8 -	1:26.915	+ 1.205	13:49:00.705
4 -	1:26.747	+ 1.037	13:43:08.908	9 -	1:26.434	+ 0.724	13:50:27.139
5 -	1:26.798	+ 1.088	13:44:35.706	10 -	1:26.068	+ 0.358	13:51:53.207
<b>15</b>	<b>Gordan POCOCK</b> Mini Miglia						
1 -	1:36.567	+ 12.063	13:38:50.061	6 -	1:35.844	+ 11.340	13:46:14.652
2 -	1:28.992	+ 4.488	13:40:19.053	7 -	1:25.447	+ 0.943	13:47:40.099
3 -	1:26.014	+ 1.510	13:41:45.067	8 -	<b>1:24.504</b>		<b>13:49:04.603</b>
4 -	1:25.783	+ 1.279	13:43:10.850	9 -	1:24.618	+ 0.114	13:50:29.221
5 -	1:27.958	+ 3.454	13:44:38.808	10 -	1:25.310	+ 0.806	13:51:54.531
<b>17</b>	<b>Steve WHITELEY</b> Mini Miglia						
1 -	1:38.300	+ 13.772	13:38:48.064	6 -	1:25.333	+ 0.805	13:46:02.845
2 -	1:27.976	+ 3.448	13:40:16.040	7 -	1:44.415	+ 19.887	13:47:47.260
3 -	1:30.019	+ 5.491	13:41:46.059	8 -	1:34.613	+ 10.085	13:49:21.873
4 -	1:25.286	+ 0.758	13:43:11.345	9 -	<b>1:24.528</b>		<b>13:50:46.401</b>
5 -	1:26.167	+ 1.639	13:44:37.512	10 -	1:24.923	+ 0.395	13:52:11.324
<b>21</b>	<b>David EDGEcombe</b> Mini Edgecoms Miglia						
1 -	1:29.059	+ 5.442	13:38:17.589	6 -	<b>1:23.617</b>		<b>13:45:31.627</b>
2 -	1:26.839	+ 3.222	13:39:44.428	7 -	1:31.161 P	+ 7.544	13:47:02.788
3 -	1:30.871	+ 7.254	13:41:15.299	8 -	2:08.300	+ 44.683	13:49:11.088
4 -	1:25.207	+ 1.590	13:42:40.506	9 -	1:25.707	+ 2.090	13:50:36.795
5 -	1:27.504	+ 3.887	13:44:08.010	10 -	1:38.320	+ 14.703	13:52:15.115
<b>24</b>	<b>Nuno PIMENTA</b> Mini Miglia						
1 -	1:37.442	+ 11.925	13:38:53.215	6 -	1:27.910	+ 2.393	13:46:17.112
2 -	1:30.518	+ 5.001	13:40:23.733	7 -	1:27.065	+ 1.548	13:47:44.177
3 -	1:29.604	+ 4.087	13:41:53.337	8 -	1:27.519	+ 2.002	13:49:11.696
4 -	1:27.989	+ 2.472	13:43:21.326	9 -	<b>1:25.517</b>		<b>13:50:37.213</b>
5 -	1:27.876	+ 2.359	13:44:49.202	10 -	1:26.046	+ 0.529	13:52:03.259

Donington National  
Circuit Length = 1.9573 miles  
Start: 13:36 End: 13:53

Weather / Track : Cloudy / Dry

# DUNLOP Mini Miglia Championship

## QUALIFYING - RACE 10 - LAP ANALYSIS

<b>26</b>	<b>Owen STINCHCOMBE</b>		Mini Edgecoms Miglia				
1 -	1:31.081	+ 7.539	13:38:21.505	7 -	1:25.077	+ 1.535	13:46:58.788
2 -	1:29.476	+ 5.934	13:39:50.981	8 -	1:23.826	+ 0.284	13:48:22.614
3 -	1:26.889	+ 3.347	13:41:17.870	9 -	<b>1:23.542</b>		<b>13:49:46.156</b>
4 -	1:24.701	+ 1.159	13:42:42.571	10 -	1:23.819	+ 0.277	13:51:09.975
5 -	1:26.882	+ 3.340	13:44:09.453	11 -	1:28.551	+ 5.009	13:52:38.526
6 -	1:24.258	+ 0.716	13:45:33.711				
<b>34</b>	<b>Keith ALLINGTON</b>		Mini				
1 -	1:38.003	+ 11.921	13:38:40.739	6 -	1:26.955	+ 0.873	13:46:05.926
2 -	1:29.665	+ 3.583	13:40:10.404	7 -	1:29.951	+ 3.869	13:47:35.877
3 -	1:29.533	+ 3.451	13:41:39.937	8 -	1:28.417	+ 2.335	13:49:04.294
4 -	1:29.196	+ 3.114	13:43:09.133	9 -	<b>1:26.082</b>		<b>13:50:30.376</b>
5 -	1:29.838	+ 3.756	13:44:38.971	10 -	1:27.092	+ 1.010	13:51:57.468
<b>35</b>	<b>Ian FEATHERSTONE</b>		Rover Mini				
1 -	1:45.273	+ 5.776	13:39:03.898	6 -	1:41.434	+ 1.937	13:47:40.101
2 -	1:44.890	+ 5.393	13:40:48.788	7 -	1:40.938	+ 1.441	13:49:21.039
3 -	1:43.737	+ 4.240	13:42:32.525	8 -	<b>1:39.497</b>		<b>13:51:00.536</b>
4 -	1:44.876	+ 5.379	13:44:17.401	9 -	1:41.180	+ 1.683	13:52:41.716
5 -	1:41.266	+ 1.769	13:45:58.667				
<b>36</b>	<b>Matt THOMPSON</b>		Mini				
1 -	1:37.888	+ 11.806	13:38:39.698	6 -	1:26.518	+ 0.436	13:46:00.265
2 -	1:30.331	+ 4.249	13:40:10.029	7 -	1:33.038	+ 6.956	13:47:33.303
3 -	1:29.466	+ 3.384	13:41:39.495	8 -	1:27.607	+ 1.525	13:49:00.910
4 -	1:27.555	+ 1.473	13:43:07.050	9 -	1:26.950	+ 0.868	13:50:27.860
5 -	1:26.697	+ 0.615	13:44:33.747	10 -	<b>1:26.082</b>		<b>13:51:53.942</b>
<b>42</b>	<b>Paul SIMMONDS</b>		Mini Miglia				
1 -	1:30.780	+ 5.956	13:38:28.696	5 -	1:25.357	+ 0.533	13:44:10.548
2 -	1:26.150	+ 1.326	13:39:54.846	6 -	1:44.327	+ 19.503	13:45:54.875
3 -	<b>1:24.824</b>		<b>13:41:19.670</b>	7 -	2:11.091 P	+ 46.267	13:48:05.966
4 -	1:25.521	+ 0.697	13:42:45.191				
<b>55</b>	<b>Michael GREEN</b>		Mini Miglia				
1 -	1:34.334	+ 9.540	13:38:27.248	6 -	1:25.304	+ 0.510	13:45:43.662
2 -	1:26.797	+ 2.003	13:39:54.045	7 -	1:40.412	+ 15.618	13:47:24.074
3 -	1:25.011	+ 0.217	13:41:19.056	8 -	1:24.939	+ 0.145	13:48:49.013
4 -	1:33.909	+ 9.115	13:42:52.965	9 -	<b>1:24.794</b>		<b>13:50:13.807</b>
5 -	1:25.393	+ 0.599	13:44:18.358	10 -	1:35.681	+ 10.887	13:51:49.488
<b>66</b>	<b>Gary SHIPTON</b>		Mini				
1 -	1:38.084	+ 10.374	13:38:42.293	6 -	1:29.427	+ 1.717	13:46:17.542
2 -	1:33.272	+ 5.562	13:40:15.565	7 -	1:29.148	+ 1.438	13:47:46.690
3 -	1:32.273	+ 4.563	13:41:47.838	8 -	1:28.838	+ 1.128	13:49:15.528
4 -	1:30.391	+ 2.681	13:43:18.229	9 -	1:27.830	+ 0.120	13:50:43.358
5 -	1:29.886	+ 2.176	13:44:48.115	10 -	<b>1:27.710</b>		<b>13:52:11.068</b>
<b>69</b>	<b>Tony LE-MAY</b>		Mini Miglia				
1 -	1:35.997	+ 11.775	13:38:50.505	6 -	1:24.247	+ 0.025	13:45:55.991
2 -	1:26.886	+ 2.664	13:40:17.391	7 -	1:25.021 P	+ 0.799	13:47:21.012
3 -	<b>1:24.222</b>		<b>13:41:41.613</b>	8 -	1:59.962	+ 35.740	13:49:20.974
4 -	1:25.019	+ 0.797	13:43:06.632	9 -	1:24.631	+ 0.409	13:50:45.605
5 -	1:25.112	+ 0.890	13:44:31.744	10 -	1:24.409	+ 0.187	13:52:10.014
<b>75</b>	<b>Paul BROWN</b>		Brownspeed Mini				
1 -	1:53.166 P	+ 27.767	13:39:05.547	5 -	<b>1:25.399</b>		<b>13:46:47.759</b>
2 -	3:15.745	+ 1:50.346	13:42:21.292	6 -	1:26.077	+ 0.678	13:48:13.836
3 -	1:32.793	+ 7.394	13:43:54.085	7 -	1:26.009	+ 0.610	13:49:39.845
4 -	1:28.275	+ 2.876	13:45:22.360	8 -	1:29.579	+ 4.180	13:51:09.424

Donington National  
Circuit Length = 1.9573 miles  
Start: 13:36 End: 13:53

Weather / Track : Cloudy / Dry


# DUNLOP Mini Miglia Championship

## QUALIFYING - RACE 10 - LAP ANALYSIS

<b>77</b>	<b>Ralph SAUNDERS</b>			Mini Miglia			
<b>1</b> -	<b>1:29.152</b>		<b>13:38:12.653</b>				
<b>98</b>	<b>Mark SMITH</b>			Mini Miglia			
<b>1</b> -	1:29.280	+ 5.946	13:38:15.111	<b>6</b> -	1:25.617	+ 2.283	13:47:38.666
<b>2</b> -	1:35.470 <b>P</b>	+ 12.136	13:39:50.581	<b>7</b> -	<b>1:23.334</b>		<b>13:49:02.000</b>
<b>3</b> -	3:35.027	+ 2:11.693	13:43:25.608	<b>8</b> -	1:24.672	+ 1.338	13:50:26.672
<b>4</b> -	1:23.772	+ 0.438	13:44:49.380	<b>9</b> -	1:24.245	+ 0.911	13:51:50.917
<b>5</b> -	1:23.669	+ 0.335	13:46:13.049				

# DUNLOP Mini Miglia Championship

## RACE 10 - GRID

ROW 10	1:31.131 9 Mark SIMS	1:39.497 35 Ian FEATHERSTONE
ROW 9	1:27.710 66 Gary SHIPTON	1:29.152 77 Ralph SAUNDERS
ROW 8	1:26.082 34 Keith ALLINGTON	1:26.082 36 Matt THOMPSON
ROW 7	1:25.517 24 Nuno PIMENTA	1:25.710 13 Phil HARVEY
ROW 6	1:25.399 75 Paul BROWN	1:25.403 5 Sarah MUNNS
ROW 5	1:24.794 55 Michael GREEN	1:24.824 42 Paul SIMMONDS
ROW 4	1:24.504 15 Gordan POCOCK	1:24.528 17 Steve WHITELEY
ROW 3	1:23.617 21 David EDGECOMBE	1:24.222 69 Tony LE-MAY
ROW 2	1:23.416 12 Paul THOMPSON	1:23.542 26 Owen STINCHCOMBE
ROW 1	1:22.541 1 Andrew HACK	1:23.334 98 Mark SMITH
<b>Pole</b>		
		

Donington National  
Circuit Length = 1.9573 miles

**These results are provisional until the conclusion of any judicial and technical matters.**

Clerk of Course :	Timekeeper :
-------------------	--------------

# DUNLOP Mini Miglia Championship

## RACE 10 - CLASSIFICATION

POS	NO	CL	NAME	ENTRY	LAPS	TIME	GAP	DIFF	MPH	BEST	ON
1	1	MI	Andrew HACK	Mini Miglia	10	14:02.784			83.60	1:23.367	9
2	21	MI	David EDGECOMBE	Mini Edgecoms Miglia	10	14:05.288	2.504	2.504	83.35	1:23.339	5
3	98	MI	Mark SMITH	Mini Miglia	10	14:05.600	2.816	0.312	83.32	1:23.255	4
4	12	MI	Paul THOMPSON	Mini Salon Miglia	10	14:05.870	3.086	0.270	83.30	1:23.102	6
5	77	MI	Ralph SAUNDERS	Mini Miglia	10	14:11.424	8.640	5.554	82.75	1:23.194	2
6	69	MI	Tony LE-MAY	Mini Miglia	10	14:11.542	8.758	0.118	82.74	1:23.557	2
7	75	MI	Paul BROWN	Brownspeed Mini	10	14:13.815	11.031	2.273	82.52	1:23.950	9
8	26	MI	Owen STINCHCOMBE	Mini Edgecoms Miglia	10	14:14.274	11.490	0.459	82.48	1:24.365	5
9	36	MI	Matt THOMPSON	Mini	10	14:25.997	23.213	11.723	81.36	1:24.428	6
10	42	MI	Paul SIMMONDS	Mini Miglia	10	14:26.400	23.616	0.403	81.32	1:25.199	2
11	17	MI	Steve WHITELEY	Mini Miglia	10	14:26.645	23.861	0.245	81.30	1:24.960	3
12	55	MI	Michael GREEN	Mini Miglia	10	14:26.899	24.115	0.254	81.27	1:25.179	3
13	24	MI	Nuno PIMENTA	Mini Miglia	10	14:27.237	24.453	0.338	81.24	1:25.310	3
14	5	MI	Sarah MUNNS	Mini Miglia	10	14:27.532	24.748	0.295	81.22	1:24.571	6
15	13	MI	Phil HARVEY	Motley Mini	10	14:27.857	25.073	0.325	81.18	1:25.296	10
16	66	MI	Gary SHIPTON	Mini	10	14:40.926	38.142	13.069	79.98	1:26.357	9
17	35	MI	Ian FEATHERSTONE	Rover Mini	9	15:07.434	1 lap	1 lap	69.88	1:38.109	8

### NOT CLASSIFIED

DNF	34	MI	Keith ALLINGTON	Mini	6	8:46.360	4 laps	3 laps	80.31	1:25.553	5
DNF	15	MI	Gordan POCOCK	Mini Miglia	3	4:24.645	7 laps	3 laps	79.87	1:25.618	3
DNF	9	MI	Mark SIMS	Mini Miglia	3	4:25.509	7 laps	0.864	79.61	1:24.052	3

### FASTEST LAP

12	MI	Paul THOMPSON	Mini Salon Miglia	6	1:23.102	84.78 mph	136.45 kph
----	----	---------------	-------------------	---	----------	-----------	------------

Weather / Track : Cloudy / Dry

These results are provisional until the conclusion of any judicial and technical matters.

Donington National  
Circuit Length = 1.9573 miles  
Start: 11:50 End: 12:05

Clerk of Course :

Timekeeper :

**DUNLOP Mini Miglia Championship**  
**RACE 10 - LAP CHART**

Lap 1			Lap 2			Lap 3			Lap 4			Lap 5		
No	Behind	Laptime	No	Behind	Laptime	No	Behind	Laptime	No	Behind	Laptime	No	Behind	Laptime
1		1:27.768	1		1:24.046	1		1:24.491	1		1:23.615	1		1:24.541
98	0.291	1:28.059	98	0.409	1:24.164	12	0.286	1:24.174	12	0.259	1:23.588	21	0.168	1:23.339
12	0.978	1:28.746	12	0.603	1:23.671	69	0.863	1:24.552	98	0.690	1:23.255	98	0.288	1:24.139
69	1.291	1:29.059	69	0.802	1:23.557	77	0.967	1:24.079	21	1.370	1:23.723	12	2.093	1:26.375
21	1.580	1:29.348	21	0.984	1:23.450	98	1.050	1:25.132	77	1.729	1:24.377	69	2.485	1:25.180
77	2.231	1:29.999	77	1.379	1:23.194	21	1.262	1:24.769	69	1.846	1:24.598	77	3.288	1:26.100
55	3.077	1:30.845	26	4.287	1:24.596	26	4.331	1:24.535	26	5.438	1:24.722	26	5.262	1:24.365
26	3.737	1:31.505	55	5.422	1:26.391	55	6.110	1:25.179	75	7.633	1:24.265	75	7.448	1:24.356
15	5.137	1:32.905	15	7.213	1:26.122	75	6.983	1:24.102	55	8.175	1:25.680	55	9.437	1:25.803
17	5.256	1:33.024	75	7.372	1:25.887	17	8.054	1:24.960	17	9.719	1:25.280	17	10.479	1:25.301
75	5.531	1:33.299	17	7.585	1:26.375	15	8.340	1:25.618	42	10.849	1:25.562	42	11.928	1:25.620
24	5.987	1:33.755	24	7.898	1:25.957	24	8.717	1:25.310	24	11.066	1:25.964	5	12.543	1:25.723
42	7.026	1:34.794	42	8.179	1:25.199	42	8.902	1:25.214	5	11.361	1:24.967	24	13.024	1:26.499
34	7.206	1:34.974	9	9.643	1:26.034	9	9.204	1:24.052	13	14.291	1:25.967	36	15.079	1:24.861
5	7.331	1:35.099	5	9.792	1:26.507	5	10.009	1:24.708	36	14.759	1:24.852	13	15.764	1:26.014
13	7.529	1:35.297	34	10.494	1:27.334	13	11.939	1:25.512	34	15.325	1:26.796	34	16.337	1:25.553
9	7.655	1:35.423	13	10.918	1:27.435	34	12.144	1:26.141	66	17.323	1:26.853	66	19.647	1:26.865
66	8.150	1:35.918	66	11.174	1:27.070	36	13.522	1:25.153	35	1:04.450	1:40.319	35	1:19.720	1:39.811
36	11.455	1:39.223	36	12.860	1:25.451	66	14.085	1:27.402						
35	17.161	1:44.929	35	31.982	1:38.867	35	47.746	1:40.255						



# DUNLOP Mini Miglia Championship

## RACE 10 - LAP CHART

Lap 6			Lap 7			Lap 8			Lap 9			Lap 10		
No	Behind	Laptime	No	Behind	Laptime	No	Behind	Laptime	No	Behind	Laptime	No	Behind	Laptime
1		1:23.937	1		1:23.459	1		1:23.729	1		1:23.367	1		1:23.831
98	0.316	1:23.965	21	0.658	1:23.581	21	1.111	1:24.182	21	1.422	1:23.678	21	2.504	1:24.913
21	0.536	1:24.305	98	0.891	1:24.034	98	1.334	1:24.172	98	1.564	1:23.597	98	2.816	1:25.083
12	1.258	1:23.102	12	1.057	1:23.258	12	1.554	1:24.226	12	2.034	1:23.847	12	3.086	1:24.883
69	3.503	1:24.955	77	5.256	1:25.077	77	5.918	1:24.391	69	7.454	1:24.704	77	8.640	1:24.838
77	3.638	1:24.287	69	5.666	1:25.622	69	6.117	1:24.180	77	7.633	1:25.082	69	8.758	1:25.135
26	5.813	1:24.488	26	7.113	1:24.759	26	8.314	1:24.930	26	9.670	1:24.723	75	11.031	1:24.544
75	7.751	1:24.240	75	8.845	1:24.553	75	9.735	1:24.619	75	10.318	1:23.950	26	11.490	1:25.651
55	11.700	1:26.200	17	14.228	1:25.823	5	16.711	1:25.434	55	20.795	1:26.573	36	23.213	1:26.067
17	11.864	1:25.322	55	14.836	1:26.595	17	16.941	1:26.442	36	20.977	1:26.390	42	23.616	1:25.374
5	13.177	1:24.571	5	15.006	1:25.288	55	17.589	1:26.482	42	22.073	1:27.720	17	23.861	1:25.609
42	13.460	1:25.469	42	15.428	1:25.427	42	17.720	1:26.021	17	22.083	1:28.509	55	24.115	1:27.151
36	15.570	1:24.428	36	17.010	1:24.899	36	17.954	1:24.673	5	22.347	1:29.003	24	24.453	1:25.753
24	16.223	1:27.136	35	1 LAP	1:44.882	24	20.204	1:25.430	24	22.531	1:25.694	5	24.748	1:26.232
13	17.163	1:25.336	24	18.503	1:25.739	13	21.079	1:25.453	13	23.608	1:25.896	13	25.073	1:25.296
34	17.962	1:25.562	13	19.355	1:25.651	66	31.434	1:26.913	66	34.424	1:26.357	66	38.142	1:27.549
66	23.657	1:27.947	66	28.250	1:28.052	35	1 LAP	1:39.950	35	1 LAP	1:38.109	35	1 LAP	1:40.312

# Hammerite Racing Classic Group 1 Touring Car C'ship

## QUALIFYING - RACE 11 - CLASSIFICATION

POS	NO	CL	NAME	ENTRY	TIME	ON	LAPS	GAP	DIFF	MPH
1	55	A	David HOWARD	Jaguar XJ12	1:25.296	5	10			82.60
2	18	B	Jim MCLOUGHLIN	Ford Capri	1:25.612	3	9	0.316	0.316	82.30
3	11	C	Roger STANFORD	BMW 2002	1:25.818	9	10	0.522	0.206	82.10
4	44	B	Tony SCOTT-ANDREWS	Rover Vitesse SD1	1:27.185	10	10	1.889	1.367	80.81
5	46	C	David HICKTON	Opel Ascona	1:27.202	4	10	1.906	0.017	80.80
6	4	B	Tim SCOTT ANDREWS	Rover Vitesse	1:28.213	10	10	2.917	1.011	79.87
7	22	B	William JENKINS	BMW 3.0CSL	1:28.567	7	10	3.271	0.354	79.55
8	76	D	Neil BRAY	Ford Fiesta	1:28.788	10	10	3.492	0.221	79.35
9	5	B	Mark FOWLER	Ford Capri	1:29.543	2	4	4.247	0.755	78.68
10	74	B	Jeremy KNIGHT	Ford Capri	1:31.316	8	10	6.020	1.773	77.16
11	37	C	Matthew IRONS	BMW 323i	1:31.316	8	9	6.020	0.000	77.16
12	95	B	Anthony GORMAN	BMW M3	1:31.475	8	10	6.179	0.159	77.02

Weather / Track : Cloudy / Dry

These results are provisional until the conclusion of any judicial and technical matters.

Donington National  
 Circuit Length = 1.9573 miles  
 Start: 13:59 End: 14:15

Clerk of Course :		Timekeeper :
-------------------	--	--------------

## Hammerite Racing Classic Group 1 Touring Car C'ship QUALIFYING - RACE 11 - LAP ANALYSIS

<b>4</b>	<b>Tim SCOTT ANDREWS</b>		Rover Vitesse				
1 -	1:43.364	+ 15.151	14:01:38.431	6 -	1:31.178	+ 2.965	14:09:10.884
2 -	1:32.520	+ 4.307	14:03:10.951	7 -	1:30.980	+ 2.767	14:10:41.864
3 -	1:29.764	+ 1.551	14:04:40.715	8 -	1:30.078	+ 1.865	14:12:11.942
4 -	1:29.040	+ 0.827	14:06:09.755	9 -	1:47.650	+ 19.437	14:13:59.592
5 -	1:29.951	+ 1.738	14:07:39.706	10 -	<b>1:28.213</b>		<b>14:15:27.805</b>
<b>5</b>	<b>Mark FOWLER</b>		Ford Capri				
1 -	1:26.137	+ -3.406	14:04:09.953	3 -	1:29.695	+ 0.152	14:07:09.191
2 -	<b>1:29.543</b>		<b>14:05:39.496</b>	4 -	1:32.038 P	+ 2.495	14:08:41.229
<b>11</b>	<b>Roger STANFORD</b>		BMW 2002				
1 -	1:36.774	+ 10.956	14:01:35.583	6 -	1:26.356	+ 0.538	14:08:53.948
2 -	1:27.016	+ 1.198	14:03:02.599	7 -	1:26.694	+ 0.876	14:10:20.642
3 -	1:28.567	+ 2.749	14:04:31.166	8 -	1:26.505	+ 0.687	14:11:47.147
4 -	1:29.375	+ 3.557	14:06:00.541	9 -	<b>1:25.818</b>		<b>14:13:12.965</b>
5 -	1:27.051	+ 1.233	14:07:27.592	10 -	1:27.813	+ 1.995	14:14:40.778
<b>18</b>	<b>Jim MCLOUGHLIN</b>		Ford Capri				
1 -	1:29.248	+ 3.636	14:01:06.764	6 -	2:10.933 P	+ 45.321	14:09:05.921
2 -	1:27.342	+ 1.730	14:02:34.106	7 -	2:53.082	+ 1:27.470	14:11:59.003
3 -	<b>1:25.612</b>		<b>14:03:59.718</b>	8 -	1:25.698	+ 0.086	14:13:24.701
4 -	1:26.277	+ 0.665	14:05:25.995	9 -	1:25.801	+ 0.189	14:14:50.502
5 -	1:28.993 P	+ 3.381	14:06:54.988				
<b>22</b>	<b>William JENKINS</b>		BMW 3.0CSL				
1 -	1:34.665	+ 6.098	14:01:18.808	6 -	1:30.159	+ 1.592	14:08:45.360
2 -	1:29.684	+ 1.117	14:02:48.492	7 -	<b>1:28.567</b>		<b>14:10:13.927</b>
3 -	1:28.800	+ 0.233	14:04:17.292	8 -	1:29.029	+ 0.462	14:11:42.956
4 -	1:28.999	+ 0.432	14:05:46.291	9 -	1:28.752	+ 0.185	14:13:11.708
5 -	1:28.910	+ 0.343	14:07:15.201	10 -	1:30.793	+ 2.226	14:14:42.501
<b>37</b>	<b>Matthew IRONS</b>		BMW 323i				
1 -	1:37.224	+ 5.908	14:01:24.088	6 -	1:32.428	+ 1.112	14:09:10.555
2 -	1:32.871	+ 1.555	14:02:56.959	7 -	1:32.447	+ 1.131	14:10:43.002
3 -	1:33.886	+ 2.570	14:04:30.845	8 -	<b>1:31.316</b>		<b>14:12:14.318</b>
4 -	1:34.852	+ 3.536	14:06:05.697	9 -	1:37.956 P	+ 6.640	14:13:52.274
5 -	1:32.430	+ 1.114	14:07:38.127				
<b>44</b>	<b>Tony SCOTT-ANDREWS</b>		Rover Vitesse SD1				
1 -	1:50.843	+ 23.658	14:01:39.903	6 -	1:29.424	+ 2.239	14:09:35.078
2 -	1:49.176	+ 21.991	14:03:29.079	7 -	1:29.169	+ 1.984	14:11:04.247
3 -	1:38.138	+ 10.953	14:05:07.217	8 -	1:29.369	+ 2.184	14:12:33.616
4 -	1:29.999	+ 2.814	14:06:37.216	9 -	1:27.989	+ 0.804	14:14:01.605
5 -	1:28.438	+ 1.253	14:08:05.654	10 -	<b>1:27.185</b>		<b>14:15:28.790</b>
<b>46</b>	<b>David HICKTON</b>		Opel Ascona				
1 -	1:31.159	+ 3.957	14:01:05.495	6 -	1:28.374	+ 1.172	14:08:25.284
2 -	1:29.253	+ 2.051	14:02:34.748	7 -	1:28.409	+ 1.207	14:09:53.693
3 -	1:27.378	+ 0.176	14:04:02.126	8 -	1:28.493	+ 1.291	14:11:22.186
4 -	<b>1:27.202</b>		<b>14:05:29.328</b>	9 -	1:49.896	+ 22.694	14:13:12.082
5 -	1:27.582	+ 0.380	14:06:56.910	10 -	1:29.419	+ 2.217	14:14:41.501
<b>55</b>	<b>David HOWARD</b>		Jaguar XJ12				
1 -	1:32.451	+ 7.155	14:01:32.030	6 -	1:26.067	+ 0.771	14:08:44.776
2 -	1:26.338	+ 1.042	14:02:58.368	7 -	1:25.683	+ 0.387	14:10:10.459
3 -	1:29.074	+ 3.778	14:04:27.442	8 -	1:26.256	+ 0.960	14:11:36.715
4 -	1:25.971	+ 0.675	14:05:53.413	9 -	1:33.480	+ 8.184	14:13:10.195
5 -	<b>1:25.296</b>		<b>14:07:18.709</b>	10 -	1:49.001	+ 23.705	14:14:59.196
<b>74</b>	<b>Jeremy KNIGHT</b>		Ford Capri				
1 -	1:37.956	+ 6.640	14:01:23.241	6 -	1:32.046	+ 0.730	14:09:08.363
2 -	1:32.969	+ 1.653	14:02:56.210	7 -	1:32.621	+ 1.305	14:10:40.984

Donington National  
Circuit Length = 1.9573 miles  
Start: 13:59 End: 14:15

Weather / Track : Cloudy / Dry


# Hammerite Racing Classic Group 1 Touring Car C'ship

## QUALIFYING - RACE 11 - LAP ANALYSIS

3 -	1:33.663	+ 2.347	14:04:29.873	8 -	<b>1:31.316</b>		<b>14:12:12.300</b>
4 -	1:34.516	+ 3.200	14:06:04.389	9 -	1:32.225	+ 0.909	14:13:44.525
5 -	1:31.928	+ 0.612	14:07:36.317	10 -	1:32.434	+ 1.118	14:15:16.959
<b>76</b>	<b>Neil BRAY</b>			Ford Fiesta			
1 -	1:37.756	+ 8.968	14:01:29.998	6 -	1:35.121	+ 6.333	14:09:13.420
2 -	1:30.687	+ 1.899	14:03:00.685	7 -	1:29.768	+ 0.980	14:10:43.188
3 -	1:30.984	+ 2.196	14:04:31.669	8 -	1:29.493	+ 0.705	14:12:12.681
4 -	1:33.448	+ 4.660	14:06:05.117	9 -	1:30.087	+ 1.299	14:13:42.768
5 -	1:33.182	+ 4.394	14:07:38.299	10 -	<b>1:28.788</b>		<b>14:15:11.556</b>
<b>95</b>	<b>Anthony GORMAN</b>			BMW M3			
1 -	1:35.530	+ 4.055	14:01:15.304	6 -	1:32.576	+ 1.101	14:09:00.053
2 -	1:33.777	+ 2.302	14:02:49.081	7 -	1:32.507	+ 1.032	14:10:32.560
3 -	1:32.695	+ 1.220	14:04:21.776	8 -	<b>1:31.475</b>		<b>14:12:04.035</b>
4 -	1:33.169	+ 1.694	14:05:54.945	9 -	1:31.484	+ 0.009	14:13:35.519
5 -	1:32.532	+ 1.057	14:07:27.477	10 -	1:33.690 P	+ 2.215	14:15:09.209

# Hammerite Racing Classic Group 1 Touring Car C'ship

## RACE 11 - GRID

ROW 6	1:31.316 37 Matthew IRONS	1:31.475 95 Anthony GORMAN
ROW 5	1:29.543 5 Mark FOWLER	1:31.316 74 Jeremy KNIGHT
ROW 4	1:28.567 22 William JENKINS	1:28.788 76 Neil BRAY
ROW 3	1:27.202 46 David HICKTON	1:28.213 4 Tim SCOTT ANDREWS
ROW 2	1:25.818 11 Roger STANFORD	1:27.185 44 Tony SCOTT-ANDREWS
ROW 1	1:25.296 55 David HOWARD	1:25.612 18 Jim MCLOUGHLIN
<b>Pole</b>		
		

Donington National  
Circuit Length = 1.9573 miles

**These results are provisional until the conclusion of any judicial and technical matters.**

Clerk of Course :		Timekeeper :
-------------------	--	--------------

# Hammerite Racing Classic Group 1 Touring Car C'ship

## RACE 11 - CLASSIFICATION

POS	NO	CL	NAME	ENTRY	LAPS	TIME	GAP	DIFF	MPH	BEST	ON
1	18	B	<b>Jim MCLOUGHLIN</b>	Ford Capri	11	15:57.120			80.97	1:25.869	4
2	11	C	<b>Roger STANFORD</b>	BMW 2002	11	15:57.330	<b>0.210</b>	0.210	80.96	1:25.934	4
3	5	B	<b>Mark FOWLER</b>	Ford Capri	11	16:06.405	<b>9.285</b>	9.075	80.20	1:26.250	2
4	46	C	<b>David HICKTON</b>	Opel Ascona	11	16:07.307	<b>10.187</b>	0.902	80.12	1:26.927	7
5	22	B	<b>William JENKINS</b>	BMW 3.0CSL	11	16:21.762	<b>24.642</b>	14.455	78.94	1:28.101	7
6	4	B	<b>Tim SCOTT ANDREWS</b>	Rover Vitesse	11	16:26.494	<b>29.374</b>	4.732	78.56	1:26.621	10
7	44	B	<b>Tony SCOTT-ANDREWS</b>	Rover Vitesse SD1	11	16:28.595	<b>31.475</b>	2.101	78.40	1:27.966	6
8	74	B	<b>Jeremy KNIGHT</b>	Ford Capri	11	16:43.013	<b>45.893</b>	14.418	77.27	1:29.145	8
9	95	B	<b>Anthony GORMAN</b>	BMW M3	11	17:26.624	<b>1:29.504</b>	43.611	74.05	1:33.418	4
10	76	D	<b>Neil BRAY</b>	Ford Fiesta	11	17:42.412	<b>1:45.292</b>	15.788	72.95	1:28.326	7
11	52	D	<b>Phil WALLER</b>	Hillman Avenger	10	15:58.889	<b>1 lap</b>	1 lap	73.48	1:33.081	2

### FASTEST LAP

18	B	<b>Jim MCLOUGHLIN</b>	Ford Capri	4	1:25.869	82.05 mph	132.05 kph
11	C	<b>Roger STANFORD</b>	BMW 2002	4	1:25.934	81.99 mph	131.95 kph
76	D	<b>Neil BRAY</b>	Ford Fiesta	7	1:28.326	79.77 mph	128.38 kph

Weather / Track : Cloudy / Dry

These results are provisional until the conclusion of any judicial and technical matters.

Donington National  
Circuit Length = 1.9573 miles  
Start: 12:27 End: 12:45

Clerk of Course :		Timekeeper :
-------------------	--	--------------

# Hammerite Racing Classic Group 1 Touring Car C'ship

## RACE 11 - LAP CHART

Lap 1			Lap 2			Lap 3			Lap 4			Lap 5		
No	Behind	Laptime	No	Behind	Laptime	No	Behind	Laptime	No	Behind	Laptime	No	Behind	Laptime
18		1:29.467	18		1:26.444	11		1:26.222	11		1:25.934	11		1:27.074
11	0.241	1:29.708	11	0.021	1:26.224	18	0.494	1:26.737	18	0.429	1:25.869	18	0.020	1:26.665
5	2.330	1:31.797	5	2.136	1:26.250	5	3.589	1:27.696	5	5.713	1:28.058	5	6.341	1:27.702
46	3.617	1:33.084	46	5.546	1:28.373	46	7.109	1:27.806	46	8.830	1:27.655	46	9.347	1:27.591
44	5.699	1:35.166	22	9.291	1:29.177	22	11.311	1:28.263	22	13.983	1:28.606	22	15.238	1:28.329
76	6.292	1:35.759	44	10.228	1:30.973	44	12.241	1:28.256	44	15.554	1:29.247	4	17.904	1:29.050
22	6.558	1:36.025	4	10.579	1:29.340	4	13.046	1:28.710	4	15.928	1:28.816	44	18.593	1:30.113
4	7.683	1:37.150	76	10.883	1:31.035	76	15.178	1:30.538	76	17.739	1:28.495	76	19.383	1:28.718
95	9.229	1:38.696	74	12.499	1:29.631	74	16.241	1:29.985	74	21.269	1:30.962	74	24.444	1:30.249
74	9.312	1:38.779	95	17.145	1:34.360	95	25.538	1:34.636	95	33.022	1:33.418	95	40.199	1:34.251
52	10.787	1:40.254	52	17.424	1:33.081	52	25.832	1:34.651	52	33.145	1:33.247	52	50.318	1:44.247

# Hammerite Racing Classic Group 1 Touring Car C'ship

## RACE 11 - LAP CHART

Lap 6			Lap 7			Lap 8			Lap 9			Lap 10		
No	Behind	Laptime	No	Behind	Laptime	No	Behind	Laptime	No	Behind	Laptime	No	Behind	Laptime
11		1:26.905	11		1:26.251	18		1:26.519	18		1:27.199	18		1:26.916
18	0.263	1:27.148	18	0.268	1:26.256	11	0.188	1:26.975	11	0.324	1:27.335	11	0.017	1:26.609
5	6.766	1:27.330	5	7.892	1:27.377	5	8.440	1:27.335	5	8.885	1:27.644	5	9.418	1:27.449
46	9.995	1:27.553	46	10.671	1:26.927	46	11.051	1:27.167	46	10.982	1:27.130	46	11.043	1:26.977
22	16.705	1:28.372	22	18.555	1:28.101	22	20.390	1:28.622	22	21.673	1:28.482	22	23.741	1:28.984
44	19.654	1:27.966	44	22.947	1:29.544	44	26.483	1:30.323	4	28.828	1:28.981	4	28.533	1:26.621
76	21.038	1:28.560	76	23.113	1:28.326	4	27.046	1:29.892	44	29.457	1:30.173	44	31.026	1:28.485
4	21.891	1:30.892	4	23.941	1:28.301	76	27.437	1:31.111	76	29.577	1:29.339	74	40.363	1:31.546
74	27.426	1:29.887	74	31.311	1:30.136	74	33.669	1:29.145	74	35.733	1:29.263	76	59.662	1:57.001
95	47.719	1:34.425	95	56.304	1:34.836	95	1:03.932	1:34.415	95	1:11.936	1:35.203	95	1:20.807	1:35.787
52	56.650	1:33.237	52	1:04.087	1:33.688	52	1:11.625	1:34.325	52	1:22.690	1:38.264			



# Hammerite Racing Classic Group 1 Touring Car C'ship

## RACE 11 - LAP CHART

Lap 11		
No	Behind	Laptime
18		1:27.900
11	0.210	1:28.093
52	1 LAP	1:33.895
5	9.285	1:27.767
46	10.187	1:27.044
22	24.642	1:28.801
4	29.374	1:28.741
44	31.475	1:28.349
74	45.893	1:33.430
95	1:29.504	1:36.597
76	1:45.292	2:13.530

# DUNLOP Mini Se7en Championship

## QUALIFYING - RACE 13 - CLASSIFICATION

POS	NO	CL	NAME	ENTRY	TIME	ON	LAPS	GAP	DIFF	MPH
1	2	S7	Paul THOMPSON	Rover Mini	1:30.765	2	9			77.63
2	3	S7	Andrew DEVINY	Rover Mini	1:31.055	3	3	0.290	0.290	77.38
3	5	S7	Niven BURGE	Altered Image Vickers Mini 7	1:31.474	6	10	0.709	0.419	77.02
4	1	S7	Max HUNTER	Mini	1:31.878	6	9	1.113	0.404	76.69
5	6	S7	Gareth HUNT	Mini Se7en	1:31.895	4	10	1.130	0.017	76.67
6	11	S7	Kane ASTIN	Mini Seven	1:31.954	5	10	1.189	0.059	76.62
7	29	S7	Jabez DYER	Mini	1:32.642	4	6	1.877	0.688	76.05
8	28	S7	Neil ROBINS	Austin Mini	1:32.685	10	10	1.920	0.043	76.02
9	35	S7	Paul SPARK	Rover Mini	1:32.901	6	9	2.136	0.216	75.84
10	7	S7	Dick HUNTER	Mini Seven	1:33.087	6	9	2.322	0.186	75.69
11	12	S7	Darren MULLEN	Mini 7	1:33.226	4	10	2.461	0.139	75.58
12	9	S7	James COULSON	Mini Se7en	1:33.489	4	10	2.724	0.263	75.36
13	16	S7	James WINNIFRITH	Mini Se7en	1:33.944	5	10	3.179	0.455	75.00
14	52	S7	Nathan BURGE	Altered Image Vickers Mini 7	1:33.953	5	9	3.188	0.009	74.99
15	15	S7	Steven BAKER	Rover Mini	1:34.170	4	10	3.405	0.217	74.82
16	38	S7	Steven HOPPER	Rover Mini	1:34.745	6	9	3.980	0.575	74.36
17	34	S7	Anthony TOWEY	Mini	1:34.751	3	10	3.986	0.006	74.36
18	60	S7	Malcolm KEAT	Mini Seven	1:35.165	4	6	4.400	0.414	74.04
19	49	S7	Huw DAVIES	Mini 1000	1:36.008	6	9	5.243	0.843	73.39
20	47	S7	Kelvin EDGAR	Morris Mini	1:39.583	7	9	8.818	3.575	70.75
21	33	S7	Geoff TAYLOR	Mini Se7en	1:42.256	9	9	11.491	2.673	68.90

Car 12 & 29 - No Working Transponder - Please Fix before Race

Weather / Track : Cloudy / Dry

These results are provisional until the conclusion of any judicial and technical matters.

Donington National  
Circuit Length = 1.9573 miles  
Start: 14:22 End: 14:40

Clerk of Course :	Timekeeper :
-------------------	--------------

# DUNLOP Mini Se7en Championship

## QUALIFYING - RACE 13 - LAP ANALYSIS

<b>1</b>	<b>Max HUNTER</b> Mini					
1 -	1:35.928	+ 4.050	14:25:42.330	6 -	<b>1:31.878</b>	<b>14:33:27.251</b>
2 -	1:34.008	+ 2.130	14:27:16.338	7 -	1:41.690	+ 9.812
3 -	1:33.162	+ 1.284	14:28:49.500	8 -	1:40.797	+ 8.919
4 -	1:33.189	+ 1.311	14:30:22.689	9 -	1:32.472	+ 0.594
5 -	1:32.684	+ 0.806	14:31:55.373			
<b>2</b>	<b>Paul THOMPSON</b> Rover Mini					
1 -	1:33.716	+ 2.951	14:24:28.939	6 -	1:31.925	+ 1.160
2 -	<b>1:30.765</b>		<b>14:25:59.704</b>	7 -	1:31.310	+ 0.545
3 -	1:30.937	+ 0.172	14:27:30.641	8 -	1:31.500	+ 0.735
4 -	1:30.869	+ 0.104	14:29:01.510	9 -	1:49.979 P	+ 19.214
5 -	1:33.766	+ 3.001	14:30:35.276			
<b>3</b>	<b>Andrew DEVINY</b> Rover Mini					
1 -	1:34.966	+ 3.911	14:24:24.211	3 -	<b>1:31.055</b>	<b>14:27:27.071</b>
2 -	1:31.805	+ 0.750	14:25:56.016			
<b>5</b>	<b>Niven BURGE</b> Altered Image Vickers Mini 7					
1 -	1:35.141	+ 3.667	14:24:24.700	6 -	<b>1:31.474</b>	<b>14:32:05.349</b>
2 -	1:32.380	+ 0.906	14:25:57.080	7 -	1:31.622	+ 0.148
3 -	1:32.288	+ 0.814	14:27:29.368	8 -	1:33.395	+ 1.921
4 -	1:32.444	+ 0.970	14:29:01.812	9 -	1:42.120	+ 10.646
5 -	1:32.063	+ 0.589	14:30:33.875	10 -	1:49.122	+ 17.648
<b>6</b>	<b>Gareth HUNT</b> Mini Se7en					
1 -	1:36.231	+ 4.336	14:24:29.780	6 -	1:32.970	+ 1.075
2 -	1:32.643	+ 0.748	14:26:02.423	7 -	1:36.127	+ 4.232
3 -	1:33.664	+ 1.769	14:27:36.087	8 -	1:37.273	+ 5.378
4 -	<b>1:31.895</b>		<b>14:29:07.982</b>	9 -	1:32.603	+ 0.708
5 -	1:32.654	+ 0.759	14:30:40.636	10 -	1:32.630	+ 0.735
<b>7</b>	<b>Dick HUNTER</b> Mini Seven					
1 -	1:42.059	+ 8.972	14:25:04.996	6 -	<b>1:33.087</b>	<b>14:32:53.303</b>
2 -	1:33.488	+ 0.401	14:26:38.484	7 -	1:36.430	+ 3.343
3 -	1:33.978	+ 0.891	14:28:12.462	8 -	1:50.769	+ 17.682
4 -	1:33.813	+ 0.726	14:29:46.275	9 -	1:43.655	+ 10.568
5 -	1:33.941	+ 0.854	14:31:20.216			
<b>9</b>	<b>James COULSON</b> Mini Se7en					
1 -	1:36.672	+ 3.183	14:24:26.701	6 -	1:34.111	+ 0.622
2 -	1:33.635	+ 0.146	14:26:00.336	7 -	1:35.664	+ 2.175
3 -	1:33.900	+ 0.411	14:27:34.236	8 -	1:34.475	+ 0.986
4 -	<b>1:33.489</b>		<b>14:29:07.725</b>	9 -	1:34.500	+ 1.011
5 -	1:34.027	+ 0.538	14:30:41.752	10 -	1:33.912	+ 0.423
<b>11</b>	<b>Kane ASTIN</b> Mini Seven					
1 -	1:36.860	+ 4.906	14:24:29.210	6 -	1:32.032	+ 0.078
2 -	1:32.338	+ 0.384	14:26:01.548	7 -	1:32.081	+ 0.127
3 -	1:32.183	+ 0.229	14:27:33.731	8 -	1:33.009	+ 1.055
4 -	1:32.038	+ 0.084	14:29:05.769	9 -	1:37.332	+ 5.378
5 -	<b>1:31.954</b>		<b>14:30:37.723</b>	10 -	1:49.956 P	+ 18.002
<b>12</b>	<b>Darren MULLEN</b> Mini 7					
1 -	1:40.292	+ 7.066	14:24:42.070	6 -	1:33.750	+ 0.524
2 -	1:35.190	+ 1.964	14:26:17.260	7 -	1:35.484	+ 2.258
3 -	1:34.096	+ 0.870	14:27:51.356	8 -	1:39.637	+ 6.411
4 -	<b>1:33.226</b>		<b>14:29:24.582</b>	9 -	1:35.256	+ 2.030
5 -	1:33.789	+ 0.563	14:30:58.371	10 -	1:34.258	+ 1.032
<b>15</b>	<b>Steven BAKER</b> Rover Mini					
1 -	1:38.288	+ 4.118	14:24:41.064	6 -	1:35.590	+ 1.420
2 -	1:35.904	+ 1.734	14:26:16.968	7 -	1:34.885	+ 0.715

Car 12 & 29 - No Working Transponder - Please Fix before Race

Weather / Track : Cloudy / Dry

# DUNLOP Mini Se7en Championship

## QUALIFYING - RACE 13 - LAP ANALYSIS

3 -	1:34.913	+ 0.743	14:27:51.881	8 -	1:38.441	+ 4.271	14:35:49.639
4 -	<b>1:34.170</b>		<b>14:29:26.051</b>	9 -	1:45.682	+ 11.512	14:37:35.321
5 -	1:34.672	+ 0.502	14:31:00.723	10 -	2:12.121 P	+ 37.951	14:39:47.442
<b>16</b>	<b>James WINNIFRITH</b>			<b>Mini Se7en</b>			
1 -	1:40.320	+ 6.376	14:24:38.588	6 -	1:37.687	+ 3.743	14:32:34.228
2 -	1:35.028	+ 1.084	14:26:13.616	7 -	1:34.704	+ 0.760	14:34:08.932
3 -	1:34.300	+ 0.356	14:27:47.916	8 -	1:41.011	+ 7.067	14:35:49.943
4 -	1:34.681	+ 0.737	14:29:22.597	9 -	1:34.455	+ 0.511	14:37:24.398
5 -	<b>1:33.944</b>		<b>14:30:56.541</b>	10 -	1:34.100	+ 0.156	14:38:58.498
<b>28</b>	<b>Neil ROBINS</b>			<b>Austin Mini</b>			
1 -	1:34.839	+ 2.154	14:24:30.541	6 -	1:33.088	+ 0.403	14:32:22.562
2 -	1:33.388	+ 0.703	14:26:03.929	7 -	1:32.885	+ 0.200	14:33:55.447
3 -	1:33.366	+ 0.681	14:27:37.295	8 -	1:33.192	+ 0.507	14:35:28.639
4 -	1:39.224	+ 6.539	14:29:16.519	9 -	1:32.762	+ 0.077	14:37:01.401
5 -	1:32.955	+ 0.270	14:30:49.474	10 -	<b>1:32.685</b>		<b>14:38:34.086</b>
<b>29</b>	<b>Jabez DYER</b>			<b>Mini</b>			
1 -	1:36.346	+ 3.704	14:24:27.397	4 -	<b>1:32.642</b>		<b>14:29:11.628</b>
2 -	1:36.270	+ 3.628	14:26:03.667	5 -	1:34.346	+ 1.704	14:30:45.974
3 -	1:35.319	+ 2.677	14:27:38.986	6 -	1:33.033	+ 0.391	14:32:19.007
<b>33</b>	<b>Geoff TAYLOR</b>			<b>Mini Se7en</b>			
1 -	1:53.549	+ 11.293	14:25:02.438	6 -	1:44.171	+ 1.915	14:33:51.468
2 -	1:47.907	+ 5.651	14:26:50.345	7 -	1:42.786	+ 0.530	14:35:34.254
3 -	1:46.516	+ 4.260	14:28:36.861	8 -	1:43.996	+ 1.740	14:37:18.250
4 -	1:45.901	+ 3.645	14:30:22.762	9 -	<b>1:42.256</b>		<b>14:39:00.506</b>
5 -	1:44.535	+ 2.279	14:32:07.297				
<b>34</b>	<b>Anthony TOWEY</b>			<b>Mini</b>			
1 -	1:38.399	+ 3.648	14:24:43.030	6 -	1:35.440	+ 0.689	14:32:40.236
2 -	1:35.542	+ 0.791	14:26:18.572	7 -	1:35.443	+ 0.692	14:34:15.679
3 -	<b>1:34.751</b>		<b>14:27:53.323</b>	8 -	1:35.032	+ 0.281	14:35:50.711
4 -	1:35.008	+ 0.257	14:29:28.331	9 -	1:35.289	+ 0.538	14:37:26.000
5 -	1:36.465	+ 1.714	14:31:04.796	10 -	1:50.339 P	+ 15.588	14:39:16.339
<b>35</b>	<b>Paul SPARK</b>			<b>Rover Mini</b>			
1 -	2:21.429	+ 48.528	14:25:38.372	6 -	<b>1:32.901</b>		<b>14:33:29.170</b>
2 -	1:34.880	+ 1.979	14:27:13.252	7 -	1:33.613	+ 0.712	14:35:02.783
3 -	1:33.983	+ 1.082	14:28:47.235	8 -	1:50.185	+ 17.284	14:36:52.968
4 -	1:35.963	+ 3.062	14:30:23.198	9 -	1:40.769	+ 7.868	14:38:33.737
5 -	1:33.071	+ 0.170	14:31:56.269				
<b>38</b>	<b>Steven HOPPER</b>			<b>Rover Mini</b>			
1 -	1:38.439	+ 3.694	14:24:37.532	6 -	<b>1:34.745</b>		<b>14:32:43.747</b>
2 -	1:36.859	+ 2.114	14:26:14.391	7 -	1:34.960	+ 0.215	14:34:18.707
3 -	1:35.023	+ 0.278	14:27:49.414	8 -	1:40.804 P	+ 6.059	14:35:59.511
4 -	1:35.592	+ 0.847	14:29:25.006	9 -	2:34.152	+ 59.407	14:38:33.663
5 -	1:43.996	+ 9.251	14:31:09.002				
<b>47</b>	<b>Kelvin EDGAR</b>			<b>Morris Mini</b>			
1 -	1:46.439	+ 6.856	14:24:55.715	6 -	1:41.387	+ 1.804	14:33:21.342
2 -	1:41.950	+ 2.367	14:26:37.665	7 -	<b>1:39.583</b>		<b>14:35:00.925</b>
3 -	1:41.990	+ 2.407	14:28:19.655	8 -	1:41.374	+ 1.791	14:36:42.299
4 -	1:39.774	+ 0.191	14:29:59.429	9 -	1:39.967	+ 0.384	14:38:22.266
5 -	1:40.526	+ 0.943	14:31:39.955				
<b>49</b>	<b>Huw DAVIES</b>			<b>Mini 1000</b>			
1 -	1:46.962	+ 10.954	14:24:57.101	6 -	<b>1:36.008</b>		<b>14:33:08.446</b>
2 -	1:40.820	+ 4.812	14:26:37.921	7 -	1:36.731	+ 0.723	14:34:45.177
3 -	1:40.389	+ 4.381	14:28:18.310	8 -	1:36.382	+ 0.374	14:36:21.559
4 -	1:37.942	+ 1.934	14:29:56.252	9 -	1:36.544	+ 0.536	14:37:58.103
5 -	1:36.186	+ 0.178	14:31:32.438				

Car 12 & 29 - No Working Transponder - Please Fix before Race

Weather / Track : Cloudy / Dry

**DUNLOP Mini Se7en Championship**  
**QUALIFYING - RACE 13 - LAP ANALYSIS**


<b>52</b>		<b>Nathan BURGE</b>		<b>Altered Image Vickers Mini 7</b>			
1 -	1:44.854	+ 10.901	14:24:56.943	6 -	1:33.963	+ 0.010	14:32:52.666
2 -	1:37.425	+ 3.472	14:26:34.368	7 -	1:44.216	+ 10.263	14:34:36.882
3 -	1:35.236	+ 1.283	14:28:09.604	8 -	1:42.707	+ 8.754	14:36:19.589
4 -	1:35.146	+ 1.193	14:29:44.750	9 -	1:35.012	+ 1.059	14:37:54.601
5 -	<b>1:33.953</b>		<b>14:31:18.703</b>				
<b>60</b>		<b>Malcolm KEAT</b>		<b>Mini Seven</b>			
1 -	1:45.274	+ 10.109	14:24:55.999	4 -	<b>1:35.165</b>		<b>14:29:44.346</b>
2 -	1:37.671	+ 2.506	14:26:33.670	5 -	1:36.934	+ 1.769	14:31:21.280
3 -	1:35.511	+ 0.346	14:28:09.181	6 -	1:41.034 P	+ 5.869	14:33:02.314

Car 12 & 29 - No Working Transponder - Please Fix before Race

Weather / Track : Cloudy / Dry

# DUNLOP Mini Se7en Championship

## RACE 13 - GRID

ROW 11	1:42.256 33 Geoff TAYLOR		
ROW 10		1:36.008 49 Huw DAVIES	1:39.583 47 Kelvin EDGAR
ROW 9	1:34.751 34 Anthony TOWEY		1:35.165 60 Malcolm KEAT
ROW 8		1:34.170 15 Steven BAKER	1:34.745 38 Steven HOPPER
ROW 7	1:33.944 16 James WINNIFRITH		1:33.953 52 Nathan BURGE
ROW 6		1:33.226 12 Darren MULLEN	1:33.489 9 James COULSON
ROW 5	1:32.901 35 Paul SPARK		1:33.087 7 Dick HUNTER
ROW 4		1:32.642 29 Jabez DYER	1:32.685 28 Neil ROBINS
ROW 3	1:31.895 6 Gareth HUNT		1:31.954 11 Kane ASTIN
ROW 2		1:31.474 5 Niven BURGE	1:31.878 1 Max HUNTER
ROW 1	1:30.765 2 Paul THOMPSON		1:31.055 3 Andrew DEVINY
<b>Pole</b>			
			

Donington National  
Circuit Length = 1.9573 miles

**These results are provisional until the conclusion of any judicial and technical matters.**

Clerk of Course :

Timekeeper :

# DUNLOP Mini Se7en Championship

## RACE 13 - CLASSIFICATION

POS	NO	CL	NAME	ENTRY	LAPS	TIME	GAP	DIFF	MPH	BEST	ON
1	3	S7	Andrew DEVINY	Rover Mini	7	10:43.724			76.62	1:30.777	4
2	2	S7	Paul THOMPSON	Rover Mini	7	10:45.623	1.899	1.899	76.39	1:30.393	7
3	1	S7	Max HUNTER	Mini	7	10:47.666	3.942	2.043	76.15	1:31.368	4
4	6	S7	Gareth HUNT	Mini Se7en	7	10:48.152	4.428	0.486	76.09	1:31.015	4
5	35	S7	Paul SPARK	Rover Mini	7	10:53.541	9.817	5.389	75.47	1:32.046	4
6	7	S7	Dick HUNTER	Mini Seven	7	10:57.637	13.913	4.096	75.00	1:31.797	4
7	29	S7	Jabez DYER	Mini	7	10:58.904	15.180	1.267	74.85	1:32.356	6
8	12	S7	Darren MULLEN	Mini 7	7	10:59.098	15.374	0.194	74.83	1:32.130	4
9	9	S7	James COULSON	Mini Se7en	7	11:04.729	21.005	5.631	74.19	1:32.520	6
10	28	S7	Neil ROBINS	Austin Mini	7	11:07.835	24.111	3.106	73.85	1:31.717	4
11	52	S7	Nathan BURGE	Altered Image Vickers Mini 7	7	11:07.959	24.235	0.124	73.84	1:33.616	3
12	34	S7	Anthony TOWEY	Mini	7	11:08.113	24.389	0.154	73.82	1:33.046	2
13	15	S7	Steven BAKER	Rover Mini	7	11:09.033	25.309	0.920	73.72	1:33.471	3
14	60	S7	Malcolm KEAT	Mini Seven	7	11:09.679	25.955	0.646	73.65	1:33.032	7
15	38	S7	Steven HOPPER	Rover Mini	7	11:10.491	26.767	0.812	73.56	1:33.757	7
16	49	S7	Huw DAVIES	Mini 1000	7	11:14.732	31.008	4.241	73.09	1:34.155	3
17	47	S7	Kelvin EDGAR	Morris Mini	7	11:41.250	57.526	26.518	70.33	1:37.567	6
18	33	S7	Geoff TAYLOR	Mini Se7en	7	12:00.412	1:16.688	19.162	68.46	1:41.137	6

### NOT CLASSIFIED

DNF	16	S7	James WINNIFRITH	Mini Se7en	2	3:50.068	5 laps	5 laps	61.25	1:40.626	1
DNF	5	S7	Niven BURGE	Altered Image Vickers Mini 7	1	1:37.007	6 laps	1 lap	72.63	1:37.007	1
RET	11	S7	Kane ASTIN	Mini Seven	7	10:47.965	4.241	0.000	76.11		4

### FASTEST LAP

2	S7	Paul THOMPSON	Rover Mini	7	1:30.393	77.94 mph	125.44 kph
---	----	---------------	------------	---	----------	-----------	------------

Race Stopped

Weather / Track : Cloudy / Dry

These results are provisional until the conclusion of any judicial and technical matters.

Donington National  
Circuit Length = 1.9573 miles  
Start: 14:18 End: 00:00

Clerk of Course :		Timekeeper :	
-------------------	--	--------------	--

**DUNLOP Mini Se7en Championship**  
**RACE 13 - LAP CHART**

Lap 1			Lap 2			Lap 3			Lap 4			Lap 5		
No	Behind	Laptime	No	Behind	Laptime	No	Behind	Laptime	No	Behind	Laptime	No	Behind	Laptime
2		1:36.261	3		1:31.811	3		1:32.056	3		1:30.777	3		1:30.818
3	0.267	1:36.528	1	0.968	1:32.507	1	0.327	1:31.415	2	0.719	1:31.001	1	1.484	1:31.384
1	0.539	1:36.800	2	1.396	1:33.474	2	0.495	1:31.155	1	0.918	1:31.368	2	1.967	1:32.066
5	0.746	1:37.007	35	1.892	1:32.574	6	1.936	1:31.934	6	2.174	1:31.015	6	2.526	1:31.170
35	1.396	1:37.657	6	2.058	1:32.132	35	2.725	1:32.889	35	3.994	1:32.046	35	6.138	1:32.962
6	2.004	1:38.265	28	4.716	1:33.240	28	5.451	1:32.791	28	6.391	1:31.717	7	8.776	1:32.845
7	3.287	1:39.548	7	5.450	1:34.241	7	5.729	1:32.335	7	6.749	1:31.797	28	9.693	1:34.120
28	3.554	1:39.815	12	5.623	1:33.664	12	6.225	1:32.658	12	7.578	1:32.130	12	10.045	1:33.285
12	4.037	1:40.298	9	5.734	1:33.719	9	6.599	1:32.921	9	8.699	1:32.877	29	11.537	1:33.384
9	4.093	1:40.354	29	6.388	1:32.639	29	6.879	1:32.547	29	8.971	1:32.869	9	11.901	1:34.020
16	4.365	1:40.626	34	7.037	1:33.046	34	8.970	1:33.989	15	12.652	1:34.144	34	16.692	1:34.701
29	5.827	1:42.088	15	7.870	1:34.019	15	9.285	1:33.471	34	12.809	1:34.616	52	16.848	1:34.651
15	5.929	1:42.190	52	8.290	1:34.027	52	9.850	1:33.616	52	13.015	1:33.942	15	19.103	1:37.269
34	6.069	1:42.330	38	9.464	1:34.629	38	11.500	1:34.092	38	15.883	1:35.160	38	19.603	1:34.538
52	6.341	1:42.602	60	10.571	1:34.920	60	12.896	1:34.381	60	16.706	1:34.587	60	20.098	1:34.210
38	6.913	1:43.174	49	12.076	1:35.254	49	14.175	1:34.155	49	18.463	1:35.065	49	23.023	1:35.378
60	7.729	1:43.990	47	18.040	1:40.609	47	26.346	1:40.362	47	34.370	1:38.801	47	42.209	1:38.657
49	8.900	1:45.161	33	23.692	1:42.173	33	34.305	1:42.669	33	44.685	1:41.157	33	55.647	1:41.780
47	9.509	1:45.770	16	41.729	2:09.442 P									
33	13.597	1:49.858												



# DUNLOP Mini Se7en Championship

## RACE 13 - LAP CHART

Lap 6			Lap 7		
No	Behind	Laptime	No	Behind	Laptime
3		1:30.908	3		1:30.826
2	2.332	1:31.273	2	1.899	1:30.393
1	3.113	1:32.537	1	3.942	1:31.655
6	3.467	1:31.849	6	4.428	1:31.787
35	8.126	1:32.896	35	9.817	1:32.517
7	10.670	1:32.802	7	13.913	1:34.069
12	12.543	1:33.406	29	15.180	1:33.021
29	12.985	1:32.356	12	15.374	1:33.657
28	13.144	1:34.359	9	21.005	1:38.318
9	13.513	1:32.520	28	24.111	1:41.793
34	19.924	1:34.140	52	24.235	1:34.967
52	20.094	1:34.154	34	24.389	1:35.291
15	22.353	1:34.158	15	25.309	1:33.782
60	23.749	1:34.559	60	25.955	1:33.032
38	23.836	1:35.141	38	26.767	1:33.757
49	27.348	1:35.233	49	31.008	1:34.486
47	48.868	1:37.567	47	57.526	1:39.484
33	1:05.876	1:41.137	33	1:16.688	1:41.638

**Track & Race Cars Pre '93 Touring Car Championship**  
**QUALIFYING - RACE 16 - CLASSIFICATION**

POS	NO	CL	NAME	ENTRY	TIME	ON	LAPS	GAP	DIFF	MPH
1	66	B	Andy DAVIES	BMW M3	1:23.657	8	10			84.22
2	81	C	Tony ELLIS	Mazda RX7	1:24.131	9	11	0.474	0.474	83.75
3	3	B	Mark OSBORNE	Mitsubishi Starion	1:24.727	3	3	1.070	0.596	83.16
4	45	C	Len SIMPSON	VW Vento VR6	1:24.859	9	9	1.202	0.132	83.03
5	17	E	Carl BENNETT	Honda Civic	1:27.126	10	10	3.469	2.267	80.87
6	4	B	Tim SCOTT ANDREWS	Rover Vitesse	1:27.349	10	10	3.692	0.223	80.66
7	26	A	Allan WEYMAN	Chevrolet Camaro IROC-Z	1:27.557	8	10	3.900	0.208	80.47
8	67	B	Les JOHNSON	BMW M3	1:27.992	10	10	4.335	0.435	80.07
9	9	B	Ken LARK	VW Corrado	1:28.297	6	6	4.640	0.305	79.80
10	10	A	David SCRIVEN	Toyota Supra	1:28.577	9	10	4.920	0.280	79.54
11	68	B	Stuart TRANTER	Rover Tomcat	1:28.918	10	10	5.261	0.341	79.24
12	62	B	Martin DOLLMAN	Ford Sierra Cosworth	1:29.203	10	10	5.546	0.285	78.98
13	31	E	Stuart MACMASTER	Honda Civic	1:30.875	8	10	7.218	1.672	77.53
14	90	C	Glynn ALLEN	BMW M3 E30	1:31.955	9	10	8.298	1.080	76.62
15	95	D	Ryan GORMAN	BMW E30	1:32.085	7	10	8.428	0.130	76.51
16	89	E	Ken SELFE	Ford Escort XR3	1:33.200	8	9	9.543	1.115	75.60
17	11	E	David HILL	Honda CRX	1:33.907	8	9	10.250	0.707	75.03

Car 45 - No Working Transponder Please fix for Race

Weather / Track : Cloudy / Dry

These results are provisional until the conclusion of any judicial and technical matters.

Donington National  
 Circuit Length = 1.9573 miles  
 Start: 14:47 End: 15:05

Clerk of Course :		Timekeeper :
-------------------	--	--------------

## Track & Race Cars Pre '93 Touring Car Championship

### QUALIFYING - RACE 16 - LAP ANALYSIS

<b>3</b>	<b>Mark OSBORNE</b>		Mitsubishi Starion			
1 -	1:32.918	+ 8.191	14:49:49.170	3 -	<b>1:24.727</b>	<b>14:52:40.696</b>
2 -	1:26.799	+ 2.072	14:51:15.969			
<b>4</b>	<b>Tim SCOTT ANDREWS</b>		Rover Vitesse			
1 -	1:37.922	+ 10.573	14:50:23.621	6 -	1:31.472	+ 4.123
2 -	1:32.580	+ 5.231	14:51:56.201	7 -	1:29.657	+ 2.308
3 -	1:31.355	+ 4.006	14:53:27.556	8 -	1:28.348	+ 0.999
4 -	1:32.210	+ 4.861	14:54:59.766	9 -	1:28.671	+ 1.322
5 -	1:37.999	+ 10.650	14:56:37.765	10 -	<b>1:27.349</b>	<b>15:04:03.262</b>
<b>9</b>	<b>Ken LARK</b>		VW Corrado			
1 -	1:49.711	+ 21.414	14:50:24.683	4 -	1:31.801	+ 3.504
2 -	1:46.020	+ 17.723	14:52:10.703	5 -	1:33.842	+ 5.545
3 -	1:31.398	+ 3.101	14:53:42.101	6 -	<b>1:28.297</b>	<b>14:58:16.041</b>
<b>10</b>	<b>David SCRIVEN</b>		Toyota Supra			
1 -	1:41.512	+ 12.935	14:49:48.941	6 -	1:31.283	+ 2.706
2 -	1:35.371	+ 6.794	14:51:24.312	7 -	1:35.212	+ 6.635
3 -	1:31.802	+ 3.225	14:52:56.114	8 -	1:29.071	+ 0.494
4 -	1:33.990	+ 5.413	14:54:30.104	9 -	<b>1:28.577</b>	<b>15:02:06.262</b>
5 -	1:32.015	+ 3.438	14:56:02.119	10 -	1:29.638	+ 1.061
<b>11</b>	<b>David HILL</b>		Honda CRX			
1 -	1:46.069	+ 12.162	14:50:18.806	6 -	1:35.655	+ 1.748
2 -	1:39.487	+ 5.580	14:51:58.293	7 -	1:34.293	+ 0.386
3 -	1:37.224	+ 3.317	14:53:35.517	8 -	<b>1:33.907</b>	<b>15:01:34.180</b>
4 -	1:37.049	+ 3.142	14:55:12.566	9 -	1:35.723	+ 1.816
5 -	1:37.759	+ 3.852	14:56:50.325			
<b>17</b>	<b>Carl BENNETT</b>		Honda Civic			
1 -	1:45.932	+ 18.806	14:50:24.954	6 -	1:31.740	+ 4.614
2 -	1:33.998	+ 6.872	14:51:58.952	7 -	1:28.744	+ 1.618
3 -	1:31.055	+ 3.929	14:53:30.007	8 -	1:28.848	+ 1.722
4 -	1:30.095	+ 2.969	14:55:00.102	9 -	1:30.166	+ 3.040
5 -	1:29.086	+ 1.960	14:56:29.188	10 -	<b>1:27.126</b>	<b>15:03:55.812</b>
<b>26</b>	<b>Allan WEYMAN</b>		Chevrolet Camaro IROC-Z			
1 -	1:39.016	+ 11.459	14:50:04.211	6 -	1:28.984	+ 1.427
2 -	1:31.333	+ 3.776	14:51:35.544	7 -	1:29.914	+ 2.357
3 -	1:30.130	+ 2.573	14:53:05.674	8 -	<b>1:27.557</b>	<b>15:00:33.824</b>
4 -	1:31.428	+ 3.871	14:54:37.102	9 -	1:29.789	+ 2.232
5 -	1:30.267	+ 2.710	14:56:07.369	10 -	1:31.689	+ 4.132
<b>31</b>	<b>Stuart MACMASTER</b>		Honda Civic			
1 -	1:48.043	+ 17.168	14:50:18.280	6 -	1:31.942	+ 1.067
2 -	1:38.761	+ 7.886	14:51:57.041	7 -	1:31.612	+ 0.737
3 -	1:34.597	+ 3.722	14:53:31.638	8 -	<b>1:30.875</b>	<b>15:01:18.115</b>
4 -	1:34.834	+ 3.959	14:55:06.472	9 -	1:31.035	+ 0.160
5 -	1:37.214	+ 6.339	14:56:43.686	10 -	1:31.456	+ 0.581
<b>45</b>	<b>Len SIMPSON</b>		VW Vento VR6			
1 -	1:42.116	+ 17.257	14:50:22.067	6 -	1:25.727	+ 0.868
2 -	1:30.850	+ 5.991	14:51:52.917	7 -	1:25.432	+ 0.573
3 -	1:26.009	+ 1.150	14:53:18.926	8 -	1:25.832	+ 0.973
4 -	1:28.112	+ 3.253	14:54:47.038	9 -	<b>1:24.859</b>	<b>15:03:39.822</b>
5 -	3:10.934	+ 1:46.075	14:57:57.972			
<b>62</b>	<b>Martin DOLLMAN</b>		Ford Sierra Cosworth			
1 -	1:40.292	+ 11.089	14:50:24.617	6 -	1:44.401	+ 15.198
2 -	1:30.534	+ 1.331	14:51:55.151	7 -	1:29.730	+ 0.527
3 -	1:32.033	+ 2.830	14:53:27.184	8 -	1:32.122	+ 2.919
4 -	1:32.908	+ 3.705	14:55:00.092	9 -	1:30.333	+ 1.130

Car 45 - No Working Transponder Please fix for Race

Weather / Track : Cloudy / Dry

# Track & Race Cars Pre '93 Touring Car Championship

## QUALIFYING - RACE 16 - LAP ANALYSIS


5 -	1:30.066	+ 0.863	14:56:30.158	10 -	<b>1:29.203</b>		<b>15:04:15.947</b>
<b>66</b>	<b>Andy DAVIES</b>		<b>BMW M3</b>				
1 -	1:50.636	+ 26.979	14:50:17.429	6 -	1:23.666	+ 0.009	14:57:40.110
2 -	1:37.572	+ 13.915	14:51:55.001	7 -	1:24.706	+ 1.049	14:59:04.816
3 -	1:30.487	+ 6.830	14:53:25.488	8 -	<b>1:23.657</b>		<b>15:00:28.473</b>
4 -	1:26.715	+ 3.058	14:54:52.203	9 -	1:24.242	+ 0.585	15:01:52.715
5 -	1:24.241	+ 0.584	14:56:16.444	10 -	1:24.883	+ 1.226	15:03:17.598
<b>67</b>	<b>Les JOHNSON</b>		<b>BMW M3</b>				
1 -	1:47.175	+ 19.183	14:49:58.693	6 -	1:31.594	+ 3.602	14:57:52.513
2 -	1:32.020	+ 4.028	14:51:30.713	7 -	1:32.438	+ 4.446	14:59:24.951
3 -	1:37.851	+ 9.859	14:53:08.564	8 -	1:30.778	+ 2.786	15:00:55.729
4 -	1:37.855	+ 9.863	14:54:46.419	9 -	1:29.259	+ 1.267	15:02:24.988
5 -	1:34.500	+ 6.508	14:56:20.919	10 -	<b>1:27.992</b>		<b>15:03:52.980</b>
<b>68</b>	<b>Stuart TRANTER</b>		<b>Rover Tomcat</b>				
1 -	1:49.385	+ 20.467	14:50:25.869	6 -	1:31.639	+ 2.721	14:58:08.088
2 -	1:35.190	+ 6.272	14:52:01.059	7 -	1:30.569	+ 1.651	14:59:38.657
3 -	1:32.663	+ 3.745	14:53:33.722	8 -	1:42.636	+ 13.718	15:01:21.293
4 -	1:31.244	+ 2.326	14:55:04.966	9 -	1:31.255	+ 2.337	15:02:52.548
5 -	1:31.483	+ 2.565	14:56:36.449	10 -	<b>1:28.918</b>		<b>15:04:21.466</b>
<b>81</b>	<b>Tony ELLIS</b>		<b>Mazda RX7</b>				
1 -	1:41.039	+ 16.908	14:49:49.553	7 -	1:25.548	+ 1.417	14:58:35.343
2 -	1:28.919	+ 4.788	14:51:18.472	8 -	1:24.973	+ 0.842	15:00:00.316
3 -	1:26.570	+ 2.439	14:52:45.042	9 -	<b>1:24.131</b>		<b>15:01:24.447</b>
4 -	1:28.912	+ 4.781	14:54:13.954	10 -	1:25.014	+ 0.883	15:02:49.461
5 -	1:27.749	+ 3.618	14:55:41.703	11 -	1:25.034	+ 0.903	15:04:14.495
6 -	1:28.092	+ 3.961	14:57:09.795				
<b>89</b>	<b>Ken SELFE</b>		<b>Ford Escort XR3</b>				
1 -	1:37.948	+ 4.748	14:49:54.987	6 -	1:38.334	+ 5.134	14:58:28.552
2 -	1:35.423	+ 2.223	14:51:30.410	7 -	1:33.548	+ 0.348	15:00:02.100
3 -	1:37.608	+ 4.408	14:53:08.018	8 -	<b>1:33.200</b>		<b>15:01:35.300</b>
4 -	2:07.636	+ 34.436	14:55:15.654	9 -	1:33.972	+ 0.772	15:03:09.272
5 -	1:34.564	+ 1.364	14:56:50.218				
<b>90</b>	<b>Glynn ALLEN</b>		<b>BMW M3 E30</b>				
1 -	1:47.232	+ 15.277	14:49:59.938	6 -	1:32.916	+ 0.961	14:57:51.385
2 -	1:34.838	+ 2.883	14:51:34.776	7 -	1:34.037	+ 2.082	14:59:25.422
3 -	1:34.455	+ 2.500	14:53:09.231	8 -	1:32.493	+ 0.538	15:00:57.915
4 -	1:35.930	+ 3.975	14:54:45.161	9 -	<b>1:31.955</b>		<b>15:02:29.870</b>
5 -	1:33.308	+ 1.353	14:56:18.469	10 -	1:41.297	+ 9.342	15:04:11.167
<b>95</b>	<b>Ryan GORMAN</b>		<b>BMW E30</b>				
1 -	1:37.483	+ 5.398	14:49:40.464	6 -	1:32.917	+ 0.832	14:57:41.341
2 -	1:43.366	+ 11.281	14:51:23.830	7 -	<b>1:32.085</b>		<b>14:59:13.426</b>
3 -	1:36.425	+ 4.340	14:53:00.255	8 -	1:33.089	+ 1.004	15:00:46.515
4 -	1:34.796	+ 2.711	14:54:35.051	9 -	1:35.002	+ 2.917	15:02:21.517
5 -	1:33.373	+ 1.288	14:56:08.424	10 -	1:32.862	+ 0.777	15:03:54.379

Car 45 - No Working Transponder Please fix for Race

Weather / Track : Cloudy / Dry

# Track & Race Cars Pre '93 Touring Car Championship

## RACE 16 - GRID

ROW 9	1:33.907 11 David HILL		
ROW 8		1:32.085 95 Ryan GORMAN	1:33.200 89 Ken SELFE
ROW 7	1:30.875 31 Stuart MACMASTER		1:31.955 90 Glynn ALLEN
ROW 6		1:28.918 68 Stuart TRANTER	1:29.203 62 Martin DOLLMAN
ROW 5	1:28.297 9 Ken LARK		1:28.577 10 David SCRIVEN
ROW 4		1:27.557 26 Allan WEYMAN	1:27.992 67 Les JOHNSON
ROW 3	1:27.126 17 Carl BENNETT		1:27.349 4 Tim SCOTT ANDREWS
ROW 2		1:24.727 3 Mark OSBORNE	1:24.859 45 Len SIMPSON
ROW 1	1:23.657 66 Andy DAVIES		1:24.131 81 Tony ELLIS
<b>Pole</b>			
			

Donington National  
Circuit Length = 1.9573 miles

**These results are provisional until the conclusion of any judicial and technical matters.**

Clerk of Course :

Timekeeper :

# Track & Race Cars Pre '93 Touring Car Championship

## RACE 16 - CLASSIFICATION

POS	NO	CL	NAME	ENTRY	LAPS	TIME	GAP	DIFF	MPH	BEST	ON
1	66	B	Andy DAVIES	BMW M3	11	15:26.414			83.66	1:22.897	5
2	3	B	Mark OSBORNE	Mitsubishi Starion	11	15:30.375	3.961	3.961	83.30	1:23.510	10
3	45	C	Len SIMPSON	VW Vento VR6	11	15:30.679	4.265	0.304	83.28	1:23.569	4
4	17	E	Carl BENNETT	Honda Civic	11	16:04.210	37.796	33.531	80.38	1:26.249	8
5	4	B	Tim SCOTT ANDREWS	Rover Vitesse	11	16:04.998	38.584	0.788	80.31	1:25.646	10
6	67	B	Les JOHNSON	BMW M3	11	16:12.668	46.254	7.670	79.68	1:25.218	10
7	10	A	David SCRIVEN	Toyota Supra	11	16:24.630	58.216	11.962	78.71	1:27.413	5
8	62	B	Martin DOLLMAN	Ford Sierra Cosworth	11	16:27.192	1:00.778	2.562	78.51	1:27.225	5
9	68	B	Stuart TRANTER	Rover Tomcat	11	16:28.573	1:02.159	1.381	78.40	1:27.721	9
10	31	E	Stuart MACMASTER	Honda Civic	11	16:50.687	1:24.273	22.114	76.68	1:29.871	4
11	26	A	Allan WEYMAN	Chevrolet Camaro IROC-Z	11	17:16.415	1:50.001	25.728	74.78	1:27.828	7
12	90	C	Glynn ALLEN	BMW M3 E30	10	15:29.684	1 lap	1 lap	75.79	1:30.107	8
13	11	E	David HILL	Honda CRX	10	15:32.161	1 lap	2.477	75.58	1:29.714	4

### NOT CLASSIFIED

DNF	81	C	Tony ELLIS	Mazda RX7	2	2:58.564	9 laps	8 laps	78.91	1:27.027	1
-----	----	---	------------	-----------	---	----------	--------	--------	-------	----------	---

### FASTEST LAP

66	B	Andy DAVIES	BMW M3	5	1:22.897	84.99 mph	136.79 kph
45	C	Len SIMPSON	VW Vento VR6	4	1:23.569	84.31 mph	135.69 kph
17	E	Carl BENNETT	Honda Civic	8	1:26.249	81.69 mph	131.47 kph
10	A	David SCRIVEN	Toyota Supra	5	1:27.413	80.60 mph	129.72 kph

Weather / Track : Cloudy / Dry

These results are provisional until the conclusion of any judicial and technical matters.

Donington National  
Circuit Length = 1.9573 miles  
Start: 16:43 End: 17:01

Clerk of Course :

Timekeeper :

# Track & Race Cars Pre '93 Touring Car Championship

## RACE 16 - CLASSIFICATION Amended

POS	NO	CL	NAME	ENTRY	LAPS	TIME	GAP	DIFF	MPH	BEST	ON
1	3	B	Mark OSBORNE	Mitsubishi Starion	11	15:30.375			83.30	1:23.510	10
2	45	C	Len SIMPSON	VW Vento VR6	11	15:30.679	0.304	0.304	83.28	1:23.569	4
3	66	B	Andy DAVIES	BMW M3	11	15:36.414	6.039	5.735	82.77	1:22.897	5
4	17	E	Carl BENNETT	Honda Civic	11	16:04.210	33.835	27.796	80.38	1:26.249	8
5	4	B	Tim SCOTT ANDREWS	Rover Vitesse	11	16:04.998	34.623	0.788	80.31	1:25.646	10
6	67	B	Les JOHNSON	BMW M3	11	16:12.668	42.293	7.670	79.68	1:25.218	10
7	10	A	David SCRIVEN	Toyota Supra	11	16:24.630	54.255	11.962	78.71	1:27.413	5
8	62	B	Martin DOLLMAN	Ford Sierra Cosworth	11	16:27.192	56.817	2.562	78.51	1:27.225	5
9	68	B	Stuart TRANTER	Rover Tomcat	11	16:28.573	58.198	1.381	78.40	1:27.721	9
10	31	E	Stuart MACMASTER	Honda Civic	11	16:50.687	1:20.312	22.114	76.68	1:29.871	4
11	26	A	Allan WEYMAN	Chevrolet Camaro IROC-Z	11	17:16.415	1:46.040	25.728	74.78	1:27.828	7
12	90	C	Glynn ALLEN	BMW M3 E30	10	15:29.684	1 lap	1 lap	75.79	1:30.107	8
13	11	E	David HILL	Honda CRX	10	15:32.161	1 lap	2.477	75.58	1:29.714	4
NOT CLASSIFIED											
DNF	81	C	Tony ELLIS	Mazda RX7	2	2:58.564	9 laps	8 laps	78.91	1:27.027	1
FASTEST LAP											
66	B	Andy DAVIES	BMW M3	5	1:22.897			84.99 mph		136.79 kph	
45	C	Len SIMPSON	VW Vento VR6	4	1:23.569			84.31 mph		135.69 kph	
17	E	Carl BENNETT	Honda Civic	8	1:26.249			81.69 mph		131.47 kph	
10	A	David SCRIVEN	Toyota Supra	5	1:27.413			80.60 mph		129.72 kph	

Car 66 - 10 seconds added to result - C(d)1e- driving in a manner incompatible with general safety

Weather / Track : Cloudy / Dry

These results are provisional until the conclusion of any judicial and technical matters.

Donington National  
Circuit Length = 1.9573 miles  
Start: 16:43 End: 17:01

Clerk of Course :		Timekeeper :
-------------------	--	--------------

# Track & Race Cars Pre '93 Touring Car Championship

## RACE 16 - LAP CHART

Lap 1			Lap 2			Lap 3			Lap 4			Lap 5		
No	Behind	Laptime	No	Behind	Laptime	No	Behind	Laptime	No	Behind	Laptime	No	Behind	Laptime
66		1:26.656	66		1:25.535	66		1:24.339	66		1:23.148	66		1:22.897
81	0.371	1:27.027	45	0.717	1:25.070	45	0.883	1:24.505	45	1.304	1:23.569	45	3.314	1:24.907
45	1.182	1:27.838	3	2.384	1:25.736	3	2.100	1:24.055	3	2.995	1:24.043	3	3.891	1:23.793
3	2.183	1:28.839	81	6.373	1:31.537	17	14.731	1:28.192	17	19.367	1:27.784	17	23.079	1:26.609
26	7.894	1:34.550	17	10.878	1:27.821	4	18.630	1:28.941	4	22.726	1:27.244	4	26.012	1:26.183
17	8.592	1:35.248	26	12.991	1:30.632	26	18.929	1:30.277	62	24.318	1:28.169	62	28.646	1:27.225
4	9.023	1:35.679	4	14.028	1:30.540	62	19.297	1:29.329	10	24.959	1:28.046	10	29.475	1:27.413
10	10.146	1:36.802	62	14.307	1:28.373	10	20.061	1:28.814	26	26.531	1:30.750	67	33.075	1:28.783
62	11.469	1:38.125	10	15.586	1:30.975	67	20.567	1:28.941	67	27.189	1:29.770	26	33.362	1:29.728
68	11.724	1:38.380	67	15.965	1:29.226	68	22.212	1:30.080	68	28.077	1:29.013	68	33.527	1:28.347
67	12.274	1:38.930	68	16.471	1:30.282	31	25.059	1:30.723	31	31.782	1:29.871	31	38.992	1:30.107
31	12.759	1:39.415	31	18.675	1:31.451	11	25.911	1:30.271	11	32.477	1:29.714	11	39.381	1:29.801
11	15.389	1:42.045	11	19.979	1:30.125	90	34.040	1:34.325	90	43.627	1:32.735	90	52.563	1:31.833
90	15.727	1:42.383	90	24.054	1:33.862									



# Track & Race Cars Pre '93 Touring Car Championship

## RACE 16 - LAP CHART

Lap 6			Lap 7			Lap 8			Lap 9			Lap 10		
No	Behind	Laptime	No	Behind	Laptime	No	Behind	Laptime	No	Behind	Laptime	No	Behind	Laptime
66		1:24.067	66		1:23.755	66		1:24.116	66		1:24.328	66		1:23.568
45	3.773	1:24.526	45	3.677	1:23.659	45	3.202	1:23.641	3	4.181	1:24.434	3	4.123	1:23.510
3	4.419	1:24.595	3	4.652	1:23.988	3	4.075	1:23.539	45	4.537	1:25.663	45	4.616	1:23.647
17	25.394	1:26.382	17	28.189	1:26.550	17	30.322	1:26.249	17	32.544	1:26.550	17	35.244	1:26.268
4	28.096	1:26.151	4	30.227	1:25.886	4	32.091	1:25.980	4	33.867	1:26.104	4	35.945	1:25.646
62	32.452	1:27.873	62	36.985	1:28.288	67	42.120	1:25.779	67	43.278	1:25.486	67	44.928	1:25.218
10	34.864	1:29.456	10	39.163	1:28.054	62	43.513	1:30.644	62	47.281	1:28.096	10	52.399	1:27.790
67	36.571	1:27.563	67	40.457	1:27.641	10	44.382	1:29.335	10	48.177	1:28.123	62	54.986	1:31.273
68	37.719	1:28.259	68	41.738	1:27.774	68	45.834	1:28.212	68	49.227	1:27.721	68	55.613	1:29.954
26	39.059	1:29.764	26	43.132	1:27.828	26	48.392	1:29.376	26	54.375	1:30.311	26	1:11.063	1:40.256
31	48.314	1:33.389	31	57.631	1:33.072	31	1:04.095	1:30.580	31	1:10.999	1:31.232	31	1:17.791	1:30.360
11	55.588	1:40.274	11	1:05.539	1:33.706	11	1:12.771	1:31.348	11	1:18.979	1:30.536			
90	1:00.382	1:31.886	90	1:07.398	1:30.771	90	1:13.389	1:30.107	90	1:19.701	1:30.640			

**Track & Race Cars Pre '93 Touring Car Championship**  
**RACE 16 - LAP CHART**

Lap 11		
No	Behind	Laptime
66		1:24.005
90	1 LAP	1:31.142
3	3.961	1:23.843
45	4.265	1:23.654
11	1 LAP	1:34.341
17	37.796	1:26.557
4	38.584	1:26.644
67	46.254	1:25.331
10	58.216	1:29.822
62	1:00.778	1:29.797
68	1:02.159	1:30.551
31	1:24.273	1:30.487
26	1:50.001	2:02.943

**IBIS Packaging Solutions Post Historic Touring Car C'ship  
QUALIFYING - RACE 8 - CLASSIFICATION**

POS	NO	CL	NAME	ENTRY	TIME	ON	LAPS	GAP	DIFF	MPH
1	55	A	David HOWARD	Jaguar XJ12	1:25.478	7	9			82.43
2	42	C	Stephen PRIMETT	Ford Escort	1:25.958	6	9	0.480	0.480	81.97
3	49	C	Mark OSBORNE	Triumph Dolomite Sprint	1:27.877	3	7	2.399	1.919	80.18
4	2	C	Jason CHRISTIE	Ford Escort RS2000	1:28.730	9	9	3.252	0.853	79.41
5	76	B	Neil BRAY	Ford Capri	1:29.222	4	4	3.744	0.492	78.97
6	22	B	Williams JENKINS	BMW 3.0CSL	1:29.977	9	9	4.499	0.755	78.31
7	95	C	Len ALLGOOD	Ford MK1 Escort RS	1:30.120	8	9	4.642	0.143	78.18
8	8	D	Nick JONES	Ford Anglia	1:31.137	8	9	5.659	1.017	77.31
9	3	D	James CHRISTIE	Hillman Avenger	1:32.159	7	9	6.681	1.022	76.45
10	52	D	Phil WALLER	Hillman Avenger GT	1:41.705	5	6	16.227	9.546	69.28
11	74	E	Jeremy KNIGHT	Austin A35	1:41.972	4	5	16.494	0.267	69.09
12	12	D	Tony CRATES	Ford Lotus Cortina Mk2	1:43.619	1	2	18.141	1.647	68.00

Weather / Track : Cloudy / Dry

These results are provisional until the conclusion of any judicial and technical matters.

Donington National  
Circuit Length = 1.9573 miles  
Start: 12:10 End: 12:25

Clerk of Course :		Timekeeper :
-------------------	--	--------------

# IBIS Packaging Solutions Post Historic Touring Car C'ship

## QUALIFYING - RACE 8 - LAP ANALYSIS

<b>2</b>	<b>Jason CHRISTIE</b>		Ford Escort RS2000				
1 -	1:38.294	+ 9.564	12:12:19.527	6 -	1:30.295	+ 1.565	12:19:56.519
2 -	1:35.929	+ 7.199	12:13:55.456	7 -	1:30.086	+ 1.356	12:21:26.605
3 -	1:30.295	+ 1.565	12:15:25.751	8 -	1:29.040	+ 0.310	12:22:55.645
4 -	1:30.133	+ 1.403	12:16:55.884	9 -	<b>1:28.730</b>		<b>12:24:24.375</b>
5 -	1:30.340	+ 1.610	12:18:26.224				
<b>3</b>	<b>James CHRISTIE</b>		Hillman Avenger				
1 -	1:39.280	+ 7.121	12:12:21.629	6 -	1:32.988	+ 0.829	12:20:17.832
2 -	1:40.131	+ 7.972	12:14:01.760	7 -	<b>1:32.159</b>		<b>12:21:49.991</b>
3 -	1:36.206	+ 4.047	12:15:37.966	8 -	1:32.682	+ 0.523	12:23:22.673
4 -	1:33.650	+ 1.491	12:17:11.616	9 -	1:32.184	+ 0.025	12:24:54.857
5 -	1:33.228	+ 1.069	12:18:44.844				
<b>8</b>	<b>Nick JONES</b>		Ford Anglia				
1 -	1:42.044	+ 10.907	12:12:14.337	6 -	1:32.080	+ 0.943	12:20:05.357
2 -	1:32.197	+ 1.060	12:13:46.534	7 -	1:31.485	+ 0.348	12:21:36.842
3 -	1:37.299	+ 6.162	12:15:23.833	8 -	<b>1:31.137</b>		<b>12:23:07.979</b>
4 -	1:34.163	+ 3.026	12:16:57.996	9 -	1:33.622 P	+ 2.485	12:24:41.601
5 -	1:35.281	+ 4.144	12:18:33.277				
<b>12</b>	<b>Tony CRATES</b>		Ford Lotus Cortina Mk2				
1 -	<b>1:43.619</b>		<b>12:12:15.440</b>	2 -	2:09.686 P	+ 26.067	12:14:25.126
<b>22</b>	<b>Williams JENKINS</b>		BMW 3.0CSL				
1 -	1:39.507	+ 9.530	12:12:07.497	6 -	1:30.777	+ 0.800	12:19:45.502
2 -	1:32.892	+ 2.915	12:13:40.389	7 -	1:30.357	+ 0.380	12:21:15.859
3 -	1:32.610	+ 2.633	12:15:12.999	8 -	1:30.069	+ 0.092	12:22:45.928
4 -	1:31.497	+ 1.520	12:16:44.496	9 -	<b>1:29.977</b>		<b>12:24:15.905</b>
5 -	1:30.229	+ 0.252	12:18:14.725				
<b>42</b>	<b>Stephen PRIMETT</b>		Ford Escort				
1 -	1:40.466	+ 14.508	12:12:29.183	6 -	<b>1:25.958</b>		<b>12:19:56.910</b>
2 -	1:37.102	+ 11.144	12:14:06.285	7 -	1:27.712	+ 1.754	12:21:24.622
3 -	1:29.098	+ 3.140	12:15:35.383	8 -	1:27.393	+ 1.435	12:22:52.015
4 -	1:27.732	+ 1.774	12:17:03.115	9 -	1:26.984	+ 1.026	12:24:18.999
5 -	1:27.837	+ 1.879	12:18:30.952				
<b>49</b>	<b>Mark OSBORNE</b>		Triumph Dolomite Sprint				
1 -	1:38.077	+ 10.200	12:12:22.927	5 -	1:32.725 P	+ 4.848	12:18:23.540
2 -	1:31.870	+ 3.993	12:13:54.797	6 -	3:21.932	+ 1:54.055	12:21:45.472
3 -	<b>1:27.877</b>		<b>12:15:22.674</b>	7 -	1:26.783 P	+ -1.094	12:23:12.255
4 -	1:28.141	+ 0.264	12:16:50.815				
<b>52</b>	<b>Phil WALLER</b>		Hillman Avenger GT				
1 -	1:43.399	+ 1.694	12:12:16.543	4 -	1:42.243	+ 0.538	12:17:35.119
2 -	1:54.028	+ 12.323	12:14:10.571	5 -	<b>1:41.705</b>		<b>12:19:16.824</b>
3 -	1:42.305	+ 0.600	12:15:52.876	6 -	1:49.367 P	+ 7.662	12:21:06.191
<b>55</b>	<b>David HOWARD</b>		Jaguar XJ12				
1 -	1:38.212	+ 12.734	12:12:32.389	6 -	1:26.609	+ 1.131	12:19:55.607
2 -	1:33.244	+ 7.766	12:14:05.633	7 -	<b>1:25.478</b>		<b>12:21:21.085</b>
3 -	1:28.060	+ 2.582	12:15:33.693	8 -	1:26.089	+ 0.611	12:22:47.174
4 -	1:28.467	+ 2.989	12:17:02.160	9 -	1:28.124	+ 2.646	12:24:15.298
5 -	1:26.838	+ 1.360	12:18:28.998				
<b>74</b>	<b>Jeremy KNIGHT</b>		Austin A35				
1 -	1:45.169	+ 3.197	12:12:19.562	4 -	<b>1:41.972</b>		<b>12:17:34.071</b>
2 -	1:48.718	+ 6.746	12:14:08.280	5 -	1:43.134 P	+ 1.162	12:19:17.205
3 -	1:43.819	+ 1.847	12:15:52.099				

Weather / Track : Cloudy / Dry

**IBIS Packaging Solutions Post Historic Touring Car C'ship  
QUALIFYING - RACE 8 - LAP ANALYSIS**

<b>76</b>	<b>Neil BRAY</b>		Ford Capri				
1 -	1:40.086	+ 10.864	12:12:16.882	3 -	1:32.019	+ 2.797	12:24:06.646
2 -	10:17.745	+ 8:48.523	12:22:34.627	4 -	<b>1:29.222</b>		<b>12:25:35.868</b>
<b>95</b>	<b>Len ALLGOOD</b>		Ford MK1 Escort RS				
1 -	1:39.337	+ 9.217	12:12:22.771	6 -	1:31.119	+ 0.999	12:20:09.603
2 -	1:38.006	+ 7.886	12:14:00.777	7 -	1:31.097	+ 0.977	12:21:40.700
3 -	1:32.245	+ 2.125	12:15:33.022	8 -	<b>1:30.120</b>		<b>12:23:10.820</b>
4 -	1:33.390	+ 3.270	12:17:06.412	9 -	1:30.356	+ 0.236	12:24:41.176
5 -	1:32.072	+ 1.952	12:18:38.484				

**IBIS Packaging Solutions Post Historic Touring Car C'ship**  
**RACE 8 - GRID Amended**

ROW 7	71	Les NASH		
ROW 6		1:41.972	74	Jeremy KNIGHT
				1:43.619
			12	Tony CRATES
ROW 5	1:32.159	3	James CHRISTIE	
		1:41.705	52	Phil WALLER
ROW 4		1:30.120	95	Len ALLGOOD
				1:31.137
			8	Nick JONES
ROW 3	1:29.222	76	Neil BRAY	
		1:29.977	22	Williams JENKINS
ROW 2		1:27.877	49	Mark OSBORNE
				1:28.730
			2	Jason CHRISTIE
ROW 1	1:25.478	55	David HOWARD	
		1:25.958	42	Stephen PRIMETT
<b>Pole</b>				

Donington National  
 Circuit Length = 1.9573 miles

**These results are provisional until the conclusion of any judicial and technical matters.**

Clerk of Course :		Timekeeper :
-------------------	--	--------------

# IBIS Packaging Solutions Post Historic Touring Car C'ship

## RACE 8 - CLASSIFICATION

POS	NO	CL	NAME	ENTRY	LAPS	TIME	GAP	DIFF	MPH	BEST	ON
1	42	C	<b>Stephen PRIMETT</b>	Ford Escort	11	16:06.576			80.18	1:25.933	3
2	2	C	<b>Jason CHRISTIE</b>	Ford Escort RS2000	11	16:14.389	<b>7.813</b>	7.813	79.54	1:27.368	10
3	49	C	<b>Mark OSBORNE</b>	Triumph Dolomite Sprint	11	16:14.622	<b>8.046</b>	0.233	79.52	1:27.356	3
4	76	B	<b>Neil BRAY</b>	Ford Capri	11	16:27.114	<b>20.538</b>	12.492	78.51	1:28.385	3
5	95	C	<b>Len ALLGOOD</b>	Ford MK1 Escort RS	11	16:34.124	<b>27.548</b>	7.010	77.96	1:28.690	4
6	22	B	<b>Williams JENKINS</b>	BMW 3.0CSL	11	16:34.673	<b>28.097</b>	0.549	77.92	1:28.471	7
7	8	D	<b>Nick JONES</b>	Ford Anglia	11	16:54.682	<b>48.106</b>	20.009	76.38	1:30.387	3
8	3	D	<b>James CHRISTIE</b>	Hillman Avenger	11	16:56.236	<b>49.660</b>	1.554	76.26	1:30.759	7
9	52	D	<b>Phil WALLER</b>	Hillman Avenger GT	10	16:09.348	<b>1 lap</b>	1 lap	72.68	1:35.458	5
10	74	E	<b>Jeremy KNIGHT</b>	Austin A35	10	17:08.792	<b>1 lap</b>	59.444	68.48	1:40.685	6
NOT CLASSIFIED											
DNF	55	A	<b>David HOWARD</b>	Jaguar XJ12	4	6:30.557	<b>7 laps</b>	6 laps	72.16	1:25.540	3
DNF	71	F	<b>Les NASH</b>	Lotus Ford Cortina	1	1:43.587	<b>10 laps</b>	3 laps	68.02		
FASTEST LAP											
55	A	<b>David HOWARD</b>	Jaguar XJ12		3	1:25.540		82.37 mph		132.56 kph	
42	C	<b>Stephen PRIMETT</b>	Ford Escort		3	1:25.933		81.99 mph		131.95 kph	
76	B	<b>Neil BRAY</b>	Ford Capri		3	1:28.385		79.72 mph		128.29 kph	
8	D	<b>Nick JONES</b>	Ford Anglia		3	1:30.387		77.95 mph		125.45 kph	
74	E	<b>Jeremy KNIGHT</b>	Austin A35		6	1:40.685		69.98 mph		112.62 kph	
71	F	<b>Les NASH</b>	Lotus Ford Cortina		0			0.00 mph		0.00 kph	

Weather / Track : Cloudy / Dry

These results are provisional until the conclusion of any judicial and technical matters.

Donington National  
Circuit Length = 1.9573 miles  
Start: 10:54 End: 11:11

Clerk of Course :		Timekeeper :
-------------------	--	--------------

# IBIS Packaging Solutions Post Historic Touring Car C'ship

## RACE 8 - LAP CHART

Lap 1			Lap 2			Lap 3			Lap 4			Lap 5		
No	Behind	Laptime	No	Behind	Laptime	No	Behind	Laptime	No	Behind	Laptime	No	Behind	Laptime
55		1:32.665	55		1:26.599	55		1:25.540	42		1:26.817	42		1:27.874
76	0.883	1:33.548	42	1.219	1:26.890	42	1.612	1:25.933	49	5.597	1:28.494	49	5.715	1:27.992
42	0.928	1:33.593	49	3.716	1:28.781	49	5.532	1:27.356	2	6.850	1:27.834	2	6.726	1:27.750
49	1.534	1:34.199	76	4.434	1:30.150	76	7.279	1:28.385	76	8.197	1:29.347	76	9.423	1:29.100
2	2.013	1:34.678	2	4.686	1:29.272	2	7.445	1:28.299	95	11.069	1:28.690	95	12.797	1:29.602
95	3.490	1:36.155	95	7.092	1:30.201	95	10.808	1:29.256	22	20.568	1:30.812	22	21.172	1:28.478
3	6.026	1:38.691	3	10.985	1:31.558	3	17.150	1:31.705	3	21.601	1:32.880	8	26.003	1:31.676
52	7.834	1:40.499	8	12.838	1:31.282	8	17.685	1:30.387	8	22.201	1:32.945	3	26.498	1:32.771
8	8.155	1:40.820	22	15.013	1:30.741	22	18.185	1:28.712	55	37.324	2:05.753 P	52	46.800	1:35.458
22	10.871	1:43.536	52	18.202	1:36.967	52	31.339	1:38.677	52	39.216	1:36.306	74	1:14.756	1:40.691
71	10.922	1:43.587 P	74	33.043	1:42.959	74	49.070	1:41.567	74	1:01.939	1:41.298			
74	16.683	1:49.348												



# IBIS Packaging Solutions Post Historic Touring Car C'ship

## RACE 8 - LAP CHART

Lap 6			Lap 7			Lap 8			Lap 9			Lap 10		
No	Behind	Laptime	No	Behind	Laptime	No	Behind	Laptime	No	Behind	Laptime	No	Behind	Laptime
42		1:27.390	42		1:27.959	42		1:27.222	42		1:27.422	42		1:27.400
49	6.574	1:28.249	74	1 LAP	1:40.685	49	6.849	1:27.794	49	7.092	1:27.665	49	7.117	1:27.425
2	6.868	1:27.532	49	6.277	1:27.662	2	7.368	1:27.699	2	7.544	1:27.598	2	7.512	1:27.368
76	10.732	1:28.699	2	6.891	1:27.982	76	14.530	1:30.093	76	16.208	1:29.100	76	17.765	1:28.957
95	14.306	1:28.899	76	11.659	1:28.886	74	1 LAP	1:43.814	95	21.124	1:30.324	95	25.304	1:31.580
22	22.416	1:28.634	95	15.496	1:29.149	95	18.222	1:29.948	22	26.499	1:28.962	22	27.579	1:28.480
8	29.644	1:31.031	22	22.928	1:28.471	22	24.959	1:29.253	74	1 LAP	1:42.753	8	44.428	1:31.265
3	31.343	1:32.235	8	33.074	1:31.389	8	37.047	1:31.195	8	40.563	1:30.938	74	1 LAP	1:41.566
52	55.499	1:36.089	3	34.143	1:30.759	3	37.756	1:30.835	3	41.413	1:31.079	3	46.345	1:32.332
			52	1:03.748	1:36.208	52	1:13.370	1:36.844	52	1:22.086	1:36.138			

**IBIS Packaging Solutions Post Historic Touring Car C'ship**  
**RACE 8 - LAP CHART**

Lap 11		
No	Behind	Laptime
42		1:28.076
52	1 LAP	1:36.162
2	7.813	1:28.377
49	8.046	1:29.005
76	20.538	1:30.849
95	27.548	1:30.320
22	28.097	1:28.594
8	48.106	1:31.754
3	49.660	1:31.391
74	1 LAP	1:44.111