



DUNLOP GREAT & BRITISH MOTORSPORT FESTIVAL

Croft Circuit

14th & 15th June 2008



Results Provided by Timing Solutions Ltd

www.tsl-timing.com

DDMC Northern Saloon Car (Classes A, E & F)
QUALIFYING - RACE 1 - CLASSIFICATION

| POS | NO | CL | NAME | ENTRY | TIME | ON | LAPS | GAP | DIFF | MPH |
|-----|----|----|-----------------|-----------------------|----------|----|------|--------|-------|-------|
| 1 | 78 | A2 | David HEADEN | Caterham R400 | 1:30.190 | 3 | 8 | | | 84.82 |
| 2 | 7 | E | Phil MORRIS | Caterham 7 | 1:30.972 | 7 | 8 | 0.782 | 0.782 | 84.09 |
| 3 | 69 | A1 | Simon BLANCKLEY | SEAT Leon | 1:31.574 | 7 | 8 | 1.384 | 0.602 | 83.54 |
| 4 | 76 | A1 | Kingsley INGRAM | Ford RS200 | 1:32.436 | 6 | 7 | 2.246 | 0.862 | 82.76 |
| 5 | 29 | A2 | Peter ISHERWOOD | Sylva Phoenix | 1:32.512 | 9 | 9 | 2.322 | 0.076 | 82.69 |
| 6 | 9 | A1 | Ben WRIGHT | TVR Tuscan | 1:33.990 | 6 | 7 | 3.800 | 1.478 | 81.39 |
| 7 | 47 | F | Jeff COOPER | Westfield Megabusa | 1:34.257 | 3 | 4 | 4.067 | 0.267 | 81.16 |
| 8 | 23 | A2 | Tim EVANS | Honda Phoenix | 1:35.416 | 3 | 9 | 5.226 | 1.159 | 80.17 |
| 9 | 8 | A1 | David BOTTERILL | Porsche 944 Turbo | 1:35.649 | 7 | 8 | 5.459 | 0.233 | 79.98 |
| 10 | 4 | A2 | David BONE | Westfield SE1 W | 1:36.440 | 7 | 8 | 6.250 | 0.791 | 79.32 |
| 11 | 63 | G | Andy RUSSELL | Westfield SEi Wide | 1:36.844 | 7 | 8 | 6.654 | 0.404 | 78.99 |
| 12 | 20 | A2 | Derek LINLEY | Wildcat Locost Sprint | 1:38.189 | 6 | 8 | 7.999 | 1.345 | 77.91 |
| 13 | 3 | E | George SWIFT | Caterham 7 | 1:38.427 | 6 | 8 | 8.237 | 0.238 | 77.72 |
| 14 | 24 | F | Alan MCPHERSON | Formula 27 | 1:39.065 | 4 | 6 | 8.875 | 0.638 | 77.22 |
| 15 | 68 | A2 | Richard BUTLER | Honda Civic | 1:41.696 | 3 | 6 | 11.506 | 2.631 | 75.22 |
| 16 | 48 | F | Walter BELL | STM Sport | 1:43.485 | 5 | 7 | 13.295 | 1.789 | 73.92 |
| 17 | 31 | G | John HEWITSON | Westfield SE | 1:49.747 | 6 | 7 | 19.557 | 6.262 | 69.70 |

Weather / Track : Cloudy / Dry

These results are provisional until the conclusion of any judicial and technical matters.

Croft
 Circuit Length = 2.1250 miles
 Start: 09:30 End: 09:46

| | | |
|-------------------|--|--------------|
| Clerk of Course : | | Timekeeper : |
|-------------------|--|--------------|

DDMC Northern Saloon Car (Classes A, E & F)

QUALIFYING - RACE 1 - LAP ANALYSIS

| | | | | | | | |
|-----------|------------------------|----------|------------------------------|-----|-----------------|----------|--------------------|
| 3 | George SWIFT | | Caterham 7 | | | | |
| 1 - | 1:50.338 | + 11.911 | 9:34:20.597 | 5 - | 1:40.545 | + 2.118 | 9:41:09.393 |
| 2 - | 1:41.857 | + 3.430 | 9:36:02.454 | 6 - | 1:38.427 | | 9:42:47.820 |
| 3 - | 1:40.088 | + 1.661 | 9:37:42.542 | 7 - | 1:38.431 | + 0.004 | 9:44:26.251 |
| 4 - | 1:46.306 | + 7.879 | 9:39:28.848 | 8 - | 1:39.507 | + 1.080 | 9:46:05.758 |
| 4 | David BONE | | Westfield SE1 W | | | | |
| 1 - | 1:40.507 | + 4.067 | 9:33:58.167 | 5 - | 1:36.522 | + 0.082 | 9:40:29.022 |
| 2 - | 1:38.831 | + 2.391 | 9:35:36.998 | 6 - | 1:37.408 | + 0.968 | 9:42:06.430 |
| 3 - | 1:38.405 | + 1.965 | 9:37:15.403 | 7 - | 1:36.440 | | 9:43:42.870 |
| 4 - | 1:37.097 | + 0.657 | 9:38:52.500 | 8 - | 1:36.659 | + 0.219 | 9:45:19.529 |
| 7 | Phil MORRIS | | Caterham 7 | | | | |
| 1 - | 1:36.427 | + 5.455 | 9:33:50.943 | 5 - | 1:31.364 | + 0.392 | 9:39:57.446 |
| 2 - | 1:31.578 | + 0.606 | 9:35:22.521 | 6 - | 1:31.021 | + 0.049 | 9:41:28.467 |
| 3 - | 1:31.192 | + 0.220 | 9:36:53.713 | 7 - | 1:30.972 | | 9:42:59.439 |
| 4 - | 1:32.369 | + 1.397 | 9:38:26.082 | 8 - | 1:36.900 P | + 5.928 | 9:44:36.339 |
| 8 | David BOTTERILL | | Porsche 944 Turbo | | | | |
| 1 - | 1:40.891 | + 5.242 | 9:33:36.162 | 5 - | 1:42.706 | + 7.057 | 9:40:19.252 |
| 2 - | 1:40.439 | + 4.790 | 9:35:16.601 | 6 - | 1:36.595 | + 0.946 | 9:41:55.847 |
| 3 - | 1:39.623 | + 3.974 | 9:36:56.224 | 7 - | 1:35.649 | | 9:43:31.496 |
| 4 - | 1:40.322 | + 4.673 | 9:38:36.546 | 8 - | 1:36.168 | + 0.519 | 9:45:07.664 |
| 9 | Ben WRIGHT | | TVR Tuscan | | | | |
| 1 - | 1:52.291 | + 18.301 | 9:34:16.224 | 5 - | 1:34.803 | + 0.813 | 9:41:14.736 |
| 2 - | 2:01.479 | + 27.489 | 9:36:17.703 | 6 - | 1:33.990 | | 9:42:48.726 |
| 3 - | 1:45.824 | + 11.834 | 9:38:03.527 | 7 - | 1:54.306 P | + 20.316 | 9:44:43.032 |
| 4 - | 1:36.406 | + 2.416 | 9:39:39.933 | | | | |
| 20 | Derek LINLEY | | Wildcat Locost Sprint | | | | |
| 1 - | 1:44.487 | + 6.298 | 9:34:21.989 | 5 - | 1:49.197 | + 11.008 | 9:41:24.236 |
| 2 - | 1:42.127 | + 3.938 | 9:36:04.116 | 6 - | 1:38.189 | | 9:43:02.425 |
| 3 - | 1:43.464 | + 5.275 | 9:37:47.580 | 7 - | 1:39.215 | + 1.026 | 9:44:41.640 |
| 4 - | 1:47.459 | + 9.270 | 9:39:35.039 | 8 - | 1:38.900 | + 0.711 | 9:46:20.540 |
| 23 | Tim EVANS | | Honda Phoenix | | | | |
| 1 - | 1:39.288 | + 3.872 | 9:33:40.705 | 6 - | 1:35.983 | + 0.567 | 9:41:39.874 |
| 2 - | 1:36.305 | + 0.889 | 9:35:17.010 | 7 - | 1:35.779 | + 0.363 | 9:43:15.653 |
| 3 - | 1:35.416 | | 9:36:52.426 | 8 - | 1:35.024 | + -0.392 | 9:44:50.677 |
| 4 - | 1:35.468 | + 0.052 | 9:38:27.894 | 9 - | 1:34.159 P | + -1.257 | 9:46:24.836 |
| 5 - | 1:35.997 | + 0.581 | 9:40:03.891 | | | | |
| 24 | Alan MCPHERSON | | Formula 27 | | | | |
| 1 - | 1:48.083 | + 9.018 | 9:34:09.003 | 4 - | 1:39.065 | | 9:39:11.239 |
| 2 - | 1:42.808 | + 3.743 | 9:35:51.811 | 5 - | 1:40.479 | + 1.414 | 9:40:51.718 |
| 3 - | 1:40.363 | + 1.298 | 9:37:32.174 | 6 - | 1:43.870 P | + 4.805 | 9:42:35.588 |
| 29 | Peter ISHERWOOD | | Sylva Phoenix | | | | |
| 1 - | 1:39.192 | + 6.680 | 9:33:39.890 | 6 - | 1:35.554 | + 3.042 | 9:41:31.708 |
| 2 - | 1:35.590 | + 3.078 | 9:35:15.480 | 7 - | 1:33.339 | + 0.827 | 9:43:05.047 |
| 3 - | 1:33.471 | + 0.959 | 9:36:48.951 | 8 - | 1:33.110 | + 0.598 | 9:44:38.157 |
| 4 - | 1:33.367 | + 0.855 | 9:38:22.318 | 9 - | 1:32.512 | | 9:46:10.669 |
| 5 - | 1:33.836 | + 1.324 | 9:39:56.154 | | | | |
| 31 | John HEWITSON | | Westfield SE | | | | |
| 1 - | 1:53.272 | + 3.525 | 9:34:39.477 | 5 - | 1:52.814 | + 3.067 | 9:42:13.713 |
| 2 - | 1:55.761 | + 6.014 | 9:36:35.238 | 6 - | 1:49.747 | | 9:44:03.460 |
| 3 - | 1:51.930 | + 2.183 | 9:38:27.168 | 7 - | 1:50.711 | + 0.964 | 9:45:54.171 |
| 4 - | 1:53.731 | + 3.984 | 9:40:20.899 | | | | |

Weather / Track : Cloudy / Dry

Croft
Circuit Length = 2.1250 miles
Start: 09:30 End: 09:46

DDMC Northern Saloon Car (Classes A, E & F)

QUALIFYING - RACE 1 - LAP ANALYSIS

| | | | | | | |
|-----------|------------------------|----------|--------------------|-----|-----------------|---------------------------|
| 47 | Jeff COOPER | | Westfield Megabusa | | | |
| 1 - | 1:40.022 | + 5.765 | 9:33:47.798 | 3 - | 1:34.257 | 9:36:57.775 |
| 2 - | 1:35.720 | + 1.463 | 9:35:23.518 | 4 - | 4:50.197 P | + 3:15.940 9:41:47.972 |
| 48 | Walter BELL | | STM Sport | | | |
| 1 - | 1:49.947 | + 6.462 | 9:34:39.613 | 5 - | 1:43.485 | 9:41:45.501 |
| 2 - | 1:49.208 | + 5.723 | 9:36:28.821 | 6 - | 1:44.576 | + 1.091 9:43:30.077 |
| 3 - | 1:46.391 | + 2.906 | 9:38:15.212 | 7 - | 1:45.823 | + 2.338 9:45:15.900 |
| 4 - | 1:46.804 | + 3.319 | 9:40:02.016 | | | |
| 63 | Andy RUSSELL | | Westfield SEi Wide | | | |
| 1 - | 1:42.299 | + 5.455 | 9:34:03.878 | 5 - | 1:38.285 | + 1.441 9:40:34.773 |
| 2 - | 1:37.853 | + 1.009 | 9:35:41.731 | 6 - | 1:38.036 | + 1.192 9:42:12.809 |
| 3 - | 1:37.498 | + 0.654 | 9:37:19.229 | 7 - | 1:36.844 | 9:43:49.653 |
| 4 - | 1:37.259 | + 0.415 | 9:38:56.488 | 8 - | 1:37.728 | + 0.884 9:45:27.381 |
| 68 | Richard BUTLER | | Honda Civic | | | |
| 1 - | 1:48.603 | + 6.907 | 9:33:55.498 | 4 - | 1:43.032 | + 1.336 9:39:35.556 |
| 2 - | 2:15.330 | + 33.634 | 9:36:10.828 | 5 - | 1:58.292 P | + 16.596 9:41:33.848 |
| 3 - | 1:41.696 | | 9:37:52.524 | 6 - | 3:37.967 P | + 1:56.271 9:45:11.815 |
| 69 | Simon BLANCKLEY | | SEAT Leon | | | |
| 1 - | 1:47.623 | + 16.049 | 9:34:42.432 | 5 - | 1:32.634 | + 1.060 9:41:04.772 |
| 2 - | 1:38.196 | + 6.622 | 9:36:20.628 | 6 - | 1:31.969 | + 0.395 9:42:36.741 |
| 3 - | 1:35.534 | + 3.960 | 9:37:56.162 | 7 - | 1:31.574 | 9:44:08.315 |
| 4 - | 1:35.976 | + 4.402 | 9:39:32.138 | 8 - | 1:32.037 | + 0.463 9:45:40.352 |
| 76 | Kingsley INGRAM | | Ford RS200 | | | |
| 1 - | 1:44.204 | + 11.768 | 9:34:41.159 | 5 - | 1:32.536 | + 0.100 9:41:01.546 |
| 2 - | 1:37.136 | + 4.700 | 9:36:18.295 | 6 - | 1:32.436 | 9:42:33.982 |
| 3 - | 1:35.855 | + 3.419 | 9:37:54.150 | 7 - | 1:49.162 P | + 16.726 9:44:23.144 |
| 4 - | 1:34.860 | + 2.424 | 9:39:29.010 | | | |
| 78 | David HEADEN | | Caterham R400 | | | |
| 1 - | 1:51.364 | + 21.174 | 9:34:20.008 | 5 - | 1:47.256 | + 17.066 9:40:48.567 |
| 2 - | 1:40.444 | + 10.254 | 9:36:00.452 | 6 - | 1:30.726 | + 0.536 9:42:19.293 |
| 3 - | 1:30.190 | | 9:37:30.642 | 7 - | 1:31.665 | + 1.475 9:43:50.958 |
| 4 - | 1:30.669 | + 0.479 | 9:39:01.311 | 8 - | 1:49.575 P | + 19.385 9:45:40.533 |

Weather / Track : Cloudy / Dry

www.tsl-timing.com


Page 2 of 2

Croft
Circuit Length = 2.1250 miles
Start: 09:30 End: 09:46

Printed - 09.48 Saturday, 14 June 2008

DDMC Northern Saloon Car (Classes A, E & F)

RACE 1 - GRID

| | | | |
|--|----------------------------------|----------------------------------|----------------------------------|
| ROW 9 | 1:49.747 31 John HEWITSON | | |
| ROW 8 | | 1:41.696 68 Richard BUTLER | 1:43.485 48 Walter BELL |
| ROW 7 | 1:38.427 3 George SWIFT | | 1:39.065 24 Alan MCPHERSON |
| ROW 6 | | 1:36.844 63 Andy RUSSELL | 1:38.189 20 Derek LINLEY |
| ROW 5 | 1:35.649 8 David BOTTERILL | | 1:36.440 4 David BONE |
| ROW 4 | | 1:34.257 47 Jeff COOPER | 1:35.416 23 Tim EVANS |
| ROW 3 | 1:32.512 29 Peter ISHERWOOD | | 1:33.990 9 Ben WRIGHT |
| ROW 2 | | 1:31.574 69 Simon BLANCKLEY | 1:32.436 76 Kingsley INGRAM |
| ROW 1 | 1:30.190 78 David HEADEN | | 1:30.972 7 Phil MORRIS |
| Pole | | | |
|  | | | |

Croft
Circuit Length = 2.1250 miles

These results are provisional until the conclusion of any judicial and technical matters.

| | | |
|-------------------|--|--------------|
| Clerk of Course : | | Timekeeper : |
|-------------------|--|--------------|

DDMC Northern Saloon Car (Classes A, E & F)

RACE 1 - CLASSIFICATION

| POS | NO | CL | NAME | ENTRY | LAPS | TIME | GAP | DIFF | MPH | BEST | ON |
|-----|----|----|-----------------|--------------------|------|-----------|----------|--------|-------|----------|----|
| 1 | 69 | A1 | Simon BLANCKLEY | SEAT Leon | 10 | 17:08.974 | | | 74.34 | 1:36.566 | 2 |
| 2 | 78 | A2 | David HEADEN | Caterham R400 | 10 | 17:24.837 | 15.863 | 15.863 | 73.21 | 1:31.353 | 3 |
| 3 | 23 | A2 | Tim EVANS | Honda Phoenix | 10 | 18:11.583 | 1:02.609 | 46.746 | 70.08 | 1:34.185 | 3 |
| 4 | 7 | E | Phil MORRIS | Caterham 7 | 10 | 18:23.367 | 1:14.393 | 11.784 | 69.33 | 1:34.467 | 4 |
| 5 | 76 | A1 | Kingsley INGRAM | Ford RS200 | 10 | 18:24.385 | 1:15.411 | 1.018 | 69.27 | 1:30.355 | 4 |
| 6 | 29 | A2 | Peter ISHERWOOD | Sylva Phoenix | 10 | 18:33.533 | 1:24.559 | 9.148 | 68.70 | 1:34.530 | 3 |
| 7 | 8 | A1 | David BOTTERILL | Porsche 944 Turbo | 10 | 18:40.300 | 1:31.326 | 6.767 | 68.28 | 1:38.164 | 4 |
| 8 | 9 | A1 | Ben WRIGHT | TVR Tuscan | 10 | 18:43.582 | 1:34.608 | 3.282 | 68.08 | 1:35.890 | 3 |
| 9 | 4 | A2 | David BONE | Westfield SE1 W | 10 | 19:03.885 | 1:54.911 | 20.303 | 66.87 | 1:38.366 | 4 |
| 10 | 63 | G | Andy RUSSELL | Westfield SEi Wide | 9 | 17:24.212 | 1 lap | 1 lap | 65.93 | 1:38.218 | 4 |
| 11 | 3 | E | George SWIFT | Caterham 7 | 9 | 17:33.891 | 1 lap | 9.679 | 65.33 | 1:36.921 | 4 |
| 12 | 48 | F | Walter BELL | STM Sport | 9 | 17:47.673 | 1 lap | 13.782 | 64.48 | 1:42.195 | 3 |
| 13 | 31 | G | John HEWITSON | Westfield SE | 8 | 17:19.247 | 2 laps | 1 lap | 58.88 | 1:54.679 | 3 |

NOT CLASSIFIED

| | | | | | | | | | | | |
|-----|----|----|----------------|-----------------------|---|----------|--------|--------|-------|----------|---|
| DNF | 68 | A2 | Richard BUTLER | Honda Civic | 5 | 9:05.066 | 5 laps | 3 laps | 70.17 | 1:41.909 | 3 |
| DNF | 20 | A2 | Derek LINLEY | Wildcat Locost Sprint | 3 | 8:09.647 | 7 laps | 2 laps | 46.87 | 1:47.250 | 3 |
| DNF | 24 | F | Alan MCPHERSON | Formula 27 | 4 | 6:48.422 | 6 laps | 0.000 | 74.92 | 1:37.790 | 4 |

FASTEST LAP

| | | | | | | | |
|----|----|-----------------|--------------------|---|----------|-----------|------------|
| 7 | E | Phil MORRIS | Caterham 7 | 4 | 1:34.467 | 80.98 mph | 130.32 kph |
| 78 | A2 | David HEADEN | Caterham R400 | 3 | 1:31.353 | 83.74 mph | 134.76 kph |
| 76 | A1 | Kingsley INGRAM | Ford RS200 | 4 | 1:30.355 | 84.66 mph | 136.25 kph |
| 24 | F | Alan MCPHERSON | Formula 27 | 4 | 1:37.790 | 78.22 mph | 125.89 kph |
| 63 | G | Andy RUSSELL | Westfield SEi Wide | 4 | 1:38.218 | 77.88 mph | 125.35 kph |

Weather / Track : Cloudy / Wet

These results are provisional until the conclusion of any judicial and technical matters.

Croft
Circuit Length = 2.1250 miles
Start: 14:51 End: 15:10

| | | |
|-------------------|--|--------------|
| Clerk of Course : | | Timekeeper : |
|-------------------|--|--------------|

DDMC Northern Saloon Car (Classes A, E & F)

RACE 1 - LAP CHART

| Lap 1 | | | Lap 2 | | | Lap 3 | | | Lap 4 | | | Lap 5 | | |
|-------|--------|----------|-------|--------|----------|-------|----------|----------|-------|--------|----------|-------|----------|----------|
| No | Behind | Laptime | No | Behind | Laptime | No | Behind | Laptime | No | Behind | Laptime | No | Behind | Laptime |
| 76 | | 1:39.221 | 76 | | 1:32.007 | 76 | | 1:32.155 | 76 | | 1:30.355 | 76 | | 1:34.323 |
| 78 | 0.741 | 1:39.962 | 78 | 1.340 | 1:32.606 | 78 | 0.538 | 1:31.353 | 78 | 1.802 | 1:31.619 | 78 | 1.640 | 1:34.161 |
| 69 | 3.887 | 1:43.108 | 69 | 8.446 | 1:36.566 | 69 | 13.634 | 1:37.343 | 20 | 2 LAPS | 3:45.630 | 31 | 1 LAP | 1:58.108 |
| 9 | 6.554 | 1:45.775 | 9 | 10.816 | 1:36.269 | 7 | 14.048 | 1:35.157 | 7 | 18.160 | 1:34.467 | 20 | 2 LAPS | 1:47.250 |
| 7 | 6.857 | 1:46.078 | 7 | 11.046 | 1:36.196 | 9 | 14.551 | 1:35.890 | 29 | 21.781 | 1:37.094 | 7 | 22.593 | 1:38.756 |
| 29 | 7.852 | 1:47.073 | 29 | 12.667 | 1:36.822 | 29 | 15.042 | 1:34.530 | 9 | 21.830 | 1:37.634 | 9 | 26.720 | 1:39.213 |
| 23 | 8.401 | 1:47.622 | 23 | 13.676 | 1:37.282 | 23 | 15.706 | 1:34.185 | 69 | 21.848 | 1:38.569 | 29 | 27.801 | 1:40.343 |
| 24 | 10.240 | 1:49.461 | 4 | 18.957 | 1:39.516 | 4 | 25.687 | 1:38.885 | 23 | 22.323 | 1:36.972 | 69 | 28.838 | 1:41.313 |
| 4 | 11.448 | 1:50.669 | 24 | 20.321 | 1:42.088 | 24 | 27.249 | 1:39.083 | 4 | 33.698 | 1:38.366 | 23 | 29.338 | 1:41.338 |
| 63 | 12.028 | 1:51.249 | 63 | 20.828 | 1:40.807 | 8 | 28.041 | 1:39.110 | 24 | 34.684 | 1:37.790 | 4 | 44.370 | 1:44.995 |
| 8 | 14.031 | 1:53.252 | 8 | 21.086 | 1:39.062 | 63 | 29.077 | 1:40.404 | 8 | 35.850 | 1:38.164 | 8 | 44.544 | 1:43.017 |
| 48 | 16.328 | 1:55.549 | 3 | 24.640 | 1:39.377 | 3 | 30.364 | 1:37.879 | 3 | 36.930 | 1:36.921 | 63 | 50.060 | 1:47.443 |
| 3 | 17.270 | 1:56.491 | 48 | 28.032 | 1:43.711 | 48 | 38.072 | 1:42.195 | 63 | 36.940 | 1:38.218 | 3 | 50.535 | 1:47.928 |
| 68 | 18.008 | 1:57.229 | 68 | 29.918 | 1:43.917 | 68 | 39.672 | 1:41.909 | 68 | 51.702 | 1:42.385 | 48 | 1:10.231 | 1:52.433 |
| 31 | 27.391 | 2:06.612 | 31 | 50.925 | 1:55.541 | 31 | 1:13.449 | 1:54.679 | 48 | 52.121 | 1:44.404 | 68 | 1:17.005 | 1:59.626 |
| 20 | 57.546 | 2:36.767 | | | | | | | | | | | | |

DDMC Northern Saloon Car (Classes A, E & F)

RACE 1 - LAP CHART

| Lap 6 | | | Lap 7 | | | Lap 8 | | | Lap 9 | | | Lap 10 | | |
|-------|----------|----------|-------|----------|----------|-------|----------|----------|-------|----------|----------|--------|----------|----------|
| No | Behind | Laptime | No | Behind | Laptime | No | Behind | Laptime | No | Behind | Laptime | No | Behind | Laptime |
| 76 | | 1:40.183 | 76 | | 1:56.170 | 78 | | 1:56.828 | 69 | | 1:48.084 | 69 | | 1:48.351 |
| 78 | 3.178 | 1:41.721 | 78 | 0.848 | 1:53.840 | 69 | 10.449 | 1:46.142 | 78 | 0.606 | 1:59.139 | 31 | 2 LAPS | 2:24.280 |
| 69 | 32.723 | 1:44.068 | 69 | 21.983 | 1:45.430 | 76 | 19.315 | 2:16.991 | 48 | 1 LAP | 2:15.576 | 63 | 1 LAP | 2:12.334 |
| 31 | 1 LAP | 2:09.591 | 23 | 45.467 | 2:02.294 | 23 | 46.570 | 1:58.779 | 76 | 40.337 | 2:19.555 | 78 | 15.863 | 2:03.608 |
| 7 | 37.430 | 1:55.020 | 7 | 48.323 | 2:07.063 | 7 | 53.854 | 2:03.207 | 23 | 47.735 | 1:59.698 | 3 | 1 LAP | 2:18.539 |
| 29 | 39.050 | 1:51.432 | 9 | 48.848 | 2:05.067 | 9 | 55.837 | 2:04.665 | 7 | 57.791 | 2:02.470 | 48 | 1 LAP | 2:18.523 |
| 23 | 39.343 | 1:50.188 | 29 | 54.688 | 2:11.808 | 29 | 1:01.210 | 2:04.198 | 29 | 1:07.192 | 2:04.515 | 23 | 1:02.609 | 2:03.225 |
| 9 | 39.951 | 1:53.414 | 31 | 1 LAP | 2:22.332 | 8 | 1:12.480 | 2:05.193 | 9 | 1:15.323 | 2:18.019 | 7 | 1:14.393 | 2:04.953 |
| 8 | 58.730 | 1:54.369 | 8 | 1:04.963 | 2:02.403 | 4 | 1:27.408 | 2:07.988 | 8 | 1:16.837 | 2:02.890 | 76 | 1:15.411 | 2:23.425 |
| 4 | 1:09.948 | 2:05.761 | 4 | 1:17.096 | 2:03.318 | 31 | 1 LAP | 2:28.104 | 4 | 1:34.836 | 2:05.961 | 29 | 1:24.559 | 2:05.718 |
| 3 | 1:18.543 | 2:08.191 | 63 | 1:36.175 | 2:11.001 | 63 | 1:49.788 | 2:11.289 | | | | 8 | 1:31.326 | 2:02.840 |
| 63 | 1:21.344 | 2:11.467 | 3 | 1:36.272 | 2:13.899 | 3 | 1:53.262 | 2:14.666 | | | | 9 | 1:34.608 | 2:07.636 |
| 48 | 1:32.645 | 2:02.597 | 48 | 1:49.160 | 2:12.685 | | | | | | | 4 | 1:54.911 | 2:08.426 |

DUNLOP Radical Club Cup

QUALIFYING - RACE 2 - CLASSIFICATION

| POS | NO | CL | NAME | ENTRY | TIME | ON | LAPS | GAP | DIFF | MPH |
|-----|----|----|------------------|-------------------|----------|----|------|--------|-------|-------|
| 1 | 5 | SS | SAGGERS/HEWITT | Radical SR3 | 1:20.966 | 4 | 8 | | | 94.48 |
| 2 | 3 | IN | Jonathan WRIGHT | Radical PR6 | 1:21.451 | 4 | 9 | 0.485 | 0.485 | 93.92 |
| 3 | 20 | SS | Simon FISH | Radical SR3 | 1:21.791 | 7 | 8 | 0.825 | 0.340 | 93.53 |
| 4 | 1 | SS | Paul STEELE | Radical SR3 | 1:22.894 | 4 | 9 | 1.928 | 1.103 | 92.28 |
| 5 | 64 | SS | Nigel MORRISON | Radical PR6 | 1:23.557 | 6 | 6 | 2.591 | 0.663 | 91.55 |
| 6 | 95 | PO | Richard STABLES | Radical PR6 | 1:23.673 | 4 | 5 | 2.707 | 0.116 | 91.42 |
| 7 | 69 | SS | Simon DOLAN | Radical SR3 | 1:23.854 | 5 | 6 | 2.888 | 0.181 | 91.23 |
| 8 | 81 | SS | Gordon PATTERSON | Radical PR6 | 1:24.829 | 5 | 5 | 3.863 | 0.975 | 90.18 |
| 9 | 37 | SS | Bill HENDERSON | Radical SR3 | 1:24.938 | 5 | 8 | 3.972 | 0.109 | 90.06 |
| 10 | 23 | SS | Simon TILLING | Radical SR3 | 1:25.734 | 5 | 9 | 4.768 | 0.796 | 89.23 |
| 11 | 2 | BI | Mark GRIFFITHS | Radical SR4 | 1:25.917 | 5 | 8 | 4.951 | 0.183 | 89.04 |
| 12 | 10 | SS | Jon ALI | Radical SR3 | 1:26.235 | 5 | 8 | 5.269 | 0.318 | 88.71 |
| 13 | 33 | BI | Simon WHITE | Radical SR4 | 1:26.456 | 5 | 8 | 5.490 | 0.221 | 88.48 |
| 14 | 55 | SS | Robert BALDOCK | Radical SR3 | 1:26.852 | 5 | 8 | 5.886 | 0.396 | 88.08 |
| 15 | 19 | BI | Gary KANE | Radical SR4 | 1:26.959 | 5 | 8 | 5.993 | 0.107 | 87.97 |
| 16 | 59 | BI | Stephen LINDSAY | Radical SR4 | 1:27.746 | 2 | 7 | 6.780 | 0.787 | 87.18 |
| 17 | 22 | SS | Roger BROMILEY | Radical SR3 | 1:28.449 | 2 | 7 | 7.483 | 0.703 | 86.49 |
| 18 | 42 | IN | Alan HOGG | D+D Racing | 1:29.089 | 3 | 4 | 8.123 | 0.640 | 85.87 |
| 19 | 91 | IN | David FRANKLAND | Radical SR4 | 1:29.452 | 3 | 8 | 8.486 | 0.363 | 85.52 |
| 20 | 46 | IN | Sheridan BELL | Radical Prosport | 1:29.628 | 5 | 8 | 8.662 | 0.176 | 85.35 |
| 21 | 73 | SS | Chris GRIEVE | Radical SR3 | 1:29.701 | 1 | 3 | 8.735 | 0.073 | 85.28 |
| 22 | 25 | CL | Andrew HARWOOD | Radical Clubsport | 1:29.849 | 5 | 5 | 8.883 | 0.148 | 85.14 |
| 23 | 26 | CL | Mark BOOT | Radical Clubsport | 1:30.977 | 6 | 7 | 10.011 | 1.128 | 84.08 |
| 24 | 6 | BI | Dave BANHAM | Radical SR4 | 1:34.314 | 7 | 8 | 13.348 | 3.337 | 81.11 |
| 25 | 70 | IN | Darren ANLEY | Radical Prosport | 1:34.810 | 1 | 3 | 13.844 | 0.496 | 80.68 |
| 26 | 18 | CL | Jon WATSON | Radical Clubsport | 1:39.898 | 3 | 5 | 18.932 | 5.088 | 76.57 |

CAR 18, 70 & 73 NO WORKING TRANSPONDER - YOU MUST FIX

Weather / Track : Cloudy / Dry

These results are provisional until the conclusion of any judicial and technical matters.

Croft
Circuit Length = 2.1250 miles
Start: 09:52 End: 10:16

| | | |
|-------------------|--|--------------|
| Clerk of Course : | | Timekeeper : |
|-------------------|--|--------------|

DUNLOP Radical Club Cup

QUALIFYING - RACE 2 - LAP ANALYSIS

| | | | | | | | |
|-----------|------------------------|------------|--------------------------|-----|-----------------|------------|---------------------|
| 1 | Paul STEELE | | Radical SR3 | | | | |
| 1 - | 1:29.990 | + 7.096 | 9:56:26.876 | 6 - | 7:24.362 | + 6:01.468 | 10:09:39.081 |
| 2 - | 1:29.038 | + 6.144 | 9:57:55.914 | 7 - | 1:54.017 | + 31.123 | 10:11:33.098 |
| 3 - | 1:28.226 | + 5.332 | 9:59:24.140 | 8 - | 1:28.464 | + 5.570 | 10:13:01.562 |
| 4 - | 1:22.894 | | 10:00:47.034 | 9 - | 1:39.702 P | + 16.808 | 10:14:41.264 |
| 5 - | 1:27.685 | + 4.791 | 10:02:14.719 | | | | |
| 2 | Mark GRIFFITHS | | Radical SR4 | | | | |
| 1 - | 1:30.355 | + 4.438 | 9:56:28.783 | 5 - | 1:25.917 | | 10:02:35.112 |
| 2 - | 1:28.023 | + 2.106 | 9:57:56.806 | 6 - | 8:50.612 | + 7:24.695 | 10:11:25.724 |
| 3 - | 1:43.167 | + 17.250 | 9:59:39.973 | 7 - | 1:33.305 | + 7.388 | 10:12:59.029 |
| 4 - | 1:29.222 | + 3.305 | 10:01:09.195 | 8 - | 2:00.128 P | + 34.211 | 10:14:59.157 |
| 3 | Jonathan WRIGHT | | Radical PR6 | | | | |
| 1 - | 1:23.325 | + 1.874 | 9:56:02.750 | 6 - | 1:23.926 P | + 2.475 | 10:02:56.075 |
| 2 - | 1:22.584 | + 1.133 | 9:57:25.334 | 7 - | 8:09.856 | + 6:48.405 | 10:11:05.931 |
| 3 - | 1:23.443 | + 1.992 | 9:58:48.777 | 8 - | 1:22.843 | + 1.392 | 10:12:28.774 |
| 4 - | 1:21.451 | | 10:00:10.228 | 9 - | 1:20.300 P | + -1.151 | 10:13:49.074 |
| 5 - | 1:21.921 | + 0.470 | 10:01:32.149 | | | | |
| 5 | SAGGERS/HEWITT | | Radical SR3 | | | | |
| 1 - | 1:24.020 | + 3.054 | 9:56:00.373 | 5 - | 1:19.010 P | + -1.956 | 10:01:27.497 |
| 2 - | 1:23.805 | + 2.839 | 9:57:24.178 | 6 - | 9:54.966 | + 8:34.000 | 10:11:22.463 |
| 3 - | 1:23.343 | + 2.377 | 9:58:47.521 | 7 - | 1:24.951 | + 3.985 | 10:12:47.414 |
| 4 - | 1:20.966 | | 10:00:08.487 | 8 - | 1:22.231 | + 1.265 | 10:14:09.645 |
| 6 | Dave BANHAM | | Radical SR4 | | | | |
| 1 - | 1:40.287 | + 5.973 | 9:56:38.303 | 5 - | 1:35.054 | + 0.740 | 10:03:02.922 |
| 2 - | 1:38.840 | + 4.526 | 9:58:17.143 | 6 - | 8:15.866 | + 6:41.552 | 10:11:18.788 |
| 3 - | 1:35.395 | + 1.081 | 9:59:52.538 | 7 - | 1:34.314 | | 10:12:53.102 |
| 4 - | 1:35.330 | + 1.016 | 10:01:27.868 | 8 - | 1:41.107 P | + 6.793 | 10:14:34.209 |
| 10 | Jon ALI | | Radical SR3 | | | | |
| 1 - | 1:31.558 | + 5.323 | 9:56:42.544 | 5 - | 1:26.235 | | 10:02:33.772 |
| 2 - | 1:30.856 | + 4.621 | 9:58:13.400 | 6 - | 8:48.546 | + 7:22.311 | 10:11:22.318 |
| 3 - | 1:26.618 | + 0.383 | 9:59:40.018 | 7 - | 1:30.675 | + 4.440 | 10:12:52.993 |
| 4 - | 1:27.519 | + 1.284 | 10:01:07.537 | 8 - | 1:32.741 P | + 6.506 | 10:14:25.734 |
| 18 | Jon WATSON | | Radical Clubsport | | | | |
| 1 - | 1:47.495 | + 7.597 | 9:59:37.569 | 4 - | 8:42.395 | + 7:02.497 | 10:11:43.321 |
| 2 - | 1:43.459 | + 3.561 | 10:01:21.028 | 5 - | 2:30.302 P | + 50.404 | 10:14:13.623 |
| 3 - | 1:39.898 | | 10:03:00.926 | | | | |
| 19 | Gary KANE | | Radical SR4 | | | | |
| 1 - | 1:31.756 | + 4.797 | 9:56:53.765 | 5 - | 1:26.959 | | 10:02:47.020 |
| 2 - | 1:29.519 | + 2.560 | 9:58:23.284 | 6 - | 8:32.150 | + 7:05.191 | 10:11:19.170 |
| 3 - | 1:29.470 | + 2.511 | 9:59:52.754 | 7 - | 1:28.302 | + 1.343 | 10:12:47.472 |
| 4 - | 1:27.307 | + 0.348 | 10:01:20.061 | 8 - | 1:27.644 P | + 0.685 | 10:14:15.116 |
| 20 | Simon FISH | | Radical SR3 | | | | |
| 1 - | 1:28.326 | + 6.535 | 9:56:35.831 | 5 - | 1:22.926 | + 1.135 | 10:02:12.706 |
| 2 - | 1:24.786 | + 2.995 | 9:58:00.617 | 6 - | 8:55.681 | + 7:33.890 | 10:11:08.387 |
| 3 - | 1:25.761 | + 3.970 | 9:59:26.378 | 7 - | 1:21.791 | | 10:12:30.178 |
| 4 - | 1:23.402 | + 1.611 | 10:00:49.780 | 8 - | 1:21.914 | + 0.123 | 10:13:52.092 |
| 22 | Roger BROMILEY | | Radical SR3 | | | | |
| 1 - | 1:35.496 | + 7.047 | 9:56:51.549 | 5 - | 8:53.492 | + 7:25.043 | 10:11:22.932 |
| 2 - | 1:28.449 | | 9:58:19.998 | 6 - | 1:36.505 | + 8.056 | 10:12:59.437 |
| 3 - | 1:25.609 P | + -2.840 | 9:59:45.607 | 7 - | 1:36.109 P | + 7.660 | 10:14:35.546 |
| 4 - | 2:43.833 | + 1:15.384 | 10:02:29.440 | | | | |

Weather / Track : Cloudy / Dry

DUNLOP Radical Club Cup

QUALIFYING - RACE 2 - LAP ANALYSIS

| | | | | | | | |
|-----------|------------------------|----------|--------------------------|-----|-----------------|------------|---------------------|
| 23 | Simon TILLING | | Radical SR3 | | | | |
| 1 - | 1:31.526 | + 5.792 | 9:56:14.701 | 6 - | 1:26.601 | + 0.867 | 10:03:31.570 |
| 2 - | 1:29.840 | + 4.106 | 9:57:44.541 | 7 - | 7:49.804 | + 6:24.070 | 10:11:21.374 |
| 3 - | 1:27.653 | + 1.919 | 9:59:12.194 | 8 - | 1:33.419 | + 7.685 | 10:12:54.793 |
| 4 - | 1:27.041 | + 1.307 | 10:00:39.235 | 9 - | 1:35.561 P | + 9.827 | 10:14:30.354 |
| 5 - | 1:25.734 | | 10:02:04.969 | | | | |
| 25 | Andrew HARWOOD | | Radical Clubsport | | | | |
| 1 - | 1:35.285 | + 5.436 | 9:56:44.252 | 4 - | 1:33.590 | + 3.741 | 10:01:19.056 |
| 2 - | 1:30.160 | + 0.311 | 9:58:14.412 | 5 - | 1:29.849 | | 10:02:48.905 |
| 3 - | 1:31.054 | + 1.205 | 9:59:45.466 | | | | |
| 26 | Mark BOOT | | Radical Clubsport | | | | |
| 1 - | 1:43.486 | + 12.509 | 9:57:28.504 | 5 - | 9:30.130 | + 7:59.153 | 10:11:37.832 |
| 2 - | 1:35.208 | + 4.231 | 9:59:03.712 | 6 - | 1:30.977 | | 10:13:08.809 |
| 3 - | 1:32.638 | + 1.661 | 10:00:36.350 | 7 - | 1:37.766 P | + 6.789 | 10:14:46.575 |
| 4 - | 1:31.352 | + 0.375 | 10:02:07.702 | | | | |
| 33 | Simon WHITE | | Radical SR4 | | | | |
| 1 - | 1:29.161 | + 2.705 | 9:56:47.316 | 5 - | 1:26.456 | | 10:02:36.485 |
| 2 - | 1:27.555 | + 1.099 | 9:58:14.871 | 6 - | 9:05.972 | + 7:39.516 | 10:11:42.457 |
| 3 - | 1:26.972 | + 0.516 | 9:59:41.843 | 7 - | 1:27.810 | + 1.354 | 10:13:10.267 |
| 4 - | 1:28.186 | + 1.730 | 10:01:10.029 | 8 - | 1:44.905 P | + 18.449 | 10:14:55.172 |
| 37 | Bill HENDERSON | | Radical SR3 | | | | |
| 1 - | 1:29.878 | + 4.940 | 9:56:25.379 | 5 - | 1:24.938 | | 10:02:10.835 |
| 2 - | 1:28.433 | + 3.495 | 9:57:53.812 | 6 - | 9:09.205 | + 7:44.267 | 10:11:20.040 |
| 3 - | 1:26.592 | + 1.654 | 9:59:20.404 | 7 - | 1:28.934 | + 3.996 | 10:12:48.974 |
| 4 - | 1:25.493 | + 0.555 | 10:00:45.897 | 8 - | 1:29.079 P | + 4.141 | 10:14:18.053 |
| 42 | Alan HOGG | | D+D Racing | | | | |
| 1 - | 1:30.011 | + 0.922 | 9:56:43.524 | 3 - | 1:29.089 | | 9:59:42.533 |
| 2 - | 1:29.920 | + 0.831 | 9:58:13.444 | 4 - | 1:48.642 P | + 19.553 | 10:01:31.175 |
| 46 | Sheridan BELL | | Radical Prosport | | | | |
| 1 - | 1:38.177 | + 8.549 | 9:57:12.228 | 5 - | 1:29.628 | | 10:03:24.127 |
| 2 - | 1:38.698 | + 9.070 | 9:58:50.926 | 6 - | 8:14.060 | + 6:44.432 | 10:11:38.187 |
| 3 - | 1:31.825 | + 2.197 | 10:00:22.751 | 7 - | 1:31.227 | + 1.599 | 10:13:09.414 |
| 4 - | 1:31.748 | + 2.120 | 10:01:54.499 | 8 - | 1:39.290 P | + 9.662 | 10:14:48.704 |
| 55 | Robert BALDOCK | | Radical SR3 | | | | |
| 1 - | 1:31.297 | + 4.445 | 9:56:24.519 | 5 - | 1:26.852 | | 10:02:20.334 |
| 2 - | 1:28.962 | + 2.110 | 9:57:53.481 | 6 - | 8:59.385 | + 7:32.533 | 10:11:19.719 |
| 3 - | 1:31.477 | + 4.625 | 9:59:24.958 | 7 - | 1:31.791 | + 4.939 | 10:12:51.510 |
| 4 - | 1:28.524 | + 1.672 | 10:00:53.482 | 8 - | 1:33.023 P | + 6.171 | 10:14:24.533 |
| 59 | Stephen LINDSAY | | Radical SR4 | | | | |
| 1 - | 1:31.565 | + 3.819 | 9:56:30.760 | 5 - | 1:27.911 | + 0.165 | 10:02:22.797 |
| 2 - | 1:27.746 | | 9:57:58.506 | 6 - | 9:52.150 | + 8:24.404 | 10:12:14.947 |
| 3 - | 1:28.431 | + 0.685 | 9:59:26.937 | 7 - | 1:28.182 P | + 0.436 | 10:13:43.129 |
| 4 - | 1:27.949 | + 0.203 | 10:00:54.886 | | | | |
| 64 | Nigel MORRISON | | Radical PR6 | | | | |
| 1 - | 1:26.965 | + 3.408 | 9:56:07.752 | 4 - | 1:23.757 | + 0.200 | 10:00:25.463 |
| 2 - | 1:25.458 | + 1.901 | 9:57:33.210 | 5 - | 1:24.208 | + 0.651 | 10:01:49.671 |
| 3 - | 1:28.496 | + 4.939 | 9:59:01.706 | 6 - | 1:23.557 | | 10:03:13.228 |
| 69 | Simon DOLAN | | Radical SR3 | | | | |
| 1 - | 1:33.338 | + 9.484 | 9:56:38.938 | 4 - | 1:23.971 | + 0.117 | 10:00:57.705 |
| 2 - | 1:29.196 | + 5.342 | 9:58:08.134 | 5 - | 1:23.854 | | 10:02:21.559 |
| 3 - | 1:25.600 | + 1.746 | 9:59:33.734 | 6 - | 8:53.665 | + 7:29.811 | 10:11:15.224 |

Croft
Circuit Length = 2.1250 miles
Start: 09:52 End: 10:16

Weather / Track : Cloudy / Dry


DUNLOP Radical Club Cup

QUALIFYING - RACE 2 - LAP ANALYSIS

| | | | | | | | |
|-----------|-------------------------|-------------|---------------------|-----|-----------------|------------|---------------------|
| 70 | Darren ANLEY | | Radical Prosport | | | | |
| 1 - | 1:34.810 | | 9:57:17.347 | 3 - | 1:59.592 P | + 24.782 | 10:14:00.264 |
| 2 - | 14:43.325 | + 13:08.515 | 10:12:00.672 | | | | |
| 73 | Chris GRIEVE | | Radical SR3 | | | | |
| 1 - | 1:29.701 | | 10:03:02.368 | 3 - | 2:09.303 P | + 39.602 | 10:14:24.139 |
| 2 - | 9:12.468 | + 7:42.767 | 10:12:14.836 | | | | |
| 81 | Gordon PATTERSON | | Radical PR6 | | | | |
| 1 - | 1:29.164 | + 4.335 | 9:56:11.386 | 4 - | 1:25.452 | + 0.623 | 10:00:31.708 |
| 2 - | 1:28.238 | + 3.409 | 9:57:39.624 | 5 - | 1:24.829 | | 10:01:56.537 |
| 3 - | 1:26.632 | + 1.803 | 9:59:06.256 | | | | |
| 91 | David FRANKLAND | | Radical SR4 | | | | |
| 1 - | 1:36.525 | + 7.073 | 9:56:53.557 | 5 - | 1:30.303 | + 0.851 | 10:02:55.194 |
| 2 - | 1:31.628 | + 2.176 | 9:58:25.185 | 6 - | 8:22.278 | + 6:52.826 | 10:11:17.472 |
| 3 - | 1:29.452 | | 9:59:54.637 | 7 - | 1:29.617 | + 0.165 | 10:12:47.089 |
| 4 - | 1:30.254 | + 0.802 | 10:01:24.891 | 8 - | 1:33.877 P | + 4.425 | 10:14:20.966 |
| 95 | Richard STABLES | | Radical PR6 | | | | |
| 1 - | 1:32.518 | + 8.845 | 9:56:39.260 | 4 - | 1:23.673 | | 10:00:55.085 |
| 2 - | 1:26.437 | + 2.764 | 9:58:05.697 | 5 - | 1:25.216 | + 1.543 | 10:02:20.301 |
| 3 - | 1:25.715 | + 2.042 | 9:59:31.412 | | | | |

DUNLOP Radical Club Cup

RACE 2 - GRID - Amended

| | | | | |
|--|----|-----------------------------|----|------------------------------|
| ROW 14 | 14 | Roger BROMILEY | | |
| ROW 13 | 70 | 1:34.810 Darren ANLEY | 18 | 1:39.898 Jon WATSON |
| ROW 12 | 26 | 1:30.977 Mark BOOT | 6 | 1:34.314 Dave BANHAM |
| ROW 11 | 73 | 1:29.701 Chris GRIEVE | 25 | 1:29.849 Andrew HARWOOD |
| ROW 10 | 91 | 1:29.452 David FRANKLAND | 46 | 1:29.628 Sheridan BELL |
| ROW 9 | 22 | 1:28.449 Ian SIMMONDS | 42 | 1:29.089 Alan HOGG |
| ROW 8 | 19 | 1:26.959 Gary KANE | 59 | 1:27.746 Stephen LINDSAY |
| ROW 7 | 33 | 1:26.456 Simon WHITE | 55 | 1:26.852 Robert BALDOCK |
| ROW 6 | 2 | 1:25.917 Mark GRIFFITHS | 10 | 1:26.235 Jon ALI |
| ROW 5 | 37 | 1:24.938 Bill HENDERSON | 23 | 1:25.734 Simon TILLING |
| ROW 4 | 69 | 1:23.854 Simon DOLAN | 81 | 1:24.829 Gordon PATTERSON |
| ROW 3 | 64 | 1:23.557 Nigel MORRISON | 95 | 1:23.673 Richard STABLES |
| ROW 2 | 20 | 1:21.791 Simon FISH | 1 | 1:22.894 Paul STEELE |
| ROW 1 | 5 | 1:20.966 John HEWITT | 3 | 1:21.451 Jonathan WRIGHT |
| Pole | | | | |
|  | | | | |

Car 14 Back of Grid

Croft
Circuit Length = 2.1250 miles

These results are provisional until the conclusion of any judicial and technical matters.

Clerk of Course :

Timekeeper :

DUNLOP Radical Club Cup

RACE 2 - CLASSIFICATION

| POS | NO | CL | NAME | ENTRY | LAPS | TIME | GAP | DIFF | MPH | BEST | ON |
|-----|----|------|------------------|-------------------|------|-----------|----------|--------|-------|----------|----|
| 1 | 15 | SS | John HEWITT | Radical SR3 | 13 | 21:07.765 | | | 78.44 | 1:34.081 | 12 |
| 2 | 73 | SS | Chris GRIEVE | Radical SR3 | 13 | 21:20.684 | 12.919 | 12.919 | 77.65 | 1:36.069 | 10 |
| 3 | 14 | SS | Roger BROMILEY | Doris / Mof | 13 | 21:28.556 | 20.791 | 7.872 | 77.18 | 1:35.270 | 12 |
| 4 | 3 | IN | Jonathan WRIGHT | Radical PR6 | 13 | 21:35.120 | 27.355 | 6.564 | 76.78 | 1:37.001 | 13 |
| 5 | 64 | SS | Nigel MORRISON | Radical PR6 | 13 | 21:49.349 | 41.584 | 14.229 | 75.95 | 1:36.204 | 13 |
| 6 | 20 | SS | Simon FISH | Radical SR3 | 13 | 21:49.767 | 42.002 | 0.418 | 75.93 | 1:38.503 | 9 |
| 7 | 1 | SS | Paul STEELE | Radical SR3 | 13 | 22:01.501 | 53.736 | 11.734 | 75.25 | 1:39.216 | 10 |
| 8 | 2 | BI | Mark GRIFFITHS | Radical SR4 | 13 | 22:12.186 | 1:04.421 | 10.685 | 74.65 | 1:39.271 | 10 |
| 9 | 81 | SS | Gordon PATTERSON | Radical PR6 | 13 | 22:15.152 | 1:07.387 | 2.966 | 74.48 | 1:38.342 | 12 |
| 10 | 10 | SS | Jon ALI | Radical SR3 | 13 | 22:22.146 | 1:14.381 | 6.994 | 74.09 | 1:39.578 | 12 |
| 11 | 33 | BI | Simon WHITE | Radical SR4 | 13 | 22:25.715 | 1:17.950 | 3.569 | 73.90 | 1:40.332 | 13 |
| 12 | 19 | BI | Gary KANE | Radical SR4 | 13 | 22:28.151 | 1:20.386 | 2.436 | 73.76 | 1:40.250 | 12 |
| 13 | 22 | SS,§ | Ian SIMMONDS | Radical SR3 | 12 | 21:22.379 | 1 lap | 1 lap | 71.58 | 1:39.428 | 12 |
| 14 | 37 | SS | Bill HENDERSON | Radical SR3 | 12 | 21:36.091 | 1 lap | 13.712 | 70.82 | 1:42.864 | 11 |
| 15 | 59 | BI | Stephen LINDSAY | Radical SR4 | 12 | 21:44.917 | 1 lap | 8.826 | 70.35 | 1:41.686 | 11 |
| 16 | 6 | BI | Dave BANHAM | Radical SR4 | 12 | 21:55.624 | 1 lap | 10.707 | 69.77 | 1:43.169 | 11 |
| 17 | 95 | PO | Richard STABLES | Radical PR6 | 12 | 21:57.865 | 1 lap | 2.241 | 69.65 | 1:44.034 | 12 |
| 18 | 70 | IN | Darren ANLEY | Radical Prosport | 12 | 22:07.628 | 1 lap | 9.763 | 69.14 | 1:44.529 | 9 |
| 19 | 55 | SS | Robert BALDOCK | Radical SR3 | 12 | 22:15.936 | 1 lap | 8.308 | 68.71 | 1:37.620 | 12 |
| 20 | 91 | IN | David FRANKLAND | Radical SR4 | 12 | 22:29.644 | 1 lap | 13.708 | 68.01 | 1:48.919 | 3 |
| 21 | 25 | CL | Andrew HARWOOD | Radical Clubsport | 11 | 21:12.171 | 2 laps | 1 lap | 66.14 | 1:50.728 | 10 |
| 22 | 26 | CL | Mark BOOT | Radical Clubsport | 11 | 21:37.751 | 2 laps | 25.580 | 64.84 | 1:51.815 | 10 |
| 23 | 18 | CL | Jon WATSON | Radical Clubsport | 11 | 22:04.059 | 2 laps | 26.308 | 63.55 | 1:53.825 | 4 |

NOT CLASSIFIED

| | | | | | | | | | | | |
|-----|----|----|---------------|------------------|---|-----------|---------|--------|-------|----------|---|
| DNF | 23 | SS | Simon TILLING | Radical SR3 | 7 | 13:49.338 | 6 laps | 4 laps | 64.57 | 1:51.471 | 5 |
| DNF | 69 | SS | Simon DOLAN | Radical SR3 | 6 | 10:09.302 | 7 laps | 1 lap | 75.33 | 1:38.326 | 3 |
| DNF | 46 | IN | Sheridan BELL | Radical Prosport | 5 | 10:02.452 | 8 laps | 1 lap | 63.49 | 1:54.632 | 3 |
| DNF | 42 | IN | Alan HOGG | D+D Racing | 1 | 2:18.696 | 12 laps | 4 laps | 55.15 | | |

FASTEST LAP

| | | | | | | | |
|----|------|-----------------|-------------------|----|----------|-----------|------------|
| 15 | SS | John HEWITT | Radical SR3 | 12 | 1:34.081 | 81.31 mph | 130.86 kph |
| 2 | BI | Mark GRIFFITHS | Radical SR4 | 10 | 1:39.271 | 77.06 mph | 124.02 kph |
| 3 | IN | Jonathan WRIGHT | Radical PR6 | 13 | 1:37.001 | 78.86 mph | 126.92 kph |
| 25 | CL | Andrew HARWOOD | Radical Clubsport | 10 | 1:50.728 | 69.08 mph | 111.18 kph |
| 95 | PO | Richard STABLES | Radical PR6 | 12 | 1:44.034 | 73.53 mph | 118.34 kph |
| 22 | SS,§ | Ian SIMMONDS | Radical SR3 | 12 | 1:39.428 | 76.94 mph | 123.82 kph |

Weather / Track : Cloudy / Wet

These results are provisional until the conclusion of any judicial and technical matters.

Croft
Circuit Length = 2.1250 miles
Start: 15:32 End: 15:55

Clerk of Course :

Timekeeper :

DUNLOP Radical Club Cup

RACE 2 - LAP CHART

| Lap 1 | | | Lap 2 | | | Lap 3 | | | Lap 4 | | | Lap 5 | | |
|-------|--------|----------|-------|--------|----------|-------|----------|----------|-------|----------|----------|-------|----------|----------|
| No | Behind | Laptime | No | Behind | Laptime | No | Behind | Laptime | No | Behind | Laptime | No | Behind | Laptime |
| 15 | | 1:44.133 | 15 | | 1:36.617 | 15 | | 1:36.352 | 15 | | 1:35.087 | 15 | | 1:36.068 |
| 20 | 4.530 | 1:48.663 | 20 | 8.336 | 1:40.423 | 55 | 1 LAP | 3:00.269 | 73 | 13.895 | 1:36.522 | 73 | 15.076 | 1:37.249 |
| 3 | 4.784 | 1:48.917 | 3 | 8.777 | 1:40.610 | 73 | 12.460 | 1:39.788 | 55 | 1 LAP | 1:44.418 | 3 | 20.146 | 1:39.583 |
| 1 | 6.482 | 1:50.615 | 73 | 9.024 | 1:37.833 | 3 | 13.111 | 1:40.686 | 3 | 16.631 | 1:38.607 | 69 | 21.461 | 1:39.320 |
| 81 | 6.886 | 1:51.019 | 1 | 11.267 | 1:41.402 | 69 | 13.779 | 1:38.326 | 69 | 18.209 | 1:39.517 | 20 | 24.762 | 1:40.539 |
| 73 | 7.808 | 1:51.941 | 69 | 11.805 | 1:39.413 | 20 | 15.010 | 1:43.026 | 20 | 20.291 | 1:40.368 | 14 | 25.017 | 1:37.423 |
| 69 | 9.009 | 1:53.142 | 81 | 13.031 | 1:42.762 | 1 | 15.399 | 1:40.484 | 1 | 21.043 | 1:40.731 | 55 | 1 LAP | 1:47.267 |
| 64 | 9.425 | 1:53.558 | 64 | 14.507 | 1:41.699 | 64 | 19.231 | 1:41.076 | 14 | 23.662 | 1:38.285 | 1 | 27.086 | 1:42.111 |
| 33 | 12.240 | 1:56.373 | 14 | 18.731 | 1:42.027 | 14 | 20.464 | 1:38.085 | 64 | 25.879 | 1:41.735 | 64 | 28.925 | 1:39.114 |
| 10 | 12.496 | 1:56.629 | 10 | 21.030 | 1:45.151 | 10 | 28.511 | 1:43.833 | 2 | 33.800 | 1:39.931 | 2 | 37.720 | 1:39.988 |
| 2 | 12.953 | 1:57.086 | 19 | 23.179 | 1:44.071 | 2 | 28.956 | 1:41.805 | 81 | 36.026 | 1:41.615 | 81 | 39.497 | 1:39.539 |
| 14 | 13.321 | 1:57.454 | 2 | 23.503 | 1:47.167 | 81 | 29.498 | 1:52.819 | 10 | 36.510 | 1:43.086 | 10 | 42.060 | 1:41.618 |
| 19 | 15.725 | 1:59.858 | 33 | 24.674 | 1:49.051 | 33 | 30.570 | 1:42.248 | 33 | 37.734 | 1:42.251 | 33 | 42.962 | 1:41.296 |
| 55 | 19.016 | 2:03.149 | 37 | 31.435 | 1:48.265 | 19 | 32.132 | 1:45.305 | 19 | 39.724 | 1:42.679 | 19 | 45.401 | 1:41.745 |
| 37 | 19.787 | 2:03.920 | 91 | 35.612 | 1:50.202 | 37 | 41.799 | 1:46.716 | 37 | 52.044 | 1:45.332 | 37 | 1:02.192 | 1:46.216 |
| 91 | 22.027 | 2:06.160 | 46 | 44.801 | 1:55.420 | 91 | 48.179 | 1:48.919 | 22 | 1:00.633 | 1:41.596 | 22 | 1:06.350 | 1:41.785 |
| 46 | 25.998 | 2:10.131 | 22 | 46.092 | 1:50.318 | 22 | 54.124 | 1:44.384 | 91 | 1:05.068 | 1:51.976 | 91 | 1:19.390 | 1:50.390 |
| 23 | 26.449 | 2:10.582 | 23 | 47.774 | 1:57.942 | 6 | 1:02.607 | 1:49.842 | 6 | 1:15.392 | 1:47.872 | 6 | 1:26.368 | 1:47.044 |
| 25 | 27.252 | 2:11.385 | 70 | 47.927 | 1:55.919 | 46 | 1:03.081 | 1:54.632 | 59 | 1:19.790 | 1:49.333 | 59 | 1:27.822 | 1:44.100 |
| 26 | 28.111 | 2:12.244 | 6 | 49.117 | 1:56.792 | 70 | 1:03.929 | 1:52.354 | 95 | 1:23.003 | 1:49.676 | 95 | 1:31.672 | 1:44.737 |
| 70 | 28.625 | 2:12.758 | 25 | 49.173 | 1:58.538 | 59 | 1:05.544 | 1:48.872 | 70 | 1:23.083 | 1:54.241 | 70 | 1:34.660 | 1:47.645 |
| 6 | 28.942 | 2:13.075 | 95 | 49.840 | 1:54.356 | 23 | 1:08.392 | 1:56.970 | 23 | 1:28.046 | 1:54.741 | | | |
| 95 | 32.101 | 2:16.234 | 59 | 53.024 | 1:47.543 | 95 | 1:08.414 | 1:54.926 | 25 | 1:29.915 | 1:55.071 | | | |
| 22 | 32.391 | 2:16.524 | 26 | 56.306 | 2:04.812 | 25 | 1:09.931 | 1:57.110 | 46 | 1:33.036 | 2:05.042 | | | |
| 18 | 33.634 | 2:17.767 | 18 | 58.111 | 2:01.094 | 26 | 1:14.359 | 1:54.405 | 26 | 1:33.615 | 1:54.343 | | | |
| 42 | 34.563 | 2:18.696 | | | | 18 | 1:16.488 | 1:54.729 | 18 | 1:35.226 | 1:53.825 | | | |
| 59 | 42.098 | 2:26.231 | | | | | | | | | | | | |

DUNLOP Radical Club Cup
RACE 2 - LAP CHART

| Lap 6 | | | Lap 7 | | | Lap 8 | | | Lap 9 | | | Lap 10 | | |
|-------|----------|------------|-------|----------|----------|-------|----------|------------|-------|----------|----------|--------|----------|----------|
| No | Behind | Laptime | No | Behind | Laptime | No | Behind | Laptime | No | Behind | Laptime | No | Behind | Laptime |
| 15 | | 1:39.259 | 15 | | 1:38.081 | 15 | | 1:40.375 | 15 | | 1:34.831 | 15 | | 1:37.392 |
| 23 | 1 LAP | 1:51.471 | 70 | 1 LAP | 1:46.938 | 6 | 1 LAP | 1:49.915 | 73 | 11.466 | 1:37.526 | 22 | 1 LAP | 1:40.892 |
| 25 | 1 LAP | 1:55.357 | 73 | 12.287 | 1:37.933 | 59 | 1 LAP | 1:48.871 | 6 | 1 LAP | 1:45.751 | 37 | 1 LAP | 1:47.016 |
| 26 | 1 LAP | 1:53.420 | 3 | 21.837 | 1:40.361 | 95 | 1 LAP | 1:46.453 | 59 | 1 LAP | 1:45.720 | 73 | 10.143 | 1:36.069 |
| 73 | 12.435 | 1:36.618 | 23 | 1 LAP | 1:56.641 | 91 | 1 LAP | 1:56.001 | 95 | 1 LAP | 1:46.208 | 59 | 1 LAP | 1:42.583 |
| 46 | 1 LAP | 1:57.227 P | 14 | 23.587 | 1:39.661 | 73 | 8.771 | 1:36.859 | 14 | 22.765 | 1:37.341 | 14 | 21.229 | 1:35.856 |
| 18 | 1 LAP | 1:58.324 | 25 | 1 LAP | 1:52.959 | 70 | 1 LAP | 1:46.899 | 3 | 23.496 | 1:39.088 | 3 | 24.087 | 1:37.983 |
| 3 | 19.557 | 1:38.670 | 20 | 27.082 | 1:40.319 | 3 | 19.239 | 1:37.777 | 91 | 1 LAP | 1:50.264 | 6 | 1 LAP | 1:46.454 |
| 69 | 21.786 | 1:39.584 | 26 | 1 LAP | 1:55.028 | 14 | 20.255 | 1:37.043 | 70 | 1 LAP | 1:48.029 | 95 | 1 LAP | 1:46.546 |
| 14 | 22.007 | 1:36.249 | 1 | 30.971 | 1:41.814 | 20 | 27.670 | 1:40.963 | 20 | 31.342 | 1:38.503 | 70 | 1 LAP | 1:44.529 |
| 20 | 24.844 | 1:39.341 | 64 | 33.233 | 1:42.460 | 1 | 34.871 | 1:44.275 | 64 | 37.481 | 1:37.006 | 20 | 33.592 | 1:39.642 |
| 1 | 27.238 | 1:39.411 | 55 | 1 LAP | 1:43.744 | 64 | 35.306 | 1:42.448 | 1 | 39.939 | 1:39.899 | 64 | 37.323 | 1:37.234 |
| 64 | 28.854 | 1:39.188 | 2 | 41.490 | 1:41.003 | 25 | 1 LAP | 1:53.851 | 55 | 1 LAP | 1:40.907 | 91 | 1 LAP | 1:52.136 |
| 55 | 1 LAP | 1:44.913 | 18 | 1 LAP | 2:02.850 | 55 | 1 LAP | 1:42.250 | 2 | 50.588 | 1:42.634 | 1 | 41.763 | 1:39.216 |
| 2 | 38.568 | 1:40.107 | 81 | 45.209 | 1:41.599 | 26 | 1 LAP | 1:54.087 | 81 | 55.474 | 1:42.205 | 2 | 52.467 | 1:39.271 |
| 81 | 41.691 | 1:41.453 | 10 | 48.028 | 1:42.235 | 2 | 42.785 | 1:41.670 | 25 | 1 LAP | 1:53.176 | 81 | 58.893 | 1:40.811 |
| 10 | 43.874 | 1:41.073 | 33 | 49.998 | 1:42.258 | 23 | 1 LAP | 2:00.991 P | 10 | 58.115 | 1:42.984 | 55 | 1 LAP | 1:52.590 |
| 33 | 45.821 | 1:42.118 | 19 | 53.727 | 1:42.910 | 81 | 48.100 | 1:43.266 | 26 | 1 LAP | 1:52.911 | 10 | 1:03.098 | 1:42.375 |
| 19 | 48.898 | 1:42.756 | 22 | 1:13.989 | 1:42.337 | 10 | 49.962 | 1:42.309 | 33 | 1:01.348 | 1:43.569 | 33 | 1:06.386 | 1:42.430 |
| 22 | 1:09.733 | 1:42.642 | 37 | 1:20.883 | 1:47.695 | 33 | 52.610 | 1:42.987 | 19 | 1:02.049 | 1:40.819 | 19 | 1:07.335 | 1:42.678 |
| 37 | 1:11.269 | 1:48.336 | | | | 19 | 56.061 | 1:42.709 | 18 | 1 LAP | 1:59.611 | 25 | 1 LAP | 1:51.751 |
| 91 | 1:30.719 | 1:50.588 | | | | 18 | 1 LAP | 1:59.922 | | | | 26 | 1 LAP | 1:53.832 |
| 6 | 1:32.772 | 1:45.663 | | | | 37 | 1:26.805 | 1:46.297 | | | | | | |
| 59 | 1:34.344 | 1:45.781 | | | | 22 | 1:32.356 | 1:58.742 | | | | | | |
| 95 | 1:37.427 | 1:45.014 | | | | | | | | | | | | |

DUNLOP Radical Club Cup
RACE 2 - LAP CHART

| Lap 11 | | | Lap 12 | | | Lap 13 | | |
|--------|----------|----------|--------|----------|----------|--------|----------|----------|
| No | Behind | Laptime | No | Behind | Laptime | No | Behind | Laptime |
| 15 | | 1:37.493 | 15 | | 1:34.081 | 15 | | 1:37.996 |
| 22 | 1 LAP | 1:42.185 | 73 | 12.403 | 1:36.722 | 25 | 2 LAPS | 1:52.245 |
| 73 | 9.762 | 1:37.112 | 22 | 1 LAP | 1:41.546 | 73 | 12.919 | 1:38.512 |
| 37 | 1 LAP | 1:46.316 | 37 | 1 LAP | 1:42.864 | 22 | 1 LAP | 1:39.428 |
| 18 | 2 LAPS | 1:58.082 | 14 | 20.698 | 1:35.270 | 14 | 20.791 | 1:38.089 |
| 14 | 19.509 | 1:35.773 | 3 | 28.350 | 1:37.379 | 3 | 27.355 | 1:37.001 |
| 3 | 25.052 | 1:38.458 | 59 | 1 LAP | 1:41.686 | 37 | 1 LAP | 1:47.118 |
| 59 | 1 LAP | 1:42.502 | 18 | 2 LAPS | 1:58.478 | 26 | 2 LAPS | 2:10.854 |
| 6 | 1 LAP | 1:44.314 | 6 | 1 LAP | 1:43.169 | 59 | 1 LAP | 1:41.695 |
| 95 | 1 LAP | 1:45.460 | 20 | 41.183 | 1:39.206 | 64 | 41.584 | 1:36.204 |
| 20 | 36.058 | 1:39.959 | 64 | 43.376 | 1:36.947 | 20 | 42.002 | 1:38.815 |
| 64 | 40.510 | 1:40.680 | 95 | 1 LAP | 1:44.221 | 6 | 1 LAP | 1:45.733 |
| 70 | 1 LAP | 1:46.955 | 1 | 50.998 | 1:40.699 | 95 | 1 LAP | 1:44.034 |
| 1 | 44.380 | 1:40.110 | 70 | 1 LAP | 1:46.022 | 1 | 53.736 | 1:40.734 |
| 91 | 1 LAP | 1:50.560 | 2 | 1:01.156 | 1:40.928 | 18 | 2 LAPS | 1:59.377 |
| 2 | 54.309 | 1:39.335 | 81 | 1:06.915 | 1:38.342 | 70 | 1 LAP | 1:45.339 |
| 81 | 1:02.654 | 1:41.254 | 91 | 1 LAP | 1:50.743 | 2 | 1:04.421 | 1:41.261 |
| 55 | 1 LAP | 1:39.960 | 55 | 1 LAP | 1:38.849 | 81 | 1:07.387 | 1:38.468 |
| 10 | 1:06.800 | 1:41.195 | 10 | 1:12.297 | 1:39.578 | 55 | 1 LAP | 1:37.620 |
| 33 | 1:09.281 | 1:40.388 | 33 | 1:15.614 | 1:40.414 | 10 | 1:14.381 | 1:40.080 |
| 19 | 1:10.491 | 1:40.649 | 19 | 1:16.660 | 1:40.250 | 33 | 1:17.950 | 1:40.332 |
| 25 | 1 LAP | 1:50.728 | | | | 19 | 1:20.386 | 1:41.722 |
| 26 | 1 LAP | 1:51.815 | | | | 91 | 1 LAP | 1:51.705 |

DUNLOP Radical Club Cup

RACE 6 - GRID - Amended

| | | | |
|-------------|----|------------------|----------|
| ROW 14 | 14 | Roger BROMILEY | |
| ROW 13 | 73 | Chris GRIEVE | 70 |
| ROW 12 | | 1:35.496 | 1:43.459 |
| | 22 | Ian SIMMONDS | 18 |
| ROW 11 | | 1:31.352 | 1:35.054 |
| | 26 | Mark BOOT | 6 |
| ROW 10 | | 1:30.160 | 1:31.227 |
| | 25 | Andrew HARWOOD | 46 |
| ROW 9 | | 1:29.617 | 1:29.920 |
| | 91 | David FRANKLAND | 42 |
| ROW 8 | | 1:28.023 | 1:28.524 |
| | 2 | Mark GRIFFITHS | 55 |
| ROW 7 | | 1:27.685 | 1:27.911 |
| | 1 | Paul STEELE | 59 |
| ROW 6 | | 1:26.972 | 1:27.307 |
| | 33 | Simon WHITE | 19 |
| ROW 5 | | 1:26.601 | 1:26.618 |
| | 23 | Simon TILLING | 10 |
| ROW 4 | | 1:25.452 | 1:25.493 |
| | 81 | Gordon PATTERSON | 37 |
| ROW 3 | | 1:23.971 | 1:25.216 |
| | 69 | Simon DOLAN | 95 |
| ROW 2 | | 1:22.231 | 1:23.757 |
| | 15 | James SAGGERS | 64 |
| ROW 1 | | 1:21.914 | 1:21.921 |
| | 20 | Simon FISH | 3 |
| Pole | | | |

Car 14 Back of Grid

Croft
Circuit Length = 2.1250 miles

These results are provisional until the conclusion of any judicial and technical matters.

Clerk of Course :

Timekeeper :

DUNLOP Radical Club Cup

RACE 6 - CLASSIFICATION

| POS | NO | CL | NAME | ENTRY | LAPS | TIME | GAP | DIFF | MPH | BEST | ON |
|-----|----|----|------------------|-------------------|------|-----------|----------|--------|-------|----------|----|
| 1 | 3 | IN | Jonathan WRIGHT | Radical PR6 | 15 | 20:57.373 | | | 91.26 | 1:21.134 | 5 |
| 2 | 5 | SS | James SAGGERS | Radical SR3 | 15 | 20:57.382 | 0.009 | 0.009 | 91.26 | 1:20.904 | 5 |
| 3 | 95 | PO | Richard STABLES | Radical PR6 | 15 | 21:46.622 | 49.249 | 49.240 | 87.82 | 1:24.245 | 9 |
| 4 | 81 | SS | Gordon PATTERSON | Radical PR6 | 15 | 21:59.087 | 1:01.714 | 12.465 | 86.99 | 1:24.540 | 6 |
| 5 | 42 | IN | Alan HOGG | D+D Racing | 15 | 22:09.532 | 1:12.159 | 10.445 | 86.30 | 1:25.276 | 9 |
| 6 | 2 | BI | Mark GRIFFITHS | Radical SR4 | 15 | 22:09.837 | 1:12.464 | 0.305 | 86.28 | 1:26.054 | 3 |
| 7 | 1 | SS | Paul STEELE | Radical SR3 | 15 | 22:09.989 | 1:12.616 | 0.152 | 86.28 | 1:23.804 | 15 |
| 8 | 10 | SS | Jon ALI | Radical SR3 | 15 | 22:19.252 | 1:21.879 | 9.263 | 85.68 | 1:25.725 | 15 |
| 9 | 19 | BI | Gary KANE | Radical SR4 | 15 | 22:20.502 | 1:23.129 | 1.250 | 85.60 | 1:26.073 | 9 |
| 10 | 70 | IN | Darren ANLEY | Radical Prosport | 15 | 22:20.600 | 1:23.227 | 0.098 | 85.59 | 1:25.776 | 15 |
| 11 | 59 | BI | Stephen LINDSAY | Radical SR4 | 15 | 22:22.654 | 1:25.281 | 2.054 | 85.46 | 1:26.537 | 6 |
| 12 | 33 | BI | Simon WHITE | Radical SR4 | 14 | 21:02.051 | 1 lap | 1 lap | 84.86 | 1:27.728 | 3 |
| 13 | 46 | IN | Sheridan BELL | Radical Prosport | 14 | 21:13.294 | 1 lap | 11.243 | 84.11 | 1:26.387 | 14 |
| 14 | 6 | BI | Dave BANHAM | Radical SR4 | 14 | 22:03.565 | 1 lap | 50.271 | 80.91 | 1:30.508 | 13 |
| 15 | 26 | CL | Mark BOOT | Radical Clubsport | 14 | 22:05.203 | 1 lap | 1.638 | 80.81 | 1:28.657 | 8 |
| 16 | 91 | IN | David FRANKLAND | Radical SR4 | 14 | 22:08.361 | 1 lap | 3.158 | 80.62 | 1:31.674 | 3 |
| 17 | 25 | CL | Andrew HARWOOD | Radical Clubsport | 14 | 22:31.501 | 1 lap | 23.140 | 79.24 | 1:30.263 | 9 |
| 18 | 18 | CL | Jon WATSON | Radical Clubsport | 13 | 21:36.511 | 2 laps | 1 lap | 76.70 | 1:34.939 | 13 |
| 19 | 69 | SS | Simon DOLAN | Radical SR3 | 12 | 22:18.740 | 3 laps | 1 lap | 68.57 | 1:23.260 | 4 |

NOT CLASSIFIED

| | | | | | | | | | | | |
|-----|----|------|----------------|-------------|----|-----------|---------|--------|-------|----------|----|
| DNF | 55 | SS | Robert BALDOCK | Radical SR3 | 14 | 20:56.961 | 1 lap | 0.000 | 85.20 | 1:25.686 | 14 |
| DNF | 37 | SS | Bill HENDERSON | Radical SR3 | 12 | 19:52.579 | 3 laps | 2 laps | 76.97 | 1:27.909 | 5 |
| DNF | 64 | SS | Nigel MORRISON | Radical PR6 | 5 | 7:12.202 | 10 laps | 7 laps | 88.50 | 1:23.030 | 5 |
| DNF | 23 | SS | Simon TILLING | Radical SR3 | 4 | 6:50.054 | 11 laps | 1 lap | 74.62 | 1:28.602 | 2 |
| DNF | 20 | SS | Simon FISH | Radical SR3 | 1 | 1:41.027 | 14 laps | 3 laps | 75.72 | | |
| DNF | 14 | SS | Roger BROMLEY | Doris / Mof | 1 | 2:09.959 | 14 laps | 28.932 | 58.86 | | |
| DNF | 73 | SS | Chris GRIEVE | Radical SR3 | 0 | | | | | | |
| DNF | 22 | SS,§ | Ian SIMMONDS | Radical SR3 | 12 | 18:45.311 | 3 laps | 0.000 | 81.57 | 1:26.125 | 5 |

FASTEST LAP

| | | | | | | | |
|----|------|-----------------|-------------------|---|----------|-----------|------------|
| 5 | SS | James SAGGERS | Radical SR3 | 5 | 1:20.904 | 94.55 mph | 152.17 kph |
| 2 | BI | Mark GRIFFITHS | Radical SR4 | 3 | 1:26.054 | 88.89 mph | 143.06 kph |
| 3 | IN | Jonathan WRIGHT | Radical PR6 | 5 | 1:21.134 | 94.28 mph | 151.74 kph |
| 26 | CL | Mark BOOT | Radical Clubsport | 8 | 1:28.657 | 86.28 mph | 138.86 kph |
| 95 | PO | Richard STABLES | Radical PR6 | 9 | 1:24.245 | 90.80 mph | 146.14 kph |
| 22 | SS,§ | Ian SIMMONDS | Radical SR3 | 5 | 1:26.125 | 88.82 mph | 142.95 kph |

Weather / Track : Cloudy / Dry

These results are provisional until the conclusion of any judicial and technical matters.

Croft
Circuit Length = 2.1250 miles
Start: 17:39 End: 00:00

Clerk of Course :

Timekeeper :

DUNLOP Radical Club Cup
RACE 6 - LAP CHART

| Lap 1 | | | Lap 2 | | | Lap 3 | | | Lap 4 | | | Lap 5 | | |
|-------|--------|----------|-------|--------|----------|-------|--------|----------|-------|----------|----------|-------|----------|----------|
| No | Behind | Laptime | No | Behind | Laptime | No | Behind | Laptime | No | Behind | Laptime | No | Behind | Laptime |
| 5 | | 1:34.599 | 5 | | 1:23.559 | 5 | | 1:21.858 | 5 | | 1:21.259 | 5 | | 1:20.904 |
| 3 | 0.635 | 1:35.234 | 3 | 0.670 | 1:23.594 | 3 | 0.921 | 1:22.109 | 3 | 0.811 | 1:21.149 | 3 | 1.041 | 1:21.134 |
| 64 | 1.158 | 1:35.757 | 64 | 2.632 | 1:25.033 | 64 | 5.349 | 1:24.575 | 64 | 7.897 | 1:23.807 | 64 | 10.023 | 1:23.030 |
| 95 | 2.952 | 1:37.551 | 69 | 6.961 | 1:26.848 | 69 | 8.684 | 1:23.581 | 69 | 10.685 | 1:23.260 | 95 | 20.360 | 1:24.823 |
| 69 | 3.672 | 1:38.271 | 95 | 8.198 | 1:28.805 | 95 | 12.750 | 1:26.410 | 95 | 16.441 | 1:24.950 | 81 | 23.994 | 1:25.496 |
| 33 | 6.020 | 1:40.619 | 81 | 11.514 | 1:27.951 | 81 | 15.420 | 1:25.764 | 81 | 19.402 | 1:25.241 | 2 | 27.916 | 1:26.364 |
| 20 | 6.428 | 1:41.027 | 33 | 11.572 | 1:29.111 | 2 | 16.921 | 1:26.054 | 2 | 22.456 | 1:26.794 | 69 | 29.154 | 1:39.373 |
| 81 | 7.122 | 1:41.721 | 2 | 12.725 | 1:27.647 | 33 | 17.442 | 1:27.728 | 33 | 24.380 | 1:28.197 | 33 | 31.222 | 1:27.746 |
| 37 | 7.723 | 1:42.322 | 37 | 15.755 | 1:31.591 | 37 | 24.811 | 1:30.914 | 42 | 31.650 | 1:27.866 | 42 | 38.056 | 1:27.310 |
| 2 | 8.637 | 1:43.236 | 42 | 16.464 | 1:28.790 | 42 | 25.043 | 1:30.437 | 59 | 33.420 | 1:28.839 | 59 | 39.715 | 1:27.199 |
| 42 | 11.233 | 1:45.832 | 19 | 17.621 | 1:29.793 | 59 | 25.840 | 1:29.629 | 37 | 34.506 | 1:30.954 | 37 | 41.511 | 1:27.909 |
| 19 | 11.387 | 1:45.986 | 59 | 18.069 | 1:29.462 | 19 | 26.287 | 1:30.524 | 1 | 34.819 | 1:29.382 | 1 | 42.007 | 1:28.092 |
| 59 | 12.166 | 1:46.765 | 55 | 19.010 | 1:30.224 | 1 | 26.696 | 1:29.362 | 19 | 35.122 | 1:30.094 | 19 | 42.510 | 1:28.292 |
| 55 | 12.345 | 1:46.944 | 1 | 19.192 | 1:29.483 | 23 | 26.981 | 1:29.002 | 55 | 35.632 | 1:29.566 | 55 | 43.306 | 1:28.578 |
| 70 | 13.092 | 1:47.691 | 23 | 19.837 | 1:28.602 | 55 | 27.325 | 1:30.173 | 46 | 36.436 | 1:29.792 | 46 | 43.663 | 1:28.131 |
| 1 | 13.268 | 1:47.867 | 46 | 20.494 | 1:29.506 | 46 | 27.903 | 1:29.267 | 70 | 37.004 | 1:29.816 | 70 | 44.218 | 1:28.118 |
| 46 | 14.547 | 1:49.146 | 70 | 21.053 | 1:31.520 | 10 | 28.037 | 1:28.212 | 10 | 37.598 | 1:30.820 | 10 | 44.708 | 1:28.014 |
| 23 | 14.794 | 1:49.393 | 10 | 21.683 | 1:29.516 | 70 | 28.447 | 1:29.252 | 22 | 39.970 | 1:27.695 | 22 | 45.191 | 1:26.125 |
| 10 | 15.726 | 1:50.325 | 22 | 27.184 | 1:32.723 | 22 | 33.534 | 1:28.208 | 91 | 51.423 | 1:34.588 | 91 | 1:02.993 | 1:32.474 |
| 91 | 17.566 | 1:52.165 | 91 | 28.278 | 1:34.271 | 91 | 38.094 | 1:31.674 | 25 | 57.035 | 1:34.691 | 25 | 1:08.648 | 1:32.517 |
| 25 | 17.883 | 1:52.482 | 25 | 30.410 | 1:36.086 | 25 | 43.603 | 1:35.051 | 6 | 57.695 | 1:34.992 | 6 | 1:08.915 | 1:32.124 |
| 22 | 18.020 | 1:52.619 | 26 | 30.661 | 1:35.480 | 6 | 43.962 | 1:34.505 | 26 | 58.441 | 1:35.256 | 26 | 1:09.318 | 1:31.781 |
| 26 | 18.740 | 1:53.339 | 6 | 31.315 | 1:35.074 | 26 | 44.444 | 1:35.641 | 23 | 1:08.779 | 2:03.057 | | | |
| 6 | 19.800 | 1:54.399 | 18 | 41.867 | 1:40.958 | 18 | 57.454 | 1:37.445 | 18 | 1:14.064 | 1:37.869 | | | |
| 18 | 24.468 | 1:59.067 | | | | | | | | | | | | |
| 14 | 35.360 | 2:09.959 | | | | | | | | | | | | |

DUNLOP Radical Club Cup
RACE 6 - LAP CHART

| Lap 6 | | | Lap 7 | | | Lap 8 | | | Lap 9 | | | Lap 10 | | |
|-------|----------|----------|-------|--------|----------|-------|----------|----------|-------|----------|------------|--------|----------|----------|
| No | Behind | Laptime | No | Behind | Laptime | No | Behind | Laptime | No | Behind | Laptime | No | Behind | Laptime |
| 5 | | 1:21.240 | 5 | | 1:21.664 | 5 | | 1:23.405 | 5 | | 1:21.174 | 5 | | 1:22.117 |
| 3 | 1.826 | 1:22.025 | 3 | 2.363 | 1:22.201 | 91 | 1 LAP | 1:32.380 | 3 | 4.286 | 1:22.163 | 3 | 4.941 | 1:22.772 |
| 18 | 1 LAP | 1:39.248 | 95 | 27.098 | 1:25.245 | 3 | 3.297 | 1:24.339 | 91 | 1 LAP | 1:32.356 | 26 | 1 LAP | 1:30.310 |
| 95 | 23.517 | 1:24.397 | 18 | 1 LAP | 1:38.135 | 25 | 1 LAP | 1:31.732 | 26 | 1 LAP | 1:28.657 | 25 | 1 LAP | 1:30.263 |
| 81 | 27.294 | 1:24.540 | 81 | 30.327 | 1:24.697 | 6 | 1 LAP | 1:32.249 | 25 | 1 LAP | 1:30.976 | 91 | 1 LAP | 1:33.050 |
| 2 | 32.906 | 1:26.230 | 2 | 37.677 | 1:26.435 | 26 | 1 LAP | 1:32.360 | 6 | 1 LAP | 1:32.022 | 6 | 1 LAP | 1:31.939 |
| 33 | 38.956 | 1:28.974 | 33 | 46.140 | 1:28.848 | 95 | 27.965 | 1:24.272 | 95 | 31.036 | 1:24.245 | 95 | 33.780 | 1:24.861 |
| 69 | 39.239 | 1:31.325 | 42 | 47.223 | 1:26.189 | 81 | 32.306 | 1:25.384 | 81 | 36.602 | 1:25.470 | 81 | 40.498 | 1:26.013 |
| 42 | 42.698 | 1:25.882 | 1 | 49.116 | 1:24.997 | 18 | 1 LAP | 1:37.050 | 2 | 47.382 | 1:27.056 | 2 | 53.442 | 1:28.177 |
| 59 | 45.012 | 1:26.537 | 59 | 51.518 | 1:28.170 | 2 | 41.500 | 1:27.228 | 18 | 1 LAP | 1:35.240 | 42 | 1:00.210 | 1:26.729 |
| 1 | 45.783 | 1:25.016 | 19 | 51.969 | 1:26.174 | 42 | 51.496 | 1:27.678 | 42 | 55.598 | 1:25.276 | 1 | 1:00.596 | 1:26.777 |
| 19 | 47.459 | 1:26.189 | 69 | 53.841 | 1:36.266 | 1 | 51.905 | 1:26.194 | 1 | 55.936 | 1:25.205 | 19 | 1:06.479 | 1:28.264 |
| 55 | 50.177 | 1:28.111 | 46 | 55.835 | 1:27.043 | 33 | 52.772 | 1:30.037 | 33 | 59.713 | 1:28.115 | 33 | 1:08.290 | 1:30.694 |
| 46 | 50.456 | 1:28.033 | 55 | 56.661 | 1:28.148 | 19 | 55.433 | 1:26.869 | 19 | 1:00.332 | 1:26.073 | 59 | 1:08.910 | 1:29.636 |
| 37 | 51.258 | 1:30.987 | 37 | 58.443 | 1:28.849 | 59 | 55.500 | 1:27.387 | 59 | 1:01.391 | 1:27.065 | 18 | 1 LAP | 1:40.172 |
| 10 | 51.632 | 1:28.164 | 10 | 58.629 | 1:28.661 | 46 | 1:00.443 | 1:28.013 | 46 | 1:07.262 | 1:27.993 | 70 | 1:14.930 | 1:28.967 |
| 70 | 52.170 | 1:29.192 | 70 | 59.105 | 1:28.599 | 55 | 1:00.931 | 1:27.675 | 70 | 1:08.080 | 1:26.736 | 10 | 1:15.379 | 1:27.293 |
| 22 | 52.245 | 1:28.294 | 22 | 59.545 | 1:28.964 | 10 | 1:01.787 | 1:26.563 | 10 | 1:10.203 | 1:29.590 | 46 | 1:15.908 | 1:30.763 |
| 91 | 1:13.778 | 1:32.025 | | | | 70 | 1:02.518 | 1:26.818 | 55 | 1:13.310 | 1:33.553 | 55 | 1:18.673 | 1:27.480 |
| 25 | 1:18.570 | 1:31.162 | | | | 22 | 1:05.480 | 1:29.340 | 37 | 1:16.436 | 1:31.419 | | | |
| 6 | 1:18.887 | 1:31.212 | | | | 37 | 1:06.191 | 1:31.153 | 22 | 1:18.908 | 1:34.602 | | | |
| 26 | 1:19.406 | 1:31.328 | | | | | | | 69 | 1 LAP | 3:12.232 P | | | |

DUNLOP Radical Club Cup
RACE 6 - LAP CHART

| Lap 11 | | | Lap 12 | | | Lap 13 | | | Lap 14 | | | Lap 15 | | |
|--------|----------|----------|--------|----------|----------|--------|----------|------------|--------|----------|----------|--------|----------|----------|
| No | Behind | Laptime | No | Behind | Laptime | No | Behind | Laptime | No | Behind | Laptime | No | Behind | Laptime |
| 5 | | 1:24.000 | 5 | | 1:26.929 | 5 | | 1:26.398 | 5 | | 1:24.255 | 3 | | 1:22.120 |
| 37 | 1 LAP | 1:31.625 | 18 | 2 LAPS | 1:41.258 | 3 | 3.041 | 1:23.922 | 3 | 1.892 | 1:23.106 | 5 | 0.009 | 1:24.021 |
| 22 | 1 LAP | 1:29.545 | 3 | 5.517 | 1:27.136 | 18 | 2 LAPS | 1:38.018 | 46 | 1 LAP | 1:28.560 | 33 | 1 LAP | 1:29.675 |
| 3 | 5.310 | 1:24.369 | 22 | 1 LAP | 1:34.144 | 22 | 1 LAP | 1:53.052 P | 37 | 2 LAPS | 2:39.587 | 46 | 1 LAP | 1:26.387 |
| 26 | 1 LAP | 1:33.029 | 37 | 1 LAP | 1:55.269 | 95 | 46.463 | 1:28.324 | 18 | 2 LAPS | 1:37.112 | 18 | 2 LAPS | 1:34.939 |
| 25 | 1 LAP | 1:35.845 | 26 | 1 LAP | 1:35.859 | 26 | 1 LAP | 1:34.542 | 95 | 47.949 | 1:25.741 | 95 | 49.249 | 1:25.312 |
| 91 | 1 LAP | 1:36.395 | 95 | 44.537 | 1:33.144 | 6 | 1 LAP | 1:31.791 | 81 | 56.993 | 1:28.272 | 81 | 1:01.714 | 1:28.733 |
| 6 | 1 LAP | 1:33.409 | 91 | 1 LAP | 1:37.849 | 81 | 52.976 | 1:29.904 | 26 | 1 LAP | 1:33.753 | 6 | 1 LAP | 1:31.299 |
| 95 | 38.322 | 1:28.542 | 6 | 1 LAP | 1:38.042 | 91 | 1 LAP | 1:34.349 | 6 | 1 LAP | 1:30.508 | 26 | 1 LAP | 1:33.868 |
| 81 | 46.260 | 1:29.762 | 25 | 1 LAP | 1:39.819 | 25 | 1 LAP | 1:38.152 | 91 | 1 LAP | 1:31.901 | 91 | 1 LAP | 1:32.884 |
| 2 | 1:00.054 | 1:30.612 | 81 | 49.470 | 1:30.139 | 2 | 1:03.651 | 1:27.787 | 2 | 1:08.087 | 1:28.691 | 42 | 1:12.159 | 1:25.815 |
| 42 | 1:06.101 | 1:29.891 | 2 | 1:02.262 | 1:29.137 | 42 | 1:09.001 | 1:27.653 | 42 | 1:10.356 | 1:25.610 | 2 | 1:12.464 | 1:28.389 |
| 1 | 1:07.280 | 1:30.684 | 42 | 1:07.746 | 1:28.574 | 1 | 1:12.103 | 1:28.284 | 25 | 1 LAP | 1:37.329 | 1 | 1:12.616 | 1:23.804 |
| 19 | 1:12.807 | 1:30.328 | 1 | 1:10.217 | 1:29.866 | 19 | 1:16.642 | 1:27.521 | 1 | 1:12.824 | 1:24.976 | 69 | 3 LAPS | 1:25.651 |
| 59 | 1:16.027 | 1:31.117 | 19 | 1:15.519 | 1:29.641 | 69 | 3 LAPS | 1:26.755 | 19 | 1:19.466 | 1:27.079 | 10 | 1:21.879 | 1:25.725 |
| 33 | 1:16.639 | 1:32.349 | 69 | 3 LAPS | 4:08.205 | 10 | 1:18.247 | 1:25.891 | 69 | 3 LAPS | 1:26.973 | 19 | 1:23.129 | 1:27.675 |
| 10 | 1:19.895 | 1:28.516 | 59 | 1:17.255 | 1:28.157 | 59 | 1:18.293 | 1:27.436 | 10 | 1:20.166 | 1:26.174 | 70 | 1:23.227 | 1:25.776 |
| 70 | 1:20.632 | 1:29.702 | 10 | 1:18.754 | 1:25.788 | 70 | 1:19.940 | 1:25.874 | 70 | 1:21.463 | 1:25.778 | 25 | 1 LAP | 1:35.396 |
| 55 | 1:23.208 | 1:28.535 | 33 | 1:19.967 | 1:30.257 | 55 | 1:22.169 | 1:25.753 | 59 | 1:21.534 | 1:27.496 | | | |
| 46 | 1:24.078 | 1:32.170 | 70 | 1:20.464 | 1:26.761 | 33 | 1:23.270 | 1:29.701 | 55 | 1:23.600 | 1:25.686 | | | |
| | | | 55 | 1:22.814 | 1:26.535 | | | | | | | | | |
| | | | 46 | 1:25.639 | 1:28.490 | | | | | | | | | |

**DUNLOP Radical Club Cup
RACE 6 - LAP CHART**

| Lap 16 | | |
|--------|--------|----------|
| No | Behind | Laptime |
| 3 | | 1:24.529 |
| 59 | 1 LAP | 1:27.759 |
| 22 | 3 LAPS | 4:47.174 |

DUNLOP Mini Se7en Championship

QUALIFYING - RACE 3 - CLASSIFICATION

| POS | NO | CL | NAME | ENTRY | TIME | ON | LAPS | GAP | DIFF | MPH |
|-----|----|----|------------------|------------------------------|----------|----|------|--------|-------|-------|
| 1 | 2 | S7 | Paul THOMPSON | Rover Mini | 1:44.617 | 5 | 8 | | | 73.12 |
| 2 | 11 | S7 | Kane ASTIN | Mini Seven | 1:45.992 | 5 | 8 | 1.375 | 1.375 | 72.17 |
| 3 | 5 | S7 | Niven BURGE | Altered Image Vickers Mini 7 | 1:46.253 | 7 | 8 | 1.636 | 0.261 | 71.99 |
| 4 | 1 | S7 | Max HUNTER | Mini | 1:46.368 | 3 | 8 | 1.751 | 0.115 | 71.92 |
| 5 | 4 | S7 | Ian DEVINY | Rover Mini | 1:46.741 | 5 | 8 | 2.124 | 0.373 | 71.66 |
| 6 | 7 | S7 | Dick HUNTER | Mini Seven | 1:47.070 | 5 | 8 | 2.453 | 0.329 | 71.44 |
| 7 | 16 | S7 | James WINNIFRITH | Mini Se7en | 1:47.663 | 7 | 7 | 3.046 | 0.593 | 71.05 |
| 8 | 9 | S7 | James COULSON | Mini Se7en | 1:48.126 | 4 | 8 | 3.509 | 0.463 | 70.75 |
| 9 | 35 | S7 | Paul SPARK | Rover Mini | 1:48.349 | 3 | 7 | 3.732 | 0.223 | 70.60 |
| 10 | 29 | S7 | Jabez DYER | Mini | 1:48.827 | 4 | 5 | 4.210 | 0.478 | 70.29 |
| 11 | 28 | S7 | Neil ROBINS | Austin Mini | 1:48.917 | 6 | 7 | 4.300 | 0.090 | 70.23 |
| 12 | 36 | S7 | Damon ASTIN | Mini Seven | 1:49.581 | 7 | 7 | 4.964 | 0.664 | 69.81 |
| 13 | 52 | S7 | Nathan BURGE | Altered Image Vickers Mini 7 | 1:49.932 | 6 | 7 | 5.315 | 0.351 | 69.58 |
| 14 | 34 | S7 | Anthony TOWEY | Mini | 1:50.443 | 7 | 7 | 5.826 | 0.511 | 69.26 |
| 15 | 58 | S7 | Evan JONES | Rover Mini | 1:54.829 | 7 | 7 | 10.212 | 4.386 | 66.62 |
| 16 | 33 | S7 | Geoff TAYLOR | Mini Se7en | 1:55.641 | 7 | 7 | 11.024 | 0.812 | 66.15 |

Weather / Track : Cloudy / Dry

These results are provisional until the conclusion of any judicial and technical matters.

Croft
Circuit Length = 2.1250 miles
Start: 10:19 End: 10:37

| | | |
|-------------------|--|--------------|
| Clerk of Course : | | Timekeeper : |
|-------------------|--|--------------|

DUNLOP Mini Se7en Championship

QUALIFYING - RACE 3 - LAP ANALYSIS

| | | | | | | | |
|-----------|-------------------------|----------|---------------------|------------------------------|-----------------|----------|---------------------|
| 1 | Max HUNTER | | | Mini | | | |
| 1 - | 1:47.545 | + 1.177 | 10:23:20.597 | 5 - | 1:46.760 | + 0.392 | 10:30:27.061 |
| 2 - | 1:46.551 | + 0.183 | 10:25:07.148 | 6 - | 1:46.927 | + 0.559 | 10:32:13.988 |
| 3 - | 1:46.368 | | 10:26:53.516 | 7 - | 1:46.580 | + 0.212 | 10:34:00.568 |
| 4 - | 1:46.785 | + 0.417 | 10:28:40.301 | 8 - | 1:46.608 | + 0.240 | 10:35:47.176 |
| 2 | Paul THOMPSON | | | Rover Mini | | | |
| 1 - | 1:47.705 | + 3.088 | 10:23:35.460 | 5 - | 1:44.617 | | 10:30:36.599 |
| 2 - | 1:46.374 | + 1.757 | 10:25:21.834 | 6 - | 1:45.820 | + 1.203 | 10:32:22.419 |
| 3 - | 1:45.464 | + 0.847 | 10:27:07.298 | 7 - | 1:44.983 | + 0.366 | 10:34:07.402 |
| 4 - | 1:44.684 | + 0.067 | 10:28:51.982 | 8 - | 1:55.198 | + 10.581 | 10:36:02.600 |
| 4 | Ian DEVINY | | | Rover Mini | | | |
| 1 - | 1:48.581 | + 1.840 | 10:23:23.351 | 5 - | 1:46.741 | | 10:30:30.850 |
| 2 - | 1:46.904 | + 0.163 | 10:25:10.255 | 6 - | 1:47.264 | + 0.523 | 10:32:18.114 |
| 3 - | 1:46.801 | + 0.060 | 10:26:57.056 | 7 - | 1:47.720 | + 0.979 | 10:34:05.834 |
| 4 - | 1:47.053 | + 0.312 | 10:28:44.109 | 8 - | 1:47.070 | + 0.329 | 10:35:52.904 |
| 5 | Niven BURGE | | | Altered Image Vickers Mini 7 | | | |
| 1 - | 1:47.804 | + 1.551 | 10:23:21.641 | 5 - | 1:46.991 | + 0.738 | 10:30:28.862 |
| 2 - | 1:47.079 | + 0.826 | 10:25:08.720 | 6 - | 1:54.346 | + 8.093 | 10:32:23.208 |
| 3 - | 1:46.891 | + 0.638 | 10:26:55.611 | 7 - | 1:46.253 | | 10:34:09.461 |
| 4 - | 1:46.260 | + 0.007 | 10:28:41.871 | 8 - | 1:46.585 | + 0.332 | 10:35:56.046 |
| 7 | Dick HUNTER | | | Mini Seven | | | |
| 1 - | 1:48.541 | + 1.471 | 10:23:22.059 | 5 - | 1:47.070 | | 10:30:31.508 |
| 2 - | 1:47.335 | + 0.265 | 10:25:09.394 | 6 - | 1:47.717 | + 0.647 | 10:32:19.225 |
| 3 - | 1:47.634 | + 0.564 | 10:26:57.028 | 7 - | 1:47.422 | + 0.352 | 10:34:06.647 |
| 4 - | 1:47.410 | + 0.340 | 10:28:44.438 | 8 - | 1:47.557 | + 0.487 | 10:35:54.204 |
| 9 | James COULSON | | | Mini Se7en | | | |
| 1 - | 1:48.683 | + 0.557 | 10:23:30.700 | 5 - | 1:49.950 | + 1.824 | 10:30:47.407 |
| 2 - | 1:48.993 | + 0.867 | 10:25:19.693 | 6 - | 1:49.076 | + 0.950 | 10:32:36.483 |
| 3 - | 1:49.638 | + 1.512 | 10:27:09.331 | 7 - | 1:48.673 | + 0.547 | 10:34:25.156 |
| 4 - | 1:48.126 | | 10:28:57.457 | 8 - | 1:49.677 | + 1.551 | 10:36:14.833 |
| 11 | Kane ASTIN | | | Mini Seven | | | |
| 1 - | 1:46.932 | + 0.940 | 10:23:27.863 | 5 - | 1:45.992 | | 10:30:38.925 |
| 2 - | 1:46.985 | + 0.993 | 10:25:14.848 | 6 - | 1:46.729 | + 0.737 | 10:32:25.654 |
| 3 - | 1:46.103 | + 0.111 | 10:27:00.951 | 7 - | 1:46.329 | + 0.337 | 10:34:11.983 |
| 4 - | 1:51.982 | + 5.990 | 10:28:52.933 | 8 - | 1:46.160 | + 0.168 | 10:35:58.143 |
| 16 | James WINNIFRITH | | | Mini Se7en | | | |
| 1 - | 2:01.094 | + 13.431 | 10:24:02.455 | 5 - | 1:48.992 | + 1.329 | 10:31:17.850 |
| 2 - | 1:48.986 | + 1.323 | 10:25:51.441 | 6 - | 1:49.142 | + 1.479 | 10:33:06.992 |
| 3 - | 1:48.866 | + 1.203 | 10:27:40.307 | 7 - | 1:47.663 | | 10:34:54.655 |
| 4 - | 1:48.551 | + 0.888 | 10:29:28.858 | | | | |
| 28 | Neil ROBINS | | | Austin Mini | | | |
| 1 - | 1:52.261 | + 3.344 | 10:23:38.633 | 5 - | 1:49.492 | + 0.575 | 10:30:56.669 |
| 2 - | 1:49.476 | + 0.559 | 10:25:28.109 | 6 - | 1:48.917 | | 10:32:45.586 |
| 3 - | 1:49.505 | + 0.588 | 10:27:17.614 | 7 - | 1:49.280 | + 0.363 | 10:34:34.866 |
| 4 - | 1:49.563 | + 0.646 | 10:29:07.177 | | | | |
| 29 | Jabez DYER | | | Mini | | | |
| 1 - | 1:49.739 | + 0.912 | 10:28:56.600 | 4 - | 1:48.827 | | 10:34:24.627 |
| 2 - | 1:49.756 | + 0.929 | 10:30:46.356 | 5 - | 1:49.377 | + 0.550 | 10:36:14.004 |
| 3 - | 1:49.444 | + 0.617 | 10:32:35.800 | | | | |
| 33 | Geoff TAYLOR | | | Mini Se7en | | | |
| 1 - | 2:03.932 | + 8.291 | 10:23:59.441 | 5 - | 1:57.555 | + 1.914 | 10:31:51.142 |
| 2 - | 1:58.301 | + 2.660 | 10:25:57.742 | 6 - | 1:58.442 | + 2.801 | 10:33:49.584 |

Croft
Circuit Length = 2.1250 miles
Start: 10:19 End: 10:37


Weather / Track : Cloudy / Dry

DUNLOP Mini Se7en Championship
QUALIFYING - RACE 3 - LAP ANALYSIS

| | | | | | | | |
|-----------|----------------------|----------|---------------------|------------------------------|-----------------|---------|---------------------|
| 3 - | 1:58.284 | + 2.643 | 10:27:56.026 | 7 - | 1:55.641 | | 10:35:45.225 |
| 4 - | 1:57.561 | + 1.920 | 10:29:53.587 | | | | |
| 34 | Anthony TOWEY | | | Mini | | | |
| 1 - | 1:57.504 | + 7.061 | 10:23:58.077 | 5 - | 1:51.491 | + 1.048 | 10:31:24.218 |
| 2 - | 1:52.520 | + 2.077 | 10:25:50.597 | 6 - | 1:50.883 | + 0.440 | 10:33:15.101 |
| 3 - | 1:50.985 | + 0.542 | 10:27:41.582 | 7 - | 1:50.443 | | 10:35:05.544 |
| 4 - | 1:51.145 | + 0.702 | 10:29:32.727 | | | | |
| 35 | Paul SPARK | | | Rover Mini | | | |
| 1 - | 1:49.217 | + 0.868 | 10:23:40.333 | 5 - | 1:48.711 | + 0.362 | 10:31:09.293 |
| 2 - | 1:48.433 | + 0.084 | 10:25:28.766 | 6 - | 1:55.180 | + 6.831 | 10:33:04.473 |
| 3 - | 1:48.349 | | 10:27:17.115 | 7 - | 1:49.074 | + 0.725 | 10:34:53.547 |
| 4 - | 2:03.467 | + 15.118 | 10:29:20.582 | | | | |
| 36 | Damon ASTIN | | | Mini Seven | | | |
| 1 - | 1:55.215 | + 5.634 | 10:23:52.567 | 5 - | 1:52.431 | + 2.850 | 10:31:20.364 |
| 2 - | 1:53.250 | + 3.669 | 10:25:45.817 | 6 - | 1:50.226 | + 0.645 | 10:33:10.590 |
| 3 - | 1:51.502 | + 1.921 | 10:27:37.319 | 7 - | 1:49.581 | | 10:35:00.171 |
| 4 - | 1:50.614 | + 1.033 | 10:29:27.933 | | | | |
| 52 | Nathan BURGE | | | Altered Image Vickers Mini 7 | | | |
| 1 - | 1:58.457 | + 8.525 | 10:23:55.389 | 5 - | 1:51.007 | + 1.075 | 10:31:23.209 |
| 2 - | 1:52.867 | + 2.935 | 10:25:48.256 | 6 - | 1:49.932 | | 10:33:13.141 |
| 3 - | 1:51.936 | + 2.004 | 10:27:40.192 | 7 - | 1:49.933 | + 0.001 | 10:35:03.074 |
| 4 - | 1:52.010 | + 2.078 | 10:29:32.202 | | | | |
| 58 | Evan JONES | | | Rover Mini | | | |
| 1 - | 1:59.763 | + 4.934 | 10:24:03.701 | 5 - | 1:57.126 | + 2.297 | 10:31:51.233 |
| 2 - | 1:57.937 | + 3.108 | 10:26:01.638 | 6 - | 1:55.961 | + 1.132 | 10:33:47.194 |
| 3 - | 1:55.354 | + 0.525 | 10:27:56.992 | 7 - | 1:54.829 | | 10:35:42.023 |
| 4 - | 1:57.115 | + 2.286 | 10:29:54.107 | | | | |

DUNLOP Mini Se7en Championship

RACE 3 - GRID

| | | |
|--|-----------------------------------|--------------------------------|
| ROW 8 | 1:54.829 58 Evan JONES | 1:55.641 33 Geoff TAYLOR |
| ROW 7 | 1:49.932 52 Nathan BURGE | 1:50.443 34 Anthony TOWEY |
| ROW 6 | 1:48.917 28 Neil ROBINS | 1:49.581 36 Damon ASTIN |
| ROW 5 | 1:48.349 35 Paul SPARK | 1:48.827 29 Jabez DYER |
| ROW 4 | 1:47.663 16 James WINNIFRITH | 1:48.126 9 James COULSON |
| ROW 3 | 1:46.741 4 Ian DEVINY | 1:47.070 7 Dick HUNTER |
| ROW 2 | 1:46.253 5 Niven BURGE | 1:46.368 1 Max HUNTER |
| ROW 1 | 1:44.617 2 Paul THOMPSON | 1:45.992 11 Kane ASTIN |
| Pole | | |
|  | | |

Croft
Circuit Length = 2.1250 miles

These results are provisional until the conclusion of any judicial and technical matters.

| | | |
|-------------------|--|--------------|
| Clerk of Course : | | Timekeeper : |
| | | |

DUNLOP Mini Se7en Championship

RACE 3 - CLASSIFICATION

| POS | NO | CL | NAME | ENTRY | LAPS | TIME | GAP | DIFF | MPH | BEST | ON |
|----------------|----|----|-------------------------|------------------------------|------|-----------|-----------------|--------|-----------|------------|----|
| 1 | 2 | S7 | Paul THOMPSON | Rover Mini | 10 | 18:45.745 | | | 67.95 | 1:49.030 | 9 |
| 2 | 1 | S7 | Max HUNTER | Mini | 10 | 18:49.427 | 3.682 | 3.682 | 67.73 | 1:49.292 | 10 |
| 3 | 11 | S7 | Kane ASTIN | Mini Seven | 10 | 19:04.284 | 18.539 | 14.857 | 66.85 | 1:51.594 | 9 |
| 4 | 7 | S7 | Dick HUNTER | Mini Seven | 10 | 19:22.503 | 36.758 | 18.219 | 65.80 | 1:50.204 | 10 |
| 5 | 4 | S7 | Ian DEVINY | Rover Mini | 10 | 19:23.166 | 37.421 | 0.663 | 65.76 | 1:50.172 | 10 |
| 6 | 9 | S7 | James COULSON | Mini Se7en | 10 | 19:23.713 | 37.968 | 0.547 | 65.73 | 1:50.201 | 10 |
| 7 | 29 | S7 | Jabez DYER | Mini | 10 | 19:32.424 | 46.679 | 8.711 | 65.25 | 1:49.928 | 10 |
| 8 | 35 | S7 | Paul SPARK | Rover Mini | 10 | 19:33.645 | 47.900 | 1.221 | 65.18 | 1:49.870 | 10 |
| 9 | 5 | S7 | Niven BURGE | Altered Image Vickers Mini 7 | 10 | 19:36.121 | 50.376 | 2.476 | 65.04 | 1:50.156 | 10 |
| 10 | 28 | S7 | Neil ROBINS | Austin Mini | 10 | 19:47.570 | 1:01.825 | 11.449 | 64.41 | 1:52.514 | 9 |
| 11 | 52 | S7 | Nathan BURGE | Altered Image Vickers Mini 7 | 10 | 20:09.638 | 1:23.893 | 22.068 | 63.24 | 1:53.203 | 10 |
| 12 | 34 | S7 | Anthony TOWEY | Mini | 10 | 20:10.757 | 1:25.012 | 1.119 | 63.18 | 1:52.502 | 9 |
| 13 | 58 | S7 | Evan JONES | Rover Mini | 9 | 18:48.151 | 1 lap | 1 lap | 61.02 | 1:59.425 | 9 |
| 14 | 33 | S7 | Geoff TAYLOR | Mini Se7en | 9 | 18:49.625 | 1 lap | 1.474 | 60.95 | 1:59.481 | 9 |
| NOT CLASSIFIED | | | | | | | | | | | |
| DNF | 16 | S7 | James WINNIFRITH | Mini Se7en | 1 | 2:10.470 | 9 laps | 8 laps | 58.63 | 2:10.470 | 1 |
| FASTEST LAP | | | | | | | | | | | |
| | 2 | S7 | Paul THOMPSON | Rover Mini | 9 | 1:49.030 | | | 70.16 mph | 112.91 kph | |

Car 28 - 10 seconds added for False Start

Weather / Track : Cloudy / Damp

These results are provisional until the conclusion of any judicial and technical matters.

Croft
Circuit Length = 2.1250 miles
Start: 16:09 End: 16:29

Clerk of Course :

Timekeeper :

DUNLOP Mini Se7en Championship

RACE 3 - LAP CHART

| Lap 1 | | | Lap 2 | | | Lap 3 | | | Lap 4 | | | Lap 5 | | |
|-------|--------|----------|-------|--------|----------|-------|--------|----------|-------|--------|----------|-------|----------|----------|
| No | Behind | Laptime | No | Behind | Laptime | No | Behind | Laptime | No | Behind | Laptime | No | Behind | Laptime |
| 1 | | 2:02.355 | 1 | | 1:54.821 | 2 | | 1:54.893 | 2 | | 1:52.886 | 2 | | 1:51.511 |
| 11 | 0.884 | 2:03.239 | 2 | 0.133 | 1:53.861 | 1 | 0.421 | 1:55.447 | 1 | 0.502 | 1:52.967 | 1 | 1.316 | 1:52.325 |
| 2 | 1.093 | 2:03.448 | 11 | 1.776 | 1:55.713 | 11 | 2.052 | 1:55.302 | 11 | 3.076 | 1:53.910 | 11 | 5.227 | 1:53.662 |
| 7 | 6.171 | 2:08.526 | 7 | 11.387 | 2:00.037 | 7 | 15.546 | 1:59.185 | 7 | 19.986 | 1:57.326 | 7 | 24.646 | 1:56.171 |
| 16 | 8.115 | 2:10.470 | 4 | 14.076 | 2:00.359 | 4 | 18.461 | 1:59.411 | 4 | 22.455 | 1:56.880 | 4 | 26.591 | 1:55.647 |
| 5 | 8.117 | 2:10.472 | 9 | 15.556 | 2:01.605 | 9 | 18.720 | 1:58.190 | 9 | 22.945 | 1:57.111 | 9 | 26.997 | 1:55.563 |
| 4 | 8.538 | 2:10.893 | 28 | 18.533 | 2:02.044 | 28 | 23.904 | 2:00.397 | 28 | 28.675 | 1:57.657 | 28 | 33.814 | 1:56.650 |
| 9 | 8.772 | 2:11.127 | 35 | 19.732 | 2:03.815 | 35 | 24.861 | 2:00.155 | 35 | 30.430 | 1:58.455 | 35 | 35.982 | 1:57.063 |
| 35 | 10.738 | 2:13.093 | 5 | 21.835 | 2:08.539 | 5 | 26.643 | 1:59.834 | 5 | 32.180 | 1:58.423 | 5 | 37.059 | 1:56.390 |
| 28 | 11.310 | 2:13.665 | 52 | 27.262 | 2:06.528 | 29 | 31.898 | 1:58.079 | 29 | 35.503 | 1:56.491 | 29 | 38.047 | 1:54.055 |
| 52 | 15.555 | 2:17.910 | 29 | 28.845 | 2:02.173 | 52 | 35.769 | 2:03.533 | 52 | 44.869 | 2:01.986 | 52 | 53.317 | 1:59.959 |
| 58 | 19.886 | 2:22.241 | 34 | 35.259 | 2:10.090 | 34 | 45.510 | 2:05.277 | 34 | 54.316 | 2:01.692 | 34 | 1:03.081 | 2:00.276 |
| 34 | 19.990 | 2:22.345 | 58 | 35.708 | 2:10.643 | 58 | 45.838 | 2:05.156 | 33 | 57.183 | 2:03.593 | 58 | 1:09.370 | 2:03.586 |
| 33 | 21.228 | 2:23.583 | 33 | 36.686 | 2:10.279 | 33 | 46.476 | 2:04.816 | 58 | 57.295 | 2:04.343 | 33 | 1:10.344 | 2:04.672 |
| 29 | 21.493 | 2:23.848 | | | | | | | | | | | | |

DUNLOP Mini Se7en Championship

RACE 3 - LAP CHART

| Lap 6 | | | Lap 7 | | | Lap 8 | | | Lap 9 | | | Lap 10 | | |
|-------|----------|----------|-------|----------|----------|-------|----------|----------|-------|----------|----------|--------|----------|----------|
| No | Behind | Laptime | No | Behind | Laptime | No | Behind | Laptime | No | Behind | Laptime | No | Behind | Laptime |
| 2 | | 1:50.708 | 2 | | 1:50.092 | 2 | | 1:49.373 | 2 | | 1:49.030 | 2 | | 1:49.943 |
| 1 | 1.772 | 1:51.164 | 1 | 2.555 | 1:50.875 | 1 | 3.417 | 1:50.235 | 1 | 4.333 | 1:49.946 | 58 | 1 LAP | 1:59.425 |
| 11 | 7.611 | 1:53.092 | 11 | 9.837 | 1:52.318 | 11 | 13.278 | 1:52.814 | 11 | 15.842 | 1:51.594 | 1 | 3.682 | 1:49.292 |
| 7 | 28.456 | 1:54.518 | 7 | 31.646 | 1:53.282 | 7 | 34.418 | 1:52.145 | 7 | 36.497 | 1:51.109 | 33 | 1 LAP | 1:59.481 |
| 4 | 29.820 | 1:53.937 | 4 | 32.915 | 1:53.187 | 4 | 35.787 | 1:52.245 | 4 | 37.192 | 1:50.435 | 11 | 18.539 | 1:52.640 |
| 9 | 30.076 | 1:53.787 | 9 | 33.326 | 1:53.342 | 9 | 36.054 | 1:52.101 | 9 | 37.710 | 1:50.686 | 7 | 36.758 | 1:50.204 |
| 28 | 38.054 | 1:54.948 | 28 | 42.210 | 1:54.248 | 29 | 44.588 | 1:51.750 | 29 | 46.694 | 1:51.136 | 4 | 37.421 | 1:50.172 |
| 35 | 39.940 | 1:54.666 | 29 | 42.211 | 1:52.255 | 28 | 45.407 | 1:52.570 | 35 | 47.973 | 1:50.427 | 9 | 37.968 | 1:50.201 |
| 29 | 40.048 | 1:52.709 | 35 | 43.798 | 1:53.950 | 35 | 46.576 | 1:52.151 | 28 | 48.891 | 1:52.514 | 29 | 46.679 | 1:49.928 |
| 5 | 40.859 | 1:54.508 | 5 | 44.195 | 1:53.428 | 5 | 48.468 | 1:53.646 | 5 | 50.163 | 1:50.725 | 35 | 47.900 | 1:49.870 |
| 52 | 1:01.227 | 1:58.618 | 52 | 1:09.516 | 1:58.381 | 52 | 1:15.975 | 1:55.832 | 52 | 1:20.633 | 1:53.688 | 5 | 50.376 | 1:50.156 |
| 34 | 1:09.090 | 1:56.717 | 34 | 1:13.318 | 1:54.320 | 34 | 1:18.537 | 1:54.592 | 34 | 1:22.009 | 1:52.502 | 28 | 51.825 | 1:52.877 |
| 58 | 1:20.474 | 2:01.812 | 58 | 1:31.549 | 2:01.167 | 58 | 1:41.954 | 1:59.778 | | | | 52 | 1:23.893 | 1:53.203 |
| 33 | 1:21.502 | 2:01.866 | 33 | 1:32.810 | 2:01.400 | 33 | 1:43.372 | 1:59.935 | | | | 34 | 1:25.012 | 1:52.946 |

DDMC Northern Saloon Cars Classes B, C & D

QUALIFYING - RACE 4 - CLASSIFICATION

| POS | NO | CL | NAME | ENTRY | TIME | ON | LAPS | GAP | DIFF | MPH |
|-----|----|----|------------------|--------------------|----------|----|------|--------|--------|-------|
| 1 | 54 | B | Andrew MORRISON | SEAT Cupra | 1:34.679 | 7 | 8 | | | 80.80 |
| 2 | 69 | B | Simon BLANCKLEY | SEAT Leon | 1:34.932 | 7 | 7 | 0.253 | 0.253 | 80.58 |
| 3 | 15 | C | David COX | Peugeot 205 GTI | 1:35.850 | 7 | 9 | 1.171 | 0.918 | 79.81 |
| 4 | 25 | C | Philip HOUSE | Renault Clio Cup | 1:36.064 | 2 | 8 | 1.385 | 0.214 | 79.63 |
| 5 | 86 | C | Chris HUNTLEY | Toyota MR2 Turbo | 1:38.732 | 7 | 8 | 4.053 | 2.668 | 77.48 |
| 6 | 33 | C | Robert BARNES | Vauxhall Corsa 2.0 | 1:39.288 | 6 | 8 | 4.609 | 0.556 | 77.04 |
| 7 | 79 | D | Gavin LEE | Ford Fiesta XR2 | 1:39.604 | 8 | 8 | 4.925 | 0.316 | 76.80 |
| 8 | 51 | H | Malcolm TURNBULL | Triumph TR6 | 1:39.616 | 8 | 8 | 4.937 | 0.012 | 76.79 |
| 9 | 1 | D | Paul MOSS | Citroen Saxo | 1:40.579 | 2 | 3 | 5.900 | 0.963 | 76.06 |
| 10 | 21 | B | Ken HALL | Austin Rover 6R4 | 1:40.867 | 2 | 2 | 6.188 | 0.288 | 75.84 |
| 11 | 44 | B | Mike CUTT | BMW M3 | 1:40.931 | 1 | 2 | 6.252 | 0.064 | 75.79 |
| 12 | 49 | B | Mike WILLIAMSON | BMW E30 325 | 1:41.672 | 4 | 8 | 6.993 | 0.741 | 75.24 |
| 13 | 16 | D | Mick STARKEY | Ford Fiesta XR2 | 1:41.859 | 5 | 7 | 7.180 | 0.187 | 75.10 |
| 14 | 82 | D | David SWALES | Ford XR2 | 1:43.047 | 4 | 8 | 8.368 | 1.188 | 74.23 |
| 15 | 5 | D | Terry WRIGHT | Rover 100 | 1:43.187 | 2 | 2 | 8.508 | 0.140 | 74.13 |
| 16 | 2 | C | Colin HANDY | Peugeot 205 | 1:43.242 | 2 | 3 | 8.563 | 0.055 | 74.09 |
| 17 | 85 | B | Kevin BIRD | SEAT Leon Cupra R | 1:43.252 | 4 | 8 | 8.573 | 0.010 | 74.09 |
| 18 | 70 | C | Mark ARMSTRONG | Rover 200 | 1:44.345 | 6 | 6 | 9.666 | 1.093 | 73.31 |
| 19 | 41 | H | Malcolm DEARNLEY | Morgan 4/4 | 1:44.938 | 4 | 8 | 10.259 | 0.593 | 72.90 |
| 20 | 77 | D | Paul INGRAM | Ford Fiesta | 1:47.093 | 1 | 2 | 12.414 | 2.155 | 71.43 |
| 21 | 37 | D | Helen ALLEN | Ford Fiesta XR2i | 1:57.960 | 2 | 7 | 23.281 | 10.867 | 64.85 |

Weather / Track : Cloudy / Dry

These results are provisional until the conclusion of any judicial and technical matters.

Croft
Circuit Length = 2.1250 miles
Start: 10:39 End: 10:57

| | | |
|-------------------|--|--------------|
| Clerk of Course : | | Timekeeper : |
|-------------------|--|--------------|

DDMC Northern Saloon Cars Calsses B, C & D
QUALIFYING - RACE 4 - LAP ANALYSIS

| | | | | | | | |
|-----------|-------------------------|----------|---------------------|-----|-----------------|----------|---------------------|
| 1 | Paul MOSS | | Citroen Saxo | | | | |
| 1 - | 1:44.208 | + 3.629 | 10:43:34.742 | 3 - | 1:54.676 P | + 14.097 | 10:47:09.997 |
| 2 - | 1:40.579 | | 10:45:15.321 | | | | |
| 2 | Colin HANDY | | Peugeot 205 | | | | |
| 1 - | 1:43.671 | + 0.429 | 10:43:21.045 | 3 - | 1:47.079 P | + 3.837 | 10:46:51.366 |
| 2 - | 1:43.242 | | 10:45:04.287 | | | | |
| 5 | Terry WRIGHT | | Rover 100 | | | | |
| 1 - | 1:49.086 | + 5.899 | 10:43:30.378 | 2 - | 1:43.187 | | 10:45:13.565 |
| 15 | David COX | | Peugeot 205 GTI | | | | |
| 1 - | 1:39.241 | + 3.391 | 10:43:10.447 | 6 - | 1:36.539 | + 0.689 | 10:51:19.487 |
| 2 - | 1:39.463 | + 3.613 | 10:44:49.910 | 7 - | 1:35.850 | | 10:52:55.337 |
| 3 - | 1:38.243 | + 2.393 | 10:46:28.153 | 8 - | 1:36.031 | + 0.181 | 10:54:31.368 |
| 4 - | 1:37.830 | + 1.980 | 10:48:05.983 | 9 - | 1:36.414 | + 0.564 | 10:56:07.782 |
| 5 - | 1:36.965 | + 1.115 | 10:49:42.948 | | | | |
| 16 | Mick STARKEY | | Ford Fiesta XR2 | | | | |
| 1 - | 1:42.192 | + 0.333 | 10:43:15.461 | 5 - | 1:41.859 | | 10:50:04.379 |
| 2 - | 1:42.467 | + 0.608 | 10:44:57.928 | 6 - | 1:43.768 | + 1.909 | 10:51:48.147 |
| 3 - | 1:42.127 | + 0.268 | 10:46:40.055 | 7 - | 2:09.759 P | + 27.900 | 10:53:57.906 |
| 4 - | 1:42.465 | + 0.606 | 10:48:22.520 | | | | |
| 21 | Ken HALL | | Austin Rover 6R4 | | | | |
| 1 - | 1:46.116 | + 5.249 | 10:43:40.387 | 2 - | 1:40.867 | | 10:45:21.254 |
| 25 | Philip HOUSE | | Renault Clio Cup | | | | |
| 1 - | 1:36.502 | + 0.438 | 10:42:58.327 | 5 - | 1:36.267 | + 0.203 | 10:49:37.066 |
| 2 - | 1:36.064 | | 10:44:34.391 | 6 - | 1:58.605 | + 22.541 | 10:51:35.671 |
| 3 - | 1:37.097 | + 1.033 | 10:46:11.488 | 7 - | 1:36.926 | + 0.862 | 10:53:12.597 |
| 4 - | 1:49.311 | + 13.247 | 10:48:00.799 | 8 - | 1:37.483 | + 1.419 | 10:54:50.080 |
| 33 | Robert BARNES | | Vauxhall Corsa 2.0 | | | | |
| 1 - | 1:45.353 | + 6.065 | 10:43:42.424 | 5 - | 1:41.183 | + 1.895 | 10:50:28.104 |
| 2 - | 1:42.686 | + 3.398 | 10:45:25.110 | 6 - | 1:39.288 | | 10:52:07.392 |
| 3 - | 1:41.463 | + 2.175 | 10:47:06.573 | 7 - | 1:41.022 | + 1.734 | 10:53:48.414 |
| 4 - | 1:40.348 | + 1.060 | 10:48:46.921 | 8 - | 1:39.951 | + 0.663 | 10:55:28.365 |
| 37 | Helen ALLEN | | Ford Fiesta XR2i | | | | |
| 1 - | 1:58.628 | + 0.668 | 10:44:09.781 | 5 - | 2:01.852 | + 3.892 | 10:52:10.055 |
| 2 - | 1:57.960 | | 10:46:07.741 | 6 - | 1:58.622 | + 0.662 | 10:54:08.677 |
| 3 - | 2:01.288 | + 3.328 | 10:48:09.029 | 7 - | 1:58.686 | + 0.726 | 10:56:07.363 |
| 4 - | 1:59.174 | + 1.214 | 10:50:08.203 | | | | |
| 41 | Malcolm DEARNLEY | | Morgan 4/4 | | | | |
| 1 - | 1:51.665 | + 6.727 | 10:43:38.367 | 5 - | 1:46.377 | + 1.439 | 10:50:41.792 |
| 2 - | 1:45.760 | + 0.822 | 10:45:24.127 | 6 - | 1:46.626 | + 1.688 | 10:52:28.418 |
| 3 - | 1:46.350 | + 1.412 | 10:47:10.477 | 7 - | 1:45.030 | + 0.092 | 10:54:13.448 |
| 4 - | 1:44.938 | | 10:48:55.415 | 8 - | 1:48.458 | + 3.520 | 10:56:01.906 |
| 44 | Mike CUTT | | BMW M3 | | | | |
| 1 - | 1:40.931 | | 10:43:13.004 | 2 - | 1:45.896 P | + 4.965 | 10:44:58.900 |
| 49 | Mike WILLIAMSON | | BMW E30 325 | | | | |
| 1 - | 1:46.773 | + 5.101 | 10:43:39.982 | 5 - | 1:44.383 | + 2.711 | 10:50:34.754 |
| 2 - | 1:43.906 | + 2.234 | 10:45:23.888 | 6 - | 1:42.086 | + 0.414 | 10:52:16.840 |
| 3 - | 1:44.811 | + 3.139 | 10:47:08.699 | 7 - | 1:41.856 | + 0.184 | 10:53:58.696 |
| 4 - | 1:41.672 | | 10:48:50.371 | 8 - | 1:42.683 | + 1.011 | 10:55:41.379 |
| 51 | Malcolm TURNBULL | | Triumph TR6 | | | | |
| 1 - | 1:41.443 | + 1.827 | 10:43:07.169 | 5 - | 1:41.431 | + 1.815 | 10:49:54.255 |

Croft
Circuit Length = 2.1250 miles
Start: 10:39 End: 10:57


Weather / Track : Cloudy / Dry

DDMC Northern Saloon Cars Calsses B, C & D
QUALIFYING - RACE 4 - LAP ANALYSIS

| | | | | | | | |
|-----------|------------------------|------------|--------------------------|-----|-----------------|----------|---------------------|
| 2 - | 1:43.509 | + 3.893 | 10:44:50.678 | 6 - | 1:43.304 | + 3.688 | 10:51:37.559 |
| 3 - | 1:41.195 | + 1.579 | 10:46:31.873 | 7 - | 1:40.498 | + 0.882 | 10:53:18.057 |
| 4 - | 1:40.951 | + 1.335 | 10:48:12.824 | 8 - | 1:39.616 | | 10:54:57.673 |
| 54 | Andrew MORRISON | | SEAT Cupra | | | | |
| 1 - | 1:41.174 | + 6.495 | 10:43:32.360 | 5 - | 1:34.811 | + 0.132 | 10:49:55.703 |
| 2 - | 1:36.627 | + 1.948 | 10:45:08.987 | 6 - | 1:39.430 | + 4.751 | 10:51:35.133 |
| 3 - | 1:36.956 | + 2.277 | 10:46:45.943 | 7 - | 1:34.679 | | 10:53:09.812 |
| 4 - | 1:34.949 | + 0.270 | 10:48:20.892 | 8 - | 1:35.177 | + 0.498 | 10:54:44.989 |
| 69 | Simon BLANCKLEY | | SEAT Leon | | | | |
| 1 - | 1:41.945 | + 7.013 | 10:45:37.271 | 5 - | 1:35.246 | + 0.314 | 10:52:07.834 |
| 2 - | 1:38.271 | + 3.339 | 10:47:15.542 | 6 - | 1:36.876 | + 1.944 | 10:53:44.710 |
| 3 - | 1:39.938 | + 5.006 | 10:48:55.480 | 7 - | 1:34.932 | | 10:55:19.642 |
| 4 - | 1:37.108 | + 2.176 | 10:50:32.588 | | | | |
| 70 | Mark ARMSTRONG | | Rover 200 | | | | |
| 1 - | 1:48.901 | + 4.556 | 10:43:39.635 | 4 - | 1:47.937 | + 3.592 | 10:52:29.234 |
| 2 - | 2:00.019 P | + 15.674 | 10:45:39.654 | 5 - | 1:45.456 | + 1.111 | 10:54:14.690 |
| 3 - | 5:01.643 | + 3:17.298 | 10:50:41.297 | 6 - | 1:44.345 | | 10:55:59.035 |
| 77 | Paul INGRAM | | Ford Fiesta | | | | |
| 1 - | 1:47.093 | | 10:43:49.182 | 2 - | 1:45.871 P | + -1.222 | 10:45:35.053 |
| 79 | Gavin LEE | | Ford Fiesta XR2 | | | | |
| 1 - | 1:46.148 | + 6.544 | 10:43:45.780 | 5 - | 1:41.013 | + 1.409 | 10:50:32.554 |
| 2 - | 1:42.286 | + 2.682 | 10:45:28.066 | 6 - | 1:39.867 | + 0.263 | 10:52:12.421 |
| 3 - | 1:43.202 | + 3.598 | 10:47:11.268 | 7 - | 1:40.980 | + 1.376 | 10:53:53.401 |
| 4 - | 1:40.273 | + 0.669 | 10:48:51.541 | 8 - | 1:39.604 | | 10:55:33.005 |
| 82 | David SWALES | | Ford XR2 | | | | |
| 1 - | 1:44.916 | + 1.869 | 10:43:50.222 | 5 - | 1:43.750 | + 0.703 | 10:50:43.960 |
| 2 - | 1:43.691 | + 0.644 | 10:45:33.913 | 6 - | 1:44.760 | + 1.713 | 10:52:28.720 |
| 3 - | 1:43.250 | + 0.203 | 10:47:17.163 | 7 - | 1:45.135 | + 2.088 | 10:54:13.855 |
| 4 - | 1:43.047 | | 10:49:00.210 | 8 - | 1:43.109 | + 0.062 | 10:55:56.964 |
| 85 | Kevin BIRD | | SEAT Leon Cupra R | | | | |
| 1 - | 1:44.492 | + 1.240 | 10:43:44.445 | 5 - | 1:45.143 | + 1.891 | 10:50:42.577 |
| 2 - | 1:45.076 | + 1.824 | 10:45:29.521 | 6 - | 1:43.604 | + 0.352 | 10:52:26.181 |
| 3 - | 1:44.661 | + 1.409 | 10:47:14.182 | 7 - | 1:44.207 | + 0.955 | 10:54:10.388 |
| 4 - | 1:43.252 | | 10:48:57.434 | 8 - | 1:43.478 | + 0.226 | 10:55:53.866 |
| 86 | Chris HUNTLEY | | Toyota MR2 Turbo | | | | |
| 1 - | 1:45.761 | + 7.029 | 10:43:40.865 | 5 - | 1:41.996 | + 3.264 | 10:50:25.806 |
| 2 - | 1:43.181 | + 4.449 | 10:45:24.046 | 6 - | 1:39.467 | + 0.735 | 10:52:05.273 |
| 3 - | 1:40.786 | + 2.054 | 10:47:04.832 | 7 - | 1:38.732 | | 10:53:44.005 |
| 4 - | 1:38.978 | + 0.246 | 10:48:43.810 | 8 - | 1:39.853 | + 1.121 | 10:55:23.858 |

DDMC Northern Saloon Cars Calsses B, C & D

RACE 4 - GRID

| | | | |
|--|--------------------------------|---------------------------------|---------------------------------|
| ROW 11 | 1:57.960 37 Helen ALLEN | | |
| ROW 10 | | 1:44.938 41 Malcolm DEARNLEY | 1:47.093 77 Paul INGRAM |
| ROW 9 | 1:43.252 85 Kevin BIRD | | 1:44.345 70 Mark ARMSTRONG |
| ROW 8 | | 1:43.187 5 Terry WRIGHT | 1:43.242 2 Colin HANDY |
| ROW 7 | 1:41.859 16 Mick STARKEY | | 1:43.047 82 David SWALES |
| ROW 6 | | 1:40.931 44 Mike CUTT | 1:41.672 49 Mike WILLIAMSON |
| ROW 5 | 1:40.579 1 Paul MOSS | | 1:40.867 21 Ken HALL |
| ROW 4 | | 1:39.604 79 Gavin LEE | 1:39.616 51 Malcolm TURNBULL |
| ROW 3 | 1:38.732 86 Chris HUNTLEY | | 1:39.288 33 Robert BARNES |
| ROW 2 | | 1:35.850 15 David COX | 1:36.064 25 Philip HOUSE |
| ROW 1 | 1:34.679 54 Andrew MORRISON | | 1:34.932 69 Simon BLANCKLEY |
| Pole | | | |
|  | | | |

Croft
Circuit Length = 2.1250 miles

These results are provisional until the conclusion of any judicial and technical matters.

Clerk of Course :

Timekeeper :

DDMC Northern Saloon Cars Classes B, C & D

RACE 4 - CLASSIFICATION

| POS | NO | CL | NAME | ENTRY | LAPS | TIME | GAP | DIFF | MPH | BEST | ON |
|-----|----|----|------------------|-------------------|------|-----------|----------|----------|-------|----------|----|
| 1 | 54 | B | Andrew MORRISON | SEAT Cupra | 11 | 17:41.337 | | | 79.28 | 1:35.273 | 4 |
| 2 | 69 | B | Simon BLANCKLEY | SEAT Leon | 11 | 17:48.824 | 7.487 | 7.487 | 78.73 | 1:34.223 | 8 |
| 3 | 25 | C | Philip HOUSE | Renault Clio Cup | 11 | 17:54.154 | 12.817 | 5.330 | 78.34 | 1:36.552 | 3 |
| 4 | 15 | C | David COX | Peugeot 205 GTI | 11 | 18:05.279 | 23.942 | 11.125 | 77.53 | 1:36.926 | 11 |
| 5 | 86 | B | Chris HUNTLEY | Toyota MR2 Turbo | 11 | 18:06.128 | 24.791 | 0.849 | 77.47 | 1:36.916 | 5 |
| 6 | 21 | B | Ken HALL | Austin Rover 6R4 | 11 | 18:12.127 | 30.790 | 5.999 | 77.05 | 1:37.168 | 7 |
| 7 | 44 | B | Mike CUTT | BMW M3 | 11 | 18:18.995 | 37.658 | 6.868 | 76.57 | 1:38.164 | 7 |
| 8 | 51 | H | Malcolm TURNBULL | Triumph TR6 | 11 | 18:28.630 | 47.293 | 9.635 | 75.90 | 1:38.143 | 8 |
| 9 | 1 | D | Paul MOSS | Citroen Saxo | 11 | 18:29.658 | 48.321 | 1.028 | 75.83 | 1:37.979 | 8 |
| 10 | 79 | D | Gavin LEE | Ford Fiesta XR2 | 11 | 18:34.677 | 53.340 | 5.019 | 75.49 | 1:39.474 | 11 |
| 11 | 16 | D | Mick STARKEY | Ford Fiesta XR2 | 11 | 19:00.688 | 1:19.351 | 26.011 | 73.77 | 1:41.016 | 8 |
| 12 | 5 | D | Terry WRIGHT | Rover 100 | 11 | 19:08.281 | 1:26.944 | 7.593 | 73.28 | 1:41.944 | 3 |
| 13 | 82 | D | David SWALES | Ford XR2 | 11 | 19:08.999 | 1:27.662 | 0.718 | 73.23 | 1:41.301 | 9 |
| 14 | 49 | B | Mike WILLIAMSON | BMW E30 325 | 11 | 19:11.044 | 1:29.707 | 2.045 | 73.10 | 1:41.869 | 10 |
| 15 | 85 | B | Kevin BIRD | SEAT Leon Cupra R | 11 | 19:24.178 | 1:42.841 | 13.134 | 72.28 | 1:42.670 | 6 |
| 16 | 70 | C | Mark ARMSTRONG | Rover 200 | 10 | 17:43.040 | 1 lap | 1 lap | 71.96 | 1:43.627 | 9 |
| 17 | 2 | C | Colin HANDY | Peugeot 205 | 10 | 19:23.048 | 1 lap | 1:40.008 | 65.77 | 1:50.261 | 3 |
| 18 | 37 | D | Helen ALLEN | Ford Fiesta XR2i | 9 | 18:10.953 | 2 laps | 1 lap | 63.11 | 1:54.703 | 8 |
| 19 | 77 | D | Paul INGRAM | Ford Fiesta | 9 | 18:56.661 | 2 laps | 45.708 | 60.57 | 1:42.188 | 6 |

NOT CLASSIFIED

| | | | | | | | | | | | |
|-----|----|---|---------------|--------------------|---|----------|--------|--------|-------|----------|---|
| DNF | 33 | C | Robert BARNES | Vauxhall Corsa 2.0 | 4 | 7:11.592 | 7 laps | 5 laps | 70.90 | 1:43.828 | 4 |
|-----|----|---|---------------|--------------------|---|----------|--------|--------|-------|----------|---|

FASTEST LAP

| | | | | | | | |
|----|---|------------------|------------------|---|----------|-----------|------------|
| 1 | D | Paul MOSS | Citroen Saxo | 8 | 1:37.979 | 78.07 mph | 125.65 kph |
| 25 | C | Philip HOUSE | Renault Clio Cup | 3 | 1:36.552 | 79.23 mph | 127.51 kph |
| 69 | B | Simon BLANCKLEY | SEAT Leon | 8 | 1:34.223 | 81.19 mph | 130.66 kph |
| 51 | H | Malcolm TURNBULL | Triumph TR6 | 8 | 1:38.143 | 77.94 mph | 125.44 kph |

Weather / Track : Cloudy / Damp

These results are provisional until the conclusion of any judicial and technical matters.

Croft
Circuit Length = 2.1250 miles
Start: 16:40 End: 17:00

| | |
|-------------------|--------------|
| Clerk of Course : | Timekeeper : |
|-------------------|--------------|

DDMC Northern Saloon Cars Classes B, C & D

RACE 4 - CLASSIFICATION - Amended

| POS | NO | CL | NAME | ENTRY | LAPS | TIME | GAP | DIFF | MPH | BEST | ON |
|-----|----|----|------------------|-------------------|------|-----------|----------|----------|-------|----------|----|
| 1 | 54 | B | Andrew MORRISON | SEAT Cupra | 11 | 17:41.337 | | | 79.28 | 1:35.273 | 4 |
| 2 | 25 | C | Philip HOUSE | Renault Clio Cup | 11 | 17:54.154 | 12.817 | 12.817 | 78.34 | 1:36.552 | 3 |
| 3 | 15 | C | David COX | Peugeot 205 GTI | 11 | 18:05.279 | 23.942 | 11.125 | 77.53 | 1:36.926 | 11 |
| 4 | 86 | B | Chris HUNTLEY | Toyota MR2 Turbo | 11 | 18:06.128 | 24.791 | 0.849 | 77.47 | 1:36.916 | 5 |
| 5 | 21 | B | Ken HALL | Austin Rover 6R4 | 11 | 18:12.127 | 30.790 | 5.999 | 77.05 | 1:37.168 | 7 |
| 6 | 44 | B | Mike CUTT | BMW M3 | 11 | 18:18.995 | 37.658 | 6.868 | 76.57 | 1:38.164 | 7 |
| 7 | 51 | H | Malcolm TURNBULL | Triumph TR6 | 11 | 18:28.630 | 47.293 | 9.635 | 75.90 | 1:38.143 | 8 |
| 8 | 1 | D | Paul MOSS | Citroen Saxo | 11 | 18:29.658 | 48.321 | 1.028 | 75.83 | 1:37.979 | 8 |
| 9 | 79 | D | Gavin LEE | Ford Fiesta XR2 | 11 | 18:34.677 | 53.340 | 5.019 | 75.49 | 1:39.474 | 11 |
| 10 | 16 | D | Mick STARKEY | Ford Fiesta XR2 | 11 | 19:00.688 | 1:19.351 | 26.011 | 73.77 | 1:41.016 | 8 |
| 11 | 5 | D | Terry WRIGHT | Rover 100 | 11 | 19:08.281 | 1:26.944 | 7.593 | 73.28 | 1:41.944 | 3 |
| 12 | 82 | D | David SWALES | Ford XR2 | 11 | 19:08.999 | 1:27.662 | 0.718 | 73.23 | 1:41.301 | 9 |
| 13 | 49 | B | Mike WILLIAMSON | BMW E30 325 | 11 | 19:11.044 | 1:29.707 | 2.045 | 73.10 | 1:41.869 | 10 |
| 14 | 85 | B | Kevin BIRD | SEAT Leon Cupra R | 11 | 19:24.178 | 1:42.841 | 13.134 | 72.28 | 1:42.670 | 6 |
| 15 | 70 | C | Mark ARMSTRONG | Rover 200 | 10 | 17:43.040 | 1 lap | 1 lap | 71.96 | 1:43.627 | 9 |
| 16 | 2 | C | Colin HANDY | Peugeot 205 | 10 | 19:23.048 | 1 lap | 1:40.008 | 65.77 | 1:50.261 | 3 |
| 17 | 37 | D | Helen ALLEN | Ford Fiesta XR2i | 9 | 18:10.953 | 2 laps | 1 lap | 63.11 | 1:54.703 | 8 |
| 18 | 77 | D | Paul INGRAM | Ford Fiesta | 9 | 18:56.661 | 2 laps | 45.708 | 60.57 | 1:42.188 | 6 |

NOT CLASSIFIED

| | | | | | | | | | | | |
|-----|----|---|-----------------|--------------------|----|-----------|--------|--------|-------|----------|---|
| DQ | 69 | B | Simon BLANCKLEY | SEAT Leon | 11 | 17:48.824 | 7.487 | 0.000 | 78.73 | | 8 |
| DNF | 33 | C | Robert BARNES | Vauxhall Corsa 2.0 | 4 | 7:11.592 | 7 laps | 7 laps | 70.90 | 1:43.828 | 4 |

FASTEST LAP

| | | | | | | | |
|----|---|------------------|------------------|---|----------|-----------|------------|
| 1 | D | Paul MOSS | Citroen Saxo | 8 | 1:37.979 | 78.07 mph | 125.65 kph |
| 25 | C | Philip HOUSE | Renault Clio Cup | 3 | 1:36.552 | 79.23 mph | 127.51 kph |
| 54 | B | Andrew MORRISON | SEAT Cupra | 4 | 1:35.273 | 80.29 mph | 129.22 kph |
| 51 | H | Malcolm TURNBULL | Triumph TR6 | 8 | 1:38.143 | 77.94 mph | 125.44 kph |

Car 69 excluded from Result

Weather / Track : Cloudy / Damp

These results are provisional until the conclusion of any judicial and technical matters.

Croft
Circuit Length = 2.1250 miles
Start: 16:40 End: 17:00

| | | | |
|-------------------|--|--------------|--|
| Clerk of Course : | | Timekeeper : | |
|-------------------|--|--------------|--|

DDMC Northern Saloon Cars Classes B, C & D

RACE 4 - LAP CHART

| Lap 1 | | | Lap 2 | | | Lap 3 | | | Lap 4 | | | Lap 5 | | |
|-------|--------|----------|-------|--------|----------|-------|----------|----------|-------|----------|----------|-------|----------|----------|
| No | Behind | Laptime | No | Behind | Laptime | No | Behind | Laptime | No | Behind | Laptime | No | Behind | Laptime |
| 54 | | 1:43.695 | 54 | | 1:36.191 | 54 | | 1:35.563 | 54 | | 1:35.273 | 54 | | 1:35.918 |
| 25 | 1.559 | 1:45.254 | 25 | 2.039 | 1:36.671 | 25 | 3.028 | 1:36.552 | 25 | 4.482 | 1:36.727 | 25 | 5.683 | 1:37.119 |
| 86 | 2.954 | 1:46.649 | 86 | 4.659 | 1:37.896 | 86 | 6.528 | 1:37.432 | 77 | 2 LAPS | 1:49.180 | 37 | 1 LAP | 1:59.605 |
| 69 | 3.078 | 1:46.773 | 69 | 5.118 | 1:38.231 | 69 | 6.978 | 1:37.423 | 86 | 9.422 | 1:38.167 | 86 | 10.420 | 1:36.916 |
| 15 | 4.548 | 1:48.243 | 15 | 6.344 | 1:37.987 | 15 | 8.237 | 1:37.456 | 69 | 10.127 | 1:38.422 | 69 | 11.064 | 1:36.855 |
| 21 | 6.041 | 1:49.736 | 21 | 7.322 | 1:37.472 | 21 | 9.986 | 1:38.227 | 15 | 11.143 | 1:38.179 | 15 | 14.148 | 1:38.923 |
| 44 | 6.165 | 1:49.860 | 44 | 9.392 | 1:39.418 | 44 | 12.101 | 1:38.272 | 21 | 12.735 | 1:38.022 | 21 | 14.844 | 1:38.027 |
| 79 | 7.395 | 1:51.090 | 79 | 11.885 | 1:40.681 | 79 | 17.780 | 1:41.458 | 44 | 15.819 | 1:38.991 | 44 | 18.134 | 1:38.233 |
| 51 | 9.184 | 1:52.879 | 51 | 14.071 | 1:41.078 | 1 | 17.942 | 1:39.037 | 79 | 23.180 | 1:40.673 | 1 | 26.650 | 1:39.343 |
| 1 | 9.493 | 1:53.188 | 1 | 14.468 | 1:41.166 | 51 | 19.021 | 1:40.513 | 1 | 23.225 | 1:40.556 | 79 | 27.639 | 1:40.377 |
| 5 | 10.616 | 1:54.311 | 5 | 16.969 | 1:42.544 | 5 | 23.350 | 1:41.944 | 51 | 23.941 | 1:40.193 | 51 | 28.918 | 1:40.895 |
| 33 | 12.417 | 1:56.112 | 33 | 22.262 | 1:46.036 | 16 | 30.694 | 1:43.800 | 5 | 32.567 | 1:44.490 | 77 | 2 LAPS | 2:02.196 |
| 16 | 13.863 | 1:57.558 | 16 | 22.457 | 1:44.785 | 33 | 32.315 | 1:45.616 | 16 | 37.116 | 1:41.695 | 5 | 40.858 | 1:44.209 |
| 49 | 14.474 | 1:58.169 | 82 | 23.705 | 1:44.203 | 49 | 32.715 | 1:44.017 | 33 | 40.870 | 1:43.828 | 16 | 42.761 | 1:41.563 |
| 82 | 15.693 | 1:59.388 | 49 | 24.261 | 1:45.978 | 82 | 33.086 | 1:44.944 | 49 | 41.026 | 1:43.584 | 49 | 49.826 | 1:44.718 |
| 85 | 16.543 | 2:00.238 | 85 | 26.348 | 1:45.996 | 85 | 36.130 | 1:45.345 | 82 | 41.698 | 1:43.885 | 82 | 51.233 | 1:45.453 |
| 70 | 18.461 | 2:02.156 | 70 | 28.008 | 1:45.738 | 70 | 37.990 | 1:45.545 | 85 | 45.986 | 1:45.129 | 85 | 54.177 | 1:44.109 |
| 2 | 19.748 | 2:03.443 | 2 | 34.556 | 1:50.999 | 2 | 49.254 | 1:50.261 | 70 | 47.845 | 1:45.128 | 70 | 56.290 | 1:44.363 |
| 37 | 31.274 | 2:14.969 | 37 | 56.604 | 2:01.521 | 37 | 1:20.240 | 1:59.199 | 2 | 1:05.911 | 1:51.930 | 2 | 1:21.676 | 1:51.683 |
| | | | 77 | 1 LAP | 4:47.868 | | | | | | | | | |

DDMC Northern Saloon Cars Classes B, C & D

RACE 4 - LAP CHART

| Lap 6 | | | Lap 7 | | | Lap 8 | | | Lap 9 | | | Lap 10 | | |
|-------|----------|----------|-------|----------|----------|-------|----------|----------|-------|----------|----------|--------|----------|----------|
| No | Behind | Laptime | No | Behind | Laptime | No | Behind | Laptime | No | Behind | Laptime | No | Behind | Laptime |
| 54 | | 1:35.379 | 54 | | 1:35.672 | 54 | | 1:35.934 | 54 | | 1:35.728 | 54 | | 1:36.270 |
| 25 | 7.156 | 1:36.852 | 2 | 1 LAP | 1:52.831 | 25 | 9.152 | 1:36.740 | 25 | 10.784 | 1:37.360 | 37 | 2 LAPS | 1:54.703 |
| 69 | 13.083 | 1:37.398 | 25 | 8.346 | 1:36.862 | 69 | 11.030 | 1:34.223 | 69 | 10.785 | 1:35.483 | 69 | 8.959 | 1:34.444 |
| 86 | 13.514 | 1:38.473 | 69 | 12.741 | 1:35.330 | 86 | 17.841 | 1:38.053 | 86 | 20.295 | 1:38.182 | 25 | 11.198 | 1:36.684 |
| 15 | 15.746 | 1:36.977 | 86 | 15.722 | 1:37.880 | 15 | 18.834 | 1:37.583 | 15 | 21.269 | 1:38.163 | 15 | 22.730 | 1:37.731 |
| 21 | 17.727 | 1:38.262 | 15 | 17.185 | 1:37.111 | 21 | 22.592 | 1:39.303 | 21 | 25.743 | 1:38.879 | 86 | 23.069 | 1:39.044 |
| 44 | 21.189 | 1:38.434 | 21 | 19.223 | 1:37.168 | 44 | 27.105 | 1:39.358 | 44 | 30.027 | 1:38.650 | 21 | 28.755 | 1:39.282 |
| 1 | 32.903 | 1:41.632 | 44 | 23.681 | 1:38.164 | 2 | 1 LAP | 2:02.322 | 51 | 41.335 | 1:38.472 | 44 | 33.655 | 1:39.898 |
| 51 | 33.356 | 1:39.817 | 51 | 36.382 | 1:38.698 | 51 | 38.591 | 1:38.143 | 1 | 41.829 | 1:38.549 | 51 | 44.277 | 1:39.212 |
| 79 | 34.296 | 1:42.036 | 1 | 36.963 | 1:39.732 | 1 | 39.008 | 1:37.979 | 79 | 46.244 | 1:40.065 | 1 | 44.854 | 1:39.295 |
| 37 | 1 LAP | 2:05.459 | 79 | 38.277 | 1:39.653 | 79 | 41.907 | 1:39.564 | 2 | 1 LAP | 1:57.712 | 79 | 49.580 | 1:39.606 |
| 77 | 2 LAPS | 1:43.613 | 77 | 2 LAPS | 1:43.746 | 77 | 2 LAPS | 1:42.188 | 77 | 2 LAPS | 1:42.492 | 77 | 2 LAPS | 1:42.214 |
| 5 | 48.753 | 1:43.274 | 16 | 56.887 | 1:43.218 | 16 | 1:01.969 | 1:41.016 | 16 | 1:07.348 | 1:41.107 | 16 | 1:12.837 | 1:41.759 |
| 16 | 49.341 | 1:41.959 | 5 | 57.697 | 1:44.616 | 5 | 1:04.415 | 1:42.652 | 5 | 1:12.261 | 1:43.574 | 2 | 1 LAP | 1:59.882 |
| 49 | 56.497 | 1:42.050 | 49 | 1:03.147 | 1:42.322 | 82 | 1:09.620 | 1:41.927 | 82 | 1:15.193 | 1:41.301 | 5 | 1:19.182 | 1:43.191 |
| 82 | 57.306 | 1:41.452 | 82 | 1:03.627 | 1:41.993 | 49 | 1:10.258 | 1:43.045 | 49 | 1:16.868 | 1:42.338 | 82 | 1:20.534 | 1:41.611 |
| 85 | 1:01.468 | 1:42.670 | 37 | 1 LAP | 2:01.743 | 85 | 1:17.543 | 1:43.990 | 85 | 1:26.324 | 1:44.509 | 49 | 1:22.467 | 1:41.869 |
| 70 | 1:04.875 | 1:43.964 | 85 | 1:09.487 | 1:43.691 | 70 | 1:21.260 | 1:44.169 | 70 | 1:29.159 | 1:43.627 | 85 | 1:33.859 | 1:43.805 |
| | | | 70 | 1:13.025 | 1:43.822 | 37 | 1 LAP | 1:56.842 | | | | | | |

DDMC Northern Saloon Cars Classes B, C & D
RACE 4 - LAP CHART

| Lap 11 | | |
|--------|----------|----------|
| No | Behind | Laptime |
| 54 | | 1:35.714 |
| 70 | 1 LAP | 1:44.528 |
| 69 | 7.487 | 1:34.242 |
| 25 | 12.817 | 1:37.333 |
| 15 | 23.942 | 1:36.926 |
| 86 | 24.791 | 1:37.436 |
| 37 | 2 LAPS | 1:56.912 |
| 21 | 30.790 | 1:37.749 |
| 44 | 37.658 | 1:39.717 |
| 51 | 47.293 | 1:38.730 |
| 1 | 48.321 | 1:39.181 |
| 79 | 53.340 | 1:39.474 |
| 77 | 2 LAPS | 1:43.164 |
| 16 | 1:19.351 | 1:42.228 |
| 5 | 1:26.944 | 1:43.476 |
| 82 | 1:27.662 | 1:42.842 |
| 49 | 1:29.707 | 1:42.954 |
| 2 | 1 LAP | 2:01.985 |
| 85 | 1:42.841 | 1:44.696 |

DUNLOP Mini Miglia Championship

QUALIFYING - RACE 5 - CLASSIFICATION

| POS | NO | CL | NAME | ENTRY | TIME | ON | LAPS | GAP | DIFF | MPH |
|-----|----|----|------------------|----------------------|----------|----|------|-------|-------|-------|
| 1 | 12 | MI | Paul THOMPSON | Mini Salon Miglia | 1:37.629 | 7 | 8 | | | 78.35 |
| 2 | 77 | MI | Ralph SAUNDERS | Mini Miglia | 1:37.704 | 6 | 8 | 0.075 | 0.075 | 78.29 |
| 3 | 9 | MI | Mark SIMS | Mini Miglia | 1:38.016 | 6 | 8 | 0.387 | 0.312 | 78.04 |
| 4 | 98 | MI | Mark SMITH | Mini Miglia | 1:38.075 | 5 | 8 | 0.446 | 0.059 | 78.00 |
| 5 | 1 | MI | Andrew HACK | Mini Miglia | 1:38.239 | 8 | 8 | 0.610 | 0.164 | 77.87 |
| 6 | 21 | MI | David EDGECOMBE | Mini Edgecoms Miglia | 1:38.832 | 8 | 8 | 1.203 | 0.593 | 77.40 |
| 7 | 42 | MI | Paul SIMMONDS | Mini Miglia | 1:39.784 | 8 | 8 | 2.155 | 0.952 | 76.66 |
| 8 | 26 | MI | Owen STINCHCOMBE | Mini Edgecoms Miglia | 1:39.820 | 8 | 8 | 2.191 | 0.036 | 76.63 |
| 9 | 5 | MI | Sarah MUNNS | Mini Miglia | 1:40.251 | 8 | 8 | 2.622 | 0.431 | 76.30 |
| 10 | 15 | MI | Gordan POCOCK | Mini Miglia | 1:40.486 | 3 | 8 | 2.857 | 0.235 | 76.13 |
| 11 | 75 | MI | Paul BROWN | Brownspeed Mini | 1:40.717 | 2 | 3 | 3.088 | 0.231 | 75.95 |
| 12 | 13 | MI | Phil HARVEY | Motley Mini | 1:44.168 | 5 | 8 | 6.539 | 3.451 | 73.44 |

Weather / Track : Cloudy / Dry

These results are provisional until the conclusion of any judicial and technical matters.

Croft
 Circuit Length = 2.1250 miles
 Start: 11:01 End: 11:18

| | |
|-------------------|--------------|
| Clerk of Course : | Timekeeper : |
|-------------------|--------------|

DUNLOP Mini Miglia Championship

QUALIFYING - RACE 5 - LAP ANALYSIS

| | | | | | | | |
|-----------|--|----------|---------------------|-----|-----------------|----------|---------------------|
| 1 | Andrew HACK Mini Miglia | | | | | | |
| 1 - | 1:42.310 | + 4.071 | 11:05:52.543 | 5 - | 1:38.309 | + 0.070 | 11:12:38.729 |
| 2 - | 1:50.019 | + 11.780 | 11:07:42.562 | 6 - | 1:38.359 | + 0.120 | 11:14:17.088 |
| 3 - | 1:39.113 | + 0.874 | 11:09:21.675 | 7 - | 1:59.115 | + 20.876 | 11:16:16.203 |
| 4 - | 1:38.745 | + 0.506 | 11:11:00.420 | 8 - | 1:38.239 | | 11:17:54.442 |
| 5 | Sarah MUNNS Mini Miglia | | | | | | |
| 1 - | 1:44.104 | + 3.853 | 11:05:47.516 | 5 - | 1:41.117 | + 0.866 | 11:12:43.769 |
| 2 - | 1:41.084 | + 0.833 | 11:07:28.600 | 6 - | 1:40.690 | + 0.439 | 11:14:24.459 |
| 3 - | 1:40.700 | + 0.449 | 11:09:09.300 | 7 - | 1:40.545 | + 0.294 | 11:16:05.004 |
| 4 - | 1:53.352 | + 13.101 | 11:11:02.652 | 8 - | 1:40.251 | | 11:17:45.255 |
| 9 | Mark SIMS Mini Miglia | | | | | | |
| 1 - | 1:40.066 | + 2.050 | 11:05:32.817 | 5 - | 1:38.594 | + 0.578 | 11:12:09.106 |
| 2 - | 1:38.593 | + 0.577 | 11:07:11.410 | 6 - | 1:38.016 | | 11:13:47.122 |
| 3 - | 1:39.781 | + 1.765 | 11:08:51.191 | 7 - | 1:46.337 | + 8.321 | 11:15:33.459 |
| 4 - | 1:39.321 | + 1.305 | 11:10:30.512 | 8 - | 1:39.288 | + 1.272 | 11:17:12.747 |
| 12 | Paul THOMPSON Mini Salon Miglia | | | | | | |
| 1 - | 1:39.772 | + 2.143 | 11:05:51.493 | 5 - | 1:38.055 | + 0.426 | 11:12:31.600 |
| 2 - | 1:45.565 | + 7.936 | 11:07:37.058 | 6 - | 1:37.721 | + 0.092 | 11:14:09.321 |
| 3 - | 1:38.476 | + 0.847 | 11:09:15.534 | 7 - | 1:37.629 | | 11:15:46.950 |
| 4 - | 1:38.011 | + 0.382 | 11:10:53.545 | 8 - | 1:37.750 | + 0.121 | 11:17:24.700 |
| 13 | Phil HARVEY Motley Mini | | | | | | |
| 1 - | 1:48.414 | + 4.246 | 11:06:03.903 | 5 - | 1:44.168 | | 11:13:03.377 |
| 2 - | 1:45.749 | + 1.581 | 11:07:49.652 | 6 - | 1:44.895 | + 0.727 | 11:14:48.272 |
| 3 - | 1:45.385 | + 1.217 | 11:09:35.037 | 7 - | 1:44.881 | + 0.713 | 11:16:33.153 |
| 4 - | 1:44.172 | + 0.004 | 11:11:19.209 | 8 - | 1:44.282 | + 0.114 | 11:18:17.435 |
| 15 | Gordan POCOCK Mini Miglia | | | | | | |
| 1 - | 1:45.725 | + 5.239 | 11:06:00.957 | 5 - | 1:42.617 | + 2.131 | 11:12:52.598 |
| 2 - | 1:43.077 | + 2.591 | 11:07:44.034 | 6 - | 1:41.503 | + 1.017 | 11:14:34.101 |
| 3 - | 1:40.486 | | 11:09:24.520 | 7 - | 1:42.452 | + 1.966 | 11:16:16.553 |
| 4 - | 1:45.461 | + 4.975 | 11:11:09.981 | 8 - | 1:41.011 | + 0.525 | 11:17:57.564 |
| 21 | David EDGEcombe Mini Edgecoms Miglia | | | | | | |
| 1 - | 1:41.549 | + 2.717 | 11:05:43.192 | 5 - | 1:39.684 | + 0.852 | 11:12:20.168 |
| 2 - | 1:39.058 | + 0.226 | 11:07:22.250 | 6 - | 1:41.988 P | + 3.156 | 11:14:02.156 |
| 3 - | 1:39.243 | + 0.411 | 11:09:01.493 | 7 - | 2:23.381 | + 44.549 | 11:16:25.537 |
| 4 - | 1:38.991 | + 0.159 | 11:10:40.484 | 8 - | 1:38.832 | | 11:18:04.369 |
| 26 | Owen STINCHCOMBE Mini Edgecoms Miglia | | | | | | |
| 1 - | 1:47.840 | + 8.020 | 11:05:50.426 | 5 - | 1:51.523 | + 11.703 | 11:12:47.605 |
| 2 - | 1:43.840 | + 4.020 | 11:07:34.266 | 6 - | 1:40.344 | + 0.524 | 11:14:27.949 |
| 3 - | 1:41.683 | + 1.863 | 11:09:15.949 | 7 - | 1:39.888 | + 0.068 | 11:16:07.837 |
| 4 - | 1:40.133 | + 0.313 | 11:10:56.082 | 8 - | 1:39.820 | | 11:17:47.657 |
| 42 | Paul SIMMONDS Mini Miglia | | | | | | |
| 1 - | 1:43.653 | + 3.869 | 11:05:48.181 | 5 - | 1:40.732 | + 0.948 | 11:12:31.219 |
| 2 - | 1:41.099 | + 1.315 | 11:07:29.280 | 6 - | 1:41.240 | + 1.456 | 11:14:12.459 |
| 3 - | 1:40.686 | + 0.902 | 11:09:09.966 | 7 - | 1:50.672 | + 10.888 | 11:16:03.131 |
| 4 - | 1:40.521 | + 0.737 | 11:10:50.487 | 8 - | 1:39.784 | | 11:17:42.915 |
| 75 | Paul BROWN Brownspeed Mini | | | | | | |
| 1 - | 1:41.610 | + 0.893 | 11:05:57.047 | 3 - | 2:09.032 P | + 28.315 | 11:09:46.796 |
| 2 - | 1:40.717 | | 11:07:37.764 | | | | |
| 77 | Ralph SAUNDERS Mini Miglia | | | | | | |
| 1 - | 1:38.937 | + 1.233 | 11:05:28.398 | 5 - | 1:37.929 | + 0.225 | 11:12:07.649 |
| 2 - | 1:39.627 | + 1.923 | 11:07:08.025 | 6 - | 1:37.704 | | 11:13:45.353 |
| 3 - | 1:43.686 | + 5.982 | 11:08:51.711 | 7 - | 1:47.377 | + 9.673 | 11:15:32.730 |

Croft
Circuit Length = 2.1250 miles
Start: 11:01 End: 11:18

Weather / Track : Cloudy / Dry


DUNLOP Mini Miglia Championship

QUALIFYING - RACE 5 - LAP ANALYSIS

| | | | | | | | |
|-----------|-------------------|--------------------|--------------|-----|-----------------|----------|---------------------|
| 4 - | 1:38.009 | + 0.305 | 11:10:29.720 | 8 - | 1:41.047 | + 3.343 | 11:17:13.777 |
| 98 | Mark SMITH | Mini Miglia | | | | | |
| 1 - | 1:39.867 | + 1.792 | 11:05:28.930 | 5 - | 1:38.075 | | 11:12:12.699 |
| 2 - | 1:38.747 | + 0.672 | 11:07:07.677 | 6 - | 1:38.187 | + 0.112 | 11:13:50.886 |
| 3 - | 1:48.509 | + 10.434 | 11:08:56.186 | 7 - | 1:52.246 | + 14.171 | 11:15:43.132 |
| 4 - | 1:38.438 | + 0.363 | 11:10:34.624 | 8 - | 1:43.608 | + 5.533 | 11:17:26.740 |

DUNLOP Mini Miglia Championship

RACE 5 - GRID

| | | |
|--|------------------------------|---------------------------------|
| ROW 6 | 1:40.717 75 Paul BROWN | 1:44.168 13 Phil HARVEY |
| ROW 5 | 1:40.251 5 Sarah MUNNS | 1:40.486 15 Gordan POCOCK |
| ROW 4 | 1:39.784 42 Paul SIMMONDS | 1:39.820 26 Owen STINCHCOMBE |
| ROW 3 | 1:38.239 1 Andrew HACK | 1:38.832 21 David EDGECOMBE |
| ROW 2 | 1:38.016 9 Mark SIMS | 1:38.075 98 Mark SMITH |
| ROW 1 | 1:37.629 12 Paul THOMPSON | 1:37.704 77 Ralph SAUNDERS |
| Pole | | |
|  | | |

Croft
Circuit Length = 2.1250 miles

These results are provisional until the conclusion of any judicial and technical matters.

Clerk of Course :

Timekeeper :

DUNLOP Mini Miglia Championship

RACE 5 - CLASSIFICATION

| POS | NO | CL | NAME | ENTRY | LAPS | TIME | GAP | DIFF | MPH | BEST | ON |
|----------------|----|-----------------|----------------------|----------------------|----------|-----------|------------|--------|-------|----------|----|
| 1 | 12 | MI | Paul THOMPSON | Mini Salon Miglia | 10 | 16:22.043 | | | 77.89 | 1:36.730 | 6 |
| 2 | 77 | MI | Ralph SAUNDERS | Mini Miglia | 10 | 16:24.047 | 2.004 | 2.004 | 77.74 | 1:36.671 | 7 |
| 3 | 9 | MI | Mark SIMS | Mini Miglia | 10 | 16:30.041 | 7.998 | 5.994 | 77.27 | 1:37.182 | 5 |
| 4 | 98 | MI | Mark SMITH | Mini Miglia | 10 | 16:30.504 | 8.461 | 0.463 | 77.23 | 1:36.975 | 10 |
| 5 | 42 | MI | Paul SIMMONDS | Mini Miglia | 10 | 16:41.916 | 19.873 | 11.412 | 76.35 | 1:38.516 | 2 |
| 6 | 21 | MI | David EDGECOMBE | Mini Edgecoms Miglia | 10 | 16:52.955 | 30.912 | 11.039 | 75.52 | 1:36.602 | 6 |
| 7 | 26 | MI | Owen STINCHCOMBE | Mini Edgecoms Miglia | 10 | 16:53.181 | 31.138 | 0.226 | 75.50 | 1:38.373 | 9 |
| 8 | 5 | MI | Sarah MUNNS | Mini Miglia | 10 | 16:56.488 | 34.445 | 3.307 | 75.26 | 1:40.130 | 5 |
| 9 | 15 | MI | Gordan POCOCK | Mini Miglia | 10 | 17:26.471 | 1:04.428 | 29.983 | 73.10 | 1:41.715 | 7 |
| 10 | 13 | MI | Phil HARVEY | Motley Mini | 10 | 17:29.693 | 1:07.650 | 3.222 | 72.87 | 1:42.623 | 10 |
| NOT CLASSIFIED | | | | | | | | | | | |
| DNF | 1 | MI | Andrew HACK | Mini Miglia | 8 | 13:46.668 | 2 laps | 2 laps | 74.03 | 1:36.684 | 6 |
| FASTEST LAP | | | | | | | | | | | |
| 21 | MI | David EDGECOMBE | Mini Edgecoms Miglia | 6 | 1:36.602 | 79.19 mph | 127.44 kph | | | | |

Weather / Track : Cloudy / Damp

These results are provisional until the conclusion of any judicial and technical matters.

Croft
Circuit Length = 2.1250 miles
Start: 17:08 End: 17:26

Clerk of Course :

Timekeeper :

DUNLOP Mini Miglia Championship
RACE 5 - LAP CHART

| Lap 1 | | | Lap 2 | | | Lap 3 | | | Lap 4 | | | Lap 5 | | |
|-------|--------|----------|-------|--------|----------|-------|--------|----------|-------|--------|----------|-------|--------|----------|
| No | Behind | Laptime | No | Behind | Laptime | No | Behind | Laptime | No | Behind | Laptime | No | Behind | Laptime |
| 77 | | 1:45.090 | 77 | | 1:39.264 | 12 | | 1:37.936 | 12 | | 1:37.571 | 12 | | 1:37.237 |
| 12 | 1.452 | 1:46.542 | 12 | 0.466 | 1:38.278 | 77 | 0.216 | 1:38.618 | 77 | 0.568 | 1:37.923 | 77 | 0.348 | 1:37.017 |
| 21 | 2.124 | 1:47.214 | 21 | 1.381 | 1:38.521 | 21 | 1.100 | 1:38.121 | 21 | 1.179 | 1:37.650 | 21 | 1.211 | 1:37.269 |
| 9 | 2.584 | 1:47.674 | 9 | 1.757 | 1:38.437 | 9 | 1.595 | 1:38.240 | 1 | 1.960 | 1:37.777 | 1 | 1.637 | 1:36.914 |
| 42 | 3.148 | 1:48.238 | 42 | 2.400 | 1:38.516 | 1 | 1.754 | 1:37.478 | 9 | 2.890 | 1:38.866 | 9 | 2.835 | 1:37.182 |
| 1 | 3.744 | 1:48.834 | 1 | 2.678 | 1:38.198 | 42 | 3.836 | 1:39.838 | 98 | 4.626 | 1:38.159 | 98 | 4.951 | 1:37.562 |
| 98 | 4.166 | 1:49.256 | 98 | 2.876 | 1:37.974 | 98 | 4.038 | 1:39.564 | 42 | 5.503 | 1:39.238 | 42 | 6.816 | 1:38.550 |
| 5 | 4.567 | 1:49.657 | 5 | 5.982 | 1:40.679 | 5 | 8.190 | 1:40.610 | 5 | 11.233 | 1:40.614 | 5 | 14.126 | 1:40.130 |
| 26 | 6.464 | 1:51.554 | 26 | 9.363 | 1:42.163 | 26 | 12.370 | 1:41.409 | 26 | 14.891 | 1:40.092 | 26 | 16.935 | 1:39.281 |
| 15 | 7.676 | 1:52.766 | 15 | 13.358 | 1:44.946 | 15 | 19.660 | 1:44.704 | 15 | 25.801 | 1:43.712 | 15 | 32.561 | 1:43.997 |
| 13 | 9.970 | 1:55.060 | 13 | 16.900 | 1:46.194 | 13 | 23.314 | 1:44.816 | 13 | 29.642 | 1:43.899 | 13 | 36.124 | 1:43.719 |

DUNLOP Mini Miglia Championship

RACE 5 - LAP CHART

| Lap 6 | | | Lap 7 | | | Lap 8 | | | Lap 9 | | | Lap 10 | | |
|-------|--------|----------|-------|--------|----------|-------|--------|----------|-------|----------|----------|--------|----------|----------|
| No | Behind | Laptime | No | Behind | Laptime | No | Behind | Laptime | No | Behind | Laptime | No | Behind | Laptime |
| 12 | | 1:36.730 | 12 | | 1:36.748 | 12 | | 1:37.124 | 12 | | 1:37.060 | 12 | | 1:36.817 |
| 77 | 0.585 | 1:36.967 | 77 | 0.508 | 1:36.671 | 77 | 0.909 | 1:37.525 | 77 | 1.225 | 1:37.376 | 77 | 2.004 | 1:37.596 |
| 21 | 1.083 | 1:36.602 | 9 | 4.508 | 1:37.922 | 9 | 6.023 | 1:38.639 | 9 | 6.661 | 1:37.698 | 9 | 7.998 | 1:38.154 |
| 1 | 1.591 | 1:36.684 | 98 | 7.404 | 1:38.177 | 98 | 7.871 | 1:37.591 | 98 | 8.303 | 1:37.492 | 98 | 8.461 | 1:36.975 |
| 9 | 3.334 | 1:37.229 | 42 | 11.843 | 1:39.662 | 42 | 14.282 | 1:39.563 | 42 | 16.782 | 1:39.560 | 42 | 19.873 | 1:39.908 |
| 98 | 5.975 | 1:37.754 | 1 | 15.167 | 1:50.324 | 21 | 23.367 | 1:44.432 | 21 | 26.740 | 1:40.433 | 21 | 30.912 | 1:40.989 |
| 42 | 8.929 | 1:38.843 | 21 | 16.059 | 1:51.724 | 26 | 26.561 | 1:41.432 | 26 | 27.874 | 1:38.373 | 26 | 31.138 | 1:40.081 |
| 5 | 17.698 | 1:40.302 | 5 | 22.099 | 1:41.149 | 5 | 26.784 | 1:41.809 | 5 | 30.699 | 1:40.975 | 5 | 34.445 | 1:40.563 |
| 26 | 19.163 | 1:38.958 | 26 | 22.253 | 1:39.838 | 1 | 38.502 | 2:00.459 | 15 | 55.887 | 1:44.023 | 15 | 1:04.428 | 1:45.358 |
| 15 | 38.651 | 1:42.820 | 15 | 43.618 | 1:41.715 | 15 | 48.924 | 1:42.430 | 13 | 1:01.844 | 1:43.102 | 13 | 1:07.650 | 1:42.623 |
| 13 | 42.724 | 1:43.330 | 13 | 49.318 | 1:43.342 | 13 | 55.802 | 1:43.608 | | | | | | |

DUNLOP Radical UK Cup

QUALIFYING - RACE 7 & 11 - CLASSIFICATION

| POS | NO | CL | NAME | ENTRY | TIME | ON | LAPS | GAP | DIFF | MPH |
|-----|----|----|--------------------|-------------|----------|----|------|-------|-------|-------|
| 1 | 88 | MA | WOODWARD/KAISER | Radical SR8 | 1:16.849 | 4 | 14 | | | 99.54 |
| 2 | 27 | MA | JACKSON/JACKSON | Radical SR8 | 1:18.430 | 10 | 17 | 1.581 | 1.581 | 97.54 |
| 3 | 69 | SS | DOLAN/HANCOCK | Radical SR3 | 1:18.822 | 5 | 14 | 1.973 | 0.392 | 97.05 |
| 4 | 1 | SS | KAPADIA/LADDIMAN | Radical SR3 | 1:18.866 | 6 | 17 | 2.017 | 0.044 | 97.00 |
| 5 | 26 | SS | FERGUSON/REDWOOD | Radical SR3 | 1:19.423 | 3 | 19 | 2.574 | 0.557 | 96.32 |
| 6 | 71 | SS | Jamie PATTERSON | Radical PR6 | 1:19.789 | 12 | 13 | 2.940 | 0.366 | 95.87 |
| 7 | 96 | MA | EL-AKABI/EL-AKABI | Radical SR8 | 1:19.833 | 9 | 10 | 2.984 | 0.044 | 95.82 |
| 8 | 46 | SS | FERGUSON/ALLEN | Radical SR3 | 1:19.881 | 10 | 17 | 3.032 | 0.048 | 95.76 |
| 9 | 14 | SS | Roger BROMILEY | Doris / Mof | 1:20.022 | 12 | 16 | 3.173 | 0.141 | 95.59 |
| 10 | 45 | SS | Colin NOBLE | Radical SR3 | 1:20.342 | 9 | 20 | 3.493 | 0.320 | 95.21 |
| 11 | 6 | SS | BANHAM/GREENSALL | Radical SR5 | 1:20.411 | 2 | 19 | 3.562 | 0.069 | 95.13 |
| 12 | 23 | SS | HEWITT/SAGGERS | Radical SR3 | 1:20.542 | 16 | 18 | 3.693 | 0.131 | 94.98 |
| 13 | 5 | MA | HALL/OSBORN | Radical SR8 | 1:20.800 | 12 | 18 | 3.951 | 0.258 | 94.67 |
| 14 | 10 | SS | Paul STEELE | Radical SR3 | 1:23.041 | 9 | 14 | 6.192 | 2.241 | 92.12 |
| 15 | 38 | MA | Richard FEARNES | Radical SR8 | 1:23.342 | 10 | 15 | 6.493 | 0.301 | 91.79 |
| 16 | 22 | SS | BROMILEY/WHELDON | Radical SR3 | 1:23.771 | 13 | 19 | 6.922 | 0.429 | 91.32 |
| 17 | 20 | SS | GEMIGNANI/LOUGHRAM | Radical SR3 | 1:25.051 | 2 | 17 | 8.202 | 1.280 | 89.94 |
| 18 | 2 | MA | JOHNSTON/MOSELEY | Radical SR8 | | 0 | 1 | | | |

Cars 38 & 96 - NO WORKING TRANSPONDER - YOU MUST FIX
Car 20 - NO SIDE NUMBERS

Weather / Track : Cloudy / Dry

These results are provisional until the conclusion of any judicial and technical matters.

Croft
Circuit Length = 2.1250 miles
Start: 11:26 End: 12:12

| | |
|-------------------|--------------|
| Clerk of Course : | Timekeeper : |
|-------------------|--------------|

DUNLOP Radical UK Cup

QUALIFYING - RACE 7 & 11 - LAP ANALYSIS

| | | | | | | | |
|-----------|---------------------------|----------------|---------------------|--------------------|-----------------|------------|---------------------|
| 1 | KAPADIA/LADDIMAN | | | Radical SR3 | | | |
| 1 - | 1:21.709 | + 2.843 | 11:28:51.585 | 10 - | 1:20.173 | + 1.307 | 11:58:01.768 |
| 2 - | 1:19.632 | + 0.766 | 11:30:11.217 | 11 - | 1:21.617 | + 2.751 | 11:59:23.385 |
| 3 - | 1:18.997 | + 0.131 | 11:31:30.214 | 12 - | 1:19.527 | + 0.661 | 12:00:42.912 |
| 4 - | 17:24.494 | + 16:05.628 | 11:48:54.708 | 13 - | 1:20.819 | + 1.953 | 12:02:03.731 |
| 5 - | 1:18.909 | + 0.043 | 11:50:13.617 | 14 - | 1:19.552 | + 0.686 | 12:03:23.283 |
| 6 - | 1:18.866 | | 11:51:32.483 | 15 - | 1:20.894 | + 2.028 | 12:04:44.177 |
| 7 - | 1:27.160 P | + 8.294 | 11:52:59.643 | 16 - | 1:23.794 | + 4.928 | 12:06:07.971 |
| 8 - | 2:20.922 | + 1:02.056 | 11:55:20.565 | 17 - | 1:17.980 P | + -0.886 | 12:07:25.951 |
| 9 - | 1:21.030 | + 2.164 | 11:56:41.595 | | | | |
| 2 | JOHNSTON/MOSELEY | | | Radical SR8 | | | |
| 1 - | 2:48.525 | - 03:58:06.251 | 11:31:38.891 | | | | |
| 5 | HALL/OSBORN | | | Radical SR8 | | | |
| 1 - | 1:26.646 | + 5.846 | 11:29:13.623 | 10 - | 1:23.062 | + 2.262 | 12:00:54.249 |
| 2 - | 1:42.243 | + 21.443 | 11:30:55.866 | 11 - | 1:21.516 | + 0.716 | 12:02:15.765 |
| 3 - | 18:20.874 | + 17:00.074 | 11:49:16.740 | 12 - | 1:20.800 | | 12:03:36.565 |
| 4 - | 1:24.164 | + 3.364 | 11:50:40.904 | 13 - | 1:21.918 | + 1.118 | 12:04:58.483 |
| 5 - | 1:24.520 | + 3.720 | 11:52:05.424 | 14 - | 1:22.014 | + 1.214 | 12:06:20.497 |
| 6 - | 1:23.547 | + 2.747 | 11:53:28.971 | 15 - | 1:22.251 | + 1.451 | 12:07:42.748 |
| 7 - | 1:23.148 | + 2.348 | 11:54:52.119 | 16 - | 1:22.351 | + 1.551 | 12:09:05.099 |
| 8 - | 1:23.966 P | + 3.166 | 11:56:16.085 | 17 - | 1:22.279 | + 1.479 | 12:10:27.378 |
| 9 - | 3:15.102 | + 1:54.302 | 11:59:31.187 | 18 - | 1:33.419 P | + 12.619 | 12:12:00.797 |
| 6 | BANHAM/GREENSALL | | | Radical SR5 | | | |
| 1 - | 1:22.439 | + 2.028 | 11:29:11.685 | 11 - | 1:28.540 | + 8.129 | 12:00:09.734 |
| 2 - | 1:20.411 | | 11:30:32.096 | 12 - | 1:29.118 | + 8.707 | 12:01:38.852 |
| 3 - | 1:24.053 P | + 3.642 | 11:31:56.149 | 13 - | 1:27.118 | + 6.707 | 12:03:05.970 |
| 4 - | 17:37.555 | + 16:17.144 | 11:49:33.704 | 14 - | 1:34.280 | + 13.869 | 12:04:40.250 |
| 5 - | 1:34.536 | + 14.125 | 11:51:08.240 | 15 - | 1:30.997 | + 10.586 | 12:06:11.247 |
| 6 - | 1:32.355 | + 11.944 | 11:52:40.595 | 16 - | 1:31.082 | + 10.671 | 12:07:42.329 |
| 7 - | 1:30.822 | + 10.411 | 11:54:11.417 | 17 - | 1:29.600 | + 9.189 | 12:09:11.929 |
| 8 - | 1:31.006 | + 10.595 | 11:55:42.423 | 18 - | 1:27.629 | + 7.218 | 12:10:39.558 |
| 9 - | 1:28.007 | + 7.596 | 11:57:10.430 | 19 - | 1:27.950 | + 7.539 | 12:12:07.508 |
| 10 - | 1:30.764 | + 10.353 | 11:58:41.194 | | | | |
| 10 | Paul STEELE | | | Radical SR3 | | | |
| 1 - | 1:35.897 | + 12.856 | 11:30:29.777 | 8 - | 3:45.960 | + 2:22.919 | 12:00:28.688 |
| 2 - | 19:06.313 | + 17:43.272 | 11:49:36.090 | 9 - | 1:23.041 | | 12:01:51.729 |
| 3 - | 1:27.856 | + 4.815 | 11:51:03.946 | 10 - | 1:23.487 | + 0.446 | 12:03:15.216 |
| 4 - | 1:26.028 | + 2.987 | 11:52:29.974 | 11 - | 1:24.188 P | + 1.147 | 12:04:39.404 |
| 5 - | 1:25.273 | + 2.232 | 11:53:55.247 | 12 - | 3:12.313 | + 1:49.272 | 12:07:51.717 |
| 6 - | 1:24.025 | + 0.984 | 11:55:19.272 | 13 - | 1:26.339 | + 3.298 | 12:09:18.056 |
| 7 - | 1:23.456 P | + 0.415 | 11:56:42.728 | 14 - | 1:24.592 P | + 1.551 | 12:10:42.648 |
| 14 | Roger BROMILEY | | | Doris / Mof | | | |
| 1 - | 1:25.106 | + 5.084 | 11:29:31.237 | 9 - | 1:22.800 | + 2.778 | 11:57:10.869 |
| 2 - | 1:37.386 | + 17.364 | 11:31:08.623 | 10 - | 1:23.855 | + 3.833 | 11:58:34.724 |
| 3 - | 17:52.839 | + 16:32.817 | 11:49:01.462 | 11 - | 1:20.064 | + 0.042 | 11:59:54.788 |
| 4 - | 1:22.807 | + 2.785 | 11:50:24.269 | 12 - | 1:20.022 | | 12:01:14.810 |
| 5 - | 1:20.693 | + 0.671 | 11:51:44.962 | 13 - | 1:18.451 P | + -1.571 | 12:02:33.261 |
| 6 - | 1:20.515 | + 0.493 | 11:53:05.477 | 14 - | 2:37.539 | + 1:17.517 | 12:05:10.800 |
| 7 - | 1:21.336 | + 1.314 | 11:54:26.813 | 15 - | 1:24.197 | + 4.175 | 12:06:34.997 |
| 8 - | 1:21.256 | + 1.234 | 11:55:48.069 | 16 - | 1:38.332 P | + 18.310 | 12:08:13.329 |
| 20 | GEMIGNANI/LOUGHRAM | | | Radical SR3 | | | |
| 1 - | 1:31.364 | + 6.313 | 11:29:47.105 | 10 - | 1:27.556 | + 2.505 | 12:02:26.159 |
| 2 - | 1:25.051 | | 11:31:12.156 | 11 - | 1:26.683 | + 1.632 | 12:03:52.842 |
| 3 - | 18:09.797 | + 16:44.746 | 11:49:21.953 | 12 - | 1:27.101 | + 2.050 | 12:05:19.943 |
| 4 - | 1:29.145 | + 4.094 | 11:50:51.098 | 13 - | 1:29.197 | + 4.146 | 12:06:49.140 |
| 5 - | 1:23.193 P | + -1.858 | 11:52:14.291 | 14 - | 1:27.859 | + 2.808 | 12:08:16.999 |
| 6 - | 4:17.839 | + 2:52.788 | 11:56:32.130 | 15 - | 1:27.015 | + 1.964 | 12:09:44.014 |

Croft
Circuit Length = 2.1250 miles
Start: 11:26 End: 12:12

Weather / Track : Cloudy / Dry

DUNLOP Radical UK Cup

QUALIFYING - RACE 7 & 11 - LAP ANALYSIS

| | | | | | | | |
|-----------|-------------------------|-------------|---------------------|-------------|-----------------|------------|---------------------|
| 7 - | 1:29.090 | + 4.039 | 11:58:01.220 | 16 - | 1:25.638 | + 0.587 | 12:11:09.652 |
| 8 - | 1:28.616 | + 3.565 | 11:59:29.836 | 17 - | 1:25.949 | + 0.898 | 12:12:35.601 |
| 9 - | 1:28.767 | + 3.716 | 12:00:58.603 | | | | |
| 22 | BROMILEY/WHELDON | | | Radical SR3 | | | |
| 1 - | 1:36.636 | + 12.865 | 11:29:43.392 | 11 - | 1:24.344 | + 0.573 | 12:00:59.534 |
| 2 - | 1:30.914 | + 7.143 | 11:31:14.306 | 12 - | 1:30.200 | + 6.429 | 12:02:29.734 |
| 3 - | 18:17.907 | + 16:54.136 | 11:49:32.213 | 13 - | 1:23.771 | | 12:03:53.505 |
| 4 - | 1:30.904 | + 7.133 | 11:51:03.117 | 14 - | 1:24.691 | + 0.920 | 12:05:18.196 |
| 5 - | 1:25.923 | + 2.152 | 11:52:29.040 | 15 - | 1:24.064 | + 0.293 | 12:06:42.260 |
| 6 - | 1:24.867 | + 1.096 | 11:53:53.907 | 16 - | 1:24.839 | + 1.068 | 12:08:07.099 |
| 7 - | 1:24.414 | + 0.643 | 11:55:18.321 | 17 - | 1:24.611 | + 0.840 | 12:09:31.710 |
| 8 - | 1:24.326 | + 0.555 | 11:56:42.647 | 18 - | 1:25.311 | + 1.540 | 12:10:57.021 |
| 9 - | 1:25.063 | + 1.292 | 11:58:07.710 | 19 - | 1:24.329 | + 0.558 | 12:12:21.350 |
| 10 - | 1:27.480 | + 3.709 | 11:59:35.190 | | | | |
| 23 | HEWITT/SAGGERS | | | Radical SR3 | | | |
| 1 - | 1:24.977 | + 4.435 | 11:29:06.162 | 10 - | 1:22.390 | + 1.848 | 12:00:23.633 |
| 2 - | 1:21.884 | + 1.342 | 11:30:28.046 | 11 - | 1:21.316 | + 0.774 | 12:01:44.949 |
| 3 - | 18:55.232 | + 17:34.690 | 11:49:23.278 | 12 - | 1:21.389 | + 0.847 | 12:03:06.338 |
| 4 - | 1:29.507 | + 8.965 | 11:50:52.785 | 13 - | 1:22.984 | + 2.442 | 12:04:29.322 |
| 5 - | 1:26.676 | + 6.134 | 11:52:19.461 | 14 - | 1:20.609 | + 0.067 | 12:05:49.931 |
| 6 - | 1:20.937 | + 0.395 | 11:53:40.398 | 15 - | 1:20.592 | + 0.050 | 12:07:10.523 |
| 7 - | 1:20.819 | + 0.277 | 11:55:01.217 | 16 - | 1:20.542 | | 12:08:31.065 |
| 8 - | 1:24.168 P | + 3.626 | 11:56:25.385 | 17 - | 1:20.919 | + 0.377 | 12:09:51.984 |
| 9 - | 2:35.858 | + 1:15.316 | 11:59:01.243 | 18 - | 1:20.394 P | + -0.148 | 12:11:12.378 |
| 26 | FERGUSON/REDWOOD | | | Radical SR3 | | | |
| 1 - | 1:22.394 | + 2.971 | 11:29:01.059 | 11 - | 1:23.655 | + 4.232 | 12:01:25.035 |
| 2 - | 1:20.573 | + 1.150 | 11:30:21.632 | 12 - | 1:23.364 | + 3.941 | 12:02:48.399 |
| 3 - | 1:19.423 | | 11:31:41.055 | 13 - | 1:23.475 | + 4.052 | 12:04:11.874 |
| 4 - | 17:19.890 | + 16:00.467 | 11:49:00.945 | 14 - | 1:22.985 | + 3.562 | 12:05:34.859 |
| 5 - | 1:37.024 P | + 17.601 | 11:50:37.969 | 15 - | 1:22.870 | + 3.447 | 12:06:57.729 |
| 6 - | 3:49.504 | + 2:30.081 | 11:54:27.473 | 16 - | 1:22.703 | + 3.280 | 12:08:20.432 |
| 7 - | 1:23.555 | + 4.132 | 11:55:51.028 | 17 - | 1:22.677 | + 3.254 | 12:09:43.109 |
| 8 - | 1:22.904 | + 3.481 | 11:57:13.932 | 18 - | 1:21.487 | + 2.064 | 12:11:04.596 |
| 9 - | 1:23.642 | + 4.219 | 11:58:37.574 | 19 - | 1:22.228 | + 2.805 | 12:12:26.824 |
| 10 - | 1:23.806 | + 4.383 | 12:00:01.380 | | | | |
| 27 | JACKSON/JACKSON | | | Radical SR8 | | | |
| 1 - | 1:23.544 | + 5.114 | 11:29:15.840 | 10 - | 1:18.430 | | 12:00:46.353 |
| 2 - | 1:24.952 | + 6.522 | 11:30:40.792 | 11 - | 1:19.396 P | + 0.966 | 12:02:05.749 |
| 3 - | 18:40.618 | + 17:22.188 | 11:49:21.410 | 12 - | 3:15.232 | + 1:56.802 | 12:05:20.981 |
| 4 - | 1:30.549 | + 12.119 | 11:50:51.959 | 13 - | 1:21.598 | + 3.168 | 12:06:42.579 |
| 5 - | 1:28.248 | + 9.818 | 11:52:20.207 | 14 - | 1:19.190 | + 0.760 | 12:08:01.769 |
| 6 - | 1:28.425 P | + 9.995 | 11:53:48.632 | 15 - | 1:18.601 | + 0.171 | 12:09:20.370 |
| 7 - | 3:00.107 | + 1:41.677 | 11:56:48.739 | 16 - | 1:19.458 | + 1.028 | 12:10:39.828 |
| 8 - | 1:19.020 | + 0.590 | 11:58:07.759 | 17 - | 1:19.155 | + 0.725 | 12:11:58.983 |
| 9 - | 1:20.164 | + 1.734 | 11:59:27.923 | | | | |
| 38 | Richard FEARNES | | | Radical SR8 | | | |
| 1 - | 1:45.647 | + 22.305 | 11:50:57.697 | 9 - | 1:23.598 | + 0.256 | 12:02:19.259 |
| 2 - | 1:28.012 | + 4.670 | 11:52:25.709 | 10 - | 1:23.342 | | 12:03:42.601 |
| 3 - | 1:25.921 | + 2.579 | 11:53:51.630 | 11 - | 1:23.609 | + 0.267 | 12:05:06.210 |
| 4 - | 1:24.967 | + 1.625 | 11:55:16.597 | 12 - | 1:23.896 | + 0.554 | 12:06:30.106 |
| 5 - | 1:25.336 | + 1.994 | 11:56:41.933 | 13 - | 1:32.535 P | + 9.193 | 12:08:02.641 |
| 6 - | 1:25.776 | + 2.434 | 11:58:07.709 | 14 - | 2:28.722 | + 1:05.380 | 12:10:31.363 |
| 7 - | 1:24.429 | + 1.087 | 11:59:32.138 | 15 - | 1:51.406 P | + 28.064 | 12:12:22.769 |
| 8 - | 1:23.523 | + 0.181 | 12:00:55.661 | | | | |
| 45 | Colin NOBLE | | | Radical SR3 | | | |
| 1 - | 1:24.912 | + 4.570 | 11:29:21.424 | 11 - | 1:20.399 | + 0.057 | 11:58:42.062 |
| 2 - | 1:21.496 | + 1.154 | 11:30:42.920 | 12 - | 1:32.781 | + 12.439 | 12:00:14.843 |
| 3 - | 1:21.033 | + 0.691 | 11:32:03.953 | 13 - | 1:22.156 | + 1.814 | 12:01:36.999 |
| 4 - | 17:08.633 | + 15:48.291 | 11:49:12.586 | 14 - | 1:21.793 | + 1.451 | 12:02:58.792 |

Croft
Circuit Length = 2.1250 miles
Start: 11:26 End: 12:12

Weather / Track : Cloudy / Dry


DUNLOP Radical UK Cup
QUALIFYING - RACE 7 & 11 - LAP ANALYSIS

| | | | | | | | |
|-----------|--------------------------|-------------|---------------------|--------------------|-----------------|------------|---------------------|
| 5 - | 1:24.868 | + 4.526 | 11:50:37.454 | 15 - | 1:21.718 | + 1.376 | 12:04:20.510 |
| 6 - | 1:21.472 | + 1.130 | 11:51:58.926 | 16 - | 1:21.734 | + 1.392 | 12:05:42.244 |
| 7 - | 1:20.617 | + 0.275 | 11:53:19.543 | 17 - | 1:21.840 | + 1.498 | 12:07:04.084 |
| 8 - | 1:20.618 | + 0.276 | 11:54:40.161 | 18 - | 1:21.609 | + 1.267 | 12:08:25.693 |
| 9 - | 1:20.342 | | 11:56:00.503 | 19 - | 1:21.478 | + 1.136 | 12:09:47.171 |
| 10 - | 1:21.160 | + 0.818 | 11:57:21.663 | 20 - | 1:35.142 P | + 14.800 | 12:11:22.313 |
| 46 | FERGUSON/ALLEN | | | Radical SR3 | | | |
| 1 - | 1:25.369 | + 5.488 | 11:29:04.240 | 10 - | 1:19.881 | | 11:57:01.838 |
| 2 - | 1:25.013 | + 5.132 | 11:30:29.253 | 11 - | 1:20.364 P | + 0.483 | 11:58:22.202 |
| 3 - | 1:31.507 | + 11.626 | 11:32:00.760 | 12 - | 3:29.210 | + 2:09.329 | 12:01:51.412 |
| 4 - | 16:56.917 | + 15:37.036 | 11:48:57.677 | 13 - | 1:29.577 | + 9.696 | 12:03:20.989 |
| 5 - | 1:20.893 | + 1.012 | 11:50:18.570 | 14 - | 1:31.337 | + 11.456 | 12:04:52.326 |
| 6 - | 1:20.382 | + 0.501 | 11:51:38.952 | 15 - | 1:21.953 | + 2.072 | 12:06:14.279 |
| 7 - | 1:20.286 | + 0.405 | 11:52:59.238 | 16 - | 1:22.009 | + 2.128 | 12:07:36.288 |
| 8 - | 1:21.897 | + 2.016 | 11:54:21.135 | 17 - | 1:42.659 P | + 22.778 | 12:09:18.947 |
| 9 - | 1:20.822 | + 0.941 | 11:55:41.957 | | | | |
| 69 | DOLAN/HANCOCK | | | Radical SR3 | | | |
| 1 - | 1:21.902 | + 3.080 | 11:30:50.849 | 8 - | 1:19.355 | + 0.533 | 11:59:42.126 |
| 2 - | 18:18.406 | + 16:59.584 | 11:49:09.255 | 9 - | 1:22.959 P | + 4.137 | 12:01:05.085 |
| 3 - | 1:20.522 | + 1.700 | 11:50:29.777 | 10 - | 3:35.801 | + 2:16.979 | 12:04:40.886 |
| 4 - | 1:19.011 | + 0.189 | 11:51:48.788 | 11 - | 1:24.270 | + 5.448 | 12:06:05.156 |
| 5 - | 1:18.822 | | 11:53:07.610 | 12 - | 1:22.697 | + 3.875 | 12:07:27.853 |
| 6 - | 1:19.083 P | + 0.261 | 11:54:26.693 | 13 - | 1:22.401 | + 3.579 | 12:08:50.254 |
| 7 - | 3:56.078 | + 2:37.256 | 11:58:22.771 | 14 - | 2:07.942 P | + 49.120 | 12:10:58.196 |
| 71 | Jamie PATTERSON | | | Radical PR6 | | | |
| 1 - | 1:25.581 | + 5.792 | 11:29:04.964 | 8 - | 1:19.968 | + 0.179 | 11:54:44.183 |
| 2 - | 1:21.724 | + 1.935 | 11:30:26.688 | 9 - | 1:20.385 | + 0.596 | 11:56:04.568 |
| 3 - | 1:20.367 | + 0.578 | 11:31:47.055 | 10 - | 1:33.361 P | + 13.572 | 11:57:37.929 |
| 4 - | 17:32.889 | + 16:13.100 | 11:49:19.944 | 11 - | 4:36.648 | + 3:16.859 | 12:02:14.577 |
| 5 - | 1:22.134 | + 2.345 | 11:50:42.078 | 12 - | 1:19.789 | | 12:03:34.366 |
| 6 - | 1:21.881 | + 2.092 | 11:52:03.959 | 13 - | 1:30.803 P | + 11.014 | 12:05:05.169 |
| 7 - | 1:20.256 | + 0.467 | 11:53:24.215 | | | | |
| 88 | WOODWARD/KAISER | | | Radical SR8 | | | |
| 1 - | 1:29.235 | + 12.386 | 11:30:08.505 | 8 - | 1:17.061 | + 0.212 | 11:55:24.610 |
| 2 - | 1:18.527 | + 1.678 | 11:31:27.032 | 9 - | 1:20.697 P | + 3.848 | 11:56:45.307 |
| 3 - | 17:30.705 | + 16:13.856 | 11:48:57.737 | 10 - | 3:47.969 | + 2:31.120 | 12:00:33.276 |
| 4 - | 1:16.849 | | 11:50:14.586 | 11 - | 1:21.528 | + 4.679 | 12:01:54.804 |
| 5 - | 1:18.146 | + 1.297 | 11:51:32.732 | 12 - | 1:20.539 | + 3.690 | 12:03:15.343 |
| 6 - | 1:17.182 | + 0.333 | 11:52:49.914 | 13 - | 1:20.299 | + 3.450 | 12:04:35.642 |
| 7 - | 1:17.635 | + 0.786 | 11:54:07.549 | 14 - | 1:19.571 P | + 2.722 | 12:05:55.213 |
| 96 | EL-AKABI/EL-AKABI | | | Radical SR8 | | | |
| 1 - | 1:30.549 | + 10.716 | 11:29:30.385 | 6 - | 1:23.375 | + 3.542 | 12:04:45.514 |
| 2 - | 1:29.248 | + 9.415 | 11:30:59.633 | 7 - | 1:34.257 | + 14.424 | 12:06:19.771 |
| 3 - | 29:36.914 | + 28:17.081 | 12:00:36.547 | 8 - | 1:20.299 | + 0.466 | 12:07:40.070 |
| 4 - | 1:23.406 | + 3.573 | 12:01:59.953 | 9 - | 1:19.833 | | 12:08:59.903 |
| 5 - | 1:22.186 | + 2.353 | 12:03:22.139 | 10 - | 1:19.849 | + 0.016 | 12:10:19.752 |

Weather / Track : Cloudy / Dry

DUNLOP Radical UK Cup

RACE 7 - GRID

| | | |
|--|-----------------------------------|---------------------------------|
| ROW 9 | 1:25.051 20 GEMIGNANI/LOUGHRAM | 2 JOHNSTON/MOSELEY |
| ROW 8 | 1:23.342 38 Richard FEARNs | 1:23.771 22 BROMILEY/WHELDON |
| ROW 7 | 1:20.800 5 HALL/OSBORN | 1:23.041 10 Paul STEELE |
| ROW 6 | 1:20.411 6 BANHAM/GREENSALL | 1:20.542 23 HEWITT/SAGGERS |
| ROW 5 | 1:20.022 14 Roger BROMILEY | 1:20.342 45 Colin NOBLE |
| ROW 4 | 1:19.833 96 EL-AKABI/EL-AKABI | 1:19.881 46 FERGUSON/ALLEN |
| ROW 3 | 1:19.423 26 FERGUSON/REDWOOD | 1:19.789 71 Jamie PATTERSON |
| ROW 2 | 1:18.822 69 DOLAN/HANCOCK | 1:18.866 1 KAPADIA/LADDIMAN |
| ROW 1 | 1:16.849 88 WOODWARD/KAISER | 1:18.430 27 JACKSON/JACKSON |
| Pole | | |
|  | | |

Croft
Circuit Length = 2.1250 miles

These results are provisional until the conclusion of any judicial and technical matters.

Clerk of Course :

Timekeeper :

DUNLOP Radical UK Cup

RACE 7 - CLASSIFICATION

| POS | NO | CL | NAME | ENTRY | LAPS | TIME | GAP | DIFF | MPH | BEST | ON |
|----------------|----|------|-------------------|-------------|------|-----------|----------|-----------|-------|------------|----|
| 1 | 88 | MA | WOODWARD/KAISER | Radical SR8 | 35 | 50:54.998 | | | 87.64 | 1:17.595 | 29 |
| 2 | 1 | SS | KAPADIA/LADDIMAN | Radical SR3 | 35 | 51:20.286 | 25.288 | 25.288 | 86.92 | 1:19.314 | 11 |
| 3 | 46 | SS | FERGUSON/ALLEN | Radical SR3 | 35 | 51:21.738 | 26.740 | 1.452 | 86.88 | 1:19.682 | 35 |
| 4 | 71 | SS | Jamie PATTERSON | Radical PR6 | 35 | 51:30.255 | 35.257 | 8.517 | 86.64 | 1:20.195 | 20 |
| 5 | 45 | SS | Colin NOBLE | Radical SR3 | 35 | 51:32.317 | 37.319 | 2.062 | 86.58 | 1:20.711 | 20 |
| 6 | 2 | MA | JOHNSTON/MOSELEY | Radical SR8 | 35 | 51:34.312 | 39.314 | 1.995 | 86.53 | 1:19.047 | 5 |
| 7 | 96 | MA | EL-AKABI/EL-AKABI | Radical SR8 | 35 | 51:52.631 | 57.633 | 18.319 | 86.02 | 1:19.657 | 28 |
| 8 | 69 | SS | DOLAN/HANCOCK | Radical SR3 | 35 | 51:54.663 | 59.665 | 2.032 | 85.96 | 1:19.539 | 4 |
| 9 | 26 | SS | FERGUSON/REDWOOD | Radical SR3 | 35 | 51:55.139 | 1:00.141 | 0.476 | 85.95 | 1:19.598 | 5 |
| 10 | 10 | SS | Paul STEELE | Radical SR3 | 35 | 52:17.017 | 1:22.019 | 21.878 | 85.35 | 1:22.080 | 33 |
| 11 | 14 | SS | BROMLEY/WHELDON | | 34 | 50:22.528 | 1 lap | 1 lap | 86.05 | 1:19.943 | 32 |
| 12 | 22 | SS,£ | Ian SIMMONDS | Radical SR3 | 34 | 51:10.159 | 1 lap | 47.631 | 84.71 | 1:23.179 | 32 |
| 13 | 5 | MA | HALL/OSBORN | Radical SR8 | 34 | 51:46.662 | 1 lap | 36.503 | 83.72 | 1:20.579 | 8 |
| 14 | 6 | SS | BANHAM/GREENSALL | Radical SR5 | 34 | 52:06.100 | 1 lap | 19.438 | 83.20 | 1:20.848 | 5 |
| 15 | 38 | MA | Richard FEARNs | Radical SR8 | 32 | 51:12.254 | 3 laps | 2 laps | 79.68 | 1:21.620 | 8 |
| NOT CLASSIFIED | | | | | | | | | | | |
| DNC | 20 | SS | MEDEIROS/LOUGHRAM | Radical SR3 | 20 | 36:58.132 | 15 laps | 12 laps | 68.97 | 1:21.674 | 8 |
| DNC | 23 | SS | HEWITT/SAGGERS | Radical SR3 | 10 | 51:55.922 | 25 laps | 10 laps | 24.55 | 1:22.098 | 2 |
| DNC | 27 | MA | JACKSON/JACKSON | Radical SR8 | 12 | 16:32.780 | 23 laps | 0.000 | 92.46 | 1:18.455 | 4 |
| FASTEST LAP | | | | | | | | | | | |
| | 1 | SS | KAPADIA/LADDIMAN | Radical SR3 | 11 | 1:19.314 | | 96.45 mph | | 155.22 kph | |
| | 88 | MA | WOODWARD/KAISER | Radical SR8 | 29 | 1:17.595 | | 98.59 mph | | 158.66 kph | |
| | 22 | SS,£ | Ian SIMMONDS | Radical SR3 | 32 | 1:23.179 | | 91.97 mph | | 148.01 kph | |

Car 96 - STILL NO WORKING TRANSPONDER

Weather / Track : Cloudy / Dry

These results are provisional until the conclusion of any judicial and technical matters.

Croft
Circuit Length = 2.1250 miles
Start: 12:04 End: 12:57

| | | |
|-------------------|--|--------------|
| Clerk of Course : | | Timekeeper : |
|-------------------|--|--------------|

DUNLOP Radical UK Cup
RACE 7 - LAP CHART

| Lap 1 | | | Lap 2 | | | Lap 3 | | | Lap 4 | | | Lap 5 | | |
|-------|--------|----------|-------|--------|----------|-------|--------|----------|-------|--------|----------|-------|--------|----------|
| No | Behind | Laptime | No | Behind | Laptime | No | Behind | Laptime | No | Behind | Laptime | No | Behind | Laptime |
| 27 | | 1:22.202 | 27 | | 1:19.013 | 27 | | 1:18.531 | 27 | | 1:18.455 | 27 | | 1:18.645 |
| 88 | 0.762 | 1:22.964 | 88 | 0.844 | 1:19.095 | 88 | 1.435 | 1:19.122 | 88 | 1.835 | 1:18.855 | 88 | 1.728 | 1:18.538 |
| 26 | 1.532 | 1:23.734 | 1 | 3.159 | 1:20.192 | 1 | 4.604 | 1:19.976 | 1 | 5.729 | 1:19.580 | 1 | 7.297 | 1:20.213 |
| 1 | 1.980 | 1:24.182 | 69 | 4.930 | 1:21.404 | 69 | 6.751 | 1:20.352 | 69 | 7.835 | 1:19.539 | 69 | 9.061 | 1:19.871 |
| 69 | 2.539 | 1:24.741 | 26 | 5.280 | 1:22.761 | 26 | 7.069 | 1:20.320 | 26 | 8.706 | 1:20.092 | 26 | 9.659 | 1:19.598 |
| 46 | 3.872 | 1:26.074 | 46 | 6.427 | 1:21.568 | 46 | 9.008 | 1:21.112 | 46 | 11.389 | 1:20.836 | 46 | 14.040 | 1:21.296 |
| 23 | 4.822 | 1:27.024 | 71 | 7.114 | 1:20.956 | 71 | 9.710 | 1:21.127 | 71 | 12.052 | 1:20.797 | 71 | 15.223 | 1:21.816 |
| 71 | 5.171 | 1:27.373 | 23 | 7.907 | 1:22.098 | 6 | 13.346 | 1:22.756 | 6 | 16.142 | 1:21.251 | 6 | 18.345 | 1:20.848 |
| 45 | 5.449 | 1:27.651 | 2 | 8.533 | 1:21.030 | 45 | 15.321 | 1:25.172 | 45 | 18.803 | 1:21.937 | 2 | 19.599 | 1:19.047 |
| 6 | 5.870 | 1:28.072 | 45 | 8.680 | 1:22.244 | 5 | 17.635 | 1:23.607 | 2 | 19.197 | 1:19.907 | 45 | 21.939 | 1:21.781 |
| 2 | 6.516 | 1:28.718 | 6 | 9.121 | 1:22.264 | 2 | 17.745 | 1:27.743 | 5 | 22.987 | 1:23.807 | 5 | 26.479 | 1:22.137 |
| 5 | 6.995 | 1:29.197 | 5 | 12.559 | 1:24.577 | 14 | 18.595 | 1:23.479 | 14 | 23.780 | 1:23.640 | 14 | 27.986 | 1:22.851 |
| 14 | 8.336 | 1:30.538 | 14 | 13.647 | 1:24.324 | 10 | 21.526 | 1:23.543 | 10 | 27.010 | 1:23.939 | 10 | 31.966 | 1:23.601 |
| 10 | 10.588 | 1:32.790 | 10 | 16.514 | 1:24.939 | 38 | 23.645 | 1:24.810 | 38 | 28.243 | 1:23.053 | 38 | 33.038 | 1:23.440 |
| 22 | 11.635 | 1:33.837 | 38 | 17.366 | 1:24.345 | 20 | 24.054 | 1:24.679 | 20 | 28.677 | 1:23.078 | 20 | 33.718 | 1:23.686 |
| 38 | 12.034 | 1:34.236 | 20 | 17.906 | 1:24.222 | 22 | 25.734 | 1:25.459 | 22 | 31.887 | 1:24.608 | 96 | 37.602 | 1:23.344 |
| 20 | 12.697 | 1:34.899 | 22 | 18.806 | 1:26.184 | 96 | 27.400 | 1:24.661 | 96 | 32.903 | 1:23.958 | 22 | 45.534 | 1:32.292 |
| 96 | 14.607 | 1:36.809 | 96 | 21.270 | 1:25.676 | | | | | | | | | |

DUNLOP Radical UK Cup
RACE 7 - LAP CHART

| Lap 6 | | | Lap 7 | | | Lap 8 | | | Lap 9 | | | Lap 10 | | |
|-------|--------|----------|-------|--------|----------|-------|--------|----------|-------|----------|----------|--------|--------|----------|
| No | Behind | Laptime | No | Behind | Laptime | No | Behind | Laptime | No | Behind | Laptime | No | Behind | Laptime |
| 27 | | 2:00.960 | 27 | | 1:18.983 | 27 | | 1:18.720 | 27 | | 1:18.751 | 27 | | 1:19.700 |
| 88 | 0.377 | 1:59.609 | 88 | 0.820 | 1:19.426 | 88 | 1.045 | 1:18.945 | 88 | 0.703 | 1:18.409 | 88 | 0.367 | 1:19.364 |
| 1 | 1.005 | 1:54.668 | 1 | 2.051 | 1:20.029 | 1 | 2.868 | 1:19.537 | 1 | 3.707 | 1:19.590 | 1 | 3.645 | 1:19.638 |
| 69 | 1.462 | 1:53.361 | 69 | 2.646 | 1:20.167 | 69 | 3.589 | 1:19.663 | 69 | 4.620 | 1:19.782 | 69 | 4.633 | 1:19.713 |
| 26 | 1.892 | 1:53.193 | 26 | 3.443 | 1:20.534 | 26 | 4.510 | 1:19.787 | 26 | 5.610 | 1:19.851 | 26 | 6.556 | 1:20.646 |
| 46 | 2.338 | 1:49.258 | 46 | 4.755 | 1:21.400 | 2 | 5.933 | 1:19.404 | 2 | 6.702 | 1:19.520 | 2 | 7.628 | 1:20.626 |
| 71 | 2.539 | 1:48.276 | 2 | 5.249 | 1:20.506 | 46 | 8.122 | 1:22.087 | 71 | 10.420 | 1:20.980 | 71 | 11.939 | 1:21.219 |
| 6 | 3.332 | 1:45.947 | 71 | 6.176 | 1:22.620 | 71 | 8.191 | 1:20.735 | 46 | 11.397 | 1:22.026 | 46 | 13.083 | 1:21.386 |
| 2 | 3.726 | 1:45.087 | 6 | 6.821 | 1:22.472 | 6 | 9.516 | 1:21.415 | 6 | 12.625 | 1:21.860 | 6 | 14.142 | 1:21.217 |
| 45 | 4.580 | 1:43.601 | 45 | 7.526 | 1:21.929 | 45 | 9.946 | 1:21.140 | 45 | 12.821 | 1:21.626 | 45 | 14.496 | 1:21.375 |
| 5 | 4.877 | 1:39.358 | 5 | 8.885 | 1:22.991 | 5 | 10.744 | 1:20.579 | 5 | 13.607 | 1:21.614 | 5 | 15.279 | 1:21.372 |
| 14 | 6.521 | 1:39.495 | 14 | 10.529 | 1:22.991 | 14 | 14.632 | 1:22.823 | 14 | 18.612 | 1:22.731 | 14 | 22.065 | 1:23.153 |
| 10 | 7.855 | 1:36.849 | 10 | 12.160 | 1:23.288 | 38 | 15.528 | 1:21.620 | 20 | 19.255 | 1:21.809 | 20 | 22.280 | 1:22.725 |
| 38 | 9.054 | 1:36.976 | 38 | 12.628 | 1:22.557 | 20 | 16.197 | 1:21.674 | 10 | 23.369 | 1:23.926 | 96 | 27.558 | 1:22.453 |
| 20 | 9.797 | 1:37.039 | 20 | 13.243 | 1:22.429 | 10 | 18.194 | 1:24.754 | 96 | 24.805 | 1:22.907 | 10 | 27.602 | 1:23.933 |
| 96 | 9.937 | 1:33.295 | 96 | 15.584 | 1:24.630 | 96 | 20.649 | 1:23.785 | 22 | 29.256 | 1:24.775 | 22 | 33.573 | 1:24.017 |
| 22 | 11.964 | 1:27.390 | 22 | 17.364 | 1:24.383 | 22 | 23.232 | 1:24.588 | 38 | 1:09.274 | 2:12.497 | | | |

DUNLOP Radical UK Cup
RACE 7 - LAP CHART

| Lap 11 | | | Lap 12 | | | Lap 13 | | | Lap 14 | | | Lap 15 | | |
|--------|--------|----------|--------|----------|----------|--------|----------|----------|--------|----------|----------|--------|--------|----------|
| No | Behind | Laptime | No | Behind | Laptime | No | Behind | Laptime | No | Behind | Laptime | No | Behind | Laptime |
| 27 | | 1:19.576 | 27 | | 1:19.244 | 88 | | 1:19.270 | 88 | | 1:19.542 | 88 | | 2:08.392 |
| 88 | 0.590 | 1:19.799 | 88 | 0.683 | 1:19.337 | 1 | 3.551 | 1:19.812 | 1 | 4.131 | 1:20.122 | 1 | 0.496 | 2:04.757 |
| 1 | 3.383 | 1:19.314 | 1 | 3.692 | 1:19.553 | 69 | 4.887 | 1:19.618 | 69 | 5.876 | 1:20.531 | 69 | 1.980 | 2:04.496 |
| 69 | 4.781 | 1:19.724 | 69 | 5.222 | 1:19.685 | 26 | 8.634 | 1:20.295 | 38 | 2 LAPS | 1:28.205 | 38 | 2 LAPS | 2:03.557 |
| 26 | 7.261 | 1:20.281 | 26 | 8.292 | 1:20.275 | 2 | 9.958 | 1:20.553 | 26 | 9.897 | 1:20.805 | 26 | 3.191 | 2:01.686 |
| 2 | 8.233 | 1:20.181 | 2 | 9.358 | 1:20.369 | 71 | 16.358 | 1:21.005 | 2 | 11.193 | 1:20.777 | 2 | 4.017 | 2:01.216 |
| 71 | 13.450 | 1:21.087 | 71 | 15.306 | 1:21.100 | 46 | 18.320 | 1:21.120 | 71 | 18.219 | 1:21.403 | 71 | 5.403 | 1:55.576 |
| 46 | 14.896 | 1:21.389 | 46 | 17.153 | 1:21.501 | 6 | 19.232 | 1:21.380 | 46 | 20.243 | 1:21.465 | 46 | 6.365 | 1:54.514 |
| 6 | 15.727 | 1:21.161 | 6 | 17.805 | 1:21.322 | 45 | 20.062 | 1:21.465 | 6 | 20.850 | 1:21.160 | 6 | 7.523 | 1:55.065 |
| 45 | 16.804 | 1:21.884 | 45 | 18.550 | 1:20.990 | 5 | 22.241 | 1:21.691 | 45 | 21.787 | 1:21.267 | 45 | 8.150 | 1:54.755 |
| 5 | 17.582 | 1:21.879 | 5 | 20.503 | 1:22.165 | 10 | 43.208 | 1:24.257 | 5 | 24.367 | 1:21.668 | 5 | 9.331 | 1:53.356 |
| 10 | 34.652 | 1:26.626 | 10 | 38.904 | 1:23.496 | 20 | 1 LAP | 2:23.403 | 10 | 47.157 | 1:23.491 | 10 | 10.695 | 1:31.930 |
| 96 | 35.771 | 1:27.789 | 96 | 41.628 | 1:25.101 | 22 | 47.823 | 1:24.202 | 20 | 1 LAP | 1:23.024 | 20 | 1 LAP | 1:32.419 |
| 22 | 38.641 | 1:24.644 | 22 | 43.574 | 1:24.177 | 96 | 59.746 | 1:38.071 | 22 | 52.527 | 1:24.246 | 22 | 12.705 | 1:28.570 |
| 14 | 57.265 | 1:54.776 | 14 | 1:02.749 | 1:24.728 | 14 | 1:06.098 | 1:23.302 | 96 | 1:03.789 | 1:23.585 | 14 | 30.523 | 1:29.689 |
| 20 | 59.797 | 1:57.093 | 38 | 1 LAP | 1:24.207 | | | | 14 | 1:09.226 | 1:22.670 | 96 | 32.591 | 1:37.194 |
| 38 | 1 LAP | 2:43.898 | | | | | | | | | | | | |

DUNLOP Radical UK Cup
RACE 7 - LAP CHART

| Lap 16 | | | Lap 17 | | | Lap 18 | | | Lap 19 | | | Lap 20 | | |
|--------|--------|------------|--------|--------|------------|--------|--------|------------|--------|--------|----------|--------|--------|----------|
| No | Behind | Laptime | No | Behind | Laptime | No | Behind | Laptime | No | Behind | Laptime | No | Behind | Laptime |
| 88 | | 2:08.547 | 88 | | 1:57.823 | 1 | | 2:56.338 P | 1 | | 1:20.805 | 88 | | 1:18.221 |
| 1 | 0.499 | 2:08.550 | 1 | 0.542 | 1:57.866 | 69 | 1.508 | 2:57.327 P | 88 | 0.753 | 1:19.118 | 1 | 1.969 | 1:20.943 |
| 69 | 1.236 | 2:07.803 | 69 | 1.061 | 1:57.648 | 26 | 2.074 | 2:55.890 P | 71 | 3.044 | 1:21.641 | 71 | 4.265 | 1:20.195 |
| 38 | 2 LAPS | 2:08.601 P | 38 | 2 LAPS | 1:57.429 | 71 | 2.208 | 2:54.607 P | 45 | 4.787 | 1:23.067 | 45 | 6.524 | 1:20.711 |
| 26 | 3.317 | 2:08.673 | 26 | 3.064 | 1:57.570 | 88 | 2.440 | 2:59.320 P | 69 | 5.874 | 1:25.171 | 46 | 9.083 | 1:21.537 |
| 2 | 4.104 | 2:08.634 | 2 | 3.719 | 1:57.438 | 45 | 2.525 | 2:51.854 P | 46 | 6.520 | 1:23.836 | 69 | 9.542 | 1:22.642 |
| 71 | 5.291 | 2:08.435 | 71 | 4.481 | 1:57.013 | 46 | 3.489 | 2:55.125 P | 26 | 6.948 | 1:25.679 | 26 | 11.199 | 1:23.225 |
| 46 | 6.068 | 2:08.250 | 46 | 5.244 | 1:56.999 | 38 | 2 LAPS | 2:59.227 | 38 | 2 LAPS | 1:23.582 | 38 | 2 LAPS | 1:23.319 |
| 6 | 6.908 | 2:07.932 | 6 | 6.575 | 1:57.490 | 6 | 10.149 | 3:00.454 P | 2 | 11.319 | 1:20.761 | 2 | 12.755 | 1:20.410 |
| 45 | 7.802 | 2:08.199 | 45 | 7.551 | 1:57.572 | 10 | 10.897 | 2:56.852 P | 14 | 13.501 | 1:23.217 | 14 | 15.891 | 1:21.364 |
| 5 | 8.957 | 2:08.173 | 5 | 8.743 | 1:57.609 | 14 | 11.089 | 2:53.527 P | 6 | 16.433 | 1:27.089 | 10 | 22.003 | 1:24.032 |
| 10 | 10.189 | 2:08.041 | 10 | 10.925 | 1:58.559 | 2 | 11.363 | 3:04.524 P | 10 | 16.945 | 1:26.853 | 6 | 25.487 | 1:28.028 |
| 20 | 1 LAP | 2:07.813 | 22 | 13.399 | 1:59.636 | 22 | 12.358 | 2:55.839 P | 22 | 17.408 | 1:25.855 | 22 | 25.545 | 1:27.111 |
| 22 | 11.586 | 2:07.428 | 14 | 14.442 | 2:00.407 | 5 | 22.309 | 3:10.446 P | 5 | 27.602 | 1:26.098 | 96 | 35.441 | 1:20.307 |
| 14 | 11.858 | 1:49.882 | 20 | 1 LAP | 2:02.654 P | 96 | 34.061 | 2:58.410 P | 96 | 34.108 | 1:20.852 | 5 | 36.451 | 1:27.823 |
| 96 | 12.346 | 1:48.302 | 96 | 32.531 | 2:18.008 | | | | | | | | | |

DUNLOP Radical UK Cup
RACE 7 - LAP CHART

| Lap 21 | | | Lap 22 | | | Lap 23 | | | Lap 24 | | | Lap 25 | | |
|--------|--------|----------|--------|--------|----------|--------|--------|----------|--------|----------|----------|--------|----------|----------|
| No | Behind | Laptime | No | Behind | Laptime | No | Behind | Laptime | No | Behind | Laptime | No | Behind | Laptime |
| 88 | | 1:18.440 | 88 | | 1:17.938 | 88 | | 1:19.510 | 88 | | 1:18.674 | 88 | | 1:19.400 |
| 20 | 4 LAPS | 6:42.430 | 1 | 8.481 | 1:22.166 | 1 | 10.212 | 1:21.241 | 1 | 12.294 | 1:20.756 | 1 | 13.649 | 1:20.755 |
| 1 | 4.253 | 1:20.724 | 71 | 10.264 | 1:21.649 | 71 | 12.771 | 1:22.017 | 71 | 15.888 | 1:21.791 | 71 | 18.028 | 1:21.540 |
| 71 | 6.553 | 1:20.728 | 45 | 13.461 | 1:21.763 | 45 | 15.311 | 1:21.360 | 45 | 17.537 | 1:20.900 | 45 | 19.332 | 1:21.195 |
| 45 | 9.636 | 1:21.552 | 46 | 14.705 | 1:21.397 | 46 | 16.202 | 1:21.007 | 46 | 18.015 | 1:20.487 | 46 | 19.631 | 1:21.016 |
| 46 | 11.246 | 1:20.603 | 20 | 4 LAPS | 1:30.496 | 2 | 19.809 | 1:20.923 | 2 | 21.279 | 1:20.144 | 2 | 23.166 | 1:21.287 |
| 69 | 13.564 | 1:22.462 | 2 | 18.396 | 1:20.909 | 69 | 23.481 | 1:22.911 | 69 | 26.887 | 1:22.080 | 14 | 29.404 | 1:21.561 |
| 26 | 15.012 | 1:22.253 | 69 | 20.080 | 1:24.454 | 14 | 25.312 | 1:22.809 | 14 | 27.243 | 1:20.605 | 69 | 31.055 | 1:23.568 |
| 2 | 15.425 | 1:21.110 | 26 | 20.554 | 1:23.480 | 26 | 25.653 | 1:24.609 | 26 | 28.951 | 1:21.972 | 26 | 31.371 | 1:21.820 |
| 38 | 2 LAPS | 1:23.304 | 38 | 2 LAPS | 1:22.553 | 38 | 2 LAPS | 1:25.962 | 38 | 2 LAPS | 1:23.586 | 38 | 2 LAPS | 1:24.469 |
| 14 | 18.312 | 1:20.861 | 14 | 22.013 | 1:21.639 | 20 | 4 LAPS | 1:32.323 | 20 | 4 LAPS | 1:30.237 | 96 | 49.670 | 1:24.517 |
| 10 | 27.339 | 1:23.776 | 10 | 34.201 | 1:24.800 | 10 | 38.958 | 1:24.267 | 96 | 44.553 | 1:21.376 | 10 | 52.698 | 1:26.002 |
| 22 | 32.046 | 1:24.941 | 22 | 38.709 | 1:24.601 | 96 | 41.851 | 1:20.464 | 10 | 46.096 | 1:25.812 | 22 | 56.744 | 1:25.037 |
| 6 | 33.903 | 1:26.856 | 96 | 40.897 | 1:21.717 | 22 | 45.070 | 1:25.871 | 22 | 51.107 | 1:24.711 | 6 | 1:07.707 | 1:28.389 |
| 96 | 37.118 | 1:20.117 | 6 | 43.313 | 1:27.348 | 6 | 50.694 | 1:26.891 | 6 | 58.718 | 1:26.698 | 5 | 1:08.743 | 1:25.031 |
| 5 | 43.816 | 1:25.805 | 5 | 51.391 | 1:25.513 | 5 | 57.063 | 1:25.182 | 5 | 1:03.112 | 1:24.723 | | | |

DUNLOP Radical UK Cup
RACE 7 - LAP CHART


| Lap 26 | | | Lap 27 | | | Lap 28 | | | Lap 29 | | | Lap 30 | | |
|--------|----------|----------|--------|----------|----------|--------|----------|----------|--------|----------|----------|--------|----------|----------|
| No | Behind | Laptime | No | Behind | Laptime | No | Behind | Laptime | No | Behind | Laptime | No | Behind | Laptime |
| 88 | | 1:19.023 | 88 | | 1:21.057 | 88 | | 1:20.169 | 88 | | 1:17.595 | 88 | | 1:18.598 |
| 1 | 15.472 | 1:20.846 | 1 | 15.839 | 1:21.424 | 5 | 1 LAP | 1:25.940 | 5 | 1 LAP | 1:24.676 | 5 | 1 LAP | 1:25.009 |
| 71 | 20.067 | 1:21.062 | 23 | 24 LAPS | 1:21.062 | 6 | 1 LAP | 1:28.929 | 6 | 1 LAP | 1:27.601 | 1 | 22.675 | 1:21.362 |
| 46 | 21.234 | 1:20.626 | 71 | 20.369 | 1:21.359 | 1 | 16.292 | 1:20.622 | 1 | 19.911 | 1:21.214 | 46 | 26.825 | 1:20.091 |
| 45 | 22.153 | 1:21.844 | 46 | 20.893 | 1:20.716 | 46 | 22.545 | 1:21.821 | 46 | 25.332 | 1:20.382 | 6 | 1 LAP | 1:27.908 |
| 2 | 24.452 | 1:20.309 | 45 | 22.654 | 1:21.558 | 71 | 23.305 | 1:23.105 | 71 | 27.157 | 1:21.447 | 71 | 30.021 | 1:21.462 |
| 14 | 30.891 | 1:20.510 | 2 | 23.080 | 1:19.685 | 2 | 23.840 | 1:20.929 | 2 | 27.761 | 1:21.516 | 2 | 30.430 | 1:21.267 |
| 69 | 34.781 | 1:22.749 | 14 | 30.118 | 1:20.284 | 45 | 24.649 | 1:22.164 | 45 | 28.468 | 1:21.414 | 45 | 31.270 | 1:21.400 |
| 26 | 35.275 | 1:22.927 | 69 | 35.840 | 1:22.116 | 14 | 30.884 | 1:20.935 | 14 | 33.663 | 1:20.374 | 14 | 35.288 | 1:20.223 |
| 96 | 52.022 | 1:21.375 | 26 | 36.808 | 1:22.590 | 23 | 24 LAPS | 1:36.533 | 69 | 42.730 | 1:22.718 | 69 | 46.266 | 1:22.134 |
| 10 | 57.756 | 1:24.081 | 96 | 50.958 | 1:19.993 | 69 | 37.607 | 1:21.936 | 26 | 43.486 | 1:22.691 | 26 | 46.954 | 1:22.066 |
| 38 | 2 LAPS | 1:41.472 | 10 | 59.415 | 1:22.716 | 26 | 38.390 | 1:21.751 | 96 | 52.812 | 1:19.961 | 96 | 54.195 | 1:19.981 |
| 22 | 1:03.242 | 1:25.521 | 38 | 2 LAPS | 1:24.725 | 96 | 50.446 | 1:19.657 | 23 | 24 LAPS | 1:38.222 | 10 | 1:10.029 | 1:22.337 |
| 6 | 1:20.495 | 1:31.811 | 22 | 1:06.495 | 1:24.310 | 10 | 1:01.494 | 1:22.248 | 10 | 1:06.290 | 1:22.391 | 23 | 24 LAPS | 1:36.910 |
| 5 | 1:20.663 | 1:30.943 | | | | 38 | 2 LAPS | 1:23.830 | 38 | 2 LAPS | 1:23.082 | 38 | 2 LAPS | 1:24.038 |
| | | | | | | 22 | 1:09.968 | 1:23.642 | 22 | 1:15.666 | 1:23.293 | | | |

DUNLOP Radical UK Cup
RACE 7 - LAP CHART

| Lap 31 | | | Lap 32 | | | Lap 33 | | | Lap 34 | | | Lap 35 | | |
|--------|----------|----------|--------|----------|----------|--------|----------|----------|--------|----------|----------|--------|----------|----------|
| No | Behind | Laptime | No | Behind | Laptime | No | Behind | Laptime | No | Behind | Laptime | No | Behind | Laptime |
| 88 | | 1:20.157 | 88 | | 1:19.054 | 88 | | 1:19.163 | 88 | | 1:20.347 | 88 | | 1:22.177 |
| 22 | 1 LAP | 1:24.106 | 38 | 3 LAPS | 1:24.683 | 38 | 3 LAPS | 1:24.055 | 22 | 1 LAP | 1:23.217 | 22 | 1 LAP | 1:23.701 |
| 5 | 1 LAP | 1:23.456 | 22 | 1 LAP | 1:24.788 | 22 | 1 LAP | 1:23.179 | 38 | 3 LAPS | 1:25.426 | 38 | 3 LAPS | 1:25.510 |
| 1 | 23.961 | 1:21.443 | 23 | 25 LAPS | 1:37.198 | 23 | 25 LAPS | 1:33.474 | 1 | 27.412 | 1:21.111 | 1 | 25.288 | 1:20.053 |
| 46 | 26.559 | 1:19.891 | 1 | 25.436 | 1:20.529 | 1 | 26.648 | 1:20.375 | 46 | 29.235 | 1:20.051 | 46 | 26.740 | 1:19.682 |
| 71 | 31.300 | 1:21.436 | 46 | 28.746 | 1:21.241 | 46 | 29.531 | 1:19.948 | 71 | 36.500 | 1:21.749 | 71 | 35.257 | 1:20.934 |
| 45 | 32.357 | 1:21.244 | 5 | 1 LAP | 1:26.912 | 71 | 35.098 | 1:21.033 | 45 | 38.618 | 1:22.763 | 45 | 37.319 | 1:20.878 |
| 2 | 34.701 | 1:24.428 | 71 | 33.228 | 1:20.982 | 45 | 36.202 | 1:21.163 | 2 | 40.987 | 1:24.315 | 2 | 39.314 | 1:20.504 |
| 14 | 35.732 | 1:20.601 | 45 | 34.202 | 1:20.899 | 2 | 37.019 | 1:20.709 | 23 | 25 LAPS | 1:38.077 | 5 | 1 LAP | 1:23.217 |
| 6 | 1 LAP | 1:31.039 | 2 | 35.473 | 1:19.826 | 14 | 38.083 | 1:20.625 | 14 | 49.707 | 1:31.971 | 96 | 57.633 | 1:20.941 |
| 69 | 48.015 | 1:21.906 | 14 | 36.621 | 1:19.943 | 5 | 1 LAP | 1:35.110 | 5 | 1 LAP | 1:24.998 | 69 | 59.665 | 1:23.655 |
| 26 | 48.913 | 1:22.116 | 6 | 1 LAP | 1:26.705 | 6 | 1 LAP | 1:27.740 | 69 | 58.187 | 1:23.206 | 26 | 1:00.141 | 1:22.754 |
| 96 | 54.120 | 1:20.082 | 69 | 51.274 | 1:22.313 | 69 | 55.328 | 1:23.217 | 96 | 58.869 | 1:22.667 | 23 | 25 LAPS | 1:40.652 |
| 10 | 1:12.074 | 1:22.202 | 26 | 51.860 | 1:22.001 | 26 | 55.613 | 1:22.916 | 26 | 59.564 | 1:24.298 | 6 | 1 LAP | 1:27.220 |
| | | | 96 | 55.375 | 1:20.309 | 96 | 56.549 | 1:20.337 | 6 | 1 LAP | 1:31.782 | 10 | 1:22.019 | 1:22.922 |
| | | | 10 | 1:15.732 | 1:22.712 | 10 | 1:18.649 | 1:22.080 | 10 | 1:21.274 | 1:22.972 | | | |

DUNLOP Radical UK Cup

RACE 11 - GRID

| | | |
|--|-----------------------------------|---------------------------------|
| ROW 9 | 1:25.638 20 GEMIGNANI/LOUGHRAM | 2 JOHNSTON/MOSELEY |
| ROW 8 | 1:23.523 38 Richard FEARNs | 1:24.064 22 BROMILEY/WHELDON |
| ROW 7 | 1:22.439 6 BANHAM/GREENSALL | 1:23.487 10 Paul STEELE |
| ROW 6 | 1:20.609 23 HEWITT/SAGGERS | 1:21.516 5 HALL/OSBORN |
| ROW 5 | 1:20.399 45 Colin NOBLE | 1:20.573 26 FERGUSON/REDWOOD |
| ROW 4 | 1:20.064 14 Roger BROMILEY | 1:20.286 46 FERGUSON/ALLEN |
| ROW 3 | 1:19.849 96 EL-AKABI/EL-AKABI | 1:19.968 71 Jamie PATTERSON |
| ROW 2 | 1:18.909 1 KAPADIA/LADDIMAN | 1:19.011 69 DOLAN/HANCOCK |
| ROW 1 | 1:17.061 88 WOODWARD/KAISER | 1:18.601 27 JACKSON/JACKSON |
| Pole | | |
|  | | |

Croft
Circuit Length = 2.1250 miles

These results are provisional until the conclusion of any judicial and technical matters.

Clerk of Course :

Timekeeper :

DUNLOP Radical UK Cup

RACE 11 - CLASSIFICATION

| POS | NO | CL | NAME | ENTRY | LAPS | TIME | GAP | DIFF | MPH | BEST | ON |
|-----|----|----|-------------------|-------------|------|-----------|----------|--------|-------|----------|----|
| 1 | 88 | MA | WOODWARD/KAISER | Radical SR8 | 36 | 51:17.374 | | | 89.49 | 1:17.534 | 22 |
| 2 | 1 | SS | KAPADIA/LADDIMAN | Radical SR3 | 36 | 52:02.637 | 45.263 | 45.263 | 88.19 | 1:18.872 | 14 |
| 3 | 2 | MA | JOHNSTON/MOSELEY | Radical SR8 | 36 | 52:04.173 | 46.799 | 1.536 | 88.15 | 1:19.581 | 12 |
| 4 | 45 | SS | Colin NOBLE | Radical SR3 | 36 | 52:10.457 | 53.083 | 6.284 | 87.97 | 1:20.068 | 22 |
| 5 | 26 | SS | FERGUSON/REDWOOD | Radical SR3 | 36 | 52:13.790 | 56.416 | 3.333 | 87.88 | 1:20.201 | 26 |
| 6 | 14 | SS | BROMLEY/WHELDON | Radical SR3 | 36 | 52:20.215 | 1:02.841 | 6.425 | 87.70 | 1:20.713 | 33 |
| 7 | 46 | SS | FERGUSON/ALLEN | Radical SR3 | 36 | 52:27.811 | 1:10.437 | 7.596 | 87.49 | 1:20.224 | 15 |
| 8 | 96 | MA | EL-AKABI/EL-AKABI | Radical SR8 | 35 | 51:26.334 | 1 lap | 1 lap | 86.75 | 1:19.208 | 31 |
| 9 | 6 | SS | BANHAM/GREENSALL | Radical SR5 | 35 | 51:35.479 | 1 lap | 9.145 | 86.49 | 1:20.796 | 20 |
| 10 | 71 | SS | Jamie PATTERSON | Radical PR6 | 35 | 51:43.449 | 1 lap | 7.970 | 86.27 | 1:20.371 | 13 |
| 11 | 10 | SS | Paul STEELE | Radical SR3 | 35 | 51:54.306 | 1 lap | 10.857 | 85.97 | 1:22.333 | 31 |
| 12 | 23 | SS | HEWITT/SAGGERS | Radical SR3 | 35 | 52:07.848 | 1 lap | 13.542 | 85.60 | 1:21.384 | 12 |
| 13 | 69 | SS | DOLAN/HANCOCK | Radical SR3 | 35 | 52:15.316 | 1 lap | 7.468 | 85.39 | 1:19.370 | 21 |

NOT CLASSIFIED

| | | | | | | | | | | | |
|-----|----|------|-------------------|-------------|----|-----------|---------|---------|-------|----------|----|
| DNC | 22 | SS,£ | Ian SIMMONDS | Radical SR3 | 27 | 41:03.851 | 9 laps | 8 laps | 83.83 | 1:22.899 | 12 |
| DNC | 20 | SS | MEDEIROS/LOUGHRAM | Radical SR3 | 22 | 34:34.331 | 14 laps | 5 laps | 81.13 | 1:21.788 | 20 |
| DNC | 27 | MA | JACKSON/JACKSON | Radical SR8 | 21 | 52:08.512 | 15 laps | 1 lap | 51.35 | 1:18.405 | 8 |
| DNC | 5 | MA | HALL/OSBORN | Radical SR8 | 15 | 22:36.357 | 21 laps | 6 laps | 84.60 | 1:20.659 | 13 |
| DNC | 38 | MA | Richard FEARNES | Radical SR8 | 5 | 7:06.836 | 31 laps | 10 laps | 89.61 | 1:22.408 | 5 |

FASTEST LAP

| | | | | | | | |
|----|------|------------------|-------------|----|----------|-----------|------------|
| 1 | SS | KAPADIA/LADDIMAN | Radical SR3 | 14 | 1:18.872 | 96.99 mph | 156.09 kph |
| 88 | MA | WOODWARD/KAISER | Radical SR8 | 22 | 1:17.534 | 98.66 mph | 158.79 kph |
| 22 | SS,£ | Ian SIMMONDS | Radical SR3 | 12 | 1:22.899 | 92.28 mph | 148.51 kph |

Weather / Track : Cloudy / Dry

These results are provisional until the conclusion of any judicial and technical matters.

Croft
Circuit Length = 2.1250 miles
Start: 14:53 End: 15:46

Clerk of Course :

Timekeeper :

DUNLOP Radical UK Cup
RACE 11 - LAP CHART

| Lap 1 | | | Lap 2 | | | Lap 3 | | | Lap 4 | | | Lap 5 | | |
|-------|--------|----------|-------|--------|----------|-------|--------|----------|-------|--------|----------|-------|--------|----------|
| No | Behind | Laptime | No | Behind | Laptime | No | Behind | Laptime | No | Behind | Laptime | No | Behind | Laptime |
| 88 | | 1:22.506 | 88 | | 1:18.400 | 88 | | 1:18.479 | 88 | | 1:18.766 | 88 | | 1:17.996 |
| 1 | 0.749 | 1:23.255 | 1 | 1.981 | 1:19.632 | 1 | 2.855 | 1:19.353 | 1 | 3.684 | 1:19.595 | 1 | 4.802 | 1:19.114 |
| 71 | 2.728 | 1:25.234 | 71 | 5.618 | 1:21.290 | 46 | 8.566 | 1:21.031 | 46 | 10.591 | 1:20.791 | 46 | 13.000 | 1:20.405 |
| 46 | 3.240 | 1:25.746 | 46 | 6.014 | 1:21.174 | 71 | 9.401 | 1:22.262 | 71 | 12.371 | 1:21.736 | 71 | 15.813 | 1:21.438 |
| 69 | 5.757 | 1:28.263 | 69 | 10.590 | 1:23.233 | 5 | 13.627 | 1:21.347 | 5 | 15.543 | 1:20.682 | 2 | 17.412 | 1:19.649 |
| 45 | 6.071 | 1:28.577 | 5 | 10.759 | 1:22.647 | 2 | 14.014 | 1:20.683 | 2 | 15.759 | 1:20.511 | 5 | 19.806 | 1:22.259 |
| 5 | 6.512 | 1:29.018 | 45 | 11.723 | 1:24.052 | 69 | 16.040 | 1:23.929 | 45 | 20.207 | 1:21.960 | 69 | 26.595 | 1:23.394 |
| 23 | 8.017 | 1:30.523 | 2 | 11.810 | 1:22.052 | 23 | 16.819 | 1:22.691 | 69 | 21.197 | 1:23.923 | 23 | 26.985 | 1:23.352 |
| 14 | 8.152 | 1:30.658 | 23 | 12.607 | 1:22.990 | 45 | 17.013 | 1:23.769 | 23 | 21.629 | 1:23.576 | 14 | 27.635 | 1:23.062 |
| 2 | 8.158 | 1:30.664 | 14 | 14.291 | 1:24.539 | 14 | 18.371 | 1:22.559 | 14 | 22.569 | 1:22.964 | 26 | 28.204 | 1:22.999 |
| 26 | 8.866 | 1:31.372 | 26 | 14.599 | 1:24.133 | 26 | 18.846 | 1:22.726 | 26 | 23.201 | 1:23.121 | 45 | 29.669 | 1:27.458 |
| 22 | 10.424 | 1:32.930 | 38 | 17.117 | 1:23.861 | 38 | 22.081 | 1:23.443 | 38 | 26.277 | 1:22.962 | 38 | 30.689 | 1:22.408 |
| 10 | 11.305 | 1:33.811 | 10 | 18.473 | 1:25.568 | 10 | 23.160 | 1:23.166 | 10 | 27.474 | 1:23.080 | 10 | 32.234 | 1:22.756 |
| 38 | 11.656 | 1:34.162 | 22 | 18.712 | 1:26.688 | 22 | 24.655 | 1:24.422 | 22 | 29.188 | 1:23.299 | 22 | 34.384 | 1:23.192 |
| 20 | 15.187 | 1:37.693 | 96 | 23.983 | 1:25.346 | 6 | 36.412 | 1:27.832 | 96 | 42.930 | 1:24.388 | 96 | 51.203 | 1:26.269 |
| 6 | 16.614 | 1:39.120 | 20 | 26.513 | 1:29.726 | 20 | 37.066 | 1:29.032 | 6 | 45.301 | 1:27.655 | 6 | 55.713 | 1:28.408 |
| 96 | 17.037 | 1:39.543 | 6 | 27.059 | 1:28.845 | 96 | 37.308 | 1:31.804 | 20 | 46.932 | 1:28.632 | 20 | 57.643 | 1:28.707 |

DUNLOP Radical UK Cup
RACE 11 - LAP CHART

| Lap 6 | | | Lap 7 | | | Lap 8 | | | Lap 9 | | | Lap 10 | | |
|-------|----------|----------|-------|----------|----------|-------|--------|----------|-------|--------|----------|--------|--------|----------|
| No | Behind | Laptime | No | Behind | Laptime | No | Behind | Laptime | No | Behind | Laptime | No | Behind | Laptime |
| 88 | | 1:19.144 | 88 | | 1:19.158 | 88 | | 2:16.328 | 88 | | 2:10.356 | 88 | | 2:04.105 |
| 1 | 5.243 | 1:19.585 | 1 | 6.641 | 1:20.556 | 1 | 0.750 | 2:10.437 | 1 | 0.809 | 2:10.415 | 1 | 0.561 | 2:03.857 |
| 46 | 14.184 | 1:20.328 | 46 | 15.582 | 1:20.556 | 46 | 1.287 | 2:02.033 | 46 | 1.621 | 2:10.690 | 46 | 0.715 | 2:03.199 |
| 71 | 17.928 | 1:21.259 | 2 | 19.383 | 1:20.125 | 2 | 1.717 | 1:58.662 | 2 | 2.171 | 2:10.810 | 2 | 1.049 | 2:02.983 |
| 2 | 18.416 | 1:20.148 | 71 | 21.507 | 1:22.737 | 71 | 2.813 | 1:57.634 | 71 | 3.040 | 2:10.583 | 71 | 1.570 | 2:02.635 |
| 5 | 22.052 | 1:21.390 | 5 | 24.941 | 1:22.047 | 5 | 3.495 | 1:54.882 | 5 | 3.450 | 2:10.311 | 5 | 2.368 | 2:03.023 |
| 23 | 31.241 | 1:23.400 | 23 | 34.121 | 1:22.038 | 23 | 6.140 | 1:48.347 | 23 | 4.837 | 2:09.053 | 23 | 3.935 | 2:03.203 |
| 14 | 31.776 | 1:23.285 | 14 | 35.877 | 1:23.259 | 14 | 6.543 | 1:46.994 | 14 | 5.357 | 2:09.170 | 14 | 4.267 | 2:03.015 |
| 69 | 31.938 | 1:24.487 | 45 | 36.531 | 1:23.539 | 45 | 7.041 | 1:46.838 | 69 | 5.754 | 2:06.699 | 45 | 4.598 | 2:02.779 |
| 26 | 32.017 | 1:22.957 | 26 | 37.454 | 1:24.595 | 26 | 7.610 | 1:46.484 | 45 | 5.924 | 2:09.239 | 26 | 5.929 | 2:02.804 |
| 45 | 32.150 | 1:21.625 | 10 | 41.433 | 1:24.311 | 10 | 8.427 | 1:43.322 | 26 | 7.230 | 2:09.976 | 10 | 6.626 | 2:02.830 |
| 10 | 36.280 | 1:23.190 | 22 | 44.828 | 1:24.639 | 22 | 8.879 | 1:40.379 | 10 | 7.901 | 2:09.830 | 22 | 7.080 | 2:02.475 |
| 22 | 39.347 | 1:24.107 | 69 | 45.849 | 1:33.069 | 69 | 9.411 | 1:39.890 | 22 | 8.710 | 2:10.187 | 96 | 7.771 | 2:02.592 |
| 96 | 56.238 | 1:24.179 | 96 | 1:01.965 | 1:24.885 | 96 | 10.724 | 1:25.087 | 96 | 9.284 | 2:08.916 | 6 | 9.559 | 2:03.202 |
| 6 | 1:04.554 | 1:27.985 | 6 | 1:13.210 | 1:27.814 | 6 | 30.364 | 1:33.482 | 6 | 10.462 | 1:50.454 | 20 | 11.136 | 2:03.863 |
| 20 | 1:07.962 | 1:29.463 | 20 | 1:17.361 | 1:28.557 | 20 | 30.729 | 1:29.696 | 20 | 11.378 | 1:51.005 | | | |
| | | | | | | | | | 69 | 5.754 | 2:06.699 | | | |

DUNLOP Radical UK Cup
RACE 11 - LAP CHART

| Lap 11 | | | Lap 12 | | | Lap 13 | | | Lap 14 | | | Lap 15 | | |
|--------|--------|----------|--------|--------|----------|--------|--------|----------|--------|--------|----------|--------|--------|----------|
| No | Behind | Laptime | No | Behind | Laptime | No | Behind | Laptime | No | Behind | Laptime | No | Behind | Laptime |
| 88 | | 1:18.738 | 88 | | 1:18.182 | 88 | | 1:18.746 | 88 | | 1:18.267 | 88 | | 1:18.526 |
| 1 | 1.632 | 1:19.809 | 1 | 2.574 | 1:19.124 | 1 | 2.976 | 1:19.148 | 1 | 3.581 | 1:18.872 | 1 | 4.406 | 1:19.351 |
| 2 | 4.219 | 1:21.908 | 2 | 5.618 | 1:19.581 | 2 | 7.087 | 1:20.215 | 2 | 8.844 | 1:20.024 | 2 | 10.764 | 1:20.446 |
| 46 | 4.735 | 1:22.758 | 46 | 7.699 | 1:21.146 | 46 | 9.722 | 1:20.769 | 46 | 11.697 | 1:20.242 | 46 | 13.395 | 1:20.224 |
| 71 | 5.024 | 1:22.192 | 71 | 8.827 | 1:21.985 | 71 | 10.452 | 1:20.371 | 71 | 13.077 | 1:20.892 | 71 | 16.080 | 1:21.529 |
| 5 | 5.384 | 1:21.754 | 5 | 9.356 | 1:22.154 | 5 | 11.269 | 1:20.659 | 5 | 14.234 | 1:21.232 | 5 | 18.660 | 1:22.952 |
| 23 | 7.410 | 1:22.213 | 23 | 10.612 | 1:21.384 | 23 | 13.802 | 1:21.936 | 45 | 17.314 | 1:21.493 | 45 | 20.091 | 1:21.303 |
| 45 | 8.782 | 1:22.922 | 45 | 11.132 | 1:20.532 | 45 | 14.088 | 1:21.702 | 23 | 18.133 | 1:22.598 | 23 | 22.243 | 1:22.636 |
| 14 | 8.943 | 1:23.414 | 14 | 13.608 | 1:22.847 | 14 | 17.329 | 1:22.467 | 14 | 22.002 | 1:22.940 | 14 | 26.348 | 1:22.872 |
| 26 | 11.222 | 1:24.031 | 26 | 14.484 | 1:21.444 | 26 | 17.682 | 1:21.944 | 26 | 22.512 | 1:23.097 | 26 | 26.900 | 1:22.914 |
| 69 | 1 LAP | 3:29.545 | 69 | 1 LAP | 1:22.755 | 69 | 1 LAP | 1:22.820 | 69 | 1 LAP | 1:22.700 | 96 | 32.253 | 1:23.015 |
| 10 | 13.069 | 1:25.181 | 10 | 17.671 | 1:22.784 | 96 | 22.141 | 1:22.684 | 96 | 27.764 | 1:23.890 | 69 | 1 LAP | 1:25.244 |
| 96 | 13.710 | 1:24.677 | 96 | 18.203 | 1:22.675 | 10 | 23.252 | 1:24.327 | 10 | 28.726 | 1:23.741 | 10 | 33.393 | 1:23.193 |
| 22 | 14.634 | 1:26.292 | 22 | 19.351 | 1:22.899 | 22 | 23.962 | 1:23.357 | 22 | 28.982 | 1:23.287 | 22 | 33.955 | 1:23.499 |
| 6 | 18.697 | 1:27.876 | 20 | 26.598 | 1:25.584 | 6 | 34.218 | 1:25.839 | 6 | 41.326 | 1:25.375 | 6 | 48.719 | 1:25.919 |
| 20 | 19.196 | 1:26.798 | 6 | 27.125 | 1:26.610 | 20 | 37.522 | 1:29.670 | 20 | 44.757 | 1:25.502 | 20 | 52.267 | 1:26.036 |

DUNLOP Radical UK Cup
RACE 11 - LAP CHART

| Lap 16 | | | Lap 17 | | | Lap 18 | | | Lap 19 | | | Lap 20 | | |
|--------|----------|----------|--------|----------|------------|--------|----------|------------|--------|----------|------------|--------|----------|------------|
| No | Behind | Laptime | No | Behind | Laptime | No | Behind | Laptime | No | Behind | Laptime | No | Behind | Laptime |
| 88 | | 1:18.098 | 88 | | 1:16.867 | 46 | | 1:20.210 | 1 | | 1:21.191 | 1 | | 1:20.874 |
| 1 | 5.763 | 1:19.455 | 1 | 5.892 | 1:16.996 | 71 | 4.261 | 1:19.105 | 88 | 5.307 | 1:18.851 | 88 | 2.056 | 1:17.623 |
| 2 | 13.393 | 1:20.727 | 2 | 15.414 | 1:18.888 | 27 | 15 LAPS | 1:21.118 | 20 | 1 LAP | 2:50.559 | 20 | 1 LAP | 1:22.064 |
| 46 | 15.711 | 1:20.414 | 46 | 19.492 | 1:20.648 | 23 | 11.472 | 1:19.310 | 46 | 13.563 | 2:31.362 P | 46 | 15.456 | 1:22.767 |
| 71 | 20.312 | 1:22.330 | 71 | 24.858 | 1:21.413 | 1 | 56.608 | 2:30.418 P | 2 | 17.388 | 1:20.166 | 2 | 16.813 | 1:20.299 |
| 27 | 15 LAPS | 2:50.559 | 27 | 15 LAPS | 1:19.638 | 88 | 1:04.255 | 2:43.957 P | 45 | 18.724 | 1:20.813 | 45 | 18.527 | 1:20.677 |
| 45 | 24.216 | 1:22.223 | 45 | 25.985 | 1:18.636 | 2 | 1:15.021 | 2:39.309 P | 14 | 25.357 | 1:21.187 | 14 | 26.502 | 1:22.019 |
| 23 | 26.616 | 1:22.471 | 23 | 31.864 | 1:22.115 | 45 | 1:15.710 | 2:29.427 P | 26 | 28.749 | 1:25.679 | 26 | 28.465 | 1:20.590 |
| 14 | 30.589 | 1:22.339 | 14 | 34.072 | 1:20.350 | 26 | 1:20.869 | 2:25.938 P | 71 | 30.044 | 2:43.582 P | 69 | 1 LAP | 1:20.508 |
| 26 | 30.992 | 1:22.190 | 26 | 34.633 | 1:20.508 | 14 | 1:21.969 | 2:27.599 P | 27 | 14 LAPS | 1:31.080 | 10 | 46.905 | 1:23.680 |
| 69 | 1 LAP | 1:24.253 | 69 | 1 LAP | 1:21.882 P | 27 | 14 LAPS | 1:18.890 | 69 | 1 LAP | 1:21.000 | 23 | 51.085 | 1:22.634 |
| 10 | 38.883 | 1:23.588 | 10 | 44.160 | 1:22.144 | 22 | 1:35.179 | 2:30.052 P | 22 | 41.850 | 1:24.470 | 22 | 52.967 | 1:31.991 |
| 22 | 39.691 | 1:23.834 | 22 | 44.829 | 1:22.005 | 69 | 1 LAP | 2:32.590 | 10 | 44.099 | 1:23.364 | 71 | 55.508 | 1:46.338 P |
| 96 | 55.720 | 1:41.565 | 96 | 1:04.206 | 1:25.353 | 10 | 1:38.534 | 2:34.076 P | 23 | 49.325 | 2:55.652 P | 6 | 58.005 | 1:20.796 |
| 6 | 56.573 | 1:25.952 | 6 | 1:04.742 | 1:25.036 | 6 | 1:54.788 | 2:29.748 P | 6 | 58.083 | 1:21.094 | 96 | 1:01.569 | 1:20.233 |
| 20 | 1:07.872 | 1:33.703 | 20 | 1:18.202 | 1:27.197 | 96 | 1:59.521 | 2:35.017 P | 96 | 1:02.210 | 1:20.488 | | | |

DUNLOP Radical UK Cup
RACE 11 - LAP CHART

| Lap 21 | | | Lap 22 | | | Lap 23 | | | Lap 24 | | | Lap 25 | | |
|--------|----------|----------|--------|----------|----------|--------|----------|----------|--------|----------|----------|--------|----------|----------|
| No | Behind | Laptime | No | Behind | Laptime | No | Behind | Laptime | No | Behind | Laptime | No | Behind | Laptime |
| 88 | | 1:19.038 | 88 | | 1:17.534 | 88 | | 1:17.802 | 88 | | 1:17.787 | 88 | | 1:19.257 |
| 1 | 1.013 | 1:22.107 | 1 | 5.028 | 1:21.549 | 1 | 9.103 | 1:21.877 | 1 | 12.690 | 1:21.374 | 1 | 15.087 | 1:21.654 |
| 20 | 1 LAP | 1:21.788 | 20 | 1 LAP | 1:22.490 | 2 | 21.802 | 1:20.822 | 2 | 24.490 | 1:20.475 | 2 | 26.262 | 1:21.029 |
| 2 | 16.479 | 1:20.760 | 2 | 18.782 | 1:19.837 | 45 | 24.820 | 1:21.617 | 45 | 28.092 | 1:21.059 | 45 | 29.813 | 1:20.978 |
| 45 | 18.471 | 1:21.038 | 45 | 21.005 | 1:20.068 | 20 | 1 LAP | 1:26.566 | 46 | 32.465 | 1:21.953 | 46 | 35.381 | 1:22.173 |
| 46 | 19.055 | 1:24.693 | 46 | 24.031 | 1:22.510 | 46 | 28.299 | 1:22.070 | 14 | 36.962 | 1:21.218 | 26 | 38.424 | 1:20.255 |
| 14 | 26.357 | 1:20.949 | 14 | 29.967 | 1:21.144 | 14 | 33.531 | 1:21.366 | 26 | 37.426 | 1:21.224 | 14 | 39.609 | 1:21.904 |
| 26 | 27.642 | 1:20.271 | 26 | 30.481 | 1:20.373 | 26 | 33.989 | 1:21.310 | 27 | 15 LAPS | 1:19.830 | 27 | 15 LAPS | 1:19.281 |
| 27 | 15 LAPS | 2:37.542 | 27 | 15 LAPS | 1:20.574 | 27 | 15 LAPS | 1:18.405 | 69 | 1 LAP | 1:19.988 | 69 | 1 LAP | 1:19.869 |
| 69 | 1 LAP | 1:19.585 | 69 | 1 LAP | 1:19.370 | 69 | 1 LAP | 1:19.751 | 10 | 1:04.438 | 1:22.498 | 10 | 1:07.935 | 1:22.754 |
| 10 | 48.971 | 1:23.160 | 10 | 54.238 | 1:22.801 | 10 | 59.727 | 1:23.291 | 6 | 1:08.985 | 1:21.247 | 6 | 1:11.383 | 1:21.655 |
| 23 | 52.569 | 1:22.578 | 23 | 57.827 | 1:22.792 | 23 | 1:03.103 | 1:23.078 | 23 | 1:09.341 | 1:24.025 | 96 | 1:11.656 | 1:21.233 |
| 22 | 55.823 | 1:23.950 | 22 | 1:01.792 | 1:23.503 | 6 | 1:05.525 | 1:21.449 | 96 | 1:09.680 | 1:20.539 | 23 | 1:14.967 | 1:24.883 |
| 6 | 58.072 | 1:21.161 | 6 | 1:01.878 | 1:21.340 | 96 | 1:06.928 | 1:21.241 | 22 | 1:14.064 | 1:23.849 | | | |
| 96 | 1:00.724 | 1:20.249 | 96 | 1:03.489 | 1:20.299 | 22 | 1:08.002 | 1:24.012 | 71 | 1:18.898 | 1:21.363 | | | |
| 71 | 1:08.328 | 1:33.914 | 71 | 1:12.015 | 1:21.221 | 71 | 1:15.322 | 1:21.109 | | | | | | |

DUNLOP Radical UK Cup
RACE 11 - LAP CHART

| Lap 26 | | | Lap 27 | | | Lap 28 | | | Lap 29 | | | Lap 30 | | |
|--------|----------|----------|--------|----------|----------|--------|----------|------------|--------|----------|----------|--------|----------|----------|
| No | Behind | Laptime | No | Behind | Laptime | No | Behind | Laptime | No | Behind | Laptime | No | Behind | Laptime |
| 88 | | 1:18.856 | 88 | | 1:19.688 | 88 | | 1:18.972 | 88 | | 1:20.253 | 88 | | 1:18.302 |
| 22 | 1 LAP | 1:24.144 | 23 | 1 LAP | 1:25.390 | 23 | 1 LAP | 1:24.474 | 6 | 1 LAP | 1:23.189 | 6 | 1 LAP | 1:21.530 |
| 71 | 1 LAP | 1:21.750 | 71 | 1 LAP | 1:21.605 | 71 | 1 LAP | 1:21.930 | 10 | 1 LAP | 1:24.338 | 10 | 1 LAP | 1:22.587 |
| 1 | 18.141 | 1:21.910 | 22 | 1 LAP | 1:34.695 | 22 | 1 LAP | 1:25.694 P | 71 | 1 LAP | 1:22.218 | 71 | 1 LAP | 1:21.332 |
| 2 | 27.805 | 1:20.399 | 1 | 20.874 | 1:22.421 | 1 | 23.909 | 1:22.007 | 23 | 1 LAP | 1:24.661 | 23 | 1 LAP | 1:24.472 |
| 45 | 31.762 | 1:20.805 | 2 | 28.757 | 1:20.640 | 2 | 29.957 | 1:20.172 | 1 | 24.955 | 1:21.299 | 1 | 29.496 | 1:22.843 |
| 46 | 38.785 | 1:22.260 | 45 | 33.912 | 1:21.838 | 45 | 35.490 | 1:20.550 | 2 | 30.902 | 1:21.198 | 2 | 34.010 | 1:21.410 |
| 26 | 39.769 | 1:20.201 | 46 | 40.972 | 1:21.875 | 26 | 43.342 | 1:20.790 | 45 | 36.258 | 1:21.021 | 45 | 39.694 | 1:21.738 |
| 14 | 43.556 | 1:22.803 | 26 | 41.524 | 1:21.443 | 46 | 44.494 | 1:22.494 | 26 | 43.847 | 1:20.758 | 27 | 15 LAPS | 1:20.031 |
| 27 | 15 LAPS | 1:22.683 | 27 | 15 LAPS | 1:19.278 | 27 | 15 LAPS | 1:20.158 | 27 | 15 LAPS | 1:19.971 | 26 | 47.319 | 1:21.774 |
| 69 | 1 LAP | 1:20.019 | 14 | 45.739 | 1:21.871 | 69 | 1 LAP | 1:20.266 | 46 | 47.108 | 1:22.867 | 69 | 1 LAP | 1:22.580 |
| 10 | 1:11.841 | 1:22.762 | 69 | 1 LAP | 1:20.574 | 14 | 48.686 | 1:21.919 | 69 | 1 LAP | 1:20.193 | 46 | 52.404 | 1:23.598 |
| 96 | 1:12.675 | 1:19.875 | 96 | 1:13.481 | 1:20.494 | 96 | 1:14.068 | 1:19.559 | 14 | 49.948 | 1:21.515 | 14 | 52.922 | 1:21.276 |
| 6 | 1:14.736 | 1:22.209 | 10 | 1:16.238 | 1:24.085 | | | | 96 | 1:14.931 | 1:21.116 | 96 | 1:15.902 | 1:19.273 |
| | | | 6 | 1:16.972 | 1:21.924 | | | | | | | | | |

DUNLOP Radical UK Cup
RACE 11 - LAP CHART

| Lap 31 | | | Lap 32 | | | Lap 33 | | | Lap 34 | | | Lap 35 | | |
|--------|----------|----------|--------|----------|----------|--------|----------|----------|--------|----------|----------|--------|----------|----------|
| No | Behind | Laptime | No | Behind | Laptime | No | Behind | Laptime | No | Behind | Laptime | No | Behind | Laptime |
| 88 | | 1:18.628 | 88 | | 1:18.947 | 88 | | 1:18.921 | 88 | | 1:19.735 | 88 | | 1:21.271 |
| 6 | 1 LAP | 1:21.280 | 6 | 1 LAP | 1:21.525 | 96 | 1 LAP | 1:25.436 | 96 | 1 LAP | 1:24.147 | 96 | 1 LAP | 1:21.080 |
| 10 | 1 LAP | 1:22.439 | 10 | 1 LAP | 1:22.333 | 6 | 1 LAP | 1:21.778 | 6 | 1 LAP | 1:21.747 | 6 | 1 LAP | 1:22.181 |
| 71 | 1 LAP | 1:21.031 | 71 | 1 LAP | 1:21.536 | 10 | 1 LAP | 1:22.785 | 10 | 1 LAP | 1:23.894 | 71 | 1 LAP | 1:22.483 |
| 23 | 1 LAP | 1:25.120 | 23 | 1 LAP | 1:25.006 | 71 | 1 LAP | 1:21.256 | 71 | 1 LAP | 1:21.676 | 10 | 1 LAP | 1:31.475 |
| 1 | 32.661 | 1:21.793 | 1 | 35.234 | 1:21.520 | 23 | 1 LAP | 1:24.450 | 23 | 1 LAP | 1:24.257 | 1 | 43.634 | 1:21.269 |
| 2 | 37.380 | 1:21.998 | 2 | 40.487 | 1:22.054 | 1 | 40.695 | 1:24.382 | 1 | 43.636 | 1:22.676 | 2 | 44.881 | 1:21.635 |
| 45 | 42.514 | 1:21.448 | 45 | 44.454 | 1:20.887 | 2 | 43.174 | 1:21.608 | 2 | 44.517 | 1:21.078 | 23 | 1 LAP | 1:25.987 |
| 27 | 15 LAPS | 1:18.566 | 27 | 15 LAPS | 1:19.151 | 45 | 46.561 | 1:21.028 | 45 | 48.122 | 1:21.296 | 45 | 48.073 | 1:21.222 |
| 26 | 49.486 | 1:20.795 | 26 | 51.666 | 1:21.127 | 27 | 15 LAPS | 1:19.563 | 27 | 15 LAPS | 1:21.469 | 27 | 15 LAPS | 1:21.162 |
| 69 | 1 LAP | 1:20.185 | 69 | 1 LAP | 1:20.182 | 26 | 54.026 | 1:21.281 | 26 | 55.167 | 1:20.876 | 26 | 54.591 | 1:20.695 |
| 14 | 56.401 | 1:22.107 | 14 | 58.311 | 1:20.857 | 69 | 1 LAP | 1:20.588 | 69 | 1 LAP | 1:20.373 | 69 | 1 LAP | 1:20.514 |
| 46 | 57.059 | 1:23.283 | 46 | 1:00.864 | 1:22.752 | 14 | 1:00.103 | 1:20.713 | 14 | 1:01.293 | 1:20.925 | 14 | 1:00.986 | 1:20.964 |
| 96 | 1:16.482 | 1:19.208 | | | | 46 | 1:04.666 | 1:22.723 | 46 | 1:06.851 | 1:21.920 | 46 | 1:07.418 | 1:21.838 |

DUNLOP Radical UK Cup

RACE 11 - LAP CHART

| Lap 36 | | |
|--------|----------|----------|
| No | Behind | Laptime |
| 88 | | 1:19.290 |
| 96 | 1 LAP | 1:19.979 |
| 6 | 1 LAP | 1:22.222 |
| 71 | 1 LAP | 1:22.480 |
| 10 | 1 LAP | 1:25.162 |
| 1 | 45.263 | 1:20.919 |
| 2 | 46.799 | 1:21.208 |
| 23 | 1 LAP | 1:24.553 |
| 27 | 15 LAPS | 1:21.755 |
| 45 | 53.083 | 1:24.300 |
| 26 | 56.416 | 1:21.115 |
| 69 | 1 LAP | 1:21.095 |
| 14 | 1:02.841 | 1:21.145 |
| 46 | 1:10.437 | 1:22.309 |

DUNLOP Radical Club Cup

RACE 6 - CLASSIFICATION

| POS | NO | CL | NAME | ENTRY | LAPS | TIME | GAP | DIFF | MPH | BEST | ON |
|-----|----|----|------------------|-------------------|------|-----------|----------|--------|-------|----------|----|
| 1 | 3 | IN | Jonathan WRIGHT | Radical PR6 | 15 | 20:57.373 | | | 91.26 | 1:21.134 | 5 |
| 2 | 5 | SS | James SAGGERS | Radical SR3 | 15 | 20:57.382 | 0.009 | 0.009 | 91.26 | 1:20.904 | 5 |
| 3 | 95 | PO | Richard STABLES | Radical PR6 | 15 | 21:46.622 | 49.249 | 49.240 | 87.82 | 1:24.245 | 9 |
| 4 | 81 | SS | Gordon PATTERSON | Radical PR6 | 15 | 21:59.087 | 1:01.714 | 12.465 | 86.99 | 1:24.540 | 6 |
| 5 | 42 | IN | Alan HOGG | D+D Racing | 15 | 22:09.532 | 1:12.159 | 10.445 | 86.30 | 1:25.276 | 9 |
| 6 | 2 | BI | Mark GRIFFITHS | Radical SR4 | 15 | 22:09.837 | 1:12.464 | 0.305 | 86.28 | 1:26.054 | 3 |
| 7 | 1 | SS | Paul STEELE | Radical SR3 | 15 | 22:09.989 | 1:12.616 | 0.152 | 86.28 | 1:23.804 | 15 |
| 8 | 10 | SS | Jon ALI | Radical SR3 | 15 | 22:19.252 | 1:21.879 | 9.263 | 85.68 | 1:25.725 | 15 |
| 9 | 19 | BI | Gary KANE | Radical SR4 | 15 | 22:20.502 | 1:23.129 | 1.250 | 85.60 | 1:26.073 | 9 |
| 10 | 70 | IN | Darren ANLEY | Radical Prosport | 15 | 22:20.600 | 1:23.227 | 0.098 | 85.59 | 1:25.776 | 15 |
| 11 | 59 | BI | Stephen LINDSAY | Radical SR4 | 15 | 22:22.654 | 1:25.281 | 2.054 | 85.46 | 1:26.537 | 6 |
| 12 | 33 | BI | Simon WHITE | Radical SR4 | 14 | 21:02.051 | 1 lap | 1 lap | 84.86 | 1:27.728 | 3 |
| 13 | 46 | IN | Sheridan BELL | Radical Prosport | 14 | 21:13.294 | 1 lap | 11.243 | 84.11 | 1:26.387 | 14 |
| 14 | 6 | BI | Dave BANHAM | Radical SR4 | 14 | 22:03.565 | 1 lap | 50.271 | 80.91 | 1:30.508 | 13 |
| 15 | 26 | CL | Mark BOOT | Radical Clubsport | 14 | 22:05.203 | 1 lap | 1.638 | 80.81 | 1:28.657 | 8 |
| 16 | 91 | IN | David FRANKLAND | Radical SR4 | 14 | 22:08.361 | 1 lap | 3.158 | 80.62 | 1:31.674 | 3 |
| 17 | 25 | CL | Andrew HARWOOD | Radical Clubsport | 14 | 22:31.501 | 1 lap | 23.140 | 79.24 | 1:30.263 | 9 |
| 18 | 18 | CL | Jon WATSON | Radical Clubsport | 13 | 21:36.511 | 2 laps | 1 lap | 76.70 | 1:34.939 | 13 |
| 19 | 69 | SS | Simon DOLAN | Radical SR3 | 12 | 22:18.740 | 3 laps | 1 lap | 68.57 | 1:23.260 | 4 |

NOT CLASSIFIED

| | | | | | | | | | | | |
|-----|----|------|----------------|-------------|----|-----------|---------|--------|-------|----------|----|
| DNF | 55 | SS | Robert BALDOCK | Radical SR3 | 14 | 20:56.961 | 1 lap | 0.000 | 85.20 | 1:25.686 | 14 |
| DNF | 37 | SS | Bill HENDERSON | Radical SR3 | 12 | 19:52.579 | 3 laps | 2 laps | 76.97 | 1:27.909 | 5 |
| DNF | 64 | SS | Nigel MORRISON | Radical PR6 | 5 | 7:12.202 | 10 laps | 7 laps | 88.50 | 1:23.030 | 5 |
| DNF | 23 | SS | Simon TILLING | Radical SR3 | 4 | 6:50.054 | 11 laps | 1 lap | 74.62 | 1:28.602 | 2 |
| DNF | 20 | SS | Simon FISH | Radical SR3 | 1 | 1:41.027 | 14 laps | 3 laps | 75.72 | | |
| DNF | 14 | SS | Roger BROMLEY | Doris / Mof | 1 | 2:09.959 | 14 laps | 28.932 | 58.86 | | |
| DNF | 73 | SS | Chris GRIEVE | Radical SR3 | 0 | | | | | | |
| DNF | 22 | SS,§ | Ian SIMMONDS | Radical SR3 | 12 | 18:45.311 | 3 laps | 0.000 | 81.57 | 1:26.125 | 5 |

FASTEST LAP

| | | | | | | | |
|----|------|-----------------|-------------------|---|----------|-----------|------------|
| 5 | SS | James SAGGERS | Radical SR3 | 5 | 1:20.904 | 94.55 mph | 152.17 kph |
| 2 | BI | Mark GRIFFITHS | Radical SR4 | 3 | 1:26.054 | 88.89 mph | 143.06 kph |
| 3 | IN | Jonathan WRIGHT | Radical PR6 | 5 | 1:21.134 | 94.28 mph | 151.74 kph |
| 26 | CL | Mark BOOT | Radical Clubsport | 8 | 1:28.657 | 86.28 mph | 138.86 kph |
| 95 | PO | Richard STABLES | Radical PR6 | 9 | 1:24.245 | 90.80 mph | 146.14 kph |
| 22 | SS,§ | Ian SIMMONDS | Radical SR3 | 5 | 1:26.125 | 88.82 mph | 142.95 kph |

Weather / Track : Cloudy / Dry

These results are provisional until the conclusion of any judicial and technical matters.

Croft
Circuit Length = 2.1250 miles
Start: 17:39 End: 00:00

Clerk of Course :

Timekeeper :

DUNLOP Radical Club Cup
RACE 6 - LAP CHART

| Lap 1 | | | Lap 2 | | | Lap 3 | | | Lap 4 | | | Lap 5 | | |
|-------|--------|----------|-------|--------|----------|-------|--------|----------|-------|----------|----------|-------|----------|----------|
| No | Behind | Laptime | No | Behind | Laptime | No | Behind | Laptime | No | Behind | Laptime | No | Behind | Laptime |
| 5 | | 1:34.599 | 5 | | 1:23.559 | 5 | | 1:21.858 | 5 | | 1:21.259 | 5 | | 1:20.904 |
| 3 | 0.635 | 1:35.234 | 3 | 0.670 | 1:23.594 | 3 | 0.921 | 1:22.109 | 3 | 0.811 | 1:21.149 | 3 | 1.041 | 1:21.134 |
| 64 | 1.158 | 1:35.757 | 64 | 2.632 | 1:25.033 | 64 | 5.349 | 1:24.575 | 64 | 7.897 | 1:23.807 | 64 | 10.023 | 1:23.030 |
| 95 | 2.952 | 1:37.551 | 69 | 6.961 | 1:26.848 | 69 | 8.684 | 1:23.581 | 69 | 10.685 | 1:23.260 | 95 | 20.360 | 1:24.823 |
| 69 | 3.672 | 1:38.271 | 95 | 8.198 | 1:28.805 | 95 | 12.750 | 1:26.410 | 95 | 16.441 | 1:24.950 | 81 | 23.994 | 1:25.496 |
| 33 | 6.020 | 1:40.619 | 81 | 11.514 | 1:27.951 | 81 | 15.420 | 1:25.764 | 81 | 19.402 | 1:25.241 | 2 | 27.916 | 1:26.364 |
| 20 | 6.428 | 1:41.027 | 33 | 11.572 | 1:29.111 | 2 | 16.921 | 1:26.054 | 2 | 22.456 | 1:26.794 | 69 | 29.154 | 1:39.373 |
| 81 | 7.122 | 1:41.721 | 2 | 12.725 | 1:27.647 | 33 | 17.442 | 1:27.728 | 33 | 24.380 | 1:28.197 | 33 | 31.222 | 1:27.746 |
| 37 | 7.723 | 1:42.322 | 37 | 15.755 | 1:31.591 | 37 | 24.811 | 1:30.914 | 42 | 31.650 | 1:27.866 | 42 | 38.056 | 1:27.310 |
| 2 | 8.637 | 1:43.236 | 42 | 16.464 | 1:28.790 | 42 | 25.043 | 1:30.437 | 59 | 33.420 | 1:28.839 | 59 | 39.715 | 1:27.199 |
| 42 | 11.233 | 1:45.832 | 19 | 17.621 | 1:29.793 | 59 | 25.840 | 1:29.629 | 37 | 34.506 | 1:30.954 | 37 | 41.511 | 1:27.909 |
| 19 | 11.387 | 1:45.986 | 59 | 18.069 | 1:29.462 | 19 | 26.287 | 1:30.524 | 1 | 34.819 | 1:29.382 | 1 | 42.007 | 1:28.092 |
| 59 | 12.166 | 1:46.765 | 55 | 19.010 | 1:30.224 | 1 | 26.696 | 1:29.362 | 19 | 35.122 | 1:30.094 | 19 | 42.510 | 1:28.292 |
| 55 | 12.345 | 1:46.944 | 1 | 19.192 | 1:29.483 | 23 | 26.981 | 1:29.002 | 55 | 35.632 | 1:29.566 | 55 | 43.306 | 1:28.578 |
| 70 | 13.092 | 1:47.691 | 23 | 19.837 | 1:28.602 | 55 | 27.325 | 1:30.173 | 46 | 36.436 | 1:29.792 | 46 | 43.663 | 1:28.131 |
| 1 | 13.268 | 1:47.867 | 46 | 20.494 | 1:29.506 | 46 | 27.903 | 1:29.267 | 70 | 37.004 | 1:29.816 | 70 | 44.218 | 1:28.118 |
| 46 | 14.547 | 1:49.146 | 70 | 21.053 | 1:31.520 | 10 | 28.037 | 1:28.212 | 10 | 37.598 | 1:30.820 | 10 | 44.708 | 1:28.014 |
| 23 | 14.794 | 1:49.393 | 10 | 21.683 | 1:29.516 | 70 | 28.447 | 1:29.252 | 22 | 39.970 | 1:27.695 | 22 | 45.191 | 1:26.125 |
| 10 | 15.726 | 1:50.325 | 22 | 27.184 | 1:32.723 | 22 | 33.534 | 1:28.208 | 91 | 51.423 | 1:34.588 | 91 | 1:02.993 | 1:32.474 |
| 91 | 17.566 | 1:52.165 | 91 | 28.278 | 1:34.271 | 91 | 38.094 | 1:31.674 | 25 | 57.035 | 1:34.691 | 25 | 1:08.648 | 1:32.517 |
| 25 | 17.883 | 1:52.482 | 25 | 30.410 | 1:36.086 | 25 | 43.603 | 1:35.051 | 6 | 57.695 | 1:34.992 | 6 | 1:08.915 | 1:32.124 |
| 22 | 18.020 | 1:52.619 | 26 | 30.661 | 1:35.480 | 6 | 43.962 | 1:34.505 | 26 | 58.441 | 1:35.256 | 26 | 1:09.318 | 1:31.781 |
| 26 | 18.740 | 1:53.339 | 6 | 31.315 | 1:35.074 | 26 | 44.444 | 1:35.641 | 23 | 1:08.779 | 2:03.057 | | | |
| 6 | 19.800 | 1:54.399 | 18 | 41.867 | 1:40.958 | 18 | 57.454 | 1:37.445 | 18 | 1:14.064 | 1:37.869 | | | |
| 18 | 24.468 | 1:59.067 | | | | | | | | | | | | |
| 14 | 35.360 | 2:09.959 | | | | | | | | | | | | |

DUNLOP Radical Club Cup
RACE 6 - LAP CHART

| Lap 6 | | | Lap 7 | | | Lap 8 | | | Lap 9 | | | Lap 10 | | |
|-------|----------|----------|-------|--------|----------|-------|----------|----------|-------|----------|------------|--------|----------|----------|
| No | Behind | Laptime | No | Behind | Laptime | No | Behind | Laptime | No | Behind | Laptime | No | Behind | Laptime |
| 5 | | 1:21.240 | 5 | | 1:21.664 | 5 | | 1:23.405 | 5 | | 1:21.174 | 5 | | 1:22.117 |
| 3 | 1.826 | 1:22.025 | 3 | 2.363 | 1:22.201 | 91 | 1 LAP | 1:32.380 | 3 | 4.286 | 1:22.163 | 3 | 4.941 | 1:22.772 |
| 18 | 1 LAP | 1:39.248 | 95 | 27.098 | 1:25.245 | 3 | 3.297 | 1:24.339 | 91 | 1 LAP | 1:32.356 | 26 | 1 LAP | 1:30.310 |
| 95 | 23.517 | 1:24.397 | 18 | 1 LAP | 1:38.135 | 25 | 1 LAP | 1:31.732 | 26 | 1 LAP | 1:28.657 | 25 | 1 LAP | 1:30.263 |
| 81 | 27.294 | 1:24.540 | 81 | 30.327 | 1:24.697 | 6 | 1 LAP | 1:32.249 | 25 | 1 LAP | 1:30.976 | 91 | 1 LAP | 1:33.050 |
| 2 | 32.906 | 1:26.230 | 2 | 37.677 | 1:26.435 | 26 | 1 LAP | 1:32.360 | 6 | 1 LAP | 1:32.022 | 6 | 1 LAP | 1:31.939 |
| 33 | 38.956 | 1:28.974 | 33 | 46.140 | 1:28.848 | 95 | 27.965 | 1:24.272 | 95 | 31.036 | 1:24.245 | 95 | 33.780 | 1:24.861 |
| 69 | 39.239 | 1:31.325 | 42 | 47.223 | 1:26.189 | 81 | 32.306 | 1:25.384 | 81 | 36.602 | 1:25.470 | 81 | 40.498 | 1:26.013 |
| 42 | 42.698 | 1:25.882 | 1 | 49.116 | 1:24.997 | 18 | 1 LAP | 1:37.050 | 2 | 47.382 | 1:27.056 | 2 | 53.442 | 1:28.177 |
| 59 | 45.012 | 1:26.537 | 59 | 51.518 | 1:28.170 | 2 | 41.500 | 1:27.228 | 18 | 1 LAP | 1:35.240 | 42 | 1:00.210 | 1:26.729 |
| 1 | 45.783 | 1:25.016 | 19 | 51.969 | 1:26.174 | 42 | 51.496 | 1:27.678 | 42 | 55.598 | 1:25.276 | 1 | 1:00.596 | 1:26.777 |
| 19 | 47.459 | 1:26.189 | 69 | 53.841 | 1:36.266 | 1 | 51.905 | 1:26.194 | 1 | 55.936 | 1:25.205 | 19 | 1:06.479 | 1:28.264 |
| 55 | 50.177 | 1:28.111 | 46 | 55.835 | 1:27.043 | 33 | 52.772 | 1:30.037 | 33 | 59.713 | 1:28.115 | 33 | 1:08.290 | 1:30.694 |
| 46 | 50.456 | 1:28.033 | 55 | 56.661 | 1:28.148 | 19 | 55.433 | 1:26.869 | 19 | 1:00.332 | 1:26.073 | 59 | 1:08.910 | 1:29.636 |
| 37 | 51.258 | 1:30.987 | 37 | 58.443 | 1:28.849 | 59 | 55.500 | 1:27.387 | 59 | 1:01.391 | 1:27.065 | 18 | 1 LAP | 1:40.172 |
| 10 | 51.632 | 1:28.164 | 10 | 58.629 | 1:28.661 | 46 | 1:00.443 | 1:28.013 | 46 | 1:07.262 | 1:27.993 | 70 | 1:14.930 | 1:28.967 |
| 70 | 52.170 | 1:29.192 | 70 | 59.105 | 1:28.599 | 55 | 1:00.931 | 1:27.675 | 70 | 1:08.080 | 1:26.736 | 10 | 1:15.379 | 1:27.293 |
| 22 | 52.245 | 1:28.294 | 22 | 59.545 | 1:28.964 | 10 | 1:01.787 | 1:26.563 | 10 | 1:10.203 | 1:29.590 | 46 | 1:15.908 | 1:30.763 |
| 91 | 1:13.778 | 1:32.025 | | | | 70 | 1:02.518 | 1:26.818 | 55 | 1:13.310 | 1:33.553 | 55 | 1:18.673 | 1:27.480 |
| 25 | 1:18.570 | 1:31.162 | | | | 22 | 1:05.480 | 1:29.340 | 37 | 1:16.436 | 1:31.419 | | | |
| 6 | 1:18.887 | 1:31.212 | | | | 37 | 1:06.191 | 1:31.153 | 22 | 1:18.908 | 1:34.602 | | | |
| 26 | 1:19.406 | 1:31.328 | | | | | | | 69 | 1 LAP | 3:12.232 P | | | |

DUNLOP Radical Club Cup
RACE 6 - LAP CHART

| Lap 11 | | | Lap 12 | | | Lap 13 | | | Lap 14 | | | Lap 15 | | |
|--------|----------|----------|--------|----------|----------|--------|----------|------------|--------|----------|----------|--------|----------|----------|
| No | Behind | Laptime | No | Behind | Laptime | No | Behind | Laptime | No | Behind | Laptime | No | Behind | Laptime |
| 5 | | 1:24.000 | 5 | | 1:26.929 | 5 | | 1:26.398 | 5 | | 1:24.255 | 3 | | 1:22.120 |
| 37 | 1 LAP | 1:31.625 | 18 | 2 LAPS | 1:41.258 | 3 | 3.041 | 1:23.922 | 3 | 1.892 | 1:23.106 | 5 | 0.009 | 1:24.021 |
| 22 | 1 LAP | 1:29.545 | 3 | 5.517 | 1:27.136 | 18 | 2 LAPS | 1:38.018 | 46 | 1 LAP | 1:28.560 | 33 | 1 LAP | 1:29.675 |
| 3 | 5.310 | 1:24.369 | 22 | 1 LAP | 1:34.144 | 22 | 1 LAP | 1:53.052 P | 37 | 2 LAPS | 2:39.587 | 46 | 1 LAP | 1:26.387 |
| 26 | 1 LAP | 1:33.029 | 37 | 1 LAP | 1:55.269 | 95 | 46.463 | 1:28.324 | 18 | 2 LAPS | 1:37.112 | 18 | 2 LAPS | 1:34.939 |
| 25 | 1 LAP | 1:35.845 | 26 | 1 LAP | 1:35.859 | 26 | 1 LAP | 1:34.542 | 95 | 47.949 | 1:25.741 | 95 | 49.249 | 1:25.312 |
| 91 | 1 LAP | 1:36.395 | 95 | 44.537 | 1:33.144 | 6 | 1 LAP | 1:31.791 | 81 | 56.993 | 1:28.272 | 81 | 1:01.714 | 1:28.733 |
| 6 | 1 LAP | 1:33.409 | 91 | 1 LAP | 1:37.849 | 81 | 52.976 | 1:29.904 | 26 | 1 LAP | 1:33.753 | 6 | 1 LAP | 1:31.299 |
| 95 | 38.322 | 1:28.542 | 6 | 1 LAP | 1:38.042 | 91 | 1 LAP | 1:34.349 | 6 | 1 LAP | 1:30.508 | 26 | 1 LAP | 1:33.868 |
| 81 | 46.260 | 1:29.762 | 25 | 1 LAP | 1:39.819 | 25 | 1 LAP | 1:38.152 | 91 | 1 LAP | 1:31.901 | 91 | 1 LAP | 1:32.884 |
| 2 | 1:00.054 | 1:30.612 | 81 | 49.470 | 1:30.139 | 2 | 1:03.651 | 1:27.787 | 2 | 1:08.087 | 1:28.691 | 42 | 1:12.159 | 1:25.815 |
| 42 | 1:06.101 | 1:29.891 | 2 | 1:02.262 | 1:29.137 | 42 | 1:09.001 | 1:27.653 | 42 | 1:10.356 | 1:25.610 | 2 | 1:12.464 | 1:28.389 |
| 1 | 1:07.280 | 1:30.684 | 42 | 1:07.746 | 1:28.574 | 1 | 1:12.103 | 1:28.284 | 25 | 1 LAP | 1:37.329 | 1 | 1:12.616 | 1:23.804 |
| 19 | 1:12.807 | 1:30.328 | 1 | 1:10.217 | 1:29.866 | 19 | 1:16.642 | 1:27.521 | 1 | 1:12.824 | 1:24.976 | 69 | 3 LAPS | 1:25.651 |
| 59 | 1:16.027 | 1:31.117 | 19 | 1:15.519 | 1:29.641 | 69 | 3 LAPS | 1:26.755 | 19 | 1:19.466 | 1:27.079 | 10 | 1:21.879 | 1:25.725 |
| 33 | 1:16.639 | 1:32.349 | 69 | 3 LAPS | 4:08.205 | 10 | 1:18.247 | 1:25.891 | 69 | 3 LAPS | 1:26.973 | 19 | 1:23.129 | 1:27.675 |
| 10 | 1:19.895 | 1:28.516 | 59 | 1:17.255 | 1:28.157 | 59 | 1:18.293 | 1:27.436 | 10 | 1:20.166 | 1:26.174 | 70 | 1:23.227 | 1:25.776 |
| 70 | 1:20.632 | 1:29.702 | 10 | 1:18.754 | 1:25.788 | 70 | 1:19.940 | 1:25.874 | 70 | 1:21.463 | 1:25.778 | 25 | 1 LAP | 1:35.396 |
| 55 | 1:23.208 | 1:28.535 | 33 | 1:19.967 | 1:30.257 | 55 | 1:22.169 | 1:25.753 | 59 | 1:21.534 | 1:27.496 | | | |
| 46 | 1:24.078 | 1:32.170 | 70 | 1:20.464 | 1:26.761 | 33 | 1:23.270 | 1:29.701 | 55 | 1:23.600 | 1:25.686 | | | |
| | | | 55 | 1:22.814 | 1:26.535 | | | | | | | | | |
| | | | 46 | 1:25.639 | 1:28.490 | | | | | | | | | |

**DUNLOP Radical Club Cup
RACE 6 - LAP CHART**

| Lap 16 | | |
|--------|--------|----------|
| No | Behind | Laptime |
| 3 | | 1:24.529 |
| 59 | 1 LAP | 1:27.759 |
| 22 | 3 LAPS | 4:47.174 |

BARC DUNLOP Sport Maxx Cup
QUALIFYING 1 - CLASSIFICATION

| POS | NO | CL | NAME | ENTRY | TIME | ON | LAPS | GAP | DIFF | MPH |
|-----|----|----|---------------------------|------------------------|-----------------|----|------|---------------|-------|-------|
| 1 | 2 | A | Simon GUSTERSON | Renault Megane R26 230 | 1:38.793 | 2 | 8 | | | 77.43 |
| 2 | 8 | A | Martin WALLBANK | Vauxhall Astra VXR | 1:38.830 | 4 | 8 | 0.037 | 0.037 | 77.40 |
| 3 | 22 | A | Simon SHAW | Vauxhall Astra VXR | 1:40.168 | 4 | 7 | 1.375 | 1.338 | 76.37 |
| 4 | 7 | A | Shaun HOLLAMBY | SEAT Leon Cupra | 1:41.952 | 7 | 8 | 3.159 | 1.784 | 75.03 |
| 5 | 9 | A | John ALLISON | Vauxhall Astra VXR | 1:41.959 | 3 | 7 | 3.166 | 0.007 | 75.03 |
| 6 | 4 | A | John HARRISON | BMW E46 M3 | 1:42.438 | 5 | 8 | 3.645 | 0.479 | 74.68 |
| 7 | 33 | B | Leyton CLARKE | Vauxhall Corsa | 1:43.074 | 7 | 7 | 4.281 | 0.636 | 74.21 |
| 8 | 30 | B | Quentin LAITHWAITE | Renault clio | 1:44.414 | 8 | 8 | 5.621 | 1.340 | 73.26 |
| 9 | 13 | A | Shawn TAYLOR | Nissan 350Z | 1:44.654 | 7 | 7 | 5.861 | 0.240 | 73.09 |
| 10 | 50 | B | WYHINNY/WYHINNY | SEAT Leon FR | 1:44.918 | 8 | 8 | 6.125 | 0.264 | 72.91 |
| 11 | 10 | A | Paul OVERTON | Ford Focus ST | 1:47.212 | 3 | 8 | 8.419 | 2.294 | 71.35 |
| 12 | 36 | B | HOWES/HOLLOWAY | Volkwagon Lupo GTI | 1:49.092 | 3 | 7 | 10.299 | 1.880 | 70.12 |

Car 30 - NO WORKING TRANSPONDER

Weather / Track : Cloudy / Dry

These results are provisional until the conclusion of any judicial and technical matters.

Croft
 Circuit Length = 2.1250 miles
 Start: 12:20 End: 12:37

| | | |
|-------------------|--|--------------|
| Clerk of Course : | | Timekeeper : |
|-------------------|--|--------------|

BARC DUNLOP Sport Maxx Cup

QUALIFYING 1 - LAP ANALYSIS


| | | | | | | | |
|-----------|---------------------------|----------|------------------------|-----|-----------------|----------|---------------------|
| 2 | Simon GUSTERSON | | Renault Megane R26 230 | | | | |
| 1 - | 1:45.836 | + 7.043 | 12:23:46.194 | 5 - | 1:55.180 | + 16.387 | 12:30:59.539 |
| 2 - | 1:38.793 | | 12:25:24.987 | 6 - | 1:40.430 | + 1.637 | 12:32:39.969 |
| 3 - | 1:38.938 | + 0.145 | 12:27:03.925 | 7 - | 2:09.705 | + 30.912 | 12:34:49.674 |
| 4 - | 2:00.434 | + 21.641 | 12:29:04.359 | 8 - | 1:39.111 | + 0.318 | 12:36:28.785 |
| 4 | John HARRISON | | BMW E46 M3 | | | | |
| 1 - | 1:45.204 | + 2.766 | 12:24:11.137 | 5 - | 1:42.438 | | 12:31:07.188 |
| 2 - | 1:45.446 | + 3.008 | 12:25:56.583 | 6 - | 1:43.713 | + 1.275 | 12:32:50.901 |
| 3 - | 1:44.550 | + 2.112 | 12:27:41.133 | 7 - | 1:42.833 | + 0.395 | 12:34:33.734 |
| 4 - | 1:43.617 | + 1.179 | 12:29:24.750 | 8 - | 1:42.933 | + 0.495 | 12:36:16.667 |
| 7 | Shaun HOLLAMBY | | SEAT Leon Cupra | | | | |
| 1 - | 1:42.120 | + 0.168 | 12:23:52.946 | 5 - | 1:42.878 | + 0.926 | 12:30:50.057 |
| 2 - | 1:44.400 | + 2.448 | 12:25:37.346 | 6 - | 2:00.347 | + 18.395 | 12:32:50.404 |
| 3 - | 1:47.746 | + 5.794 | 12:27:25.092 | 7 - | 1:41.952 | | 12:34:32.356 |
| 4 - | 1:42.087 | + 0.135 | 12:29:07.179 | 8 - | 1:55.980 P | + 14.028 | 12:36:28.336 |
| 8 | Martin WALLBANK | | Vauxhall Astra VXR | | | | |
| 1 - | 1:49.248 | + 10.418 | 12:23:58.765 | 5 - | 2:04.804 | + 25.974 | 12:31:20.082 |
| 2 - | 1:39.664 | + 0.834 | 12:25:38.429 | 6 - | 1:58.566 | + 19.736 | 12:33:18.648 |
| 3 - | 1:58.019 | + 19.189 | 12:27:36.448 | 7 - | 1:39.245 | + 0.415 | 12:34:57.893 |
| 4 - | 1:38.830 | | 12:29:15.278 | 8 - | 2:02.676 | + 23.846 | 12:37:00.569 |
| 9 | John ALLISON | | Vauxhall Astra VXR | | | | |
| 1 - | 1:43.173 | + 1.214 | 12:23:50.673 | 5 - | 1:42.685 | + 0.726 | 12:30:41.174 |
| 2 - | 1:43.336 | + 1.377 | 12:25:34.009 | 6 - | 1:42.952 | + 0.993 | 12:32:24.126 |
| 3 - | 1:41.959 | | 12:27:15.968 | 7 - | 1:46.407 P | + 4.448 | 12:34:10.533 |
| 4 - | 1:42.521 | + 0.562 | 12:28:58.489 | | | | |
| 10 | Paul OVERTON | | Ford Focus ST | | | | |
| 1 - | 1:50.695 | + 3.483 | 12:24:04.164 | 5 - | 1:48.527 | + 1.315 | 12:31:17.092 |
| 2 - | 1:47.420 | + 0.208 | 12:25:51.584 | 6 - | 1:49.192 | + 1.980 | 12:33:06.284 |
| 3 - | 1:47.212 | | 12:27:38.796 | 7 - | 1:48.985 | + 1.773 | 12:34:55.269 |
| 4 - | 1:49.769 | + 2.557 | 12:29:28.565 | 8 - | 1:49.378 | + 2.166 | 12:36:44.647 |
| 13 | Shawn TAYLOR | | Nissan 350Z | | | | |
| 1 - | 1:48.112 | + 3.458 | 12:25:38.316 | 5 - | 1:48.280 | + 3.626 | 12:32:45.439 |
| 2 - | 1:47.972 | + 3.318 | 12:27:26.288 | 6 - | 1:44.709 | + 0.055 | 12:34:30.148 |
| 3 - | 1:45.684 | + 1.030 | 12:29:11.972 | 7 - | 1:44.654 | | 12:36:14.802 |
| 4 - | 1:45.187 | + 0.533 | 12:30:57.159 | | | | |
| 22 | Simon SHAW | | Vauxhall Astra VXR | | | | |
| 1 - | 1:40.734 | + 0.566 | 12:24:05.339 | 5 - | 1:56.042 P | + 15.874 | 12:31:02.848 |
| 2 - | 1:41.076 | + 0.908 | 12:25:46.415 | 6 - | 2:25.523 | + 45.355 | 12:33:28.371 |
| 3 - | 1:40.223 | + 0.055 | 12:27:26.638 | 7 - | 1:40.321 | + 0.153 | 12:35:08.692 |
| 4 - | 1:40.168 | | 12:29:06.806 | | | | |
| 30 | Quentin LAITHWAITE | | Renault clio | | | | |
| 1 - | 1:52.773 | + 8.359 | 12:24:04.873 | 5 - | 1:44.831 | + 0.417 | 12:31:09.432 |
| 2 - | 1:47.621 | + 3.207 | 12:25:52.494 | 6 - | 1:44.714 | + 0.300 | 12:32:54.146 |
| 3 - | 1:46.739 | + 2.325 | 12:27:39.233 | 7 - | 1:45.335 | + 0.921 | 12:34:39.481 |
| 4 - | 1:45.368 | + 0.954 | 12:29:24.601 | 8 - | 1:44.414 | | 12:36:23.895 |
| 33 | Leyton CLARKE | | Vauxhall Corsa | | | | |
| 1 - | 1:58.391 | + 15.317 | 12:24:15.716 | 5 - | 2:02.234 P | + 19.160 | 12:31:31.200 |
| 2 - | 1:43.959 | + 0.885 | 12:25:59.675 | 6 - | 2:25.809 | + 42.735 | 12:33:57.009 |
| 3 - | 1:44.527 | + 1.453 | 12:27:44.202 | 7 - | 1:43.074 | | 12:35:40.083 |
| 4 - | 1:44.764 | + 1.690 | 12:29:28.966 | | | | |
| 36 | HOWES/HOLLOWAY | | Volkwagon Lupo GTi | | | | |
| 1 - | 1:50.683 | + 1.591 | 12:24:10.885 | 5 - | 1:49.576 | + 0.484 | 12:31:31.009 |

Weather / Track : Cloudy / Dry

**BARC DUNLOP Sport Maxx Cup
QUALIFYING 1 - LAP ANALYSIS**

| | | | | | | | |
|------------|------------------------|----------|---------------------|---------------------|-----------------|---------|---------------------|
| 2 - | 1:49.679 | + 0.587 | 12:26:00.564 | 6 - | 1:50.611 | + 1.519 | 12:33:21.620 |
| 3 - | 1:49.092 | | 12:27:49.656 | 7 - | 1:50.038 | + 0.946 | 12:35:11.658 |
| 4 - | 1:51.777 | + 2.685 | 12:29:41.433 | | | | |
| 50 | WYHINNY/WYHINNY | | | SEAT Leon FR | | | |
| 1 - | 1:58.304 | + 13.386 | 12:24:08.409 | 5 - | 1:45.690 | + 0.772 | 12:31:23.471 |
| 2 - | 1:47.601 | + 2.683 | 12:25:56.010 | 6 - | 1:44.983 | + 0.065 | 12:33:08.454 |
| 3 - | 1:50.390 | + 5.472 | 12:27:46.400 | 7 - | 1:46.546 | + 1.628 | 12:34:55.000 |
| 4 - | 1:51.381 | + 6.463 | 12:29:37.781 | 8 - | 1:44.918 | | 12:36:39.918 |

**BARC DUNLOP Sport Maxx Cup
RACE 8 - GRID**

| | | |
|--|-------------------------------|-----------------------------------|
| ROW 6 | 1:47.212 10 Paul OVERTON | 1:49.092 36 HOWES/HOLLOWAY |
| ROW 5 | 1:44.654 13 Shawn TAYLOR | 1:44.918 50 WYHINNY/WYHINNY |
| ROW 4 | 1:43.074 33 Leyton CLARKE | 1:44.414 30 Quentin LAITHWAITE |
| ROW 3 | 1:41.959 9 John ALLISON | 1:42.438 4 John HARRISON |
| ROW 2 | 1:40.168 22 Simon SHAW | 1:41.952 7 Shaun HOLLAMBY |
| ROW 1 | 1:38.793 2 Simon GUSTERSON | 1:38.830 8 Martin WALLBANK |
| Pole | | |
|  | | |

Croft
Circuit Length = 2.1250 miles

These results are provisional until the conclusion of any judicial and technical matters.

| | | |
|-------------------|--|--------------|
| Clerk of Course : | | Timekeeper : |
| | | |

BARC DUNLOP Sport Maxx Cup

RACE 8 - CLASSIFICATION

| POS | NO | CL | NAME | ENTRY | LAPS | TIME | GAP | DIFF | MPH | BEST | ON |
|----------------|----|----------------------|---------------------------|------------------------|----------|-----------|---------------|--------|------------|----------|----|
| 1 | 22 | A | Simon SHAW | Vauxhall Astra VXR | 10 | 16:38.870 | | | 76.58 | 1:38.608 | 2 |
| 2 | 2 | A | Simon GUSTERSON | Renault Megane R26 230 | 10 | 16:41.930 | 3.060 | 3.060 | 76.35 | 1:38.761 | 7 |
| 3 | 8 | A | Martin WALLBANK | Vauxhall Astra VXR | 10 | 16:48.295 | 9.425 | 6.365 | 75.87 | 1:39.713 | 3 |
| 4 | 7 | A | Shaun HOLLAMBY | SEAT Leon Cupra | 10 | 17:01.447 | 22.577 | 13.152 | 74.89 | 1:40.191 | 3 |
| 5 | 9 | A | John ALLISON | Vauxhall Astra VXR | 10 | 17:07.718 | 28.848 | 6.271 | 74.43 | 1:40.487 | 4 |
| 6 | 4 | A | John HARRISON | BMW E46 M3 | 10 | 17:08.571 | 29.701 | 0.853 | 74.37 | 1:40.579 | 2 |
| 7 | 33 | B | Leyton CLARKE | Vauxhall Corsa | 10 | 17:17.565 | 38.695 | 8.994 | 73.73 | 1:42.230 | 4 |
| 8 | 13 | A | Shawn TAYLOR | Nissan 350Z | 10 | 17:25.279 | 46.409 | 7.714 | 73.18 | 1:43.156 | 3 |
| 9 | 30 | B | Quentin LAITHWAITE | Renault clio | 10 | 17:32.074 | 53.204 | 6.795 | 72.71 | 1:43.557 | 9 |
| 10 | 50 | B | WYHINNY/WYHINNY | SEAT Leon FR | 10 | 17:36.576 | 57.706 | 4.502 | 72.40 | 1:43.726 | 9 |
| 11 | 36 | B | HOWES/HOLLOWAY | Volkwagon Lupo GTi | 9 | 16:40.420 | 1 lap | 1 lap | 68.82 | 1:48.361 | 2 |
| NOT CLASSIFIED | | | | | | | | | | | |
| DNF | 10 | A | Paul OVERTON | Ford Focus ST | 2 | 4:07.653 | 8 laps | 7 laps | 61.78 | 2:08.667 | 1 |
| FASTEST LAP | | | | | | | | | | | |
| 22 | A | Simon SHAW | Vauxhall Astra VXR | 2 | 1:38.608 | | 77.58 mph | | 124.85 kph | | |
| 33 | B | Leyton CLARKE | Vauxhall Corsa | 4 | 1:42.230 | | 74.83 mph | | 120.43 kph | | |

Car 30 - STILL NO WORKING TRANSPONDER - FIX FOR NEXT RACE

Weather / Track : Cloudy / Dry

These results are provisional until the conclusion of any judicial and technical matters.

Croft
Circuit Length = 2.1250 miles
Start: 13:09 End: 13:27

| | | |
|-------------------|--|--------------|
| Clerk of Course : | | Timekeeper : |
|-------------------|--|--------------|

BARC DUNLOP Sport Maxx Cup
RACE 8 - LAP CHART

| Lap 1 | | | Lap 2 | | | Lap 3 | | | Lap 4 | | | Lap 5 | | |
|-------|--------|----------|-------|--------|----------|-------|--------|----------|-------|--------|----------|-------|--------|----------|
| No | Behind | Laptime | No | Behind | Laptime | No | Behind | Laptime | No | Behind | Laptime | No | Behind | Laptime |
| 8 | | 1:44.504 | 22 | | 1:38.608 | 22 | | 1:39.103 | 22 | | 1:39.171 | 22 | | 1:39.221 |
| 22 | 0.388 | 1:44.892 | 8 | 0.884 | 1:39.880 | 8 | 1.494 | 1:39.713 | 8 | 2.087 | 1:39.764 | 8 | 2.835 | 1:39.969 |
| 2 | 1.818 | 1:46.322 | 2 | 1.901 | 1:39.079 | 2 | 2.185 | 1:39.387 | 2 | 2.480 | 1:39.466 | 2 | 3.077 | 1:39.818 |
| 7 | 4.371 | 1:48.875 | 7 | 6.098 | 1:40.723 | 7 | 7.186 | 1:40.191 | 7 | 8.763 | 1:40.748 | 7 | 10.532 | 1:40.990 |
| 9 | 5.400 | 1:49.904 | 9 | 7.186 | 1:40.782 | 9 | 8.852 | 1:40.769 | 9 | 10.168 | 1:40.487 | 9 | 14.001 | 1:43.054 |
| 4 | 6.164 | 1:50.668 | 4 | 7.747 | 1:40.579 | 4 | 9.893 | 1:41.249 | 4 | 12.041 | 1:41.319 | 4 | 14.318 | 1:41.498 |
| 13 | 8.063 | 1:52.567 | 33 | 12.759 | 1:42.649 | 33 | 15.988 | 1:42.332 | 33 | 19.047 | 1:42.230 | 33 | 22.464 | 1:42.638 |
| 33 | 9.106 | 1:53.610 | 13 | 13.346 | 1:44.279 | 13 | 17.399 | 1:43.156 | 13 | 21.420 | 1:43.192 | 13 | 25.363 | 1:43.164 |
| 50 | 10.283 | 1:54.787 | 50 | 16.093 | 1:44.806 | 50 | 21.359 | 1:44.369 | 30 | 26.238 | 1:43.586 | 30 | 30.798 | 1:43.781 |
| 30 | 10.523 | 1:55.027 | 30 | 16.758 | 1:45.231 | 30 | 21.823 | 1:44.168 | 50 | 28.444 | 1:46.256 | 50 | 33.666 | 1:44.443 |
| 36 | 15.202 | 1:59.706 | 36 | 24.567 | 1:48.361 | 36 | 34.640 | 1:49.176 | 36 | 44.560 | 1:49.091 | 36 | 53.876 | 1:48.537 |
| 10 | 24.163 | 2:08.667 | 10 | 44.153 | 1:58.986 | | | | | | | | | |

BARC DUNLOP Sport Maxx Cup
RACE 8 - LAP CHART

| Lap 6 | | | Lap 7 | | | Lap 8 | | | Lap 9 | | | Lap 10 | | |
|-------|----------|----------|-------|----------|----------|-------|----------|----------|-------|--------|----------|--------|--------|----------|
| No | Behind | Laptime | No | Behind | Laptime | No | Behind | Laptime | No | Behind | Laptime | No | Behind | Laptime |
| 22 | | 1:39.010 | 22 | | 1:39.561 | 22 | | 1:39.186 | 22 | | 1:39.200 | 22 | | 1:40.918 |
| 2 | 3.138 | 1:39.071 | 2 | 2.338 | 1:38.761 | 2 | 2.761 | 1:39.609 | 2 | 3.297 | 1:39.736 | 36 | 1 LAP | 1:53.627 |
| 8 | 4.704 | 1:40.879 | 8 | 5.576 | 1:40.433 | 8 | 6.704 | 1:40.314 | 8 | 8.828 | 1:41.324 | 2 | 3.060 | 1:40.681 |
| 7 | 13.118 | 1:41.596 | 7 | 15.234 | 1:41.677 | 7 | 18.303 | 1:42.255 | 7 | 21.558 | 1:42.455 | 8 | 9.425 | 1:41.515 |
| 9 | 17.095 | 1:42.104 | 9 | 20.140 | 1:42.606 | 9 | 23.513 | 1:42.559 | 9 | 27.069 | 1:42.756 | 7 | 22.577 | 1:41.937 |
| 4 | 18.243 | 1:42.935 | 4 | 21.032 | 1:42.350 | 4 | 24.822 | 1:42.976 | 4 | 27.354 | 1:41.732 | 9 | 28.848 | 1:42.697 |
| 33 | 25.755 | 1:42.301 | 33 | 28.913 | 1:42.719 | 33 | 32.878 | 1:43.151 | 33 | 36.610 | 1:42.932 | 4 | 29.701 | 1:43.265 |
| 13 | 29.677 | 1:43.324 | 13 | 33.640 | 1:43.524 | 13 | 37.712 | 1:43.258 | 13 | 42.672 | 1:44.160 | 33 | 38.695 | 1:43.003 |
| 30 | 35.989 | 1:44.201 | 30 | 40.183 | 1:43.755 | 30 | 45.184 | 1:44.187 | 30 | 49.541 | 1:43.557 | 13 | 46.409 | 1:44.655 |
| 50 | 39.921 | 1:45.265 | 50 | 45.272 | 1:44.912 | 50 | 50.210 | 1:44.124 | 50 | 54.736 | 1:43.726 | 30 | 53.204 | 1:44.581 |
| 36 | 1:05.040 | 1:50.174 | 36 | 1:16.037 | 1:50.558 | 36 | 1:28.041 | 1:51.190 | | | | 50 | 57.706 | 1:43.888 |

BARC DUNLOP Sport Maxx Cup
QUALIFYING 2 - CLASSIFICATION

| POS | NO | CL | NAME | ENTRY | TIME | ON | LAPS | GAP | DIFF | MPH |
|-----|----|----|---------------------------|------------------------|-----------------|----|------|---------------|-------|-------|
| 1 | 22 | A | Simon SHAW | Vauxhall Astra VXR | 1:38.567 | 5 | 7 | | | 77.61 |
| 2 | 2 | A | Simon GUSTERSON | Renault Megane R26 230 | 1:39.423 | 6 | 7 | 0.856 | 0.856 | 76.94 |
| 3 | 8 | A | Martin WALLBANK | Vauxhall Astra VXR | 1:39.611 | 6 | 7 | 1.044 | 0.188 | 76.79 |
| 4 | 4 | A | John HARRISON | BMW E46 M3 | 1:41.323 | 3 | 8 | 2.756 | 1.712 | 75.50 |
| 5 | 7 | A | Shaun HOLLAMBY | SEAT Leon Cupra | 1:41.500 | 5 | 8 | 2.933 | 0.177 | 75.37 |
| 6 | 9 | A | John ALLISON | Vauxhall Astra VXR | 1:41.519 | 2 | 8 | 2.952 | 0.019 | 75.35 |
| 7 | 13 | A | Shawn TAYLOR | Nissan 350Z | 1:43.456 | 5 | 7 | 4.889 | 1.937 | 73.94 |
| 8 | 33 | B | Leyton CLARKE | Vauxhall Corsa | 1:43.524 | 5 | 7 | 4.957 | 0.068 | 73.89 |
| 9 | 30 | B | Quentin LAITHWAITE | Renault clio | 1:43.772 | 2 | 5 | 5.205 | 0.248 | 73.72 |
| 10 | 50 | B | WYHINNY/WYHINNY | SEAT Leon FR | 1:47.835 | 7 | 7 | 9.268 | 4.063 | 70.94 |
| 11 | 10 | A | Paul OVERTON | Ford Focus ST | 1:48.815 | 3 | 5 | 10.248 | 0.980 | 70.30 |
| 12 | 36 | B | HOWES/HOLLOWAY | Volkwagon Lupo GTI | 1:52.337 | 7 | 8 | 13.770 | 3.522 | 68.09 |

Weather / Track : Cloudy / Dry

These results are provisional until the conclusion of any judicial and technical matters.

Croft
 Circuit Length = 2.1250 miles
 Start: 12:41 End: 12:58

| | | |
|-------------------|--|--------------|
| Clerk of Course : | | Timekeeper : |
|-------------------|--|--------------|

BARC DUNLOP Sport Maxx Cup

QUALIFYING 2 - LAP ANALYSIS

| | | | | | | | |
|-----------|---------------------------|------------|------------------------|-----|-----------------|----------|---------------------|
| 2 | Simon GUSTERSON | | Renault Megane R26 230 | | | | |
| 1 - | 2:04.479 | + 25.056 | 12:45:27.811 | 5 - | 2:21.884 | + 42.461 | 12:52:50.578 |
| 2 - | 1:40.486 | + 1.063 | 12:47:08.297 | 6 - | 1:39.423 | | 12:54:30.001 |
| 3 - | 1:40.640 | + 1.217 | 12:48:48.937 | 7 - | 2:12.268 | + 32.845 | 12:56:42.269 |
| 4 - | 1:39.757 | + 0.334 | 12:50:28.694 | | | | |
| 4 | John HARRISON | | BMW E46 M3 | | | | |
| 1 - | 1:53.426 | + 12.103 | 12:44:33.724 | 5 - | 1:41.373 | + 0.050 | 12:51:21.192 |
| 2 - | 1:41.741 | + 0.418 | 12:46:15.465 | 6 - | 1:42.274 | + 0.951 | 12:53:03.466 |
| 3 - | 1:41.323 | | 12:47:56.788 | 7 - | 1:42.944 | + 1.621 | 12:54:46.410 |
| 4 - | 1:43.031 | + 1.708 | 12:49:39.819 | 8 - | 2:03.749 | + 22.426 | 12:56:50.159 |
| 7 | Shaun HOLLAMBY | | SEAT Leon Cupra | | | | |
| 1 - | 1:47.820 | + 6.320 | 12:43:34.741 | 5 - | 1:41.500 | | 12:50:38.459 |
| 2 - | 1:57.932 | + 16.432 | 12:45:32.673 | 6 - | 1:49.559 | + 8.059 | 12:52:28.018 |
| 3 - | 1:42.154 | + 0.654 | 12:47:14.827 | 7 - | 1:58.087 | + 16.587 | 12:54:26.105 |
| 4 - | 1:42.132 | + 0.632 | 12:48:56.959 | 8 - | 1:46.736 P | + 5.236 | 12:56:12.841 |
| 8 | Martin WALLBANK | | Vauxhall Astra VXR | | | | |
| 1 - | 2:06.991 | + 27.380 | 12:45:19.834 | 5 - | 1:40.272 | + 0.661 | 12:52:21.395 |
| 2 - | 1:39.848 | + 0.237 | 12:46:59.682 | 6 - | 1:39.611 | | 12:54:01.006 |
| 3 - | 1:40.456 | + 0.845 | 12:48:40.138 | 7 - | 2:07.641 | + 28.030 | 12:56:08.647 |
| 4 - | 2:00.985 | + 21.374 | 12:50:41.123 | | | | |
| 9 | John ALLISON | | Vauxhall Astra VXR | | | | |
| 1 - | 1:47.809 | + 6.290 | 12:44:32.804 | 5 - | 1:44.581 | + 3.062 | 12:51:34.846 |
| 2 - | 1:41.519 | | 12:46:14.323 | 6 - | 1:42.433 | + 0.914 | 12:53:17.279 |
| 3 - | 1:54.029 | + 12.510 | 12:48:08.352 | 7 - | 1:42.331 | + 0.812 | 12:54:59.610 |
| 4 - | 1:41.913 | + 0.394 | 12:49:50.265 | 8 - | 1:42.859 | + 1.340 | 12:56:42.469 |
| 10 | Paul OVERTON | | Ford Focus ST | | | | |
| 1 - | 1:55.864 | + 7.049 | 12:44:12.590 | 4 - | 1:48.984 | + 0.169 | 12:49:39.420 |
| 2 - | 1:49.031 | + 0.216 | 12:46:01.621 | 5 - | 1:50.975 P | + 2.160 | 12:51:30.395 |
| 3 - | 1:48.815 | | 12:47:50.436 | | | | |
| 13 | Shawn TAYLOR | | Nissan 350Z | | | | |
| 1 - | 1:46.089 | + 2.633 | 12:44:46.088 | 5 - | 1:43.456 | | 12:53:40.201 |
| 2 - | 1:43.771 | + 0.315 | 12:46:29.859 | 6 - | 1:44.853 | + 1.397 | 12:55:25.054 |
| 3 - | 1:42.365 P | + -1.091 | 12:48:12.224 | 7 - | 1:44.222 | + 0.766 | 12:57:09.276 |
| 4 - | 3:44.521 | + 2:01.065 | 12:51:56.745 | | | | |
| 22 | Simon SHAW | | Vauxhall Astra VXR | | | | |
| 1 - | 1:40.196 | + 1.629 | 12:46:31.455 | 5 - | 1:38.567 | | 12:53:09.274 |
| 2 - | 1:39.438 | + 0.871 | 12:48:10.893 | 6 - | 1:39.644 | + 1.077 | 12:54:48.918 |
| 3 - | 1:39.684 | + 1.117 | 12:49:50.577 | 7 - | 1:39.593 | + 1.026 | 12:56:28.511 |
| 4 - | 1:40.130 | + 1.563 | 12:51:30.707 | | | | |
| 30 | Quentin LAITHWAITE | | Renault clio | | | | |
| 1 - | 1:44.050 | + 0.278 | 12:49:12.754 | 4 - | 1:52.852 P | + 9.080 | 12:54:33.482 |
| 2 - | 1:43.772 | | 12:50:56.526 | 5 - | 2:27.107 | + 43.335 | 12:57:00.589 |
| 3 - | 1:44.104 | + 0.332 | 12:52:40.630 | | | | |
| 33 | Leyton CLARKE | | Vauxhall Corsa | | | | |
| 1 - | 2:08.099 | + 24.575 | 12:45:38.333 | 5 - | 1:43.524 | | 12:54:12.499 |
| 2 - | 1:40.889 P | + -2.635 | 12:47:19.222 | 6 - | 1:44.132 | + 0.608 | 12:55:56.631 |
| 3 - | 3:23.290 | + 1:39.766 | 12:50:42.512 | 7 - | 2:14.132 P | + 30.608 | 12:58:10.763 |
| 4 - | 1:46.463 | + 2.939 | 12:52:28.975 | | | | |
| 36 | HOWES/HOLLOWAY | | Volkwagon Lupo GTi | | | | |
| 1 - | 1:58.364 | + 6.027 | 12:44:03.822 | 5 - | 1:53.597 | + 1.260 | 12:51:40.739 |
| 2 - | 1:54.385 | + 2.048 | 12:45:58.207 | 6 - | 1:52.809 | + 0.472 | 12:53:33.548 |
| 3 - | 1:54.653 | + 2.316 | 12:47:52.860 | 7 - | 1:52.337 | | 12:55:25.885 |


Croft
Circuit Length = 2.1250 miles
Start: 12:41 End: 12:58

Weather / Track : Cloudy / Dry

**BARC DUNLOP Sport Maxx Cup
QUALIFYING 2 - LAP ANALYSIS**

| | | | | | | | |
|------------|------------------------|----------|---------------------|------------|-----------------|---------|---------------------|
| 4 - | 1:54.282 | + 1.945 | 12:49:47.142 | 8 - | 1:52.557 | + 0.220 | 12:57:18.442 |
| 50 | WYHINNY/WYHINNY | | SEAT Leon FR | | | | |
| 1 - | 1:55.225 | + 7.390 | 12:45:10.294 | 5 - | 1:48.760 | + 0.925 | 12:52:41.391 |
| 2 - | 1:50.472 | + 2.637 | 12:47:00.766 | 6 - | 1:47.960 | + 0.125 | 12:54:29.351 |
| 3 - | 1:49.356 | + 1.521 | 12:48:50.122 | 7 - | 1:47.835 | | 12:56:17.186 |
| 4 - | 2:02.509 | + 14.674 | 12:50:52.631 | | | | |

BARC DUNLOP Sport Maxx Cup
RACE 12 - GRID

| | | |
|--|-----------------------------------|--------------------------------|
| ROW 6 | 1:48.815 10 Paul OVERTON | 1:52.337 36 HOWES/HOLLOWAY |
| ROW 5 | 1:43.772 30 Quentin LAITHWAITE | 1:47.835 50 WYHINNY/WYHINNY |
| ROW 4 | 1:43.456 13 Shawn TAYLOR | 1:43.524 33 Leyton CLARKE |
| ROW 3 | 1:41.500 7 Shaun HOLLAMBY | 1:41.519 9 John ALLISON |
| ROW 2 | 1:39.611 8 Martin WALLBANK | 1:41.323 4 John HARRISON |
| ROW 1 | 1:38.567 22 Simon SHAW | 1:39.423 2 Simon GUSTERSON |
| Pole | | |
|  | | |

Croft
 Circuit Length = 2.1250 miles

These results are provisional until the conclusion of any judicial and technical matters.

| | | |
|-------------------|--|--------------|
| Clerk of Course : | | Timekeeper : |
| | | |

BARC DUNLOP Sport Maxx Cup

RACE 12 - CLASSIFICATION

| POS | NO | CL | NAME | ENTRY | LAPS | TIME | GAP | DIFF | MPH | BEST | ON |
|----------------|----|----|--------------------|------------------------|------|-----------|----------|--------|-----------|------------|----|
| 1 | 22 | A | Simon SHAW | Vauxhall Astra VXR | 18 | 31:17.338 | | | 73.34 | 1:39.191 | 5 |
| 2 | 2 | A | Simon GUSTERSON | Renault Megane R26 230 | 18 | 31:20.749 | 3.411 | 3.411 | 73.21 | 1:39.379 | 5 |
| 3 | 8 | A | Martin WALLBANK | Vauxhall Astra VXR | 18 | 31:28.291 | 10.953 | 7.542 | 72.92 | 1:39.373 | 4 |
| 4 | 9 | A | John ALLISON | Vauxhall Astra VXR | 18 | 31:39.485 | 22.147 | 11.194 | 72.49 | 1:40.569 | 2 |
| 5 | 7 | A | Shaun HOLLAMBY | SEAT Leon Cupra | 18 | 31:42.407 | 25.069 | 2.922 | 72.38 | 1:40.655 | 4 |
| 6 | 4 | A | John HARRISON | BMW E46 M3 | 18 | 32:15.225 | 57.887 | 32.818 | 71.15 | 1:40.850 | 3 |
| 7 | 13 | A | Shawn TAYLOR | Nissan 350Z | 18 | 32:22.449 | 1:05.111 | 7.224 | 70.89 | 1:42.228 | 7 |
| 8 | 30 | B | Quentin LAITHWAITE | Renault clio | 18 | 32:28.832 | 1:11.494 | 6.383 | 70.65 | 1:43.388 | 4 |
| 9 | 50 | B | WYHINNY/WYHINNY | SEAT Leon FR | 17 | 32:32.023 | 1 lap | 1 lap | 66.62 | 1:44.897 | 13 |
| NOT CLASSIFIED | | | | | | | | | | | |
| DNF | 36 | B | HOWES/HOLLOWAY | Volkwagon Lupo GTi | 12 | 24:04.526 | 6 laps | 5 laps | 63.55 | 1:51.320 | 3 |
| DNF | 33 | B | Leyton CLARKE | Vauxhall Corsa | 9 | 16:43.437 | 9 laps | 3 laps | 68.61 | 1:41.743 | 7 |
| FASTEST LAP | | | | | | | | | | | |
| | 22 | A | Simon SHAW | Vauxhall Astra VXR | 5 | 1:39.191 | | | 77.12 mph | 124.12 kph | |
| | 33 | B | Leyton CLARKE | Vauxhall Corsa | 7 | 1:41.743 | | | 75.19 mph | 121.00 kph | |

Weather / Track : Cloudy / Dry

These results are provisional until the conclusion of any judicial and technical matters.

Croft
Circuit Length = 2.1250 miles
Start: 15:58 End: 16:31

Clerk of Course :

Timekeeper :

BARC DUNLOP Sport Maxx Cup
RACE 12 - LAP CHART

| Lap 1 | | | Lap 2 | | | Lap 3 | | | Lap 4 | | | Lap 5 | | |
|-------|--------|----------|-------|--------|----------|-------|--------|----------|-------|--------|----------|-------|----------|----------|
| No | Behind | Laptime | No | Behind | Laptime | No | Behind | Laptime | No | Behind | Laptime | No | Behind | Laptime |
| 8 | | 1:46.648 | 8 | | 1:40.020 | 8 | | 1:39.650 | 8 | | 1:39.373 | 8 | | 1:39.698 |
| 2 | 0.338 | 1:46.986 | 2 | 0.758 | 1:40.440 | 2 | 0.587 | 1:39.479 | 2 | 0.704 | 1:39.490 | 2 | 0.385 | 1:39.379 |
| 22 | 0.686 | 1:47.334 | 22 | 1.364 | 1:40.698 | 22 | 1.467 | 1:39.753 | 22 | 1.399 | 1:39.305 | 22 | 0.892 | 1:39.191 |
| 4 | 1.527 | 1:48.175 | 4 | 2.787 | 1:41.280 | 4 | 3.987 | 1:40.850 | 4 | 5.923 | 1:41.309 | 4 | 7.744 | 1:41.519 |
| 9 | 3.704 | 1:50.352 | 9 | 4.253 | 1:40.569 | 9 | 5.492 | 1:40.889 | 9 | 6.823 | 1:40.704 | 9 | 8.684 | 1:41.559 |
| 13 | 4.564 | 1:51.212 | 13 | 7.610 | 1:43.066 | 7 | 10.720 | 1:41.918 | 7 | 12.002 | 1:40.655 | 7 | 13.611 | 1:41.307 |
| 30 | 5.480 | 1:52.128 | 7 | 8.452 | 1:42.120 | 13 | 11.397 | 1:43.437 | 13 | 15.479 | 1:43.455 | 13 | 19.601 | 1:43.820 |
| 7 | 6.352 | 1:53.000 | 30 | 9.561 | 1:44.101 | 33 | 14.164 | 1:43.723 | 33 | 16.606 | 1:41.815 | 33 | 19.939 | 1:43.031 |
| 33 | 8.167 | 1:54.815 | 33 | 10.091 | 1:41.944 | 30 | 15.211 | 1:45.300 | 30 | 19.226 | 1:43.388 | 30 | 23.293 | 1:43.765 |
| 50 | 8.671 | 1:55.319 | 50 | 25.927 | 1:57.276 | 50 | 33.885 | 1:47.608 | 50 | 41.983 | 1:47.471 | 50 | 52.527 | 1:50.242 |
| 36 | 14.529 | 2:01.177 | 36 | 26.975 | 1:52.466 | 36 | 38.645 | 1:51.320 | 36 | 52.457 | 1:53.185 | 36 | 1:05.908 | 1:53.149 |

BARC DUNLOP Sport Maxx Cup
RACE 12 - LAP CHART

| Lap 6 | | | Lap 7 | | | Lap 8 | | | Lap 9 | | | Lap 10 | | |
|-------|----------|----------|-------|----------|----------|-------|----------|------------|-------|----------|------------|--------|----------|------------|
| No | Behind | Laptime | No | Behind | Laptime | No | Behind | Laptime | No | Behind | Laptime | No | Behind | Laptime |
| 8 | | 1:39.770 | 8 | | 1:40.144 | 8 | | 1:37.442 | 2 | | 1:37.307 | 22 | | 1:45.856 |
| 22 | 0.845 | 1:39.723 | 22 | 0.576 | 1:39.875 | 22 | 3.838 | 1:40.704 | 22 | 1.840 | 1:39.908 | 36 | 1 LAP | 1:49.546 P |
| 2 | 1.245 | 1:40.630 | 2 | 2.335 | 1:41.234 | 2 | 4.599 | 1:39.706 | 36 | 1 LAP | 1:54.946 | 50 | 1 LAP | 1:46.379 |
| 4 | 9.080 | 1:41.106 | 9 | 8.153 | 1:38.036 | 50 | 1 LAP | 2:33.316 | 4 | 14.053 | 1:40.429 | 13 | 29.095 | 1:43.350 |
| 9 | 10.261 | 1:41.347 | 4 | 10.588 | 1:41.652 | 4 | 15.530 | 1:42.384 | 50 | 1 LAP | 1:50.069 | 30 | 43.593 | 1:50.558 |
| 7 | 14.957 | 1:41.116 | 7 | 12.716 | 1:37.903 | 33 | 27.202 | 1:40.313 | 13 | 33.441 | 1:43.190 | 8 | 55.030 | 1:40.792 |
| 33 | 22.732 | 1:42.563 | 33 | 24.331 | 1:41.743 | 13 | 32.157 | 1:43.347 | 30 | 40.731 | 1:44.203 | 2 | 59.742 | 2:47.438 P |
| 13 | 24.168 | 1:44.337 | 13 | 26.252 | 1:42.228 | 30 | 38.434 | 1:44.099 | 8 | 1:01.934 | 2:43.840 P | 9 | 1:12.676 | 1:42.236 |
| 30 | 27.732 | 1:44.209 | 30 | 31.777 | 1:44.189 | 9 | 1:18.719 | 2:48.008 P | 9 | 1:18.136 | 1:41.323 | 7 | 1:14.496 | 1:41.643 |
| 50 | 58.735 | 1:45.978 | 36 | 1:32.233 | 1:52.786 | 7 | 1:21.149 | 2:45.875 P | 7 | 1:20.549 | 1:41.306 | 4 | 1:30.597 | 3:04.240 P |
| 36 | 1:19.591 | 1:53.453 | | | | | | | 33 | 1:38.786 | 2:53.490 P | 50 | 2:06.446 | 1:45.135 |

BARC DUNLOP Sport Maxx Cup
RACE 12 - LAP CHART

| Lap 11 | | | Lap 12 | | | Lap 13 | | | Lap 14 | | | Lap 15 | | |
|--------|--------|------------|--------|--------|----------|--------|--------|----------|--------|--------|----------|--------|----------|----------|
| No | Behind | Laptime | No | Behind | Laptime | No | Behind | Laptime | No | Behind | Laptime | No | Behind | Laptime |
| 8 | | 1:41.291 | 22 | | 1:41.243 | 22 | | 1:41.038 | 22 | | 1:40.537 | 22 | | 1:40.490 |
| 22 | 0.145 | 2:36.466 P | 8 | 1.714 | 1:43.102 | 8 | 2.786 | 1:42.110 | 2 | 4.035 | 1:41.581 | 2 | 4.920 | 1:41.375 |
| 2 | 3.665 | 1:40.244 | 2 | 3.208 | 1:40.931 | 2 | 2.991 | 1:40.821 | 8 | 6.276 | 1:44.027 | 8 | 7.982 | 1:42.196 |
| 9 | 17.388 | 1:41.033 | 9 | 17.835 | 1:41.835 | 9 | 18.756 | 1:41.959 | 9 | 19.957 | 1:41.738 | 9 | 20.923 | 1:41.456 |
| 7 | 19.613 | 1:41.438 | 7 | 20.062 | 1:41.837 | 7 | 20.991 | 1:41.967 | 7 | 22.090 | 1:41.636 | 7 | 23.658 | 1:42.058 |
| 4 | 38.043 | 1:43.767 | 4 | 41.023 | 1:44.368 | 4 | 42.521 | 1:42.536 | 4 | 44.876 | 1:42.892 | 4 | 47.951 | 1:43.565 |
| 13 | 48.219 | 2:55.445 P | 50 | 1 LAP | 2:57.445 | 50 | 1 LAP | 1:45.703 | 50 | 1 LAP | 1:44.897 | 13 | 58.791 | 1:43.785 |
| 30 | 49.047 | 2:41.775 P | 13 | 50.503 | 1:43.672 | 13 | 52.862 | 1:43.397 | 13 | 55.496 | 1:43.171 | 50 | 1 LAP | 1:45.734 |
| 36 | 1 LAP | 3:17.712 | 30 | 51.566 | 1:43.907 | 30 | 54.214 | 1:43.686 | 30 | 57.656 | 1:43.979 | 30 | 1:00.960 | 1:43.794 |
| | | | 36 | 1 LAP | 1:52.749 | 36 | 1 LAP | 1:52.037 | | | | | | |

BARC DUNLOP Sport Maxx Cup
RACE 12 - LAP CHART

| Lap 16 | | | Lap 17 | | | Lap 18 | | |
|--------|----------|----------|--------|----------|----------|--------|----------|----------|
| No | Behind | Laptime | No | Behind | Laptime | No | Behind | Laptime |
| 22 | | 1:41.806 | 22 | | 1:40.613 | 22 | | 1:42.798 |
| 2 | 4.312 | 1:41.198 | 2 | 4.211 | 1:40.512 | 2 | 3.411 | 1:41.998 |
| 8 | 8.837 | 1:42.661 | 8 | 10.507 | 1:42.283 | 8 | 10.953 | 1:43.244 |
| 9 | 21.526 | 1:42.409 | 9 | 22.781 | 1:41.868 | 9 | 22.147 | 1:42.164 |
| 7 | 24.185 | 1:42.333 | 7 | 25.414 | 1:41.842 | 7 | 25.069 | 1:42.453 |
| 4 | 51.411 | 1:45.266 | 4 | 56.446 | 1:45.648 | 4 | 57.887 | 1:44.239 |
| 13 | 1:00.978 | 1:43.993 | 13 | 1:04.013 | 1:43.648 | 13 | 1:05.111 | 1:43.896 |
| 30 | 1:05.708 | 1:46.554 | 30 | 1:09.613 | 1:44.518 | 30 | 1:11.494 | 1:44.679 |
| 50 | 1 LAP | 1:47.064 | 50 | 1 LAP | 1:46.551 | 50 | 1 LAP | 1:45.836 |

BARC Westfield Sportscar Championship

QUALIFYING - RACE 9 & 13 - CLASSIFICATION

| POS | NO | CL | NAME | ENTRY | TIME | ON | LAPS | GAP | DIFF | MPH |
|-----|----|----|------------------|-------------------------|----------|----|------|--------|-------|-------|
| 1 | 1 | B | Andrew SPENCER | Westfield SEi | 1:35.726 | 5 | 7 | | | 79.91 |
| 2 | 71 | B | Martin GARTSIDE | Westfield Se | 1:36.840 | 5 | 8 | 1.114 | 1.114 | 78.99 |
| 3 | 70 | A | Fulvio MUSSI | Westfield Areorace | 1:36.964 | 3 | 8 | 1.238 | 0.124 | 78.89 |
| 4 | 24 | B | Simon PRYKE | Westfield SE | 1:37.123 | 5 | 8 | 1.397 | 0.159 | 78.76 |
| 5 | 8 | A | Michael ELLIS | Westfield Aerorace 2008 | 1:37.245 | 4 | 8 | 1.519 | 0.122 | 78.66 |
| 6 | 55 | A | Roger GREEN | Westfield Aerorace | 1:37.752 | 6 | 7 | 2.026 | 0.507 | 78.26 |
| 7 | 60 | B | Mark CALLAHAN | Westfield 1800 Zetec | 1:38.563 | 4 | 7 | 2.837 | 0.811 | 77.61 |
| 8 | 2 | B | Nick FLOWERS | Westfield Zetec | 1:38.708 | 5 | 7 | 2.982 | 0.145 | 77.50 |
| 9 | 36 | B | Jon CHAPPELL | Westfield Zetec | 1:39.914 | 5 | 7 | 4.188 | 1.206 | 76.56 |
| 10 | 50 | B | Brian DEAN | Westfield Zetec | 1:39.995 | 5 | 7 | 4.269 | 0.081 | 76.50 |
| 11 | 29 | B | William CHAPPELL | Westfield Zetec | 1:40.228 | 5 | 8 | 4.502 | 0.233 | 76.32 |
| 12 | 41 | A | Darren SANSUM | Westfield Aero Race | 1:40.527 | 4 | 8 | 4.801 | 0.299 | 76.09 |
| 13 | 3 | B | Brian SMALL | Westfield Zetec | 1:40.763 | 6 | 8 | 5.037 | 0.236 | 75.92 |
| 14 | 14 | B | Seamus HARDING | Westfield SE | 1:41.724 | 3 | 5 | 5.998 | 0.961 | 75.20 |
| 15 | 68 | B | John DOLAN | Westfield SeW | 1:51.315 | 4 | 7 | 15.589 | 9.591 | 68.72 |
| 16 | 23 | B | Paul TABERNER | Westfield Zetec | 1:52.545 | 4 | 7 | 16.819 | 1.230 | 67.97 |

Weather / Track : Cloudy / Dry

These results are provisional until the conclusion of any judicial and technical matters.

Croft
 Circuit Length = 2.1250 miles
 Start: 13:55 End: 14:12

| | | |
|-------------------|--|--------------|
| Clerk of Course : | | Timekeeper : |
|-------------------|--|--------------|

BARC Westfield Sportscar Championship

QUALIFYING - RACE 9 & 13 - LAP ANALYSIS

| | | | | | | | |
|-----------|-------------------------|----------|-------------------------|-----|-----------------|----------|---------------------|
| 1 | Andrew SPENCER | | Westfield SEi | | | | |
| 1 - | 1:42.441 | + 6.715 | 13:59:00.362 | 5 - | 1:35.726 | | 14:05:28.881 |
| 2 - | 1:38.443 | + 2.717 | 14:00:38.805 | 6 - | 1:48.481 | + 12.755 | 14:07:17.362 |
| 3 - | 1:37.323 | + 1.597 | 14:02:16.128 | 7 - | 1:42.198 P | + 6.472 | 14:08:59.560 |
| 4 - | 1:37.027 | + 1.301 | 14:03:53.155 | | | | |
| 2 | Nick FLOWERS | | Westfield Zetec | | | | |
| 1 - | 1:46.148 | + 7.440 | 13:58:51.278 | 5 - | 1:38.708 | | 14:05:33.848 |
| 2 - | 1:42.944 | + 4.236 | 14:00:34.222 | 6 - | 1:42.342 | + 3.634 | 14:07:16.190 |
| 3 - | 1:41.449 | + 2.741 | 14:02:15.671 | 7 - | 1:55.703 P | + 16.995 | 14:09:11.893 |
| 4 - | 1:39.469 | + 0.761 | 14:03:55.140 | | | | |
| 3 | Brian SMALL | | Westfield Zetec | | | | |
| 1 - | 1:53.324 | + 12.561 | 13:59:04.596 | 5 - | 1:41.070 | + 0.307 | 14:05:55.507 |
| 2 - | 1:45.414 | + 4.651 | 14:00:50.010 | 6 - | 1:40.763 | | 14:07:36.270 |
| 3 - | 1:42.233 | + 1.470 | 14:02:32.243 | 7 - | 1:52.052 | + 11.289 | 14:09:28.322 |
| 4 - | 1:42.194 | + 1.431 | 14:04:14.437 | 8 - | 1:59.707 | + 18.944 | 14:11:28.029 |
| 8 | Michael ELLIS | | Westfield Aerorace 2008 | | | | |
| 1 - | 1:46.031 | + 8.786 | 13:59:24.068 | 5 - | 1:37.739 | + 0.494 | 14:05:59.047 |
| 2 - | 1:42.060 | + 4.815 | 14:01:06.128 | 6 - | 1:39.636 | + 2.391 | 14:07:38.683 |
| 3 - | 1:37.935 | + 0.690 | 14:02:44.063 | 7 - | 1:47.493 | + 10.248 | 14:09:26.176 |
| 4 - | 1:37.245 | | 14:04:21.308 | 8 - | 2:00.745 P | + 23.500 | 14:11:26.921 |
| 14 | Seamus HARDING | | Westfield SE | | | | |
| 1 - | 1:48.631 | + 6.907 | 13:59:09.971 | 4 - | 1:46.097 | + 4.373 | 14:04:21.074 |
| 2 - | 1:43.282 | + 1.558 | 14:00:53.253 | 5 - | 1:43.839 | + 2.115 | 14:06:04.913 |
| 3 - | 1:41.724 | | 14:02:34.977 | | | | |
| 23 | Paul TABERNER | | Westfield Zetec | | | | |
| 1 - | 2:04.561 | + 12.016 | 13:59:42.626 | 5 - | 1:53.300 | + 0.755 | 14:07:22.857 |
| 2 - | 1:58.383 | + 5.838 | 14:01:41.009 | 6 - | 2:00.305 | + 7.760 | 14:09:23.162 |
| 3 - | 1:56.003 | + 3.458 | 14:03:37.012 | 7 - | 2:14.201 P | + 21.656 | 14:11:37.363 |
| 4 - | 1:52.545 | | 14:05:29.557 | | | | |
| 24 | Simon PRYKE | | Westfield SE | | | | |
| 1 - | 1:52.466 | + 15.343 | 13:59:11.868 | 5 - | 1:37.123 | | 14:05:59.964 |
| 2 - | 1:46.437 | + 9.314 | 14:00:58.305 | 6 - | 1:40.318 | + 3.195 | 14:07:40.282 |
| 3 - | 1:40.587 | + 3.464 | 14:02:38.892 | 7 - | 1:48.978 | + 11.855 | 14:09:29.260 |
| 4 - | 1:43.949 | + 6.826 | 14:04:22.841 | 8 - | 2:00.434 P | + 23.311 | 14:11:29.694 |
| 29 | William CHAPPELL | | Westfield Zetec | | | | |
| 1 - | 1:52.293 | + 12.065 | 13:59:30.130 | 5 - | 1:40.228 | | 14:06:19.925 |
| 2 - | 1:46.766 | + 6.538 | 14:01:16.896 | 6 - | 1:43.965 | + 3.737 | 14:08:03.890 |
| 3 - | 1:41.688 | + 1.460 | 14:02:58.584 | 7 - | 1:55.749 | + 15.521 | 14:09:59.639 |
| 4 - | 1:41.113 | + 0.885 | 14:04:39.697 | 8 - | 1:56.842 | + 16.614 | 14:11:56.481 |
| 36 | Jon CHAPPELL | | Westfield Zetec | | | | |
| 1 - | 1:50.896 | + 10.982 | 13:59:20.979 | 5 - | 1:39.914 | | 14:06:18.843 |
| 2 - | 1:55.338 | + 15.424 | 14:01:16.317 | 6 - | 1:51.138 | + 11.224 | 14:08:09.981 |
| 3 - | 1:41.313 | + 1.399 | 14:02:57.630 | 7 - | 2:22.148 | + 42.234 | 14:10:32.129 |
| 4 - | 1:41.299 | + 1.385 | 14:04:38.929 | | | | |
| 41 | Darren SANSUM | | Westfield Aero Race | | | | |
| 1 - | 1:49.562 | + 9.035 | 13:59:08.359 | 5 - | 1:41.113 | + 0.586 | 14:05:56.071 |
| 2 - | 1:43.985 | + 3.458 | 14:00:52.344 | 6 - | 1:42.410 | + 1.883 | 14:07:38.481 |
| 3 - | 1:42.087 | + 1.560 | 14:02:34.431 | 7 - | 1:53.415 | + 12.888 | 14:09:31.896 |
| 4 - | 1:40.527 | | 14:04:14.958 | 8 - | 2:01.308 P | + 20.781 | 14:11:33.204 |
| 50 | Brian DEAN | | Westfield Zetec | | | | |
| 1 - | 1:54.326 | + 14.331 | 13:59:46.078 | 5 - | 1:39.995 | | 14:06:33.283 |
| 2 - | 1:45.615 | + 5.620 | 14:01:31.693 | 6 - | 1:57.051 | + 17.056 | 14:08:30.334 |

Croft
Circuit Length = 2.1250 miles
Start: 13:55 End: 14:12


Weather / Track : Cloudy / Dry

BARC Westfield Sportscar Championship
QUALIFYING - RACE 9 & 13 - LAP ANALYSIS

| | | | | | | | |
|-----------|------------------------|----------|----------------------|-----|-----------------|----------|---------------------|
| 3 - | 1:40.882 | + 0.887 | 14:03:12.575 | 7 - | 2:06.899 | + 26.904 | 14:10:37.233 |
| 4 - | 1:40.713 | + 0.718 | 14:04:53.288 | | | | |
| 55 | Roger GREEN | | Westfield Aerorace | | | | |
| 1 - | 1:45.639 | + 7.887 | 13:59:18.236 | 5 - | 1:38.196 | + 0.444 | 14:05:54.482 |
| 2 - | 1:40.599 | + 2.847 | 14:00:58.835 | 6 - | 1:37.752 | | 14:07:32.234 |
| 3 - | 1:38.851 | + 1.099 | 14:02:37.686 | 7 - | 1:44.642 P | + 6.890 | 14:09:16.876 |
| 4 - | 1:38.600 | + 0.848 | 14:04:16.286 | | | | |
| 60 | Mark CALLAHAN | | Westfield 1800 Zetec | | | | |
| 1 - | 1:47.889 | + 9.326 | 13:59:03.554 | 5 - | 1:38.707 | + 0.144 | 14:05:45.407 |
| 2 - | 1:43.793 | + 5.230 | 14:00:47.347 | 6 - | 1:40.542 | + 1.979 | 14:07:25.949 |
| 3 - | 1:40.790 | + 2.227 | 14:02:28.137 | 7 - | 1:54.140 P | + 15.577 | 14:09:20.089 |
| 4 - | 1:38.563 | | 14:04:06.700 | | | | |
| 68 | John DOLAN | | Westfield SeW | | | | |
| 1 - | 2:00.694 | + 9.379 | 13:59:45.817 | 5 - | 1:54.339 | + 3.024 | 14:07:19.612 |
| 2 - | 1:56.384 | + 5.069 | 14:01:42.201 | 6 - | 2:01.285 | + 9.970 | 14:09:20.897 |
| 3 - | 1:51.757 | + 0.442 | 14:03:33.958 | 7 - | 2:19.136 P | + 27.821 | 14:11:40.033 |
| 4 - | 1:51.315 | | 14:05:25.273 | | | | |
| 70 | Fulvio MUSSI | | Westfield Areorace | | | | |
| 1 - | 1:44.450 | + 7.486 | 13:59:22.849 | 5 - | 1:52.925 | + 15.961 | 14:06:08.915 |
| 2 - | 1:39.033 | + 2.069 | 14:01:01.882 | 6 - | 1:38.078 | + 1.114 | 14:07:46.993 |
| 3 - | 1:36.964 | | 14:02:38.846 | 7 - | 1:45.923 | + 8.959 | 14:09:32.916 |
| 4 - | 1:37.144 | + 0.180 | 14:04:15.990 | 8 - | 1:55.622 P | + 18.658 | 14:11:28.538 |
| 71 | Martin GARTSIDE | | Westfield Se | | | | |
| 1 - | 1:48.862 | + 12.022 | 13:59:11.490 | 5 - | 1:36.840 | | 14:05:48.269 |
| 2 - | 1:42.137 | + 5.297 | 14:00:53.627 | 6 - | 1:38.577 | + 1.737 | 14:07:26.846 |
| 3 - | 1:39.920 | + 3.080 | 14:02:33.547 | 7 - | 2:08.312 | + 31.472 | 14:09:35.158 |
| 4 - | 1:37.882 | + 1.042 | 14:04:11.429 | 8 - | 1:59.671 P | + 22.831 | 14:11:34.829 |

BARC Westfield Sportscar Championship

RACE 9 - GRID

| | | |
|--|-----------------------------------|----------------------------------|
| ROW 8 | 1:51.315 68 John DOLAN | 1:52.545 23 Paul TABERNER |
| ROW 7 | 1:40.763 3 Brian SMALL | 1:41.724 14 Seamus HARDING |
| ROW 6 | 1:40.228 29 William CHAPPELL | 1:40.527 41 Darren SANSUM |
| ROW 5 | 1:39.914 36 Jon CHAPPELL | 1:39.995 50 Brian DEAN |
| ROW 4 | 1:38.563 60 Mark CALLAHAN | 1:38.708 2 Nick FLOWERS |
| ROW 3 | 1:37.245 8 Michael ELLIS | 1:37.752 55 Roger GREEN |
| ROW 2 | 1:36.964 70 Fulvio MUSSI | 1:37.123 24 Simon PRYKE |
| ROW 1 | 1:35.726 1 Andrew SPENCER | 1:36.840 71 Martin GARTSIDE |
| Pole | | |
|  | | |

Croft
Circuit Length = 2.1250 miles

These results are provisional until the conclusion of any judicial and technical matters.

Clerk of Course :

Timekeeper :

BARC Westfield Sportscar Championship

RACE 9 - CLASSIFICATION

| POS | NO | CL | NAME | ENTRY | LAPS | TIME | GAP | DIFF | MPH | BEST | ON |
|-----|----|----|------------------|-------------------------|------|-----------|----------|--------|-------|----------|----|
| 1 | 24 | B | Simon PRYKE | Westfield SE | 13 | 20:45.631 | | | 79.84 | 1:34.802 | 8 |
| 2 | 1 | B | Andrew SPENCER | Westfield SEi | 13 | 20:50.189 | 4.558 | 4.558 | 79.54 | 1:33.927 | 9 |
| 3 | 71 | B | Martin GARTSIDE | Westfield Se | 13 | 20:56.935 | 11.304 | 6.746 | 79.12 | 1:35.435 | 2 |
| 4 | 8 | A | Michael ELLIS | Westfield Aerorace 2008 | 13 | 20:57.436 | 11.805 | 0.501 | 79.09 | 1:35.168 | 6 |
| 5 | 55 | A | Roger GREEN | Westfield Aerorace | 13 | 21:07.236 | 21.605 | 9.800 | 78.47 | 1:36.101 | 8 |
| 6 | 2 | B | Nick FLOWERS | Westfield Zetec | 13 | 21:14.944 | 29.313 | 7.708 | 78.00 | 1:36.126 | 7 |
| 7 | 3 | B | Brian SMALL | Westfield Zetec | 13 | 21:17.706 | 32.075 | 2.762 | 77.83 | 1:36.488 | 9 |
| 8 | 36 | B | Jon CHAPPELL | Westfield Zetec | 13 | 21:19.465 | 33.834 | 1.759 | 77.72 | 1:36.104 | 9 |
| 9 | 29 | B | William CHAPPELL | Westfield Zetec | 13 | 21:26.475 | 40.844 | 7.010 | 77.30 | 1:36.332 | 10 |
| 10 | 14 | B | Seamus HARDING | Westfield SE | 13 | 21:26.489 | 40.858 | 0.014 | 77.30 | 1:36.758 | 9 |
| 11 | 41 | A | Darren SANSUM | Westfield Aero Race | 13 | 21:33.638 | 48.007 | 7.149 | 76.87 | 1:37.902 | 2 |
| 12 | 50 | B | Brian DEAN | Westfield Zetec | 13 | 21:43.055 | 57.424 | 9.417 | 76.32 | 1:37.753 | 2 |
| 13 | 60 | B | Mark CALLAHAN | Westfield 1800 Zetec | 13 | 21:45.811 | 1:00.180 | 2.756 | 76.16 | 1:36.604 | 13 |
| 14 | 23 | B | Paul TABERNER | Westfield Zetec | 13 | 22:05.928 | 1:20.297 | 20.117 | 75.00 | 1:39.980 | 8 |
| 15 | 68 | B | John DOLAN | Westfield SeW | 12 | 21:15.186 | 1 lap | 1 lap | 71.99 | 1:43.541 | 11 |

NOT CLASSIFIED

| | | | | | | | | | | | |
|-----|----|---|--------------|--------------------|---|----------|---------|--------|-------|----------|---|
| DNF | 70 | A | Fulvio MUSSI | Westfield Areorace | 3 | 5:15.795 | 10 laps | 9 laps | 72.67 | 1:38.153 | 2 |
|-----|----|---|--------------|--------------------|---|----------|---------|--------|-------|----------|---|

FASTEST LAP

| | | | | | | | |
|---|---|----------------|-------------------------|---|----------|-----------|------------|
| 1 | B | Andrew SPENCER | Westfield SEi | 9 | 1:33.927 | 81.44 mph | 131.07 kph |
| 8 | A | Michael ELLIS | Westfield Aerorace 2008 | 6 | 1:35.168 | 80.38 mph | 129.36 kph |

Weather / Track : Cloudy / Dry

These results are provisional until the conclusion of any judicial and technical matters.

Croft
Circuit Length = 2.1250 miles
Start: 13:37 End: 13:59

| | |
|-------------------|--------------|
| Clerk of Course : | Timekeeper : |
|-------------------|--------------|

BARC Westfield Sportscar Championship

RACE 9 - LAP CHART

| Lap 1 | | | Lap 2 | | | Lap 3 | | | Lap 4 | | | Lap 5 | | |
|-------|--------|----------|-------|--------|----------|-------|--------|----------|-------|--------|----------|-------|--------|----------|
| No | Behind | Laptime | No | Behind | Laptime | No | Behind | Laptime | No | Behind | Laptime | No | Behind | Laptime |
| 24 | | 1:42.168 | 24 | | 1:35.354 | 24 | | 1:35.611 | 24 | | 1:35.598 | 24 | | 1:35.168 |
| 71 | 1.577 | 1:43.745 | 71 | 1.658 | 1:35.435 | 71 | 2.256 | 1:36.209 | 71 | 2.571 | 1:35.913 | 1 | 3.497 | 1:34.557 |
| 55 | 2.417 | 1:44.585 | 55 | 3.460 | 1:36.397 | 55 | 4.350 | 1:36.501 | 1 | 4.108 | 1:34.990 | 71 | 4.118 | 1:36.715 |
| 2 | 2.981 | 1:45.149 | 2 | 4.083 | 1:36.456 | 1 | 4.716 | 1:35.915 | 55 | 5.124 | 1:36.372 | 55 | 6.669 | 1:36.713 |
| 8 | 3.153 | 1:45.321 | 1 | 4.412 | 1:35.474 | 8 | 5.341 | 1:36.215 | 8 | 5.781 | 1:36.038 | 8 | 6.816 | 1:36.203 |
| 1 | 4.292 | 1:46.460 | 8 | 4.737 | 1:36.938 | 36 | 9.761 | 1:38.220 | 3 | 12.875 | 1:37.374 | 3 | 16.185 | 1:38.478 |
| 50 | 4.620 | 1:46.788 | 50 | 7.019 | 1:37.753 | 3 | 11.099 | 1:38.800 | 29 | 13.501 | 1:37.520 | 2 | 16.684 | 1:37.362 |
| 36 | 4.780 | 1:46.948 | 36 | 7.152 | 1:37.726 | 29 | 11.579 | 1:38.368 | 36 | 13.839 | 1:39.676 | 14 | 19.558 | 1:39.447 |
| 3 | 5.329 | 1:47.497 | 3 | 7.910 | 1:37.935 | 2 | 13.566 | 1:45.094 | 2 | 14.490 | 1:36.522 | 36 | 19.984 | 1:41.313 |
| 70 | 5.790 | 1:47.958 | 70 | 8.589 | 1:38.153 | 14 | 13.622 | 1:38.121 | 14 | 15.279 | 1:37.255 | 41 | 21.322 | 1:39.290 |
| 29 | 6.641 | 1:48.809 | 29 | 8.822 | 1:37.535 | 41 | 14.546 | 1:39.699 | 41 | 17.200 | 1:38.252 | 29 | 21.527 | 1:43.194 |
| 41 | 7.910 | 1:50.078 | 41 | 10.458 | 1:37.902 | 50 | 20.945 | 1:49.537 | 50 | 25.230 | 1:39.883 | 50 | 30.296 | 1:40.234 |
| 60 | 8.499 | 1:50.667 | 14 | 11.112 | 1:37.584 | 70 | 22.662 | 1:49.684 | 60 | 31.292 | 1:39.122 | 23 | 38.402 | 1:41.150 |
| 14 | 8.882 | 1:51.050 | 23 | 18.347 | 1:42.672 | 23 | 25.400 | 1:42.664 | 23 | 32.420 | 1:42.618 | 60 | 42.004 | 1:45.880 |
| 23 | 11.029 | 1:53.197 | 60 | 25.545 | 1:52.400 | 60 | 27.768 | 1:37.834 | 68 | 46.521 | 1:45.383 | 68 | 57.096 | 1:45.743 |
| 68 | 13.744 | 1:55.912 | 68 | 25.756 | 1:47.366 | 68 | 36.736 | 1:46.591 | | | | | | |

BARC Westfield Sportscar Championship

RACE 9 - LAP CHART

| Lap 6 | | | Lap 7 | | | Lap 8 | | | Lap 9 | | | Lap 10 | | |
|-------|----------|----------|-------|----------|----------|-------|----------|----------|-------|----------|----------|--------|----------|----------|
| No | Behind | Laptime | No | Behind | Laptime | No | Behind | Laptime | No | Behind | Laptime | No | Behind | Laptime |
| 24 | | 1:34.809 | 24 | | 1:35.322 | 24 | | 1:34.802 | 24 | | 1:35.303 | 24 | | 1:36.084 |
| 1 | 3.659 | 1:34.971 | 1 | 2.990 | 1:34.653 | 1 | 2.560 | 1:34.372 | 1 | 1.184 | 1:33.927 | 1 | 0.659 | 1:35.559 |
| 71 | 5.237 | 1:35.928 | 71 | 5.435 | 1:35.520 | 71 | 6.532 | 1:35.899 | 71 | 7.824 | 1:36.595 | 68 | 1 LAP | 1:46.339 |
| 8 | 7.175 | 1:35.168 | 8 | 7.136 | 1:35.283 | 8 | 7.783 | 1:35.449 | 8 | 8.136 | 1:35.656 | 71 | 8.102 | 1:36.362 |
| 55 | 8.382 | 1:36.522 | 55 | 9.391 | 1:36.331 | 55 | 10.690 | 1:36.101 | 55 | 12.104 | 1:36.717 | 8 | 8.745 | 1:36.693 |
| 2 | 18.872 | 1:36.997 | 2 | 19.676 | 1:36.126 | 2 | 22.466 | 1:37.592 | 2 | 23.607 | 1:36.444 | 55 | 13.311 | 1:37.291 |
| 3 | 19.644 | 1:38.268 | 3 | 21.503 | 1:37.181 | 3 | 24.483 | 1:37.782 | 3 | 25.668 | 1:36.488 | 2 | 23.999 | 1:36.476 |
| 14 | 21.629 | 1:36.880 | 14 | 23.624 | 1:37.317 | 36 | 25.519 | 1:36.575 | 36 | 26.320 | 1:36.104 | 3 | 26.250 | 1:36.666 |
| 36 | 21.827 | 1:36.652 | 36 | 23.746 | 1:37.241 | 14 | 26.492 | 1:37.670 | 14 | 27.947 | 1:36.758 | 36 | 26.959 | 1:36.723 |
| 41 | 24.709 | 1:38.196 | 29 | 26.461 | 1:36.803 | 29 | 28.176 | 1:36.517 | 29 | 29.269 | 1:36.396 | 14 | 28.877 | 1:37.014 |
| 29 | 24.980 | 1:38.262 | 41 | 28.030 | 1:38.643 | 41 | 31.348 | 1:38.120 | 41 | 34.098 | 1:38.053 | 29 | 29.517 | 1:36.332 |
| 50 | 36.009 | 1:40.522 | 50 | 39.911 | 1:39.224 | 50 | 43.933 | 1:38.824 | 50 | 46.630 | 1:38.000 | 41 | 36.580 | 1:38.566 |
| 23 | 44.177 | 1:40.584 | 60 | 48.456 | 1:39.433 | 60 | 51.100 | 1:37.446 | 60 | 52.895 | 1:37.098 | 50 | 48.528 | 1:37.982 |
| 60 | 44.345 | 1:37.150 | 23 | 49.665 | 1:40.810 | 23 | 54.843 | 1:39.980 | 23 | 1:00.046 | 1:40.506 | 60 | 53.879 | 1:37.068 |
| 68 | 1:08.634 | 1:46.347 | 68 | 1:18.637 | 1:45.325 | 68 | 1:28.187 | 1:44.352 | | | | 23 | 1:04.386 | 1:40.424 |


BARC Westfield Sportscar Championship

RACE 9 - LAP CHART

| Lap 11 | | | Lap 12 | | | Lap 13 | | |
|--------|----------|----------|--------|----------|----------|--------|----------|----------|
| No | Behind | Laptime | No | Behind | Laptime | No | Behind | Laptime |
| 24 | | 1:35.201 | 1 | | 1:34.762 | 24 | | 1:35.043 |
| 1 | 0.045 | 1:34.587 | 24 | 0.361 | 1:35.168 | 1 | 4.558 | 1:39.962 |
| 71 | 9.307 | 1:36.406 | 71 | 10.347 | 1:35.847 | 71 | 11.304 | 1:36.361 |
| 8 | 10.101 | 1:36.557 | 8 | 11.436 | 1:36.142 | 8 | 11.805 | 1:35.773 |
| 68 | 1 LAP | 1:44.528 | 55 | 17.683 | 1:37.177 | 55 | 21.605 | 1:39.326 |
| 55 | 15.313 | 1:37.203 | 68 | 1 LAP | 1:43.541 | 2 | 29.313 | 1:37.373 |
| 2 | 24.931 | 1:36.133 | 2 | 27.344 | 1:37.220 | 68 | 1 LAP | 1:43.759 |
| 3 | 27.699 | 1:36.650 | 3 | 29.613 | 1:36.721 | 3 | 32.075 | 1:37.866 |
| 36 | 28.162 | 1:36.404 | 36 | 30.822 | 1:37.467 | 36 | 33.834 | 1:38.416 |
| 14 | 31.722 | 1:38.046 | 29 | 35.505 | 1:38.434 | 29 | 40.844 | 1:40.743 |
| 29 | 31.878 | 1:37.562 | 14 | 36.748 | 1:39.833 | 14 | 40.858 | 1:39.514 |
| 41 | 39.988 | 1:38.609 | 41 | 43.778 | 1:38.597 | 41 | 48.007 | 1:39.633 |
| 50 | 51.451 | 1:38.124 | 50 | 54.871 | 1:38.227 | 50 | 57.424 | 1:37.957 |
| 60 | 55.720 | 1:37.042 | 60 | 58.980 | 1:38.067 | 60 | 1:00.180 | 1:36.604 |
| 23 | 1:09.888 | 1:40.703 | 23 | 1:15.287 | 1:40.206 | 23 | 1:20.297 | 1:40.414 |

BARC Westfield Sportscar Championship

RACE 13 - GRID

| | | |
|--|-----------------------------------|----------------------------------|
| ROW 8 | 1:51.757 68 John DOLAN | 1:53.300 23 Paul TABERNER |
| ROW 7 | 1:41.299 36 Jon CHAPPELL | 1:43.282 14 Seamus HARDING |
| ROW 6 | 1:41.113 29 William CHAPPELL | 1:41.113 41 Darren SANSUM |
| ROW 5 | 1:40.713 50 Brian DEAN | 1:41.070 3 Brian SMALL |
| ROW 4 | 1:39.469 2 Nick FLOWERS | 1:40.318 24 Simon PRYKE |
| ROW 3 | 1:38.196 55 Roger GREEN | 1:38.707 60 Mark CALLAHAN |
| ROW 2 | 1:37.739 8 Michael ELLIS | 1:37.882 71 Martin GARTSIDE |
| ROW 1 | 1:37.027 1 Andrew SPENCER | 1:37.144 70 Fulvio MUSSI |
| Pole | | |
|  | | |

Croft
Circuit Length = 2.1250 miles

These results are provisional until the conclusion of any judicial and technical matters.

| | |
|-------------------|--------------|
| Clerk of Course : | Timekeeper : |
|-------------------|--------------|

BARC Westfield Sportscar Championship

RACE 13 - CLASSIFICATION

| POS | NO | CL | NAME | ENTRY | LAPS | TIME | GAP | DIFF | MPH | BEST | ON |
|----------------|----|----|-------------------------|-------------------------|------|-----------|-----------------|--------|-----------|------------|----|
| 1 | 1 | B | Andrew SPENCER | Westfield SEi | 13 | 20:46.115 | | | 79.80 | 1:35.040 | 6 |
| 2 | 24 | B | Simon PRYKE | Westfield SE | 13 | 20:54.166 | 8.051 | 8.051 | 79.29 | 1:35.020 | 6 |
| 3 | 71 | B | Martin GARTSIDE | Westfield Se | 13 | 20:58.686 | 12.571 | 4.520 | 79.01 | 1:35.450 | 8 |
| 4 | 70 | A | Fulvio MUSSI | Westfield Areorace | 13 | 20:59.223 | 13.108 | 0.537 | 78.97 | 1:35.758 | 4 |
| 5 | 55 | A | Roger GREEN | Westfield Aerorace | 13 | 21:03.410 | 17.295 | 4.187 | 78.71 | 1:35.799 | 6 |
| 6 | 2 | B | Nick FLOWERS | Westfield Zetec | 13 | 21:04.145 | 18.030 | 0.735 | 78.67 | 1:35.337 | 8 |
| 7 | 50 | B | Brian DEAN | Westfield Zetec | 13 | 21:13.322 | 27.207 | 9.177 | 78.10 | 1:36.585 | 6 |
| 8 | 29 | B | William CHAPPELL | Westfield Zetec | 13 | 21:19.695 | 33.580 | 6.373 | 77.71 | 1:36.705 | 9 |
| 9 | 3 | B | Brian SMALL | Westfield Zetec | 13 | 21:20.889 | 34.774 | 1.194 | 77.64 | 1:36.620 | 3 |
| 10 | 41 | A | Darren SANSUM | Westfield Aero Race | 13 | 21:39.149 | 53.034 | 18.260 | 76.55 | 1:37.393 | 7 |
| 11 | 60 | B | Mark CALLAHAN | Westfield 1800 Zetec | 13 | 21:55.234 | 1:09.119 | 16.085 | 75.61 | 1:37.328 | 11 |
| 12 | 23 | B | Paul TABERNER | Westfield Zetec | 13 | 21:56.380 | 1:10.265 | 1.146 | 75.54 | 1:39.599 | 12 |
| 13 | 68 | B | John DOLAN | Westfield SeW | 12 | 20:52.078 | 1 lap | 1 lap | 73.31 | 1:42.619 | 12 |
| NOT CLASSIFIED | | | | | | | | | | | |
| DNF | 14 | B | Seamus HARDING | Westfield SE | 12 | 19:48.825 | 1 lap | | 77.22 | 1:36.888 | 3 |
| DNF | 36 | B | Jon CHAPPELL | Westfield Zetec | 7 | 11:29.613 | 6 laps | 5 laps | 77.65 | 1:36.581 | 6 |
| DNF | 8 | A | Michael ELLIS | Westfield Aerorace 2008 | 12 | 20:13.346 | 1 lap | 0.000 | 75.65 | 1:34.780 | 8 |
| FASTEST LAP | | | | | | | | | | | |
| | 24 | B | Simon PRYKE | Westfield SE | 6 | 1:35.020 | | | 80.51 mph | 129.56 kph | |
| | 8 | A | Michael ELLIS | Westfield Aerorace 2008 | 8 | 1:34.780 | | | 80.71 mph | 129.89 kph | |

Weather / Track : Cloudy / Dry

These results are provisional until the conclusion of any judicial and technical matters.

Croft
Circuit Length = 2.1250 miles
Start: 16:44 End: 17:06

Clerk of Course :

Timekeeper :

BARC Westfield Sportscar Championship

RACE 13 - LAP CHART

| Lap 1 | | | Lap 2 | | | Lap 3 | | | Lap 4 | | | Lap 5 | | |
|-------|--------|----------|-------|--------|----------|-------|--------|----------|-------|--------|----------|-------|--------|----------|
| No | Behind | Laptime | No | Behind | Laptime | No | Behind | Laptime | No | Behind | Laptime | No | Behind | Laptime |
| 1 | | 1:40.939 | 1 | | 1:36.058 | 1 | | 1:35.470 | 1 | | 1:35.053 | 1 | | 1:35.091 |
| 70 | 0.436 | 1:41.375 | 70 | 0.319 | 1:35.941 | 70 | 0.706 | 1:35.857 | 70 | 1.411 | 1:35.758 | 70 | 3.565 | 1:37.245 |
| 24 | 1.040 | 1:41.979 | 24 | 0.947 | 1:35.965 | 24 | 1.275 | 1:35.798 | 8 | 2.313 | 1:35.567 | 24 | 3.821 | 1:36.413 |
| 8 | 1.900 | 1:42.839 | 8 | 1.429 | 1:35.587 | 8 | 1.799 | 1:35.840 | 24 | 2.499 | 1:36.277 | 8 | 4.623 | 1:37.401 |
| 71 | 3.218 | 1:44.157 | 55 | 3.559 | 1:35.881 | 55 | 4.404 | 1:36.315 | 55 | 6.050 | 1:36.699 | 55 | 7.060 | 1:36.101 |
| 55 | 3.736 | 1:44.675 | 71 | 3.987 | 1:36.827 | 71 | 4.657 | 1:36.140 | 71 | 6.506 | 1:36.902 | 71 | 7.477 | 1:36.062 |
| 3 | 4.558 | 1:45.497 | 3 | 5.314 | 1:36.814 | 3 | 6.464 | 1:36.620 | 3 | 8.808 | 1:37.397 | 2 | 10.691 | 1:36.310 |
| 50 | 5.687 | 1:46.626 | 2 | 6.790 | 1:36.590 | 2 | 8.550 | 1:37.230 | 2 | 9.472 | 1:35.975 | 3 | 11.502 | 1:37.785 |
| 2 | 6.258 | 1:47.197 | 50 | 8.370 | 1:38.741 | 50 | 9.888 | 1:36.988 | 50 | 11.779 | 1:36.944 | 50 | 13.276 | 1:36.588 |
| 36 | 7.948 | 1:48.887 | 36 | 8.707 | 1:36.817 | 36 | 10.090 | 1:36.853 | 36 | 12.123 | 1:37.086 | 36 | 13.824 | 1:36.792 |
| 29 | 8.171 | 1:49.110 | 29 | 9.664 | 1:37.551 | 29 | 10.904 | 1:36.710 | 29 | 12.769 | 1:36.918 | 29 | 15.434 | 1:37.756 |
| 14 | 8.437 | 1:49.376 | 14 | 10.098 | 1:37.719 | 14 | 11.516 | 1:36.888 | 14 | 13.400 | 1:36.937 | 14 | 15.714 | 1:37.405 |
| 41 | 8.930 | 1:49.869 | 41 | 11.349 | 1:38.477 | 41 | 13.466 | 1:37.587 | 41 | 16.373 | 1:37.960 | 41 | 19.117 | 1:37.835 |
| 23 | 12.111 | 1:53.050 | 23 | 17.990 | 1:41.937 | 23 | 23.447 | 1:40.927 | 60 | 27.131 | 1:38.460 | 60 | 30.240 | 1:38.200 |
| 68 | 13.318 | 1:54.257 | 68 | 21.359 | 1:44.099 | 60 | 23.724 | 1:37.612 | 23 | 29.421 | 1:41.027 | 23 | 34.647 | 1:40.317 |
| 60 | 18.396 | 1:59.335 | 60 | 21.582 | 1:39.244 | 68 | 30.011 | 1:44.122 | 68 | 39.173 | 1:44.215 | 68 | 48.026 | 1:43.944 |

BARC Westfield Sportscar Championship

RACE 13 - LAP CHART

| Lap 6 | | | Lap 7 | | | Lap 8 | | | Lap 9 | | | Lap 10 | | |
|-------|--------|----------|-------|----------|----------|-------|----------|----------|-------|----------|----------|--------|----------|----------|
| No | Behind | Laptime | No | Behind | Laptime | No | Behind | Laptime | No | Behind | Laptime | No | Behind | Laptime |
| 1 | | 1:35.040 | 1 | | 1:35.133 | 1 | | 1:35.420 | 1 | | 1:35.829 | 1 | | 1:35.510 |
| 24 | 3.801 | 1:35.020 | 24 | 5.573 | 1:36.905 | 24 | 5.912 | 1:35.759 | 24 | 6.697 | 1:36.614 | 24 | 6.676 | 1:35.489 |
| 70 | 5.604 | 1:37.079 | 8 | 7.360 | 1:36.746 | 8 | 6.720 | 1:34.780 | 8 | 7.255 | 1:36.364 | 8 | 8.499 | 1:36.754 |
| 8 | 5.747 | 1:36.164 | 70 | 7.702 | 1:37.231 | 70 | 8.473 | 1:36.191 | 70 | 9.220 | 1:36.576 | 70 | 10.307 | 1:36.597 |
| 55 | 7.819 | 1:35.799 | 71 | 9.680 | 1:36.416 | 71 | 9.710 | 1:35.450 | 71 | 9.545 | 1:35.664 | 71 | 10.376 | 1:36.341 |
| 71 | 8.397 | 1:35.960 | 55 | 10.748 | 1:38.062 | 55 | 11.374 | 1:36.046 | 55 | 11.494 | 1:35.949 | 55 | 12.599 | 1:36.615 |
| 2 | 12.046 | 1:36.395 | 2 | 13.018 | 1:36.105 | 2 | 12.935 | 1:35.337 | 2 | 13.366 | 1:36.260 | 2 | 13.761 | 1:35.905 |
| 3 | 13.351 | 1:36.889 | 3 | 15.369 | 1:37.151 | 3 | 17.143 | 1:37.194 | 3 | 18.499 | 1:37.185 | 3 | 20.344 | 1:37.355 |
| 50 | 14.821 | 1:36.585 | 36 | 16.829 | 1:36.597 | 50 | 19.694 | 1:38.155 | 50 | 20.898 | 1:37.033 | 50 | 22.520 | 1:37.132 |
| 36 | 15.365 | 1:36.581 | 50 | 16.959 | 1:37.271 | 14 | 21.874 | 1:36.995 | 29 | 23.637 | 1:36.705 | 29 | 24.894 | 1:36.767 |
| 14 | 18.180 | 1:37.506 | 14 | 20.299 | 1:37.252 | 29 | 22.761 | 1:37.266 | 41 | 30.105 | 1:38.094 | 41 | 32.240 | 1:37.645 |
| 29 | 18.412 | 1:38.018 | 29 | 20.915 | 1:37.636 | 41 | 27.840 | 1:39.088 | 14 | 31.813 | 1:45.768 | 14 | 33.197 | 1:36.894 |
| 41 | 21.912 | 1:37.835 | 41 | 24.172 | 1:37.393 | 60 | 38.723 | 1:38.141 | 60 | 40.993 | 1:38.099 | 60 | 43.069 | 1:37.586 |
| 60 | 33.660 | 1:38.460 | 60 | 36.002 | 1:37.475 | 23 | 49.304 | 1:40.996 | 23 | 53.281 | 1:39.806 | 23 | 57.772 | 1:40.001 |
| 23 | 39.252 | 1:39.645 | 23 | 43.728 | 1:39.609 | 68 | 1:12.318 | 1:43.134 | 68 | 1:19.594 | 1:43.105 | 68 | 1:26.928 | 1:42.844 |
| 68 | 56.750 | 1:43.764 | 68 | 1:04.604 | 1:42.987 | | | | | | | | | |

BARC Westfield Sportscar Championship
RACE 13 - LAP CHART

| Lap 11 | | | Lap 12 | | | Lap 13 | | |
|--------|----------|----------|--------|----------|----------|--------|----------|----------|
| No | Behind | Laptime | No | Behind | Laptime | No | Behind | Laptime |
| 1 | | 1:35.200 | 1 | | 1:35.625 | 1 | | 1:35.747 |
| 24 | 7.042 | 1:35.566 | 24 | 7.467 | 1:36.050 | 68 | 1 LAP | 1:42.619 |
| 70 | 11.787 | 1:36.680 | 71 | 12.146 | 1:35.886 | 24 | 8.051 | 1:36.331 |
| 71 | 11.885 | 1:36.709 | 70 | 12.623 | 1:36.461 | 71 | 12.571 | 1:36.172 |
| 55 | 14.119 | 1:36.720 | 55 | 15.704 | 1:37.210 | 70 | 13.108 | 1:36.232 |
| 2 | 14.796 | 1:36.235 | 2 | 16.253 | 1:37.082 | 55 | 17.295 | 1:37.338 |
| 3 | 22.625 | 1:37.481 | 3 | 24.377 | 1:37.377 | 2 | 18.030 | 1:37.524 |
| 50 | 24.192 | 1:36.872 | 50 | 25.232 | 1:36.665 | 50 | 27.207 | 1:37.722 |
| 8 | 26.046 | 1:52.747 | 29 | 28.578 | 1:37.154 | 29 | 33.580 | 1:40.749 |
| 29 | 27.049 | 1:37.355 | 41 | 37.588 | 1:38.557 | 3 | 34.774 | 1:46.144 |
| 41 | 34.656 | 1:37.616 | 14 | 38.457 | 1:38.704 | 41 | 53.034 | 1:51.193 |
| 14 | 35.378 | 1:37.381 | 60 | 47.439 | 1:37.867 | 60 | 1:09.119 | 1:57.427 |
| 60 | 45.197 | 1:37.328 | 8 | 52.978 | 2:02.557 | 23 | 1:10.265 | 1:39.739 |
| 23 | 1:02.299 | 1:39.727 | 23 | 1:06.273 | 1:39.599 | | | |
| 68 | 1:34.716 | 1:42.988 | | | | | | |

Mini Challenge

QUALIFYING - RACE 10 & 14 - CLASSIFICATION

| POS | NO | CL | NAME | ENTRY | TIME | ON | LAPS | GAP | DIFF | MPH |
|-----|----|----|-------------------|---------------|----------|----|------|--------|-------|-------|
| 1 | 6 | S | Jake PACKUN | Mini Cooper S | 1:40.649 | 9 | 9 | | | 76.00 |
| 2 | 69 | S | Ant SCRAGG | Mini Cooper S | 1:40.804 | 10 | 10 | 0.155 | 0.155 | 75.89 |
| 3 | 7 | S | Arthur FORSTER | Mini Cooper S | 1:42.947 | 3 | 8 | 2.298 | 2.143 | 74.31 |
| 4 | 2 | S | Gary KOUNNIS | Mini Cooper S | 1:44.115 | 4 | 12 | 3.466 | 1.168 | 73.47 |
| 5 | 30 | S | Martin DEPPEP | Mini Cooper S | 1:44.370 | 4 | 9 | 3.721 | 0.255 | 73.29 |
| 6 | 12 | S | Jack STANFORD | Mini Cooper S | 1:44.623 | 7 | 8 | 3.974 | 0.253 | 73.12 |
| 7 | 5 | S | Stewart LINES | Mini Cooper S | 1:45.284 | 3 | 10 | 4.635 | 0.661 | 72.66 |
| 8 | 66 | S | Steven LIQUORISH | Mini Cooper S | 1:45.436 | 4 | 11 | 4.787 | 0.152 | 72.55 |
| 9 | 99 | S | Andy BEEVER | Mini Cooper S | 1:45.738 | 4 | 9 | 5.089 | 0.302 | 72.34 |
| 10 | 9 | S | James WILLIAMS | Mini Cooper S | 1:45.746 | 7 | 9 | 5.097 | 0.008 | 72.34 |
| 11 | 23 | S | Chris PANAYIOTOU | Mini Cooper S | 1:46.354 | 1 | 9 | 5.705 | 0.608 | 71.93 |
| 12 | 76 | CL | Tim CRIGHTON | Mini Cooper | 1:47.950 | 10 | 11 | 7.301 | 1.596 | 70.86 |
| 13 | 20 | CL | Graham PARSONS | Mini Cooper | 1:48.753 | 10 | 10 | 8.104 | 0.803 | 70.34 |
| 14 | 15 | CL | Kristian WAITE | Mini Cooper | 1:49.579 | 7 | 7 | 8.930 | 0.826 | 69.81 |
| 15 | 31 | CL | Keith ISSATT | Mini Cooper | 1:50.421 | 3 | 11 | 9.772 | 0.842 | 69.28 |
| 16 | 35 | CL | Josh WADDINGTON | Mini Cooper | 1:50.682 | 10 | 10 | 10.033 | 0.261 | 69.11 |
| 17 | 4 | CL | Anthony WILLIAMS | Mini Cooper | 1:50.875 | 3 | 6 | 10.226 | 0.193 | 68.99 |
| 18 | 42 | CL | Dawn BOYD | Mini Cooper | 1:50.882 | 10 | 10 | 10.233 | 0.007 | 68.99 |
| 19 | 79 | CL | Aston BLAKE | Mini Cooper | 1:51.085 | 10 | 11 | 10.436 | 0.203 | 68.86 |
| 20 | 19 | CL | Sarah PARSONS | Mini Cooper | 1:51.479 | 9 | 9 | 10.830 | 0.394 | 68.62 |
| 21 | 93 | CL | Joel WROE-JOHNSON | Mini Cooper | 1:52.471 | 9 | 9 | 11.822 | 0.992 | 68.01 |
| 22 | 10 | CL | Michelle NIXON | Mini Cooper | 1:55.669 | 7 | 8 | 15.020 | 3.198 | 66.13 |
| 23 | 18 | CL | Nina-jo ATKINSON | Mini Cooper | 1:58.099 | 7 | 8 | 17.450 | 2.430 | 64.77 |

Weather / Track : Cloudy / Dry

These results are provisional until the conclusion of any judicial and technical matters.

Croft
Circuit Length = 2.1250 miles
Start: 14:16 End: 14:39

Clerk of Course :

Timekeeper :

Mini Challenge

QUALIFYING - RACE 10 & 14 - LAP ANALYSIS

| | | | | | | | |
|-----------|-------------------------|------------|---------------------|------|-----------------|------------|---------------------|
| 2 | Gary KOUNNIS | | Mini Cooper S | | | | |
| 1 - | 1:50.322 | + 6.207 | 14:19:09.649 | 7 - | 1:45.453 | + 1.338 | 14:29:41.366 |
| 2 - | 1:45.953 | + 1.838 | 14:20:55.602 | 8 - | 1:44.912 | + 0.797 | 14:31:26.278 |
| 3 - | 1:44.495 | + 0.380 | 14:22:40.097 | 9 - | 1:44.795 | + 0.680 | 14:33:11.073 |
| 4 - | 1:44.115 | | 14:24:24.212 | 10 - | 1:44.886 | + 0.771 | 14:34:55.959 |
| 5 - | 1:46.838 | + 2.723 | 14:26:11.050 | 11 - | 1:44.149 | + 0.034 | 14:36:40.108 |
| 6 - | 1:44.863 | + 0.748 | 14:27:55.913 | 12 - | 1:49.860 P | + 5.745 | 14:38:29.968 |
| 4 | Anthony WILLIAMS | | Mini Cooper | | | | |
| 1 - | 1:55.315 | + 4.440 | 14:23:00.277 | 4 - | 1:51.262 | + 0.387 | 14:28:33.995 |
| 2 - | 1:51.581 | + 0.706 | 14:24:51.858 | 5 - | 1:51.177 | + 0.302 | 14:30:25.172 |
| 3 - | 1:50.875 | | 14:26:42.733 | 6 - | 1:57.604 P | + 6.729 | 14:32:22.776 |
| 5 | Stewart LINES | | Mini Cooper S | | | | |
| 1 - | 1:50.044 | + 4.760 | 14:19:06.795 | 6 - | 1:46.089 | + 0.805 | 14:29:08.162 |
| 2 - | 1:45.445 | + 0.161 | 14:20:52.240 | 7 - | 1:45.644 | + 0.360 | 14:30:53.806 |
| 3 - | 1:45.284 | | 14:22:37.524 | 8 - | 1:46.695 | + 1.411 | 14:32:40.501 |
| 4 - | 1:42.600 P | + -2.684 | 14:24:20.124 | 9 - | 1:53.158 | + 7.874 | 14:34:33.659 |
| 5 - | 3:01.949 | + 1:16.665 | 14:27:22.073 | 10 - | 1:43.507 P | + -1.777 | 14:36:17.166 |
| 6 | Jake PACKUN | | Mini Cooper S | | | | |
| 1 - | 1:53.675 | + 13.026 | 14:20:09.896 | 6 - | 1:44.989 | + 4.340 | 14:28:53.643 |
| 2 - | 1:45.013 | + 4.364 | 14:21:54.909 | 7 - | 1:46.583 P | + 5.934 | 14:30:40.226 |
| 3 - | 1:44.288 | + 3.639 | 14:23:39.197 | 8 - | 5:28.950 | + 3:48.301 | 14:36:09.176 |
| 4 - | 1:44.401 | + 3.752 | 14:25:23.598 | 9 - | 1:40.649 | | 14:37:49.825 |
| 5 - | 1:45.056 | + 4.407 | 14:27:08.654 | | | | |
| 7 | Arthur FORSTER | | Mini Cooper S | | | | |
| 1 - | 1:50.923 P | + 7.976 | 14:20:20.555 | 5 - | 1:42.701 P | + -0.246 | 14:28:36.406 |
| 2 - | 3:06.494 | + 1:23.547 | 14:23:27.049 | 6 - | 2:46.186 | + 1:03.239 | 14:31:22.592 |
| 3 - | 1:42.947 | | 14:25:09.996 | 7 - | 1:45.001 | + 2.054 | 14:33:07.593 |
| 4 - | 1:43.709 | + 0.762 | 14:26:53.705 | 8 - | 1:41.921 P | + -1.026 | 14:34:49.514 |
| 9 | James WILLIAMS | | Mini Cooper S | | | | |
| 1 - | 2:09.793 | + 24.047 | 14:19:45.445 | 6 - | 1:47.110 | + 1.364 | 14:32:02.720 |
| 2 - | 2:01.110 | + 15.364 | 14:21:46.555 | 7 - | 1:45.746 | | 14:33:48.466 |
| 3 - | 2:02.598 | + 16.852 | 14:23:49.153 | 8 - | 1:47.103 | + 1.357 | 14:35:35.569 |
| 4 - | 1:56.844 P | + 11.098 | 14:25:45.997 | 9 - | 1:42.279 P | + -3.467 | 14:37:17.848 |
| 5 - | 4:29.613 | + 2:43.867 | 14:30:15.610 | | | | |
| 10 | Michelle NIXON | | Mini Cooper | | | | |
| 1 - | 2:06.881 | + 11.212 | 14:19:35.017 | 5 - | 1:56.546 | + 0.877 | 14:27:28.540 |
| 2 - | 2:02.692 | + 7.023 | 14:21:37.709 | 6 - | 2:01.895 | + 6.226 | 14:29:30.435 |
| 3 - | 1:58.152 | + 2.483 | 14:23:35.861 | 7 - | 1:55.669 | | 14:31:26.104 |
| 4 - | 1:56.133 | + 0.464 | 14:25:31.994 | 8 - | 2:33.226 P | + 37.557 | 14:33:59.330 |
| 12 | Jack STANFORD | | Mini Cooper S | | | | |
| 1 - | 1:45.559 | + 0.936 | 14:20:51.315 | 5 - | 1:45.022 | + 0.399 | 14:30:18.983 |
| 2 - | 4:12.099 | + 2:27.476 | 14:25:03.414 | 6 - | 1:45.376 | + 0.753 | 14:32:04.359 |
| 3 - | 1:45.504 | + 0.881 | 14:26:48.918 | 7 - | 1:44.623 | | 14:33:48.982 |
| 4 - | 1:45.043 | + 0.420 | 14:28:33.961 | 8 - | 1:41.204 P | + -3.419 | 14:35:30.186 |
| 15 | Kristian WAITE | | Mini Cooper | | | | |
| 1 - | 2:10.812 | + 21.233 | 14:21:05.963 | 5 - | 2:06.298 P | + 16.719 | 14:28:48.069 |
| 2 - | 1:53.817 | + 4.238 | 14:22:59.780 | 6 - | 7:02.329 | + 5:12.750 | 14:35:50.398 |
| 3 - | 1:51.364 | + 1.785 | 14:24:51.144 | 7 - | 1:49.579 | | 14:37:39.977 |
| 4 - | 1:50.627 | + 1.048 | 14:26:41.771 | | | | |
| 18 | Nina-jo ATKINSON | | Mini Cooper | | | | |
| 1 - | 2:21.941 | + 23.842 | 14:19:51.887 | 5 - | 5:47.782 | + 3:49.683 | 14:32:10.301 |
| 2 - | 2:15.152 | + 17.053 | 14:22:07.039 | 6 - | 2:01.330 | + 3.231 | 14:34:11.631 |
| 3 - | 2:08.797 | + 10.698 | 14:24:15.836 | 7 - | 1:58.099 | | 14:36:09.730 |
| 4 - | 2:06.683 P | + 8.584 | 14:26:22.519 | 8 - | 2:02.497 | + 4.398 | 14:38:12.227 |

Croft
 Circuit Length = 2.1250 miles
 Start: 14:16 End: 14:39

Weather / Track : Cloudy / Dry

Mini Challenge

QUALIFYING - RACE 10 & 14 - LAP ANALYSIS

| | | | | | | | |
|-----------|-------------------------|------------|---------------------|------|-----------------|------------|---------------------|
| 19 | Sarah PARSONS | | Mini Cooper | | | | |
| 1 - | 1:59.783 | + 8.304 | 14:22:24.043 | 6 - | 1:52.583 | + 1.104 | 14:31:55.959 |
| 2 - | 1:55.864 | + 4.385 | 14:24:19.907 | 7 - | 1:52.385 | + 0.906 | 14:33:48.344 |
| 3 - | 1:54.992 | + 3.513 | 14:26:14.899 | 8 - | 1:52.692 | + 1.213 | 14:35:41.036 |
| 4 - | 1:54.414 | + 2.935 | 14:28:09.313 | 9 - | 1:51.479 | | 14:37:32.515 |
| 5 - | 1:54.063 | + 2.584 | 14:30:03.376 | | | | |
| 20 | Graham PARSONS | | Mini Cooper | | | | |
| 1 - | 2:09.768 | + 21.015 | 14:21:13.401 | 6 - | 1:50.375 | + 1.622 | 14:30:30.155 |
| 2 - | 1:52.326 | + 3.573 | 14:23:05.727 | 7 - | 1:51.304 | + 2.551 | 14:32:21.459 |
| 3 - | 1:50.971 | + 2.218 | 14:24:56.698 | 8 - | 1:49.863 | + 1.110 | 14:34:11.322 |
| 4 - | 1:52.097 | + 3.344 | 14:26:48.795 | 9 - | 1:51.359 | + 2.606 | 14:36:02.681 |
| 5 - | 1:50.985 | + 2.232 | 14:28:39.780 | 10 - | 1:48.753 | | 14:37:51.434 |
| 23 | Chris PANAYIOTOU | | Mini Cooper S | | | | |
| 1 - | 1:46.354 | | 14:22:52.796 | 6 - | 1:46.671 | + 0.317 | 14:31:48.147 |
| 2 - | 1:46.897 | + 0.543 | 14:24:39.693 | 7 - | 1:46.390 | + 0.036 | 14:33:34.537 |
| 3 - | 1:48.132 | + 1.778 | 14:26:27.825 | 8 - | 1:46.711 | + 0.357 | 14:35:21.248 |
| 4 - | 1:47.188 | + 0.834 | 14:28:15.013 | 9 - | 2:06.791 P | + 20.437 | 14:37:28.039 |
| 5 - | 1:46.463 | + 0.109 | 14:30:01.476 | | | | |
| 30 | Martin DEPPER | | Mini Cooper S | | | | |
| 1 - | 1:56.026 | + 11.656 | 14:20:10.667 | 6 - | 1:49.847 | + 5.477 | 14:29:57.138 |
| 2 - | 1:48.393 P | + 4.023 | 14:21:59.060 | 7 - | 1:44.977 | + 0.607 | 14:31:42.115 |
| 3 - | 2:38.791 | + 54.421 | 14:24:37.851 | 8 - | 1:43.599 P | + -0.771 | 14:33:25.714 |
| 4 - | 1:44.370 | | 14:26:22.221 | 9 - | 5:05.454 P | + 3:21.084 | 14:38:31.168 |
| 5 - | 1:45.070 | + 0.700 | 14:28:07.291 | | | | |
| 31 | Keith ISSATT | | Mini Cooper | | | | |
| 1 - | 2:04.955 | + 14.534 | 14:19:29.606 | 7 - | 1:50.947 | + 0.526 | 14:30:48.324 |
| 2 - | 1:51.911 | + 1.490 | 14:21:21.517 | 8 - | 2:09.233 | + 18.812 | 14:32:57.557 |
| 3 - | 1:50.421 | | 14:23:11.938 | 9 - | 1:50.485 | + 0.064 | 14:34:48.042 |
| 4 - | 1:50.522 | + 0.101 | 14:25:02.460 | 10 - | 1:50.614 | + 0.193 | 14:36:38.656 |
| 5 - | 2:04.074 | + 13.653 | 14:27:06.534 | 11 - | 1:57.505 P | + 7.084 | 14:38:36.161 |
| 6 - | 1:50.843 | + 0.422 | 14:28:57.377 | | | | |
| 35 | Josh WADDINGTON | | Mini Cooper | | | | |
| 1 - | 2:05.467 P | + 14.785 | 14:19:20.992 | 6 - | 1:52.029 | + 1.347 | 14:30:39.093 |
| 2 - | 3:46.466 | + 1:55.784 | 14:23:07.458 | 7 - | 1:54.259 | + 3.577 | 14:32:33.352 |
| 3 - | 1:53.557 | + 2.875 | 14:25:01.015 | 8 - | 1:52.405 | + 1.723 | 14:34:25.757 |
| 4 - | 1:52.954 | + 2.272 | 14:26:53.969 | 9 - | 1:50.739 | + 0.057 | 14:36:16.496 |
| 5 - | 1:53.095 | + 2.413 | 14:28:47.064 | 10 - | 1:50.682 | | 14:38:07.178 |
| 42 | Dawn BOYD | | Mini Cooper | | | | |
| 1 - | 2:06.561 | + 15.679 | 14:20:49.808 | 6 - | 1:54.092 | + 3.210 | 14:30:19.699 |
| 2 - | 1:54.815 | + 3.933 | 14:22:44.623 | 7 - | 1:52.039 | + 1.157 | 14:32:11.738 |
| 3 - | 1:53.742 | + 2.860 | 14:24:38.365 | 8 - | 1:53.788 | + 2.906 | 14:34:05.526 |
| 4 - | 1:54.024 | + 3.142 | 14:26:32.389 | 9 - | 1:52.614 | + 1.732 | 14:35:58.140 |
| 5 - | 1:53.218 | + 2.336 | 14:28:25.607 | 10 - | 1:50.882 | | 14:37:49.022 |
| 66 | Steven LIQUORISH | | Mini Cooper S | | | | |
| 1 - | 1:50.224 | + 4.788 | 14:19:11.710 | 7 - | 1:46.049 | + 0.613 | 14:29:47.637 |
| 2 - | 1:47.010 | + 1.574 | 14:20:58.720 | 8 - | 1:46.490 | + 1.054 | 14:31:34.127 |
| 3 - | 1:45.565 | + 0.129 | 14:22:44.285 | 9 - | 1:46.211 | + 0.775 | 14:33:20.338 |
| 4 - | 1:45.436 | | 14:24:29.721 | 10 - | 1:45.895 | + 0.459 | 14:35:06.233 |
| 5 - | 1:45.793 | + 0.357 | 14:26:15.514 | 11 - | 1:42.351 P | + -3.085 | 14:36:48.584 |
| 6 - | 1:46.074 | + 0.638 | 14:28:01.588 | | | | |
| 69 | Ant SCRAGG | | Mini Cooper S | | | | |
| 1 - | 1:50.912 | + 10.108 | 14:20:12.725 | 6 - | 1:46.534 | + 5.730 | 14:29:13.254 |
| 2 - | 1:51.627 | + 10.823 | 14:22:04.352 | 7 - | 1:46.612 P | + 5.808 | 14:30:59.866 |
| 3 - | 1:46.604 | + 5.800 | 14:23:50.956 | 8 - | 4:07.908 | + 2:27.104 | 14:35:07.774 |
| 4 - | 1:48.875 | + 8.071 | 14:25:39.831 | 9 - | 1:44.585 | + 3.781 | 14:36:52.359 |

Croft
 Circuit Length = 2.1250 miles
 Start: 14:16 End: 14:39

Weather / Track : Cloudy / Dry


Mini Challenge

QUALIFYING - RACE 10 & 14 - LAP ANALYSIS

| | | | | | | | |
|-----------|--------------------------|------------|---------------------|---------------|-----------------|------------|---------------------|
| 5 - | 1:46.889 | + 6.085 | 14:27:26.720 | 10 - | 1:40.804 | | 14:38:33.163 |
| 76 | Tim CRIGHTON | | | Mini Cooper | | | |
| 1 - | 2:02.727 | + 14.777 | 14:19:25.413 | 7 - | 1:53.444 | + 5.494 | 14:31:05.723 |
| 2 - | 1:59.046 | + 11.096 | 14:21:24.459 | 8 - | 1:51.006 | + 3.056 | 14:32:56.729 |
| 3 - | 2:03.176 | + 15.226 | 14:23:27.635 | 9 - | 1:49.500 | + 1.550 | 14:34:46.229 |
| 4 - | 1:55.713 | + 7.763 | 14:25:23.348 | 10 - | 1:47.950 | | 14:36:34.179 |
| 5 - | 1:55.277 | + 7.327 | 14:27:18.625 | 11 - | 1:48.090 | + 0.140 | 14:38:22.269 |
| 6 - | 1:53.654 | + 5.704 | 14:29:12.279 | | | | |
| 79 | Aston BLAKE | | | Mini Cooper | | | |
| 1 - | 1:55.716 | + 4.631 | 14:19:06.295 | 7 - | 1:52.582 | + 1.497 | 14:30:23.408 |
| 2 - | 1:54.521 | + 3.436 | 14:21:00.816 | 8 - | 1:51.778 | + 0.693 | 14:32:15.186 |
| 3 - | 1:53.308 | + 2.223 | 14:22:54.124 | 9 - | 1:51.384 | + 0.299 | 14:34:06.570 |
| 4 - | 1:52.573 | + 1.488 | 14:24:46.697 | 10 - | 1:51.085 | | 14:35:57.655 |
| 5 - | 1:52.103 | + 1.018 | 14:26:38.800 | 11 - | 1:52.666 | + 1.581 | 14:37:50.321 |
| 6 - | 1:52.026 | + 0.941 | 14:28:30.826 | | | | |
| 93 | Joel WROE-JOHNSON | | | Mini Cooper | | | |
| 1 - | 2:13.584 | + 21.113 | 14:19:47.033 | 6 - | 2:14.479 | + 22.008 | 14:32:34.645 |
| 2 - | 2:27.601 | + 35.130 | 14:22:14.634 | 7 - | 1:55.243 | + 2.772 | 14:34:29.888 |
| 3 - | 2:01.493 | + 9.022 | 14:24:16.127 | 8 - | 1:54.558 | + 2.087 | 14:36:24.446 |
| 4 - | 3:02.405 P | + 1:09.934 | 14:27:18.532 | 9 - | 1:52.471 | | 14:38:16.917 |
| 5 - | 3:01.634 | + 1:09.163 | 14:30:20.166 | | | | |
| 99 | Andy BEEVER | | | Mini Cooper S | | | |
| 1 - | 1:48.745 | + 3.007 | 14:18:57.876 | 6 - | 1:47.225 | + 1.487 | 14:27:52.400 |
| 2 - | 1:47.397 | + 1.659 | 14:20:45.273 | 7 - | 1:44.473 P | + -1.265 | 14:29:36.873 |
| 3 - | 1:45.878 | + 0.140 | 14:22:31.151 | 8 - | 6:45.724 | + 4:59.986 | 14:36:22.597 |
| 4 - | 1:45.738 | | 14:24:16.889 | 9 - | 1:52.372 | + 6.634 | 14:38:14.969 |
| 5 - | 1:48.286 | + 2.548 | 14:26:05.175 | | | | |

Mini Challenge

RACE 10 - GRID

| | | |
|--|----------------------------------|---------------------------------|
| ROW 12 | 1:58.099 18 Nina-jo ATKINSON | |
| ROW 11 | 1:52.471 93 Joel WROE-JOHNSON | 1:55.669 10 Michelle NIXON |
| ROW 10 | 1:51.085 79 Aston BLAKE | 1:51.479 19 Sarah PARSONS |
| ROW 9 | 1:50.875 4 Anthony WILLIAMS | 1:50.882 42 Dawn BOYD |
| ROW 8 | 1:50.421 31 Keith ISSATT | 1:50.682 35 Josh WADDINGTON |
| ROW 7 | 1:48.753 20 Graham PARSONS | 1:49.579 15 Kristian WAITE |
| ROW 6 | 1:46.354 23 Chris PANAYIOTOU | 1:47.950 76 Tim CRIGHTON |
| ROW 5 | 1:45.738 99 Andy BEEVER | 1:45.746 9 James WILLIAMS |
| ROW 4 | 1:45.284 5 Stewart LINES | 1:45.436 66 Steven LIQUORISH |
| ROW 3 | 1:44.370 30 Martin DEPPER | 1:44.623 12 Jack STANFORD |
| ROW 2 | 1:42.947 7 Arthur FORSTER | 1:44.115 2 Gary KOUNNIS |
| ROW 1 | 1:40.649 6 Jake PACKUN | 1:40.804 69 Ant SCRAGG |
| Pole | | |
|  | | |

Croft
Circuit Length = 2.1250 miles

These results are provisional until the conclusion of any judicial and technical matters.

| | |
|-------------------|--------------|
| Clerk of Course : | Timekeeper : |
|-------------------|--------------|

Mini Challenge

RACE 10 - CLASSIFICATION

| POS | NO | CL | NAME | ENTRY | LAPS | TIME | GAP | DIFF | MPH | BEST | ON |
|-----|----|----|-------------------|---------------|------|-----------|--------|-------|-------|----------|----|
| 1 | 6 | S | Jake PACKUN | Mini Cooper S | 7 | 14:31.799 | | | 61.42 | 1:37.129 | 4 |
| 2 | 12 | S | Jack STANFORD | Mini Cooper S | 7 | 14:32.840 | 1.041 | 1.041 | 61.35 | 1:37.502 | 2 |
| 3 | 30 | S | Martin DEPPE | Mini Cooper S | 7 | 14:33.703 | 1.904 | 0.863 | 61.29 | 1:37.308 | 3 |
| 4 | 99 | S | Andy BEEVER | Mini Cooper S | 7 | 14:35.970 | 4.171 | 2.267 | 61.13 | 1:37.574 | 4 |
| 5 | 69 | S | Ant SCRAGG | Mini Cooper S | 7 | 14:37.836 | 6.037 | 1.866 | 61.00 | 1:38.061 | 3 |
| 6 | 5 | S | Stewart LINES | Mini Cooper S | 7 | 14:38.675 | 6.876 | 0.839 | 60.94 | 1:38.251 | 2 |
| 7 | 66 | S | Steven LIQUORISH | Mini Cooper S | 7 | 14:39.426 | 7.627 | 0.751 | 60.89 | 1:38.115 | 2 |
| 8 | 9 | S | James WILLIAMS | Mini Cooper S | 7 | 14:40.770 | 8.971 | 1.344 | 60.79 | 1:38.940 | 2 |
| 9 | 31 | CL | Keith ISSATT | Mini Cooper | 7 | 14:45.465 | 13.666 | 4.695 | 60.47 | 1:46.002 | 4 |
| 10 | 20 | CL | Graham PARSONS | Mini Cooper | 7 | 14:46.174 | 14.375 | 0.709 | 60.42 | 1:46.426 | 4 |
| 11 | 35 | CL | Josh WADDINGTON | Mini Cooper | 7 | 14:47.066 | 15.267 | 0.892 | 60.36 | 1:46.805 | 2 |
| 12 | 19 | CL | Sarah PARSONS | Mini Cooper | 7 | 14:47.830 | 16.031 | 0.764 | 60.31 | 1:46.901 | 4 |
| 13 | 76 | CL | Tim CRIGHTON | Mini Cooper | 7 | 14:47.900 | 16.101 | 0.070 | 60.31 | 1:46.155 | 2 |
| 14 | 15 | CL | Kristian WAITE | Mini Cooper | 7 | 14:49.119 | 17.320 | 1.219 | 60.22 | 1:46.610 | 4 |
| 15 | 4 | CL | Anthony WILLIAMS | Mini Cooper | 7 | 14:50.177 | 18.378 | 1.058 | 60.15 | 1:47.079 | 4 |
| 16 | 42 | CL | Dawn BOYD | Mini Cooper | 7 | 14:51.005 | 19.206 | 0.828 | 60.10 | 1:47.414 | 4 |
| 17 | 23 | S | Chris PANAYIOTOU | Mini Cooper S | 7 | 14:51.565 | 19.766 | 0.560 | 60.06 | 1:39.911 | 4 |
| 18 | 93 | CL | Joel WROE-JOHNSON | Mini Cooper | 7 | 14:51.903 | 20.104 | 0.338 | 60.04 | 1:46.441 | 3 |
| 19 | 10 | CL | Michelle NIXON | Mini Cooper | 7 | 14:52.582 | 20.783 | 0.679 | 59.99 | 1:46.988 | 3 |
| 20 | 18 | CL | Nina-jo ATKINSON | Mini Cooper | 7 | 14:53.603 | 21.804 | 1.021 | 59.92 | 1:51.603 | 3 |

NOT CLASSIFIED

| | | | | | | | | | | | |
|-----|----|----|----------------|---------------|---|----------|--------|--------|-------|----------|---|
| DNF | 79 | CL | Aston BLAKE | Mini Cooper | 5 | 9:24.504 | 2 laps | 2 laps | 67.75 | 1:46.852 | 3 |
| DNF | 7 | S | Arthur FORSTER | Mini Cooper S | 4 | 6:37.487 | 3 laps | 1 lap | 76.98 | 1:37.596 | 3 |
| DNF | 2 | S | Gary KOUNNIS | Mini Cooper S | 4 | 6:37.896 | 3 laps | 0.409 | 76.90 | 1:37.587 | 3 |

FASTEST LAP

| | | | | | | | |
|----|----|--------------|---------------|---|----------|-----------|------------|
| 6 | S | Jake PACKUN | Mini Cooper S | 4 | 1:37.129 | 78.76 mph | 126.75 kph |
| 31 | CL | Keith ISSATT | Mini Cooper | 4 | 1:46.002 | 72.16 mph | 116.14 kph |

Weather / Track : Cloudy / Dry

These results are provisional until the conclusion of any judicial and technical matters.

Croft
Circuit Length = 2.1250 miles
Start: 14:10 End: 14:26

Clerk of Course :

Timekeeper :

Mini Challenge

RACE 10 - LAP CHART

| Lap 1 | | | Lap 2 | | | Lap 3 | | | Lap 4 | | | Lap 5 | | |
|-------|--------|----------|-------|--------|----------|-------|--------|----------|-------|----------|----------|-------|----------|----------|
| No | Behind | Laptime | No | Behind | Laptime | No | Behind | Laptime | No | Behind | Laptime | No | Behind | Laptime |
| 6 | | 1:43.067 | 6 | | 1:37.142 | 6 | | 1:37.429 | 6 | | 1:37.129 | 6 | | 1:39.303 |
| 7 | 0.778 | 1:43.845 | 7 | 1.495 | 1:37.859 | 7 | 1.662 | 1:37.596 | 7 | 2.720 | 1:38.187 | 12 | 3.195 | 1:38.579 |
| 2 | 1.243 | 1:44.310 | 2 | 1.995 | 1:37.894 | 2 | 2.153 | 1:37.587 | 2 | 3.129 | 1:38.105 | 30 | 5.176 | 1:40.999 |
| 12 | 1.898 | 1:44.965 | 12 | 2.258 | 1:37.502 | 30 | 2.667 | 1:37.308 | 30 | 3.480 | 1:37.942 | 99 | 5.619 | 1:39.602 |
| 30 | 2.505 | 1:45.572 | 30 | 2.788 | 1:37.425 | 12 | 3.184 | 1:38.355 | 12 | 3.919 | 1:37.864 | 69 | 6.099 | 1:38.443 |
| 99 | 3.348 | 1:46.415 | 99 | 4.583 | 1:38.377 | 99 | 4.875 | 1:37.721 | 99 | 5.320 | 1:37.574 | 5 | 8.163 | 1:39.338 |
| 69 | 3.970 | 1:47.037 | 69 | 5.090 | 1:38.262 | 69 | 5.722 | 1:38.061 | 69 | 6.959 | 1:38.366 | 66 | 8.574 | 1:39.269 |
| 5 | 4.503 | 1:47.570 | 5 | 5.612 | 1:38.251 | 5 | 6.734 | 1:38.551 | 5 | 8.128 | 1:38.523 | 9 | 14.655 | 1:40.463 |
| 66 | 4.986 | 1:48.053 | 66 | 5.959 | 1:38.115 | 66 | 7.117 | 1:38.587 | 66 | 8.608 | 1:38.620 | 23 | 30.386 | 1:40.047 |
| 9 | 5.876 | 1:48.943 | 9 | 7.674 | 1:38.940 | 9 | 9.865 | 1:39.620 | 9 | 13.495 | 1:40.759 | 31 | 46.083 | 1:47.028 |
| 76 | 10.896 | 1:53.963 | 76 | 19.909 | 1:46.155 | 23 | 26.860 | 1:42.013 | 23 | 29.642 | 1:39.911 | 76 | 47.344 | 1:47.807 |
| 31 | 11.438 | 1:54.505 | 31 | 20.558 | 1:46.262 | 76 | 29.047 | 1:46.567 | 31 | 38.358 | 1:46.002 | 20 | 48.110 | 1:47.868 |
| 20 | 11.895 | 1:54.962 | 20 | 21.192 | 1:46.439 | 31 | 29.485 | 1:46.356 | 76 | 38.840 | 1:46.922 | 35 | 51.987 | 1:47.546 |
| 35 | 14.625 | 1:57.692 | 23 | 22.276 | 1:42.457 | 20 | 30.248 | 1:46.485 | 20 | 39.545 | 1:46.426 | 19 | 53.226 | 1:47.418 |
| 19 | 15.117 | 1:58.184 | 35 | 24.288 | 1:46.805 | 35 | 33.858 | 1:46.999 | 35 | 43.744 | 1:47.015 | 15 | 54.012 | 1:47.863 |
| 15 | 15.445 | 1:58.512 | 19 | 25.321 | 1:47.346 | 19 | 35.339 | 1:47.447 | 19 | 45.111 | 1:46.901 | 4 | 54.706 | 1:47.555 |
| 4 | 15.850 | 1:58.917 | 15 | 25.819 | 1:47.516 | 15 | 35.971 | 1:47.581 | 15 | 45.452 | 1:46.610 | 42 | 59.841 | 1:47.664 |
| 42 | 16.791 | 1:59.858 | 4 | 26.387 | 1:47.679 | 4 | 36.504 | 1:47.546 | 4 | 46.454 | 1:47.079 | 93 | 1:00.432 | 1:47.053 |
| 79 | 16.960 | 2:00.027 | 79 | 27.672 | 1:47.854 | 79 | 37.095 | 1:46.852 | 42 | 51.480 | 1:47.414 | 10 | 1:00.474 | 1:47.750 |
| 23 | 16.961 | 2:00.028 | 10 | 29.667 | 1:48.408 | 10 | 39.226 | 1:46.988 | 10 | 52.027 | 1:49.930 | 79 | 1:10.434 | 1:55.675 |
| 93 | 17.905 | 2:00.972 | 93 | 30.604 | 1:49.841 | 93 | 39.616 | 1:46.441 | 93 | 52.682 | 1:50.195 | 18 | 1:26.867 | 2:01.621 |
| 10 | 18.401 | 2:01.468 | 42 | 31.074 | 1:51.425 | 42 | 41.195 | 1:47.550 | 79 | 54.062 | 1:54.096 | | | |
| 18 | 21.236 | 2:04.303 | 18 | 35.857 | 1:51.763 | 18 | 50.031 | 1:51.603 | 18 | 1:04.549 | 1:51.647 | | | |


Mini Challenge

RACE 10 - LAP CHART

| Lap 6 | | | Lap 7 | | |
|-------|--------|----------|-------|--------|----------|
| No | Behind | Laptime | No | Behind | Laptime |
| 6 | | 2:56.407 | 6 | | 3:21.322 |
| 12 | 0.958 | 2:54.170 | 12 | 1.041 | 3:21.405 |
| 30 | 1.594 | 2:52.825 | 30 | 1.904 | 3:21.632 |
| 99 | 2.876 | 2:53.664 | 99 | 4.171 | 3:22.617 |
| 69 | 4.581 | 2:54.889 | 69 | 6.037 | 3:22.778 |
| 5 | 5.510 | 2:53.754 | 5 | 6.876 | 3:22.688 |
| 66 | 6.264 | 2:54.097 | 66 | 7.627 | 3:22.685 |
| 9 | 7.467 | 2:49.219 | 9 | 8.971 | 3:22.826 |
| 23 | 8.353 | 2:34.374 | 31 | 13.666 | 3:24.446 |
| 31 | 10.542 | 2:20.866 | 20 | 14.375 | 3:21.821 |
| 76 | 12.563 | 2:21.626 | 35 | 15.267 | 3:21.869 |
| 20 | 13.876 | 2:22.173 | 19 | 16.031 | 3:21.916 |
| 35 | 14.720 | 2:19.140 | 76 | 16.101 | 3:24.860 |
| 19 | 15.437 | 2:18.618 | 15 | 17.320 | 3:22.328 |
| 15 | 16.314 | 2:18.709 | 4 | 18.378 | 3:21.774 |
| 4 | 17.926 | 2:19.627 | 42 | 19.206 | 3:21.652 |
| 42 | 18.876 | 2:15.442 | 23 | 19.766 | 3:32.735 |
| 93 | 19.739 | 2:15.714 | 93 | 20.104 | 3:21.687 |
| 10 | 20.466 | 2:16.399 | 10 | 20.783 | 3:21.639 |
| 18 | 35.232 | 2:04.772 | 18 | 21.804 | 3:07.894 |

Mini Challenge

RACE 14 - GRID

| | | |
|--|----------------------------------|---------------------------------|
| ROW 12 | 2:01.330 18 Nina-jo ATKINSON | |
| ROW 11 | 1:54.558 93 Joel WROE-JOHNSON | 1:56.133 10 Michelle NIXON |
| ROW 10 | 1:52.039 42 Dawn BOYD | 1:52.385 19 Sarah PARSONS |
| ROW 9 | 1:51.177 4 Anthony WILLIAMS | 1:51.384 79 Aston BLAKE |
| ROW 8 | 1:50.627 15 Kristian WAITE | 1:50.739 35 Josh WADDINGTON |
| ROW 7 | 1:49.863 20 Graham PARSONS | 1:50.485 31 Keith ISSATT |
| ROW 6 | 1:47.103 9 James WILLIAMS | 1:48.090 76 Tim CRIGHTON |
| ROW 5 | 1:45.878 99 Andy BEEVER | 1:46.390 23 Chris PANAYIOTOU |
| ROW 4 | 1:45.445 5 Stewart LINES | 1:45.565 66 Steven LIQUORISH |
| ROW 3 | 1:44.977 30 Martin DEPPER | 1:45.022 12 Jack STANFORD |
| ROW 2 | 1:44.288 6 Jake PACKUN | 1:44.585 69 Ant SCRAGG |
| ROW 1 | 1:43.709 7 Arthur FORSTER | 1:44.149 2 Gary KOUNNIS |
| Pole | | |
|  | | |

Croft
Circuit Length = 2.1250 miles

These results are provisional until the conclusion of any judicial and technical matters.

Clerk of Course :

Timekeeper :

Mini Challenge

RACE 14 - CLASSIFICATION

| POS | NO | CL | NAME | ENTRY | LAPS | TIME | GAP | DIFF | MPH | BEST | ON |
|-----|----|----|-------------------|---------------|------|-----------|--------|--------|-------|----------|----|
| 1 | 6 | S | Jake PACKUN | Mini Cooper S | 16 | 26:11.217 | | | 77.90 | 1:37.336 | 3 |
| 2 | 30 | S | Martin DEPPER | Mini Cooper S | 16 | 26:11.540 | 0.323 | 0.323 | 77.88 | 1:37.142 | 3 |
| 3 | 12 | S | Jack STANFORD | Mini Cooper S | 16 | 26:18.796 | 7.579 | 7.256 | 77.52 | 1:37.598 | 2 |
| 4 | 69 | S | Ant SCRAGG | Mini Cooper S | 16 | 26:21.226 | 10.009 | 2.430 | 77.40 | 1:37.606 | 4 |
| 5 | 99 | S | Andy BEEVER | Mini Cooper S | 16 | 26:23.511 | 12.294 | 2.285 | 77.29 | 1:37.710 | 11 |
| 6 | 66 | S | Steven LIQUORISH | Mini Cooper S | 16 | 26:33.830 | 22.613 | 10.319 | 76.79 | 1:38.466 | 5 |
| 7 | 5 | S | Stewart LINES | Mini Cooper S | 16 | 26:56.640 | 45.423 | 22.810 | 75.71 | 1:37.966 | 2 |
| 8 | 23 | S | Chris PANAYIOTOU | Mini Cooper S | 16 | 26:57.880 | 46.663 | 1.240 | 75.65 | 1:38.627 | 2 |
| 9 | 76 | CL | Tim CRIGHTON | Mini Cooper | 15 | 26:30.867 | 1 lap | 1 lap | 72.13 | 1:45.085 | 10 |
| 10 | 20 | CL | Graham PARSONS | Mini Cooper | 15 | 26:31.661 | 1 lap | 0.794 | 72.09 | 1:45.258 | 11 |
| 11 | 31 | CL | Keith ISSATT | Mini Cooper | 15 | 26:36.964 | 1 lap | 5.303 | 71.85 | 1:45.213 | 6 |
| 12 | 35 | CL | Josh WADDINGTON | Mini Cooper | 15 | 26:52.448 | 1 lap | 15.484 | 71.16 | 1:45.905 | 3 |
| 13 | 15 | CL | Kristian WAITE | Mini Cooper | 15 | 26:55.968 | 1 lap | 3.520 | 71.01 | 1:46.823 | 3 |
| 14 | 19 | CL | Sarah PARSONS | Mini Cooper | 15 | 27:05.182 | 1 lap | 9.214 | 70.60 | 1:46.731 | 9 |
| 15 | 79 | CL | Aston BLAKE | Mini Cooper | 15 | 27:05.252 | 1 lap | 0.070 | 70.60 | 1:46.423 | 5 |
| 16 | 10 | CL | Michelle NIXON | Mini Cooper | 15 | 27:05.532 | 1 lap | 0.280 | 70.59 | 1:46.675 | 9 |
| 17 | 4 | CL | Anthony WILLIAMS | Mini Cooper | 15 | 27:06.660 | 1 lap | 1.128 | 70.54 | 1:46.755 | 3 |
| 18 | 18 | CL | Nina-jo ATKINSON | Mini Cooper | 15 | 28:01.173 | 1 lap | 54.513 | 68.25 | 1:49.795 | 7 |
| 19 | 93 | CL | Joel WROE-JOHNSON | Mini Cooper | 14 | 27:12.274 | 2 laps | 1 lap | 65.61 | 1:45.960 | 13 |
| 20 | 42 | CL | Dawn BOYD | Mini Cooper | 13 | 26:59.786 | 3 laps | 1 lap | 61.39 | 1:52.660 | 5 |

NOT CLASSIFIED

| | | | | | | | | | | | |
|-----|---|---|----------------|---------------|---|----------|---------|---------|-------|----------|---|
| DNF | 9 | S | James WILLIAMS | Mini Cooper S | 2 | 3:23.561 | 14 laps | 11 laps | 75.16 | 1:39.113 | 2 |
|-----|---|---|----------------|---------------|---|----------|---------|---------|-------|----------|---|

FASTEST LAP

| | | | | | | | |
|----|----|---------------|---------------|----|----------|-----------|------------|
| 76 | CL | Tim CRIGHTON | Mini Cooper | 10 | 1:45.085 | 72.79 mph | 117.15 kph |
| 30 | S | Martin DEPPER | Mini Cooper S | 3 | 1:37.142 | 78.75 mph | 126.73 kph |

Weather / Track : Cloudy / Dry

These results are provisional until the conclusion of any judicial and technical matters.

Croft
Circuit Length = 2.1250 miles
Start: 17:17 End: 17:45

| | |
|-------------------|--------------|
| Clerk of Course : | Timekeeper : |
|-------------------|--------------|

Mini Challenge

RACE 14 - LAP CHART

| Lap 1 | | | Lap 2 | | | Lap 3 | | | Lap 4 | | | Lap 5 | | |
|-------|--------|----------|-------|--------|----------|-------|----------|----------|-------|----------|----------|-------|----------|----------|
| No | Behind | Laptime | No | Behind | Laptime | No | Behind | Laptime | No | Behind | Laptime | No | Behind | Laptime |
| 6 | | 1:40.614 | 6 | | 1:37.796 | 6 | | 1:37.336 | 6 | | 1:37.479 | 6 | | 1:37.510 |
| 30 | 0.714 | 1:41.328 | 30 | 0.528 | 1:37.610 | 30 | 0.334 | 1:37.142 | 30 | 0.281 | 1:37.426 | 30 | 0.336 | 1:37.565 |
| 5 | 1.502 | 1:42.116 | 5 | 1.672 | 1:37.966 | 5 | 2.547 | 1:38.211 | 12 | 3.145 | 1:37.848 | 5 | 4.360 | 1:38.648 |
| 12 | 2.248 | 1:42.862 | 12 | 2.050 | 1:37.598 | 12 | 2.776 | 1:38.062 | 5 | 3.222 | 1:38.154 | 12 | 5.565 | 1:39.930 |
| 69 | 2.653 | 1:43.267 | 69 | 2.828 | 1:37.971 | 69 | 3.468 | 1:37.976 | 69 | 3.595 | 1:37.606 | 69 | 5.713 | 1:39.628 |
| 99 | 2.973 | 1:43.587 | 99 | 3.109 | 1:37.932 | 99 | 3.663 | 1:37.890 | 99 | 4.229 | 1:38.045 | 99 | 5.775 | 1:39.056 |
| 9 | 3.834 | 1:44.448 | 23 | 4.997 | 1:38.627 | 23 | 7.497 | 1:39.836 | 66 | 9.868 | 1:39.127 | 66 | 10.824 | 1:38.466 |
| 23 | 4.166 | 1:44.780 | 9 | 5.151 | 1:39.113 | 66 | 8.220 | 1:39.830 | 23 | 10.291 | 1:40.273 | 23 | 11.648 | 1:38.867 |
| 66 | 5.013 | 1:45.627 | 66 | 5.726 | 1:38.509 | 76 | 27.724 | 1:46.098 | 76 | 35.672 | 1:45.427 | 76 | 43.388 | 1:45.226 |
| 76 | 10.498 | 1:51.112 | 76 | 18.962 | 1:46.260 | 20 | 28.124 | 1:46.106 | 20 | 36.005 | 1:45.360 | 20 | 43.944 | 1:45.449 |
| 20 | 10.884 | 1:51.498 | 20 | 19.354 | 1:46.266 | 31 | 28.662 | 1:46.322 | 31 | 36.560 | 1:45.377 | 31 | 44.816 | 1:45.766 |
| 31 | 11.275 | 1:51.889 | 31 | 19.676 | 1:46.197 | 15 | 31.513 | 1:46.823 | 15 | 41.513 | 1:47.479 | 35 | 51.079 | 1:46.642 |
| 15 | 12.714 | 1:53.328 | 15 | 22.026 | 1:47.108 | 35 | 32.179 | 1:45.905 | 35 | 41.947 | 1:47.247 | 15 | 51.851 | 1:47.848 |
| 4 | 13.669 | 1:54.283 | 35 | 23.610 | 1:47.371 | 4 | 34.600 | 1:46.755 | 4 | 44.526 | 1:47.405 | 93 | 1 LAP | 2:57.895 |
| 35 | 14.035 | 1:54.649 | 4 | 25.181 | 1:49.308 | 19 | 35.886 | 1:47.669 | 79 | 46.275 | 1:47.454 | 4 | 53.929 | 1:46.913 |
| 19 | 15.370 | 1:55.984 | 19 | 25.553 | 1:47.979 | 79 | 36.300 | 1:47.789 | 19 | 46.539 | 1:48.132 | 79 | 55.188 | 1:46.423 |
| 93 | 15.824 | 1:56.438 | 93 | 25.746 | 1:47.718 | 10 | 36.616 | 1:47.362 | 10 | 46.994 | 1:47.857 | 19 | 56.526 | 1:47.497 |
| 79 | 16.142 | 1:56.756 | 79 | 25.847 | 1:47.501 | 18 | 51.799 | 1:52.390 | 18 | 1:05.127 | 1:50.807 | 10 | 57.577 | 1:48.093 |
| 10 | 16.284 | 1:56.898 | 10 | 26.590 | 1:48.102 | 42 | 1:00.095 | 1:57.036 | 42 | 1:16.345 | 1:53.729 | 18 | 1:18.148 | 1:50.531 |
| 42 | 16.372 | 1:56.986 | 18 | 36.745 | 1:53.603 | 93 | 1:09.659 | 2:21.249 | | | | 42 | 1:31.495 | 1:52.660 |
| 18 | 20.938 | 2:01.552 | 42 | 40.395 | 2:01.819 | | | | | | | | | |

Mini Challenge

RACE 14 - LAP CHART

| Lap 6 | | | Lap 7 | | | Lap 8 | | | Lap 9 | | | Lap 10 | | |
|-------|----------|----------|-------|----------|----------|-------|----------|----------|-------|----------|----------|--------|----------|----------|
| No | Behind | Laptime | No | Behind | Laptime | No | Behind | Laptime | No | Behind | Laptime | No | Behind | Laptime |
| 6 | | 1:37.967 | 6 | | 1:38.025 | 6 | | 1:37.936 | 6 | | 1:37.981 | 6 | | 1:37.806 |
| 30 | 0.273 | 1:37.904 | 30 | 0.200 | 1:37.952 | 30 | 0.474 | 1:38.210 | 30 | 0.312 | 1:37.819 | 30 | 0.319 | 1:37.813 |
| 12 | 6.441 | 1:38.843 | 12 | 6.446 | 1:38.030 | 18 | 1 LAP | 1:49.795 | 12 | 6.827 | 1:38.600 | 12 | 7.044 | 1:38.023 |
| 5 | 6.490 | 1:40.097 | 5 | 7.383 | 1:38.918 | 12 | 6.208 | 1:37.698 | 99 | 10.281 | 1:38.679 | 69 | 10.918 | 1:37.945 |
| 99 | 6.802 | 1:38.994 | 99 | 7.760 | 1:38.983 | 99 | 9.583 | 1:39.759 | 69 | 10.779 | 1:38.993 | 99 | 11.582 | 1:39.107 |
| 69 | 7.330 | 1:39.584 | 69 | 8.113 | 1:38.808 | 69 | 9.767 | 1:39.590 | 66 | 17.254 | 1:38.955 | 66 | 18.422 | 1:38.974 |
| 66 | 11.724 | 1:38.867 | 66 | 13.277 | 1:39.578 | 66 | 16.280 | 1:40.939 | 18 | 1 LAP | 1:50.882 | 23 | 24.382 | 1:41.573 |
| 23 | 12.507 | 1:38.826 | 23 | 13.956 | 1:39.474 | 23 | 17.236 | 1:41.216 | 23 | 20.615 | 1:41.360 | 18 | 1 LAP | 1:51.138 |
| 76 | 51.250 | 1:45.829 | 42 | 1 LAP | 2:01.816 | 5 | 27.778 | 1:58.331 | 5 | 31.032 | 1:41.235 | 5 | 33.263 | 1:40.037 |
| 20 | 51.758 | 1:45.781 | 76 | 58.769 | 1:45.544 | 42 | 1 LAP | 2:03.283 | 42 | 1 LAP | 2:02.203 | 76 | 1:21.325 | 1:45.085 |
| 31 | 52.062 | 1:45.213 | 20 | 59.254 | 1:45.521 | 76 | 1:06.484 | 1:45.651 | 76 | 1:14.046 | 1:45.543 | 20 | 1:22.157 | 1:45.331 |
| 35 | 59.911 | 1:46.799 | 31 | 59.607 | 1:45.570 | 20 | 1:06.989 | 1:45.671 | 20 | 1:14.632 | 1:45.624 | 31 | 1:23.559 | 1:46.327 |
| 15 | 1:00.738 | 1:46.854 | 35 | 1:08.532 | 1:46.646 | 31 | 1:07.422 | 1:45.751 | 31 | 1:15.038 | 1:45.597 | 42 | 1 LAP | 2:04.772 |
| 93 | 1 LAP | 1:46.949 | 15 | 1:09.625 | 1:46.912 | 35 | 1:17.425 | 1:46.829 | 35 | 1:26.175 | 1:46.731 | 35 | 1:35.382 | 1:47.013 |
| 4 | 1:03.024 | 1:47.062 | 79 | 1:12.782 | 1:47.151 | 15 | 1:19.123 | 1:47.434 | 15 | 1:28.410 | 1:47.268 | 15 | 1:37.720 | 1:47.116 |
| 79 | 1:03.656 | 1:46.435 | 4 | 1:12.923 | 1:47.924 | 79 | 1:21.517 | 1:46.671 | 79 | 1:30.284 | 1:46.748 | | | |
| 19 | 1:05.441 | 1:46.882 | 19 | 1:14.598 | 1:47.182 | 4 | 1:22.291 | 1:47.304 | 4 | 1:31.422 | 1:47.112 | | | |
| 10 | 1:06.494 | 1:46.884 | 10 | 1:15.880 | 1:47.411 | 19 | 1:24.097 | 1:47.435 | 19 | 1:32.847 | 1:46.731 | | | |
| 18 | 1:30.666 | 1:50.485 | 93 | 1 LAP | 1:54.496 | 10 | 1:25.161 | 1:47.217 | 10 | 1:33.855 | 1:46.675 | | | |
| | | | | | | 93 | 1 LAP | 1:46.025 | 93 | 1 LAP | 1:46.020 | | | |

Mini Challenge

RACE 14 - LAP CHART

| Lap 11 | | | Lap 12 | | | Lap 13 | | | Lap 14 | | | Lap 15 | | |
|--------|----------|----------|--------|----------|----------|--------|--------|----------|--------|--------|----------|--------|--------|----------|
| No | Behind | Laptime | No | Behind | Laptime | No | Behind | Laptime | No | Behind | Laptime | No | Behind | Laptime |
| 6 | | 1:38.760 | 6 | | 1:38.080 | 6 | | 1:38.357 | 6 | | 1:37.987 | 6 | | 1:38.878 |
| 30 | 0.797 | 1:39.238 | 30 | 0.221 | 1:37.504 | 31 | 1 LAP | 1:45.928 | 30 | 0.263 | 1:37.881 | 30 | 0.456 | 1:39.071 |
| 19 | 1 LAP | 1:48.558 | 35 | 1 LAP | 1:47.366 | 30 | 0.369 | 1:38.505 | 76 | 1 LAP | 1:45.785 | 12 | 7.771 | 1:39.063 |
| 4 | 1 LAP | 1:50.743 | 12 | 6.925 | 1:38.499 | 12 | 6.857 | 1:38.289 | 20 | 1 LAP | 1:46.011 | 69 | 10.700 | 1:38.838 |
| 79 | 1 LAP | 1:52.569 | 15 | 1 LAP | 1:48.072 | 69 | 10.716 | 1:38.348 | 12 | 7.586 | 1:38.716 | 42 | 3 LAPS | 2:14.769 |
| 12 | 6.506 | 1:38.222 | 69 | 10.725 | 1:38.874 | 99 | 13.188 | 1:39.584 | 31 | 1 LAP | 1:46.960 | 76 | 1 LAP | 1:46.388 |
| 10 | 1 LAP | 1:49.375 | 99 | 11.961 | 1:39.509 | 35 | 1 LAP | 1:47.712 | 69 | 10.740 | 1:38.011 | 99 | 13.014 | 1:38.341 |
| 69 | 9.931 | 1:37.773 | 19 | 1 LAP | 1:48.318 | 15 | 1 LAP | 1:48.125 | 99 | 13.551 | 1:38.350 | 20 | 1 LAP | 1:46.403 |
| 99 | 10.532 | 1:37.710 | 79 | 1 LAP | 1:48.134 | 66 | 20.922 | 1:39.674 | 66 | 22.079 | 1:39.144 | 31 | 1 LAP | 1:46.771 |
| 93 | 2 LAPS | 1:58.419 | 10 | 1 LAP | 1:48.220 | 19 | 1 LAP | 1:47.722 | 35 | 1 LAP | 1:47.078 | 66 | 21.704 | 1:38.503 |
| 66 | 18.805 | 1:39.143 | 4 | 1 LAP | 1:49.469 | 79 | 1 LAP | 1:47.325 | 15 | 1 LAP | 1:47.055 | 35 | 1 LAP | 1:47.321 |
| 23 | 27.213 | 1:41.591 | 66 | 19.605 | 1:38.880 | 10 | 1 LAP | 1:47.110 | 19 | 1 LAP | 1:48.007 | 15 | 1 LAP | 1:47.191 |
| 5 | 35.499 | 1:40.996 | 93 | 2 LAPS | 1:46.323 | 4 | 1 LAP | 1:47.700 | 79 | 1 LAP | 1:47.546 | 5 | 43.600 | 1:41.706 |
| 18 | 1 LAP | 1:51.933 | 23 | 31.328 | 1:42.195 | 93 | 2 LAPS | 1:46.117 | 10 | 1 LAP | 1:47.499 | 19 | 1 LAP | 1:48.469 |
| 76 | 1:28.076 | 1:45.511 | 42 | 2 LAPS | 2:15.851 | 23 | 35.113 | 1:42.142 | 4 | 1 LAP | 1:47.333 | 23 | 44.164 | 1:43.575 |
| 20 | 1:28.655 | 1:45.258 | 5 | 37.567 | 1:40.148 | 5 | 39.492 | 1:40.282 | 23 | 39.467 | 1:42.341 | 79 | 1 LAP | 1:48.664 |
| 31 | 1:30.672 | 1:45.873 | 18 | 1 LAP | 1:50.817 | 18 | 1 LAP | 1:52.127 | 5 | 40.772 | 1:39.267 | 10 | 1 LAP | 1:48.996 |
| | | | 76 | 1:35.728 | 1:45.732 | 42 | 2 LAPS | 2:19.760 | 93 | 2 LAPS | 1:49.603 | 4 | 1 LAP | 1:49.133 |
| | | | 20 | 1:36.075 | 1:45.500 | | | | 18 | 1 LAP | 1:50.600 | 93 | 2 LAPS | 1:45.960 |
| | | | | | | | | | | | | 18 | 1 LAP | 1:51.719 |

Mini Challenge

RACE 14 - LAP CHART

| Lap 16 | | |
|--------|--------|----------|
| No | Behind | Laptime |
| 6 | | 1:38.705 |
| 30 | 0.323 | 1:38.572 |
| 12 | 7.579 | 1:38.513 |
| 69 | 10.009 | 1:38.014 |
| 99 | 12.294 | 1:37.985 |
| 76 | 1 LAP | 1:45.676 |
| 20 | 1 LAP | 1:45.882 |
| 66 | 22.613 | 1:39.614 |
| 31 | 1 LAP | 1:47.423 |
| 35 | 1 LAP | 1:47.139 |
| 15 | 1 LAP | 1:47.355 |
| 5 | 45.423 | 1:40.528 |
| 23 | 46.663 | 1:41.204 |
| 42 | 3 LAPS | 2:15.102 |
| 19 | 1 LAP | 1:48.617 |
| 79 | 1 LAP | 1:48.086 |
| 10 | 1 LAP | 1:47.833 |
| 4 | 1 LAP | 1:48.216 |
| 93 | 2 LAPS | 1:49.062 |
| 18 | 1 LAP | 1:52.794 |