



DUNLOP GREAT & BRITISH MOTORSPORT FESTIVAL

Snetterton

26th & 27th April 2008



Results Provided by Timing Solutions Ltd
www.tsl-timing.com

Radical Club Cup

QUALIFYING - CLASSIFICATION

POS	NO	CL	NAME	ENTRY	TIME	ON	LAPS	GAP	DIFF	MPH
1	3	IN	Jonathan WRIGHT	Radical PR6	1:07.286	12	12			104.42
2	7	SS	Philip JENKINS	Radical SR3	1:08.192	13	13	0.906	0.906	103.03
3	20	SS	Simon FISH	Radical SR3	1:09.538	12	12	2.252	1.346	101.04
4	1	SS	Paul STEELE	Radical SR3	1:09.617	8	13	2.331	0.079	100.92
5	23	SS	Simon TILLING	Radical SR3	1:09.874	12	13	2.588	0.257	100.55
6	72	SS	Nigel MORRISON	Radical PR6	1:10.047	5	12	2.761	0.173	100.30
7	37	SS	Bill HENDERSON	Radical SR3	1:10.352	9	13	3.066	0.305	99.87
8	50	SS	Colin WILLMOTT	Radical PR6	1:10.604	11	13	3.318	0.252	99.51
9	95	PO	Richard STABLES	Radical PR6	1:10.753	11	12	3.467	0.149	99.30
10	69	SS	Simon POLAN	Radical SR3	1:11.208	4	7	3.922	0.455	98.67
11	10	SS	Jon ALI	Radical SR3	1:11.314	9	12	4.028	0.106	98.52
12	59	IN	Stephen LINDSAY	Radical SR4	1:12.211	5	12	4.925	0.897	97.30
13	38	SS	Richard FEARNES	Radical SR3	1:12.215	12	12	4.929	0.004	97.29
14	2	BI	Mark GRIFFITHS	Radical SR4	1:12.480	4	12	5.194	0.265	96.94
15	19	BI	Gary KANE	Radical SR4	1:12.915	12	12	5.629	0.435	96.36
16	52	IN	Nigel COX	Radical Prosp	1:13.778	6	10	6.492	0.863	95.23
17	55	SS	Robert BALDOCK	Radical SR3	1:14.497	12	12	7.211	0.719	94.31
18	81	SS	Gordon PATTERSON	Radical PR6	1:14.980	7	7	7.694	0.483	93.70
19	44	SS	James COOK	Radical SR3	1:15.195	10	11	7.909	0.215	93.43
20	33	BI	Simon WHITE	Radical SR4	1:15.383	12	12	8.097	0.188	93.20
21	91	IN	David FRANKLAND	Radical SR4	1:15.437	9	11	8.151	0.054	93.14
22	25	CL	Andrew HARWOOD	Radical Clubs	1:16.889	8	11	9.603	1.452	91.38
23	11	CL	Ian CHARLES	Radical Clubs	1:18.436	7	11	11.150	1.547	89.57

Weather / Track : Cloudy / Dry

These results are provisional until the conclusion of any judicial and technical matters.

Snetterton
Circuit Length = 1.9517 miles
Start: 09:00 End: 09:16

Clerk of Course :		Timekeeper :
-------------------	--	--------------

Radical Club Cup

QUALIFYING - LAP ANALYSIS

1	Paul STEELE						Radical SR3		
1 -	1:23.504	+ 13.887	9:01:44.879	8 -	1:09.617			9:10:06.668	
2 -	1:14.190	+ 4.573	9:02:59.069	9 -	1:10.487	+ 0.870		9:11:17.155	
3 -	1:13.283	+ 3.666	9:04:12.352	10 -	1:10.614	+ 0.997		9:12:27.769	
4 -	1:11.130	+ 1.513	9:05:23.482	11 -	1:11.725	+ 2.108		9:13:39.494	
5 -	1:12.314	+ 2.697	9:06:35.796	12 -	1:22.993	+ 13.376		9:15:02.487	
6 -	1:10.950	+ 1.333	9:07:46.746	13 -	1:09.760	+ 0.143		9:16:12.247	
7 -	1:10.305	+ 0.688	9:08:57.051						
2	Mark GRIFFITHS						Radical SR4		
1 -	1:39.263	+ 26.783	9:02:17.034	7 -	1:14.625	+ 2.145		9:09:48.406	
2 -	1:23.040	+ 10.560	9:03:40.074	8 -	1:14.691	+ 2.211		9:11:03.097	
3 -	1:14.978	+ 2.498	9:04:55.052	9 -	1:13.453	+ 0.973		9:12:16.550	
4 -	1:12.480		9:06:07.532	10 -	1:12.551	+ 0.071		9:13:29.101	
5 -	1:12.860	+ 0.380	9:07:20.392	11 -	1:28.428	+ 15.948		9:14:57.529	
6 -	1:13.389	+ 0.909	9:08:33.781	12 -	1:13.070	+ 0.590		9:16:10.599	
3	Jonathan WRIGHT						Radical PR6		
1 -	1:25.848	+ 18.562	9:01:32.439	7 -	1:09.658	+ 2.372		9:09:51.786	
2 -	1:11.079	+ 3.793	9:02:43.518	8 -	1:12.697	+ 5.411		9:11:04.483	
3 -	1:07.718	+ 0.432	9:03:51.236	9 -	1:10.321	+ 3.035		9:12:14.804	
4 -	2:30.351 P	+ 1:23.065	9:06:21.587	10 -	1:10.078	+ 2.792		9:13:24.882	
5 -	1:12.779	+ 5.493	9:07:34.366	11 -	1:08.501	+ 1.215		9:14:33.383	
6 -	1:07.762	+ 0.476	9:08:42.128	12 -	1:07.286			9:15:40.669	
7	Philip JENKINS						Radical SR3		
1 -	1:22.354	+ 14.162	9:01:29.963	8 -	1:09.687	+ 1.495		9:09:46.606	
2 -	1:14.114	+ 5.922	9:02:44.077	9 -	1:09.243	+ 1.051		9:10:55.849	
3 -	1:11.950	+ 3.758	9:03:56.027	10 -	1:13.357	+ 5.165		9:12:09.206	
4 -	1:11.347	+ 3.155	9:05:07.374	11 -	1:12.762	+ 4.570		9:13:21.968	
5 -	1:11.859	+ 3.667	9:06:19.233	12 -	1:08.601	+ 0.409		9:14:30.569	
6 -	1:08.732	+ 0.540	9:07:27.965	13 -	1:08.192			9:15:38.761	
7 -	1:08.954	+ 0.762	9:08:36.919						
10	Jon ALI						Radical SR3		
1 -	1:26.690	+ 15.376	9:01:51.769	7 -	1:12.354	+ 1.040		9:09:12.579	
2 -	1:19.571	+ 8.257	9:03:11.340	8 -	1:12.022	+ 0.708		9:10:24.601	
3 -	1:13.128	+ 1.814	9:04:24.468	9 -	1:11.314			9:11:35.915	
4 -	1:12.193	+ 0.879	9:05:36.661	10 -	1:12.668	+ 1.354		9:12:48.583	
5 -	1:12.011	+ 0.697	9:06:48.672	11 -	1:12.107	+ 0.793		9:14:00.690	
6 -	1:11.553	+ 0.239	9:08:00.225	12 -	1:11.754	+ 0.440		9:15:12.444	
11	Ian CHARLES						Radical Clubs		
1 -	1:43.913	+ 25.477	9:02:37.502	7 -	1:18.436			9:10:42.100	
2 -	1:23.087	+ 4.651	9:04:00.589	8 -	1:19.586	+ 1.150		9:12:01.686	
3 -	1:22.376	+ 3.940	9:05:22.965	9 -	1:24.679	+ 6.243		9:13:26.365	
4 -	1:21.685	+ 3.249	9:06:44.650	10 -	1:20.208	+ 1.772		9:14:46.573	
5 -	1:19.735	+ 1.299	9:08:04.385	11 -	1:18.704	+ 0.268		9:16:05.277	
6 -	1:19.279	+ 0.843	9:09:23.664						
19	Gary KANE						Radical SR4		
1 -	1:31.097	+ 18.182	9:01:50.920	7 -	1:16.221	+ 3.306		9:09:40.429	
2 -	1:25.508	+ 12.593	9:03:16.428	8 -	1:14.463	+ 1.548		9:10:54.892	
3 -	1:15.312	+ 2.397	9:04:31.740	9 -	1:18.013	+ 5.098		9:12:12.905	
4 -	1:13.980	+ 1.065	9:05:45.720	10 -	1:14.546	+ 1.631		9:13:27.451	
5 -	1:23.548	+ 10.633	9:07:09.268	11 -	1:15.565	+ 2.650		9:14:43.016	
6 -	1:14.940	+ 2.025	9:08:24.208	12 -	1:12.915			9:15:55.931	
20	Simon FISH						Radical SR3		
1 -	1:24.746	+ 15.208	9:01:35.088	7 -	1:09.669	+ 0.131		9:08:40.817	
2 -	1:14.581	+ 5.043	9:02:49.669	8 -	1:11.342	+ 1.804		9:09:52.159	
3 -	1:10.927	+ 1.389	9:04:00.596	9 -	1:11.302	+ 1.764		9:11:03.461	
4 -	1:09.592	+ 0.054	9:05:10.188	10 -	1:45.262 P	+ 35.724		9:12:48.723	

Snetterton
Circuit Length = 1.9517 miles
Start: 09:00 End: 09:16

Weather / Track : Cloudy / Dry

Radical Club Cup

QUALIFYING - LAP ANALYSIS

5 -	1:11.284	+ 1.746	9:06:21.472	11 -	1:20.503	+ 10.965	9:14:09.226
6 -	1:09.676	+ 0.138	9:07:31.148	12 -	1:09.538		9:15:18.764
23	Simon TILLING		Radical SR3				
1 -	1:27.877	+ 18.003	9:01:32.859	8 -	1:10.869	+ 0.995	9:10:16.537
2 -	1:16.724	+ 6.850	9:02:49.583	9 -	1:13.814	+ 3.940	9:11:30.351
3 -	1:13.214	+ 3.340	9:04:02.797	10 -	1:11.153	+ 1.279	9:12:41.504
4 -	1:28.919	+ 19.045	9:05:31.716	11 -	1:10.142	+ 0.268	9:13:51.646
5 -	1:11.531	+ 1.657	9:06:43.247	12 -	1:09.874		9:15:01.520
6 -	1:10.279	+ 0.405	9:07:53.526	13 -	1:10.385	+ 0.511	9:16:11.905
7 -	1:12.142	+ 2.268	9:09:05.668				
25	Andrew HARWOOD		Radical Clubs				
1 -	1:35.094	+ 18.205	9:02:19.953	7 -	1:17.650	+ 0.761	9:10:25.886
2 -	1:26.906	+ 10.017	9:03:46.859	8 -	1:16.889		9:11:42.775
3 -	1:22.431	+ 5.542	9:05:09.290	9 -	1:16.930	+ 0.041	9:12:59.705
4 -	1:21.394	+ 4.505	9:06:30.684	10 -	1:17.116	+ 0.227	9:14:16.821
5 -	1:19.068	+ 2.179	9:07:49.752	11 -	1:17.169	+ 0.280	9:15:33.990
6 -	1:18.484	+ 1.595	9:09:08.236				
33	Simon WHITE		Radical SR4				
1 -	1:29.196	+ 13.813	9:02:05.662	7 -	1:15.919	+ 0.536	9:09:42.676
2 -	1:17.070	+ 1.687	9:03:22.732	8 -	1:16.735	+ 1.352	9:10:59.411
3 -	1:15.886	+ 0.503	9:04:38.618	9 -	1:17.079	+ 1.696	9:12:16.490
4 -	1:15.918	+ 0.535	9:05:54.536	10 -	1:18.087	+ 2.704	9:13:34.577
5 -	1:16.368	+ 0.985	9:07:10.904	11 -	1:15.955	+ 0.572	9:14:50.532
6 -	1:15.853	+ 0.470	9:08:26.757	12 -	1:15.383		9:16:05.915
37	Bill HENDERSON		Radical SR3				
1 -	1:24.957	+ 14.605	9:01:38.507	8 -	1:10.472	+ 0.120	9:10:06.304
2 -	1:15.682	+ 5.330	9:02:54.189	9 -	1:10.352		9:11:16.656
3 -	1:12.229	+ 1.877	9:04:06.418	10 -	1:10.841	+ 0.489	9:12:27.497
4 -	1:12.505	+ 2.153	9:05:18.923	11 -	1:11.090	+ 0.738	9:13:38.587
5 -	1:11.742	+ 1.390	9:06:30.665	12 -	1:11.793	+ 1.441	9:14:50.380
6 -	1:12.529	+ 2.177	9:07:43.194	13 -	1:10.466	+ 0.114	9:16:00.846
7 -	1:12.638	+ 2.286	9:08:55.832				
38	Richard FEARNS		Radical SR3				
1 -	1:34.314	+ 22.099	9:02:24.739	7 -	1:12.684	+ 0.469	9:09:59.845
2 -	1:21.392	+ 9.177	9:03:46.131	8 -	1:13.557	+ 1.342	9:11:13.402
3 -	1:17.788	+ 5.573	9:05:03.919	9 -	1:13.352	+ 1.137	9:12:26.754
4 -	1:15.483	+ 3.268	9:06:19.402	10 -	1:13.543	+ 1.328	9:13:40.297
5 -	1:14.152	+ 1.937	9:07:33.554	11 -	1:14.521	+ 2.306	9:14:54.818
6 -	1:13.607	+ 1.392	9:08:47.161	12 -	1:12.215		9:16:07.033
44	James COOK		Radical SR3				
1 -	1:42.419	+ 27.224	9:02:13.443	7 -	1:15.404	+ 0.209	9:10:16.140
2 -	1:30.237	+ 15.042	9:03:43.680	8 -	1:16.817	+ 1.622	9:11:32.957
3 -	1:24.071	+ 8.876	9:05:07.751	9 -	1:16.321	+ 1.126	9:12:49.278
4 -	1:21.783	+ 6.588	9:06:29.534	10 -	1:15.195		9:14:04.473
5 -	1:15.584	+ 0.389	9:07:45.118	11 -	1:16.168	+ 0.973	9:15:20.641
6 -	1:15.618	+ 0.423	9:09:00.736				
50	Colin WILLMOTT		Radical PR6				
1 -	1:24.136	+ 13.532	9:01:36.299	8 -	1:10.921	+ 0.317	9:10:01.897
2 -	1:15.723	+ 5.119	9:02:52.022	9 -	1:11.518	+ 0.914	9:11:13.415
3 -	1:12.193	+ 1.589	9:04:04.215	10 -	1:11.323	+ 0.719	9:12:24.738
4 -	1:11.840	+ 1.236	9:05:16.055	11 -	1:10.604		9:13:35.342
5 -	1:12.082	+ 1.478	9:06:28.137	12 -	1:11.173	+ 0.569	9:14:46.515
6 -	1:11.485	+ 0.881	9:07:39.622	13 -	1:11.165	+ 0.561	9:15:57.680
7 -	1:11.354	+ 0.750	9:08:50.976				
52	Nigel COX		Radical Prosp				
1 -	1:31.406	+ 17.628	9:02:19.189	6 -	1:13.778		9:08:39.407

Snetterton
 Circuit Length = 1.9517 miles
 Start: 09:00 End: 09:16

Weather / Track : Cloudy / Dry

Radical Club Cup


QUALIFYING - LAP ANALYSIS

2 -	1:22.583	+ 8.805	9:03:41.772	7 -	1:14.309	+ 0.531	9:09:53.716
3 -	1:15.572	+ 1.794	9:04:57.344	8 -	1:14.805	+ 1.027	9:11:08.521
4 -	1:14.001	+ 0.223	9:06:11.345	9 -	1:14.643	+ 0.865	9:12:23.164
5 -	1:14.284	+ 0.506	9:07:25.629	10 -	1:14.831	+ 1.053	9:13:37.995
55	Robert BALDOCK			Radical SR3			
1 -	1:35.740	+ 21.243	9:01:59.658	7 -	1:15.429	+ 0.932	9:09:38.403
2 -	1:19.885	+ 5.388	9:03:19.543	8 -	1:15.871	+ 1.374	9:10:54.274
3 -	1:17.537	+ 3.040	9:04:37.080	9 -	1:14.771	+ 0.274	9:12:09.045
4 -	1:15.539	+ 1.042	9:05:52.619	10 -	1:14.681	+ 0.184	9:13:23.726
5 -	1:14.787	+ 0.290	9:07:07.406	11 -	1:14.804	+ 0.307	9:14:38.530
6 -	1:15.568	+ 1.071	9:08:22.974	12 -	1:14.497		9:15:53.027
59	Stephen LINDSAY			Radical SR4			
1 -	1:35.095	+ 22.884	9:02:18.805	7 -	1:14.771	+ 2.560	9:09:48.601
2 -	1:22.540	+ 10.329	9:03:41.345	8 -	1:15.787	+ 3.576	9:11:04.388
3 -	1:14.160	+ 1.949	9:04:55.505	9 -	1:14.113	+ 1.902	9:12:18.501
4 -	1:13.091	+ 0.880	9:06:08.596	10 -	1:13.089	+ 0.878	9:13:31.590
5 -	1:12.211		9:07:20.807	11 -	1:13.749	+ 1.538	9:14:45.339
6 -	1:13.023	+ 0.812	9:08:33.830	12 -	1:13.433	+ 1.222	9:15:58.772
69	Simon POLAN			Radical SR3			
1 -	1:36.252	+ 25.044	9:02:54.782	5 -	1:42.614	+ 31.406	9:08:25.360
2 -	1:21.662	+ 10.454	9:04:16.444	6 -	1:13.715	+ 2.507	9:09:39.075
3 -	1:15.094	+ 3.886	9:05:31.538	7 -	1:13.082	+ 1.874	9:10:52.157
4 -	1:11.208		9:06:42.746				
72	Nigel MORRISON			Radical PR6			
1 -	1:42.191	+ 32.144	9:02:15.835	7 -	1:14.924	+ 4.877	9:09:52.755
2 -	1:24.209	+ 14.162	9:03:40.044	8 -	1:12.508	+ 2.461	9:11:05.263
3 -	1:12.316	+ 2.269	9:04:52.360	9 -	1:12.110	+ 2.063	9:12:17.373
4 -	1:10.081	+ 0.034	9:06:02.441	10 -	1:12.095	+ 2.048	9:13:29.468
5 -	1:10.047		9:07:12.488	11 -	1:13.175	+ 3.128	9:14:42.643
6 -	1:25.343	+ 15.296	9:08:37.831	12 -	1:10.226	+ 0.179	9:15:52.869
81	Gordon PATTERSON			Radical PR6			
1 -	1:33.048	+ 18.068	9:01:51.194	5 -	1:18.075	+ 3.095	9:07:04.184
2 -	1:21.338	+ 6.358	9:03:12.532	6 -	1:15.771	+ 0.791	9:08:19.955
3 -	1:16.788	+ 1.808	9:04:29.320	7 -	1:14.980		9:09:34.935
4 -	1:16.789	+ 1.809	9:05:46.109				
91	David FRANKLAND			Radical SR4			
1 -	1:38.987	+ 23.550	9:02:17.791	7 -	1:16.260	+ 0.823	9:10:15.529
2 -	1:26.569	+ 11.132	9:03:44.360	8 -	1:16.853	+ 1.416	9:11:32.382
3 -	1:22.660	+ 7.223	9:05:07.020	9 -	1:15.437		9:12:47.819
4 -	1:17.638	+ 2.201	9:06:24.658	10 -	1:15.899	+ 0.462	9:14:03.718
5 -	1:17.532	+ 2.095	9:07:42.190	11 -	1:16.677	+ 1.240	9:15:20.395
6 -	1:17.079	+ 1.642	9:08:59.269				
95	Richard STABLES			Radical PR6			
1 -	1:33.415	+ 22.662	9:02:00.255	7 -	1:10.812	+ 0.059	9:09:24.566
2 -	1:20.659	+ 9.906	9:03:20.914	8 -	1:12.241	+ 1.488	9:10:36.807
3 -	1:14.113	+ 3.360	9:04:35.027	9 -	1:10.965	+ 0.212	9:11:47.772
4 -	1:11.865	+ 1.112	9:05:46.892	10 -	1:11.879	+ 1.126	9:12:59.651
5 -	1:15.317	+ 4.564	9:07:02.209	11 -	1:10.753		9:14:10.404
6 -	1:11.545	+ 0.792	9:08:13.754	12 -	1:10.814	+ 0.061	9:15:21.218

Weather / Track : Cloudy / Dry

Radical Club Cup

RACE 1 - GRID

ROW 12	1:18.436 11 Ian CHARLES	
ROW 11	1:15.437 91 David FRANKLAND	1:16.889 25 Andrew HARWOOD
ROW 10	1:15.195 44 James COOK	1:15.383 33 Simon WHITE
ROW 9	1:14.497 55 Robert BALDOCK	1:14.980 81 Gordon PATTERSON
ROW 8	1:12.915 19 Gary KANE	1:13.778 52 Nigel COX
ROW 7	1:12.215 38 Richard FEARNES	1:12.480 2 Mark GRIFFITHS
ROW 6	1:11.314 10 Jon ALI	1:12.211 59 Stephen LINDSAY
ROW 5	1:10.753 95 Richard STABLES	1:11.208 69 Simon POLAN
ROW 4	1:10.352 37 Bill HENDERSON	1:10.604 50 Colin WILLMOTT
ROW 3	1:09.874 23 Simon TILLING	1:10.047 72 Nigel MORRISON
ROW 2	1:09.538 20 Simon FISH	1:09.617 1 Paul STEELE
ROW 1	1:07.286 3 Jonathan WRIGHT	1:08.192 7 Philip JENKINS
Pole		
		

Snetterton
Circuit Length = 1.9517 miles

These results are provisional until the conclusion of any judicial and technical matters.

Clerk of Course :

Timekeeper :

Radical Club Cup

RACE 1 - CLASSIFICATION

POS	NO	CL	NAME	ENTRY	LAPS	TIME	GAP	DIFF	MPH	BEST	ON
1	3	IN	Jonathan WRIGHT	Radical PR6	18	21:02.710			100.17	1:09.214	16
2	20	SS	Simon FISH	Radical SR3	18	21:07.601	4.891	4.891	99.78	1:09.316	15
3	23	SS	Simon TILLING	Radical SR3	18	21:39.697	36.987	32.096	97.32	1:10.483	7
4	37	SS	Bill HENDERSON	Radical SR3	18	21:40.309	37.599	0.612	97.27	1:10.626	16
5	1	SS	Paul STEELE	Radical SR3	18	21:40.612	37.902	0.303	97.25	1:09.949	16
6	95	PO	Richard STABLES	Radical PR6	18	21:48.303	45.593	7.691	96.68	1:11.154	7
7	10	SS	Jon ALI	Radical SR3	18	21:54.989	52.279	6.686	96.18	1:11.445	9
8	69	SS	Simon DOLAN	Radical SR3	17	21:08.710	1 lap	1 lap	94.15	1:10.363	8
9	59	IN	Stephen LINDSAY	Radical SR4	17	21:17.712	1 lap	9.002	93.49	1:13.773	8
10	33	BI	Simon WHITE	Radical SR4	17	21:25.173	1 lap	7.461	92.95	1:13.703	6
11	55	SS	Robert BALDOCK	Radical SR3	17	21:30.927	1 lap	5.754	92.53	1:13.976	15
12	2	BI	Mark GRIFFITHS	Radical SR4	17	21:33.329	1 lap	2.402	92.36	1:12.896	9
13	52	IN	Nigel COX	Radical Prosp	17	21:38.793	1 lap	5.464	91.97	1:14.437	8
14	38	SS	Richard FEARNES	Radical SR3	17	21:51.406	1 lap	12.613	91.09	1:12.285	7
15	81	SS	Gordon PATTERSON	Radical PR6	17	21:52.106	1 lap	0.700	91.04	1:14.114	16
16	19	BI	Gary KANE	Radical SR4	17	21:59.046	1 lap	6.940	90.56	1:15.368	6
17	91	IN	David FRANKLAND	Radical SR4	17	22:18.926	1 lap	19.880	89.22	1:16.103	9
18	44	SS	James COOK	Radical SR3	16	21:03.857	2 laps	1 lap	88.96	1:15.966	14
19	25	CL	Andrew HARWOOD	Radical Clubs	16	21:11.758	2 laps	7.901	88.40	1:17.242	11

NOT CLASSIFIED

DNF	7	SS	Philip JENKINS	Radical SR3	17	19:55.951	1 lap	0.000	99.88	1:09.057	11
DNF	50	SS	Colin WILLMOTT	Radical PR6	14	18:26.669	4 laps	3 laps	88.89	1:11.202	9
DNF	11	CL	Ian CHARLES	Radical Clubs	4	7:07.694	14 laps	10 laps	65.72	1:20.947	2
DNF	72	SS	Nigel MORRISON	Radical PR6	2	9:37.402	16 laps	2 laps	24.34	1:19.579	1

FASTEST LAP

7	SS	Philip JENKINS	Radical SR3	11	1:09.057	101.75 mph	163.76 kph
2	BI	Mark GRIFFITHS	Radical SR4	9	1:12.896	96.39 mph	155.13 kph
3	IN	Jonathan WRIGHT	Radical PR6	16	1:09.214	101.52 mph	163.39 kph
25	CL	Andrew HARWOOD	Radical Clubs	11	1:17.242	90.97 mph	146.41 kph
95	PO	Richard STABLES	Radical PR6	7	1:11.154	98.75 mph	158.93 kph

Weather / Track : Cloudy / Dry

These results are provisional until the conclusion of any judicial and technical matters.

Snetterton
Circuit Length = 1.9520 miles
Start: 15:08 End: 15:31

Clerk of Course :

Timekeeper :

Radical Club Cup

RACE 1 - LAP CHART

Lap 1			Lap 2			Lap 3			Lap 4			Lap 5		
No	Behind	Laptime	No	Behind	Laptime	No	Behind	Laptime	No	Behind	Laptime	No	Behind	Laptime
3		1:16.371	3		1:09.810	3		1:09.672	3		1:09.227	3		1:09.216
7	1.498	1:17.869	7	2.410	1:10.722	7	3.412	1:10.674	7	4.043	1:09.858	7	4.664	1:09.837
20	2.660	1:19.031	20	3.372	1:10.522	20	3.902	1:10.202	20	4.651	1:09.976	20	5.316	1:09.881
72	3.208	1:19.579	23	6.468	1:11.806	23	7.981	1:11.185	23	10.408	1:11.654	23	12.138	1:10.946
23	4.472	1:20.843	1	8.516	1:13.359	37	10.700	1:11.717	37	12.678	1:11.205	37	14.647	1:11.185
1	4.967	1:21.338	37	8.655	1:12.833	95	11.148	1:11.796	95	13.113	1:11.192	95	15.204	1:11.307
37	5.632	1:22.003	95	9.024	1:12.765	1	11.624	1:12.780	1	13.548	1:11.151	1	15.965	1:11.633
95	6.069	1:22.440	10	10.578	1:12.991	50	13.597	1:12.532	50	15.993	1:11.623	50	18.190	1:11.413
10	7.397	1:23.768	50	10.737	1:11.901	10	14.834	1:13.928	10	17.923	1:12.316	10	20.411	1:11.704
50	8.646	1:25.017	59	15.461	1:15.263	59	21.169	1:15.380	59	27.020	1:15.078	59	32.857	1:15.053
59	10.008	1:26.379	55	18.145	1:15.813	55	24.561	1:16.088	55	31.645	1:16.311	33	38.008	1:15.090
19	10.511	1:26.882	33	20.907	1:16.193	33	25.704	1:14.469	33	32.134	1:15.657	55	38.836	1:16.407
55	12.142	1:28.513	25	23.317	1:18.889	52	30.444	1:16.760	52	36.955	1:15.738	52	43.023	1:15.284
25	14.238	1:30.609	52	23.356	1:18.523	25	33.375	1:19.730	81	40.125	1:15.760	81	46.686	1:15.777
33	14.524	1:30.895	38	23.723	1:18.671	81	33.592	1:18.286	25	43.991	1:19.843	69	49.171	1:13.664
52	14.643	1:31.014	44	24.410	1:17.741	2	34.802	1:18.555	2	44.221	1:18.646	2	50.579	1:15.574
38	14.862	1:31.233	81	24.978	1:16.889	69	35.186	1:16.701	19	44.505	1:17.331	19	53.581	1:18.292
11	16.177	1:32.548	2	25.919	1:18.633	44	35.585	1:20.847	44	44.718	1:18.360	38	53.934	1:16.935
44	16.479	1:32.850	11	27.314	1:20.947	19	36.401	1:17.744	69	44.723	1:18.764	25	53.947	1:19.172
2	17.096	1:33.467	69	28.157	1:16.480	91	37.677	1:18.790	91	45.653	1:17.203	44	54.733	1:19.231
91	17.885	1:34.256	19	28.329	1:27.628	38	41.425	1:27.374	38	46.215	1:14.017	91	54.982	1:18.545
81	17.899	1:34.270	91	28.559	1:20.484	11	42.089	1:24.447	11	55.915	1:23.053			
69	21.487	1:37.858												

Radical Club Cup

RACE 1 - LAP CHART

Lap 6			Lap 7			Lap 8			Lap 9			Lap 10		
No	Behind	Laptime	No	Behind	Laptime	No	Behind	Laptime	No	Behind	Laptime	No	Behind	Laptime
3		1:11.211	3		1:09.464	3		1:10.191	3		1:09.730	3		1:09.548
7	3.311	1:09.858	7	3.423	1:09.576	91	1 LAP	1:18.530	7	3.618	1:10.100	7	4.797	1:10.727
20	4.179	1:10.074	20	4.267	1:09.552	44	1 LAP	1:18.695	20	5.331	1:11.208	20	5.279	1:09.496
23	11.811	1:10.884	23	12.830	1:10.483	7	3.248	1:10.016	91	1 LAP	1:18.713	19	1 LAP	1:16.602
37	14.675	1:11.239	37	16.369	1:11.158	20	3.853	1:09.777	25	1 LAP	1:19.368	81	1 LAP	1:19.026
95	15.703	1:11.710	95	17.393	1:11.154	23	14.268	1:11.629	44	1 LAP	1:18.467	91	1 LAP	1:16.103
1	16.043	1:11.289	1	18.022	1:11.443	37	17.552	1:11.374	38	1 LAP	1:31.338	25	1 LAP	1:18.160
50	18.502	1:11.523	50	20.742	1:11.704	95	18.626	1:11.424	23	15.951	1:11.413	38	1 LAP	1:16.542
10	20.870	1:11.670	10	23.204	1:11.798	1	19.162	1:11.331	37	18.512	1:10.690	23	18.631	1:12.228
59	36.361	1:14.715	59	41.632	1:14.735	50	22.105	1:11.554	95	20.472	1:11.576	44	1 LAP	1:18.719
33	40.500	1:13.703	33	44.897	1:13.861	10	24.833	1:11.820	1	20.787	1:11.355	37	20.346	1:11.382
55	43.181	1:15.556	55	49.077	1:15.360	59	45.214	1:13.773	50	23.577	1:11.202	1	21.855	1:10.616
52	46.391	1:14.579	52	51.583	1:14.656	33	48.678	1:13.972	10	26.548	1:11.445	95	23.434	1:12.510
81	52.380	1:16.905	69	55.870	1:12.118	55	53.994	1:15.108	59	49.378	1:13.894	50	25.771	1:11.742
69	53.216	1:15.256	2	58.291	1:14.157	52	55.829	1:14.437	33	53.185	1:14.237	10	28.576	1:11.576
2	53.598	1:14.230	38	59.881	1:12.285	69	56.042	1:10.363	55	59.691	1:15.427	59	53.693	1:13.863
38	57.060	1:14.337	81	1:00.414	1:17.498	2	1:02.831	1:14.731	69	59.797	1:13.485	33	57.928	1:14.291
19	57.738	1:15.368	19	1:03.759	1:15.485	81	1:08.242	1:18.019	52	1:01.797	1:15.698	69	1:01.905	1:11.656
91	1:01.209	1:17.438	25	1:10.050	1:18.279	19	1:09.317	1:15.749	2	1:05.997	1:12.896	55	1:04.858	1:14.715
25	1:01.235	1:18.499										52	1:07.103	1:14.854
44	1:02.213	1:18.691												
72	4 LAPS	6:55.151												

Radical Club Cup

RACE 1 - LAP CHART


Lap 11			Lap 12			Lap 13			Lap 14			Lap 15		
No	Behind	Laptime	No	Behind	Laptime	No	Behind	Laptime	No	Behind	Laptime	No	Behind	Laptime
3		1:09.239	3		1:09.901	3		1:09.492	3		1:09.692	3		1:09.474
2	1 LAP	1:13.140	55	1 LAP	1:14.427	7	5.070	1:10.482	33	1 LAP	1:14.759	69	1 LAP	1:11.812
7	4.615	1:09.057	52	1 LAP	1:15.001	55	1 LAP	1:14.569	7	4.891	1:09.513	59	1 LAP	1:15.075
20	5.510	1:09.470	7	4.080	1:09.366	20	5.334	1:09.857	20	5.437	1:09.795	7	4.763	1:09.346
19	1 LAP	1:15.995	20	4.969	1:09.360	52	1 LAP	1:15.573	55	1 LAP	1:15.004	20	5.279	1:09.316
81	1 LAP	1:14.725	2	1 LAP	1:15.381	2	1 LAP	1:14.827	52	1 LAP	1:15.209	33	1 LAP	1:14.686
23	22.957	1:13.565	81	1 LAP	1:14.767	81	1 LAP	1:14.588	2	1 LAP	1:13.748	55	1 LAP	1:14.659
91	1 LAP	1:17.541	19	1 LAP	1:15.965	19	1 LAP	1:15.743	23	28.582	1:11.688	2	1 LAP	1:14.714
38	1 LAP	1:15.042	23	24.690	1:11.634	23	26.586	1:11.388	81	1 LAP	1:15.107	52	1 LAP	1:16.205
37	24.325	1:13.218	37	27.228	1:12.804	37	28.732	1:10.996	37	31.042	1:12.002	23	30.813	1:11.705
1	24.659	1:12.043	38	1 LAP	1:13.111	1	29.338	1:11.320	1	31.443	1:11.797	1	33.271	1:11.302
95	26.626	1:12.431	1	27.510	1:12.752	95	30.297	1:11.410	95	32.444	1:11.839	37	33.978	1:12.410
25	1 LAP	1:18.486	95	28.379	1:11.654	38	1 LAP	1:14.076	19	1 LAP	1:16.515	81	1 LAP	1:16.293
44	1 LAP	1:18.548	50	31.389	1:12.688	50	33.519	1:11.622	38	1 LAP	1:12.689	95	35.930	1:12.960
50	28.602	1:12.070	91	1 LAP	1:18.140	10	38.623	1:13.209	10	41.999	1:13.068	38	1 LAP	1:13.092
10	31.463	1:12.126	25	1 LAP	1:17.242	91	1 LAP	1:17.152	50	42.855	1:19.028	19	1 LAP	1:16.395
59	58.323	1:13.869	10	34.906	1:13.344	25	1 LAP	1:17.469	91	1 LAP	1:16.426	10	45.222	1:12.697
33	1:02.569	1:13.880	44	1 LAP	1:17.142	44	1 LAP	1:16.908	44	1 LAP	1:17.574	91	1 LAP	1:16.725
69	1:03.379	1:10.713	59	1:02.489	1:14.067	59	1:06.969	1:13.972	25	1 LAP	1:19.794	44	1 LAP	1:15.966
			69	1:04.626	1:11.148	69	1:07.426	1:12.292				25	1 LAP	1:18.872
			33	1:07.762	1:15.094									

Radical Club Cup
RACE 1 - LAP CHART

Lap 16			Lap 17			Lap 18		
No	Behind	Laptime	No	Behind	Laptime	No	Behind	Laptime
3		1:09.214	3		1:10.496	3		1:10.762
69	1 LAP	1:11.157	25	2 LAPS	1:18.874	44	2 LAPS	1:17.148
7	4.809	1:09.260	69	1 LAP	1:10.829	20	4.891	1:11.140
20	5.549	1:09.484	7	4.003	1:09.690	69	1 LAP	1:14.414
59	1 LAP	1:14.668	20	4.513	1:09.460	25	2 LAPS	1:18.472
33	1 LAP	1:14.327	59	1 LAP	1:13.852	59	1 LAP	1:14.076
55	1 LAP	1:13.976	33	1 LAP	1:14.097	33	1 LAP	1:15.962
2	1 LAP	1:13.023	55	1 LAP	1:14.548	55	1 LAP	1:14.446
52	1 LAP	1:14.760	2	1 LAP	1:13.361	2	1 LAP	1:14.246
23	33.709	1:12.110	52	1 LAP	1:15.130	52	1 LAP	1:15.372
1	34.006	1:09.949	23	35.275	1:12.062	23	36.987	1:12.474
37	35.390	1:10.626	1	35.643	1:12.133	37	37.599	1:12.248
81	1 LAP	1:14.156	37	36.113	1:11.219	1	37.902	1:13.021
95	40.985	1:14.269	81	1 LAP	1:14.114	95	45.593	1:11.611
38	1 LAP	1:12.687	95	44.744	1:14.255	38	1 LAP	1:14.156
19	1 LAP	1:15.777	38	1 LAP	1:13.821	81	1 LAP	1:15.926
10	48.231	1:12.223	10	50.548	1:12.813	10	52.279	1:12.493
91	1 LAP	1:18.334	19	1 LAP	1:16.030	19	1 LAP	1:15.545
44	1 LAP	1:16.970	91	1 LAP	1:16.605	91	1 LAP	1:17.941

Radical Club Cup

RACE 5 - GRID

ROW 12	1:18.704 11 Ian CHARLES	
ROW 11	1:15.899 91 David FRANKLAND	1:16.930 25 Andrew HARWOOD
ROW 10	1:15.771 81 Gordon PATTERSON	1:15.853 33 Simon WHITE
ROW 9	1:14.681 55 Robert BALDOCK	1:15.404 44 James COOK
ROW 8	1:13.980 19 Gary KANE	1:14.001 52 Nigel COX
ROW 7	1:13.023 59 Stephen LINDSAY	1:13.082 69 Simon POLAN
ROW 6	1:12.551 2 Mark GRIFFITHS	1:12.684 38 Richard FEARNES
ROW 5	1:10.921 50 Colin WILLMOTT	1:11.553 10 Jon ALI
ROW 4	1:10.466 37 Bill HENDERSON	1:10.812 95 Richard STABLES
ROW 3	1:10.081 72 Nigel MORRISON	1:10.142 23 Simon TILLING
ROW 2	1:09.592 20 Simon FISH	1:09.760 1 Paul STEELE
ROW 1	1:07.718 3 Jonathan WRIGHT	1:08.601 7 Philip JENKINS
Pole		
		

Snetterton
Circuit Length = 1.9517 miles

These results are provisional until the conclusion of any judicial and technical matters.

Clerk of Course :

Timekeeper :

Radical Club Cup

RACE 5 - CLASSIFICATION

POS	NO	CL	NAME	ENTRY	LAPS	TIME	GAP	DIFF	MPH	BEST	ON
1	3	IN	Jonathan WRIGHT	Radical PR6	15	20:46.255			84.57	1:08.964	8
2	7	SS	Philip JENKINS	Radical SR3	15	20:47.092	0.837	0.837	84.52	1:08.958	8
3	20	SS	Simon FISH	Radical SR3	15	20:47.349	1.094	0.257	84.50	1:08.944	8
4	95	PO	Richard STABLES	Radical PR6	15	20:49.013	2.758	1.664	84.39	1:10.522	10
5	1	SS	Paul STEELE	Radical SR3	15	20:49.409	3.154	0.396	84.36	1:10.187	15
6	23	SS	Simon TILLING	Radical SR3	15	20:50.968	4.713	1.559	84.26	1:10.248	15
7	69	SS	Simon DOLAN	Radical SR3	15	20:53.261	7.006	2.293	84.10	1:10.348	6
8	55	SS	Robert BALDOCK	Radical SR3	15	20:59.483	13.228	6.222	83.69	1:13.592	10
9	81	SS	Gordon PATTERSON	Radical PR6	15	21:00.521	14.266	1.038	83.62	1:14.339	7
10	59	IN	Stephen LINDSAY	Radical SR4	15	21:01.648	15.393	1.127	83.54	1:13.202	9
11	19	BI	Gary KANE	Radical SR4	15	21:02.092	15.837	0.444	83.51	1:14.544	6
12	26	CL	Mark BOOT	Radical Clubs	15	21:02.543	16.288	0.451	83.48	1:15.517	6
13	91	IN	David FRANKLAND	Radical SR4	15	21:03.626	17.371	1.083	83.41	1:16.157	10
14	37	SS	Bill HENDERSON	Radical SR3	15	21:06.367	20.112	2.741	83.23	1:10.626	10
15	25	CL	Andrew HARWOOD	Radical Clubs	15	21:07.128	20.873	0.761	83.18	1:17.758	10
16	38	SS	Richard FEARNES	Radical SR3	15	21:10.259	24.004	3.131	82.98	1:12.514	8

NOT CLASSIFIED

DNF	50	SS	Colin WILLMOTT	Radical PR6	14	19:39.790	1 lap	1 lap	83.38	1:10.635	7
DNC	52	IN	Nigel COX	Radical Prosp	11	21:46.821	4 laps	3 laps	59.14	1:25.379	2
DNF	10	SS	Jon ALI	Radical SR3	10	14:01.466	5 laps	1 lap	83.51	1:11.698	5
DNF	33	BI	Simon WHITE	Radical SR4	7	9:48.486	8 laps	3 laps	83.58	1:13.919	7
DNF	2	BI	Mark GRIFFITHS	Radical SR4	4	8:00.437	11 laps	3 laps	58.50	1:25.016	2
DNF	11	CL	Ian CHARLES	Radical Clubs	0						
DNF	44	SS	James COOK	Radical SR3	0						
DNF	72	SS	Nigel MORRISON	Radical PR6	0						

FASTEST LAP

20	SS	Simon FISH	Radical SR3	8	1:08.944	101.92 mph	164.03 kph
3	IN	Jonathan WRIGHT	Radical PR6	8	1:08.964	101.89 mph	163.98 kph
26	CL	Mark BOOT	Radical Clubs	6	1:15.517	93.05 mph	149.75 kph
33	BI	Simon WHITE	Radical SR4	7	1:13.919	95.06 mph	152.99 kph
95	PO	Richard STABLES	Radical PR6	10	1:10.522	99.64 mph	160.36 kph

Weather / Track : Cloudy / Dry

These results are provisional until the conclusion of any judicial and technical matters.

Snetterton
Circuit Length = 1.9520 miles
Start: 17:21 End: 17:43

Clerk of Course :

Timekeeper :

Radical Club Cup

RACE 5 - LAP CHART

Lap 1			Lap 2			Lap 3			Lap 4			Lap 5		
No	Behind	Laptime	No	Behind	Laptime	No	Behind	Laptime	No	Behind	Laptime	No	Behind	Laptime
7		1:16.950	7		1:10.042	7		1:54.374	7		1:37.165	3		1:09.770
3	0.424	1:17.374	3	0.341	1:09.959	3	0.373	1:54.406	3	0.259	1:37.051	7	1.740	1:11.769
95	1.622	1:18.572	95	2.972	1:11.392	95	1.320	1:52.722	95	1.449	1:37.294	95	2.643	1:11.223
1	2.522	1:19.472	1	3.416	1:10.936	1	2.705	1:53.663	1	2.001	1:36.461	20	2.973	1:10.600
20	2.938	1:19.888	20	3.486	1:10.590	20	3.283	1:54.171	20	2.402	1:36.284	1	3.858	1:11.886
50	3.500	1:20.450	50	4.807	1:11.349	50	4.257	1:53.824	50	2.825	1:35.733	50	4.662	1:11.866
10	4.338	1:21.288	10	6.320	1:12.024	10	5.074	1:53.128	10	3.750	1:35.841	10	5.419	1:11.698
23	4.857	1:21.807	23	6.764	1:11.949	23	5.510	1:53.120	23	4.750	1:36.405	23	5.989	1:11.268
37	5.829	1:22.779	37	7.565	1:11.778	37	5.934	1:52.743	37	4.970	1:36.201	69	6.930	1:11.177
69	6.704	1:23.654	69	8.259	1:11.597	69	6.865	1:52.980	69	5.782	1:36.082	37	7.131	1:12.190
19	7.766	1:24.716	33	12.512	1:14.479	33	7.911	1:49.773	33	6.974	1:36.228	38	10.460	1:12.905
33	8.075	1:25.025	38	13.006	1:14.146	38	9.314	1:50.682	38	7.584	1:35.435	33	11.715	1:14.770
59	8.435	1:25.385	19	14.127	1:16.403	19	9.924	1:50.171	19	8.322	1:35.563	19	13.313	1:15.020
38	8.902	1:25.852	59	14.357	1:15.964	59	10.580	1:50.597	59	8.710	1:35.295	59	13.999	1:15.318
55	11.114	1:28.064	81	17.218	1:15.665	81	12.127	1:49.283	81	10.211	1:35.249	81	14.870	1:14.688
81	11.595	1:28.545	55	18.919	1:17.847	55	14.856	1:50.311	55	12.793	1:35.102	55	18.884	1:16.120
25	13.834	1:30.784	25	24.405	1:20.613	26	16.191	1:46.079	26	13.851	1:34.825	26	21.251	1:17.429
26	14.464	1:31.414	26	24.486	1:20.064	25	16.531	1:46.500	25	14.393	1:35.027	25	22.224	1:17.860
52	15.182	1:32.132	91	24.715	1:19.382	91	17.123	1:46.782	91	14.904	1:34.946	91	23.006	1:18.131
91	15.375	1:32.325	52	30.519	1:25.379	52	17.684	1:41.539	52	15.315	1:34.796	52	30.746	1:25.460
2	16.778	1:33.728	2	31.752	1:25.016	2	21.373	1:43.995	2	26.540	1:42.332			

Radical Club Cup

RACE 5 - LAP CHART

Lap 6			Lap 7			Lap 8			Lap 9			Lap 10		
No	Behind	Laptime	No	Behind	Laptime	No	Behind	Laptime	No	Behind	Laptime	No	Behind	Laptime
3		1:09.113	3		1:09.386	3		1:08.964	3		1:09.029	3		1:09.096
7	2.145	1:09.518	7	1.883	1:09.124	7	1.877	1:08.958	7	2.055	1:09.207	7	2.802	1:09.843
20	3.355	1:09.495	20	2.993	1:09.024	20	2.973	1:08.944	20	3.282	1:09.338	20	3.361	1:09.175
95	5.411	1:11.881	95	7.065	1:11.040	95	8.648	1:10.547	95	10.405	1:10.786	95	11.831	1:10.522
1	5.753	1:11.008	1	7.469	1:11.102	1	9.127	1:10.622	1	10.961	1:10.863	1	12.199	1:10.334
50	6.746	1:11.197	50	7.995	1:10.635	50	10.862	1:11.831	52	3 LAPS	4:17.056	50	15.592	1:11.146
23	7.308	1:10.432	69	9.320	1:10.541	23	11.103	1:10.746	50	13.542	1:11.709	23	16.276	1:11.284
69	8.165	1:10.348	23	9.321	1:11.399	69	11.586	1:11.230	23	14.088	1:12.014	69	16.373	1:10.882
10	8.202	1:11.896	10	10.836	1:12.020	37	13.527	1:11.165	69	14.587	1:12.030	37	16.976	1:10.626
37	9.277	1:11.259	37	11.326	1:11.435	10	14.202	1:12.330	37	15.446	1:10.948	38	29.597	1:12.928
38	14.452	1:13.105	38	17.766	1:12.700	38	21.316	1:12.514	10	17.548	1:12.375	52	3 LAPS	1:29.341
33	16.894	1:14.292	33	21.427	1:13.919	59	27.256	1:13.533	38	25.765	1:13.478	59	35.911	1:13.578
19	18.744	1:14.544	59	22.687	1:13.204	81	31.881	1:15.562	59	31.429	1:13.202	81	45.647	1:15.598
59	18.869	1:13.983	81	25.283	1:14.339	19	33.492	1:15.240	81	39.145	1:16.293	19	46.844	1:15.720
81	20.330	1:14.573	19	27.216	1:17.858	55	37.860	1:14.943	19	40.220	1:15.757	55	47.667	1:13.592
55	25.965	1:16.194	55	31.881	1:15.302	26	42.764	1:17.155	55	43.171	1:14.340	26	57.895	1:16.461
26	27.655	1:15.517	26	34.573	1:16.304	91	50.567	1:18.492	26	50.530	1:16.795	91	1:07.010	1:16.157
91	31.207	1:17.314	25	40.658	1:18.748	25	50.596	1:18.902	91	59.949	1:18.411	10	1:07.318	1:58.866
25	31.296	1:18.185	91	41.039	1:19.218				25	1:00.409	1:18.842	25	1:09.071	1:17.758

Radical Club Cup

RACE 5 - LAP CHART

Lap 11			Lap 12			Lap 13			Lap 14			Lap 15		
No	Behind	Laptime	No	Behind	Laptime	No	Behind	Laptime	No	Behind	Laptime	No	Behind	Laptime
3		1:38.165	3		1:21.040	3		2:08.563	3		1:34.729	3		1:09.610
7	30.557	2:05.920	7	37.886	1:28.369	7	1.065	1:31.742	7	0.423	1:34.087	7	0.837	1:10.024
20	31.468	2:06.272	20	38.526	1:28.098	20	1.899	1:31.936	20	0.688	1:33.518	20	1.094	1:10.016
95	32.582	1:58.916	95	38.996	1:27.454	95	2.992	1:32.559	95	1.780	1:33.517	95	2.758	1:10.588
1	33.706	1:59.672	1	39.940	1:27.274	1	4.196	1:32.819	1	2.577	1:33.110	1	3.154	1:10.187
50	34.560	1:57.133	50	40.513	1:26.993	50	5.132	1:33.182	50	3.145	1:32.742	23	4.713	1:10.248
23	34.816	1:56.705	23	41.568	1:27.792	23	5.720	1:32.715	23	4.075	1:33.084	69	7.006	1:12.146
69	35.420	1:57.212	69	41.955	1:27.575	69	6.328	1:32.936	69	4.470	1:32.871	55	13.228	1:14.166
37	35.858	1:57.047	37	42.685	1:27.867	37	6.738	1:32.616	37	4.730	1:32.721	81	14.266	1:17.452
38	36.646	1:45.214	38	43.584	1:27.978	38	7.626	1:32.605	38	5.989	1:33.092	59	15.393	1:17.783
52	3 LAPS	1:44.045	52	3 LAPS	1:31.924	81	10.568	1:30.361	81	6.424	1:30.585	19	15.837	1:17.535
59	38.476	1:40.730	81	48.770	1:25.280	59	11.142	1:30.641	59	7.220	1:30.807	26	16.288	1:16.724
81	44.530	1:37.048	59	49.064	1:31.628	19	11.753	1:30.460	19	7.912	1:30.888	91	17.371	1:16.785
19	45.121	1:36.442	19	49.856	1:25.775	55	12.495	1:29.406	55	8.672	1:30.906	37	20.112	1:24.992
55	45.444	1:35.942	55	51.652	1:27.248	26	14.563	1:26.974	26	9.174	1:29.340	25	20.873	1:19.310
26	46.060	1:26.330	26	56.152	1:31.132	91	15.130	1:27.021	91	10.196	1:29.795	38	24.004	1:27.625
91	49.866	1:21.021	91	56.672	1:27.846	25	15.643	1:26.955	25	11.173	1:30.259	52	4 LAPS	1:28.258
25	50.350	1:19.444	25	57.251	1:27.941				52	4 LAPS	3:36.891			

Mini Challenge

QUALIFYING - CLASSIFICATION

POS	NO	CL	NAME	ENTRY	TIME	ON	LAPS	GAP	DIFF	MPH
1	30	S	Martin DEPPER	Mini Cooper S	1:21.127	9	14			86.60
2	7	S	Arthur FORSTER	Mini Cooper S	1:21.286	8	8	0.159	0.159	86.43
3	6	S	Jake PACKUN	Mini Cooper S	1:21.620	17	18	0.493	0.334	86.08
4	12	S	Jack STANFORD	Mini Cooper S	1:21.628	15	20	0.501	0.008	86.07
5	69	S	Ant SCRAGGS	Mini Cooper S	1:21.726	17	20	0.599	0.098	85.97
6	77	S	Jason GREATREX	Mini Cooper S	1:22.037	13	22	0.910	0.311	85.64
7	2	S	Gary KOUNNIS	Mini Cooper S	1:22.184	9	20	1.057	0.147	85.49
8	5	S	Stewart LINES	Mini Cooper S	1:22.215	4	18	1.088	0.031	85.46
9	99	S	Andy BEEVER	Mini Cooper S	1:22.328	17	21	1.201	0.113	85.34
10	3	S	Steve WOODS	Mini Cooper S	1:22.522	8	19	1.395	0.194	85.14
11	9	S	James WILLIAMS	Mini Cooper S	1:22.577	4	21	1.450	0.055	85.08
12	66	S	Steven LIQUORICE	Mini Cooper S	1:22.858	15	20	1.731	0.281	84.79
13	4	CL	Anthony WILLIAMS	Mini Cooper	1:28.636	6	17	7.509	5.778	79.27
14	31	CL	Keith ISSATT	Mini Cooper	1:28.689	4	18	7.562	0.053	79.22
15	20	CL	Graham PARSONS	Mini Cooper	1:28.734	15	18	7.607	0.045	79.18
16	17	CL	Joel WROE-JOHNSTON	Mini Cooper	1:29.179	3	16	8.052	0.445	78.78
17	35	CL	Josh WADDINGTON	Mini Cooper	1:29.519	15	18	8.392	0.340	78.48
18	76	CL	Peter SLEVIN	Mini Cooper S	1:29.576	13	19	8.449	0.057	78.43
19	42	CL	Dawn BOYD	Mini Cooper	1:29.674	14	19	8.547	0.098	78.35
20	79	CL	Aston BLAKE	Mini Cooper	1:29.688	15	18	8.561	0.014	78.34
21	19	CL	Sarah PARSONS	Mini Cooper	1:30.070	15	18	8.943	0.382	78.00
22	10	CL	Michelle NIXON	Mini Cooper	1:30.322	10	18	9.195	0.252	77.79
23	15	CL	Chris MOHAN	Mini Cooper S	1:31.816	9	17	10.689	1.494	76.52
24	18	CL	Nina-Jo ATKINSON	Mini Cooper	1:33.225	13	17	12.098	1.409	75.36
25	22	CL	Rebecca NUTTALL	Mini Cooper	1:35.254	13	15	14.127	2.029	73.76

Weather / Track : Cloudy / Dry

These results are provisional until the conclusion of any judicial and technical matters.

Snetterton
Circuit Length = 1.9517 miles
Start: 09:24 End: 09:56

Clerk of Course :

Timekeeper :

Mini Challenge

QUALIFYING - LAP ANALYSIS

2	Gary KOUNNIS		Mini Cooper S				
1 -	1:39.305	+ 17.121	9:26:52.395	11 -	1:27.877	+ 5.693	9:43:15.722
2 -	1:27.151	+ 4.967	9:28:19.546	12 -	1:24.027	+ 1.843	9:44:39.749
3 -	1:24.828	+ 2.644	9:29:44.374	13 -	1:23.314	+ 1.130	9:46:03.063
4 -	1:22.520	+ 0.336	9:31:06.894	14 -	1:22.837	+ 0.653	9:47:25.900
5 -	1:22.549	+ 0.365	9:32:29.443	15 -	1:22.942	+ 0.758	9:48:48.842
6 -	1:22.345	+ 0.161	9:33:51.788	16 -	1:23.043	+ 0.859	9:50:11.885
7 -	1:24.103	+ 1.919	9:35:15.891	17 -	1:22.813	+ 0.629	9:51:34.698
8 -	1:22.887	+ 0.703	9:36:38.778	18 -	1:24.318	+ 2.134	9:52:59.016
9 -	1:22.184		9:38:00.962	19 -	1:23.097	+ 0.913	9:54:22.113
10 -	3:46.883 P	+ 2:24.699	9:41:47.845	20 -	1:23.120	+ 0.936	9:55:45.233
3	Steve WOODS		Mini Cooper S				
1 -	1:39.019	+ 16.497	9:26:48.214	11 -	1:22.781	+ 0.259	9:40:50.083
2 -	1:27.460	+ 4.938	9:28:15.674	12 -	4:45.969 P	+ 3:23.447	9:45:36.052
3 -	1:24.576	+ 2.054	9:29:40.250	13 -	1:34.737	+ 12.215	9:47:10.789
4 -	1:24.065	+ 1.543	9:31:04.315	14 -	1:24.534	+ 2.012	9:48:35.323
5 -	1:23.568	+ 1.046	9:32:27.883	15 -	1:25.661	+ 3.139	9:50:00.984
6 -	1:23.564	+ 1.042	9:33:51.447	16 -	1:24.730	+ 2.208	9:51:25.714
7 -	1:25.484	+ 2.962	9:35:16.931	17 -	1:22.632	+ 0.110	9:52:48.346
8 -	1:22.522		9:36:39.453	18 -	1:23.130	+ 0.608	9:54:11.476
9 -	1:22.861	+ 0.339	9:38:02.314	19 -	1:23.946	+ 1.424	9:55:35.422
10 -	1:24.988	+ 2.466	9:39:27.302				
4	Anthony WILLIAMS		Mini Cooper				
1 -	1:42.980	+ 14.344	9:26:48.044	10 -	1:29.004	+ 0.368	9:42:39.315
2 -	1:33.846	+ 5.210	9:28:21.890	11 -	1:29.329	+ 0.693	9:44:08.644
3 -	1:29.552	+ 0.916	9:29:51.442	12 -	1:28.722	+ 0.086	9:45:37.366
4 -	3:35.527 P	+ 2:06.891	9:33:26.969	13 -	1:31.786	+ 3.150	9:47:09.152
5 -	1:47.717	+ 19.081	9:35:14.686	14 -	1:34.244	+ 5.608	9:48:43.396
6 -	1:28.636		9:36:43.322	15 -	1:36.398	+ 7.762	9:50:19.794
7 -	1:29.168	+ 0.532	9:38:12.490	16 -	1:29.654	+ 1.018	9:51:49.448
8 -	1:28.713	+ 0.077	9:39:41.203	17 -	1:29.540	+ 0.904	9:53:18.988
9 -	1:29.108	+ 0.472	9:41:10.311				
5	Stewart LINES		Mini Cooper S				
1 -	1:39.539	+ 17.324	9:26:47.565	10 -	1:27.492	+ 5.277	9:41:52.733
2 -	1:26.551	+ 4.336	9:28:14.116	11 -	1:22.448	+ 0.233	9:43:15.181
3 -	1:23.747	+ 1.532	9:29:37.863	12 -	1:23.130	+ 0.915	9:44:38.311
4 -	1:22.215		9:31:00.078	13 -	1:23.013	+ 0.798	9:46:01.324
5 -	1:23.414	+ 1.199	9:32:23.492	14 -	1:22.709	+ 0.494	9:47:24.033
6 -	1:23.233	+ 1.018	9:33:46.725	15 -	1:22.901	+ 0.686	9:48:46.934
7 -	1:25.782	+ 3.567	9:35:12.507	16 -	1:23.581	+ 1.366	9:50:10.515
8 -	1:23.130	+ 0.915	9:36:35.637	17 -	1:22.889	+ 0.674	9:51:33.404
9 -	3:49.604 P	+ 2:27.389	9:40:25.241	18 -	1:22.981	+ 0.766	9:52:56.385
6	Jake PACKUN		Mini Cooper S				
1 -	1:23.708	+ 2.088	9:29:10.182	10 -	1:30.963	+ 9.343	9:44:30.922
2 -	1:22.842	+ 1.222	9:30:33.024	11 -	1:21.705	+ 0.085	9:45:52.627
3 -	1:22.319	+ 0.699	9:31:55.343	12 -	1:21.972	+ 0.352	9:47:14.599
4 -	1:22.404	+ 0.784	9:33:17.747	13 -	1:22.767	+ 1.147	9:48:37.366
5 -	1:22.324	+ 0.704	9:34:40.071	14 -	1:22.283	+ 0.663	9:49:59.649
6 -	4:11.979	+ 2:50.359	9:38:52.050	15 -	1:25.105	+ 3.485	9:51:24.754
7 -	1:22.000	+ 0.380	9:40:14.050	16 -	1:21.970	+ 0.350	9:52:46.724
8 -	1:22.472	+ 0.852	9:41:36.522	17 -	1:21.620		9:54:08.344
9 -	1:23.437	+ 1.817	9:42:59.959	18 -	1:22.065	+ 0.445	9:55:30.409
7	Arthur FORSTER		Mini Cooper S				
1 -	2:00.177	+ 38.891	9:27:54.573	5 -	1:40.206	+ 18.920	9:33:50.393
2 -	1:32.401	+ 11.115	9:29:26.974	6 -	1:51.441	+ 30.155	9:35:41.834
3 -	1:21.613	+ 0.327	9:30:48.587	7 -	1:21.643	+ 0.357	9:37:03.477
4 -	1:21.600	+ 0.314	9:32:10.187	8 -	1:21.286		9:38:24.763

Snetterton
 Circuit Length = 1.9517 miles
 Start: 09:24 End: 09:56

Weather / Track : Cloudy / Dry

Mini Challenge

QUALIFYING - LAP ANALYSIS

9	James WILLIAMS						Mini Cooper S					
1 -	1:35.715	+ 13.138	9:26:33.131	12 -	1:23.510	+ 0.933	9:42:00.807					
2 -	1:33.564	+ 10.987	9:28:06.695	13 -	1:22.787	+ 0.210	9:43:23.594					
3 -	1:23.219	+ 0.642	9:29:29.914	14 -	2:29.825 P	+ 1:07.248	9:45:53.419					
4 -	1:22.577		9:30:52.491	15 -	1:34.220	+ 11.643	9:47:27.639					
5 -	1:22.862	+ 0.285	9:32:15.353	16 -	1:24.241	+ 1.664	9:48:51.880					
6 -	1:23.388	+ 0.811	9:33:38.741	17 -	1:23.390	+ 0.813	9:50:15.270					
7 -	1:24.895	+ 2.318	9:35:03.636	18 -	1:23.167	+ 0.590	9:51:38.437					
8 -	1:24.685	+ 2.108	9:36:28.321	19 -	1:23.648	+ 1.071	9:53:02.085					
9 -	1:23.132	+ 0.555	9:37:51.453	20 -	1:22.885	+ 0.308	9:54:24.970					
10 -	1:22.924	+ 0.347	9:39:14.377	21 -	1:22.953	+ 0.376	9:55:47.923					
11 -	1:22.920	+ 0.343	9:40:37.297									
10	Michelle NIXON						Mini Cooper					
1 -	1:47.734	+ 17.412	9:26:54.929	10 -	1:30.322		9:40:44.266					
2 -	1:34.491	+ 4.169	9:28:29.420	11 -	3:47.841 P	+ 2:17.519	9:44:32.107					
3 -	1:32.232	+ 1.910	9:30:01.652	12 -	1:33.712	+ 3.390	9:46:05.819					
4 -	1:31.320	+ 0.998	9:31:32.972	13 -	1:30.330	+ 0.008	9:47:36.149					
5 -	1:36.447	+ 6.125	9:33:09.419	14 -	1:31.395	+ 1.073	9:49:07.544					
6 -	1:31.409	+ 1.087	9:34:40.828	15 -	1:30.399	+ 0.077	9:50:37.943					
7 -	1:31.934	+ 1.612	9:36:12.762	16 -	1:30.988	+ 0.666	9:52:08.931					
8 -	1:30.591	+ 0.269	9:37:43.353	17 -	1:30.717	+ 0.395	9:53:39.648					
9 -	1:30.591	+ 0.269	9:39:13.944	18 -	1:33.580	+ 3.258	9:55:13.228					
12	Jack STANFORD						Mini Cooper S					
1 -	1:40.662	+ 19.034	9:26:40.152	11 -	1:22.450	+ 0.822	9:42:06.309					
2 -	1:27.537	+ 5.909	9:28:07.689	12 -	1:24.946	+ 3.318	9:43:31.255					
3 -	1:26.227	+ 4.599	9:29:33.916	13 -	1:21.755	+ 0.127	9:44:53.010					
4 -	1:22.123	+ 0.495	9:30:56.039	14 -	1:21.955	+ 0.327	9:46:14.965					
5 -	1:22.144	+ 0.516	9:32:18.183	15 -	1:21.628		9:47:36.593					
6 -	1:22.152	+ 0.524	9:33:40.335	16 -	1:21.738	+ 0.110	9:48:58.331					
7 -	1:21.906	+ 0.278	9:35:02.241	17 -	1:21.997	+ 0.369	9:50:20.328					
8 -	2:53.629 P	+ 1:32.001	9:37:55.870	18 -	2:23.414 P	+ 1:01.786	9:52:43.742					
9 -	1:25.847	+ 4.219	9:39:21.717	19 -	1:28.653	+ 7.025	9:54:12.395					
10 -	1:22.142	+ 0.514	9:40:43.859	20 -	1:21.989	+ 0.361	9:55:34.384					
15	Chris MOHAN						Mini Cooper S					
1 -	1:37.861	+ 6.045	9:29:02.759	10 -	1:33.585	+ 1.769	9:43:08.002					
2 -	1:36.683	+ 4.867	9:30:39.442	11 -	1:32.552	+ 0.736	9:44:40.554					
3 -	1:37.420	+ 5.604	9:32:16.862	12 -	1:38.632	+ 6.816	9:46:19.186					
4 -	1:34.150	+ 2.334	9:33:51.012	13 -	1:33.707	+ 1.891	9:47:52.893					
5 -	1:34.411	+ 2.595	9:35:25.423	14 -	1:32.339	+ 0.523	9:49:25.232					
6 -	1:32.703	+ 0.887	9:36:58.126	15 -	1:32.115	+ 0.299	9:50:57.347					
7 -	1:32.515	+ 0.699	9:38:30.641	16 -	1:33.634	+ 1.818	9:52:30.981					
8 -	1:31.960	+ 0.144	9:40:02.601	17 -	1:32.156	+ 0.340	9:54:03.137					
9 -	1:31.816		9:41:34.417									
17	Joel WROE-JOHNSTON						Mini Cooper					
1 -	1:32.013	+ 2.834	9:28:28.382	9 -	1:29.959	+ 0.780	9:40:32.729					
2 -	1:29.984	+ 0.805	9:29:58.366	10 -	1:30.762	+ 1.583	9:42:03.491					
3 -	1:29.179		9:31:27.545	11 -	1:32.507	+ 3.328	9:43:35.998					
4 -	1:29.637	+ 0.458	9:32:57.182	12 -	1:29.647	+ 0.468	9:45:05.645					
5 -	1:35.756	+ 6.577	9:34:32.938	13 -	1:29.543	+ 0.364	9:46:35.188					
6 -	1:29.249	+ 0.070	9:36:02.187	14 -	1:29.951	+ 0.772	9:48:05.139					
7 -	1:30.352	+ 1.173	9:37:32.539	15 -	2:08.502	+ 39.323	9:50:13.641					
8 -	1:30.231	+ 1.052	9:39:02.770	16 -	1:30.835	+ 1.656	9:51:44.476					
18	Nina-Jo ATKINSON						Mini Cooper					
1 -	1:49.456	+ 16.231	9:27:01.236	10 -	1:34.545	+ 1.320	9:43:08.003					
2 -	1:39.639	+ 6.414	9:28:40.875	11 -	1:33.942	+ 0.717	9:44:41.945					
3 -	1:37.027	+ 3.802	9:30:17.902	12 -	1:33.469	+ 0.244	9:46:15.414					
4 -	1:35.354	+ 2.129	9:31:53.256	13 -	1:33.225		9:47:48.639					
5 -	1:35.018	+ 1.793	9:33:28.274	14 -	1:34.505	+ 1.280	9:49:23.144					
6 -	1:33.687	+ 0.462	9:35:01.961	15 -	1:33.268	+ 0.043	9:50:56.412					

Snetterton
 Circuit Length = 1.9517 miles
 Start: 09:24 End: 09:56

Weather / Track : Cloudy / Dry

Mini Challenge

QUALIFYING - LAP ANALYSIS

7 -	3:19.860 P	+ 1:46.635	9:38:21.821	16 -	3:29.543 P	+ 1:56.318	9:54:25.955
8 -	1:37.788	+ 4.563	9:39:59.609	17 -	1:36.238	+ 3.013	9:56:02.193
9 -	1:33.849	+ 0.624	9:41:33.458				
19	Sarah PARSONS			Mini Cooper			
1 -	1:56.702	+ 26.632	9:27:15.720	10 -	4:26.419 P	+ 2:56.349	9:43:54.055
2 -	1:36.157	+ 6.087	9:28:51.877	11 -	1:36.588	+ 6.518	9:45:30.643
3 -	1:31.596	+ 1.526	9:30:23.473	12 -	1:30.110	+ 0.040	9:47:00.753
4 -	1:30.929	+ 0.859	9:31:54.402	13 -	1:30.523	+ 0.453	9:48:31.276
5 -	1:31.198	+ 1.128	9:33:25.600	14 -	1:31.702	+ 1.632	9:50:02.978
6 -	1:30.514	+ 0.444	9:34:56.114	15 -	1:30.070		9:51:33.048
7 -	1:30.231	+ 0.161	9:36:26.345	16 -	1:30.519	+ 0.449	9:53:03.567
8 -	1:30.201	+ 0.131	9:37:56.546	17 -	1:30.421	+ 0.351	9:54:33.988
9 -	1:31.090	+ 1.020	9:39:27.636	18 -	1:30.550	+ 0.480	9:56:04.538
20	Graham PARSONS			Mini Cooper			
1 -	2:03.749	+ 35.015	9:27:31.615	10 -	1:39.918	+ 11.184	9:44:11.291
2 -	1:31.434	+ 2.700	9:29:03.049	11 -	1:29.061	+ 0.327	9:45:40.352
3 -	1:29.795	+ 1.061	9:30:32.844	12 -	1:34.472	+ 5.738	9:47:14.824
4 -	1:29.886	+ 1.152	9:32:02.730	13 -	1:28.760	+ 0.026	9:48:43.584
5 -	1:29.832	+ 1.098	9:33:32.562	14 -	1:29.073	+ 0.339	9:50:12.657
6 -	1:29.581	+ 0.847	9:35:02.143	15 -	1:28.734		9:51:41.391
7 -	1:29.361	+ 0.627	9:36:31.504	16 -	1:30.241	+ 1.507	9:53:11.632
8 -	1:30.204	+ 1.470	9:38:01.708	17 -	1:29.586	+ 0.852	9:54:41.218
9 -	4:29.665 P	+ 3:00.931	9:42:31.373	18 -	1:29.461	+ 0.727	9:56:10.679
22	Rebecca NUTTALL			Mini Cooper			
1 -	1:58.791	+ 23.537	9:28:02.647	9 -	1:36.274	+ 1.020	9:41:06.334
2 -	1:42.982	+ 7.728	9:29:45.629	10 -	1:36.320	+ 1.066	9:42:42.654
3 -	1:37.380	+ 2.126	9:31:23.009	11 -	6:12.746 P	+ 4:37.492	9:48:55.400
4 -	1:39.110	+ 3.856	9:33:02.119	12 -	1:49.355	+ 14.101	9:50:44.755
5 -	1:36.808	+ 1.554	9:34:38.927	13 -	1:35.254		9:52:20.009
6 -	1:37.844	+ 2.590	9:36:16.771	14 -	1:35.346	+ 0.092	9:53:55.355
7 -	1:37.274	+ 2.020	9:37:54.045	15 -	1:35.861	+ 0.607	9:55:31.216
8 -	1:36.015	+ 0.761	9:39:30.060				
30	Martin DEPPER			Mini Cooper S			
1 -	1:56.874	+ 35.747	9:27:48.595	8 -	1:25.960	+ 4.833	9:37:33.024
2 -	1:24.644	+ 3.517	9:29:13.239	9 -	1:21.127		9:38:54.151
3 -	1:22.475	+ 1.348	9:30:35.714	10 -	1:21.590	+ 0.463	9:40:15.741
4 -	1:21.824	+ 0.697	9:31:57.538	11 -	1:33.434	+ 12.307	9:41:49.175
5 -	1:21.361	+ 0.234	9:33:18.899	12 -	1:30.953	+ 9.826	9:43:20.128
6 -	1:21.458	+ 0.331	9:34:40.357	13 -	1:21.744	+ 0.617	9:44:41.872
7 -	1:26.707	+ 5.580	9:36:07.064	14 -	1:25.440	+ 4.313	9:46:07.312
31	Keith ISSATT			Mini Cooper			
1 -	1:50.969	+ 22.280	9:26:57.296	10 -	1:29.654	+ 0.965	9:43:50.161
2 -	1:33.272	+ 4.583	9:28:30.568	11 -	1:29.388	+ 0.699	9:45:19.549
3 -	1:29.035	+ 0.346	9:29:59.603	12 -	1:29.487	+ 0.798	9:46:49.036
4 -	1:28.689		9:31:28.292	13 -	1:29.373	+ 0.684	9:48:18.409
5 -	1:29.376	+ 0.687	9:32:57.668	14 -	1:42.164	+ 13.475	9:50:00.573
6 -	1:34.096	+ 5.407	9:34:31.764	15 -	1:36.333	+ 7.644	9:51:36.906
7 -	1:29.540	+ 0.851	9:36:01.304	16 -	1:35.434	+ 6.745	9:53:12.340
8 -	4:37.265 P	+ 3:08.576	9:40:38.569	17 -	1:30.201	+ 1.512	9:54:42.541
9 -	1:41.938	+ 13.249	9:42:20.507	18 -	1:30.469	+ 1.780	9:56:13.010
35	Josh WADDINGTON			Mini Cooper			
1 -	2:08.938	+ 39.419	9:27:43.649	10 -	1:31.139	+ 1.620	9:43:35.494
2 -	1:35.464	+ 5.945	9:29:19.113	11 -	1:30.041	+ 0.522	9:45:05.535
3 -	1:31.150	+ 1.631	9:30:50.263	12 -	1:32.097	+ 2.578	9:46:37.632
4 -	1:31.539	+ 2.020	9:32:21.802	13 -	1:29.644	+ 0.125	9:48:07.276
5 -	1:30.459	+ 0.940	9:33:52.261	14 -	1:31.456	+ 1.937	9:49:38.732
6 -	1:31.613	+ 2.094	9:35:23.874	15 -	1:29.519		9:51:08.251
7 -	3:30.695 P	+ 2:01.176	9:38:54.569	16 -	1:29.564	+ 0.045	9:52:37.815
8 -	1:38.447	+ 8.928	9:40:33.016	17 -	1:29.656	+ 0.137	9:54:07.471

Snetterton
 Circuit Length = 1.9517 miles
 Start: 09:24 End: 09:56

Weather / Track : Cloudy / Dry

Mini Challenge

QUALIFYING - LAP ANALYSIS

9 -	1:31.339	+ 1.820	9:42:04.355	18 -	1:34.110	+ 4.591	9:55:41.581
42	Dawn BOYD		Mini Cooper				
1 -	1:56.925	+ 27.251	9:27:14.614	11 -	1:30.212	+ 0.538	9:42:48.461
2 -	1:42.336	+ 12.662	9:28:56.950	12 -	1:30.395	+ 0.721	9:44:18.856
3 -	1:41.603	+ 11.929	9:30:38.553	13 -	1:31.031	+ 1.357	9:45:49.887
4 -	1:34.797	+ 5.123	9:32:13.350	14 -	1:29.674		9:47:19.561
5 -	1:32.248	+ 2.574	9:33:45.598	15 -	1:48.834	+ 19.160	9:49:08.395
6 -	1:31.867	+ 2.193	9:35:17.465	16 -	1:31.624	+ 1.950	9:50:40.019
7 -	1:30.562	+ 0.888	9:36:48.027	17 -	1:30.530	+ 0.856	9:52:10.549
8 -	1:30.162	+ 0.488	9:38:18.189	18 -	1:29.745	+ 0.071	9:53:40.294
9 -	1:30.023	+ 0.349	9:39:48.212	19 -	1:31.470	+ 1.796	9:55:11.764
10 -	1:30.037	+ 0.363	9:41:18.249				
66	Steven LIQUORICE		Mini Cooper S				
1 -	1:39.465	+ 16.607	9:26:40.755	11 -	1:23.043	+ 0.185	9:40:43.709
2 -	1:28.907	+ 6.049	9:28:09.662	12 -	1:23.669	+ 0.811	9:42:07.378
3 -	1:25.105	+ 2.247	9:29:34.767	13 -	1:24.724	+ 1.866	9:43:32.102
4 -	1:23.709	+ 0.851	9:30:58.476	14 -	1:23.266	+ 0.408	9:44:55.368
5 -	1:23.246	+ 0.388	9:32:21.722	15 -	1:22.858		9:46:18.226
6 -	1:24.049	+ 1.191	9:33:45.771	16 -	1:23.020	+ 0.162	9:47:41.246
7 -	1:23.799	+ 0.941	9:35:09.570	17 -	1:23.941	+ 1.083	9:49:05.187
8 -	1:23.843	+ 0.985	9:36:33.413	18 -	1:25.905	+ 3.047	9:50:31.092
9 -	1:23.495	+ 0.637	9:37:56.908	19 -	1:22.935	+ 0.077	9:51:54.027
10 -	1:23.758	+ 0.900	9:39:20.666	20 -	1:23.010	+ 0.152	9:53:17.037
69	Ant SCRAGGS		Mini Cooper S				
1 -	1:38.987	+ 17.261	9:26:49.635	11 -	1:22.207	+ 0.481	9:42:40.064
2 -	1:29.031	+ 7.305	9:28:18.666	12 -	1:22.962	+ 1.236	9:44:03.026
3 -	1:24.278	+ 2.552	9:29:42.944	13 -	1:22.913	+ 1.187	9:45:25.939
4 -	1:22.694	+ 0.968	9:31:05.638	14 -	1:22.353	+ 0.627	9:46:48.292
5 -	1:22.642	+ 0.916	9:32:28.280	15 -	1:22.313	+ 0.587	9:48:10.605
6 -	3:06.972 P	+ 1:45.246	9:35:35.252	16 -	1:25.788	+ 4.062	9:49:36.393
7 -	1:31.126	+ 9.400	9:37:06.378	17 -	1:21.726		9:50:58.119
8 -	1:25.947	+ 4.221	9:38:32.325	18 -	1:22.503	+ 0.777	9:52:20.622
9 -	1:23.588	+ 1.862	9:39:55.913	19 -	1:22.636	+ 0.910	9:53:43.258
10 -	1:21.944	+ 0.218	9:41:17.857	20 -	1:22.284	+ 0.558	9:55:05.542
76	Peter SLEVIN		Mini Cooper S				
1 -	1:39.006	+ 9.430	9:28:57.235	11 -	1:33.259	+ 3.683	9:44:18.550
2 -	1:32.847	+ 3.271	9:30:30.082	12 -	1:32.128	+ 2.552	9:45:50.678
3 -	1:33.752	+ 4.176	9:32:03.834	13 -	1:29.576		9:47:20.254
4 -	1:30.488	+ 0.912	9:33:34.322	14 -	1:31.367	+ 1.791	9:48:51.621
5 -	1:31.671	+ 2.095	9:35:05.993	15 -	1:33.806	+ 4.230	9:50:25.427
6 -	1:32.786	+ 3.210	9:36:38.779	16 -	1:30.824	+ 1.248	9:51:56.251
7 -	1:34.857	+ 5.281	9:38:13.636	17 -	1:31.483	+ 1.907	9:53:27.734
8 -	1:30.736	+ 1.160	9:39:44.372	18 -	1:31.458	+ 1.882	9:54:59.192
9 -	1:30.598	+ 1.022	9:41:14.970	19 -	1:30.681	+ 1.105	9:56:29.873
10 -	1:30.321	+ 0.745	9:42:45.291				
77	Jason GREATREX		Mini Cooper S				
1 -	1:50.791	+ 28.754	9:26:53.902	12 -	1:22.518	+ 0.481	9:42:20.409
2 -	1:31.598	+ 9.561	9:28:25.500	13 -	1:22.037		9:43:42.446
3 -	1:25.355	+ 3.318	9:29:50.855	14 -	1:22.655	+ 0.618	9:45:05.101
4 -	1:24.295	+ 2.258	9:31:15.150	15 -	1:22.177	+ 0.140	9:46:27.278
5 -	1:23.218	+ 1.181	9:32:38.368	16 -	1:22.753	+ 0.716	9:47:50.031
6 -	1:23.040	+ 1.003	9:34:01.408	17 -	1:28.495	+ 6.458	9:49:18.526
7 -	1:22.994	+ 0.957	9:35:24.402	18 -	1:23.075	+ 1.038	9:50:41.601
8 -	1:22.584	+ 0.547	9:36:46.986	19 -	1:22.683	+ 0.646	9:52:04.284
9 -	1:22.165	+ 0.128	9:38:09.151	20 -	1:22.977	+ 0.940	9:53:27.261
10 -	1:22.781	+ 0.744	9:39:31.932	21 -	1:22.651	+ 0.614	9:54:49.912
11 -	1:25.959	+ 3.922	9:40:57.891	22 -	1:22.508	+ 0.471	9:56:12.420
79	Aston BLAKE		Mini Cooper				
1 -	1:43.823	+ 14.135	9:26:42.427	10 -	1:32.621	+ 2.933	9:44:05.790

Snetterton
 Circuit Length = 1.9517 miles
 Start: 09:24 End: 09:56

Weather / Track : Cloudy / Dry


Mini Challenge

QUALIFYING - LAP ANALYSIS

2 -	1:35.376	+ 5.688	9:28:17.803	11 -	1:31.099	+ 1.411	9:45:36.889
3 -	1:32.143	+ 2.455	9:29:49.946	12 -	1:30.141	+ 0.453	9:47:07.030
4 -	1:33.905	+ 4.217	9:31:23.851	13 -	1:31.012	+ 1.324	9:48:38.042
5 -	1:31.974	+ 2.286	9:32:55.825	14 -	1:30.254	+ 0.566	9:50:08.296
6 -	1:33.234	+ 3.546	9:34:29.059	15 -	1:29.688		9:51:37.984
7 -	1:33.993	+ 4.305	9:36:03.052	16 -	1:32.020	+ 2.332	9:53:10.004
8 -	4:53.081 P	+ 3:23.393	9:40:56.133	17 -	1:30.289	+ 0.601	9:54:40.293
9 -	1:37.036	+ 7.348	9:42:33.169	18 -	1:32.685	+ 2.997	9:56:12.978
99	Andy BEEVER						
	Mini Cooper S						
1 -	1:55.565	+ 33.237	9:27:19.843	12 -	1:22.905	+ 0.577	9:42:59.614
2 -	1:28.016	+ 5.688	9:28:47.859	13 -	1:22.436	+ 0.108	9:44:22.050
3 -	1:24.145	+ 1.817	9:30:12.004	14 -	1:22.767	+ 0.439	9:45:44.817
4 -	1:23.388	+ 1.060	9:31:35.392	15 -	1:22.545	+ 0.217	9:47:07.362
5 -	1:22.915	+ 0.587	9:32:58.307	16 -	1:22.786	+ 0.458	9:48:30.148
6 -	1:23.747	+ 1.419	9:34:22.054	17 -	1:22.328		9:49:52.476
7 -	1:22.811	+ 0.483	9:35:44.865	18 -	1:41.293	+ 18.965	9:51:33.769
8 -	1:22.412	+ 0.084	9:37:07.277	19 -	1:25.066	+ 2.738	9:52:58.835
9 -	1:22.736	+ 0.408	9:38:30.013	20 -	1:22.862	+ 0.534	9:54:21.697
10 -	1:22.833	+ 0.505	9:39:52.846	21 -	1:22.355	+ 0.027	9:55:44.052
11 -	1:43.863	+ 21.535	9:41:36.709				

Mini Challenge

RACE 2 - GRID

ROW 13	1:35.254 22 Rebecca NUTTALL		
ROW 12		1:31.816 15 Chris MOHAN	1:33.225 18 Nina-Jo ATKINSON
ROW 11	1:30.070 19 Sarah PARSONS		1:30.322 10 Michelle NIXON
ROW 10		1:29.674 42 Dawn BOYD	1:29.688 79 Aston BLAKE
ROW 9	1:29.519 35 Josh WADDINGTON		1:29.576 76 Peter SLEVIN
ROW 8		1:28.734 20 Graham PARSONS	1:29.179 17 Joel WROE-JOHNSTON
ROW 7	1:28.636 4 Anthony WILLIAMS		1:28.689 31 Keith ISSATT
ROW 6		1:22.577 9 James WILLIAMS	1:22.858 66 Steven LIQUORICE
ROW 5	1:22.328 99 Andy BEEVER		1:22.522 3 Steve WOODS
ROW 4		1:22.184 2 Gary KOUNNIS	1:22.215 5 Stewart LINES
ROW 3	1:21.726 69 Ant SCRAGGS		1:22.037 77 Jason GREATREX
ROW 2		1:21.620 6 Jake PACKUN	1:21.628 12 Jack STANFORD
ROW 1	1:21.127 30 Martin DEPPER		1:21.286 7 Arthur FORSTER
Pole			
			

Snetterton
Circuit Length = 1.9517 miles

These results are provisional until the conclusion of any judicial and technical matters.

Clerk of Course :

Timekeeper :

Mini Challenge

RACE 2 - CLASSIFICATION

POS	NO	CL	NAME	ENTRY	LAPS	TIME	GAP	DIFF	MPH	BEST	ON
1	12	S	Jack STANFORD	Mini Cooper S	15	20:49.915			84.33	1:21.430	5
2	30	S	Martin DEPPER	Mini Cooper S	15	20:50.340	0.425	0.425	84.30	1:22.059	4
3	7	S	Arthur FORSTER	Mini Cooper S	15	20:55.973	6.058	5.633	83.92	1:21.520	4
4	69	S	Ant SCRAGG	Mini Cooper S	15	20:56.764	6.849	0.791	83.87	1:22.590	3
5	99	S	Andy BEEVER	Mini Cooper S	15	20:56.946	7.031	0.182	83.85	1:22.124	2
6	2	S	Gary KOUNNIS	Mini Cooper S	15	21:11.238	21.323	14.292	82.91	1:23.070	12
7	3	S	Steve WOOD	Mini Cooper S	15	21:11.417	21.502	0.179	82.90	1:22.998	2
8	9	S	James WILLIAMS	Mini Cooper S	15	21:12.607	22.692	1.190	82.82	1:23.239	2
9	66	S	Steven LIQUORICE	Mini Cooper S	15	21:16.028	26.113	3.421	82.60	1:23.754	6
10	6	S	Jake PACKUN	Mini Cooper S	15	22:02.608	1:12.693	46.580	79.69	1:22.150	4
11	77	S	Jason GREATREX	Mini Cooper S	15	22:14.944	1:25.029	12.336	78.95	1:21.977	4
12	4	CL	Anthony WILLIAMS	Mini Cooper	14	21:05.903	1 lap	1 lap	77.71	1:29.031	4
13	20	CL	Graham PARSONS	Mini Cooper	14	21:07.911	1 lap	2.008	77.59	1:29.206	10
14	31	CL	Keith ISSATT	Mini Cooper	14	21:11.737	1 lap	3.826	77.35	1:29.572	7
15	35	CL	Josh WADDINGTON	Mini Cooper	14	21:14.564	1 lap	2.827	77.18	1:29.876	5
16	10	CL	Michelle NIXON	Mini Cooper	14	21:14.883	1 lap	0.319	77.16	1:29.579	10
17	17	CL	Joel WROE-JOHNSTON	Mini Cooper	14	21:19.973	1 lap	5.090	76.86	1:29.910	3
18	19	CL	Sarah PARSONS	Mini Cooper	14	21:27.215	1 lap	7.242	76.42	1:30.253	2
19	76	CL	Peter SLEVIN	Mini Cooper	14	21:32.795	1 lap	5.580	76.09	1:29.925	2
20	42	CL	Dawn BOYD	Mini Cooper	14	21:44.078	1 lap	11.283	75.43	1:30.937	12
21	15	CL	Chris MOHAN	Mini Cooper	14	22:06.144	1 lap	22.066	74.18	1:32.774	12
22	18	CL	Nina-Jo ATKINSON	Mini Cooper	13	20:57.309	2 laps	1 lap	72.65	1:33.568	10
23	22	CL	Rebecca NUTTALL	Mini Cooper	13	20:58.660	2 laps	1.351	72.57	1:34.144	8

NOT CLASSIFIED

DNF	5	S	Stewart LINES	Mini Cooper S	4	5:40.849	11 laps	9 laps	82.46	1:22.808	4
-----	---	---	---------------	---------------	---	----------	---------	--------	-------	----------	---

FASTEST LAP

12	S	Jack STANFORD	Mini Cooper S	5	1:21.430	86.29 mph	138.88 kph
4	CL	Anthony WILLIAMS	Mini Cooper	4	1:29.031	78.92 mph	127.02 kph

Weather / Track : Cloudy / Dry

These results are provisional until the conclusion of any judicial and technical matters.

Snetterton
Circuit Length = 1.9520 miles
Start: 15:42 End: 16:05

Clerk of Course :	Timekeeper :
-------------------	--------------

Mini Challenge

RACE 2 - LAP CHART

Lap 1			Lap 2			Lap 3			Lap 4			Lap 5		
No	Behind	Laptime	No	Behind	Laptime	No	Behind	Laptime	No	Behind	Laptime	No	Behind	Laptime
30		1:28.861	30		1:22.584	30		1:22.496	30		1:22.059	30		1:22.472
6	0.257	1:29.118	6	0.328	1:22.655	6	0.280	1:22.448	6	0.371	1:22.150	6	0.343	1:22.444
77	0.332	1:29.193	77	0.776	1:23.028	77	0.948	1:22.668	77	0.866	1:21.977	7	1.333	1:22.842
7	0.523	1:29.384	99	1.722	1:22.124	7	1.502	1:21.952	7	0.963	1:21.520	12	1.672	1:21.430
12	1.064	1:29.925	7	2.046	1:24.107	12	2.863	1:22.750	12	2.714	1:21.910	77	2.305	1:23.911
69	2.116	1:30.977	12	2.609	1:24.129	99	2.982	1:23.756	99	3.615	1:22.692	99	3.317	1:22.174
99	2.182	1:31.043	69	3.184	1:23.652	69	3.278	1:22.590	69	4.569	1:23.350	69	4.827	1:22.730
5	3.079	1:31.940	5	3.766	1:23.271	5	4.100	1:22.830	5	4.849	1:22.808	9	7.458	1:23.365
9	3.463	1:32.324	9	4.118	1:23.239	9	5.088	1:23.466	9	6.565	1:23.536	3	7.784	1:23.011
3	5.125	1:33.986	3	5.539	1:22.998	3	6.225	1:23.182	3	7.245	1:23.079	66	12.301	1:23.957
2	5.839	1:34.700	2	7.172	1:23.917	2	8.581	1:23.905	66	10.816	1:23.920	2	12.615	1:23.757
66	6.034	1:34.895	66	7.363	1:23.913	66	8.955	1:24.088	2	11.330	1:24.808	4	39.015	1:29.605
31	9.429	1:38.290	4	17.015	1:30.003	4	24.910	1:30.391	4	31.882	1:29.031	20	40.369	1:30.026
4	9.596	1:38.457	31	17.752	1:30.907	20	25.097	1:29.436	20	32.815	1:29.777	31	40.661	1:29.831
20	10.398	1:39.259	20	18.157	1:30.343	31	25.512	1:30.256	31	33.302	1:29.849	35	42.437	1:29.876
35	10.930	1:39.791	35	18.493	1:30.147	35	26.104	1:30.107	35	35.033	1:30.988	10	43.155	1:29.948
17	11.320	1:40.181	17	18.936	1:30.200	17	26.350	1:29.910	10	35.679	1:30.677	17	44.233	1:30.546
10	12.336	1:41.197	10	19.766	1:30.014	10	27.061	1:29.791	17	36.159	1:31.868	76	46.362	1:30.803
42	12.599	1:41.460	76	20.818	1:29.925	76	29.296	1:30.974	76	38.031	1:30.794	19	46.710	1:30.556
76	13.477	1:42.338	42	21.575	1:31.560	19	30.151	1:30.567	19	38.626	1:30.534	42	1:01.106	1:32.213
19	14.411	1:43.272	19	22.080	1:30.253	42	33.119	1:34.040	42	51.365	1:40.305	15	1:05.373	1:33.976
18	16.376	1:45.237	18	27.766	1:33.974	15	40.593	1:34.913	15	53.869	1:35.335	18	1:06.007	1:34.210
15	17.185	1:46.046	15	28.176	1:33.575	18	41.116	1:35.846	18	54.269	1:35.212	22	1:14.174	1:37.283
22	19.327	1:48.188	22	33.163	1:36.420	22	45.804	1:35.137	22	59.363	1:35.618			

Mini Challenge

RACE 2 - LAP CHART

Lap 6			Lap 7			Lap 8			Lap 9			Lap 10		
No	Behind	Laptime	No	Behind	Laptime	No	Behind	Laptime	No	Behind	Laptime	No	Behind	Laptime
30		1:22.627	30		1:23.109	30		1:22.865	30		1:23.159	30		1:22.714
7	0.333	1:21.627	6	0.267	1:23.028	7	0.709	1:22.830	6	1.154	1:23.558	7	3.050	1:24.447
6	0.348	1:22.632	7	0.744	1:23.520	6	0.755	1:23.353	12	1.155	1:23.379	12	3.070	1:24.629
12	0.983	1:21.938	12	1.425	1:23.551	12	0.935	1:22.375	7	1.317	1:23.767	6	3.228	1:24.788
99	3.564	1:22.874	99	3.829	1:23.374	99	4.747	1:23.783	99	4.545	1:22.957	99	4.420	1:22.589
77	5.056	1:25.378	18	1 LAP	1:44.950	69	5.967	1:23.549	42	1 LAP	1:32.328	69	5.321	1:22.615
69	5.243	1:23.043	69	5.283	1:23.149	15	1 LAP	1:34.686	69	5.420	1:22.612	42	1 LAP	1:31.002
9	8.972	1:24.141	22	1 LAP	1:38.002	3	13.939	1:25.588	3	16.308	1:25.528	3	17.353	1:23.759
3	9.345	1:24.188	3	11.216	1:24.980	9	13.977	1:25.439	9	16.401	1:25.583	9	17.927	1:24.240
66	13.428	1:23.754	9	11.403	1:25.540	66	16.076	1:24.845	66	17.031	1:24.114	2	18.081	1:23.563
2	13.634	1:23.646	66	14.096	1:23.777	2	16.343	1:24.766	15	1 LAP	1:32.947	66	18.619	1:24.302
4	46.391	1:30.003	2	14.442	1:23.917	18	1 LAP	1:36.375	2	17.232	1:24.048	15	1 LAP	1:33.247
20	47.399	1:29.657	77	19.949	1:38.002	22	1 LAP	1:37.829	18	1 LAP	1:34.545	77	41.191	1:29.775
31	47.950	1:29.916	4	52.748	1:29.466	77	28.762	1:31.678	22	1 LAP	1:34.144	18	1 LAP	1:34.976
35	49.785	1:29.975	20	54.167	1:29.877	4	59.286	1:29.403	77	34.130	1:28.527	22	1 LAP	1:34.857
10	50.262	1:29.734	31	54.413	1:29.572	20	1:01.233	1:29.931	4	1:05.200	1:29.073	4	1:12.267	1:29.781
17	51.969	1:30.363	35	56.886	1:30.210	31	1:01.603	1:30.055	20	1:07.761	1:29.687	20	1:14.253	1:29.206
76	56.015	1:32.280	10	57.413	1:30.260	35	1:04.172	1:30.151	31	1:08.385	1:29.941	31	1:15.711	1:30.040
19	56.270	1:32.187	17	59.328	1:30.468	10	1:04.785	1:30.237	35	1:10.931	1:29.918	35	1:18.210	1:29.993
42	1:09.991	1:31.512	19	1:04.978	1:31.817	17	1:06.934	1:30.471	10	1:11.806	1:30.180	10	1:18.671	1:29.579
15	1:18.693	1:35.947	76	1:05.665	1:32.759	19	1:12.983	1:30.870	17	1:14.549	1:30.774	17	1:22.278	1:30.443
			42	1:18.242	1:31.360	76	1:13.836	1:31.036	19	1:20.598	1:30.774			
									76	1:21.810	1:31.133			

Mini Challenge

RACE 2 - LAP CHART

Lap 11			Lap 12			Lap 13			Lap 14			Lap 15		
No	Behind	Laptime	No	Behind	Laptime	No	Behind	Laptime	No	Behind	Laptime	No	Behind	Laptime
30		1:23.170	30		1:24.023	30		1:22.955	30		1:22.240	12		1:23.952
12	2.475	1:22.575	12	1.028	1:22.576	12	0.567	1:22.494	12	0.629	1:22.302	30	0.425	1:25.006
99	5.146	1:23.896	35	1 LAP	1:30.379	4	1 LAP	1:30.552	6	5.886	1:23.444	7	6.058	1:24.368
6	5.324	1:25.266	10	1 LAP	1:31.145	20	1 LAP	1:29.855	69	6.082	1:23.342	69	6.849	1:25.348
19	1 LAP	1:30.986	6	4.723	1:23.422	6	4.682	1:22.914	7	6.271	1:22.606	99	7.031	1:23.884
69	5.976	1:23.825	69	5.075	1:23.122	69	4.980	1:22.860	99	7.728	1:23.468	18	2 LAPS	1:37.983
7	7.100	1:27.220	99	5.468	1:24.345	31	1 LAP	1:30.025	4	1 LAP	1:30.756	22	2 LAPS	1:36.984
76	1 LAP	1:32.441	7	5.808	1:22.731	7	5.905	1:23.052	20	1 LAP	1:30.576	4	1 LAP	1:29.841
3	18.279	1:24.096	17	1 LAP	1:31.417	99	6.500	1:23.987	31	1 LAP	1:31.664	20	1 LAP	1:30.385
2	19.717	1:24.806	19	1 LAP	1:30.971	35	1 LAP	1:31.261	35	1 LAP	1:30.330	2	21.323	1:24.566
9	19.722	1:24.965	76	1 LAP	1:31.465	10	1 LAP	1:30.813	10	1 LAP	1:30.153	3	21.502	1:23.973
66	21.959	1:26.510	3	18.293	1:24.037	17	1 LAP	1:30.542	2	21.338	1:23.595	31	1 LAP	1:31.495
42	1 LAP	1:32.296	2	18.764	1:23.070	2	19.983	1:24.174	3	22.110	1:24.121	9	22.692	1:24.084
15	1 LAP	1:33.216	9	20.092	1:24.393	3	20.229	1:24.891	9	23.189	1:23.898	35	1 LAP	1:31.438
77	48.188	1:30.167	66	23.117	1:25.181	19	1 LAP	1:31.049	17	1 LAP	1:32.135	10	1 LAP	1:31.155
18	1 LAP	1:33.568	42	1 LAP	1:31.689	9	21.531	1:24.394	66	26.440	1:23.958	66	26.113	1:24.254
22	1 LAP	1:34.343	15	1 LAP	1:33.230	76	1 LAP	1:31.704	19	1 LAP	1:31.733	17	1 LAP	1:30.655
4	1:18.638	1:29.541	77	54.527	1:30.362	66	24.722	1:24.560	76	1 LAP	1:31.840	19	1 LAP	1:31.646
20	1:20.979	1:29.896	18	1 LAP	1:35.845	42	1 LAP	1:30.937	42	1 LAP	1:31.456	76	1 LAP	1:33.303
31	1:22.437	1:29.896	22	1 LAP	1:35.147	15	1 LAP	1:32.774	15	1 LAP	1:33.043	42	1 LAP	1:31.920
						77	1:02.513	1:30.941	77	1:12.645	1:32.372	6	1:12.693	2:31.388
						18	1 LAP	1:34.588				15	1 LAP	1:33.209
						22	1 LAP	1:34.708				77	1:25.029	1:36.965

Mini Challenge

RACE 6 - GRID

ROW 13	1:35.346 22 Rebecca NUTTALL		
ROW 12		1:31.960 15 Chris MOHAN	1:33.268 18 Nina-Jo ATKINSON
ROW 11	1:30.321 76 Peter SLEVIN		1:30.330 10 Michelle NIXON
ROW 10		1:30.110 19 Sarah PARSONS	1:30.141 79 Aston BLAKE
ROW 9	1:29.564 35 Josh WADDINGTON		1:29.745 42 Dawn BOYD
ROW 8		1:29.035 31 Keith ISSATT	1:29.249 17 Joel WROE-JOHNSTON
ROW 7	1:28.713 4 Anthony WILLIAMS		1:28.760 20 Graham PARSONS
ROW 6		1:22.787 9 James WILLIAMS	1:22.935 66 Steven LIQUORICE
ROW 5	1:22.448 5 Stewart LINES		1:22.632 3 Steve WOODS
ROW 4		1:22.345 2 Gary KOUNNIS	1:22.355 99 Andy BEEVER
ROW 3	1:21.944 69 Ant SCRAGGS		1:22.165 77 Jason GREATREX
ROW 2		1:21.705 6 Jake PACKUN	1:21.738 12 Jack STANFORD
ROW 1	1:21.361 30 Martin DEPPEP		1:21.600 7 Arthur FORSTER

Pole



Snetterton
Circuit Length = 1.9517 miles

These results are provisional until the conclusion of any judicial and technical matters.

Clerk of Course :		Timekeeper :
-------------------	--	--------------

Mini Challenge

RACE 6 - CLASSIFICATION

POS	NO	CL	NAME	ENTRY	LAPS	TIME	GAP	DIFF	MPH	BEST	ON
1	12	S	Jack STANFORD	Mini Cooper S	15	20:43.002			84.80	1:21.668	6
2	30	S	Martin DEPPEP	Mini Cooper S	15	20:43.294	0.292	0.292	84.78	1:21.645	9
3	69	S	Ant SCRAGG	Mini Cooper S	15	20:48.937	5.935	5.643	84.39	1:21.725	5
4	99	S	Andy BEEVER	Mini Cooper S	15	20:49.010	6.008	0.073	84.39	1:21.324	5
5	6	S	Jake PACKUN	Mini Cooper S	15	20:49.174	6.172	0.164	84.38	1:21.379	5
6	77	S	Jason GREATREX	Mini Cooper S	15	20:54.389	11.387	5.215	84.03	1:21.415	5
7	2	S	Gary KOUNNIS	Mini Cooper S	15	20:57.496	14.494	3.107	83.82	1:22.466	5
8	3	S	Steve WOOD	Mini Cooper S	15	21:02.203	19.201	4.707	83.51	1:22.734	10
9	66	S	Steven LIQUORISH	Mini Cooper S	15	21:04.744	21.742	2.541	83.34	1:22.883	7
10	9	S	James WILLIAMS	Mini Cooper S	15	21:07.364	24.362	2.620	83.17	1:23.018	12
11	31	CL	Keith ISSATT	Mini Cooper	14	21:11.367	1 lap	1 lap	77.38	1:29.389	12
12	17	CL	Joel WROE-JOHNSTON	Mini Cooper	14	21:14.437	1 lap	3.070	77.19	1:29.504	14
13	79	CL	Aston BLAKE	Mini Cooper	14	21:16.554	1 lap	2.117	77.06	1:29.406	7
14	10	CL	Michelle NIXON	Mini Cooper	14	21:20.401	1 lap	3.847	76.83	1:29.395	13
15	4	CL	Anthony WILLIAMS	Mini Cooper	14	21:20.775	1 lap	0.374	76.81	1:28.807	6
16	35	CL	Josh WADDINGTON	Mini Cooper	14	21:39.715	1 lap	18.940	75.69	1:29.884	6
17	19	CL	Sarah PARSONS	Mini Cooper	14	21:41.128	1 lap	1.413	75.61	1:30.224	13
18	15	CL	Chris MOHAN	Mini Cooper	14	22:00.151	1 lap	19.023	74.52	1:31.551	14
19	76	CL	Peter SLEVIN	Mini Cooper	14	22:03.509	1 lap	3.358	74.33	1:30.478	14
20	18	CL	Nina-Jo ATKINSON	Mini Cooper	13	20:57.914	2 laps	1 lap	72.62	1:34.113	6
21	22	CL	Rebecca NUTTALL	Mini Cooper	13	21:38.487	2 laps	40.573	70.35	1:35.701	12

NOT CLASSIFIED

DNF 5	S	Stewart LINES	Mini Cooper S	8	11:14.769	7 laps	5 laps	83.31	1:22.184	4
DNF 20	CL	Graham PARSONS	Mini Cooper	2	5:19.913	13 laps	6 laps	43.93	1:33.818	2
DNF 42	CL	Dawn BOYD	Mini Cooper	1	3:42.445	14 laps	1 lap	31.59	1:45.935	1
DNF 7	S	Arthur FORSTER	Mini Cooper S	0						

FASTEST LAP

99	S	Andy BEEVER	Mini Cooper S	5	1:21.324	86.40 mph	139.06 kph
4	CL	Anthony WILLIAMS	Mini Cooper	6	1:28.807	79.12 mph	127.34 kph

Weather / Track : Cloudy / Dry

These results are provisional until the conclusion of any judicial and technical matters.

Snetterton
Circuit Length = 1.9520 miles
Start: 09:08 End: 09:31

Clerk of Course :		Timekeeper :
-------------------	--	--------------

Mini Challenge

RACE 6 - LAP CHART

Lap 1			Lap 2			Lap 3			Lap 4			Lap 5		
No	Behind	Laptime	No	Behind	Laptime	No	Behind	Laptime	No	Behind	Laptime	No	Behind	Laptime
30		1:31.014	30		1:22.489	30		1:22.074	30		1:22.380	30		1:22.055
12	0.475	1:31.489	12	0.747	1:22.761	12	0.742	1:22.069	12	0.840	1:22.478	12	0.569	1:21.784
77	1.174	1:32.188	77	1.310	1:22.625	77	1.315	1:22.079	77	1.457	1:22.522	77	0.817	1:21.415
99	2.746	1:33.760	99	2.642	1:22.385	99	2.898	1:22.330	99	2.703	1:22.185	99	1.972	1:21.324
6	3.042	1:34.056	6	3.022	1:22.469	6	3.274	1:22.326	6	3.075	1:22.181	6	2.399	1:21.379
69	3.476	1:34.490	69	3.623	1:22.636	69	3.860	1:22.311	69	3.744	1:22.264	69	3.414	1:21.725
2	3.852	1:34.866	2	4.365	1:23.002	2	5.076	1:22.785	5	5.393	1:22.184	5	6.027	1:22.689
5	4.741	1:35.755	5	4.901	1:22.649	5	5.589	1:22.762	2	6.024	1:23.328	2	6.435	1:22.466
3	4.844	1:35.858	3	6.047	1:23.692	3	7.037	1:23.064	3	7.891	1:23.234	3	9.203	1:23.367
66	5.238	1:36.252	66	6.948	1:24.199	66	8.123	1:23.249	66	9.212	1:23.469	66	10.187	1:23.030
9	5.364	1:36.378	9	7.231	1:24.356	9	8.328	1:23.171	9	9.307	1:23.359	9	10.827	1:23.575
31	9.149	1:40.163	31	16.499	1:29.839	31	24.572	1:30.147	31	32.666	1:30.474	31	40.690	1:30.079
17	9.633	1:40.647	17	17.087	1:29.943	17	24.962	1:29.949	17	33.401	1:30.819	35	42.088	1:30.476
35	10.115	1:41.129	35	17.515	1:29.889	35	25.673	1:30.232	35	33.667	1:30.374	17	42.514	1:31.168
79	13.137	1:44.151	79	21.146	1:30.498	79	29.236	1:30.164	79	36.603	1:29.747	79	44.755	1:30.207
42	14.921	1:45.935	10	24.627	1:30.891	10	33.144	1:30.591	10	41.232	1:30.468	10	49.154	1:29.977
10	16.225	1:47.239	15	26.358	1:31.935	4	39.011	1:29.165	4	46.320	1:29.689	4	53.637	1:29.372
15	16.912	1:47.926	18	30.191	1:34.244	15	42.215	1:37.931	18	54.524	1:34.123	19	1:05.441	1:32.567
18	18.436	1:49.450	4	31.920	1:31.483	18	42.781	1:34.664	19	54.929	1:31.211	15	1:07.187	1:34.003
22	22.552	1:53.566	20	34.915	1:33.818	19	46.098	1:32.891	15	55.239	1:35.404	18	1:08.882	1:36.413
76	22.687	1:53.701	19	35.281	1:33.840	76	57.586	1:35.198	76	1:09.546	1:34.340	76	1:19.928	1:32.437
4	22.926	1:53.940	22	41.727	1:41.664	22	1:00.144	1:40.491	22	1:16.929	1:39.165			
20	23.586	1:54.600	76	44.462	1:44.264									
19	23.930	1:54.944												

Mini Challenge

RACE 6 - LAP CHART

Lap 6			Lap 7			Lap 8			Lap 9			Lap 10		
No	Behind	Laptime	No	Behind	Laptime	No	Behind	Laptime	No	Behind	Laptime	No	Behind	Laptime
30		1:21.873	30		1:22.127	30		1:22.138	30		1:21.645	30		1:22.102
12	0.364	1:21.668	12	0.252	1:22.015	12	0.518	1:22.404	12	0.670	1:21.797	12	0.753	1:22.185
77	0.952	1:22.008	77	0.912	1:22.087	19	1 LAP	1:30.501	77	2.560	1:22.254	4	1 LAP	1:30.181
99	2.008	1:21.909	99	1.709	1:21.828	77	1.951	1:23.177	6	3.291	1:22.155	77	2.514	1:22.056
6	2.550	1:22.024	6	2.309	1:21.886	6	2.781	1:22.610	99	3.428	1:21.814	6	3.549	1:22.360
69	3.735	1:22.194	69	3.384	1:21.776	99	3.259	1:23.688	69	3.933	1:21.766	99	3.959	1:22.633
5	7.456	1:23.302	5	7.784	1:22.455	69	3.812	1:22.566	19	1 LAP	1:30.691	69	4.245	1:22.414
2	7.872	1:23.310	76	1 LAP	1:31.877	15	1 LAP	1:35.362	2	10.035	1:22.829	2	11.162	1:23.229
3	10.342	1:23.012	2	8.290	1:22.545	5	8.619	1:22.973	3	13.951	1:23.384	3	14.583	1:22.734
66	12.048	1:23.734	3	11.033	1:22.818	2	8.851	1:22.699	66	17.311	1:23.716	19	1 LAP	1:30.848
9	12.270	1:23.316	66	12.804	1:22.883	3	12.212	1:23.317	9	18.515	1:24.973	66	18.491	1:23.282
22	1 LAP	1:42.035	9	13.333	1:23.190	18	1 LAP	1:36.130	15	1 LAP	1:32.749	9	19.715	1:23.302
31	49.077	1:30.260	22	1 LAP	1:36.430	9	15.187	1:23.992	18	1 LAP	1:34.644	15	1 LAP	1:31.684
35	50.099	1:29.884	31	56.675	1:29.725	66	15.240	1:24.574	76	1 LAP	1:30.856	18	1 LAP	1:34.941
17	50.471	1:29.830	35	59.247	1:31.275	76	1 LAP	1:32.102	22	1 LAP	1:42.025	76	1 LAP	1:34.554
79	52.418	1:29.536	17	59.387	1:31.043	22	1 LAP	1:36.611	31	1:12.770	1:30.006	22	1 LAP	1:38.127
10	57.848	1:30.567	79	59.697	1:29.406	31	1:04.409	1:29.872	17	1:15.814	1:30.315	31	1:20.485	1:29.817
4	1:00.571	1:28.807	10	1:05.771	1:30.050	17	1:07.144	1:29.895	79	1:18.796	1:30.188	17	1:23.570	1:29.858
19	1:14.301	1:30.733	4	1:08.386	1:29.942	79	1:10.253	1:32.694	35	1:20.955	1:32.176			
15	1:17.404	1:32.090				35	1:10.424	1:33.315	10	1:21.169	1:29.422			
18	1:21.122	1:34.113				10	1:13.392	1:29.759						
						4	1:15.968	1:29.720						


Mini Challenge

RACE 6 - LAP CHART

Lap 11			Lap 12			Lap 13			Lap 14			Lap 15		
No	Behind	Laptime	No	Behind	Laptime	No	Behind	Laptime	No	Behind	Laptime	No	Behind	Laptime
30		1:24.356	30		1:22.318	12		1:22.207	12		1:21.910	12		1:21.966
12	0.264	1:23.867	12	0.348	1:22.402	30	0.260	1:22.815	30	0.294	1:21.944	30	0.292	1:21.964
77	1.156	1:22.998	77	2.243	1:23.405	77	2.764	1:23.076	6	4.275	1:21.989	69	5.935	1:22.576
99	1.798	1:22.195	99	3.729	1:24.249	6	4.196	1:22.868	77	4.281	1:23.427	99	6.008	1:23.430
79	1 LAP	1:30.330	6	3.883	1:22.953	99	4.798	1:23.624	99	4.544	1:21.656	6	6.172	1:23.863
69	3.210	1:23.321	69	4.324	1:23.432	69	5.033	1:23.264	69	5.325	1:22.202	77	11.387	1:29.072
6	3.248	1:24.055	31	1 LAP	1:31.084	2	11.724	1:22.812	2	13.073	1:23.259	2	14.494	1:23.387
10	1 LAP	1:32.316	17	1 LAP	1:30.831	31	1 LAP	1:29.389	3	17.606	1:23.865	18	2 LAPS	1:38.242
4	1 LAP	1:30.785	79	1 LAP	1:29.962	17	1 LAP	1:29.674	31	1 LAP	1:30.605	3	19.201	1:23.561
35	1 LAP	1:35.440	2	11.467	1:23.677	3	15.651	1:24.147	66	20.465	1:23.211	66	21.742	1:23.243
2	10.108	1:23.302	22	2 LAPS	1:39.241	79	1 LAP	1:29.497	9	23.281	1:23.702	9	24.362	1:23.047
3	13.309	1:23.082	3	14.059	1:23.068	66	19.164	1:23.197	17	1 LAP	1:30.961	31	1 LAP	1:29.907
66	17.370	1:23.235	10	1 LAP	1:29.979	9	21.489	1:24.363	79	1 LAP	1:29.967	17	1 LAP	1:29.504
9	18.981	1:23.622	4	1 LAP	1:29.204	10	1 LAP	1:30.015	10	1 LAP	1:29.395	79	1 LAP	1:30.207
19	1 LAP	1:30.872	66	18.522	1:23.470	4	1 LAP	1:30.335	4	1 LAP	1:28.939	10	1 LAP	1:29.732
15	1 LAP	1:33.449	9	19.681	1:23.018	22	2 LAPS	1:37.349	22	2 LAPS	1:35.701	4	1 LAP	1:29.213
76	1 LAP	1:31.069	35	1 LAP	1:32.965	35	1 LAP	1:33.224	35	1 LAP	1:33.453	22	2 LAPS	1:36.082
18	1 LAP	1:38.200	19	1 LAP	1:30.544	19	1 LAP	1:30.612	19	1 LAP	1:30.224	35	1 LAP	1:35.883
			15	1 LAP	1:32.063	15	1 LAP	1:31.962	15	1 LAP	1:32.042	19	1 LAP	1:30.650
			76	1 LAP	1:31.085	76	1 LAP	1:30.948	76	1 LAP	1:30.600	15	1 LAP	1:31.551
			18	1 LAP	1:35.793	18	1 LAP	1:36.957				76	1 LAP	1:30.478

Mini Challenge

RACE 12 - GRID

ROW 13	1:35.861 22 Rebecca NUTTALL	
ROW 12	1:32.115 15 Chris MOHAN	1:33.469 18 Nina-Jo ATKINSON
ROW 11	1:30.399 10 Michelle NIXON	1:30.488 76 Peter SLEVIN
ROW 10	1:30.201 19 Sarah PARSONS	1:30.254 79 Aston BLAKE
ROW 9	1:29.644 35 Josh WADDINGTON	1:30.023 42 Dawn BOYD
ROW 8	1:29.373 31 Keith ISSATT	1:29.543 17 Joel WROE-JOHNSTON
ROW 7	1:28.722 4 Anthony WILLIAMS	1:29.061 20 Graham PARSONS
ROW 6	1:22.862 9 James WILLIAMS	1:23.010 66 Steven LIQUORISH
ROW 5	1:22.709 5 Stewart LINES	1:22.781 3 Steve WOOD
ROW 4	1:22.412 99 Andy BEEVER	1:22.520 2 Gary KOUNNIS
ROW 3	1:22.177 77 Jason GREATREX	1:22.207 69 Ant SCRAGG
ROW 2	1:21.755 12 Jack STANFORD	1:21.970 6 Jake PACKUN
ROW 1	1:21.458 30 Martin DEPPEP	1:21.613 7 Arthur FORSTER
Pole		
		

Snetterton
Circuit Length = 1.9520 miles

These results are provisional until the conclusion of any judicial and technical matters.

Clerk of Course :		Timekeeper :
-------------------	--	--------------

Mini Challenge

RACE 12 - GRID AMENDED

ROW 13	1:35.861 22 Rebecca NUTTALL	
ROW 12	1:32.115 15 Chris MOHAN	1:33.469 18 Nina-Jo ATKINSON
ROW 11	1:29.543 17 Joel WROE-JOHNSTON	1:30.488 76 Peter SLEVIN
ROW 10	1:30.254 79 Aston BLAKE	1:30.399 10 Michelle NIXON
ROW 9	1:30.023 42 Dawn BOYD	1:30.201 19 Sarah PARSONS
ROW 8	1:29.373 31 Keith ISSATT	1:29.644 35 Josh WADDINGTON
ROW 7	1:28.722 4 Anthony WILLIAMS	1:29.061 20 Graham PARSONS
ROW 6	1:22.862 9 James WILLIAMS	1:23.010 66 Steven LIQUORISH
ROW 5	1:22.709 5 Stewart LINES	1:22.781 3 Steve WOOD
ROW 4	1:22.412 99 Andy BEEVER	1:22.520 2 Gary KOUNNIS
ROW 3	1:22.177 77 Jason GREATREX	1:22.207 69 Ant SCRAGG
ROW 2	1:21.755 12 Jack STANFORD	1:21.970 6 Jake PACKUN
ROW 1	1:21.458 30 Martin DEPPEP	1:21.613 7 Arthur FORSTER

Pole

Car 17 - change of Grid Position

Snetterton

Circuit Length = 1.9520 miles

These results are provisional until the conclusion of any judicial and technical matters.

Clerk of Course :

Timekeeper :

Mini Challenge

RACE 12 - CLASSIFICATION

POS	NO	CL	NAME	ENTRY	LAPS	TIME	GAP	DIFF	MPH	BEST	ON
1	30	S	Martin DEPPER	Mini Cooper S	15	20:36.594			85.23	1:21.548	4
2	7	S	Arthur FORSTER	Mini Cooper S	15	20:36.960	0.366	0.366	85.21	1:21.604	3
3	12	S	Jack STANFORD	Mini Cooper S	15	20:40.477	3.883	3.517	84.97	1:21.770	6
4	6	S	Jake PACKUN	Mini Cooper S	15	20:43.014	6.420	2.537	84.79	1:21.914	5
5	99	S	Andy BEEVER	Mini Cooper S	15	20:50.460	13.866	7.446	84.29	1:22.303	5
6	3	S	Steve WOOD	Mini Cooper S	15	21:02.096	25.502	11.636	83.51	1:22.655	7
7	9	S	James WILLIAMS	Mini Cooper S	15	21:02.540	25.946	0.444	83.48	1:22.781	3
8	2	S	Gary KOUNNIS	Mini Cooper S	15	21:05.155	28.561	2.615	83.31	1:23.044	4
9	66	S	Steven LIQUORISH	Mini Cooper S	15	21:06.060	29.466	0.905	83.25	1:22.773	3
10	4	CL	Anthony WILLIAMS	Mini Cooper	14	21:02.679	1 lap	1 lap	77.91	1:28.984	3
11	31	CL	Keith ISSATT	Mini Cooper	14	21:07.498	1 lap	4.819	77.61	1:29.289	4
12	10	CL	Michelle NIXON	Mini Cooper	14	21:15.217	1 lap	7.719	77.14	1:29.793	12
13	17	CL	Joel WROE-JOHNSTON	Mini Cooper	14	21:17.896	1 lap	2.679	76.98	1:29.735	2
14	19	CL	Sarah PARSONS	Mini Cooper	14	21:19.090	1 lap	1.194	76.91	1:29.719	13
15	76	CL	Peter SLEVIN	Mini Cooper	14	21:20.404	1 lap	1.314	76.83	1:29.640	10
16	42	CL	Dawn BOYD	Mini Cooper	14	21:28.358	1 lap	7.954	76.36	1:30.420	12
17	79	CL	Aston BLAKE	Mini Cooper	14	21:32.390	1 lap	4.032	76.12	1:29.858	12
18	35	CL	Josh WADDINGTON	Mini Cooper	14	21:32.547	1 lap	0.157	76.11	1:29.401	6
19	15	CL	Chris MOHAN	Mini Cooper	14	21:46.280	1 lap	13.733	75.31	1:31.596	2
20	18	CL	Nina-Jo ATKINSON	Mini Cooper	13	21:12.645	2 laps	1 lap	71.78	1:35.201	6

NOT CLASSIFIED

DNF	5	S	Stewart LINES	Mini Cooper S	13	18:05.227	2 laps		84.17	1:22.444	4
DNC	22	CL	Rebecca NUTTALL	Mini Cooper	9	22:19.674	6 laps	4 laps	47.20	1:41.814	7
DNF	69	S	Ant SCRAGG	Mini Cooper S	5	8:31.328	10 laps	4 laps	68.71	1:23.512	3
DNF	20	CL	Graham PARSONS	Mini Cooper	0						

FASTEST LAP

30	S	Martin DEPPER	Mini Cooper S	4	1:21.548	86.17 mph	138.67 kph
4	CL	Anthony WILLIAMS	Mini Cooper	3	1:28.984	78.97 mph	127.09 kph

Weather / Track : Cloudy / Dry

These results are provisional until the conclusion of any judicial and technical matters.

Snetterton
Circuit Length = 1.9520 miles
Start: 13:49 End: 14:11

Clerk of Course :	Timekeeper :
-------------------	--------------

Mini Challenge

RACE 12 - LAP CHART

Lap 1			Lap 2			Lap 3			Lap 4			Lap 5		
No	Behind	Laptime	No	Behind	Laptime	No	Behind	Laptime	No	Behind	Laptime	No	Behind	Laptime
30		1:25.620	7		1:22.082	7		1:21.604	7		1:21.679	7		1:21.784
7	0.208	1:25.828	30	0.648	1:22.938	30	0.684	1:21.640	30	0.553	1:21.548	30	0.597	1:21.828
12	0.773	1:26.393	12	1.019	1:22.536	12	1.441	1:22.026	12	1.596	1:21.834	12	1.623	1:21.811
6	1.132	1:26.752	6	1.394	1:22.552	6	1.777	1:21.987	6	2.119	1:22.021	6	2.249	1:21.914
99	2.681	1:28.301	99	2.966	1:22.575	99	3.981	1:22.619	99	4.973	1:22.671	99	5.492	1:22.303
5	3.094	1:28.714	5	3.432	1:22.628	5	4.653	1:22.825	5	5.418	1:22.444	5	6.143	1:22.509
9	3.313	1:28.933	9	4.020	1:22.997	9	5.197	1:22.781	9	6.657	1:23.139	9	7.910	1:23.037
2	4.278	1:29.898	3	5.848	1:23.707	3	7.604	1:23.360	3	8.959	1:23.034	3	9.945	1:22.770
3	4.431	1:30.051	2	6.514	1:24.526	2	8.096	1:23.186	2	9.461	1:23.044	2	10.845	1:23.168
69	5.229	1:30.849	66	7.656	1:24.338	66	8.825	1:22.773	66	10.466	1:23.320	66	11.735	1:23.053
66	5.608	1:31.228	69	8.265	1:25.326	69	10.173	1:23.512	69	12.147	1:23.653	69	14.074	1:23.711
4	8.934	1:34.554	4	16.078	1:29.434	4	23.458	1:28.984	4	30.989	1:29.210	22	3 LAPS	1:59.056
31	9.418	1:35.038	31	16.455	1:29.327	31	24.661	1:29.810	31	32.271	1:29.289	4	38.833	1:29.628
19	13.863	1:39.483	19	22.035	1:30.462	19	30.789	1:30.358	10	40.106	1:30.756	31	40.051	1:29.564
10	15.144	1:40.764	10	22.783	1:29.929	10	31.029	1:29.850	17	40.537	1:30.785	10	48.303	1:29.981
17	15.550	1:41.170	17	22.995	1:29.735	17	31.431	1:30.040	19	40.802	1:31.692	17	48.535	1:29.782
76	16.277	1:41.897	76	24.424	1:30.437	76	32.927	1:30.107	76	41.308	1:30.060	19	48.833	1:29.815
42	18.392	1:44.012	42	26.956	1:30.854	42	36.068	1:30.716	42	45.033	1:30.644	76	49.669	1:30.145
15	18.973	1:44.593	15	28.279	1:31.596	15	38.429	1:31.754	15	48.902	1:32.152	42	54.288	1:31.039
18	22.212	1:47.832	18	35.599	1:35.677	79	45.568	1:30.957	79	54.146	1:30.257	15	59.172	1:32.054
79	28.063	1:53.683	79	36.215	1:30.442	35	48.298	1:30.255	35	56.511	1:29.892	79	1:02.696	1:30.334
35	31.796	1:57.416	35	39.647	1:30.141	18	50.334	1:36.339	18	1:04.391	1:35.736	35	1:04.291	1:29.564
						22	2 LAPS	5:29.325				18	1:18.370	1:35.763

Mini Challenge

RACE 12 - LAP CHART

Lap 6			Lap 7			Lap 8			Lap 9			Lap 10		
No	Behind	Laptime	No	Behind	Laptime	No	Behind	Laptime	No	Behind	Laptime	No	Behind	Laptime
7		1:21.959	7		1:22.183	30		1:21.870	30		1:22.853	30		1:22.886
30	0.468	1:21.830	30	0.433	1:22.148	7	0.176	1:22.479	7	0.378	1:23.055	7	0.411	1:22.919
12	1.434	1:21.770	12	1.240	1:21.989	12	1.093	1:22.156	12	1.001	1:22.761	76	1 LAP	1:31.395
6	2.499	1:22.209	6	3.643	1:23.327	6	3.976	1:22.636	6	4.303	1:23.180	12	0.997	1:22.882
99	6.246	1:22.713	99	6.865	1:22.802	99	7.015	1:22.453	79	1 LAP	1:32.320	19	1 LAP	1:31.861
5	7.129	1:22.945	5	8.485	1:23.539	5	8.900	1:22.718	99	8.040	1:23.878	6	4.312	1:22.895
9	9.999	1:24.048	18	1 LAP	1:35.201	9	12.146	1:23.431	35	1 LAP	1:32.949	42	1 LAP	1:32.257
3	11.436	1:23.450	9	11.018	1:23.202	3	12.473	1:22.868	15	1 LAP	1:34.288	99	8.646	1:23.492
2	12.105	1:23.219	3	11.908	1:22.655	66	14.745	1:23.357	5	9.604	1:23.557	5	10.424	1:23.706
66	12.811	1:23.035	2	13.130	1:23.208	2	15.544	1:24.717	3	13.446	1:23.826	79	1 LAP	1:30.398
4	47.017	1:30.143	66	13.691	1:23.063	18	1 LAP	1:41.990	9	13.513	1:24.220	35	1 LAP	1:29.917
31	48.087	1:29.995	4	54.024	1:29.190	4	1:01.149	1:29.428	66	15.066	1:23.174	9	15.554	1:24.927
22	3 LAPS	1:42.301	31	55.497	1:29.593	31	1:02.893	1:29.699	2	17.658	1:24.967	66	16.363	1:24.183
10	56.321	1:29.977	10	1:04.563	1:30.425	10	1:12.265	1:30.005	18	1 LAP	1:36.665	3	16.740	1:26.180
17	57.040	1:30.464	17	1:05.915	1:31.058	17	1:14.564	1:30.952	4	1:07.716	1:29.420	2	18.425	1:23.653
19	57.202	1:30.328	76	1:06.264	1:30.827	76	1:15.219	1:31.258	31	1:09.982	1:29.942	15	1 LAP	1:33.822
76	57.620	1:29.910	19	1:07.413	1:32.394	19	1:15.629	1:30.519	10	1:19.481	1:30.069	18	1 LAP	1:36.995
42	1:04.417	1:32.088	42	1:13.421	1:31.187	42	1:21.925	1:30.807	17	1:22.674	1:30.963	4	1:15.637	1:30.807
15	1:09.363	1:32.150	22	3 LAPS	1:43.215							22	5 LAPS	4:07.293
79	1:10.946	1:30.209	15	1:19.084	1:31.904							31	1:17.788	1:30.692
35	1:11.733	1:29.401	79	1:19.331	1:30.568									
			35	1:20.396	1:30.846									

Mini Challenge

RACE 12 - LAP CHART

Lap 11			Lap 12			Lap 13			Lap 14			Lap 15		
No	Behind	Laptime	No	Behind	Laptime	No	Behind	Laptime	No	Behind	Laptime	No	Behind	Laptime
30		1:21.992	30		1:21.885	30		1:22.100	30		1:22.128	30		1:23.328
7	0.293	1:21.874	7	0.213	1:21.805	7	0.301	1:22.188	7	1.147	1:22.974	7	0.366	1:22.547
12	2.446	1:23.441	4	1 LAP	1:30.260	12	4.249	1:23.250	12	4.317	1:22.196	12	3.883	1:22.894
6	4.919	1:22.599	12	3.099	1:22.538	6	6.380	1:22.747	6	6.873	1:22.621	6	6.420	1:22.875
10	1 LAP	1:30.777	31	1 LAP	1:31.159	18	2 LAPS	1:38.699	99	14.171	1:24.250	99	13.866	1:23.023
17	1 LAP	1:30.278	6	5.733	1:22.699	4	1 LAP	1:30.510	4	1 LAP	1:30.772	3	25.502	1:23.638
76	1 LAP	1:29.640	99	11.664	1:24.065	99	12.049	1:22.485	18	2 LAPS	1:36.757	9	25.946	1:23.309
99	9.484	1:22.830	5	13.413	1:23.266	31	1 LAP	1:30.877	31	1 LAP	1:30.732	4	1 LAP	1:30.339
19	1 LAP	1:30.331	10	1 LAP	1:30.639	5	14.089	1:22.776	3	25.192	1:24.506	2	28.561	1:24.455
5	12.032	1:23.600	17	1 LAP	1:30.588	10	1 LAP	1:29.793	9	25.965	1:24.199	66	29.466	1:25.327
42	1 LAP	1:30.859	76	1 LAP	1:30.554	3	22.814	1:23.559	2	27.434	1:24.046	31	1 LAP	1:31.781
9	17.378	1:23.816	19	1 LAP	1:30.379	9	23.894	1:23.876	66	27.467	1:23.678	18	2 LAPS	1:37.718
66	17.867	1:23.496	3	21.355	1:24.933	2	25.516	1:24.213	10	1 LAP	1:31.854	10	1 LAP	1:30.398
3	18.307	1:23.559	9	22.118	1:26.625	66	25.917	1:24.363	17	1 LAP	1:30.257	17	1 LAP	1:30.171
2	20.247	1:23.814	2	23.403	1:25.041	17	1 LAP	1:31.653	76	1 LAP	1:30.258	19	1 LAP	1:30.534
79	1 LAP	1:30.674	66	23.654	1:27.672	76	1 LAP	1:31.656	19	1 LAP	1:29.719	76	1 LAP	1:32.260
35	1 LAP	1:30.923	42	1 LAP	1:31.440	19	1 LAP	1:31.215	42	1 LAP	1:31.028	42	1 LAP	1:31.007
15	1 LAP	1:32.536	79	1 LAP	1:31.770	42	1 LAP	1:30.420	79	1 LAP	1:30.071	79	1 LAP	1:30.849
18	1 LAP	1:37.273	35	1 LAP	1:31.237	79	1 LAP	1:29.858	35	1 LAP	1:29.853	35	1 LAP	1:30.697
			22	6 LAPS	2:07.440	35	1 LAP	1:29.456	15	1 LAP	1:32.186	15	1 LAP	1:32.937
			15	1 LAP	1:32.034	15	1 LAP	1:32.274	22	6 LAPS	1:45.568	22	6 LAPS	1:43.662
						22	6 LAPS	1:41.814						

Dunlop Motorsport News Saloon Car Championship

QUALIFYING - CLASSIFICATION

POS	NO	CL	NAME	ENTRY	TIME	ON	LAPS	GAP	DIFF	MPH
1	44	A	Rod BIRLEY	Ford Escort WRC	1:14.029	6	6			94.91
2	36	A	Ron KIDDELL	Nissan Skyline GTR	1:18.214	4	8	4.185	4.185	89.83
3	65	A	Trevor COLLAR	Sapphire Cosworth	1:18.277	6	7	4.248	0.063	89.76
4	42	A	Darren BLY	Nissan Skyline	1:18.281	3	6	4.252	0.004	89.75
5	52	B	Rick MAY	Ford Seirra Sapphire	1:18.936	7	10	4.907	0.655	89.01
6	99	A	Alex SCHOOLEDGE	Vauxhall Vectra	1:19.443	9	9	5.414	0.507	88.44
7	82	A	Peter TAYLOR	Ford Sierra Cosworth	1:20.317	4	7	6.288	0.874	87.48
8	35	B	Joss RONCHETTI	Talbot Sunbeam Lotus	1:21.035	7	9	7.006	0.718	86.70
9	46	B	Graham BAHR	BMW E30	1:21.997	3	4	7.968	0.962	85.68
10	94	B	Paul DICKINSON	Seat Leon Cupra	1:22.049	9	9	8.020	0.052	85.63
11	90	D	Richard BRENT	Peugeot 205 GTI	1:22.143	6	6	8.114	0.094	85.53
12	67	A	Ray BARROW	Ford Escort	1:22.817	7	7	8.788	0.674	84.84
13	37	B	Nick HAYES	SEAT Cupra	1:23.298	8	9	9.269	0.481	84.35
14	87	D	Graham RICHARDSON	Vauxhall Nova GSI	1:23.684	9	9	9.655	0.386	83.96
15	15	E	Gerald DALE	Mondo Mini	1:24.235	4	8	10.206	0.551	83.41
16	26	E	Bill RICHARDS	Rover Mini Clubmans	1:24.391	8	9	10.362	0.156	83.25
17	7	C	James LINDRIDGE	Vauxhall Astra GTE	1:24.411	7	9	10.382	0.020	83.23
18	34	B	Steve DANN	VW Golf	1:24.454	8	10	10.425	0.043	83.19
19	76	C	Lee MCNAIR	Honda Integra Type R	1:24.714	7	8	10.685	0.260	82.94
20	2	B	Barry VINCENT	Rover 827 Vitesse	1:25.006	8	9	10.977	0.292	82.65
21	77	E	Peter CREWES	Mini Britak Cooper S	1:25.391	7	7	11.362	0.385	82.28
22	27	B	Chris HAYES	SEAT Cupra	1:26.612	8	8	12.583	1.221	81.12
23	97	C	Andy WOODS-DEAN	Renault Megane	1:26.749	7	9	12.720	0.137	80.99
24	64	B	Andy WICKENS	Ford Sapphire Cosworth	1:27.162	9	9	13.133	0.413	80.61
25	31	E	Eric FALCE	Ford Fiesta	1:27.191	7	7	13.162	0.029	80.58
26	98	E	Mike EDGELL	Rover Mini	1:28.570	6	7	14.541	1.379	79.32
27	66	D	Alex RIBBENS	Ford Escort	1:28.650	5	9	14.621	0.080	79.25
28	17	E	Ken WELCH	Mini Cooper	1:28.677	8	8	14.648	0.027	79.23
29	75	A	Peter CLARK	Lancia Delta	1:30.896	5	7	16.867	2.219	77.29
30	29	D	Paul GODDARD	Ford Escort	1:31.242	8	9	17.213	0.346	77.00
31	71	D	Nick PROUDLOCK	Ford Escort	1:32.055	4	7	18.026	0.813	76.32
32	11	E	Gemma MORRIS	Austin Mini	1:39.033	4	8	25.004	6.978	70.94
33	38	D	Andy PIPE	Ford Escort MK1	1:45.576	2	5	31.547	6.543	66.55

Weather / Track : Sunny / Dry

These results are provisional until the conclusion of any judicial and technical matters.

Snetterton
Circuit Length = 1.9517 miles
Start: 10:03 End: 10:18

Clerk of Course :		Timekeeper :
-------------------	--	--------------

Dunlop Motorsport News Saloon Car Championship

QUALIFYING - LAP ANALYSIS

2	Barry VINCENT		Rover 827 Vitesse				
1 -	1:46.701	+ 21.695	10:06:11.866	6 -	1:25.609	+ 0.603	10:13:38.714
2 -	1:33.913	+ 8.907	10:07:45.779	7 -	1:26.292	+ 1.286	10:15:05.006
3 -	1:32.460	+ 7.454	10:09:18.239	8 -	1:25.006		10:16:30.012
4 -	1:28.307	+ 3.301	10:10:46.546	9 -	1:25.423	+ 0.417	10:17:55.435
5 -	1:26.559	+ 1.553	10:12:13.105				
7	James LINDRIDGE		Vauxhall Astra GTE				
1 -	1:57.737	+ 33.326	10:06:38.822	6 -	1:25.748	+ 1.337	10:14:04.356
2 -	1:34.231	+ 9.820	10:08:13.053	7 -	1:24.411		10:15:28.767
3 -	1:27.733	+ 3.322	10:09:40.786	8 -	1:25.404	+ 0.993	10:16:54.171
4 -	1:30.405	+ 5.994	10:11:11.191	9 -	1:29.107	+ 4.696	10:18:23.278
5 -	1:27.417	+ 3.006	10:12:38.608				
11	Gemma MORRIS		Austin Mini				
1 -	2:00.668	+ 21.635	10:06:39.062	5 -	1:40.335	+ 1.302	10:13:31.623
2 -	1:49.463	+ 10.430	10:08:28.525	6 -	1:39.938	+ 0.905	10:15:11.561
3 -	1:43.730	+ 4.697	10:10:12.255	7 -	1:39.082	+ 0.049	10:16:50.643
4 -	1:39.033		10:11:51.288	8 -	1:39.727	+ 0.694	10:18:30.370
15	Gerald DALE		Mondo Mini				
1 -	1:38.157	+ 13.922	10:05:47.526	5 -	1:33.430	+ 9.195	10:11:36.331
2 -	1:26.275	+ 2.040	10:07:13.801	6 -	1:52.293	+ 28.058	10:13:28.624
3 -	1:24.865	+ 0.630	10:08:38.666	7 -	1:25.462	+ 1.227	10:14:54.086
4 -	1:24.235		10:10:02.901	8 -	1:48.115	+ 23.880	10:16:42.201
17	Ken WELCH		Mini Cooper				
1 -	1:44.917	+ 16.240	10:06:14.273	5 -	1:30.858	+ 2.181	10:12:45.550
2 -	1:44.124	+ 15.447	10:07:58.397	6 -	1:30.057	+ 1.380	10:14:15.607
3 -	1:36.749	+ 8.072	10:09:35.146	7 -	1:30.733	+ 2.056	10:15:46.340
4 -	1:39.546	+ 10.869	10:11:14.692	8 -	1:28.677		10:17:15.017
26	Bill RICHARDS		Rover Mini Clubmans				
1 -	1:51.477	+ 27.086	10:06:40.039	6 -	1:26.831	+ 2.440	10:14:04.651
2 -	1:31.864	+ 7.473	10:08:11.903	7 -	1:25.929	+ 1.538	10:15:30.580
3 -	1:27.677	+ 3.286	10:09:39.580	8 -	1:24.391		10:16:54.971
4 -	1:29.911	+ 5.520	10:11:09.491	9 -	1:28.298	+ 3.907	10:18:23.269
5 -	1:28.329	+ 3.938	10:12:37.820				
27	Chris HAYES		SEAT Cupra				
1 -	1:48.910	+ 22.298	10:07:00.406	5 -	1:28.997	+ 2.385	10:13:02.350
2 -	1:32.233	+ 5.621	10:08:32.639	6 -	1:28.496	+ 1.884	10:14:30.846
3 -	1:29.649	+ 3.037	10:10:02.288	7 -	1:27.754	+ 1.142	10:15:58.600
4 -	1:31.065	+ 4.453	10:11:33.353	8 -	1:26.612		10:17:25.212
29	Paul GODDARD		Ford Escort				
1 -	1:49.410	+ 18.168	10:05:42.248	6 -	1:34.440	+ 3.198	10:13:32.478
2 -	1:34.582	+ 3.340	10:07:16.830	7 -	1:34.426	+ 3.184	10:15:06.904
3 -	1:33.877	+ 2.635	10:08:50.707	8 -	1:31.242		10:16:38.146
4 -	1:35.532	+ 4.290	10:10:26.239	9 -	1:34.964	+ 3.722	10:18:13.110
5 -	1:31.799	+ 0.557	10:11:58.038				
31	Eric FALCE		Ford Fiesta				
1 -	1:47.559	+ 20.368	10:05:51.917	5 -	1:27.687	+ 0.496	10:11:50.970
2 -	1:32.366	+ 5.175	10:07:24.283	6 -	1:28.509	+ 1.318	10:13:19.479
3 -	1:29.482	+ 2.291	10:08:53.765	7 -	1:27.191		10:14:46.670
4 -	1:29.518	+ 2.327	10:10:23.283				
34	Steve DANN		VW Golf				
1 -	1:47.024	+ 22.570	10:05:34.184	6 -	1:26.019	+ 1.565	10:12:45.243
2 -	1:27.852	+ 3.398	10:07:02.036	7 -	1:24.723	+ 0.269	10:14:09.966
3 -	1:26.580	+ 2.126	10:08:28.616	8 -	1:24.454		10:15:34.420
4 -	1:24.622	+ 0.168	10:09:53.238	9 -	1:24.936	+ 0.482	10:16:59.356

Snetterton
 Circuit Length = 1.9517 miles
 Start: 10:03 End: 10:18

Weather / Track : Cloudy / Dry

Dunlop Motorsport News Saloon Car Championship

QUALIFYING - LAP ANALYSIS

5 -	1:25.986	+ 1.532	10:11:19.224	10 -	1:25.565	+ 1.111	10:18:24.921
35	Joss RONCHETTI		Talbot Sunbeam Lotus				
1 -	1:38.298	+ 17.263	10:05:36.893	6 -	1:21.365	+ 0.330	10:12:27.996
2 -	1:23.636	+ 2.601	10:07:00.529	7 -	1:21.035		10:13:49.031
3 -	1:22.645	+ 1.610	10:08:23.174	8 -	1:21.357	+ 0.322	10:15:10.388
4 -	1:21.634	+ 0.599	10:09:44.808	9 -	1:21.192	+ 0.157	10:16:31.580
5 -	1:21.823	+ 0.788	10:11:06.631				
36	Ron KIDDELL		Nissan Skyline GTR				
1 -	1:47.078	+ 28.864	10:06:09.393	5 -	1:19.078	+ 0.864	10:11:35.895
2 -	1:28.159	+ 9.945	10:07:37.552	6 -	1:18.250	+ 0.036	10:12:54.145
3 -	1:21.051	+ 2.837	10:08:58.603	7 -	1:18.705	+ 0.491	10:14:12.850
4 -	1:18.214		10:10:16.817	8 -	1:19.861	+ 1.647	10:15:32.711
37	Nick HAYES		SEAT Cupra				
1 -	1:46.808	+ 23.510	10:06:56.769	6 -	1:23.353	+ 0.055	10:14:05.836
2 -	1:30.458	+ 7.160	10:08:27.227	7 -	1:23.596	+ 0.298	10:15:29.432
3 -	1:25.397	+ 2.099	10:09:52.624	8 -	1:23.298		10:16:52.730
4 -	1:25.533	+ 2.235	10:11:18.157	9 -	1:27.667	+ 4.369	10:18:20.397
5 -	1:24.326	+ 1.028	10:12:42.483				
38	Andy PIPE		Ford Escort MK1				
1 -	3:45.903 P	+ 2:00.327	10:07:47.189	4 -	1:50.826	+ 5.250	10:13:18.882
2 -	1:45.576		10:09:32.765	5 -	1:51.026	+ 5.450	10:15:09.908
3 -	1:55.291	+ 9.715	10:11:28.056				
42	Darren BLY		Nissan Skyline				
1 -	1:27.590	+ 9.309	10:07:37.894	4 -	4:23.365 P	+ 3:05.084	10:14:40.392
2 -	1:20.852	+ 2.571	10:08:58.746	5 -	1:19.850	+ 1.569	10:16:00.242
3 -	1:18.281		10:10:17.027	6 -	1:23.525	+ 5.244	10:17:23.767
44	Rod BIRLEY		Ford Escort WRC				
1 -	1:46.349	+ 32.320	10:05:25.756	4 -	1:15.587	+ 1.558	10:09:24.931
2 -	1:27.112	+ 13.083	10:06:52.868	5 -	1:15.031	+ 1.002	10:10:39.962
3 -	1:16.476	+ 2.447	10:08:09.344	6 -	1:14.029		10:11:53.991
46	Graham BAHR		BMW E30				
1 -	1:36.288	+ 14.291	10:05:46.837	3 -	1:21.997		10:08:33.880
2 -	1:25.046	+ 3.049	10:07:11.883	4 -	1:24.212	+ 2.215	10:09:58.092
52	Rick MAY		Ford Seirra Sapphire				
1 -	1:44.428	+ 25.492	10:05:29.970	6 -	1:24.217	+ 5.281	10:12:35.465
2 -	1:29.087	+ 10.151	10:06:59.057	7 -	1:18.936		10:13:54.401
3 -	1:22.946	+ 4.010	10:08:22.003	8 -	1:26.246	+ 7.310	10:15:20.647
4 -	1:26.438	+ 7.502	10:09:48.441	9 -	1:19.124	+ 0.188	10:16:39.771
5 -	1:22.807	+ 3.871	10:11:11.248	10 -	1:44.492	+ 25.556	10:18:24.263
64	Andy WICKENS		Ford Sapphire Coswort				
1 -	1:50.178	+ 23.016	10:05:40.855	6 -	1:28.663	+ 1.501	10:13:28.537
2 -	1:39.293	+ 12.131	10:07:20.148	7 -	1:29.797	+ 2.635	10:14:58.334
3 -	1:32.035	+ 4.873	10:08:52.183	8 -	1:27.679	+ 0.517	10:16:26.013
4 -	1:38.502	+ 11.340	10:10:30.685	9 -	1:27.162		10:17:53.175
5 -	1:29.189	+ 2.027	10:11:59.874				
65	Trevor COLLAR		Sapphire Cosworth				
1 -	1:38.074	+ 19.797	10:06:14.301	5 -	1:18.980	+ 0.703	10:11:37.680
2 -	1:26.296	+ 8.019	10:07:40.597	6 -	1:18.277		10:12:55.957
3 -	1:19.420	+ 1.143	10:09:00.017	7 -	5:17.753 P	+ 3:59.476	10:18:13.710
4 -	1:18.683	+ 0.406	10:10:18.700				
66	Alex RIBBENS		Ford Escort				
1 -	1:47.996	+ 19.346	10:05:36.095	6 -	1:29.793	+ 1.143	10:13:04.836

Weather / Track : Cloudy / Dry

Dunlop Motorsport News Saloon Car Championship

QUALIFYING - LAP ANALYSIS

2 -	1:29.770	+ 1.120	10:07:05.865	7 -	1:29.879	+ 1.229	10:14:34.715
3 -	1:29.121	+ 0.471	10:08:34.986	8 -	1:28.833	+ 0.183	10:16:03.548
4 -	1:31.407	+ 2.757	10:10:06.393	9 -	1:29.190	+ 0.540	10:17:32.738
5 -	1:28.650		10:11:35.043				
67	Ray BARROW		Ford Escort				
1 -	1:44.054	+ 21.237	10:05:27.671	5 -	1:25.053	+ 2.236	10:11:10.981
2 -	1:28.902	+ 6.085	10:06:56.573	6 -	1:24.400	+ 1.583	10:12:35.381
3 -	1:24.774	+ 1.957	10:08:21.347	7 -	1:22.817		10:13:58.198
4 -	1:24.581	+ 1.764	10:09:45.928				
71	Nick PROUDLOCK		Ford Escort				
1 -	1:47.675	+ 15.620	10:05:54.831	5 -	1:44.298	+ 12.243	10:12:51.895
2 -	2:07.234	+ 35.179	10:08:02.065	6 -	1:49.954	+ 17.899	10:14:41.849
3 -	1:33.477	+ 1.422	10:09:35.542	7 -	1:43.032	+ 10.977	10:16:24.881
4 -	1:32.055		10:11:07.597				
75	Peter CLARK		Lancia Delta				
1 -	1:48.020	+ 17.124	10:07:41.937	5 -	1:30.896		10:13:52.396
2 -	1:35.971	+ 5.075	10:09:17.908	6 -	1:31.753	+ 0.857	10:15:24.149
3 -	1:31.685	+ 0.789	10:10:49.593	7 -	3:06.323	+ 1:35.427	10:18:30.472
4 -	1:31.907	+ 1.011	10:12:21.500				
76	Lee MCNAIR		Honda Integra Type R				
1 -	2:12.707	+ 47.993	10:06:07.328	5 -	1:30.304	+ 5.590	10:12:42.902
2 -	1:56.574	+ 31.860	10:08:03.902	6 -	1:26.211	+ 1.497	10:14:09.113
3 -	1:34.979	+ 10.265	10:09:38.881	7 -	1:24.714		10:15:33.827
4 -	1:33.717	+ 9.003	10:11:12.598	8 -	2:42.418 P	+ 1:17.704	10:18:16.245
77	Peter CREWES		Mini Britak Cooper S				
1 -	1:50.700	+ 25.309	10:05:33.354	5 -	1:34.045	+ 8.654	10:14:24.761
2 -	1:31.509	+ 6.118	10:07:04.863	6 -	1:25.872	+ 0.481	10:15:50.633
3 -	1:28.288	+ 2.897	10:08:33.151	7 -	1:25.391		10:17:16.024
4 -	4:17.565 P	+ 2:52.174	10:12:50.716				
82	Peter TAYLOR		Ford Sierra Cosworth				
1 -	1:42.111	+ 21.794	10:05:41.905	5 -	1:22.097	+ 1.780	10:11:12.319
2 -	1:24.647	+ 4.330	10:07:06.552	6 -	1:25.068	+ 4.751	10:12:37.387
3 -	1:23.353	+ 3.036	10:08:29.905	7 -	1:20.464	+ 0.147	10:13:57.851
4 -	1:20.317		10:09:50.222				
87	Graham RICHARDSON		Vauxhall Nova GSI				
1 -	1:50.637	+ 26.953	10:06:05.907	6 -	1:25.689	+ 2.005	10:13:29.668
2 -	1:38.323	+ 14.639	10:07:44.230	7 -	1:23.818	+ 0.134	10:14:53.486
3 -	1:29.190	+ 5.506	10:09:13.420	8 -	1:23.686	+ 0.002	10:16:17.172
4 -	1:25.837	+ 2.153	10:10:39.257	9 -	1:23.684		10:17:40.856
5 -	1:24.722	+ 1.038	10:12:03.979				
90	Richard BRENT		Peugeot 205 GTI				
1 -	1:47.017	+ 24.874	10:06:31.419	4 -	1:23.226	+ 1.083	10:10:54.469
2 -	1:33.710	+ 11.567	10:08:05.129	5 -	1:23.816	+ 1.673	10:12:18.285
3 -	1:26.114	+ 3.971	10:09:31.243	6 -	1:22.143		10:13:40.428
94	Paul DICKINSON		Seat Leon Cupra				
1 -	1:51.692	+ 29.643	10:06:04.553	6 -	1:25.248	+ 3.199	10:13:19.251
2 -	1:32.999	+ 10.950	10:07:37.552	7 -	1:30.075	+ 8.026	10:14:49.326
3 -	1:28.565	+ 6.516	10:09:06.117	8 -	1:23.118	+ 1.069	10:16:12.444
4 -	1:23.895	+ 1.846	10:10:30.012	9 -	1:22.049		10:17:34.493
5 -	1:23.991	+ 1.942	10:11:54.003				
97	Andy WOODS-DEAN		Renault Megane				
1 -	1:41.451	+ 14.702	10:06:14.720	6 -	1:26.887	+ 0.138	10:13:44.991
2 -	1:32.240	+ 5.491	10:07:46.960	7 -	1:26.749		10:15:11.740
3 -	1:31.533	+ 4.784	10:09:18.493	8 -	1:26.977	+ 0.228	10:16:38.717

Snetterton
Circuit Length = 1.9517 miles
Start: 10:03 End: 10:18

Weather / Track : Cloudy / Dry


Dunlop Motorsport News Saloon Car Championship

QUALIFYING - LAP ANALYSIS

4 -	1:31.590	+ 4.841	10:10:50.083	9 -	1:28.430	+ 1.681	10:18:07.147
5 -	1:28.021	+ 1.272	10:12:18.104				
98	Mike EDGELL			Rover Mini			
1 -	1:52.006	+ 23.436	10:05:54.923	5 -	1:37.344	+ 8.774	10:15:22.475
2 -	1:43.667	+ 15.097	10:07:38.590	6 -	1:28.570		10:16:51.045
3 -	1:43.992	+ 15.422	10:09:22.582	7 -	1:28.683	+ 0.113	10:18:19.728
4 -	4:22.549 P	+ 2:53.979	10:13:45.131				
99	Alex SCHOOLEDGE			Vauxhall Vectra			
1 -	1:46.713	+ 27.270	10:06:06.325	6 -	1:34.702	+ 15.259	10:13:26.365
2 -	1:29.755	+ 10.312	10:07:36.080	7 -	1:19.744	+ 0.301	10:14:46.109
3 -	1:26.876	+ 7.433	10:09:02.956	8 -	1:19.596	+ 0.153	10:16:05.705
4 -	1:24.310	+ 4.867	10:10:27.266	9 -	1:19.443		10:17:25.148
5 -	1:24.397	+ 4.954	10:11:51.663				

Dunlop Motorsport News Saloon Car Championship

RACE 3 - GRID

ROW 17	1:45.576 38 Andy PIPE		
ROW 16	1:32.055 71 Nick PROUDLOCK	1:39.033 11 Gemma MORRIS	
ROW 15	1:30.896 75 Peter CLARK	1:31.242 29 Paul GODDARD	
ROW 14	1:28.650 66 Alex RIBBENS	1:28.677 17 Ken WELCH	
ROW 13	1:27.191 31 Eric FALCE	1:28.570 98 Mike EDGELL	
ROW 12	1:26.749 97 Andy WOODS-DEAN	1:27.162 64 Andy WICKENS	
ROW 11	1:25.391 77 Peter CREWES	1:26.612 27 Chris HAYES	
ROW 10	1:24.714 76 Lee MCNAIR	1:25.006 2 Barry VINCENT	
ROW 9	1:24.411 7 James LINDRIDGE	1:24.454 34 Steve DANN	
ROW 8	1:24.235 15 Gerald DALE	1:24.391 26 Bill RICHARDS	
ROW 7	1:23.298 37 Nick HAYES	1:23.684 87 Graham RICHARDSON	
ROW 6	1:22.143 90 Richard BRENT	1:22.817 67 Ray BARROW	
ROW 5	1:21.997 46 Graham BAHR	1:22.049 94 Paul DICKINSON	
ROW 4	1:20.317 82 Peter TAYLOR	1:21.035 35 Joss RONCHETTI	
ROW 3	1:18.936 52 Rick MAY	1:19.443 99 Alex SCHOOLEDGE	
ROW 2	1:18.277 65 Trevor COLLAR	1:18.281 42 Darren BLY	
ROW 1	1:14.029 44 Rod BIRLEY	1:18.214 36 Ron KIDDELL	
Pole			
			

Snetterton
Circuit Length = 1.9517 miles

These results are provisional until the conclusion of any judicial and technical matters.

Clerk of Course :

Timekeeper :

Dunlop Motorsport News Saloon Car Championship

RACE 3 - CLASSIFICATION

POS	NO	CL	NAME	ENTRY	LAPS	TIME	GAP	DIFF	MPH	BEST	ON
1	44	A	Rod BIRLEY	Ford Escort WRC	12	15:11.747			92.48	1:13.861	4
2	42	A	Darren BLY	Nissan Skyline	12	15:16.506	4.759	4.759	92.00	1:14.187	4
3	36	A	Ron KIDDELL	Nissan Skyline GTR	12	15:31.306	19.559	14.800	90.54	1:15.215	3
4	35	B	Joss RONCHETTI	Talbot Sunbeam Lotus	12	15:53.125	41.378	21.819	88.47	1:17.992	4
5	52	B	Rick MAY	Ford Seirra Sapphire	12	15:54.248	42.501	1.123	88.36	1:17.526	12
6	46	B	Graham BAHR	BMW E30	12	15:54.696	42.949	0.448	88.32	1:17.472	12
7	65	A	Trevor COLLAR	Sapphire Cosworth	12	16:08.738	56.991	14.042	87.04	1:18.364	6
8	94	A	Paul DICKINSON	Seat Leon Cupra	12	16:28.457	1:16.710	19.719	85.31	1:20.480	6
9	67	A	Ray BARROW	Ford Escort	12	16:29.597	1:17.850	1.140	85.21	1:20.557	3
10	37	B	Nick HAYES	SEAT Cupra	11	15:25.252	1 lap	1 lap	83.54	1:22.573	5
11	7	C	James LINDRIDGE	Vauxhall Astra GTE	11	15:28.272	1 lap	3.020	83.27	1:21.978	10
12	90	D	Richard BRENT	Peugeot 205 GTI	11	15:32.237	1 lap	3.965	82.91	1:22.968	7
13	87	D	Graham RICHARDSON	Vauxhall Nova GSI	11	15:35.823	1 lap	3.586	82.59	1:23.257	10
14	26	E	Bill RICHARDS	Rover Mini Clubmans	11	15:38.954	1 lap	3.131	82.32	1:22.309	4
15	15	E	Gerald DALE	Mondo Mini	11	15:39.172	1 lap	0.218	82.30	1:23.601	9
16	34	B	Steve DANN	VW Golf	11	15:43.599	1 lap	4.427	81.91	1:22.815	2
17	76	C	Lee MCNAIR	Honda Integra Type R	11	15:49.318	1 lap	5.719	81.42	1:23.666	8
18	64	B	Andy WICKENS	Ford Sapphire Cosworth	11	15:53.125	1 lap	3.807	81.09	1:24.003	6
19	27	B	Chris HAYES	SEAT Cupra	11	16:00.304	1 lap	7.179	80.49	1:23.253	9
20	2	B	Barry VINCENT	Rover 827 Vitesse	11	16:01.691	1 lap	1.387	80.37	1:25.039	8
21	97	C	Andy WOODS-DEAN	Renault Megane	11	16:06.602	1 lap	4.911	79.96	1:25.430	8
22	38	D	Andy PIPE	Ford Escort MK1	11	16:11.917	1 lap	5.315	79.53	1:24.662	8
23	98	E	Mike EDGELL	Rover Mini	11	16:12.909	1 lap	0.992	79.45	1:25.753	6
24	31	E	Eric FALCE	Ford Fiesta	11	16:22.724	1 lap	9.815	78.65	1:26.767	11
25	3	C	Ashley HARGREAVES	Peugeot 306GTi	11	16:23.590	1 lap	0.866	78.58	1:25.536	11
26	66	D	Alex RIBBENS	Ford Escort	11	16:25.766	1 lap	2.176	78.41	1:27.037	8
27	17	E	Ken WELCH	Mini Cooper	11	16:31.869	1 lap	6.103	77.93	1:26.577	10
28	29	D	Paul GODDARD	Ford Escort	10	15:32.027	2 laps	1 lap	75.39	1:29.295	3
29	11	E	Gemma MORRIS	Austin Mini	10	16:17.747	2 laps	45.720	71.87	1:34.813	6
30	75	A	Peter CLARK	Lancia Delta	10	16:29.465	2 laps	11.718	71.01	1:26.422	9

NOT CLASSIFIED

DNF 99	A	Alex SCHOOLEDGE	Vauxhall Vectra	11	14:45.767	1 lap	0.000	87.26	1:18.441	9
DNF 82	A	Peter TAYLOR	Ford Sierra Cosworth	7	10:00.913	5 laps	4 laps	81.85	1:19.851	3
DNF 77	E	Peter CREWES	Mini Britak Cooper S	5	7:20.468	7 laps	2 laps	79.76	1:24.990	3
DNF 71	D	Nick PROUDLOCK	Ford Escort	5	8:37.641	7 laps	1:17.173	67.87	1:30.021	3

FASTEST LAP

46	B	Graham BAHR	BMW E30	12	1:17.472	90.70 mph	145.97 kph
7	C	James LINDRIDGE	Vauxhall Astra GTE	10	1:21.978	85.71 mph	137.95 kph
26	E	Bill RICHARDS	Rover Mini Clubmans	4	1:22.309	85.37 mph	137.39 kph
90	D	Richard BRENT	Peugeot 205 GTI	7	1:22.968	84.69 mph	136.30 kph
44	A	Rod BIRLEY	Ford Escort WRC	4	1:13.861	95.13 mph	153.11 kph

Weather / Track : Cloudy / Dry

These results are provisional until the conclusion of any judicial and technical matters.

Snetterton
Circuit Length = 1.9520 miles
Start: 16:17 End: 16:35

Clerk of Course :

Timekeeper :

Dunlop Motorsport News Saloon Car Championship

RACE 3 - CLASSIFICATION - AMENDED

POS	NO	CL	NAME	ENTRY	LAPS	TIME	GAP	DIFF	MPH	BEST	ON
1	44	A	Rod BIRLEY	Ford Escort WRC	12	15:11.747			92.48	1:13.861	4
2	42	A	Darren BLY	Nissan Skyline	12	15:16.506	4.759	4.759	92.00	1:14.187	4
3	36	A	Ron KIDDELL	Nissan Skyline GTR	12	15:31.306	19.559	14.800	90.54	1:15.215	3
4	35	B	Joss RONCHETTI	Talbot Sunbeam Lotus	12	15:53.125	41.378	21.819	88.47	1:17.992	4
5	52	B	Rick MAY	Ford Seirra Sapphire	12	15:54.248	42.501	1.123	88.36	1:17.526	12
6	46	B	Graham BAHR	BMW E30	12	15:54.696	42.949	0.448	88.32	1:17.472	12
7	65	A	Trevor COLLAR	Sapphire Cosworth	12	16:08.738	56.991	14.042	87.04	1:18.364	6
8	94	A	Paul DICKINSON	Seat Leon Cupra	12	16:28.457	1:16.710	19.719	85.31	1:20.480	6
9	67	A	Ray BARROW	Ford Escort	12	16:29.597	1:17.850	1.140	85.21	1:20.557	3
10	37	B	Nick HAYES	SEAT Cupra	11	15:25.252	1 lap	1 lap	83.54	1:22.573	5
11	7	C	James LINDRIDGE	Vauxhall Astra GTE	11	15:28.272	1 lap	3.020	83.27	1:21.978	10
12	90	D	Richard BRENT	Peugeot 205 GTI	11	15:32.237	1 lap	3.965	82.91	1:22.968	7
13	87	D	Graham RICHARDSON	Vauxhall Nova GSI	11	15:35.823	1 lap	3.586	82.59	1:23.257	10
14	26	E	Bill RICHARDS	Rover Mini Clubmans	11	15:38.954	1 lap	3.131	82.32	1:22.309	4
15	15	E	Gerald DALE	Mondo Mini	11	15:39.172	1 lap	0.218	82.30	1:23.601	9
16	34	B	Steve DANN	VW Golf	11	15:43.599	1 lap	4.427	81.91	1:22.815	2
17	76	C	Lee MCNAIR	Honda Integra Type R	11	15:49.318	1 lap	5.719	81.42	1:23.666	8
18	64	B	Andy WICKENS	Ford Sapphire Cosworth	11	15:53.125	1 lap	3.807	81.09	1:24.003	6
19	27	B	Chris HAYES	SEAT Cupra	11	16:00.304	1 lap	7.179	80.49	1:23.253	9
20	2	B	Barry VINCENT	Rover 827 Vitesse	11	16:01.691	1 lap	1.387	80.37	1:25.039	8
21	97	C	Andy WOODS-DEAN	Renault Megane	11	16:06.602	1 lap	4.911	79.96	1:25.430	8
22	38	D	Andy PIPE	Ford Escort MK1	11	16:11.917	1 lap	5.315	79.53	1:24.662	8
23	98	E	Mike EDGELL	Rover Mini	11	16:12.909	1 lap	0.992	79.45	1:25.753	6
24	31	E	Eric FALCE	Ford Fiesta	11	16:22.724	1 lap	9.815	78.65	1:26.767	11
25	3	C	Ashley HARGREAVES	Peugeot 306GTi	11	16:23.590	1 lap	0.866	78.58	1:25.536	11
26	66	D	Alex RIBBENS	Ford Escort	11	16:25.766	1 lap	2.176	78.41	1:27.037	8
27	75	A	Peter CLARK	Lancia Delta	11	16:29.465	1 lap	3.699	78.12	1:26.422	10
28	17	E	Ken WELCH	Mini Cooper	11	16:31.869	1 lap	2.404	77.93	1:26.577	10
29	29	D	Paul GODDARD	Ford Escort	10	15:32.027	2 laps	1 lap	75.39	1:29.295	3
30	11	E	Gemma MORRIS	Austin Mini	10	16:17.747	2 laps	45.720	71.87	1:34.813	6

NOT CLASSIFIED

DNF 99	A	Alex SCHOOLEDGE	Vauxhall Vectra	11	14:45.767	1 lap	0.000	87.26	1:18.441	9
DNF 82	A	Peter TAYLOR	Ford Sierra Cosworth	7	10:00.913	5 laps	4 laps	81.85	1:19.851	3
DNF 77	E	Peter CREWES	Mini Britak Cooper S	5	7:20.468	7 laps	2 laps	79.76	1:24.990	3
DNF 71	D	Nick PROUDLOCK	Ford Escort	5	8:37.641	7 laps	1:17.173	67.87	1:30.021	3

FASTEST LAP

46	B	Graham BAHR	BMW E30	12	1:17.472	90.70 mph	145.97 kph
7	C	James LINDRIDGE	Vauxhall Astra GTE	10	1:21.978	85.71 mph	137.95 kph
26	E	Bill RICHARDS	Rover Mini Clubmans	4	1:22.309	85.37 mph	137.39 kph
90	D	Richard BRENT	Peugeot 205 GTI	7	1:22.968	84.69 mph	136.30 kph
44	A	Rod BIRLEY	Ford Escort WRC	4	1:13.861	95.13 mph	153.11 kph

Weather / Track : Cloudy / Dry

These results are provisional until the conclusion of any judicial and technical matters.

Snetterton
Circuit Length = 1.9520 miles
Start: 16:17 End: 16:35

Clerk of Course :

Timekeeper :

Dunlop Motorsport News Saloon Car Championship

RACE 3 - LAP CHART

Lap 1			Lap 2			Lap 3			Lap 4			Lap 5		
No	Behind	Laptime	No	Behind	Laptime	No	Behind	Laptime	No	Behind	Laptime	No	Behind	Laptime
44		1:21.905	44		1:15.661	44		1:14.638	44		1:13.861	44		1:14.698
65	1.006	1:22.911	42	1.312	1:15.255	42	1.836	1:15.162	42	2.162	1:14.187	42	2.098	1:14.634
42	1.718	1:23.623	36	3.126	1:16.905	36	3.703	1:15.215	36	5.121	1:15.279	36	6.982	1:16.559
36	1.882	1:23.787	65	3.758	1:18.413	65	8.141	1:19.021	65	14.075	1:19.795	65	18.618	1:19.241
52	3.538	1:25.443	35	6.477	1:18.382	35	10.555	1:18.716	35	14.686	1:17.992	35	18.804	1:18.816
35	3.756	1:25.661	52	8.652	1:20.775	52	13.119	1:19.105	52	19.017	1:19.759	11	1 LAP	1:36.952
99	4.727	1:26.632	99	9.627	1:20.561	99	14.196	1:19.207	99	19.733	1:19.398	52	24.266	1:19.947
82	6.752	1:28.657	82	11.733	1:20.642	82	16.946	1:19.851	46	22.610	1:18.657	99	25.044	1:20.009
46	7.386	1:29.291	46	13.117	1:21.392	46	17.814	1:19.335	82	22.962	1:19.877	46	25.798	1:17.886
67	8.681	1:30.586	67	14.169	1:21.149	67	20.088	1:20.557	67	27.380	1:21.153	82	28.966	1:20.702
94	9.774	1:31.679	94	15.853	1:21.740	94	22.689	1:21.474	94	30.103	1:21.275	67	34.239	1:21.557
34	10.779	1:32.684	34	17.933	1:22.815	34	27.158	1:23.863	90	38.020	1:24.053	94	36.980	1:21.575
90	11.087	1:32.992	90	18.940	1:23.514	90	27.828	1:23.526	34	38.402	1:25.105	37	46.382	1:22.573
37	11.398	1:33.303	37	19.994	1:24.257	37	28.194	1:22.838	37	38.507	1:24.174	90	47.817	1:24.495
87	12.467	1:34.372	87	20.901	1:24.095	87	29.755	1:23.492	87	39.438	1:23.544	34	48.943	1:25.239
15	12.831	1:34.736	15	21.527	1:24.357	15	30.836	1:23.947	26	41.335	1:22.309	87	49.240	1:24.500
26	12.960	1:34.865	26	22.947	1:25.648	26	32.887	1:24.578	15	41.797	1:24.822	7	50.015	1:22.210
7	13.106	1:35.011	7	22.948	1:25.503	7	32.888	1:24.578	7	42.503	1:23.476	26	51.438	1:24.801
2	14.714	1:36.619	2	27.295	1:28.242	77	37.933	1:24.990	77	49.119	1:25.047	15	52.245	1:25.146
27	14.764	1:36.669	77	27.581	1:28.447	2	38.793	1:26.136	2	50.577	1:25.645	77	59.705	1:25.284
77	14.795	1:36.700	76	29.085	1:27.440	76	40.032	1:25.585	76	50.990	1:24.819	76	1:00.940	1:24.648
76	17.306	1:39.211	97	29.710	1:27.349	64	41.841	1:25.622	64	52.503	1:24.523	2	1:02.824	1:26.945
97	18.022	1:39.927	27	30.481	1:31.378	97	41.889	1:26.817	97	54.788	1:26.760	64	1:03.735	1:25.930
31	18.414	1:40.319	64	30.857	1:27.846	66	44.266	1:27.090	31	58.790	1:27.185	97	1:06.118	1:26.028
64	18.672	1:40.577	66	31.814	1:27.696	31	45.466	1:27.454	66	59.043	1:28.638	27	1:11.342	1:25.947
98	19.420	1:41.325	31	32.650	1:29.897	27	47.208	1:31.365	27	1:00.093	1:26.746	66	1:13.580	1:29.235
66	19.779	1:41.684	98	33.256	1:29.497	98	47.558	1:28.940	98	1:01.650	1:27.953	31	1:13.865	1:29.773
29	21.090	1:42.995	29	35.190	1:29.761	38	49.830	1:28.259	38	1:02.377	1:26.408	98	1:13.940	1:26.988
75	21.898	1:43.803	38	36.209	1:28.959	29	49.847	1:29.295	29	1:06.412	1:30.426	38	1:14.054	1:26.375
17	22.663	1:44.568	75	38.908	1:32.671	75	52.913	1:28.643	75	1:07.823	1:28.771			
38	22.911	1:44.816	17	38.956	1:31.954	3	54.644	1:29.028	3	1:09.806	1:29.023			
71	24.545	1:46.450	71	39.987	1:31.103	17	54.744	1:30.426	17	1:09.942	1:29.059			
3	25.428	1:47.333	3	40.254	1:30.487	71	55.370	1:30.021	71	1:11.737	1:30.228			
11	29.216	1:51.121	11	49.486	1:35.931	11	1:10.700	1:35.852						

Dunlop Motorsport News Saloon Car Championship

RACE 3 - LAP CHART

Lap 6			Lap 7			Lap 8			Lap 9			Lap 10		
No	Behind	Laptime	No	Behind	Laptime	No	Behind	Laptime	No	Behind	Laptime	No	Behind	Laptime
44		1:15.440	44		1:17.371	44		1:15.573	44		1:15.658	44		1:16.251
42	3.694	1:17.036	97	1 LAP	1:26.734	76	1 LAP	1:24.638	15	1 LAP	1:24.597	90	1 LAP	1:23.947
29	1 LAP	1:31.376	42	3.513	1:17.190	42	4.511	1:16.571	26	1 LAP	1:24.484	7	1 LAP	1:23.200
3	1 LAP	1:28.403	27	1 LAP	1:26.381	64	1 LAP	1:26.160	11	2 LAPS	1:36.379	42	2.956	1:15.124
75	1 LAP	1:30.387	98	1 LAP	1:25.753	2	1 LAP	1:26.581	42	4.083	1:15.230	34	1 LAP	1:26.023
17	1 LAP	1:28.268	38	1 LAP	1:25.781	36	10.272	1:16.039	76	1 LAP	1:23.666	87	1 LAP	1:23.631
36	8.191	1:16.649	36	9.806	1:18.986	97	1 LAP	1:26.572	36	12.948	1:18.334	15	1 LAP	1:23.601
65	21.542	1:18.364	31	1 LAP	1:29.944	27	1 LAP	1:25.849	64	1 LAP	1:24.308	26	1 LAP	1:23.625
35	21.861	1:18.497	66	1 LAP	1:31.271	38	1 LAP	1:24.867	2	1 LAP	1:25.039	36	14.956	1:18.259
52	27.551	1:18.725	3	1 LAP	1:28.019	98	1 LAP	1:26.465	97	1 LAP	1:25.430	76	1 LAP	1:24.624
99	28.178	1:18.574	75	1 LAP	1:29.164	31	1 LAP	1:27.628	27	1 LAP	1:24.169	64	1 LAP	1:24.149
46	28.272	1:17.914	17	1 LAP	1:30.644	66	1 LAP	1:27.628	38	1 LAP	1:24.662	11	2 LAPS	1:37.462
82	36.934	1:23.408	35	23.051	1:18.561	35	26.928	1:19.450	98	1 LAP	1:26.424	2	1 LAP	1:25.891
11	1 LAP	1:36.349	65	24.450	1:20.279	3	1 LAP	1:26.670	35	30.240	1:18.970	97	1 LAP	1:25.856
67	40.308	1:21.509	29	1 LAP	1:35.835	75	1 LAP	1:27.122	31	1 LAP	1:27.629	27	1 LAP	1:23.253
94	42.020	1:20.480	52	29.370	1:19.190	52	32.660	1:18.863	52	35.459	1:18.457	35	33.595	1:19.606
37	53.966	1:23.024	46	29.721	1:18.820	46	32.873	1:18.725	66	1 LAP	1:27.037	38	1 LAP	1:27.168
90	55.920	1:23.543	99	31.106	1:20.299	17	1 LAP	1:27.132	46	35.939	1:18.724	52	37.244	1:18.036
34	56.788	1:23.285	67	44.764	1:21.827	99	34.000	1:18.467	99	36.783	1:18.441	46	37.731	1:18.043
7	57.832	1:23.257	94	46.005	1:21.356	65	36.938	1:28.061	3	1 LAP	1:26.714	98	1 LAP	1:26.520
87	58.209	1:24.409	11	1 LAP	1:34.813	29	1 LAP	1:31.042	65	41.985	1:20.705	99	40.155	1:19.623
26	1:00.136	1:24.138	37	59.404	1:22.809	67	51.269	1:22.078	75	1 LAP	1:27.327	65	46.401	1:20.667
15	1:00.413	1:23.608	90	1:01.517	1:22.968	94	52.666	1:22.234	17	1 LAP	1:28.004	31	1 LAP	1:29.122
71	1 LAP	2:19.839	34	1:02.854	1:23.437	37	1:06.553	1:22.722	67	57.258	1:21.647	66	1 LAP	1:29.156
76	1:10.798	1:25.298	7	1:03.072	1:22.611	90	1:09.249	1:23.305	29	1 LAP	1:32.027	3	1 LAP	1:26.431
64	1:12.298	1:24.003	87	1:05.887	1:25.049	7	1:10.379	1:22.880	94	58.428	1:21.420	75	1 LAP	1:26.900
2	1:13.169	1:25.785	15	1:07.017	1:23.975	34	1:11.494	1:24.213	37	1:14.115	1:23.220	17	1 LAP	1:27.422
			82	1:07.339	1:47.776	87	1:15.440	1:25.126				67	1:02.797	1:21.790
			26	1:07.339	1:24.574							94	1:03.672	1:21.495

Dunlop Motorsport News Saloon Car Championship

RACE 3 - LAP CHART

Lap 11			Lap 12		
No	Behind	Laptime	No	Behind	Laptime
44		1:15.301	44		1:15.390
29	2 LAPS	1:34.594	42	4.759	1:16.307
42	3.842	1:16.187	37	1 LAP	1:23.362
37	1 LAP	1:22.970	7	1 LAP	1:23.568
7	1 LAP	1:21.978	36	19.559	1:17.112
90	1 LAP	1:25.035	29	2 LAPS	1:34.676
87	1 LAP	1:23.257	90	1 LAP	1:24.859
26	1 LAP	1:24.016	87	1 LAP	1:24.348
15	1 LAP	1:24.817	26	1 LAP	1:25.916
36	17.837	1:18.182	15	1 LAP	1:25.566
34	1 LAP	1:28.310	34	1 LAP	1:28.625
76	1 LAP	1:24.830	76	1 LAP	1:24.559
64	1 LAP	1:24.912	64	1 LAP	1:25.095
2	1 LAP	1:26.268	35	41.378	1:18.500
35	38.268	1:19.974	52	42.501	1:17.526
52	40.365	1:18.422	46	42.949	1:17.472
27	1 LAP	1:24.983	27	1 LAP	1:23.564
46	40.867	1:18.437	2	1 LAP	1:28.540
97	1 LAP	1:28.733	97	1 LAP	1:26.396
11	2 LAPS	1:37.871	65	56.991	1:21.567
38	1 LAP	1:27.082	38	1 LAP	1:27.540
98	1 LAP	1:25.867	98	1 LAP	1:27.177
99	49.410	1:24.556	11	2 LAPS	1:35.017
65	50.814	1:19.714	31	1 LAP	1:26.767
31	1 LAP	1:27.006	3	1 LAP	1:25.536
66	1 LAP	1:28.395	66	1 LAP	1:27.936
3	1 LAP	1:25.946	94	1:16.710	1:22.289
75	1 LAP	1:26.422	75	1 LAP	1:28.255
17	1 LAP	1:26.577	67	1:17.850	1:24.484
67	1:08.756	1:21.260	17	1 LAP	1:27.815
94	1:09.811	1:21.440			

Dunlop Motorsport News Saloon Car Championship

RACE 10 - GRID

ROW 17	77 Peter CREWES	71 Nick PROUDLOCK
ROW 16	99 Alex SCHOOLEDGE	82 Peter TAYLOR
ROW 15	11 Gemma MORRIS	75 Peter CLARK
ROW 14	17 Ken WELCH	29 Paul GODDARD
ROW 13	3 Ashley HARGREAVES	66 Alex RIBBENS
ROW 12	98 Mike EDGELL	31 Eric FALCE
ROW 11	97 Andy WOODS-DEAN	38 Andy PIPE
ROW 10	27 Chris HAYES	2 Barry VINCENT
ROW 9	76 Lee MCNAIR	64 Andy WICKENS
ROW 8	15 Gerald DALE	34 Steve DANN
ROW 7	87 Graham RICHARDSON	26 Bill RICHARDS
ROW 6	7 James LINDRIDGE	90 Richard BRENT
ROW 5	67 Ray BARROW	37 Nick HAYES
ROW 4	65 Trevor COLLAR	94 Paul DICKINSON
ROW 3	52 Rick MAY	46 Graham BAHR
ROW 2	36 Ron KIDDELL	35 Joss RONCHETTI
ROW 1	44 Rod BIRLEY	42 Darren BLY

Pole

Snetterton
Circuit Length = 1.9520 miles

These results are provisional until the conclusion of any judicial and technical matters.

Clerk of Course :

Timekeeper :

Dunlop Motorsport News Saloon Car Championship

RACE 10 - CLASSIFICATION

POS	NO	CL	NAME	ENTRY	LAPS	TIME	GAP	DIFF	MPH	BEST	ON
1	44	A	Rod BIRLEY	Ford Escort WRC	12	15:51.853			88.59	1:13.686	4
2	36	A	Ron KIDDELL	Nissan Skyline GTR	12	15:59.857	8.004	8.004	87.85	1:14.412	5
3	42	A	Darren BLY	Nissan Skyline	12	16:17.925	26.072	18.068	86.22	1:14.523	5
4	52	B	Rick MAY	Ford Seirra Sapphire	12	16:26.407	34.554	8.482	85.48	1:16.815	7
5	35	B	Joss RONCHETTI	Talbot Sunbeam Lotus	12	16:36.139	44.286	9.732	84.65	1:18.099	2
6	46	B	Graham BAHR	BMW E30	12	16:44.130	52.277	7.991	83.97	1:16.674	7
7	67	A	Ray BARROW	Ford Escort	12	16:46.223	54.370	2.093	83.80	1:18.279	3
8	94	A	Paul DICKINSON	Seat Leon Cupra	12	17:38.776	1:46.923	52.553	79.64	1:19.817	5
9	99	A	Alex SCHOOLEGDE	Vauxhall Vectra	11	15:55.484	1 lap	1 lap	80.89	1:19.506	6
10	37	B	Nick HAYES	SEAT Cupra	11	15:58.492	1 lap	3.008	80.64	1:21.992	6
11	65	A	Trevor COLLAR	Sapphire Cosworth	11	16:03.183	1 lap	4.691	80.25	1:18.167	4
12	34	B	Steve DANN	VW Golf	11	16:04.694	1 lap	1.511	80.12	1:21.542	5
13	90	D	Richard BRENT	Peugeot 205 GTI	11	16:12.695	1 lap	8.001	79.46	1:22.453	2
14	7	C	James LINDRIDGE	Vauxhall Astra GTE	11	16:12.955	1 lap	0.260	79.44	1:21.824	5
15	76	C	Lee MCNAIR	Honda Integra Type R	11	16:13.746	1 lap	0.791	79.38	1:22.871	6
16	15	E	Gerald DALE	Mondo Mini	11	16:18.577	1 lap	4.831	78.99	1:23.629	6
17	26	E	Bill RICHARDS	Rover Mini Clubmans	11	16:18.651	1 lap	0.074	78.98	1:23.703	6
18	87	D	Graham RICHARDSON	Vauxhall Nova GSI	11	16:25.657	1 lap	7.006	78.42	1:24.296	4
19	2	B	Barry VINCENT	Rover 827 Vitesse	11	16:29.715	1 lap	4.058	78.10	1:25.635	4
20	27	B	Chris HAYES	SEAT Cupra	11	16:32.099	1 lap	2.384	77.91	1:25.000	3
21	3	C	Ashley HARGREAVES	Peugeot 306GTi	11	16:32.248	1 lap	0.149	77.90	1:25.655	4
22	97	C	Andy WOODS-DEAN	Renault Megane	11	16:37.460	1 lap	5.212	77.49	1:26.070	5
23	98	E	Mike EDGELL	Rover Mini	11	16:50.352	1 lap	12.892	76.50	1:26.332	6
24	17	E	Ken WELCH	Mini Cooper	11	16:50.854	1 lap	0.502	76.46	1:25.582	4
25	38	D	Andy PIPE	Ford Escort MK1	11	16:53.941	1 lap	3.087	76.23	1:24.462	6
26	31	E	Eric FALCE	Ford Fiesta	11	17:06.332	1 lap	12.391	75.31	1:27.134	3
27	29	D	Paul GODDARD	Ford Escort	11	17:13.827	1 lap	7.495	74.76	1:27.669	3
28	75	A	Peter CLARKE	Lancia Delta	11	17:30.421	1 lap	16.594	73.58	1:26.872	6
29	11	E	Gemma MORRIS	Austin Mini	10	16:35.609	2 laps	1 lap	70.58	1:34.708	3

NOT CLASSIFIED

DNF	66	D	Alex RIBBENS	Ford Escort	7	10:28.320	5 laps	3 laps	78.28	1:26.491	6
DNF	64	B	Andy WICKENS	Ford Sapphire Coswort	6	8:36.972	6 laps	1 lap	81.55	1:23.752	3

FASTEST LAP

46	B	Graham BAHR	BMW E30	7	1:16.674	91.64 mph	147.49 kph
7	C	James LINDRIDGE	Vauxhall Astra GTE	5	1:21.824	85.88 mph	138.21 kph
15	E	Gerald DALE	Mondo Mini	6	1:23.629	84.02 mph	135.22 kph
90	D	Richard BRENT	Peugeot 205 GTI	2	1:22.453	85.22 mph	137.15 kph
44	A	Rod BIRLEY	Ford Escort WRC	4	1:13.686	95.36 mph	153.47 kph

Weather / Track : Cloudy / Dry

These results are provisional until the conclusion of any judicial and technical matters.

Snetterton
Circuit Length = 1.9520 miles
Start: 11:53 End: 12:11

Clerk of Course :	Timekeeper :
-------------------	--------------

Dunlop Motorsport News Saloon Car Championship

RACE 10 - LAP CHART

Lap 1			Lap 2			Lap 3			Lap 4			Lap 5		
No	Behind	Laptime	No	Behind	Laptime	No	Behind	Laptime	No	Behind	Laptime	No	Behind	Laptime
44		1:15.612	44		1:14.143	44		1:14.157	44		1:13.686	44		1:15.068
42	2.387	1:17.999	42	3.975	1:15.731	42	4.393	1:14.575	42	5.332	1:14.625	75	1 LAP	1:27.356
36	3.803	1:19.415	36	5.039	1:15.379	36	5.729	1:14.847	36	7.044	1:15.001	42	4.787	1:14.523
35	5.616	1:21.228	35	9.572	1:18.099	35	13.888	1:18.473	35	19.097	1:18.895	36	6.388	1:14.412
52	7.230	1:22.842	52	12.151	1:19.064	52	15.853	1:17.859	52	19.596	1:17.429	11	1 LAP	1:34.951
46	8.227	1:23.839	46	12.667	1:18.583	46	16.282	1:17.772	46	20.182	1:17.586	52	21.877	1:17.349
65	9.433	1:25.045	65	14.340	1:19.050	65	18.512	1:18.329	65	22.993	1:18.167	46	22.744	1:17.630
67	9.656	1:25.268	67	15.265	1:19.752	67	19.387	1:18.279	67	25.792	1:20.091	35	23.712	1:19.683
94	11.466	1:27.078	94	18.902	1:21.579	94	24.787	1:20.042	94	31.473	1:20.372	65	29.710	1:21.785
37	11.999	1:27.611	37	19.988	1:22.132	37	27.909	1:22.078	37	36.780	1:22.557	67	30.562	1:19.838
90	13.032	1:28.644	90	21.342	1:22.453	90	29.784	1:22.599	90	38.974	1:22.876	94	36.222	1:19.817
34	14.244	1:29.856	34	23.349	1:23.248	34	31.238	1:22.046	34	40.446	1:22.894	37	44.016	1:22.304
7	14.419	1:30.031	7	24.334	1:24.058	7	33.441	1:23.264	7	42.412	1:22.657	90	46.677	1:22.771
87	15.280	1:30.892	64	26.326	1:24.415	64	35.921	1:23.752	99	44.377	1:21.936	34	46.920	1:21.542
64	16.054	1:31.666	87	27.612	1:26.475	99	36.127	1:21.714	64	46.243	1:24.008	99	49.140	1:19.831
26	17.487	1:33.099	99	28.570	1:22.529	87	38.209	1:24.754	87	48.819	1:24.296	7	49.168	1:21.824
15	17.727	1:33.339	26	30.343	1:26.999	38	41.642	1:24.845	38	54.618	1:26.662	64	56.117	1:24.942
2	18.668	1:34.280	15	30.548	1:26.964	76	42.496	1:24.620	76	54.764	1:25.954	87	58.145	1:24.394
38	18.741	1:34.353	38	30.954	1:26.356	15	43.212	1:26.821	26	55.342	1:25.777	76	1:03.779	1:24.083
76	19.681	1:35.293	2	32.001	1:27.476	26	43.251	1:27.065	15	55.494	1:25.968	26	1:05.030	1:24.756
99	20.184	1:35.796	76	32.033	1:26.495	2	44.151	1:26.307	2	56.100	1:25.635	15	1:05.420	1:24.994
97	20.869	1:36.481	97	34.435	1:27.709	27	46.544	1:25.000	27	57.899	1:25.041	2	1:07.916	1:26.884
66	22.154	1:37.766	66	35.080	1:27.069	97	47.458	1:27.180	97	1:00.062	1:26.290	38	1:08.105	1:28.555
27	22.995	1:38.607	27	35.701	1:26.849	66	48.042	1:27.119	66	1:01.125	1:26.769	27	1:08.365	1:25.534
3	23.210	1:38.822	3	37.476	1:28.409	3	49.655	1:26.336	3	1:01.624	1:25.655	97	1:11.064	1:26.070
98	24.390	1:40.002	98	38.108	1:27.861	17	50.114	1:26.095	17	1:02.010	1:25.582	3	1:12.350	1:25.794
31	25.097	1:40.709	17	38.176	1:27.056	98	51.194	1:27.243	98	1:04.242	1:26.734	66	1:13.061	1:27.004
17	25.263	1:40.875	31	39.405	1:28.451	31	52.382	1:27.134	31	1:06.574	1:27.878	17	1:13.543	1:26.601
29	26.284	1:41.896	29	41.160	1:29.019	29	54.672	1:27.669	29	1:09.791	1:28.805			
11	30.331	1:45.943	75	47.842	1:29.425	75	1:02.201	1:28.516						
75	32.560	1:48.172	11	51.136	1:34.948	11	1:11.687	1:34.708						

Weather / Track : Cloudy / Dry

www.tsl-timing.com

Page 1 of 3

Snetterton
Circuit Length = 1.9520 miles
Start: 11:53 End: 12:11

Printed - 12.12 Sunday, 27 April 2008

Dunlop Motorsport News Saloon Car Championship

RACE 10 - LAP CHART

Lap 6			Lap 7			Lap 8			Lap 9			Lap 10		
No	Behind	Laptime	No	Behind	Laptime	No	Behind	Laptime	No	Behind	Laptime	No	Behind	Laptime
44		1:14.825	44		1:17.136	44		1:17.922	44		1:24.584	44		1:28.774
98	1 LAP	1:26.610	38	1 LAP	1:24.462	87	1 LAP	1:28.724	90	1 LAP	1:35.936	34	1 LAP	1:36.327
31	1 LAP	1:28.788	2	1 LAP	1:25.795	76	1 LAP	1:28.881	7	1 LAP	1:44.094	90	1 LAP	1:35.894
36	7.207	1:15.644	27	1 LAP	1:26.353	26	1 LAP	1:27.612	76	1 LAP	1:31.298	11	2 LAPS	1:45.310
42	8.644	1:18.682	3	1 LAP	1:25.857	15	1 LAP	1:27.486	87	1 LAP	1:35.755	7	1 LAP	1:34.164
29	1 LAP	1:31.309	97	1 LAP	1:27.211	2	1 LAP	1:30.582	26	1 LAP	1:32.142	76	1 LAP	1:31.416
75	1 LAP	1:27.638	66	1 LAP	1:26.491	27	1 LAP	1:31.292	15	1 LAP	1:33.332	36	15.726	1:25.797
52	24.385	1:17.333	36	8.974	1:18.903	36	16.296	1:25.244	36	18.703	1:26.991	87	1 LAP	1:36.135
46	25.042	1:17.123	17	1 LAP	1:27.786	42	17.307	1:23.886	42	19.913	1:27.190	42	20.110	1:28.971
35	27.231	1:18.344	98	1 LAP	1:26.332	3	1 LAP	1:31.163	2	1 LAP	1:36.280	26	1 LAP	1:35.222
65	35.345	1:20.460	42	11.343	1:19.835	97	1 LAP	1:31.840	3	1 LAP	1:33.153	15	1 LAP	1:34.754
67	35.501	1:19.764	31	1 LAP	1:32.103	98	1 LAP	1:30.949	27	1 LAP	1:37.633	2	1 LAP	1:33.981
11	1 LAP	1:35.514	75	1 LAP	1:26.872	38	1 LAP	1:41.006	97	1 LAP	1:34.870	3	1 LAP	1:33.580
94	41.516	1:20.119	52	24.064	1:16.815	17	1 LAP	1:33.580	98	1 LAP	1:37.023	27	1 LAP	1:34.846
37	51.183	1:21.992	46	24.580	1:16.674	66	1 LAP	1:36.102	38	1 LAP	1:37.947	97	1 LAP	1:35.331
99	53.821	1:19.506	29	1 LAP	1:30.980	52	32.073	1:25.931	17	1 LAP	1:37.309	52	40.574	1:29.264
34	56.013	1:23.918	35	28.933	1:18.838	35	33.023	1:22.012	52	40.084	1:32.595	35	41.528	1:29.670
7	56.594	1:22.251	65	38.059	1:19.850	31	1 LAP	1:34.076	35	40.632	1:32.193	98	1 LAP	1:39.604
90	57.062	1:25.210	67	39.027	1:20.662	46	37.615	1:30.957	46	46.176	1:33.145	38	1 LAP	1:39.469
87	1:07.899	1:24.579	94	46.934	1:22.554	75	1 LAP	1:35.150	31	1 LAP	1:38.245	17	1 LAP	1:39.265
64	1:09.481	1:28.189	11	1 LAP	1:35.316	29	1 LAP	1:34.752	75	1 LAP	1:34.675	46	48.888	1:31.486
76	1:11.825	1:22.871	99	59.947	1:23.262	67	45.907	1:24.802	67	52.539	1:31.216	67	55.204	1:31.439
26	1:13.908	1:23.703	37	1:01.496	1:27.449	65	47.122	1:26.985	65	59.008	1:36.470	31	1 LAP	1:38.518
15	1:14.224	1:23.629	34	1:04.441	1:25.564	94	55.609	1:26.597	29	1 LAP	1:42.218	75	1 LAP	1:39.749
			7	1:06.983	1:27.525	99	1:11.532	1:29.507	94	1:07.164	1:36.139	29	1 LAP	1:39.683
			90	1:10.118	1:30.192	37	1:15.552	1:31.978	99	1:21.759	1:34.811	94	1:17.609	1:39.219
						11	1 LAP	1:40.510	37	1:26.088	1:35.120			
						34	1:19.599	1:33.080						

Dunlop Motorsport News Saloon Car Championship
RACE 10 - LAP CHART

Lap 11			Lap 12		
No	Behind	Laptime	No	Behind	Laptime
44		1:26.902	44		1:29.044
99	1 LAP	1:36.881	99	1 LAP	1:29.711
37	1 LAP	1:33.729	37	1 LAP	1:31.542
65	1 LAP	2:05.531	36	8.004	1:22.649
34	1 LAP	1:34.229	65	1 LAP	1:31.511
36	14.399	1:25.575	34	1 LAP	1:31.990
90	1 LAP	1:33.980	90	1 LAP	1:32.140
42	18.060	1:24.852	7	1 LAP	1:30.526
7	1 LAP	1:32.561	76	1 LAP	1:29.915
76	1 LAP	1:32.920	42	26.072	1:37.056
26	1 LAP	1:32.229	15	1 LAP	1:29.236
15	1 LAP	1:32.054	26	1 LAP	1:30.047
87	1 LAP	1:35.672	87	1 LAP	1:33.981
11	2 LAPS	1:46.233	52	34.554	1:24.764
2	1 LAP	1:31.761	2	1 LAP	1:30.734
3	1 LAP	1:31.522	27	1 LAP	1:30.571
27	1 LAP	1:30.373	3	1 LAP	1:31.957
52	38.834	1:25.162	11	2 LAPS	1:42.176
97	1 LAP	1:32.820	35	44.286	1:27.577
35	45.753	1:31.127	97	1 LAP	1:31.658
46	54.000	1:32.014	46	52.277	1:27.321
98	1 LAP	1:35.469	67	54.370	1:26.609
17	1 LAP	1:35.341	98	1 LAP	1:32.525
38	1 LAP	1:35.925	17	1 LAP	1:31.364
67	56.805	1:28.503	38	1 LAP	1:34.361
31	1 LAP	1:35.577	31	1 LAP	1:34.853
29	1 LAP	1:34.498	29	1 LAP	1:32.998
75	1 LAP	1:43.372	75	1 LAP	1:49.496
94	1:26.032	1:35.325	94	1:46.923	1:49.935

Dunlop Motorsport News Saloon Car Championship

RACE 10 - GRID AMENDED

ROW 17	77 Peter CREWES	71 Nick PROUDLOCK
ROW 16	99 Alex SCHOOLEDGE	82 Peter TAYLOR
ROW 15	29 Paul GODDARD	11 Gemma MORRIS
ROW 14	75 Peter CLARK	17 Ken WELCH
ROW 13	3 Ashley HARGREAVES	66 Alex RIBBENS
ROW 12	98 Mike EDGELL	31 Eric FALCE
ROW 11	97 Andy WOODS-DEAN	38 Andy PIPE
ROW 10	27 Chris HAYES	2 Barry VINCENT
ROW 9	76 Lee MCNAIR	64 Andy WICKENS
ROW 8	15 Gerald DALE	34 Steve DANN
ROW 7	87 Graham RICHARDSON	26 Bill RICHARDS
ROW 6	7 James LINDRIDGE	90 Richard BRENT
ROW 5	67 Ray BARROW	37 Nick HAYES
ROW 4	65 Trevor COLLAR	94 Paul DICKINSON
ROW 3	52 Rick MAY	46 Graham BAHR
ROW 2	36 Ron KIDDELL	35 Joss RONCHETTI
ROW 1	44 Rod BIRLEY	42 Darren BLY

Pole

Snetterton
Circuit Length = 1.9520 miles

These results are provisional until the conclusion of any judicial and technical matters.

Clerk of Course :

Timekeeper :

Radical UK Cup

QUALIFYING - CLASSIFICATION

POS	NO	CL	NAME	ENTRY	TIME	ON	LAPS	GAP	DIFF	MPH
1	88	MA	WOODWARD/KAISER	Radical SR8	1:02.606	9	21			112.22
2	27	MA	JACKSON/JACKSON	Radical SR8	1:03.053	22	22	0.447	0.447	111.43
3	2	MA	JOHNSTON/MOSELEY	Radical SR8	1:03.228	3	18	0.622	0.175	111.12
4	70	MA	WRIGHT/WHELDON	Radical SR8	1:03.326	6	23	0.720	0.098	110.95
5	5	MA	HALL/OSBORN	Radical SR8	1:06.430	7	19	3.824	3.104	105.76
6	69	SS	DOLAN/HANCOCK	Radical SR3	1:07.252	4	4	4.646	0.822	104.47
7	46	SS	FERGUSON/ALLEN	Radical SR3	1:07.357	19	21	4.751	0.105	104.31
8	1	SS	LADIMAN/KAPADIA	Radical SR3	1:07.429	5	17	4.823	0.072	104.20
9	71	SS	Jamie PATTERSON	Radical PR6	1:07.574	10	10	4.968	0.145	103.97
10	26	SS	FERGUSON/REDWOOD	Radical SR3	1:07.670	10	10	5.064	0.096	103.83
11	45	SS	Colin NOBLE	Radical SR3	1:08.507	4	13	5.901	0.837	102.56
12	23	SS	HEWITT/SAGGERS	Radical SR3	1:08.613	17	18	6.007	0.106	102.40
13	14	SS	SIMMONDS/BROMILEY	Radical SR3	1:09.033	9	20	6.427	0.420	101.78
14	10	SS	Paul STEELE	Radical SR3	1:09.491	15	17	6.885	0.458	101.10
15	3	SS	GARATT/TUSTING	Radical SR3	1:10.557	22	22	7.951	1.066	99.58

Weather / Track : Cloudy / Dry

These results are provisional until the conclusion of any judicial and technical matters.

Snetterton
Circuit Length = 1.9517 miles
Start: 10:27 End: 11:06

Clerk of Course :		Timekeeper :
-------------------	--	--------------

Radical UK Cup

QUALIFYING - LAP ANALYSIS

1		LADIMAN/KAPADIA					Radical SR3				
1 -	1:27.356					10 -	1:12.394				
2 -	1:12.883	+ 19.927		10:29:34.457		11 -	1:59.398	+ 4.965			10:41:45.833
3 -	1:12.661	+ 5.454		10:30:47.340		12 -	1:10.157	+ 51.969			10:43:45.231
4 -	1:07.795	+ 5.232		10:32:00.001		13 -	1:08.578	+ 2.728			10:44:55.388
5 -	1:07.429	+ 0.366		10:33:07.796		14 -	1:08.267	+ 1.149			10:46:03.966
6 -	1:07.517			10:34:15.225		15 -	1:08.092	+ 0.838			10:47:12.233
7 -	1:18.981	+ 0.088		10:35:22.742		16 -	1:07.739	+ 0.663			10:48:20.325
8 -	1:12.138	+ 11.552		10:36:41.723		17 -	1:07.506	+ 0.310			10:49:28.064
9 -	2:39.578 P	+ 4.709		10:37:53.861				+ 0.077			10:50:35.570
		+ 1:32.149		10:40:33.439							
2		JOHNSTON/MOSELEY					Radical SR8				
1 -	1:13.520					10 -	1:05.464				
2 -	1:03.804	+ 10.292		10:30:24.101		11 -	1:05.277	+ 2.236			10:45:30.783
3 -	1:03.228	+ 0.576		10:31:27.905		12 -	1:05.275	+ 2.049			10:46:36.060
4 -	2:21.247 P			10:32:31.133		13 -	1:06.488	+ 2.047			10:47:41.335
5 -	1:19.089	+ 1:18.019		10:34:52.380		14 -	1:06.488	+ 3.260			10:48:47.823
6 -	1:03.455	+ 15.861		10:36:11.469		15 -	1:06.716	+ 3.488			10:49:54.539
7 -	1:03.405	+ 0.227		10:37:14.924		16 -	11:49.390 P	+ 10:46.162			11:01:43.929
8 -	1:11.499	+ 0.177		10:38:18.329		17 -	1:07.140	+ 3.912			11:02:51.069
9 -	4:55.491	+ 8.271		10:39:29.828		18 -	1:03.318	+ 0.090			11:03:54.387
		+ 3:52.263		10:44:25.319			1:06.391	+ 3.163			11:05:00.778
3		GARATT/TUSTING					Radical SR3				
1 -	1:43.096					12 -	1:12.611				
2 -	1:20.926	+ 32.539		10:30:07.082		13 -	1:11.751	+ 2.054			10:46:16.260
3 -	1:16.728	+ 10.369		10:31:28.008		14 -	1:11.146	+ 1.194			10:47:28.011
4 -	1:15.967	+ 6.171		10:32:44.736		15 -	1:10.907	+ 0.589			10:48:39.157
5 -	1:15.395	+ 5.410		10:34:00.703		16 -	1:10.760	+ 0.350			10:49:50.064
6 -	1:16.261	+ 4.838		10:35:16.098		17 -	1:10.760	+ 0.203			10:51:00.824
7 -	1:16.261	+ 5.704		10:36:32.359		18 -	1:11.070	+ 0.513			10:52:11.894
8 -	1:13.898	+ 3.341		10:37:46.257		19 -	1:10.646	+ 0.089			10:53:22.540
9 -	1:23.178	+ 12.621		10:39:09.435		20 -	7:47.123 P	+ 6:36.566			11:01:09.663
10 -	1:16.287	+ 5.730		10:40:25.722		21 -	1:18.308	+ 7.751			11:02:27.971
11 -	3:11.544 P	+ 2:00.987		10:43:37.266		22 -	1:10.856	+ 0.299			11:03:38.827
	1:26.383	+ 15.826		10:45:03.649			1:10.557				11:04:49.384
5		HALL/OSBORN					Radical SR8				
1 -	1:25.115					11 -	1:09.080				
2 -	1:08.987	+ 18.685		10:29:25.440		12 -	1:09.807	+ 2.650			10:46:29.351
3 -	1:07.100	+ 2.557		10:30:34.427		13 -	1:08.496	+ 3.377			10:47:39.158
4 -	1:07.391	+ 0.670		10:31:41.527		14 -	1:10.001	+ 2.066			10:48:47.654
5 -	4:42.768 P	+ 0.961		10:32:48.918		15 -	1:10.001	+ 3.571			10:49:57.655
6 -	1:10.973	+ 3:36.338		10:37:31.686		16 -	1:09.747	+ 3.317			10:51:07.402
7 -	1:06.430	+ 4.543		10:38:42.659		17 -	1:08.709	+ 2.279			10:52:16.111
8 -	1:06.832			10:39:49.089		18 -	1:07.866	+ 1.436			10:53:23.977
9 -	3:08.235 P	+ 0.402		10:40:55.921		19 -	10:50.677 P	+ 9:44.247			11:04:14.654
10 -	1:16.115	+ 2:01.805		10:44:04.156			1:16.432	+ 10.002			11:05:31.086
		+ 9.685		10:45:20.271							
10		Paul STEELE					Radical SR3				
1 -	1:25.297					10 -	2:57.679 P				
2 -	1:13.395	+ 15.806		10:29:52.607		11 -	1:18.060	+ 1:48.188			10:43:58.901
3 -	1:11.290	+ 3.904		10:31:06.002		12 -	1:10.914	+ 8.569			10:45:16.961
4 -	1:10.292	+ 1.799		10:32:17.292		13 -	1:18.420	+ 1.423			10:46:27.875
5 -	1:10.184	+ 0.801		10:33:27.584		14 -	1:09.759	+ 8.929			10:47:46.295
6 -	1:09.836	+ 0.693		10:34:37.768		15 -	1:09.491	+ 0.268			10:48:56.054
7 -	1:09.667	+ 0.345		10:35:47.604		16 -	1:09.518				10:50:05.545
8 -	1:09.681	+ 0.176		10:36:57.271		17 -	1:10.615	+ 0.027			10:51:15.063
9 -	2:54.270 P	+ 0.190		10:38:06.952				+ 1.124			10:52:25.678
		+ 1:44.779		10:41:01.222							
14		SIMMONDS/BROMILEY					Radical SR3				
1 -	1:27.463					11 -	2:19.635 P				
2 -	1:15.549	+ 18.430		10:29:40.718		12 -	1:19.346	+ 1:10.602			10:42:43.727
3 -	1:10.411	+ 6.516		10:30:56.267		13 -	1:12.509	+ 10.313			10:44:03.073
4 -	1:10.862	+ 1.378		10:32:06.678		14 -	1:12.010	+ 3.476			10:45:15.582
5 -	1:12.757	+ 1.829		10:33:17.540		15 -	1:11.381	+ 2.977			10:46:27.592
		+ 3.724		10:34:30.297				+ 2.348			10:47:38.973

Snetterton
Circuit Length = 1.9517 miles
Start: 10:27 End: 11:06

Weather / Track : Cloudy / Dry

Radical UK Cup

QUALIFYING - LAP ANALYSIS

6 -	1:15.233	+ 6.200	10:35:45.530	16 -	1:12.018	+ 2.985	10:48:50.991
7 -	1:09.719	+ 0.686	10:36:55.249	17 -	1:11.018	+ 1.985	10:50:02.009
8 -	1:09.173	+ 0.140	10:38:04.422	18 -	1:11.198	+ 2.165	10:51:13.207
9 -	1:09.033		10:39:13.455	19 -	1:11.978	+ 2.945	10:52:25.185
10 -	1:10.637	+ 1.604	10:40:24.092	20 -	1:12.439	+ 3.406	10:53:37.624
23	HEWITT/SAGGERS			Radical SR3			
1 -	3:04.399 P	+ 1:55.786	10:31:08.936	10 -	1:09.261	+ 0.648	10:47:50.421
2 -	1:20.082	+ 11.469	10:32:29.018	11 -	1:08.620	+ 0.007	10:48:59.041
3 -	1:11.139	+ 2.526	10:33:40.157	12 -	2:52.919 P	+ 1:44.306	10:51:51.960
4 -	1:09.878	+ 1.265	10:34:50.035	13 -	1:12.624	+ 4.011	10:53:04.584
5 -	1:11.921	+ 3.308	10:36:01.956	14 -	7:51.985 P	+ 6:43.372	11:00:56.569
6 -	5:49.936 P	+ 4:41.323	10:41:51.892	15 -	1:19.262	+ 10.649	11:02:15.831
7 -	2:23.981 P	+ 1:15.368	10:44:15.873	16 -	1:08.774	+ 0.161	11:03:24.605
8 -	1:16.082	+ 7.469	10:45:31.955	17 -	1:08.613		11:04:33.218
9 -	1:09.205	+ 0.592	10:46:41.160	18 -	1:09.094	+ 0.481	11:05:42.312
26	FERGUSON/REDWOOD			Radical SR3			
1 -	1:35.523	+ 27.853	10:29:44.051	6 -	1:10.958	+ 3.288	10:43:53.967
2 -	9:14.301 P	+ 8:06.631	10:38:58.352	7 -	1:10.594	+ 2.924	10:45:04.561
3 -	1:21.363	+ 13.693	10:40:19.715	8 -	3:25.033 P	+ 2:17.363	10:48:29.594
4 -	1:12.768	+ 5.098	10:41:32.483	9 -	1:15.654	+ 7.984	10:49:45.248
5 -	1:10.526	+ 2.856	10:42:43.009	10 -	1:07.670		10:50:52.918
27	JACKSON/JACKSON			Radical SR8			
1 -	1:32.386	+ 29.333	10:29:38.506	12 -	1:03.795	+ 0.742	10:44:21.529
2 -	1:15.089	+ 12.036	10:30:53.595	13 -	1:07.281	+ 4.228	10:45:28.810
3 -	1:11.771	+ 8.718	10:32:05.366	14 -	1:03.570	+ 0.517	10:46:32.380
4 -	1:12.049	+ 8.996	10:33:17.415	15 -	3:45.902 P	+ 2:42.849	10:50:18.282
5 -	1:11.345	+ 8.292	10:34:28.760	16 -	1:07.149	+ 4.096	10:51:25.431
6 -	1:09.525	+ 6.472	10:35:38.285	17 -	1:03.113	+ 0.060	10:52:28.544
7 -	1:08.756	+ 5.703	10:36:47.041	18 -	1:09.139	+ 6.086	10:53:37.683
8 -	3:12.325 P	+ 2:09.272	10:39:59.366	19 -	7:15.231 P	+ 6:12.178	11:00:52.914
9 -	1:08.000	+ 4.947	10:41:07.366	20 -	1:06.830	+ 3.777	11:01:59.744
10 -	1:06.416	+ 3.363	10:42:13.782	21 -	1:03.109	+ 0.056	11:03:02.853
11 -	1:03.952	+ 0.899	10:43:17.734	22 -	1:03.053		11:04:05.906
45	Colin NOBLE			Radical SR3			
1 -	1:20.864	+ 12.357	10:29:19.588	8 -	1:08.643	+ 0.136	10:37:27.589
2 -	1:12.037	+ 3.530	10:30:31.625	9 -	3:02.845 P	+ 1:54.338	10:40:30.434
3 -	1:10.261	+ 1.754	10:31:41.886	10 -	1:11.716	+ 3.209	10:41:42.150
4 -	1:08.507		10:32:50.393	11 -	1:09.271	+ 0.764	10:42:51.421
5 -	1:10.430	+ 1.923	10:34:00.823	12 -	1:13.119	+ 4.612	10:44:04.540
6 -	1:08.829	+ 0.322	10:35:09.652	13 -	2:03.970 P	+ 55.463	10:46:08.510
7 -	1:09.294	+ 0.787	10:36:18.946				
46	FERGUSON/ALLEN			Radical SR3			
1 -	1:27.538	+ 20.181	10:29:39.627	12 -	1:10.370	+ 3.013	10:44:54.694
2 -	1:18.183	+ 10.826	10:30:57.810	13 -	1:08.616	+ 1.259	10:46:03.310
3 -	1:26.375	+ 19.018	10:32:24.185	14 -	1:08.039	+ 0.682	10:47:11.349
4 -	1:09.839	+ 2.482	10:33:34.024	15 -	1:07.539	+ 0.182	10:48:18.888
5 -	1:08.734	+ 1.377	10:34:42.758	16 -	1:07.406	+ 0.049	10:49:26.294
6 -	1:10.230	+ 2.873	10:35:52.988	17 -	1:07.988	+ 0.631	10:50:34.282
7 -	1:08.327	+ 0.970	10:37:01.315	18 -	1:07.792	+ 0.435	10:51:42.074
8 -	1:08.546	+ 1.189	10:38:09.861	19 -	1:07.357		10:52:49.431
9 -	1:08.503	+ 1.146	10:39:18.364	20 -	8:33.001 P	+ 7:25.644	11:01:22.432
10 -	3:08.910 P	+ 2:01.553	10:42:27.274	21 -	1:16.538	+ 9.181	11:02:38.970
11 -	1:17.050	+ 9.693	10:43:44.324				
69	DOLAN/HANCOCK			Radical SR3			
1 -	1:20.166	+ 12.914	11:02:12.253	3 -	1:07.631	+ 0.379	11:04:29.467
2 -	1:09.583	+ 2.331	11:03:21.836	4 -	1:07.252		11:05:36.719

Weather / Track : Cloudy / Dry

Radical UK Cup

QUALIFYING - LAP ANALYSIS


70		WRIGHT/WHELDON		Radical SR8				
1 -	1:18.703		+ 15.377	10:29:20.430	13 -	1:06.987	+ 3.661	10:45:10.542
2 -	1:07.798		+ 4.472	10:30:28.228	14 -	1:05.978	+ 2.652	10:46:16.520
3 -	1:04.127		+ 0.801	10:31:32.355	15 -	1:06.275	+ 2.949	10:47:22.795
4 -	1:03.570		+ 0.244	10:32:35.925	16 -	1:06.025	+ 2.699	10:48:28.820
5 -	1:03.747		+ 0.421	10:33:39.672	17 -	1:05.488	+ 2.162	10:49:34.308
6 -	1:03.326			10:34:42.998	18 -	1:05.348	+ 2.022	10:50:39.656
7 -	3:30.246 P		+ 2:26.920	10:38:13.244	19 -	1:05.757	+ 2.431	10:51:45.413
8 -	1:17.655		+ 14.329	10:39:30.899	20 -	1:04.756	+ 1.430	10:52:50.169
9 -	1:08.633		+ 5.307	10:40:39.532	21 -	8:10.340 P	+ 7:07.014	11:01:00.509
10 -	1:07.016		+ 3.690	10:41:46.548	22 -	1:11.442	+ 8.116	11:02:11.951
11 -	1:08.058		+ 4.732	10:42:54.606	23 -	2:31.929 P	+ 1:28.603	11:04:43.880
12 -	1:08.949		+ 5.623	10:44:03.555				

71		Jamie PATTERSON		Radical PR6				
1 -	1:28.168		+ 20.594	10:29:25.607	6 -	1:08.453	+ 0.879	10:35:15.804
2 -	1:16.977		+ 9.403	10:30:42.584	7 -	2:54.345 P	+ 1:46.771	10:38:10.149
3 -	1:08.811		+ 1.237	10:31:51.395	8 -	1:25.282	+ 17.708	10:39:35.431
4 -	1:08.206		+ 0.632	10:32:59.601	9 -	1:08.540	+ 0.966	10:40:43.971
5 -	1:07.750		+ 0.176	10:34:07.351	10 -	1:07.574		10:41:51.545

88		WOODWARD/KAISER		Radical SR8				
1 -	1:20.373		+ 17.767	10:29:30.498	12 -	3:22.774 P	+ 2:20.168	10:43:46.440
2 -	1:09.094		+ 6.488	10:30:39.592	13 -	1:16.860	+ 14.254	10:45:03.300
3 -	1:06.043		+ 3.437	10:31:45.635	14 -	1:09.021	+ 6.415	10:46:12.321
4 -	1:04.161		+ 1.555	10:32:49.796	15 -	1:11.273	+ 8.667	10:47:23.594
5 -	1:05.328		+ 2.722	10:33:55.124	16 -	1:05.664	+ 3.058	10:48:29.258
6 -	1:03.098		+ 0.492	10:34:58.222	17 -	3:21.593 P	+ 2:18.987	10:51:50.851
7 -	1:10.523		+ 7.917	10:36:08.745	18 -	1:15.379	+ 12.773	10:53:06.230
8 -	1:03.960		+ 1.354	10:37:12.705	19 -	8:08.608 P	+ 7:06.002	11:01:14.838
9 -	1:02.606			10:38:15.311	20 -	1:12.769	+ 10.163	11:02:27.607
10 -	1:02.831		+ 0.225	10:39:18.142	21 -	1:04.931	+ 2.325	11:03:32.538
11 -	1:05.524		+ 2.918	10:40:23.666				

Radical UK Cup

RACE 7 - GRID

ROW 8	1:10.557 3 GARATT/TUSTING	
ROW 7	1:09.033 14 SIMMONDS/BROMILEY	1:09.491 10 Paul STEELE
ROW 6	1:08.507 45 Colin NOBLE	1:08.613 23 HEWITT/SAGGERS
ROW 5	1:07.574 71 Jamie PATTERSON	1:07.670 26 FERGUSON/REDWOOD
ROW 4	1:07.357 46 FERGUSON/ALLEN	1:07.429 1 LADIMAN/KAPADIA
ROW 3	1:06.430 5 HALL/OSBORN	1:07.252 69 DOLAN/HANCOCK
ROW 2	1:03.228 2 JOHNSTON/MOSELEY	1:03.326 70 WRIGHT/WHELDON
ROW 1	1:02.606 88 WOODWARD/KAISER	1:03.053 27 JACKSON/JACKSON
Pole		
		

Snetterton
Circuit Length = 1.9517 miles

These results are provisional until the conclusion of any judicial and technical matters.

Clerk of Course :		Timekeeper :
-------------------	--	--------------

Radical UK Cup

RACE 7 - CLASSIFICATION

POS	NO	CL	NAME	ENTRY	LAPS	TIME	GAP	DIFF	MPH	BEST	ON
1	70	MA	WRIGHT/WHELDON	Radical SR8	26	34:26.306			88.42	1:04.153	11
2	2	MA	JOHNSTON/MOSELEY	Radical SR8	26	34:28.126	1.820	1.820	88.34	1:05.061	24
3	69	SS	DOLAN/HANCOCK	Radical SR3	26	34:31.906	5.600	3.780	88.18	1:07.569	14
4	1	SS	LADIMAN/KAPADIA	Radical SR3	26	34:32.589	6.283	0.683	88.15	1:07.508	14
5	23	SS	HEWITT/SAGGERS	Radical SR3	26	34:37.966	11.660	5.377	87.92	1:07.824	12
6	71	SS	Jamie PATTERSON	Radical PR6	26	36:58.681	2:32.375	2:20.715	82.34	1:08.330	11
7	46	SS	FERGUSON/ALLEN	Radical SR3	26	36:59.642	2:33.336	0.961	82.31	1:08.300	24
8	45	SS	Colin NOBLE	Radical SR3	26	37:01.042	2:34.736	1.400	82.26	1:07.632	11
9	14	SS	SIMMONDS/BROMILEY	Radical SR3	25	34:28.813	1 lap	1 lap	84.91	1:09.221	14
10	10	SS	Paul STEELE	Radical SR3	25	34:36.787	1 lap	7.974	84.59	1:09.720	19
11	3	SS	GARATT/TUSTING	Radical SR3	23	34:35.269	3 laps	2 laps	77.88	1:10.165	14
12	26	SS	FERGUSON/REDWOOD	Radical SR3	21	34:30.663	5 laps	2 laps	71.26	1:09.817	19
NOT CLASSIFIED											
RET	27	MA	JACKSON/JACKSON	Radical SR8	23	29:28.216	3 laps	0.000	91.40		12
DNC	5	MA	HALL/OSBORN	Radical SR8	14	18:17.860	12 laps	9 laps	89.61	1:05.678	11
DNC	50	SS	Colin WILLMOTT	Radical PR6	0						
FASTEST LAP											
1	SS	LADIMAN/KAPADIA	Radical SR3	14	1:07.508			104.09 mph		167.52 kph	
70	MA	WRIGHT/WHELDON	Radical SR8	11	1:04.153			109.53 mph		176.28 kph	

Race Stopped

Weather / Track : Cloudy / Dry

These results are provisional until the conclusion of any judicial and technical matters.

Snetterton
Circuit Length = 1.9520 miles
Start: 09:46 End: 10:25

Clerk of Course :

Timekeeper :

Radical UK Cup

RACE 7 - LAP CHART

Lap 1			Lap 2			Lap 3			Lap 4			Lap 5		
No	Behind	Laptime	No	Behind	Laptime	No	Behind	Laptime	No	Behind	Laptime	No	Behind	Laptime
70		1:09.223	70		1:05.232	70		1:04.695	70		1:04.253	70		1:04.442
27	0.199	1:09.422	27	1.480	1:06.513	27	2.627	1:05.842	27	3.461	1:05.087	27	3.852	1:04.833
2	1.901	1:11.124	2	3.384	1:06.715	5	9.062	1:07.599	5	11.755	1:06.946	5	14.200	1:06.887
5	3.415	1:12.638	5	6.158	1:07.975	2	9.991	1:11.302	2	12.623	1:06.885	2	14.860	1:06.679
69	4.624	1:13.847	69	7.835	1:08.443	69	11.228	1:08.088	69	14.639	1:07.664	69	18.109	1:07.912
1	5.364	1:14.587	1	9.047	1:08.915	1	13.120	1:08.768	1	17.509	1:08.642	1	21.820	1:08.753
23	6.117	1:15.340	71	10.291	1:08.943	71	14.259	1:08.663	71	18.457	1:08.451	71	22.578	1:08.563
71	6.580	1:15.803	23	10.975	1:10.090	23	15.199	1:08.919	23	19.327	1:08.381	23	23.312	1:08.427
14	9.016	1:18.239	45	14.304	1:09.649	45	18.162	1:08.553	45	22.079	1:08.170	45	26.065	1:08.428
45	9.887	1:19.110	14	14.774	1:10.990	14	21.257	1:11.178	14	28.192	1:11.188	14	34.539	1:10.789
10	11.510	1:20.733	10	19.407	1:13.129	10	26.234	1:11.522	10	33.005	1:11.024	10	39.322	1:10.759
26	12.594	1:21.817	3	23.404	1:14.424	3	31.618	1:12.909	46	42.981	1:09.362	46	47.387	1:08.848
3	14.212	1:23.435	46	32.644	1:10.704	46	37.872	1:09.923				26	3 LAPS	4:58.779
46	27.172	1:36.395												

Radical UK Cup

RACE 7 - LAP CHART

Lap 6			Lap 7			Lap 8			Lap 9			Lap 10		
No	Behind	Laptime	No	Behind	Laptime	No	Behind	Laptime	No	Behind	Laptime	No	Behind	Laptime
27		1:05.064	70		2:03.037	70		2:10.886	70		1:46.553	70		1:04.548
70	5.164	1:14.080	5	0.390	1:56.562	5	1.333	2:11.829	5	1.858	1:47.078	2	4.307	1:06.576
5	12.029	1:06.745	2	1.019	1:56.671	2	2.314	2:12.181	2	2.279	1:46.518	5	4.995	1:07.685
2	12.549	1:06.605	69	1.723	1:53.004	69	3.326	2:12.489	69	3.468	1:46.695	69	7.379	1:08.459
69	16.920	1:07.727	1	2.264	1:49.074	1	3.839	2:12.461	1	3.846	1:46.560	1	8.192	1:08.894
1	21.391	1:08.487	71	2.958	1:48.963	71	4.964	2:12.892	71	4.858	1:46.447	71	8.650	1:08.340
71	22.196	1:08.534	23	3.484	1:48.787	23	5.483	2:12.885	23	5.759	1:46.829	27	9.868	1:06.314
23	22.898	1:08.502	45	4.145	1:47.131	45	6.745	2:13.486	45	6.481	1:46.289	23	10.295	1:09.084
45	25.215	1:08.066	14	5.055	1:36.947	14	7.432	2:13.263	14	7.178	1:46.299	45	11.229	1:09.296
14	36.309	1:10.686	10	6.430	1:33.254	10	8.245	2:12.701	27	8.102	1:44.564	14	13.599	1:10.969
10	41.377	1:10.971	46	7.009	1:26.864	46	9.253	2:13.130	10	8.291	1:46.599	10	14.311	1:10.568
46	48.346	1:09.875	27	58.258	3:06.459	27	10.091	1:22.719	46	8.554	1:45.854	46	14.718	1:10.712
3	2 LAPS	4:36.044	3	2 LAPS	1:24.792	3	2 LAPS	1:17.802	3	2 LAPS	1:45.145	3	2 LAPS	1:15.423
26	3 LAPS	2:20.227	26	3 LAPS	1:31.470	26	3 LAPS	1:15.718	26	3 LAPS	1:26.808	26	3 LAPS	1:15.399

Radical UK Cup

RACE 7 - LAP CHART

Lap 11			Lap 12			Lap 13			Lap 14			Lap 15		
No	Behind	Laptime	No	Behind	Laptime	No	Behind	Laptime	No	Behind	Laptime	No	Behind	Laptime
70		1:04.153	2		1:05.707	2		1:05.608	2		1:05.842	70		1:04.807
2	6.000	1:05.846	5	0.663	1:05.850	5	1.199	1:06.144	70	0.336	1:04.394	2	0.861	1:06.004
5	6.520	1:05.678	70	2.555	1:14.262	70	1.784	1:04.837	27	1.506	1:04.983	27	1.242	1:04.879
27	10.788	1:05.073	27	3.303	1:04.222	27	2.365	1:04.670	5	3.601	1:08.244	69	14.036	1:07.834
69	11.226	1:08.000	69	7.572	1:08.053	69	9.618	1:07.654	69	11.345	1:07.569	1	14.876	1:08.031
1	11.998	1:07.959	1	7.943	1:07.652	1	10.322	1:07.987	1	11.988	1:07.508	71	19.369	1:09.160
71	12.827	1:08.330	71	9.791	1:08.671	71	12.534	1:08.351	71	15.352	1:08.660	23	19.782	1:08.843
23	14.092	1:07.950	23	10.209	1:07.824	23	13.206	1:08.605	23	16.082	1:08.718	45	20.133	1:08.929
45	14.708	1:07.632	45	10.894	1:07.893	45	13.576	1:08.290	45	16.347	1:08.613	14	29.505	1:09.686
14	19.638	1:10.192	14	17.191	1:09.260	14	21.583	1:10.000	14	24.962	1:09.221	46	29.756	1:09.499
46	20.081	1:09.516	46	17.651	1:09.277	46	22.042	1:09.999	46	25.400	1:09.200	10	32.027	1:10.133
10	20.867	1:10.709	10	18.944	1:09.784	10	23.094	1:09.758	10	27.037	1:09.785	26	3 LAPS	1:11.163
26	3 LAPS	1:12.168	26	3 LAPS	1:13.149	26	3 LAPS	1:10.903	26	3 LAPS	1:10.773	3	2 LAPS	1:11.064
3	2 LAPS	1:14.504	3	2 LAPS	1:12.636	3	2 LAPS	1:11.503	3	2 LAPS	1:10.785			

Radical UK Cup

RACE 7 - LAP CHART

Lap 16			Lap 17			Lap 18			Lap 19			Lap 20		
No	Behind	Laptime	No	Behind	Laptime	No	Behind	Laptime	No	Behind	Laptime	No	Behind	Laptime
70		1:04.555	70		1:04.605	70		1:04.663	70		1:05.002	70		1:05.008
2	1.563	1:05.257	2	2.228	1:05.270	2	2.969	1:05.404	26	4 LAPS	1:11.574	27	4.906	1:06.057
27	1.862	1:05.175	27	2.797	1:05.540	27	3.157	1:05.023	2	3.498	1:05.531	26	4 LAPS	1:11.190
69	17.080	1:07.599	69	20.180	1:07.705	69	23.424	1:07.907	27	3.857	1:05.702	3	3 LAPS	1:11.528
1	17.915	1:07.594	1	20.973	1:07.663	1	23.898	1:07.588	3	3 LAPS	1:11.258	69	29.155	1:07.911
23	24.647	1:09.420	23	28.588	1:08.546	23	32.056	1:08.131	69	26.252	1:07.830	23	38.393	1:08.255
45	25.168	1:09.590	45	29.190	1:08.627	45	32.354	1:07.827	1	26.461	1:07.565	14	54.325	1:10.408
71	25.309	1:10.495	71	30.485	1:09.781	71	35.375	1:09.553	23	35.146	1:08.092			
14	34.788	1:09.838	14	39.753	1:09.570	14	44.548	1:09.458	45	36.788	1:09.436			
46	35.200	1:09.999	46	39.957	1:09.362	46	44.822	1:09.528	71	39.919	1:09.546			
10	37.217	1:09.745	10	42.468	1:09.856	10	47.556	1:09.751	14	48.925	1:09.379			
26	3 LAPS	1:11.002	26	3 LAPS	1:10.323				46	49.133	1:09.313			
3	2 LAPS	1:10.165	3	2 LAPS	1:10.330				10	52.274	1:09.720			

Radical UK Cup

RACE 7 - LAP CHART

Lap 21			Lap 22			Lap 23			Lap 24			Lap 25		
No	Behind	Laptime	No	Behind	Laptime	No	Behind	Laptime	No	Behind	Laptime	No	Behind	Laptime
27		1:04.596	27		2:21.112	27		1:14.367	70		1:07.851	70		1:09.220
2	1 LAP	2:31.474	70	3.704	1:12.158	70	0.795	1:11.458	2	1.180	1:05.061	2	1.545	1:09.585
1	1 LAP	2:14.361	2	13.307	1:06.647	2	4.765	1:05.825	26	5 LAPS	1:09.817	14	1 LAP	1:15.200
69	27.771	1:08.118	26	5 LAPS	3:40.770	26	5 LAPS	1:14.758	69	27.495	1:12.744	26	5 LAPS	1:17.391
23	37.329	1:08.438	69	21.334	2:14.675	69	23.397	1:16.430	1	27.649	1:10.123	69	35.104	1:16.829
71	1 LAP	2:24.880	3	3 LAPS	1:23.775	1	26.172	1:10.160	3	3 LAPS	1:15.635	1	35.345	1:16.916
46	1 LAP	2:16.528	10	1 LAP	1:14.890	3	3 LAPS	1:15.570	10	1 LAP	1:16.669	3	3 LAPS	1:14.443
45	1 LAP	2:43.848	1	30.379	1:10.613	10	1 LAP	1:11.504	23	39.174	1:09.809	10	1 LAP	1:14.830
70	1:12.658	2:22.160	23	39.039	2:22.822	23	38.011	1:13.339	71	45.224	1:09.694	23	1:06.477	1:36.523
3	3 LAPS	2:21.398	71	49.776	1:09.011	71	44.176	1:08.767	46	46.932	1:08.300	71	2:35.679	2:59.675
2	1:27.772	1:07.310	46	52.864	1:09.598	46	47.278	1:08.781	45	1:01.912	1:08.936	46	2:36.819	2:59.107
10	1 LAP	2:58.130	14	1:06.075	1:18.300	45	1:01.622	1:09.285				45	2:37.771	2:45.079
1	1:40.878	1:14.566	45	1:06.704	1:08.944	14	1:04.942	1:13.234						
71	2:01.877	1:11.588												
46	2:04.378	1:13.227												


Radical UK Cup

RACE 7 - LAP CHART

Lap 26		
No	Behind	Laptime
70		2:40.224
2	1.820	2:40.499
14	1 LAP	2:40.455
26	5 LAPS	2:15.464
69	5.600	2:10.720
1	6.283	2:11.162
3	3 LAPS	2:10.701
10	1 LAP	2:10.263
23	11.660	1:45.407
71	2:32.375	2:36.920
46	2:33.336	2:36.741
45	2:34.736	2:37.189

Radical UK Cup

RACE 15 - GRID

ROW 8	1:10.646 3 GARATT/TUSTING	
ROW 7	1:09.518 10 Paul STEELE	1:10.526 26 FERGUSON/REDWOOD
ROW 6	1:08.643 45 Colin NOBLE	1:09.173 14 SIMMONDS/BROMILEY
ROW 5	1:07.750 71 Jamie PATTERSON	1:08.620 23 HEWITT/SAGGERS
ROW 4	1:07.506 1 LADIMAN/KAPADIA	1:07.631 69 DOLAN/HANCOCK
ROW 3	1:06.832 5 HALL/OSBORN	1:07.406 46 FERGUSON/ALLEN
ROW 2	1:03.318 2 JOHNSTON/MOSELEY	1:03.570 70 WRIGHT/WHELDON
ROW 1	1:02.831 88 WOODWARD/KAISER	1:03.109 27 JACKSON/JACKSON
Pole		
		

Snetterton
Circuit Length = 1.9517 miles

These results are provisional until the conclusion of any judicial and technical matters.

Clerk of Course :		Timekeeper :

Radical UK Cup

RACE 15 - CLASSIFICATION

POS	NO	CL	NAME	ENTRY	LAPS	TIME	GAP	DIFF	MPH	BEST	ON
1	88	MA	WOODWARD/KAISER	Radical SR8	44	50:09.180			102.74	1:03.312	28
2	70	MA	WRIGHT/WHELDON	Radical SR8	44	50:34.546	25.366	25.366	101.89	1:04.235	22
3	71	SS	Jamie PATTERSON	Radical PR6	42	50:31.781	2 laps	2 laps	97.34	1:08.064	29
4	23	SS	HEWITT/SAGGERS	Radical SR3	41	50:19.186	3 laps	1 lap	95.42	1:08.829	20
5	69	SS	DOLAN/HANCOCK	Radical SR3	41	50:36.321	3 laps	17.135	94.88	1:07.976	31
6	45	SS	Colin NOBLE	Radical SR3	41	51:04.914	3 laps	28.593	94.00	1:07.914	25
7	10	SS	Paul STEELE	Radical SR3	40	50:26.639	4 laps	1 lap	92.87	1:09.822	24
8	5	MA	HALL/OSBORN	Radical SR8	39	50:44.310	5 laps	1 lap	90.02	1:06.759	19
9	46	SS	FERGUSON/ALLEN	Radical SR3	38	47:07.715	6 laps	1 lap	94.43	1:08.151	36
10	3	SS	GARATT/TUSTING	Radical SR3	37	50:21.350	7 laps	1 lap	86.05	1:11.712	37

NOT CLASSIFIED

DNC	1	SS	LADIMAN/KAPADIA	Radical SR3	33	42:15.775	11 laps	4 laps	91.44	1:08.334	26
DNC	14	SS	SIMMONDS/BROMILEY	Radical SR3	27	43:44.460	17 laps	6 laps	72.29	1:10.437	24
DNC	26	SS	FERGUSON/REDWOOD	Radical SR3	14	17:37.330	30 laps	13 laps	93.04	1:11.252	11
DNC	2	MA	JOHNSTON/MOSELEY	Radical SR8	5	7:29.530	39 laps	9 laps	78.16	1:11.394	3

FASTEST LAP

45	SS	Colin NOBLE	Radical SR3	25	1:07.914	103.47 mph	166.52 kph
88	MA	WOODWARD/KAISER	Radical SR8	28	1:03.312	110.99 mph	178.62 kph

Weather / Track : Cloudy / Dry

These results are provisional until the conclusion of any judicial and technical matters.

Snetterton
Circuit Length = 1.9520 miles
Start: 15:33 End: 16:24

Clerk of Course :

Timekeeper :

Radical UK Cup

RACE 15 - LAP CHART

Lap 1			Lap 2			Lap 3			Lap 4			Lap 5		
No	Behind	Laptime	No	Behind	Laptime	No	Behind	Laptime	No	Behind	Laptime	No	Behind	Laptime
2		1:12.934	2		1:11.675	2		1:11.394	70		1:11.341	70		1:09.927
70	2.182	1:15.116	70	1.045	1:10.538	70	1.200	1:11.549	88	4.897	1:12.123	69	1 LAP	1:18.410
88	3.549	1:16.483	88	4.525	1:12.651	88	5.315	1:12.184	46	7.526	1:12.010	88	4.565	1:09.595
46	6.077	1:19.011	46	7.173	1:12.771	46	8.057	1:12.278	2	14.049	1:26.590	46	8.707	1:11.108
45	9.814	1:22.748	45	12.821	1:14.682	45	15.626	1:14.199	45	16.880	1:13.795	2	18.148	1:14.026
71	10.055	1:22.989	71	14.599	1:16.219	71	18.142	1:14.937	71	19.997	1:14.396	45	20.602	1:13.649
14	13.284	1:26.218	14	18.850	1:17.241	14	24.315	1:16.859	14	29.801	1:18.027	71	23.489	1:13.419
23	14.602	1:27.536	23	19.945	1:17.018	23	24.642	1:16.091	23	30.261	1:18.160	23	35.170	1:14.836
26	17.129	1:30.063	26	24.180	1:18.726	26	31.288	1:18.502	26	36.312	1:17.565	14	37.211	1:17.337
10	22.272	1:35.206	5	31.375	1:15.035	5	34.068	1:14.087	5	38.340	1:16.813	26	42.032	1:15.647
3	27.765	1:40.699	10	35.486	1:24.889	1	42.645	1:15.877	1	43.721	1:13.617	5	44.752	1:16.339
5	28.015	1:40.949	1	38.162	1:17.891	10	44.922	1:20.830	10	51.311	1:18.930	1	45.965	1:12.171
69	29.659	1:42.593	3	41.808	1:25.718	3	54.654	1:24.240	3	1:04.295	1:22.182			
1	31.946	1:44.880	69	1:00.869	1:42.885	69	1:07.730	1:18.255						

Radical UK Cup

RACE 15 - LAP CHART

Lap 6			Lap 7			Lap 8			Lap 9			Lap 10		
No	Behind	Laptime	No	Behind	Laptime	No	Behind	Laptime	No	Behind	Laptime	No	Behind	Laptime
70		1:07.934	70		1:07.069	70		1:06.364	70		1:06.660	70		1:06.054
88	7.401	1:10.770	88	9.009	1:08.677	88	9.710	1:07.065	14	1 LAP	1:17.373	1	1 LAP	1:10.744
3	1 LAP	1:21.678	46	13.686	1:09.419	46	16.390	1:09.068	88	9.922	1:06.872	26	1 LAP	1:11.837
10	1 LAP	1:37.714	3	1 LAP	1:19.551	69	1 LAP	1:14.452	5	3 LAPS	4:02.413	88	10.497	1:06.629
46	11.336	1:10.563	69	1 LAP	1:14.905	10	1 LAP	1:18.800	46	19.673	1:09.943	46	23.020	1:09.401
69	1 LAP	1:17.048	10	1 LAP	1:17.426	3	1 LAP	1:20.960	69	1 LAP	1:13.705	5	3 LAPS	1:19.679
45	26.230	1:13.562	45	32.240	1:13.079	71	37.579	1:11.591	10	1 LAP	1:14.178	69	1 LAP	1:13.376
71	27.913	1:12.358	71	32.352	1:11.508	45	39.029	1:13.153	71	41.927	1:11.008	71	46.377	1:10.504
23	40.841	1:13.605	23	46.369	1:12.597	23	51.761	1:11.756	45	47.154	1:14.785	10	1 LAP	1:13.978
14	46.484	1:17.207	14	56.202	1:16.787	1	1:05.392	1:14.859	3	1 LAP	1:18.894	45	53.784	1:12.684
26	48.296	1:14.198	26	56.840	1:15.613	26	1:06.356	1:15.880	23	57.040	1:11.939	3	1 LAP	1:18.231
1	52.123	1:14.092	1	56.897	1:11.843							23	1:02.691	1:11.705

Radical UK Cup

RACE 15 - LAP CHART

Lap 11			Lap 12			Lap 13			Lap 14			Lap 15		
No	Behind	Laptime	No	Behind	Laptime	No	Behind	Laptime	No	Behind	Laptime	No	Behind	Laptime
70		1:05.366	70		1:06.603	70		1:05.378	70		1:04.927	70		1:04.740
1	1 LAP	1:10.835	23	1 LAP	1:11.768	45	1 LAP	1:11.905	10	2 LAPS	1:11.589	69	2 LAPS	1:11.988
26	1 LAP	1:11.474	3	2 LAPS	1:18.658	23	1 LAP	1:11.449	45	1 LAP	1:12.287	10	2 LAPS	1:11.007
88	11.727	1:06.596	88	12.081	1:06.957	88	15.614	1:08.911	23	1 LAP	1:11.224	45	1 LAP	1:12.486
46	26.933	1:09.279	1	1 LAP	1:11.453	3	2 LAPS	1:17.508	88	17.895	1:07.208	88	19.819	1:06.664
5	3 LAPS	1:12.023	26	1 LAP	1:11.252	1	1 LAP	1:10.972	1	1 LAP	1:11.655	23	1 LAP	1:11.309
69	1 LAP	1:12.587	46	29.441	1:09.111	26	1 LAP	1:12.011	26	1 LAP	1:12.323	1	1 LAP	1:09.553
71	50.760	1:09.749	5	3 LAPS	1:09.527	14	4 LAPS	4:54.485	3	2 LAPS	1:18.840	26	1 LAP	1:12.239
10	1 LAP	1:12.806	71	54.137	1:09.980	46	33.209	1:09.146	46	37.484	1:09.202	46	42.464	1:09.720
45	1:00.665	1:12.247	69	1 LAP	1:11.864	5	3 LAPS	1:08.556	5	3 LAPS	1:09.185	3	2 LAPS	1:18.200
			10	1 LAP	1:12.434	71	58.307	1:09.548	14	4 LAPS	1:25.402	5	3 LAPS	1:08.432
						69	1 LAP	1:11.463	71	1:03.049	1:09.669	14	4 LAPS	1:16.154

Radical UK Cup

RACE 15 - LAP CHART

Lap 16			Lap 17			Lap 18			Lap 19			Lap 20		
No	Behind	Laptime	No	Behind	Laptime	No	Behind	Laptime	No	Behind	Laptime	No	Behind	Laptime
70		1:04.746	70		1:06.499	70		1:05.232	70		1:04.790	70		1:05.518
71	1 LAP	1:09.651	71	1 LAP	1:10.341	3	3 LAPS	1:15.950	3	3 LAPS	1:16.399	5	4 LAPS	1:08.755
69	2 LAPS	1:11.200	14	5 LAPS	1:15.988	71	1 LAP	1:09.461	71	1 LAP	1:09.820	71	1 LAP	1:09.614
10	2 LAPS	1:10.682	69	2 LAPS	1:12.374	14	5 LAPS	1:14.497	88	25.558	1:07.258	3	3 LAPS	1:16.294
88	22.448	1:07.375	10	2 LAPS	1:12.016	69	2 LAPS	1:11.018	14	5 LAPS	1:14.932	88	25.443	1:05.403
45	1 LAP	1:11.903	88	22.236	1:06.287	88	23.090	1:06.086	69	2 LAPS	1:10.824	69	2 LAPS	1:12.084
23	1 LAP	1:09.781	45	1 LAP	1:11.925	10	2 LAPS	1:11.642	10	2 LAPS	1:10.182	14	5 LAPS	1:14.243
1	1 LAP	1:09.226	23	1 LAP	1:10.789	45	1 LAP	1:11.991	23	1 LAP	1:10.027	10	2 LAPS	1:10.365
46	47.125	1:09.407	1	1 LAP	1:09.123	23	1 LAP	1:09.829	45	1 LAP	1:12.517	23	1 LAP	1:09.054
5	3 LAPS	1:09.041	46	49.685	1:09.059	1	1 LAP	1:09.925	1	1 LAP	1:09.737	45	1 LAP	1:11.910
3	2 LAPS	1:16.817	5	3 LAPS	1:08.047	46	53.598	1:09.145	46	57.666	1:08.858	1	1 LAP	1:09.438
						5	3 LAPS	1:08.368						

Radical UK Cup

RACE 15 - LAP CHART

Lap 21			Lap 22			Lap 23			Lap 24			Lap 25		
No	Behind	Laptime	No	Behind	Laptime	No	Behind	Laptime	No	Behind	Laptime	No	Behind	Laptime
70		1:04.542	70		1:04.235	70		2:26.225	70		1:11.465	70		1:08.454
46	1 LAP	1:12.631	5	4 LAPS	1:07.686	46	1 LAP	2:39.749	88	21.838	1:04.607	5	4 LAPS	1:20.059
5	4 LAPS	1:07.252	46	1 LAP	1:14.526	88	28.696	1:07.603	46	1 LAP	1:14.345	88	17.439	1:04.055
71	1 LAP	1:09.969	3	3 LAPS	1:15.043	71	1 LAP	1:13.975	71	1 LAP	1:09.088	46	1 LAP	1:09.985
88	28.553	1:07.652	14	5 LAPS	1:14.321	69	2 LAPS	1:12.888	69	2 LAPS	1:08.812	71	1 LAP	1:08.975
3	3 LAPS	1:15.598	23	1 LAP	1:12.276	23	49.994	1:09.137	3	4 LAPS	3:52.009	69	2 LAPS	1:08.425
69	2 LAPS	1:11.230	5	3 LAPS	1:06.759	45	2 LAPS	3:30.092	45	2 LAPS	1:16.181	23	1 LAP	2:17.118
14	5 LAPS	1:14.049	71	1 LAP	2:21.094	1	1 LAP	1:15.531	1	1 LAP	1:10.284	1	1 LAP	1:09.732
10	2 LAPS	1:12.545	88	1:47.318	2:23.000	10	2 LAPS	1:16.748	10	2 LAPS	1:10.640	45	2 LAPS	1:10.853
23	1 LAP	1:08.829	69	2 LAPS	2:14.608	5	3 LAPS	2:23.154				10	2 LAPS	1:10.856
45	1 LAP	1:12.142	23	2:07.082	1:10.632									
1	1 LAP	1:10.007	10	2 LAPS	2:30.492									
			1	1 LAP	2:20.348									

Radical UK Cup

RACE 15 - LAP CHART

Lap 26			Lap 27			Lap 28			Lap 29			Lap 30		
No	Behind	Laptime	No	Behind	Laptime	No	Behind	Laptime	No	Behind	Laptime	No	Behind	Laptime
70		1:08.961	70		1:07.666	70		1:07.576	70		1:06.213	70		1:06.708
3	5 LAPS	1:28.549	88	10.989	1:05.476	10	3 LAPS	1:10.414	88	5.008	1:04.496	88	1.913	1:03.613
88	13.179	1:04.701	5	4 LAPS	1:11.274	88	6.725	1:03.312	10	3 LAPS	1:10.606	14	10 LAPS	1:14.069
5	4 LAPS	1:12.245	3	5 LAPS	1:16.436	5	4 LAPS	1:09.917	5	4 LAPS	1:10.176	10	3 LAPS	1:11.109
71	1 LAP	1:08.656	71	1 LAP	1:08.857	3	5 LAPS	1:15.416	71	1 LAP	1:08.429	5	4 LAPS	1:09.460
46	1 LAP	1:10.171	46	1 LAP	1:08.389	71	1 LAP	1:08.241	46	1 LAP	1:09.546	71	1 LAP	1:08.064
69	2 LAPS	1:08.348	69	2 LAPS	1:08.232	46	1 LAP	1:08.504	69	2 LAPS	1:08.734	46	1 LAP	1:08.364
23	1 LAP	1:14.023	23	1 LAP	1:10.065	69	2 LAPS	1:08.110	3	5 LAPS	1:17.549	69	2 LAPS	1:08.517
1	1 LAP	1:08.397	14	9 LAPS	7:01.803	23	1 LAP	1:10.596	23	1 LAP	1:10.178	3	5 LAPS	1:14.741
45	2 LAPS	1:08.592	1	1 LAP	1:08.334	1	1 LAP	1:08.971	1	1 LAP	1:08.468	23	1 LAP	1:10.972
10	2 LAPS	1:09.822	45	2 LAPS	1:07.914	45	2 LAPS	1:08.696	45	2 LAPS	1:08.419			
						14	9 LAPS	1:18.543						

Radical UK Cup

RACE 15 - LAP CHART

Lap 31			Lap 32			Lap 33			Lap 34			Lap 35		
No	Behind	Laptime	No	Behind	Laptime	No	Behind	Laptime	No	Behind	Laptime	No	Behind	Laptime
70		1:06.130	70		1:06.223	88		1:04.958	88		1:04.672	88		1:04.179
88	0.395	1:04.612	88	0.195	1:06.023	70	1.815	1:06.968	70	4.736	1:07.593	70	7.495	1:06.938
45	3 LAPS	1:08.959	45	3 LAPS	1:09.364	45	3 LAPS	1:09.264	3	6 LAPS	1:13.498	3	6 LAPS	1:12.408
1	2 LAPS	1:10.065	23	2 LAPS	1:12.481	1	2 LAPS	1:09.490	45	3 LAPS	1:08.516	45	3 LAPS	1:08.469
14	10 LAPS	1:12.181	1	2 LAPS	1:09.193	23	2 LAPS	1:11.509	1	2 LAPS	1:08.738	1	2 LAPS	1:08.343
10	3 LAPS	1:11.092	14	10 LAPS	1:11.049	14	10 LAPS	1:10.770	23	2 LAPS	1:11.529	23	2 LAPS	1:11.302
5	4 LAPS	1:10.930	10	3 LAPS	1:10.741	10	3 LAPS	1:10.860	14	10 LAPS	1:10.437	14	10 LAPS	1:10.846
71	1 LAP	1:08.740	5	4 LAPS	1:09.671	5	4 LAPS	1:09.407	10	3 LAPS	1:10.699	10	3 LAPS	1:10.142
46	1 LAP	1:08.552	71	1 LAP	1:08.888	71	1 LAP	1:08.358	5	4 LAPS	1:11.170	71	1 LAP	1:09.555
69	2 LAPS	1:08.501	46	1 LAP	1:08.504	46	1 LAP	1:08.517	71	1 LAP	1:09.167	46	1 LAP	1:09.151
3	5 LAPS	1:13.872	69	2 LAPS	1:08.307	69	2 LAPS	1:07.976	46	1 LAP	1:08.152	5	4 LAPS	1:12.523
			3	5 LAPS	1:13.685				69	2 LAPS	1:09.603	69	2 LAPS	1:08.636

Radical UK Cup

RACE 15 - LAP CHART

Lap 36			Lap 37			Lap 38			Lap 39			Lap 40		
No	Behind	Laptime	No	Behind	Laptime	No	Behind	Laptime	No	Behind	Laptime	No	Behind	Laptime
88		1:04.644	88		1:04.264	88		1:05.375	88		1:04.584	88		1:07.120
70	9.774	1:06.923	70	13.171	1:07.661	69	3 LAPS	1:08.528	69	3 LAPS	1:08.292	71	2 LAPS	1:09.164
3	6 LAPS	1:13.016	45	3 LAPS	1:09.476	5	5 LAPS	1:12.825	5	5 LAPS	1:09.993	46	2 LAPS	1:09.599
45	3 LAPS	1:09.830	3	6 LAPS	1:14.000	14	11 LAPS	1:32.712	70	16.029	1:06.319	69	3 LAPS	1:08.033
23	2 LAPS	1:10.836	23	2 LAPS	1:11.020	70	14.294	1:06.498	45	3 LAPS	1:08.834	5	5 LAPS	1:09.685
14	10 LAPS	1:10.930	10	3 LAPS	1:10.958	45	3 LAPS	1:08.507	3	6 LAPS	1:12.424	70	15.089	1:06.180
10	3 LAPS	1:11.009	71	1 LAP	1:08.242	3	6 LAPS	1:12.189	23	2 LAPS	1:09.988	45	3 LAPS	1:08.689
71	1 LAP	1:08.292	46	1 LAP	1:08.151	23	2 LAPS	1:10.333	10	3 LAPS	1:10.272	3	6 LAPS	1:12.570
46	1 LAP	1:08.237				10	3 LAPS	1:10.441				23	2 LAPS	1:11.029
5	4 LAPS	1:11.129				71	1 LAP	1:08.404				10	3 LAPS	1:10.336
69	2 LAPS	1:09.078				46	1 LAP	1:08.284						

Radical UK Cup

RACE 15 - LAP CHART

Lap 41			Lap 42			Lap 43			Lap 44		
No	Behind	Laptime	No	Behind	Laptime	No	Behind	Laptime	No	Behind	Laptime
88		1:04.116	88		1:04.677	88		1:04.785	88		1:04.862
71	2 LAPS	1:08.151	10	4 LAPS	1:10.832	23	3 LAPS	1:12.178	23	3 LAPS	1:10.304
69	3 LAPS	1:08.150	71	2 LAPS	1:09.818	3	7 LAPS	1:13.335	3	7 LAPS	1:11.712
5	5 LAPS	1:09.540	69	3 LAPS	1:14.551	10	4 LAPS	1:10.335	10	4 LAPS	1:11.016
70	17.791	1:06.818	70	21.398	1:08.284	71	2 LAPS	1:09.865	71	2 LAPS	1:13.027
45	3 LAPS	1:09.006	5	5 LAPS	1:11.514	70	23.251	1:06.638	70	25.366	1:06.977
3	6 LAPS	1:12.481	45	3 LAPS	1:08.717	69	3 LAPS	1:09.126	69	3 LAPS	1:08.605
23	2 LAPS	1:12.378				5	5 LAPS	1:10.121	5	5 LAPS	1:10.571
						45	3 LAPS	1:09.166	45	3 LAPS	1:09.721

BARC Westfield Sports Car Championship

QUALIFYING - CLASSIFICATION

POS	NO	CL	NAME	ENTRY	TIME	ON	LAPS	GAP	DIFF	MPH
1	1	B	Andrew SPENCER	Westfield SEi	1:19.761	8	11			88.10
2	24	B	Simon PRYKE	Westfield SE	1:20.061	6	11	0.300	0.300	87.77
3	70	A	Ben CLUCAS	Westfield Aerorace	1:20.097	7	11	0.336	0.036	87.73
4	71	B	Martin GARTSIDE	Westfield Se	1:20.447	9	11	0.686	0.350	87.35
5	2	B	Nick FLOWERS	Westfield Zetec	1:20.814	8	9	1.053	0.367	86.95
6	21	B	Andy MOWBRAY	Westfield SEW	1:21.005	11	11	1.244	0.191	86.74
7	29	B	William CHAPPELL	Westfield Zetec	1:21.443	11	11	1.682	0.438	86.28
8	36	B	Jon CHAPPELL	Westfield Zetec	1:21.516	11	11	1.755	0.073	86.20
9	3	B	Brian SMALL	Westfield Zetec	1:21.960	11	11	2.199	0.444	85.73
10	55	B	Roger GREEN	Westfield Zetec	1:22.636	9	11	2.875	0.676	85.03
11	60	B	Mark CALLAHAN	Westfield 1800 Zetec	1:22.844	4	11	3.083	0.208	84.82
12	8	A	Michael ELLIS	Westfield Aerorace 2008	1:23.088	7	11	3.327	0.244	84.57
13	23	B	Paul TABERNER	Westfield Zetec	1:23.227	11	11	3.466	0.139	84.43
14	41	A	Darren SANSUM	Westfield Aero Race	1:23.259	6	10	3.498	0.032	84.40
15	68	B	John DOLAN	Westfield Zetec	1:23.589	8	11	3.828	0.330	84.06
16	19	B	Chris GOULD	Westfield Zetec	1:26.554	10	10	6.793	2.965	81.18
17	25	B	Nic GROUT	Westfield Zetec	1:26.912	5	10	7.151	0.358	80.85

Weather / Track : Cloudy / Dry

These results are provisional until the conclusion of any judicial and technical matters.

Snetterton
 Circuit Length = 1.9520 miles
 Start: 11:11 End: 11:28

Clerk of Course :		Timekeeper :
-------------------	--	--------------

BARC Westfield Sports Car Championship

QUALIFYING - LAP ANALYSIS

1	Andrew SPENCER		Westfield SEi				
1 -	1:28.527	+ 8.766	11:13:44.627	7 -	1:20.170	+ 0.409	11:21:50.154
2 -	1:22.379	+ 2.618	11:15:07.006	8 -	1:19.761		11:23:09.915
3 -	1:21.064	+ 1.303	11:16:28.070	9 -	1:19.948	+ 0.187	11:24:29.863
4 -	1:20.860	+ 1.099	11:17:48.930	10 -	1:20.329	+ 0.568	11:25:50.192
5 -	1:20.834	+ 1.073	11:19:09.764	11 -	1:20.179	+ 0.418	11:27:10.371
6 -	1:20.220	+ 0.459	11:20:29.984				
2	Nick FLOWERS		Westfield Zetec				
1 -	1:30.123	+ 9.309	11:13:35.709	6 -	1:21.053	+ 0.239	11:20:24.918
2 -	1:23.309	+ 2.495	11:14:59.018	7 -	1:20.870	+ 0.056	11:21:45.788
3 -	1:21.780	+ 0.966	11:16:20.798	8 -	1:20.814		11:23:06.602
4 -	1:21.892	+ 1.078	11:17:42.690	9 -	1:21.016	+ 0.202	11:24:27.618
5 -	1:21.175	+ 0.361	11:19:03.865				
3	Brian SMALL		Westfield Zetec				
1 -	1:38.638	+ 16.678	11:13:43.150	7 -	1:23.037	+ 1.077	11:22:06.612
2 -	1:25.785	+ 3.825	11:15:08.935	8 -	1:23.060	+ 1.100	11:23:29.672
3 -	1:24.082	+ 2.122	11:16:33.017	9 -	1:23.106	+ 1.146	11:24:52.778
4 -	1:23.448	+ 1.488	11:17:56.465	10 -	1:22.617	+ 0.657	11:26:15.395
5 -	1:23.573	+ 1.613	11:19:20.038	11 -	1:21.960		11:27:37.355
6 -	1:23.537	+ 1.577	11:20:43.575				
8	Michael ELLIS		Westfield Aerorace 2008				
1 -	1:35.799	+ 12.711	11:13:45.916	7 -	1:23.088		11:22:16.167
2 -	1:27.863	+ 4.775	11:15:13.779	8 -	1:23.455	+ 0.367	11:23:39.622
3 -	1:26.529	+ 3.441	11:16:40.308	9 -	1:23.526	+ 0.438	11:25:03.148
4 -	1:24.209	+ 1.121	11:18:04.517	10 -	1:23.322	+ 0.234	11:26:26.470
5 -	1:24.479	+ 1.391	11:19:28.996	11 -	1:38.105	+ 15.017	11:28:04.575
6 -	1:24.083	+ 0.995	11:20:53.079				
19	Chris GOULD		Westfield Zetec				
1 -	1:46.364	+ 19.810	11:14:11.549	6 -	1:28.128	+ 1.574	11:21:47.740
2 -	1:34.755	+ 8.201	11:15:46.304	7 -	1:27.874	+ 1.320	11:23:15.614
3 -	1:31.450	+ 4.896	11:17:17.754	8 -	1:39.824	+ 13.270	11:24:55.438
4 -	1:30.314	+ 3.760	11:18:48.068	9 -	1:28.830	+ 2.276	11:26:24.268
5 -	1:31.544	+ 4.990	11:20:19.612	10 -	1:26.554		11:27:50.822
21	Andy MOWBRAY		Westfield SEW				
1 -	1:30.077	+ 9.072	11:13:25.755	7 -	1:21.675	+ 0.670	11:21:39.539
2 -	1:23.262	+ 2.257	11:14:49.017	8 -	1:21.299	+ 0.294	11:23:00.838
3 -	1:22.679	+ 1.674	11:16:11.696	9 -	1:21.285	+ 0.280	11:24:22.123
4 -	1:21.996	+ 0.991	11:17:33.692	10 -	1:21.321	+ 0.316	11:25:43.444
5 -	1:21.737	+ 0.732	11:18:55.429	11 -	1:21.005		11:27:04.449
6 -	1:22.435	+ 1.430	11:20:17.864				
23	Paul TABERNER		Westfield Zetec				
1 -	1:34.866	+ 11.639	11:13:43.912	7 -	1:23.713	+ 0.486	11:22:15.028
2 -	1:26.666	+ 3.439	11:15:10.578	8 -	1:23.951	+ 0.724	11:23:38.979
3 -	1:26.665	+ 3.438	11:16:37.243	9 -	1:23.372	+ 0.145	11:25:02.351
4 -	1:25.093	+ 1.866	11:18:02.336	10 -	1:25.183	+ 1.956	11:26:27.534
5 -	1:25.481	+ 2.254	11:19:27.817	11 -	1:23.227		11:27:50.761
6 -	1:23.498	+ 0.271	11:20:51.315				
24	Simon PRYKE		Westfield SE				
1 -	1:32.076	+ 12.015	11:13:50.736	7 -	1:24.450	+ 4.389	11:22:01.731
2 -	1:23.846	+ 3.785	11:15:14.582	8 -	1:20.644	+ 0.583	11:23:22.375
3 -	1:21.436	+ 1.375	11:16:36.018	9 -	1:20.216	+ 0.155	11:24:42.591
4 -	1:20.551	+ 0.490	11:17:56.569	10 -	1:21.865	+ 1.804	11:26:04.456
5 -	1:20.651	+ 0.590	11:19:17.220	11 -	1:30.984	+ 10.923	11:27:35.440
6 -	1:20.061		11:20:37.281				

Snetterton
 Circuit Length = 1.9520 miles
 Start: 11:11 End: 11:28

Weather / Track : Cloudy / Dry

BARC Westfield Sports Car Championship

QUALIFYING - LAP ANALYSIS

25	Nic GROUT		Westfield Zetec				
1 -	1:38.810	+ 11.898	11:13:46.846	6 -	1:31.467	+ 4.555	11:21:12.355
2 -	1:30.460	+ 3.548	11:15:17.306	7 -	1:27.193	+ 0.281	11:22:39.548
3 -	1:29.509	+ 2.597	11:16:46.815	8 -	1:26.983	+ 0.071	11:24:06.531
4 -	1:27.161	+ 0.249	11:18:13.976	9 -	1:27.128	+ 0.216	11:25:33.659
5 -	1:26.912		11:19:40.888	10 -	1:26.989	+ 0.077	11:27:00.648
29	William CHAPPELL		Westfield Zetec				
1 -	1:32.276	+ 10.833	11:13:33.200	7 -	1:21.493	+ 0.050	11:21:57.776
2 -	1:26.146	+ 4.703	11:14:59.346	8 -	1:22.991	+ 1.548	11:23:20.767
3 -	1:23.927	+ 2.484	11:16:23.273	9 -	1:21.594	+ 0.151	11:24:42.361
4 -	1:23.584	+ 2.141	11:17:46.857	10 -	1:25.091	+ 3.648	11:26:07.452
5 -	1:22.130	+ 0.687	11:19:08.987	11 -	1:21.443		11:27:28.895
6 -	1:27.296	+ 5.853	11:20:36.283				
36	Jon CHAPPELL		Westfield Zetec				
1 -	1:32.580	+ 11.064	11:13:32.647	7 -	1:21.650	+ 0.134	11:21:50.795
2 -	1:26.245	+ 4.729	11:14:58.892	8 -	1:25.479	+ 3.963	11:23:16.274
3 -	1:23.661	+ 2.145	11:16:22.553	9 -	1:23.432	+ 1.916	11:24:39.706
4 -	1:22.342	+ 0.826	11:17:44.895	10 -	1:21.934	+ 0.418	11:26:01.640
5 -	1:22.636	+ 1.120	11:19:07.531	11 -	1:21.516		11:27:23.156
6 -	1:21.614	+ 0.098	11:20:29.145				
41	Darren SANSUM		Westfield Aero Race				
1 -	1:30.271	+ 7.012	11:13:32.394	6 -	1:23.259		11:20:33.998
2 -	1:25.152	+ 1.893	11:14:57.546	7 -	1:23.560	+ 0.301	11:21:57.558
3 -	1:24.778	+ 1.519	11:16:22.324	8 -	1:24.693	+ 1.434	11:23:22.251
4 -	1:24.138	+ 0.879	11:17:46.462	9 -	1:29.242	+ 5.983	11:24:51.493
5 -	1:24.277	+ 1.018	11:19:10.739	10 -	1:28.260	+ 5.001	11:26:19.753
55	Roger GREEN		Westfield Zetec				
1 -	1:27.655	+ 5.019	11:13:51.391	7 -	1:25.671	+ 3.035	11:22:15.434
2 -	1:24.545	+ 1.909	11:15:15.936	8 -	1:24.488	+ 1.852	11:23:39.922
3 -	1:23.942	+ 1.306	11:16:39.878	9 -	1:22.636		11:25:02.558
4 -	1:22.901	+ 0.265	11:18:02.779	10 -	1:22.950	+ 0.314	11:26:25.508
5 -	1:23.714	+ 1.078	11:19:26.493	11 -	1:23.191	+ 0.555	11:27:48.699
6 -	1:23.270	+ 0.634	11:20:49.763				
60	Mark CALLAHAN		Westfield 1800 Zetec				
1 -	1:35.742	+ 12.898	11:13:49.027	7 -	1:23.158	+ 0.314	11:22:10.796
2 -	1:25.472	+ 2.628	11:15:14.499	8 -	1:23.479	+ 0.635	11:23:34.275
3 -	1:23.444	+ 0.600	11:16:37.943	9 -	1:23.068	+ 0.224	11:24:57.343
4 -	1:22.844		11:18:00.787	10 -	1:25.257	+ 2.413	11:26:22.600
5 -	1:23.065	+ 0.221	11:19:23.852	11 -	1:23.229	+ 0.385	11:27:45.829
6 -	1:23.786	+ 0.942	11:20:47.638				
68	John DOLAN		Westfield Zetec				
1 -	1:38.431	+ 14.842	11:13:49.945	7 -	1:24.344	+ 0.755	11:22:22.895
2 -	1:28.131	+ 4.542	11:15:18.076	8 -	1:23.589		11:23:46.484
3 -	1:27.522	+ 3.933	11:16:45.598	9 -	1:24.434	+ 0.845	11:25:10.918
4 -	1:24.518	+ 0.929	11:18:10.116	10 -	1:23.866	+ 0.277	11:26:34.784
5 -	1:24.245	+ 0.656	11:19:34.361	11 -	1:23.875	+ 0.286	11:27:58.659
6 -	1:24.190	+ 0.601	11:20:58.551				
70	Ben CLUCAS		Westfield Aerorace				
1 -	1:27.507	+ 7.410	11:13:50.349	7 -	1:20.097		11:21:55.527
2 -	1:21.988	+ 1.891	11:15:12.337	8 -	1:20.172	+ 0.075	11:23:15.699
3 -	1:20.927	+ 0.830	11:16:33.264	9 -	1:20.482	+ 0.385	11:24:36.181
4 -	1:20.783	+ 0.686	11:17:54.047	10 -	1:20.317	+ 0.220	11:25:56.498
5 -	1:20.662	+ 0.565	11:19:14.709	11 -	1:20.128	+ 0.031	11:27:16.626
6 -	1:20.721	+ 0.624	11:20:35.430				

Weather / Track : Cloudy / Dry


BARC Westfield Sports Car Championship

QUALIFYING - LAP ANALYSIS

71	Martin GARTSIDE			Westfeild Se			
1 -	1:32.199	+ 11.752	11:13:35.547	7 -	1:21.024	+ 0.577	11:21:49.550
2 -	1:24.637	+ 4.190	11:15:00.184	8 -	1:20.870	+ 0.423	11:23:10.420
3 -	1:22.855	+ 2.408	11:16:23.039	9 -	1:20.447		11:24:30.867
4 -	1:22.286	+ 1.839	11:17:45.325	10 -	1:21.379	+ 0.932	11:25:52.246
5 -	1:21.651	+ 1.204	11:19:06.976	11 -	1:20.709	+ 0.262	11:27:12.955
6 -	1:21.550	+ 1.103	11:20:28.526				

BARC Westfield Sports Car Championship

RACE 4 - GRID

ROW 9	1:26.912 25 Nic GROUT		
ROW 8		1:23.589 68 John DOLAN	1:26.554 19 Chris GOULD
ROW 7	1:23.227 23 Paul TABERNER		1:23.259 41 Darren SANSUM
ROW 6		1:22.844 60 Mark CALLAHAN	1:23.088 8 Michael ELLIS
ROW 5	1:21.960 3 Brian SMALL		1:22.636 55 Roger GREEN
ROW 4		1:21.443 29 William CHAPPELL	1:21.516 36 Jon CHAPPELL
ROW 3	1:20.814 2 Nick FLOWERS		1:21.005 21 Andy MOWBRAY
ROW 2		1:20.097 70 Ben CLUCAS	1:20.447 71 Martin GARTSIDE
ROW 1	1:19.761 1 Andrew SPENCER		1:20.061 24 Simon PRYKE
Pole			
			

Snetterton
Circuit Length = 1.9520 miles

These results are provisional until the conclusion of any judicial and technical matters.

Clerk of Course :		Timekeeper :
-------------------	--	--------------

BARC Westfield Sports Car Championship

RACE 4 - CLASSIFICATION

POS	NO	CL	NAME	ENTRY	LAPS	TIME	GAP	DIFF	MPH	BEST	ON
1	1	B	Andrew SPENCER	Westfield SEi	15	20:13.000			86.89	1:19.615	15
2	24	B	Simon PRYKE	Westfield SE	15	20:13.137	0.137	0.137	86.88	1:19.467	14
3	2	B	Nick FLOWERS	Westfield Zetec	15	20:17.303	4.303	4.166	86.59	1:20.156	15
4	36	B	Jon CHAPPELL	Westfield Zetec	15	20:29.549	16.549	12.246	85.72	1:20.724	3
5	71	B	Martin GARTSIDE	Westfield Se	15	20:29.875	16.875	0.326	85.70	1:20.533	10
6	70	A	Ben CLUCAS	Westfield Aerorace	15	20:30.278	17.278	0.403	85.67	1:20.806	3
7	29	B	William CHAPPELL	Westfield Zetec	15	20:37.207	24.207	6.929	85.19	1:21.355	6
8	3	B	Brian SMALL	Westfield Zetec	15	20:49.786	36.786	12.579	84.33	1:22.030	15
9	19	B	Chris GOULD	Westfield Zetec	15	20:59.993	46.993	10.207	83.65	1:20.869	10
10	68	B	John DOLAN	Westfield Zetec	15	21:04.955	51.955	4.962	83.32	1:22.249	14
11	60	B	Mark CALLAHAN	Westfield 1800 Zetec	15	21:05.777	52.777	0.822	83.27	1:22.000	5
12	8	A	Michael ELLIS	Westfield Aerorace 2008	15	21:12.119	59.119	6.342	82.85	1:22.066	2
13	55	A	Roger GREEN	Westfield Zetec	15	21:28.519	1:15.519	16.400	81.80	1:22.742	4
14	25	B	Nic GROUT	Westfield Zetec	15	21:29.197	1:16.197	0.678	81.76	1:24.396	15
15	21	B	Andy MOWBRAY	Westfield SEW	14	20:32.775	1 lap	1 lap	79.80	1:20.911	2
NOT CLASSIFIED											
DNC	23	B	Paul TABERNER	Westfield Zetec	7	10:14.699	8 laps	7 laps	80.02	1:25.360	3
DNC	41	A	Darren SANSUM	Westfield Aero Race	6	9:19.601	9 laps	1 lap	75.34	1:23.206	3
FASTEST LAP											
	24	B	Simon PRYKE	Westfield SE	14	1:19.467		88.42 mph		142.31 kph	
	70	A	Ben CLUCAS	Westfield Aerorace	3	1:20.806		86.96 mph		139.95 kph	

Weather / Track : Cloudy / Dry

These results are provisional until the conclusion of any judicial and technical matters.

Snetterton
Circuit Length = 1.9520 miles
Start: 16:45 End: 17:07

Clerk of Course :

Timekeeper :

BARC Westfield Sports Car Championship

RACE 4 - LAP CHART

Lap 1			Lap 2			Lap 3			Lap 4			Lap 5		
No	Behind	Laptime	No	Behind	Laptime	No	Behind	Laptime	No	Behind	Laptime	No	Behind	Laptime
24		1:25.968	24		1:21.489	2		1:20.438	2		1:21.019	1		1:19.954
1	0.645	1:26.613	1	0.416	1:21.260	24	0.362	1:21.491	1	0.760	1:20.984	2	0.689	1:21.403
70	1.756	1:27.724	2	0.691	1:20.339	1	0.795	1:21.508	24	0.809	1:21.466	24	1.270	1:21.175
2	1.841	1:27.809	70	1.526	1:21.259	70	1.203	1:20.806	70	2.426	1:22.242	21	3.278	1:21.554
21	2.509	1:28.477	21	1.931	1:20.911	21	1.850	1:21.048	21	2.438	1:21.607	70	3.357	1:21.645
71	3.014	1:28.982	71	2.754	1:21.229	71	2.505	1:20.880	71	2.941	1:21.455	36	3.906	1:21.661
36	3.526	1:29.494	36	3.089	1:21.052	36	2.684	1:20.724	36	2.959	1:21.294	71	4.715	1:22.488
3	5.789	1:31.757	29	6.202	1:21.629	29	6.498	1:21.425	29	7.454	1:21.975	29	8.343	1:21.603
29	6.062	1:32.030	3	6.834	1:22.534	3	7.848	1:22.143	3	9.450	1:22.621	3	12.040	1:23.304
41	7.037	1:33.005	8	7.894	1:22.066	8	10.163	1:23.398	8	12.392	1:23.248	8	15.178	1:23.500
8	7.317	1:33.285	41	8.872	1:23.324	19	10.484	1:22.604	41	14.336	1:24.406	41	17.011	1:23.389
19	8.095	1:34.063	19	9.009	1:22.403	41	10.949	1:23.206	60	16.096	1:22.149	60	17.382	1:22.000
55	8.290	1:34.258	55	11.682	1:24.881	60	14.966	1:23.327	55	16.897	1:22.742	55	18.972	1:22.789
68	9.074	1:35.042	68	12.312	1:24.727	55	15.174	1:24.621	68	18.943	1:23.890	68	21.994	1:23.765
23	9.456	1:35.424	60	12.768	1:22.892	68	16.072	1:24.889	19	23.937	1:34.472	19	24.872	1:21.649
60	11.365	1:37.333	23	13.886	1:25.919	23	18.117	1:25.360	25	25.032	1:25.962	25	29.024	1:24.706
25	11.393	1:37.361	25	15.527	1:25.623	25	20.089	1:25.691	23	25.082	1:27.984	23	29.975	1:25.607

BARC Westfield Sports Car Championship

RACE 4 - LAP CHART

Lap 6			Lap 7			Lap 8			Lap 9			Lap 10		
No	Behind	Laptime	No	Behind	Laptime	No	Behind	Laptime	No	Behind	Laptime	No	Behind	Laptime
1		1:20.058	1		1:20.251	24		1:20.536	24		1:20.064	1		1:19.998
2	1.181	1:20.550	24	0.912	1:19.861	2	0.610	1:20.523	1	0.691	1:19.860	24	0.148	1:20.837
24	1.302	1:20.090	2	1.535	1:20.605	1	0.895	1:22.343	2	1.255	1:20.709	2	1.749	1:21.183
70	5.356	1:22.057	70	6.245	1:21.140	70	6.050	1:21.253	70	6.981	1:20.995	70	7.344	1:21.052
71	6.611	1:21.954	71	7.742	1:21.382	71	7.405	1:21.111	71	8.339	1:20.998	71	8.183	1:20.533
21	6.845	1:23.625	36	8.125	1:21.446	36	7.955	1:21.278	36	8.971	1:21.080	36	9.360	1:21.078
36	6.930	1:23.082	29	11.162	1:21.773	29	11.580	1:21.866	29	13.876	1:22.360	29	16.631	1:23.444
29	9.640	1:21.355	3	17.555	1:22.722	3	19.188	1:23.081	3	22.558	1:23.434	3	24.564	1:22.695
3	15.084	1:23.102	8	22.175	1:24.358	8	24.718	1:23.991	8	27.333	1:22.679	8	29.107	1:22.463
8	18.068	1:22.948	55	26.159	1:23.248	60	29.027	1:22.882	60	31.795	1:22.832	60	33.510	1:22.404
60	19.452	1:22.128	60	27.593	1:28.392	55	29.628	1:24.917	55	32.566	1:23.002	55	35.216	1:23.339
55	23.162	1:24.248	68	29.828	1:23.921	68	32.296	1:23.916	19	35.599	1:22.652	19	35.779	1:20.869
68	26.158	1:24.222	19	32.715	1:25.715	19	33.011	1:21.744	68	36.476	1:24.244	68	38.473	1:22.686
19	27.251	1:22.437	25	37.852	1:24.581	25	41.600	1:25.196	25	47.069	1:25.533	25	51.283	1:24.903
25	33.522	1:24.556	23	44.071	1:27.401	21	1:05.018	1:25.289	21	1:08.353	1:23.399	21	1:10.653	1:22.989
23	36.921	1:27.004	21	1:01.177	2:14.583									
41	1:09.224	2:12.271												

BARC Westfield Sports Car Championship
RACE 4 - LAP CHART

Lap 11			Lap 12			Lap 13			Lap 14			Lap 15		
No	Behind	Laptime	No	Behind	Laptime	No	Behind	Laptime	No	Behind	Laptime	No	Behind	Laptime
1		1:19.747	1		1:20.332	1		1:20.590	1		1:19.887	1		1:19.615
24	0.120	1:19.719	24	0.098	1:20.310	24	0.501	1:20.993	24	0.081	1:19.467	24	0.137	1:19.671
2	2.673	1:20.671	2	2.704	1:20.363	2	2.671	1:20.557	2	3.762	1:20.978	2	4.303	1:20.156
70	9.353	1:21.756	71	9.955	1:20.908	71	10.517	1:21.152	36	13.917	1:22.134	36	16.549	1:22.247
71	9.379	1:20.943	70	10.139	1:21.118	70	10.663	1:21.114	21	1 LAP	1:36.648	71	16.875	1:22.306
36	10.609	1:20.996	36	11.270	1:20.993	36	11.670	1:20.990	71	14.184	1:23.554	70	17.278	1:22.557
29	18.294	1:21.410	29	19.328	1:21.366	29	20.609	1:21.871	70	14.336	1:23.560	21	1 LAP	1:25.328
3	27.493	1:22.676	3	29.485	1:22.324	3	31.794	1:22.899	29	22.142	1:21.420	29	24.207	1:21.680
8	32.257	1:22.897	8	35.925	1:24.000	60	40.676	1:22.246	3	34.371	1:22.464	3	36.786	1:22.030
60	36.968	1:23.205	60	39.020	1:22.384	19	41.788	1:22.970	60	43.071	1:22.282	19	46.993	1:23.024
19	38.354	1:22.322	19	39.408	1:21.386	8	41.798	1:26.463	19	43.584	1:21.683	68	51.955	1:22.763
55	39.722	1:24.253	68	43.644	1:22.586	68	46.445	1:23.391	8	48.334	1:26.423	60	52.777	1:29.321
68	41.390	1:22.664	55	45.539	1:26.149	55	54.804	1:29.855	68	48.807	1:22.249	8	59.119	1:30.400
25	56.800	1:25.264	25	1:01.735	1:25.267	25	1:06.430	1:25.285	55	1:05.278	1:30.361	55	1:15.519	1:29.856
21	1:13.748	1:22.842	21	1:17.891	1:24.475				25	1:11.416	1:24.873	25	1:16.197	1:24.396

BARC Westfield Sports Car Championship

RACE 4 - LAP CHART

Lap 1			Lap 2			Lap 3			Lap 4			Lap 5		
No	Behind	Laptime	No	Behind	Laptime	No	Behind	Laptime	No	Behind	Laptime	No	Behind	Laptime
24		1:25.968	24		1:21.489	2		1:20.438	2		1:21.019	1		1:19.954
1	0.645	1:26.613	1	0.416	1:21.260	24	0.362	1:21.491	1	0.760	1:20.984	2	0.689	1:21.403
70	1.756	1:27.724	2	0.691	1:20.339	1	0.795	1:21.508	24	0.809	1:21.466	24	1.270	1:21.175
2	1.841	1:27.809	70	1.526	1:21.259	70	1.203	1:20.806	70	2.426	1:22.242	21	3.278	1:21.554
21	2.509	1:28.477	21	1.931	1:20.911	21	1.850	1:21.048	21	2.438	1:21.607	70	3.357	1:21.645
71	3.014	1:28.982	71	2.754	1:21.229	71	2.505	1:20.880	71	2.941	1:21.455	36	3.906	1:21.661
36	3.526	1:29.494	36	3.089	1:21.052	36	2.684	1:20.724	36	2.959	1:21.294	71	4.715	1:22.488
3	5.789	1:31.757	29	6.202	1:21.629	29	6.498	1:21.425	29	7.454	1:21.975	29	8.343	1:21.603
29	6.062	1:32.030	3	6.834	1:22.534	3	7.848	1:22.143	3	9.450	1:22.621	3	12.040	1:23.304
41	7.037	1:33.005	8	7.894	1:22.066	8	10.163	1:23.398	8	12.392	1:23.248	8	15.178	1:23.500
8	7.317	1:33.285	41	8.872	1:23.324	19	10.484	1:22.604	41	14.336	1:24.406	41	17.011	1:23.389
19	8.095	1:34.063	19	9.009	1:22.403	41	10.949	1:23.206	60	16.096	1:22.149	60	17.382	1:22.000
55	8.290	1:34.258	55	11.682	1:24.881	60	14.966	1:23.327	55	16.897	1:22.742	55	18.972	1:22.789
68	9.074	1:35.042	68	12.312	1:24.727	55	15.174	1:24.621	68	18.943	1:23.890	68	21.994	1:23.765
23	9.456	1:35.424	60	12.768	1:22.892	68	16.072	1:24.889	19	23.937	1:34.472	19	24.872	1:21.649
60	11.365	1:37.333	23	13.886	1:25.919	23	18.117	1:25.360	25	25.032	1:25.962	25	29.024	1:24.706
25	11.393	1:37.361	25	15.527	1:25.623	25	20.089	1:25.691	23	25.082	1:27.984	23	29.975	1:25.607

BARC Westfield Sports Car Championship
RACE 4 - LAP CHART

Lap 6			Lap 7			Lap 8			Lap 9			Lap 10		
No	Behind	Laptime	No	Behind	Laptime	No	Behind	Laptime	No	Behind	Laptime	No	Behind	Laptime
1		1:20.058	1		1:20.251	24		1:20.536	24		1:20.064	1		1:19.998
2	1.181	1:20.550	24	0.912	1:19.861	2	0.610	1:20.523	1	0.691	1:19.860	24	0.148	1:20.837
24	1.302	1:20.090	2	1.535	1:20.605	1	0.895	1:22.343	2	1.255	1:20.709	2	1.749	1:21.183
70	5.356	1:22.057	70	6.245	1:21.140	70	6.050	1:21.253	70	6.981	1:20.995	70	7.344	1:21.052
71	6.611	1:21.954	71	7.742	1:21.382	71	7.405	1:21.111	71	8.339	1:20.998	71	8.183	1:20.533
21	6.845	1:23.625	36	8.125	1:21.446	36	7.955	1:21.278	36	8.971	1:21.080	36	9.360	1:21.078
36	6.930	1:23.082	29	11.162	1:21.773	29	11.580	1:21.866	29	13.876	1:22.360	29	16.631	1:23.444
29	9.640	1:21.355	3	17.555	1:22.722	3	19.188	1:23.081	3	22.558	1:23.434	3	24.564	1:22.695
3	15.084	1:23.102	8	22.175	1:24.358	8	24.718	1:23.991	8	27.333	1:22.679	8	29.107	1:22.463
8	18.068	1:22.948	55	26.159	1:23.248	60	29.027	1:22.882	60	31.795	1:22.832	60	33.510	1:22.404
60	19.452	1:22.128	60	27.593	1:28.392	55	29.628	1:24.917	55	32.566	1:23.002	55	35.216	1:23.339
55	23.162	1:24.248	68	29.828	1:23.921	68	32.296	1:23.916	19	35.599	1:22.652	19	35.779	1:20.869
68	26.158	1:24.222	19	32.715	1:25.715	19	33.011	1:21.744	68	36.476	1:24.244	68	38.473	1:22.686
19	27.251	1:22.437	25	37.852	1:24.581	25	41.600	1:25.196	25	47.069	1:25.533	25	51.283	1:24.903
25	33.522	1:24.556	23	44.071	1:27.401	21	1:05.018	1:25.289	21	1:08.353	1:23.399	21	1:10.653	1:22.989
23	36.921	1:27.004	21	1:01.177	2:14.583									
41	1:09.224	2:12.271												

BARC Westfield Sports Car Championship
RACE 4 - LAP CHART

Lap 11			Lap 12			Lap 13			Lap 14			Lap 15		
No	Behind	Laptime	No	Behind	Laptime	No	Behind	Laptime	No	Behind	Laptime	No	Behind	Laptime
1		1:19.747	1		1:20.332	1		1:20.590	1		1:19.887	1		1:19.615
24	0.120	1:19.719	24	0.098	1:20.310	24	0.501	1:20.993	24	0.081	1:19.467	24	0.137	1:19.671
2	2.673	1:20.671	2	2.704	1:20.363	2	2.671	1:20.557	2	3.762	1:20.978	2	4.303	1:20.156
70	9.353	1:21.756	71	9.955	1:20.908	71	10.517	1:21.152	36	13.917	1:22.134	36	16.549	1:22.247
71	9.379	1:20.943	70	10.139	1:21.118	70	10.663	1:21.114	21	1 LAP	1:36.648	71	16.875	1:22.306
36	10.609	1:20.996	36	11.270	1:20.993	36	11.670	1:20.990	71	14.184	1:23.554	70	17.278	1:22.557
29	18.294	1:21.410	29	19.328	1:21.366	29	20.609	1:21.871	70	14.336	1:23.560	21	1 LAP	1:25.328
3	27.493	1:22.676	3	29.485	1:22.324	3	31.794	1:22.899	29	22.142	1:21.420	29	24.207	1:21.680
8	32.257	1:22.897	8	35.925	1:24.000	60	40.676	1:22.246	3	34.371	1:22.464	3	36.786	1:22.030
60	36.968	1:23.205	60	39.020	1:22.384	19	41.788	1:22.970	60	43.071	1:22.282	19	46.993	1:23.024
19	38.354	1:22.322	19	39.408	1:21.386	8	41.798	1:26.463	19	43.584	1:21.683	68	51.955	1:22.763
55	39.722	1:24.253	68	43.644	1:22.586	68	46.445	1:23.391	8	48.334	1:26.423	60	52.777	1:29.321
68	41.390	1:22.664	55	45.539	1:26.149	55	54.804	1:29.855	68	48.807	1:22.249	8	59.119	1:30.400
25	56.800	1:25.264	25	1:01.735	1:25.267	25	1:06.430	1:25.285	55	1:05.278	1:30.361	55	1:15.519	1:29.856
21	1:13.748	1:22.842	21	1:17.891	1:24.475				25	1:11.416	1:24.873	25	1:16.197	1:24.396

BARC Dunlop Sport Maxx Cup

QUALIFYING - CLASSIFICATION

POS	NO	CL	NAME	ENTRY	TIME	ON	LAPS	GAP	DIFF	MPH
1	99	A	John THORNE	BMW E46 M3	1:21.057	11	12			86.69
2	22	A	Simon SHAW	Vauxhall Astra VXR	1:22.671	2	10	1.614	1.614	85.00
3	2	A	Simon GUSTERSON	Renault Megane R26 230	1:22.825	11	12	1.768	0.154	84.84
4	7	A	Shaun HOLLAMBY	SEAT Leon Cupra	1:23.323	13	13	2.266	0.498	84.33
5	8	A	Martin WALLBANK	Vauxhall Astra VXR	1:24.074	3	12	3.017	0.751	83.58
6	9	A	John ALLISON	Vauxhall Astra VXR	1:24.213	12	12	3.156	0.139	83.44
7	30	B	Quentin LAITHWAITE	Renault clio	1:25.746	8	12	4.689	1.533	81.95
8	50	B	Paul TAYLOR	SEAT Leon FR	1:25.882	13	14	4.825	0.136	81.82
9	38	B	Adrian MILLER	Renault Clio Sport 172	1:26.802	11	12	5.745	0.920	80.95
10	33	B	Leyton CLARKE	Vauxhall Corsa	1:27.119	2	12	6.062	0.317	80.66
11	3	A	Michael WEIDNER	Ford Focus ST	1:28.128	13	13	7.071	1.009	79.73
12	52	B	Jade EDWARDS	MG ZR 160	1:28.371	10	13	7.314	0.243	79.51
13	55	B	Mark WEIDNER	MG ZR	1:29.595	13	13	8.538	1.224	78.43
14	36	B	Jonathan HOWES	Volkwagon Lupo GTi	1:31.342	4	12	10.285	1.747	76.93
15	60	C	Paul LUND	Alfa Romeo 147	1:34.877	3	8	13.820	3.535	74.06

Weather / Track : Cloudy / Dry

These results are provisional until the conclusion of any judicial and technical matters.

Snetterton
 Circuit Length = 1.9520 miles
 Start: 11:31 End: 11:53

Clerk of Course :

Timekeeper :

BARC Dunlop Sport Maxx Cup

QUALIFYING - CLASSIFICATION AMENDED

POS	NO	CL	NAME	ENTRY	TIME	ON	LAPS	GAP	DIFF	MPH
1	22	A	Simon SHAW	Vauxhall Astra VXR	1:22.671	2	10			85.00
2	2	A	Simon GUSTERSON	Renault Megane R26 230	1:22.825	11	12	0.154	0.154	84.84
3	7	A	Shaun HOLLAMBY	SEAT Leon Cupra	1:23.323	13	13	0.652	0.498	84.33
4	8	A	Martin WALLBANK	Vauxhall Astra VXR	1:24.074	3	12	1.403	0.751	83.58
5	9	A	John ALLISON	Vauxhall Astra VXR	1:24.213	12	12	1.542	0.139	83.44
6	30	B	Quentin LAITHWAITE	Renault clio	1:25.746	8	12	3.075	1.533	81.95
7	50	B	Paul TAYLOR	SEAT Leon FR	1:25.882	13	14	3.211	0.136	81.82
8	38	B	Adrian MILLER	Renault Clio Sport 172	1:26.802	11	12	4.131	0.920	80.95
9	33	B	Leyton CLARKE	Vauxhall Corsa	1:27.119	2	12	4.448	0.317	80.66
10	3	A	Michael WEIDNER	Ford Focus ST	1:28.128	13	13	5.457	1.009	79.73
11	52	B	Jade EDWARDS	MG ZR 160	1:28.371	10	13	5.700	0.243	79.51
12	55	B	Mark WEIDNER	MG ZR	1:29.595	13	13	6.924	1.224	78.43
13	36	B	Jonathan HOWES	Volkwagon Lupo GTi	1:31.342	4	12	8.671	1.747	76.93
14	60	C	Paul LUND	Alfa Romeo 147	1:34.877	3	8	12.206	3.535	74.06
DQ	99	A	John THORNE	BMW E46 M3			12			

Car 99 excluded from results following Post Qualifying scrutineering

Weather / Track : Cloudy / Dry

These results are provisional until the conclusion of any judicial and technical matters.

Snetterton
Circuit Length = 1.9520 miles
Start: 11:31 End: 11:53

Clerk of Course :		Timekeeper :
-------------------	--	--------------

BARC Dunlop Sport Maxx Cup

QUALIFYING - LAP ANALYSIS

2	Simon GUSTERSON		Renault Megane R26 230				
1 -	1:36.617	+ 13.792	11:33:41.878	7 -	1:23.666	+ 0.841	11:42:17.963
2 -	1:24.393	+ 1.568	11:35:06.271	8 -	3:22.611 P	+ 1:59.786	11:45:40.574
3 -	1:23.883	+ 1.058	11:36:30.154	9 -	1:45.073	+ 22.248	11:47:25.647
4 -	1:23.530	+ 0.705	11:37:53.684	10 -	1:23.216	+ 0.391	11:48:48.863
5 -	1:23.472	+ 0.647	11:39:17.156	11 -	1:22.825		11:50:11.688
6 -	1:37.141	+ 14.316	11:40:54.297	12 -	1:23.226	+ 0.401	11:51:34.914
3	Michael WEIDNER		Ford Focus ST				
1 -	1:36.575	+ 8.447	11:33:45.564	8 -	1:29.066	+ 0.938	11:44:09.436
2 -	1:30.137	+ 2.009	11:35:15.701	9 -	1:28.358	+ 0.230	11:45:37.794
3 -	1:28.330	+ 0.202	11:36:44.031	10 -	1:29.679	+ 1.551	11:47:07.473
4 -	1:28.257	+ 0.129	11:38:12.288	11 -	1:28.980	+ 0.852	11:48:36.453
5 -	1:29.498	+ 1.370	11:39:41.786	12 -	1:28.174	+ 0.046	11:50:04.627
6 -	1:29.062	+ 0.934	11:41:10.848	13 -	1:28.128		11:51:32.755
7 -	1:29.522	+ 1.394	11:42:40.370				
7	Shaun HOLLAMBY		SEAT Leon Cupra				
1 -	2:08.099 P	+ 44.776	11:34:03.217	8 -	1:23.360	+ 0.037	11:44:21.473
2 -	1:52.852	+ 29.529	11:35:56.069	9 -	1:27.076	+ 3.753	11:45:48.549
3 -	1:23.599	+ 0.276	11:37:19.668	10 -	1:40.083	+ 16.760	11:47:28.632
4 -	1:25.960	+ 2.637	11:38:45.628	11 -	1:23.362	+ 0.039	11:48:51.994
5 -	1:23.493	+ 0.170	11:40:09.121	12 -	1:33.752	+ 10.429	11:50:25.746
6 -	1:23.408	+ 0.085	11:41:32.529	13 -	1:23.323		11:51:49.069
7 -	1:25.584	+ 2.261	11:42:58.113				
8	Martin WALLBANK		Vauxhall Astra VXR				
1 -	1:35.958	+ 11.884	11:33:44.036	7 -	1:24.381	+ 0.307	11:42:31.112
2 -	1:24.281	+ 0.207	11:35:08.317	8 -	1:24.667	+ 0.593	11:43:55.779
3 -	1:24.074		11:36:32.391	9 -	4:44.361 P	+ 3:20.287	11:48:40.140
4 -	1:24.201	+ 0.127	11:37:56.592	10 -	1:29.959	+ 5.885	11:50:10.099
5 -	1:40.191	+ 16.117	11:39:36.783	11 -	1:24.218	+ 0.144	11:51:34.317
6 -	1:29.948	+ 5.874	11:41:06.731	12 -	1:25.083	+ 1.009	11:52:59.400
9	John ALLISON		Vauxhall Astra VXR				
1 -	1:31.951	+ 7.738	11:33:30.468	7 -	1:24.701	+ 0.488	11:42:13.695
2 -	1:27.323	+ 3.110	11:34:57.791	8 -	1:39.731	+ 15.518	11:43:53.426
3 -	1:37.032	+ 12.819	11:36:34.823	9 -	1:35.360	+ 11.147	11:45:28.786
4 -	1:24.851	+ 0.638	11:37:59.674	10 -	1:24.525	+ 0.312	11:46:53.311
5 -	1:24.307	+ 0.094	11:39:23.981	11 -	1:24.436	+ 0.223	11:48:17.747
6 -	1:25.013	+ 0.800	11:40:48.994	12 -	1:24.213		11:49:41.960
22	Simon SHAW		Vauxhall Astra VXR				
1 -	1:32.148	+ 9.477	11:33:28.424	6 -	1:23.629	+ 0.958	11:40:24.879
2 -	1:22.671		11:34:51.095	7 -	1:23.945	+ 1.274	11:41:48.824
3 -	1:23.313	+ 0.642	11:36:14.408	8 -	7:05.169 P	+ 5:42.498	11:48:53.993
4 -	1:23.232	+ 0.561	11:37:37.640	9 -	1:36.302	+ 13.631	11:50:30.295
5 -	1:23.610	+ 0.939	11:39:01.250	10 -	1:24.023	+ 1.352	11:51:54.318
30	Quentin LAITHWAITE		Renault clio				
1 -	1:29.757	+ 4.011	11:35:25.652	7 -	1:25.793	+ 0.047	11:44:06.039
2 -	1:27.970	+ 2.224	11:36:53.622	8 -	1:25.746		11:45:31.785
3 -	1:27.278	+ 1.532	11:38:20.900	9 -	2:54.784 P	+ 1:29.038	11:48:26.569
4 -	1:26.501	+ 0.755	11:39:47.401	10 -	1:27.423	+ 1.677	11:49:53.992
5 -	1:26.485	+ 0.739	11:41:13.886	11 -	1:26.278	+ 0.532	11:51:20.270
6 -	1:26.360	+ 0.614	11:42:40.246	12 -	1:26.436	+ 0.690	11:52:46.706
33	Leyton CLARKE		Vauxhall Corsa				
1 -	1:31.938	+ 4.819	11:33:35.510	7 -	1:27.373	+ 0.254	11:44:37.382
2 -	1:27.119		11:35:02.629	8 -	1:27.452	+ 0.333	11:46:04.834
3 -	1:27.318	+ 0.199	11:36:29.947	9 -	1:27.445	+ 0.326	11:47:32.279
4 -	1:28.147	+ 1.028	11:37:58.094	10 -	1:27.476	+ 0.357	11:48:59.755
5 -	3:35.579 P	+ 2:08.460	11:41:33.673	11 -	1:27.786	+ 0.667	11:50:27.541

Snetterton
 Circuit Length = 1.9520 miles
 Start: 11:31 End: 11:53

Weather / Track : Cloudy / Dry


BARC Dunlop Sport Maxx Cup

QUALIFYING - LAP ANALYSIS

6 -	1:36.336	+ 9.217	11:43:10.009	12 -	1:28.596	+ 1.477	11:51:56.137
36	Jonathan HOWES		Volkwagon Lupo GTi				
1 -	1:42.842	+ 11.500	11:33:50.052	7 -	3:21.854 P	+ 1:50.512	11:44:53.275
2 -	1:32.473	+ 1.131	11:35:22.525	8 -	1:36.674	+ 5.332	11:46:29.949
3 -	1:31.501	+ 0.159	11:36:54.026	9 -	1:31.813	+ 0.471	11:48:01.762
4 -	1:31.342		11:38:25.368	10 -	1:31.782	+ 0.440	11:49:33.544
5 -	1:34.273	+ 2.931	11:39:59.641	11 -	1:31.871	+ 0.529	11:51:05.415
6 -	1:31.780	+ 0.438	11:41:31.421	12 -	1:32.204	+ 0.862	11:52:37.619
38	Adrian MILLER		Renault Clio Sport 172				
1 -	1:38.565	+ 11.763	11:33:54.695	7 -	1:27.169	+ 0.367	11:42:49.725
2 -	1:36.492	+ 9.690	11:35:31.187	8 -	1:27.302	+ 0.500	11:44:17.027
3 -	1:27.814	+ 1.012	11:36:59.001	9 -	4:11.793 P	+ 2:44.991	11:49:28.820
4 -	1:27.875	+ 1.073	11:38:26.876	10 -	1:29.321	+ 2.519	11:49:58.141
5 -	1:27.508	+ 0.706	11:39:54.384	11 -	1:26.802		11:51:24.943
6 -	1:28.172	+ 1.370	11:41:22.556	12 -	1:27.558	+ 0.756	11:52:52.501
50	Paul TAYLOR		SEAT Leon FR				
1 -	1:36.537	+ 10.655	11:33:29.700	8 -	1:34.473	+ 8.591	11:44:05.211
2 -	1:27.514	+ 1.632	11:34:57.214	9 -	1:26.126	+ 0.244	11:45:31.337
3 -	1:26.271	+ 0.389	11:36:23.485	10 -	1:29.309	+ 3.427	11:47:00.646
4 -	1:26.288	+ 0.406	11:37:49.773	11 -	1:25.924	+ 0.042	11:48:26.570
5 -	1:26.455	+ 0.573	11:39:16.228	12 -	1:26.001	+ 0.119	11:49:52.571
6 -	1:26.406	+ 0.524	11:40:42.634	13 -	1:25.882		11:51:18.453
7 -	1:48.104	+ 22.222	11:42:30.738	14 -	1:26.395	+ 0.513	11:52:44.848
52	Jade EDWARDS		MG ZR 160				
1 -	1:39.273	+ 10.902	11:33:51.734	8 -	1:29.571	+ 1.200	11:45:22.120
2 -	1:30.588	+ 2.217	11:35:22.322	9 -	1:29.283	+ 0.912	11:46:51.403
3 -	1:29.920	+ 1.549	11:36:52.242	10 -	1:28.371		11:48:19.774
4 -	1:30.296	+ 1.925	11:38:22.538	11 -	1:36.778	+ 8.407	11:49:56.552
5 -	1:30.674	+ 2.303	11:39:53.212	12 -	1:29.922	+ 1.551	11:51:26.474
6 -	2:27.515 P	+ 59.144	11:42:20.727	13 -	1:28.655	+ 0.284	11:52:55.129
7 -	1:31.822	+ 3.451	11:43:52.549				
55	Mark WEIDNER		MG ZR				
1 -	1:41.448	+ 11.853	11:33:52.178	8 -	1:30.657	+ 1.062	11:44:30.542
2 -	1:32.280	+ 2.685	11:35:24.458	9 -	1:30.601	+ 1.006	11:46:01.143
3 -	1:31.546	+ 1.951	11:36:56.004	10 -	1:30.494	+ 0.899	11:47:31.637
4 -	1:31.087	+ 1.492	11:38:27.091	11 -	1:29.859	+ 0.264	11:49:01.496
5 -	1:31.158	+ 1.563	11:39:58.249	12 -	1:30.579	+ 0.984	11:50:32.075
6 -	1:30.848	+ 1.253	11:41:29.097	13 -	1:29.595		11:52:01.670
7 -	1:30.788	+ 1.193	11:42:59.885				
60	Paul LUND		Alfa Romeo 147				
1 -	1:41.331	+ 6.454	11:34:01.797	5 -	2:41.758 P	+ 1:06.881	11:41:31.509
2 -	1:36.009	+ 1.132	11:35:37.806	6 -	1:51.055	+ 16.178	11:43:22.564
3 -	1:34.877		11:37:12.683	7 -	1:37.518	+ 2.641	11:45:00.082
4 -	1:37.068	+ 2.191	11:38:49.751	8 -	4:13.135 P	+ 2:38.258	11:49:13.217
99	John THORNE		BMW E46 M3				
1 -	1:29.593	+ 8.536	11:33:30.520	7 -	1:21.396	+ 0.339	11:41:39.957
2 -	1:21.881	+ 0.824	11:34:52.401	8 -	3:52.185 P	+ 2:31.128	11:45:32.142
3 -	1:21.157	+ 0.100	11:36:13.558	9 -	1:23.235	+ 2.178	11:46:55.377
4 -	1:21.788	+ 0.731	11:37:35.346	10 -	1:22.272	+ 1.215	11:48:17.649
5 -	1:21.620	+ 0.563	11:38:56.966	11 -	1:21.057		11:49:38.706
6 -	1:21.595	+ 0.538	11:40:18.561	12 -	1:22.206	+ 1.149	11:51:00.912

Weather / Track : Cloudy / Dry

BARC Dunlop Sport Maxx Cup
RACE 8 - GRID


ROW 8	1:34.877 60 Paul LUND	
ROW 7	1:29.595 55 Mark WEIDNER	1:31.342 36 Jonathan HOWES
ROW 6	1:28.128 3 Michael WEIDNER	1:28.371 52 Jade EDWARDS
ROW 5	1:26.802 38 Adrian MILLER	1:27.119 33 Leyton CLARKE
ROW 4	1:25.746 30 Quentin LAITHWAITE	1:25.882 50 Paul TAYLOR
ROW 3	1:24.074 8 Martin WALLBANK	1:24.213 9 John ALLISON
ROW 2	1:22.825 2 Simon GUSTERSON	1:23.323 7 Shaun HOLLAMBY
ROW 1	1:21.057 99 John THORNE	1:22.671 22 Simon SHAW
Pole		
		

Snetterton
 Circuit Length = 1.9520 miles

These results are provisional until the conclusion of any judicial and technical matters.

Clerk of Course :		Timekeeper :

**BARC Dunlop Sport Maxx Cup
RACE 8 - GRID - AMENDED**

ROW 8	99	John THORNE	
ROW 7	36	Jonathan HOWES	60 Paul LUND
ROW 6	52	Jade EDWARDS	55 Mark WEIDNER
ROW 5	33	Leyton CLARKE	3 Michael WEIDNER
ROW 4	50	Paul TAYLOR	38 Adrian MILLER
ROW 3	9	John ALLISON	30 Quentin LAITHWAITE
ROW 2	7	Shaun HOLLAMBY	8 Martin WALLBANK
ROW 1	22	Simon SHAW	2 Simon GUSTERSON
Pole			
			

Snetterton
Circuit Length = 1.9520 miles

These results are provisional until the conclusion of any judicial and technical matters.

Clerk of Course :		Timekeeper :

BARC Dunlop Sport Maxx Cup

RACE 8 - CLASSIFICATION

POS	NO	CL	NAME	ENTRY	LAPS	TIME	GAP	DIFF	MPH	BEST	ON
1	99	I	John THORNE	BMW E46 M3	15	21:03.186			83.44	1:21.346	5
2	7	A	Shaun HOLLAMBY	SEAT Leon Cupra	15	21:08.666	5.480	5.480	83.08	1:23.188	9
3	2	A	Simon GUSTERSON	Renault Megane R26 230	15	21:08.964	5.778	0.298	83.06	1:22.988	6
4	22	A	Simon SHAW	Vauxhall Astra VXR	15	21:16.630	13.444	7.666	82.56	1:23.426	9
5	8	A	Martin WALLBANK	Vauxhall Astra VXR	15	21:20.810	17.624	4.180	82.29	1:24.089	7
6	9	A	John ALLISON	Vauxhall Astra VXR	15	21:21.281	18.095	0.471	82.26	1:24.057	7
7	30	B	Quentin LAITHWAITE	Renault clio	15	21:50.361	47.175	29.080	80.44	1:26.088	12
8	33	B	Leyton CLARKE	Vauxhall Corsa	15	22:00.818	57.632	10.457	79.80	1:26.741	12
9	50	B	Paul TAYLOR	SEAT Leon FR	15	22:02.508	59.322	1.690	79.70	1:26.201	12
10	38	B	Adrian MILLER	Renault Clio Sport 172	15	22:02.966	59.780	0.458	79.67	1:26.447	13
11	3	A	Michael WEIDNER	Ford Focus ST	15	22:12.480	1:09.294	9.514	79.10	1:27.363	5
12	55	B	Mark WEIDNER	MG ZR	14	21:15.871	1 lap	1 lap	77.10	1:29.080	14
13	60	C	Paul LUND	Alfa Romeo 147	14	22:30.146	1 lap	1:14.275	72.86	1:34.129	6

NOT CLASSIFIED

DNF	52	B	Jade EDWARDS	MG ZR 160	12	19:52.730	3 laps	2 laps	70.69	1:28.502	12
DNF	36	B	Jonathan HOWES	Volkwagon Lupo GTi	0						

FASTEST LAP

2	A	Simon GUSTERSON	Renault Megane R26 230	6	1:22.988	84.67 mph	136.27 kph
99	I	John THORNE	BMW E46 M3	5	1:21.346	86.38 mph	139.02 kph
30	B	Quentin LAITHWAITE	Renault clio	12	1:26.088	81.62 mph	131.36 kph
60	C	Paul LUND	Alfa Romeo 147	6	1:34.129	74.65 mph	120.14 kph

Weather / Track : Cloudy / Dry

These results are provisional until the conclusion of any judicial and technical matters.

Snetterton
Circuit Length = 1.9520 miles
Start: 10:47 End: 11:09

Clerk of Course :	Timekeeper :
-------------------	--------------

BARC Dunlop Sport Maxx Cup
RACE 8 - LAP CHART

Lap 1			Lap 2			Lap 3			Lap 4			Lap 5		
No	Behind	Laptime	No	Behind	Laptime	No	Behind	Laptime	No	Behind	Laptime	No	Behind	Laptime
22		1:31.324	22		1:23.761	22		1:23.978	22		1:24.487	22		1:23.784
7	1.221	1:32.545	7	1.340	1:23.880	7	0.946	1:23.584	7	1.208	1:24.749	7	0.920	1:23.496
8	1.775	1:33.099	2	2.276	1:24.176	2	2.500	1:24.202	8	3.323	1:25.004	99	1.068	1:21.346
2	1.861	1:33.185	8	2.387	1:24.373	8	2.806	1:24.397	99	3.506	1:23.385	8	4.148	1:24.609
9	2.710	1:34.034	9	3.310	1:24.361	9	3.734	1:24.402	2	4.183	1:26.170	2	4.698	1:24.299
50	3.731	1:35.055	50	6.272	1:26.302	99	4.608	1:21.973	9	4.451	1:25.204	9	5.335	1:24.668
30	4.188	1:35.512	99	6.613	1:22.133	50	9.131	1:26.837	50	11.160	1:26.516	50	13.726	1:26.350
38	6.543	1:37.867	30	7.043	1:26.616	30	10.373	1:27.308	30	12.313	1:26.427	30	15.487	1:26.958
33	6.550	1:37.874	33	10.145	1:27.356	33	13.238	1:27.071	33	15.772	1:27.021	33	19.003	1:27.015
3	6.683	1:38.007	38	10.726	1:27.944	38	13.739	1:26.991	38	16.390	1:27.138	38	19.602	1:26.996
99	8.241	1:39.565	3	11.731	1:28.809	3	15.365	1:27.612	3	18.571	1:27.693	3	22.150	1:27.363
55	12.510	1:43.834	55	19.531	1:30.782	55	25.545	1:29.992	55	31.080	1:30.022	55	37.369	1:30.073
52	25.220	1:56.544	52	31.843	1:30.384	52	37.804	1:29.939	52	43.008	1:29.691	52	48.857	1:29.633
60	25.518	1:56.842	60	36.440	1:34.683	60	47.457	1:34.995	60	58.431	1:35.461	60	1:09.079	1:34.432

BARC Dunlop Sport Maxx Cup
RACE 8 - LAP CHART

Lap 6			Lap 7			Lap 8			Lap 9			Lap 10		
No	Behind	Laptime	No	Behind	Laptime	No	Behind	Laptime	No	Behind	Laptime	No	Behind	Laptime
7		1:25.105	7		1:23.710	7		1:23.990	7		1:23.188	7		1:23.713
22	0.430	1:26.455	22	0.375	1:23.655	22	0.589	1:24.204	22	0.827	1:23.426	2	0.858	1:23.299
2	1.661	1:22.988	2	1.121	1:23.170	2	1.164	1:24.033	2	1.272	1:23.296	22	1.903	1:24.789
8	2.736	1:24.613	8	3.115	1:24.089	8	3.590	1:24.465	99	3.113	1:21.813	99	2.090	1:22.690
9	3.551	1:24.241	9	3.898	1:24.057	9	4.477	1:24.569	8	4.867	1:24.465	8	6.169	1:25.015
99	7.683	1:32.640	99	6.404	1:22.431	99	4.488	1:22.074	9	5.646	1:24.357	9	6.896	1:24.963
50	14.748	1:27.047	50	17.331	1:26.293	60	1 LAP	1:35.719	60	1 LAP	1:34.310	60	1 LAP	1:34.408
30	16.579	1:27.117	30	19.856	1:26.987	50	19.974	1:26.633	50	24.111	1:27.325	30	29.880	1:26.439
33	20.111	1:27.133	33	25.219	1:28.818	30	22.704	1:26.838	30	27.154	1:27.638	50	31.284	1:30.886
38	20.477	1:26.900	38	25.744	1:28.977	33	28.867	1:27.638	33	33.537	1:27.858	33	37.550	1:27.726
3	23.571	1:27.446	3	27.389	1:27.528	38	29.355	1:27.601	38	33.651	1:27.484	38	38.836	1:28.898
55	41.965	1:30.621	55	49.272	1:31.017	3	32.208	1:28.809	3	36.981	1:27.961	3	41.166	1:27.898
52	51.546	1:28.714	52	57.117	1:29.281	55	55.841	1:30.559	55	1:02.291	1:29.638	55	1:08.069	1:29.491
60	1:17.183	1:34.129				52	1:02.478	1:29.351	52	1:08.313	1:29.023	52	1:13.836	1:29.236

BARC Dunlop Sport Maxx Cup

RACE 8 - LAP CHART

Lap 11			Lap 12			Lap 13			Lap 14			Lap 15		
No	Behind	Laptime	No	Behind	Laptime	No	Behind	Laptime	No	Behind	Laptime	No	Behind	Laptime
7		1:23.799	99		1:22.659	99		1:22.280	99		1:22.283	99		1:22.758
99	1.447	1:23.156	7	0.869	1:24.975	52	1 LAP	1:28.502	7	4.286	1:24.175	7	5.480	1:23.952
2	1.595	1:24.536	2	1.422	1:23.933	7	2.394	1:23.805	2	5.052	1:23.677	2	5.778	1:23.484
22	2.515	1:24.411	22	1.915	1:23.506	2	3.658	1:24.516	55	1 LAP	1:31.088	55	1 LAP	1:29.080
8	8.294	1:25.924	8	9.568	1:25.380	22	9.075	1:29.440	22	11.472	1:24.680	22	13.444	1:24.730
9	8.918	1:25.821	9	9.911	1:25.099	8	12.323	1:25.035	8	15.396	1:25.356	8	17.624	1:24.986
30	32.986	1:26.905	30	34.968	1:26.088	9	12.800	1:25.169	9	15.834	1:25.317	9	18.095	1:25.019
50	33.976	1:26.491	50	36.071	1:26.201	30	39.062	1:26.374	30	43.331	1:26.552	30	47.175	1:26.602
60	1 LAP	1:35.841	33	43.510	1:26.741	50	40.152	1:26.361	33	53.453	1:27.173	33	57.632	1:26.937
33	40.875	1:27.124	38	44.920	1:27.145	33	48.563	1:27.333	38	54.283	1:27.479	50	59.322	1:27.155
38	41.881	1:26.844	60	1 LAP	1:34.716	38	49.087	1:26.447	50	54.925	1:37.056	38	59.780	1:28.255
3	45.766	1:28.399	3	50.205	1:28.545	3	56.456	1:28.531	3	1:03.280	1:29.107	3	1:09.294	1:28.772
55	1:13.551	1:29.281	55	1:19.838	1:30.393	60	1 LAP	1:35.423	60	1 LAP	1:34.480	60	1 LAP	1:34.707
52	1:18.716	1:28.679												

BARC Dunlop Sport Maxx Cup

RACE 17 - GRID


ROW 8	1:36.009 60 Paul LUND	
ROW 7	1:29.859 55 Mark WEIDNER	1:31.501 36 Jonathan HOWES
ROW 6	1:28.174 3 Michael WEIDNER	1:28.655 52 Jade EDWARDS
ROW 5	1:27.169 38 Adrian MILLER	1:27.318 33 Leyton CLARKE
ROW 4	1:25.793 30 Quentin LAITHWAITE	1:25.924 50 Paul TAYLOR
ROW 3	1:24.201 8 Martin WALLBANK	1:24.307 9 John ALLISON
ROW 2	1:23.232 22 Simon SHAW	1:23.360 7 Shaun HOLLAMBY
ROW 1	1:21.157 99 John THORNE	1:23.216 2 Simon GUSTERSON
Pole		

Snetterton
Circuit Length = 1.9520 miles

These results are provisional until the conclusion of any judicial and technical matters.

Clerk of Course :		Timekeeper :
-------------------	--	--------------

BARC Dunlop Sport Maxx Cup
RACE 17 - GRID - AMENDED

ROW 8	99	John THORNE	
ROW 7	36	Jonathan HOWES	1:31.501
	60	Paul LUND	1:36.009
ROW 6	52	Jade EDWARDS	1:28.655
	55	Mark WEIDNER	1:29.859
ROW 5	33	Leyton CLARKE	1:27.318
	3	Michael WEIDNER	1:28.174
ROW 4	50	Paul TAYLOR	1:25.924
	38	Adrian MILLER	1:27.169
ROW 3	9	John ALLISON	1:24.307
	30	Quentin LAITHWAITE	1:25.793
ROW 2	7	Shaun HOLLAMBY	1:23.360
	8	Martin WALLBANK	1:24.201
ROW 1	2	Simon GUSTERSON	1:23.216
	22	Simon SHAW	1:23.232
Pole			
			

Snetterton
 Circuit Length = 1.9520 miles

These results are provisional until the conclusion of any judicial and technical matters.

Clerk of Course :		Timekeeper :

BARC Dunlop Sport Maxx Cup

RACE 17 - CLASSIFICATION

POS	NO	CL	NAME	ENTRY	LAPS	TIME	GAP	DIFF	MPH	BEST	ON
1	99	I	John THORNE	BMW E46 M3	15	21:02.505			83.49	1:21.377	7
2	8	A	Martin WALLBANK	Vauxhall Astra VXR	15	21:11.184	8.679	8.679	82.92	1:23.402	7
3	7	A	Shaun HOLLAMBY	SEAT Leon Cupra	15	21:11.353	8.848	0.169	82.90	1:23.582	13
4	2	A	Simon GUSTERSON	Renault Megane R26 230	15	21:12.110	9.605	0.757	82.85	1:23.176	10
5	9	A	John ALLISON	Vauxhall Astra VXR	15	21:16.007	13.502	3.897	82.60	1:23.720	12
6	30	B	Quentin LAITHWAITE	Renault clio	15	21:50.767	48.262	34.760	80.41	1:25.933	15
7	38	B	Adrian MILLER	Renault Clio Sport 172	15	21:53.228	50.723	2.461	80.26	1:26.571	11
8	33	B	Leyton CLARKE	Vauxhall Corsa	15	21:54.127	51.622	0.899	80.21	1:26.418	7
9	3	A	Michael WEIDNER	Ford Focus ST	14	21:04.396	1 lap	1 lap	77.80	1:27.811	2
10	60	C	Paul LUND	Alfa Romeo 147	14	21:09.286	1 lap	4.890	77.50	1:29.107	7
11	55	B	Mark WEIDNER	MG ZR	14	21:09.456	1 lap	0.170	77.49	1:29.128	7

NOT CLASSIFIED

DNF	22	A	Simon SHAW	Vauxhall Astra VXR	4	8:56.150	11 laps	10 laps	52.42	1:34.324	1
DNF	36	B	Jonathan HOWES	Volkwagon Lupo GTi	0						

FASTEST LAP

99	I	John THORNE	BMW E46 M3	7	1:21.377	86.35 mph	138.97 kph
2	A	Simon GUSTERSON	Renault Megane R26 230	10	1:23.176	84.48 mph	135.96 kph
30	B	Quentin LAITHWAITE	Renault clio	15	1:25.933	81.77 mph	131.60 kph
60	C	Paul LUND	Alfa Romeo 147	7	1:29.107	78.86 mph	126.91 kph

Weather / Track : Cloudy / Dry

These results are provisional until the conclusion of any judicial and technical matters.

Snetterton
Circuit Length = 1.9520 miles
Start: 17:09 End: 17:31

Clerk of Course :

Timekeeper :

BARC Dunlop Sport Maxx Cup
RACE 17 - LAP CHART

Lap 1			Lap 2			Lap 3			Lap 4			Lap 5		
No	Behind	Laptime	No	Behind	Laptime	No	Behind	Laptime	No	Behind	Laptime	No	Behind	Laptime
2		1:31.789	7		1:24.414	7		1:24.467	8		1:25.271	8		1:24.448
7	0.264	1:32.053	8	0.413	1:23.692	8	0.031	1:24.085	7	0.026	1:25.328	7	1.202	1:25.624
8	1.399	1:33.188	2	1.258	1:25.936	2	0.757	1:23.966	2	0.910	1:25.455	2	1.664	1:25.202
9	2.351	1:34.140	9	1.646	1:23.973	9	1.227	1:24.048	9	1.211	1:25.286	9	1.811	1:25.048
22	2.535	1:34.324	38	5.714	1:27.053	38	8.453	1:27.206	99	7.948	1:24.560	99	5.875	1:22.375
38	3.339	1:35.128	30	6.077	1:27.415	99	8.690	1:24.600	38	10.149	1:26.998	22	2 LAPS	1:38.319
30	3.340	1:35.129	33	7.790	1:27.835	30	9.209	1:27.599	30	10.400	1:26.493	38	12.638	1:26.937
33	4.633	1:36.422	99	8.557	1:23.403	33	11.176	1:27.853	33	12.700	1:26.826	30	12.740	1:26.788
3	6.022	1:37.811	3	9.155	1:27.811	3	13.051	1:28.363	3	16.226	1:28.477	33	15.045	1:26.793
60	7.125	1:38.914	60	11.827	1:29.380	60	17.439	1:30.079	60	22.350	1:30.213	3	21.129	1:29.351
55	8.169	1:39.958	55	12.752	1:29.261	55	17.569	1:29.284	55	22.605	1:30.338	60	27.593	1:29.691
99	9.832	1:41.621				22	1 LAP	4:06.522				55	28.184	1:30.027

BARC Dunlop Sport Maxx Cup
RACE 17 - LAP CHART

Lap 6			Lap 7			Lap 8			Lap 9			Lap 10		
No	Behind	Laptime	No	Behind	Laptime	No	Behind	Laptime	No	Behind	Laptime	No	Behind	Laptime
8		1:23.654	8		1:23.402	8		1:23.814	99		1:22.165	99		1:22.037
7	1.381	1:23.833	7	1.639	1:23.660	99	0.267	1:22.148	8	1.640	1:24.072	8	3.058	1:23.455
2	1.930	1:23.920	99	1.933	1:21.377	7	2.187	1:24.362	7	3.696	1:23.941	7	5.430	1:23.771
9	2.600	1:24.443	2	3.183	1:24.655	2	4.121	1:24.752	2	5.113	1:23.424	2	6.252	1:23.176
99	3.958	1:21.737	9	3.534	1:24.336	9	5.259	1:25.539	9	7.437	1:24.610	9	9.831	1:24.431
30	16.408	1:27.322	30	19.323	1:26.317	30	22.078	1:26.569	30	26.096	1:26.450	30	30.820	1:26.761
38	17.546	1:28.562	38	20.845	1:26.701	38	23.631	1:26.600	38	28.351	1:27.152	38	33.265	1:26.951
33	18.598	1:27.207	33	21.614	1:26.418	33	24.280	1:26.480	33	28.809	1:26.961	33	33.971	1:27.199
22	2 LAPS	1:36.985	3	31.596	1:28.998	3	37.029	1:29.247	3	46.415	1:31.818	3	57.201	1:32.823
3	26.000	1:28.525	60	39.189	1:29.107	60	45.659	1:30.284	60	53.973	1:30.746	60	1:01.617	1:29.681
60	33.484	1:29.545	55	39.416	1:29.128	55	46.391	1:30.789	55	54.064	1:30.105	55	1:01.824	1:29.797
55	33.690	1:29.160												

BARC Dunlop Sport Maxx Cup
RACE 17 - LAP CHART

Lap 11			Lap 12			Lap 13			Lap 14			Lap 15		
No	Behind	Laptime	No	Behind	Laptime	No	Behind	Laptime	No	Behind	Laptime	No	Behind	Laptime
99		1:22.443	99		1:22.593	99		1:23.168	99		1:24.566	99		1:23.712
8	4.442	1:23.827	8	6.008	1:24.159	8	7.289	1:24.449	55	1 LAP	1:30.197	3	1 LAP	1:30.039
7	6.720	1:23.733	7	8.575	1:24.448	7	8.989	1:23.582	60	1 LAP	1:30.403	60	1 LAP	1:30.212
2	7.068	1:23.259	2	8.856	1:24.381	2	9.453	1:23.765	8	6.626	1:23.903	55	1 LAP	1:30.422
9	11.869	1:24.481	9	12.996	1:23.720	9	13.629	1:23.801	7	8.458	1:24.035	8		8.679 1:25.765
30	35.903	1:27.526	30	40.294	1:26.984	30	44.171	1:27.045	2	8.638	1:23.751	7		8.848 1:24.102
38	37.393	1:26.571	38	41.552	1:26.752	38	45.081	1:26.697	9	13.013	1:23.950	2		9.605 1:24.679
33	38.274	1:26.746	33	42.629	1:26.948	33	46.527	1:27.066	30	46.041	1:26.436	9		13.502 1:24.201
3	1:05.590	1:30.832	3	1:13.292	1:30.295	3	1:20.130	1:30.006	38	47.341	1:26.826	30		48.262 1:25.933
60	1:09.893	1:30.719	60	1:17.612	1:30.312				33	48.676	1:26.715	38		50.723 1:27.094
55	1:10.104	1:30.723	55	1:17.778	1:30.267							33		51.622 1:26.658

IBIS Packaging Solutions Post Historic Touring Cars

QUALIFYING - CLASSIFICATION

POS	NO	CL	NAME	ENTRY	TIME	ON	LAPS	GAP	DIFF	MPH
1	25	A	Brian STEVENS	Jaguar XJ12	1:25.144	6	9			82.53
2	55	A	David HOWARD	Jaguar XJ12	1:25.264	7	11	0.120	0.120	82.41
3	41	C	Nigel GARRETT	Triumph Dolomite Sprint	1:25.378	10	10	0.234	0.114	82.30
4	14	C	Tony CRUDGINGTON	Triumph Dolomite	1:25.742	8	10	0.598	0.364	81.95
5	4	D	Mark LUCOCK	Ford Escort MK1 RS2000	1:26.474	7	10	1.330	0.732	81.26
6	42	C	Stephen PRIMETT	Ford Escort	1:26.568	5	6	1.424	0.094	81.17
7	2	C	Jason CHRISTIE	Ford Escort RS2000	1:26.824	7	10	1.680	0.256	80.93
8	76	B	Neil BRAY	Ford Capri	1:27.175	9	10	2.031	0.351	80.60
9	11	D	Roger STANFORD	Lotus Cortina MK1	1:27.683	8	8	2.539	0.508	80.14
10	22	B	Williams JENKINS	BMW 3.0CSL	1:28.822	10	10	3.678	1.139	79.11
11	95	C	Len ALLGOOD	Ford MK1 Escort RS	1:28.964	10	10	3.820	0.142	78.98
12	49	C	Mark OSBORNE	Triumph Dolomite Sprint	1:30.405	5	5	5.261	1.441	77.72
13	89	C	Keneth John SELFE	Triumph Dolomite Sprint	1:32.460	2	7	7.316	2.055	76.00
14	20	E	Keith CALVER	Morris Mini Clubman 1275	1:32.544	9	10	7.400	0.084	75.93
15	48	B	Jim UTTING	Alfa Romeo GTV	1:32.913	8	10	7.769	0.369	75.63
16	12	D	Tony CRATES	Ford Lotus Cortina Mk2	1:33.274	6	9	8.130	0.361	75.33
17	56	C	Bob KETT	Triumph Dolomit Sprint	1:34.466	2	3	9.322	1.192	74.38
18	52	D	Phil WALLER	Hillman Avenger GT	1:35.894	8	9	10.750	1.428	73.27
19	3	D	James CHRISTIE	Hillman Avenger	1:47.386	2	3	22.242	11.492	65.43

Weather / Track : Cloudy / Dry

These results are provisional until the conclusion of any judicial and technical matters.

Snetterton
Circuit Length = 1.9520 miles
Start: 12:01 End: 12:18

Clerk of Course :		Timekeeper :
-------------------	--	--------------

IBIS Packaging Solutions Post Historic Touring Cars

QUALIFYING - LAP ANALYSIS

2	Jason CHRISTIE		Ford Escort RS2000				
1 -	1:38.381	+ 11.557	12:03:51.580	6 -	1:28.039	+ 1.215	12:11:11.558
2 -	1:28.774	+ 1.950	12:05:20.354	7 -	1:26.824		12:12:38.382
3 -	1:27.856	+ 1.032	12:06:48.210	8 -	1:27.093	+ 0.269	12:14:05.475
4 -	1:27.963	+ 1.139	12:08:16.173	9 -	1:27.041	+ 0.217	12:15:32.516
5 -	1:27.346	+ 0.522	12:09:43.519	10 -	1:27.704	+ 0.880	12:17:00.220
3	James CHRISTIE		Hillman Avenger				
1 -	1:50.546	+ 3.160	12:04:05.330	3 -	1:49.033	+ 1.647	12:07:41.749
2 -	1:47.386		12:05:52.716				
4	Mark LUCOCK		Ford Escort MK1 RS2000				
1 -	1:38.395	+ 11.921	12:03:48.474	6 -	1:26.823	+ 0.349	12:11:05.913
2 -	1:28.225	+ 1.751	12:05:16.699	7 -	1:26.474		12:12:32.387
3 -	1:28.591	+ 2.117	12:06:45.290	8 -	1:27.053	+ 0.579	12:13:59.440
4 -	1:27.057	+ 0.583	12:08:12.347	9 -	1:27.375	+ 0.901	12:15:26.815
5 -	1:26.743	+ 0.269	12:09:39.090	10 -	1:27.652	+ 1.178	12:16:54.467
11	Roger STANFORD		Lotus Cortina MK1				
1 -	1:43.978	+ 16.295	12:03:31.804	5 -	1:27.934	+ 0.251	12:09:31.609
2 -	1:33.444	+ 5.761	12:05:05.248	6 -	1:27.988	+ 0.305	12:10:59.597
3 -	1:28.649	+ 0.966	12:06:33.897	7 -	1:28.102	+ 0.419	12:12:27.699
4 -	1:29.778	+ 2.095	12:08:03.675	8 -	1:27.683		12:13:55.382
12	Tony CRATES		Ford Lotus Cortina Mk2				
1 -	1:42.690	+ 9.416	12:03:51.691	6 -	1:33.274		12:11:41.921
2 -	1:33.550	+ 0.276	12:05:25.241	7 -	1:34.793	+ 1.519	12:13:16.714
3 -	1:34.663	+ 1.389	12:06:59.904	8 -	1:35.676	+ 2.402	12:14:52.390
4 -	1:34.874	+ 1.600	12:08:34.778	9 -	1:39.114	+ 5.840	12:16:31.504
5 -	1:33.869	+ 0.595	12:10:08.647				
14	Tony CRUDGINGTON		Triumph Dolomite				
1 -	1:42.878	+ 17.136	12:03:37.402	6 -	1:27.557	+ 1.815	12:11:00.313
2 -	1:28.965	+ 3.223	12:05:06.367	7 -	1:26.152	+ 0.410	12:12:26.465
3 -	1:27.595	+ 1.853	12:06:33.962	8 -	1:25.742		12:13:52.207
4 -	1:27.441	+ 1.699	12:08:01.403	9 -	1:25.780	+ 0.038	12:15:17.987
5 -	1:31.353	+ 5.611	12:09:32.756	10 -	1:25.966	+ 0.224	12:16:43.953
20	Keith CALVER		Morris Mini Clubman 1275				
1 -	1:51.841	+ 19.297	12:03:58.804	6 -	1:32.580	+ 0.036	12:11:59.036
2 -	1:39.519	+ 6.975	12:05:38.323	7 -	1:34.012	+ 1.468	12:13:33.048
3 -	1:33.915	+ 1.371	12:07:12.238	8 -	1:33.296	+ 0.752	12:15:06.344
4 -	1:39.712	+ 7.168	12:08:01.950	9 -	1:32.544		12:16:38.888
5 -	1:34.506	+ 1.962	12:10:26.456	10 -	1:33.031	+ 0.487	12:18:11.919
22	Williams JENKINS		BMW 3.0CSL				
1 -	1:40.439	+ 11.617	12:03:44.711	6 -	1:29.487	+ 0.665	12:11:20.981
2 -	1:31.848	+ 3.026	12:05:16.559	7 -	1:29.289	+ 0.467	12:12:50.270
3 -	1:31.423	+ 2.601	12:06:47.982	8 -	1:30.228	+ 1.406	12:14:20.498
4 -	1:32.686	+ 3.864	12:08:20.668	9 -	1:29.002	+ 0.180	12:15:49.500
5 -	1:30.826	+ 2.004	12:09:51.494	10 -	1:28.822		12:17:18.322
25	Brian STEVENS		Jaguar XJ12				
1 -	1:43.764	+ 18.620	12:03:39.251	6 -	1:25.144		12:10:53.278
2 -	1:29.291	+ 4.147	12:05:08.542	7 -	1:27.503	+ 2.359	12:12:20.781
3 -	1:26.052	+ 0.908	12:06:34.594	8 -	1:26.343	+ 1.199	12:13:47.124
4 -	1:27.163	+ 2.019	12:08:01.757	9 -	2:32.140 P	+ 1:06.996	12:16:19.264
5 -	1:26.377	+ 1.233	12:09:28.134				
41	Nigel GARRETT		Triumph Dolomite Sprint				
1 -	1:47.420	+ 22.042	12:03:40.395	6 -	1:25.957	+ 0.579	12:10:58.682
2 -	1:30.554	+ 5.176	12:05:10.949	7 -	1:26.310	+ 0.932	12:12:24.992
3 -	1:28.039	+ 2.661	12:06:38.988	8 -	1:26.246	+ 0.868	12:13:51.238

Snetterton
Circuit Length = 1.9520 miles
Start: 12:01 End: 12:18

Weather / Track : Cloudy / Dry

IBIS Packaging Solutions Post Historic Touring Cars


QUALIFYING - LAP ANALYSIS

4 -	1:27.028	+ 1.650	12:08:06.016	9 -	1:25.709	+ 0.331	12:15:16.947
5 -	1:26.709	+ 1.331	12:09:32.725	10 -	1:25.378		12:16:42.325
42	Stephen PRIMETT		Ford Escort				
1 -	1:41.940	+ 15.372	12:03:43.847	4 -	1:27.940	+ 1.372	12:08:10.623
2 -	1:31.643	+ 5.075	12:05:15.490	5 -	1:26.568		12:09:37.191
3 -	1:27.193	+ 0.625	12:06:42.683	6 -	2:24.810 P	+ 58.242	12:12:02.001
48	Jim UTTING		Alfa Romeo GTV				
1 -	1:41.381	+ 8.468	12:03:46.584	6 -	1:33.170	+ 0.257	12:11:41.077
2 -	1:36.462	+ 3.549	12:05:23.046	7 -	1:33.563	+ 0.650	12:13:14.640
3 -	1:35.146	+ 2.233	12:06:58.192	8 -	1:32.913		12:14:47.553
4 -	1:34.873	+ 1.960	12:08:33.065	9 -	1:33.877	+ 0.964	12:16:21.430
5 -	1:34.842	+ 1.929	12:10:07.907	10 -	1:33.170	+ 0.257	12:17:54.600
49	Mark OSBORNE		Triumph Dolomite Sprint				
1 -	6:13.733 P	+ 4:43.328	12:08:36.051	4 -	1:30.581	+ 0.176	12:13:27.860
2 -	1:49.568	+ 19.163	12:10:25.619	5 -	1:30.405		12:14:58.265
3 -	1:31.660	+ 1.255	12:11:57.279				
52	Phil WALLER		Hillman Avenger GT				
1 -	1:39.157	+ 3.263	12:05:16.560	6 -	1:36.191	+ 0.297	12:13:24.315
2 -	1:38.710	+ 2.816	12:06:55.270	7 -	1:36.083	+ 0.189	12:15:00.398
3 -	1:39.374	+ 3.480	12:08:34.644	8 -	1:35.894		12:16:36.292
4 -	1:37.035	+ 1.141	12:10:11.679	9 -	1:37.742	+ 1.848	12:18:14.034
5 -	1:36.445	+ 0.551	12:11:48.124				
55	David HOWARD		Jaguar XJ12				
1 -	1:39.017	+ 13.753	12:03:36.112	7 -	1:25.264		12:12:19.070
2 -	1:29.178	+ 3.914	12:05:05.290	8 -	1:25.478	+ 0.214	12:13:44.548
3 -	1:26.034	+ 0.770	12:06:31.324	9 -	1:25.700	+ 0.436	12:15:10.248
4 -	1:31.251	+ 5.987	12:08:02.575	10 -	1:25.276	+ 0.012	12:16:35.524
5 -	1:25.907	+ 0.643	12:09:28.482	11 -	1:28.621	+ 3.357	12:18:04.145
6 -	1:25.324	+ 0.060	12:10:53.806				
56	Bob KETT		Triumph Dolomit Sprint				
1 -	1:44.617	+ 10.151	12:03:30.716	3 -	1:35.640	+ 1.174	12:06:40.822
2 -	1:34.466		12:05:05.182				
76	Neil BRAY		Ford Capri				
1 -	1:45.179	+ 18.004	12:04:03.561	6 -	1:27.639	+ 0.464	12:11:30.633
2 -	1:28.995	+ 1.820	12:05:32.556	7 -	1:28.348	+ 1.173	12:12:58.981
3 -	1:29.391	+ 2.216	12:07:01.947	8 -	1:27.479	+ 0.304	12:14:26.460
4 -	1:32.034	+ 4.859	12:08:33.981	9 -	1:27.175		12:15:53.635
5 -	1:29.013	+ 1.838	12:10:02.994	10 -	1:36.104	+ 8.929	12:17:29.739
89	Keneth John SELFE		Triumph Dolomite Sprint				
1 -	1:38.233	+ 5.773	12:03:40.912	5 -	1:33.265	+ 0.805	12:09:52.940
2 -	1:32.460		12:05:13.372	6 -	1:34.647	+ 2.187	12:11:27.587
3 -	1:33.495	+ 1.035	12:06:46.867	7 -	3:06.410 P	+ 1:33.950	12:14:33.997
4 -	1:32.808	+ 0.348	12:08:19.675				
95	Len ALLGOOD		Ford MK1 Escort RS				
1 -	1:46.467	+ 17.503	12:03:35.972	6 -	1:31.369	+ 2.405	12:11:13.801
2 -	1:33.843	+ 4.879	12:05:09.815	7 -	1:31.146	+ 2.182	12:12:44.947
3 -	1:30.932	+ 1.968	12:06:40.747	8 -	1:30.074	+ 1.110	12:14:15.021
4 -	1:31.232	+ 2.268	12:08:11.979	9 -	1:29.028	+ 0.064	12:15:44.049
5 -	1:30.453	+ 1.489	12:09:42.432	10 -	1:28.964		12:17:13.013

Weather / Track : Cloudy / Dry

IBIS Packaging Solutions Post Historic Touring Cars

RACE 9 - GRID

ROW 10		1:47.386 3 James CHRISTIE	
ROW 9	56	1:34.466 Bob KETT	52 1:35.894 Phil WALLER
ROW 8		48 1:32.913 Jim UTTING	12 1:33.274 Tony CRATES
ROW 7	89	1:32.460 Keneth John SELFE	20 1:32.544 Keith CALVER
ROW 6		95 1:28.964 Len ALLGOOD	49 1:30.405 Mark OSBORNE
ROW 5	11	1:27.683 Roger STANFORD	22 1:28.822 Williams JENKINS
ROW 4		2 1:26.824 Jason CHRISTIE	76 1:27.175 Neil BRAY
ROW 3	4	1:26.474 Mark LUCOCK	42 1:26.568 Stephen PRIMETT
ROW 2		41 1:25.378 Nigel GARRETT	14 1:25.742 Tony CRUDGINGTON
ROW 1	25	1:25.144 Brian STEVENS	55 1:25.264 David HOWARD
Pole			
			

Snetterton
Circuit Length = 1.9520 miles

These results are provisional until the conclusion of any judicial and technical matters.

Clerk of Course :

Timekeeper :

IBIS Packaging Solutions Post Historic Touring Cars

RACE 9 - CLASSIFICATION

POS	NO	CL	NAME	ENTRY	LAPS	TIME	GAP	DIFF	MPH	BEST	ON
1	25	A	Brian STEVENS	Jaguar XJ12	11	15:49.161			81.43	1:24.470	3
2	41	C	Nigel GARRETT	Triumph Dolomite Sprint	11	15:49.546	0.385	0.385	81.40	1:24.520	10
3	42	C	Stephen PRIMETT	Ford Escort	11	15:58.222	9.061	8.676	80.66	1:25.666	7
4	14	C	Tony CRUDGINGTON	Triumph Dolomite	11	15:58.999	9.838	0.777	80.60	1:25.532	11
5	55	A	David HOWARD	Jaguar XJ12	11	16:06.166	17.005	7.167	80.00	1:24.377	3
6	2	C	Jason CHRISTIE	Ford Escort RS2000	11	16:08.051	18.890	1.885	79.84	1:25.900	3
7	76	B	Neil BRAY	Ford Capri	11	16:09.357	20.196	1.306	79.74	1:26.484	11
8	11	D	Roger STANFORD	Lotus Cortina MK1	11	16:19.739	30.578	10.382	78.89	1:27.144	4
9	95	C	Len ALLGOOD	Ford MK1 Escort RS	11	16:33.758	44.597	14.019	77.78	1:28.117	4
10	22	B	Williams JENKINS	BMW 3.0CSL	11	16:35.634	46.473	1.876	77.63	1:28.396	11
11	48	B	Jim UTTING	Alfa Romeo GTV	11	17:11.431	1:22.270	35.797	74.94	1:31.108	9
12	20	E	Keith CALVER	Morris Mini Clubman 1275	11	17:11.467	1:22.306	0.036	74.94	1:31.357	9
13	52	D	Phil WALLER	Hillman Avenger GT	10	16:07.616	1 lap	1 lap	72.62	1:32.484	6
NOT CLASSIFIED											
DNF	4	C	Mark LUCOCK	Ford Escort MK1 RS2000	6	8:50.639	5 laps	4 laps	79.45	1:26.139	3
DNF	49	C	Mark OSBORNE	Triumph Dolomite Sprint	4	6:07.519	7 laps	2 laps	76.48	1:29.000	4
DNF	56	C	Bob KETT	Triumph Dolomit Sprint	0						
FASTEST LAP											
	41	C	Nigel GARRETT	Triumph Dolomite Sprint	10	1:24.520		83.14 mph		133.80 kph	
	20	E	Keith CALVER	Morris Mini Clubman 1275	9	1:31.357		76.91 mph		123.78 kph	
	76	B	Neil BRAY	Ford Capri	11	1:26.484		81.25 mph		130.76 kph	
	55	A	David HOWARD	Jaguar XJ12	3	1:24.377		83.28 mph		134.02 kph	
	11	D	Roger STANFORD	Lotus Cortina MK1	4	1:27.144		80.63 mph		129.77 kph	

Weather / Track : Cloudy / Dry

These results are provisional until the conclusion of any judicial and technical matters.

Snetterton
Circuit Length = 1.9520 miles
Start: 11:22 End: 11:39

Clerk of Course :	Timekeeper :
-------------------	--------------

IBIS Packaging Solutions Post Historic Touring Cars

RACE 9 - LAP CHART

Lap 1			Lap 2			Lap 3			Lap 4			Lap 5		
No	Behind	Laptime	No	Behind	Laptime	No	Behind	Laptime	No	Behind	Laptime	No	Behind	Laptime
55		1:32.418	55		1:26.180	55		1:24.377	55		1:25.908	25		1:27.636
25	1.228	1:33.646	25	0.789	1:25.741	25	0.882	1:24.470	25	0.672	1:25.698	41	1.522	1:28.341
41	1.524	1:33.942	41	1.272	1:25.928	41	1.732	1:24.837	41	1.489	1:25.665	42	4.804	1:26.431
14	2.673	1:35.091	14	3.201	1:26.708	14	5.514	1:26.690	42	6.681	1:26.595	14	5.280	1:26.557
42	3.275	1:35.693	42	3.405	1:26.310	42	5.994	1:26.966	14	7.031	1:27.425	76	6.444	1:26.883
76	3.910	1:36.328	76	4.780	1:27.050	76	7.276	1:26.873	76	7.869	1:26.501	4	6.901	1:26.849
4	4.249	1:36.667	4	5.991	1:27.922	4	7.753	1:26.139	4	8.360	1:26.515	2	7.936	1:27.208
11	5.603	1:38.021	2	6.781	1:26.870	2	8.304	1:25.900	2	9.036	1:26.640	11	11.656	1:28.021
2	6.091	1:38.509	11	7.547	1:28.124	11	10.707	1:27.537	11	11.943	1:27.144	55	11.798	1:40.106
49	7.336	1:39.754	49	10.612	1:29.456	49	15.544	1:29.309	49	18.636	1:29.000	95	20.237	1:28.811
95	9.018	1:41.436	95	13.572	1:30.734	95	17.525	1:28.330	95	19.734	1:28.117	22	24.914	1:29.768
22	9.049	1:41.467	22	14.050	1:31.181	22	19.835	1:30.162	22	23.454	1:29.527	20	39.851	1:32.632
20	12.157	1:44.575	20	19.937	1:33.960	20	28.654	1:33.094	20	35.527	1:32.781	48	40.627	1:32.558
48	13.206	1:45.624	48	20.958	1:33.932	48	29.392	1:32.811	48	36.377	1:32.893	52	43.931	1:32.903
52	14.685	1:47.103	52	22.509	1:34.004	52	31.921	1:33.789	52	39.336	1:33.323			

IBIS Packaging Solutions Post Historic Touring Cars

RACE 9 - LAP CHART

Lap 6			Lap 7			Lap 8			Lap 9			Lap 10		
No	Behind	Laptime	No	Behind	Laptime	No	Behind	Laptime	No	Behind	Laptime	No	Behind	Laptime
25		1:25.519	25		1:25.261	25		1:24.808	25		1:25.494	25		1:25.455
41	1.003	1:25.000	41	0.698	1:24.956	41	0.775	1:24.885	41	1.756	1:26.475	41	0.821	1:24.520
42	5.160	1:25.875	42	5.565	1:25.666	42	6.896	1:26.139	42	7.081	1:25.679	52	1 LAP	1:43.230
14	6.074	1:26.313	14	6.538	1:25.725	14	8.483	1:26.753	14	9.425	1:26.436	42	7.778	1:26.152
4	7.929	1:26.547	76	11.155	1:27.669	76	13.298	1:26.951	2	15.973	1:28.043	14	9.739	1:25.769
76	8.747	1:27.822	2	11.363	1:27.238	2	13.424	1:26.869	76	16.087	1:28.283	55	17.217	1:26.396
2	9.386	1:26.969	55	14.967	1:25.964	55	15.643	1:25.484	55	16.276	1:26.127	2	18.051	1:27.533
55	14.264	1:27.985	11	18.017	1:27.619	11	20.697	1:27.488	11	23.169	1:27.966	76	19.145	1:28.513
11	15.659	1:29.522	95	26.963	1:28.527	95	30.433	1:28.278	95	33.466	1:28.527	11	26.546	1:28.832
95	23.697	1:28.979	22	32.283	1:28.872	22	36.676	1:29.201	22	40.167	1:28.985	95	38.874	1:30.863
22	28.672	1:29.277	48	54.748	1:32.295	20	1:02.183	1:32.148	20	1:08.046	1:31.357	22	43.510	1:28.798
20	46.798	1:32.466	20	54.843	1:33.306	48	1:03.122	1:33.182	48	1:08.736	1:31.108	20	1:14.732	1:32.141
48	47.714	1:32.606	52	58.201	1:32.566	52	1:08.740	1:35.347				48	1:14.753	1:31.472
52	50.896	1:32.484												

**IBIS Packaging Solutions Post Historic Touring Cars
RACE 9 - LAP CHART**

Lap 11		
No	Behind	Laptime
25		1:25.433
41	0.385	1:24.997
42	9.061	1:26.716
14	9.838	1:25.532
55	17.005	1:25.221
52	1 LAP	1:42.867
2	18.890	1:26.272
76	20.196	1:26.484
11	30.578	1:29.465
95	44.597	1:31.156
22	46.473	1:28.396
48	1:22.270	1:32.950
20	1:22.306	1:33.007

Dunlop Mini Se7en Championship

QUALIFYING - CLASSIFICATION

POS	NO	CL	NAME	ENTRY	TIME	ON	LAPS	GAP	DIFF	MPH
1	2	S7	Paul THOMPSON	Rover Mini	1:30.144	9	10			77.95
2	5	S7	Niven BURGE	Altered Image Vickers Mini 7	1:30.465	3	10	0.321	0.321	77.67
3	11	S7	Kane ASTIN	Mini Seven	1:30.776	6	10	0.632	0.311	77.41
4	4	S7	Ian DEVINY	Rover Mini	1:31.168	5	8	1.024	0.392	77.07
5	1	S7	Max HUNTER	Mini	1:31.361	5	9	1.217	0.193	76.91
6	29	S7	Jabez DYER	Mini	1:32.068	9	10	1.924	0.707	76.32
7	9	S7	James COULSON	Mini Se7en	1:32.091	4	10	1.947	0.023	76.30
8	7	S7	Dick HUNTER	Mini Seven	1:32.326	8	9	2.182	0.235	76.11
9	35	S7	Paul SPARK	Rover Mini	1:32.718	7	8	2.574	0.392	75.79
10	12	S7	Darren MULLEN	Mini 7	1:33.020	2	3	2.876	0.302	75.54
11	6	S7	Gareth HUNT	Mini Se7en	1:33.291	6	10	3.147	0.271	75.32
12	20	S7	Darren THOMAS	Mini 7	1:33.371	10	10	3.227	0.080	75.26
13	15	S7	Steven BAKER	Rover Mini	1:33.485	6	10	3.341	0.114	75.16
14	52	S7	Nathan BURGE	Mini Altered Image Vicker	1:33.745	7	10	3.601	0.260	74.95
15	76	S7	Tom KNIGHT	Austin Mini	1:33.901	7	10	3.757	0.156	74.83
16	34	S7	Anthony TOWEY	Mini	1:34.249	9	9	4.105	0.348	74.55
17	28	S7	Neil ROBINS	Austin Mini	1:34.428	6	8	4.284	0.179	74.41
18	82	S7	Andrew RUTHVEN	Mini Se7en	1:34.611	7	8	4.467	0.183	74.27
19	60	S7	Malcolm James KEAT	Mini Seven	1:34.870	9	9	4.726	0.259	74.07
20	66	S7	Tim JOSLYN	Rover Mini	1:35.206	9	10	5.062	0.336	73.80
21	47	S7	Kelvin EDGAR	Morris Mini	1:36.767	3	9	6.623	1.561	72.61
22	46	S7	Terry BARRINGER	Mini 1000	1:43.532	4	8	13.388	6.765	67.87
23	33	S7	Geoff TAYLOR	Mini Se7en	1:44.208	8	8	14.064	0.676	67.43

Weather / Track : Cloudy / Dry

These results are provisional until the conclusion of any judicial and technical matters.

Snetterton
Circuit Length = 1.9520 miles
Start: 12:23 End: 12:39

Clerk of Course :		Timekeeper :
-------------------	--	--------------

Dunlop Mini Se7en Championship

QUALIFYING - LAP ANALYSIS

1	Max HUNTER Mini						
1 -	1:51.983	+ 20.622	12:26:08.573	6 -	1:31.538	+ 0.177	12:33:54.465
2 -	1:34.175	+ 2.814	12:27:42.748	7 -	2:38.823 P	+ 1:07.462	12:36:33.288
3 -	1:32.163	+ 0.802	12:29:14.911	8 -	1:40.978	+ 9.617	12:38:14.266
4 -	1:36.655	+ 5.294	12:30:51.566	9 -	1:32.469	+ 1.108	12:39:46.735
5 -	1:31.361		12:32:22.927				
2	Paul THOMPSON Rover Mini						
1 -	1:39.180	+ 9.036	12:25:09.738	6 -	1:31.219	+ 1.075	12:32:44.713
2 -	1:31.429	+ 1.285	12:26:41.167	7 -	1:30.409	+ 0.265	12:34:15.122
3 -	1:30.541	+ 0.397	12:28:11.708	8 -	1:30.170	+ 0.026	12:35:45.292
4 -	1:30.555	+ 0.411	12:29:42.263	9 -	1:30.144		12:37:15.436
5 -	1:31.231	+ 1.087	12:31:13.494	10 -	1:31.296	+ 1.152	12:38:46.732
4	Ian DEVINY Rover Mini						
1 -	1:41.083	+ 9.915	12:25:08.681	5 -	1:31.168		12:31:15.350
2 -	1:32.037	+ 0.869	12:26:40.718	6 -	1:32.507	+ 1.339	12:32:47.857
3 -	1:32.168	+ 1.000	12:28:12.886	7 -	1:32.441	+ 1.273	12:34:20.298
4 -	1:31.296	+ 0.128	12:29:44.182	8 -	1:31.958	+ 0.790	12:35:52.256
5	Niven BURGE Altered Image Vickers Mini 7						
1 -	1:41.571	+ 11.106	12:25:10.214	6 -	1:31.936	+ 1.471	12:32:52.521
2 -	1:31.455	+ 0.990	12:26:41.669	7 -	1:31.759	+ 1.294	12:34:24.280
3 -	1:30.465		12:28:12.134	8 -	1:32.118	+ 1.653	12:35:56.398
4 -	1:30.487	+ 0.022	12:29:42.621	9 -	1:32.186	+ 1.721	12:37:28.584
5 -	1:37.964	+ 7.499	12:31:20.585	10 -	1:31.812	+ 1.347	12:39:00.396
6	Gareth HUNT Mini Se7en						
1 -	1:43.612	+ 10.321	12:25:44.219	6 -	1:33.291		12:33:33.519
2 -	1:34.182	+ 0.891	12:27:18.401	7 -	1:33.409	+ 0.118	12:35:06.928
3 -	1:34.468	+ 1.177	12:28:52.869	8 -	1:33.848	+ 0.557	12:36:40.776
4 -	1:33.755	+ 0.464	12:30:26.624	9 -	1:34.202	+ 0.911	12:38:14.978
5 -	1:33.604	+ 0.313	12:32:00.228	10 -	1:37.516	+ 4.225	12:39:52.494
7	Dick HUNTER Mini Seven						
1 -	1:49.688	+ 17.362	12:26:09.342	6 -	1:32.810	+ 0.484	12:33:57.639
2 -	1:33.699	+ 1.373	12:27:43.041	7 -	1:32.886	+ 0.560	12:35:30.525
3 -	1:35.042	+ 2.716	12:29:18.083	8 -	1:32.326		12:37:02.851
4 -	1:33.155	+ 0.829	12:30:51.238	9 -	1:33.937	+ 1.611	12:38:36.788
5 -	1:33.591	+ 1.265	12:32:24.829				
9	James COULSON Mini Se7en						
1 -	1:38.601	+ 6.510	12:25:13.046	6 -	1:32.404	+ 0.313	12:32:56.823
2 -	1:32.931	+ 0.840	12:26:45.977	7 -	1:32.290	+ 0.199	12:34:29.113
3 -	1:32.641	+ 0.550	12:28:18.618	8 -	1:32.243	+ 0.152	12:36:01.356
4 -	1:32.091		12:29:50.709	9 -	1:32.547	+ 0.456	12:37:33.903
5 -	1:33.710	+ 1.619	12:31:24.419	10 -	1:33.206	+ 1.115	12:39:07.109
11	Kane ASTIN Mini Seven						
1 -	1:41.035	+ 10.259	12:25:07.868	6 -	1:30.776		12:32:44.594
2 -	1:31.587	+ 0.811	12:26:39.455	7 -	1:32.062	+ 1.286	12:34:16.656
3 -	1:31.367	+ 0.591	12:28:10.822	8 -	1:31.237	+ 0.461	12:35:47.893
4 -	1:31.147	+ 0.371	12:29:41.969	9 -	1:31.422	+ 0.646	12:37:19.315
5 -	1:31.849	+ 1.073	12:31:13.818	10 -	1:31.715	+ 0.939	12:38:51.030
12	Darren MULLEN Mini 7						
1 -	1:39.528	+ 6.508	12:25:17.588	3 -	1:34.632	+ 1.612	12:28:25.240
2 -	1:33.020		12:26:50.608				
15	Steven BAKER Rover Mini						
1 -	1:46.026	+ 12.541	12:25:45.431	6 -	1:33.485		12:33:35.332
2 -	1:34.594	+ 1.109	12:27:20.025	7 -	1:33.515	+ 0.030	12:35:08.847
3 -	1:34.074	+ 0.589	12:28:54.099	8 -	1:34.427	+ 0.942	12:36:43.274

Snetterton
 Circuit Length = 1.9520 miles
 Start: 12:23 End: 12:39

Weather / Track : Cloudy / Dry

Dunlop Mini Se7en Championship

QUALIFYING - LAP ANALYSIS

4 -	1:33.982	+ 0.497	12:30:28.081	9 -	1:33.727	+ 0.242	12:38:17.001
5 -	1:33.766	+ 0.281	12:32:01.847	10 -	1:33.524	+ 0.039	12:39:50.525
20	Darren THOMAS			Mini 7			
1 -	1:42.647	+ 9.276	12:25:21.876	6 -	1:34.809	+ 1.438	12:33:24.715
2 -	1:36.255	+ 2.884	12:26:58.131	7 -	1:35.022	+ 1.651	12:34:59.737
3 -	1:42.125	+ 8.754	12:28:40.256	8 -	1:35.010	+ 1.639	12:36:34.747
4 -	1:34.984	+ 1.613	12:30:15.240	9 -	1:37.033	+ 3.662	12:38:11.780
5 -	1:34.666	+ 1.295	12:31:49.906	10 -	1:33.371		12:39:45.151
28	Neil ROBINS			Austin Mini			
1 -	1:44.375	+ 9.947	12:27:42.749	5 -	1:36.450	+ 2.022	12:34:17.707
2 -	1:37.739	+ 3.311	12:29:20.488	6 -	1:34.428		12:35:52.135
3 -	1:43.883	+ 9.455	12:31:04.371	7 -	1:36.816	+ 2.388	12:37:28.951
4 -	1:36.886	+ 2.458	12:32:41.257	8 -	1:34.645	+ 0.217	12:39:03.596
29	Jabez DYER			Mini			
1 -	1:40.915	+ 8.847	12:25:16.530	6 -	1:33.643	+ 1.575	12:33:02.779
2 -	1:34.262	+ 2.194	12:26:50.792	7 -	1:32.313	+ 0.245	12:34:35.092
3 -	1:33.053	+ 0.985	12:28:23.845	8 -	1:32.354	+ 0.286	12:36:07.446
4 -	1:32.265	+ 0.197	12:29:56.110	9 -	1:32.068		12:37:39.514
5 -	1:33.026	+ 0.958	12:31:29.136	10 -	1:32.190	+ 0.122	12:39:11.704
33	Geoff TAYLOR			Mini Se7en			
1 -	2:08.179	+ 23.971	12:25:51.592	5 -	1:46.165	+ 1.957	12:33:13.532
2 -	1:51.529	+ 7.321	12:27:43.121	6 -	1:45.771	+ 1.563	12:34:59.303
3 -	1:56.770	+ 12.562	12:29:39.891	7 -	1:46.085	+ 1.877	12:36:45.388
4 -	1:47.476	+ 3.268	12:31:27.367	8 -	1:44.208		12:38:29.596
34	Anthony TOWEY			Mini			
1 -	1:49.178	+ 14.929	12:25:51.059	6 -	1:34.826	+ 0.577	12:33:52.220
2 -	1:39.231	+ 4.982	12:27:30.290	7 -	1:34.674	+ 0.425	12:35:26.894
3 -	1:35.190	+ 0.941	12:29:05.480	8 -	1:35.246	+ 0.997	12:37:02.140
4 -	1:36.679	+ 2.430	12:30:42.159	9 -	1:34.249		12:38:36.389
5 -	1:35.235	+ 0.986	12:32:17.394				
35	Paul SPARK			Rover Mini			
1 -	3:34.719 P	+ 2:02.001	12:27:45.817	5 -	1:33.296	+ 0.578	12:34:05.898
2 -	1:38.923	+ 6.205	12:29:24.740	6 -	1:33.211	+ 0.493	12:35:39.109
3 -	1:34.499	+ 1.781	12:30:59.239	7 -	1:32.718		12:37:11.827
4 -	1:33.363	+ 0.645	12:32:32.602	8 -	1:33.204	+ 0.486	12:38:45.031
46	Terry BARRINGER			Mini 1000			
1 -	2:02.899	+ 19.367	12:26:18.318	5 -	1:44.718	+ 1.186	12:33:22.084
2 -	1:48.553	+ 5.021	12:28:06.871	6 -	1:44.075	+ 0.543	12:35:06.159
3 -	1:46.963	+ 3.431	12:29:53.834	7 -	1:45.714	+ 2.182	12:36:51.873
4 -	1:43.532		12:31:37.366	8 -	1:43.877	+ 0.345	12:38:35.750
47	Kelvin EDGAR			Morris Mini			
1 -	1:45.537	+ 8.770	12:25:42.395	6 -	1:37.635	+ 0.868	12:33:49.543
2 -	1:38.328	+ 1.561	12:27:20.723	7 -	1:38.716	+ 1.949	12:35:28.259
3 -	1:36.767		12:28:57.490	8 -	1:37.171	+ 0.404	12:37:05.430
4 -	1:37.157	+ 0.390	12:30:34.647	9 -	1:36.889	+ 0.122	12:38:42.319
5 -	1:37.261	+ 0.494	12:32:11.908				
52	Nathan BURGE			Mini Altered Image Vicker			
1 -	1:45.801	+ 12.056	12:25:17.337	6 -	1:35.976	+ 2.231	12:33:19.854
2 -	1:36.857	+ 3.112	12:26:54.194	7 -	1:33.745		12:34:53.599
3 -	1:34.813	+ 1.068	12:28:29.007	8 -	1:35.086	+ 1.341	12:36:28.685
4 -	1:34.315	+ 0.570	12:30:03.322	9 -	1:42.457	+ 8.712	12:38:11.142
5 -	1:40.556	+ 6.811	12:31:43.878	10 -	1:34.899	+ 1.154	12:39:46.041
60	Malcolm James KEAT			Mini Seven			
1 -	1:47.204	+ 12.334	12:25:51.428	6 -	1:35.443	+ 0.573	12:33:54.462

Snetterton
 Circuit Length = 1.9520 miles
 Start: 12:23 End: 12:39

Weather / Track : Cloudy / Dry


Dunlop Mini Se7en Championship

QUALIFYING - LAP ANALYSIS

2 -	1:37.970	+ 3.100	12:27:29.398	7 -	1:36.756	+ 1.886	12:35:31.218
3 -	1:35.870	+ 1.000	12:29:05.268	8 -	1:35.347	+ 0.477	12:37:06.565
4 -	1:37.919	+ 3.049	12:30:43.187	9 -	1:34.870		12:38:41.435
5 -	1:35.832	+ 0.962	12:32:19.019				
66	Tim JOSLYN			Rover Mini			
1 -	1:44.347	+ 9.141	12:25:24.615	6 -	1:36.315	+ 1.109	12:33:30.894
2 -	1:39.195	+ 3.989	12:27:03.810	7 -	1:36.675	+ 1.469	12:35:07.569
3 -	1:37.726	+ 2.520	12:28:41.536	8 -	1:36.776	+ 1.570	12:36:44.345
4 -	1:36.280	+ 1.074	12:30:17.816	9 -	1:35.206		12:38:19.551
5 -	1:36.763	+ 1.557	12:31:54.579	10 -	1:36.277	+ 1.071	12:39:55.828
76	Tom KNIGHT			Austin Mini			
1 -	1:55.149	+ 21.248	12:25:28.475	6 -	1:34.501	+ 0.600	12:33:32.589
2 -	1:43.070	+ 9.169	12:27:11.545	7 -	1:33.901		12:35:06.490
3 -	1:36.566	+ 2.665	12:28:48.111	8 -	1:34.305	+ 0.404	12:36:40.795
4 -	1:35.471	+ 1.570	12:30:23.582	9 -	1:33.920	+ 0.019	12:38:14.715
5 -	1:34.506	+ 0.605	12:31:58.088	10 -	1:34.994	+ 1.093	12:39:49.709
82	Andrew RUTHVEN			Mini Se7en			
1 -	1:54.026	+ 19.415	12:26:18.673	5 -	1:36.990	+ 2.379	12:33:01.734
2 -	1:44.803	+ 10.192	12:28:03.476	6 -	1:35.777	+ 1.166	12:34:37.511
3 -	1:42.021	+ 7.410	12:29:45.497	7 -	1:34.611		12:36:12.122
4 -	1:39.247	+ 4.636	12:31:24.744	8 -	1:35.076	+ 0.465	12:37:47.198

Dunlop Mini Se7en Championship

RACE 11 - GRID

ROW 12	1:44.208 33 Geoff TAYLOR	
ROW 11	1:36.767 47 Kelvin EDGAR	1:43.532 46 Terry BARRINGER
ROW 10	1:34.870 60 Malcolm James KEAT	1:35.206 66 Tim JOSLYN
ROW 9	1:34.428 28 Neil ROBINS	1:34.611 82 Andrew RUTHVEN
ROW 8	1:33.901 76 Tom KNIGHT	1:34.249 34 Anthony TOWEY
ROW 7	1:33.485 15 Steven BAKER	1:33.745 52 Nathan BURGE
ROW 6	1:33.291 6 Gareth HUNT	1:33.371 20 Darren THOMAS
ROW 5	1:32.718 35 Paul SPARK	1:33.020 12 Darren MULLEN
ROW 4	1:32.091 9 James COULSON	1:32.326 7 Dick HUNTER
ROW 3	1:31.361 1 Max HUNTER	1:32.068 29 Jabez DYER
ROW 2	1:30.776 11 Kane ASTIN	1:31.168 4 Ian DEVINY
ROW 1	1:30.144 2 Paul THOMPSON	1:30.465 5 Niven BURGE
Pole		
		

Snetterton
Circuit Length = 1.9520 miles

These results are provisional until the conclusion of any judicial and technical matters.

Clerk of Course :

Timekeeper :

Dunlop Mini Se7en Championship

RACE 11 - CLASSIFICATION

POS	NO	CL	NAME	ENTRY	LAPS	TIME	GAP	DIFF	MPH	BEST	ON
1	2	S7	Paul THOMPSON	Rover Mini	13	19:59.844			76.13	1:30.668	11
2	1	S7	Max HUNTER	Mini	13	20:10.507	10.663	10.663	75.46	1:31.305	10
3	11	S7	Kane ASTIN	Mini Seven	13	20:10.541	10.697	0.034	75.46	1:31.174	10
4	9	S7	James COULSON	Mini Se7en	13	20:17.882	18.038	7.341	75.00	1:31.331	10
5	5	S7	Niven BURGE	Altered Image Vickers Mini 7	13	20:18.515	18.671	0.633	74.97	1:31.575	5
6	4	S7	Ian DEVINY	Rover Mini	13	20:36.777	36.933	18.262	73.86	1:31.301	9
7	28	S7	Neil ROBINS	Austin Mini	13	20:40.750	40.906	3.973	73.62	1:33.354	12
8	35	S7	Paul SPARK	Rover Mini	13	20:44.999	45.155	4.249	73.37	1:33.674	13
9	34	S7	Anthony TOWEY	Mini	13	20:45.155	45.311	0.156	73.36	1:33.624	4
10	15	S7	Steven BAKER	Rover Mini	13	20:50.528	50.684	5.373	73.05	1:33.759	12
11	12	S7	Darren MULLEN	Mini 7	13	20:50.886	51.042	0.358	73.03	1:34.204	12
12	52	S7	Nathan BURGE	Mini Altered Image Vicker	13	20:54.782	54.938	3.896	72.80	1:33.770	7
13	66	S7	Tim JOSLYN	Rover Mini	13	21:01.640	1:01.796	6.858	72.40	1:34.048	9
14	6	S7	Gareth HUNT	Mini Se7en	13	21:23.336	1:23.492	21.696	71.18	1:34.202	7
15	60	S7	Malcolm James KEAT	Mini Seven	12	20:17.720	1 lap	1 lap	69.24	1:34.143	7
16	46	S7	Terry BARRINGER	Mini 1000	12	20:49.333	1 lap	31.613	67.49	1:41.148	10
17	33	S7	Geoff TAYLOR	Mini Se7en	11	20:13.123	2 laps	1 lap	63.71	1:46.290	6

NOT CLASSIFIED

DNF	7	S7	Dick HUNTER	Mini Seven	11	19:25.353	2 laps		66.33	1:34.283	7
DNF	76	S7	Tom KNIGHT	Austin Mini	10	15:59.950	3 laps	1 lap	73.20	1:33.472	10
DNF	29	S7	Jabez DYER	Mini	9	15:41.524	4 laps	1 lap	67.17	1:31.549	5
DNF	47	S7	Kelvin EDGAR	Morris Mini	5	8:34.697	8 laps	4 laps	68.26	1:38.224	4
DNF	20	S7	Darren THOMAS	Mini 7	2	3:23.047	11 laps	3 laps	69.21	1:35.938	2
DNF	82	S7	Andrew RUTHVEN	Mini Se7en	1	2:28.068	12 laps	1 lap	47.45	2:28.068	1

FASTEST LAP

2	S7	Paul THOMPSON	Rover Mini	11	1:30.668	77.50 mph	124.73 kph
---	----	---------------	------------	----	----------	-----------	------------

Weather / Track : Cloudy / Dry

These results are provisional until the conclusion of any judicial and technical matters.

Snetterton
Circuit Length = 1.9520 miles
Start: 12:34 End: 12:56

Clerk of Course :

Timekeeper :

Dunlop Mini Se7en Championship

RACE 11 - LAP CHART

Lap 1			Lap 2			Lap 3			Lap 4			Lap 5		
No	Behind	Laptime	No	Behind	Laptime	No	Behind	Laptime	No	Behind	Laptime	No	Behind	Laptime
5		1:42.255	2		1:33.002	2		1:31.814	2		1:31.489	2		1:31.450
2	0.099	1:42.354	1	1.172	1:33.486	5	2.200	1:32.638	1	3.577	1:32.512	1	4.346	1:32.219
11	0.318	1:42.573	5	1.376	1:34.477	1	2.554	1:33.196	11	3.900	1:32.522	5	4.416	1:31.575
1	0.787	1:43.042	11	2.017	1:34.800	11	2.867	1:32.664	5	4.291	1:33.580	11	5.246	1:32.796
4	1.383	1:43.638	4	2.683	1:34.401	4	4.493	1:33.624	29	5.666	1:32.560	29	5.765	1:31.549
29	1.793	1:44.048	29	2.790	1:34.098	29	4.595	1:33.619	4	6.818	1:33.814	4	7.991	1:32.623
35	3.377	1:45.632	9	5.411	1:35.083	9	6.739	1:33.142	9	7.696	1:32.446	9	8.114	1:31.868
9	3.429	1:45.684	7	6.370	1:35.605	35	9.815	1:34.903	35	13.939	1:35.613	12	17.583	1:34.698
7	3.866	1:46.121	35	6.726	1:36.450	12	9.985	1:34.707	12	14.335	1:35.839	76	17.986	1:34.901
12	4.509	1:46.764	12	7.092	1:35.684	7	10.125	1:35.569	52	14.440	1:34.923	35	18.595	1:36.106
20	4.854	1:47.109	20	7.691	1:35.938	52	11.006	1:35.032	7	14.490	1:35.854	7	18.817	1:35.777
52	4.974	1:47.229	52	7.788	1:35.915	6	11.887	1:35.326	76	14.535	1:34.136	28	19.058	1:33.987
6	5.537	1:47.792	6	8.375	1:35.939	76	11.888	1:34.537	6	15.593	1:35.195	6	19.775	1:35.632
34	6.312	1:48.567	76	9.165	1:35.418	34	13.732	1:35.357	34	15.867	1:33.624	34	19.946	1:35.529
15	6.709	1:48.964	34	10.189	1:36.978	28	14.615	1:34.594	28	16.521	1:33.395	52	20.154	1:37.164
76	6.848	1:49.103	15	11.497	1:37.889	15	16.035	1:36.352	15	20.015	1:35.469	15	24.284	1:35.719
28	7.390	1:49.645	28	11.835	1:37.546	66	18.045	1:36.879	66	23.432	1:36.876	66	27.877	1:35.895
66	8.410	1:50.665	66	12.980	1:37.671	60	18.292	1:36.368	60	25.142	1:38.339	60	28.513	1:34.821
60	9.057	1:51.312	60	13.738	1:37.782	47	30.080	1:39.161	47	36.815	1:38.224	47	44.588	1:39.223
46	14.508	1:56.763	47	22.733	1:39.599	46	34.285	1:41.729	46	45.989	1:43.193	46	57.544	1:43.005
33	16.126	1:58.381	46	24.370	1:42.963	33	45.462	1:47.267	33	1:00.583	1:46.610	33	1:17.300	1:48.167
47	16.235	1:58.490	33	30.009	1:46.984									
82	45.813	2:28.068												

Dunlop Mini Se7en Championship

RACE 11 - LAP CHART

Lap 6			Lap 7			Lap 8			Lap 9			Lap 10		
No	Behind	Laptime	No	Behind	Laptime	No	Behind	Laptime	No	Behind	Laptime	No	Behind	Laptime
2		1:31.073	2		1:31.370	2		1:31.352	2		1:31.823	2		1:30.880
11	5.838	1:31.665	33	1 LAP	1:46.290	5	8.806	1:32.056	46	1 LAP	1:45.201	1	9.155	1:31.305
5	6.177	1:32.834	11	7.917	1:33.449	1	8.914	1:31.354	1	8.730	1:31.639	11	9.329	1:31.174
29	6.293	1:31.601	5	8.102	1:33.295	11	9.270	1:32.705	11	9.035	1:31.588	4	12.922	1:32.224
1	6.591	1:33.318	1	8.912	1:33.691	29	9.456	1:31.636	29	9.189	1:31.556	5	13.246	1:32.810
9	9.618	1:32.577	29	9.172	1:34.249	4	12.100	1:32.807	5	11.316	1:34.333	9	13.369	1:31.331
4	10.137	1:33.219	9	10.279	1:32.031	9	12.948	1:34.021	4	11.578	1:31.301	46	1 LAP	1:44.243
76	21.481	1:34.568	4	10.645	1:31.878	33	1 LAP	1:50.965	9	12.918	1:31.793	28	33.062	1:33.657
12	21.483	1:34.973	12	25.339	1:35.226	28	28.484	1:34.377	28	30.285	1:33.624	76	33.343	1:33.472
28	22.658	1:34.673	76	25.458	1:35.347	12	28.792	1:34.805	76	30.751	1:33.570	35	36.030	1:33.970
7	23.097	1:35.353	28	25.459	1:34.171	76	29.004	1:34.898	34	32.600	1:34.481	7	36.261	1:34.463
34	23.579	1:34.706	7	26.010	1:34.283	7	29.408	1:34.750	7	32.678	1:35.093	34	36.578	1:34.858
35	23.693	1:36.171	35	26.448	1:34.125	35	29.624	1:34.528	35	32.940	1:35.139	12	40.491	1:35.441
6	24.806	1:36.104	34	26.957	1:34.748	34	29.942	1:34.337	6	35.392	1:36.374	15	40.990	1:34.925
52	25.486	1:36.405	6	27.638	1:34.202	52	30.339	1:33.805	52	35.393	1:36.877	52	41.066	1:36.553
15	28.350	1:35.139	52	27.886	1:33.770	6	30.841	1:34.555	12	35.930	1:38.961	6	41.796	1:37.284
66	32.503	1:35.699	15	31.194	1:34.214	15	33.886	1:34.044	15	36.945	1:34.882	66	47.988	1:35.369
60	34.093	1:36.653	66	36.254	1:35.121	60	40.578	1:35.064	33	1 LAP	1:52.467	33	1 LAP	1:51.198
46	1:10.518	1:44.047	60	36.866	1:34.143	66	41.274	1:36.372	66	43.499	1:34.048	60	1:19.519	2:06.501
			46	1:21.630	1:42.482				60	43.898	1:35.143			

Dunlop Mini Se7en Championship

RACE 11 - LAP CHART

Lap 11			Lap 12			Lap 13		
No	Behind	Laptime	No	Behind	Laptime	No	Behind	Laptime
2		1:30.668	2		1:30.991	2		1:31.578
1	9.915	1:31.428	1	10.416	1:31.492	1	10.663	1:31.825
11	10.303	1:31.642	11	10.882	1:31.570	11	10.697	1:31.393
4	14.054	1:31.800	4	15.983	1:32.920	33	2 LAPS	1:53.624
5	16.337	1:33.759	9	17.747	1:31.570	60	1 LAP	1:53.299
9	17.168	1:34.467	5	18.402	1:33.056	9	18.038	1:31.869
46	1 LAP	1:41.148	28	38.695	1:33.354	5	18.671	1:31.847
28	36.332	1:33.938	46	1 LAP	1:42.499	4	36.933	1:52.528
35	39.907	1:34.545	35	43.059	1:34.143	28	40.906	1:33.789
34	40.063	1:34.153	34	43.177	1:34.105	35	45.155	1:33.674
7	43.018	1:37.425	15	47.820	1:33.759	34	45.311	1:33.712
12	44.737	1:34.914	12	47.950	1:34.204	46	1 LAP	1:42.060
15	45.052	1:34.730	52	48.147	1:33.854	15	50.684	1:34.442
52	45.284	1:34.886	66	58.381	1:36.262	12	51.042	1:34.670
66	53.110	1:35.790	6	1:17.033	1:37.303	52	54.938	1:38.369
6	1:10.721	1:59.593				66	1:01.796	1:34.993
33	1 LAP	1:51.170				6	1:23.492	1:38.037
60	1:27.146	1:38.295						

Dunlop Mini Miglia

QUALIFYING - CLASSIFICATION

POS	NO	CL	NAME	ENTRY	TIME	ON	LAPS	GAP	DIFF	MPH
1	1	MI	Andrew HACK	Mini Miglia	1:22.920	3	9			84.74
2	4	MI	Colin PEACOCK	Mini Miglia	1:23.188	7	10	0.268	0.268	84.47
3	77	MI	Ralph SAUNDERS	Mini Miglia	1:23.406	8	10	0.486	0.218	84.25
4	12	MI	Paul THOMPSON	Mini Salon Mi	1:23.473	8	10	0.553	0.067	84.18
5	26	MI	Owen STINCHCOMBE	Mini Edgecoms	1:23.495	9	10	0.575	0.022	84.16
6	21	MI	David EDGECOMBE	Mini Edgecoms	1:24.270	4	7	1.350	0.775	83.38
7	69	MI	Tony LE-MAY	Mini Miglia	1:24.382	4	4	1.462	0.112	83.27
8	11	MI	Peter BALDWIN	Mini Miglia	1:24.756	2	7	1.836	0.374	82.90
9	15	MI	Gordan POCOCK	Mini Miglia	1:25.551	9	10	2.631	0.795	82.13
10	98	MI	Mark SMITH	Mini Miglia	1:25.568	1	1	2.648	0.017	82.12
11	5	MI	Sarah MUNNS	Mini Miglia	1:25.821	9	10	2.901	0.253	81.88
12	55	MI	Michael GREEN	Mini Miglia	1:25.908	3	5	2.988	0.087	81.79
13	16	MI	Andrew WORSLEY	Mini Miglia	1:26.444	9	10	3.524	0.536	81.29
14	42	MI	Paul SIMMONDS	Mini Miglia	1:28.299	2	4	5.379	1.855	79.58
15	13	MI	Phil HARVEY	Motley Mini	1:28.596	7	9	5.676	0.297	79.31
16	66	MI	Gary SHIPTON	Mini	1:28.769	7	10	5.849	0.173	79.16

Weather / Track : Cloudy / Dry

These results are provisional until the conclusion of any judicial and technical matters.

Snetterton
 Circuit Length = 1.9520 miles
 Start: 14:13 End: 14:29

Clerk of Course :

Timekeeper :

Dunlop Mini Miglia

QUALIFYING - LAP ANALYSIS

1	Andrew HACK						Mini Miglia	
1 -	1:31.849	+ 8.929	14:15:15.517	6 -	3:38.484 P	+ 2:15.564	14:24:29.457	
2 -	1:26.229	+ 3.309	14:16:41.746	7 -	1:27.142	+ 4.222	14:25:56.599	
3 -	1:22.920		14:18:04.666	8 -	1:23.355	+ 0.435	14:27:19.954	
4 -	1:23.260	+ 0.340	14:19:27.926	9 -	1:22.933	+ 0.013	14:28:42.887	
5 -	1:23.047	+ 0.127	14:20:50.973					
4	Colin PEACOCK						Mini Miglia	
1 -	1:35.633	+ 12.445	14:15:36.966	6 -	1:29.529	+ 6.341	14:22:44.161	
2 -	1:24.730	+ 1.542	14:17:01.696	7 -	1:23.188		14:24:07.349	
3 -	1:24.500	+ 1.312	14:18:26.196	8 -	1:23.528	+ 0.340	14:25:30.877	
4 -	1:23.990	+ 0.802	14:19:50.186	9 -	1:29.363	+ 6.175	14:27:00.240	
5 -	1:24.446	+ 1.258	14:21:14.632	10 -	1:23.277	+ 0.089	14:28:23.517	
5	Sarah MUNNS						Mini Miglia	
1 -	1:36.559	+ 10.738	14:15:26.036	6 -	1:26.984	+ 1.163	14:22:43.945	
2 -	1:27.736	+ 1.915	14:16:53.772	7 -	1:26.398	+ 0.577	14:24:10.343	
3 -	1:27.191	+ 1.370	14:18:20.963	8 -	1:26.386	+ 0.565	14:25:36.729	
4 -	1:27.036	+ 1.215	14:19:47.999	9 -	1:25.821		14:27:02.550	
5 -	1:28.962	+ 3.141	14:21:16.961	10 -	1:26.539	+ 0.718	14:28:29.089	
11	Peter BALDWIN						Mini Miglia	
1 -	1:38.483	+ 13.727	14:15:45.195	5 -	1:44.009	+ 19.253	14:21:45.961	
2 -	1:24.756		14:17:09.951	6 -	1:59.375	+ 34.619	14:23:45.336	
3 -	1:25.146	+ 0.390	14:18:35.097	7 -	1:26.091	+ 1.335	14:25:11.427	
4 -	1:26.855	+ 2.099	14:20:01.952					
12	Paul THOMPSON						Mini Salon Mi	
1 -	1:35.632	+ 12.159	14:15:39.914	6 -	1:23.721	+ 0.248	14:22:41.692	
2 -	1:25.801	+ 2.328	14:17:05.715	7 -	1:33.702	+ 10.229	14:24:15.394	
3 -	1:24.466	+ 0.993	14:18:30.181	8 -	1:23.473		14:25:38.867	
4 -	1:23.910	+ 0.437	14:19:54.091	9 -	1:25.215	+ 1.742	14:27:04.082	
5 -	1:23.880	+ 0.407	14:21:17.971	10 -	1:27.019	+ 3.546	14:28:31.101	
13	Phil HARVEY						Motley Mini	
1 -	1:52.967	+ 24.371	14:15:52.483	6 -	1:29.229	+ 0.633	14:23:34.881	
2 -	1:38.639	+ 10.043	14:17:31.122	7 -	1:28.596		14:25:03.477	
3 -	1:33.102	+ 4.506	14:19:04.224	8 -	1:29.524	+ 0.928	14:26:33.001	
4 -	1:30.404	+ 1.808	14:20:34.628	9 -	2:35.230	+ 1:06.634	14:29:08.231	
5 -	1:31.024	+ 2.428	14:22:05.652					
15	Gordan POCOCK						Mini Miglia	
1 -	1:42.982	+ 17.431	14:15:37.062	6 -	1:26.404	+ 0.853	14:22:56.810	
2 -	1:29.912	+ 4.361	14:17:06.974	7 -	1:25.767	+ 0.216	14:24:22.577	
3 -	1:29.039	+ 3.488	14:18:36.013	8 -	1:25.746	+ 0.195	14:25:48.323	
4 -	1:26.767	+ 1.216	14:20:02.780	9 -	1:25.551		14:27:13.874	
5 -	1:27.626	+ 2.075	14:21:30.406	10 -	1:25.908	+ 0.357	14:28:39.782	
16	Andrew WORSLEY						Mini Miglia	
1 -	1:43.472	+ 17.028	14:15:39.558	6 -	1:27.054	+ 0.610	14:23:02.821	
2 -	1:30.428	+ 3.984	14:17:09.986	7 -	1:27.078	+ 0.634	14:24:29.899	
3 -	1:29.226	+ 2.782	14:18:39.212	8 -	1:26.924	+ 0.480	14:25:56.823	
4 -	1:28.270	+ 1.826	14:20:07.482	9 -	1:26.444		14:27:23.267	
5 -	1:28.285	+ 1.841	14:21:35.767	10 -	1:26.551	+ 0.107	14:28:49.818	
21	David EDGEcombe						Mini Edgecoms	
1 -	1:40.220	+ 15.950	14:15:06.823	5 -	1:26.519	+ 2.249	14:20:54.241	
2 -	1:30.829	+ 6.559	14:16:37.652	6 -	1:24.614	+ 0.344	14:22:18.855	
3 -	1:25.800	+ 1.530	14:18:03.452	7 -	1:25.322	+ 1.052	14:23:44.177	
4 -	1:24.270		14:19:27.722					
26	Owen STINCHcombe						Mini Edgecoms	
1 -	1:39.800	+ 16.305	14:15:08.610	6 -	2:42.119 P	+ 1:18.624	14:23:37.443	

Snetterton
Circuit Length = 1.9520 miles
Start: 14:13 End: 14:29

Weather / Track : Cloudy / Dry


Dunlop Mini Miglia

QUALIFYING - LAP ANALYSIS

2 -	1:28.500	+ 5.005	14:16:37.110	7 -	1:27.802	+ 4.307	14:25:05.245
3 -	1:25.876	+ 2.381	14:18:02.986	8 -	1:23.749	+ 0.254	14:26:28.994
4 -	1:26.240	+ 2.745	14:19:29.226	9 -	1:23.495		14:27:52.489
5 -	1:26.098	+ 2.603	14:20:55.324	10 -	1:23.902	+ 0.407	14:29:16.391
42	Paul SIMMONDS			Mini Miglia			
1 -	1:38.001	+ 9.702	14:15:20.024	3 -	1:29.256	+ 0.957	14:18:17.579
2 -	1:28.299		14:16:48.323	4 -	1:39.532	+ 11.233	14:19:57.111
55	Michael GREEN			Mini Miglia			
1 -	1:39.988	+ 14.080	14:15:10.873	4 -	1:26.405	+ 0.497	14:19:31.051
2 -	1:27.865	+ 1.957	14:16:38.738	5 -	5:11.740 P	+ 3:45.832	14:24:42.791
3 -	1:25.908		14:18:04.646				
66	Gary SHIPTON			Mini			
1 -	1:37.196	+ 8.427	14:15:14.138	6 -	1:29.503	+ 0.734	14:22:48.544
2 -	1:32.177	+ 3.408	14:16:46.315	7 -	1:28.769		14:24:17.313
3 -	1:30.549	+ 1.780	14:18:16.864	8 -	1:29.597	+ 0.828	14:25:46.910
4 -	1:30.555	+ 1.786	14:19:47.419	9 -	1:29.068	+ 0.299	14:27:15.978
5 -	1:31.622	+ 2.853	14:21:19.041	10 -	1:29.445	+ 0.676	14:28:45.423
69	Tony LE-MAY			Mini Miglia			
1 -	1:33.933	+ 9.551	14:15:20.572	3 -	1:24.478	+ 0.096	14:18:10.920
2 -	1:25.870	+ 1.488	14:16:46.442	4 -	1:24.382		14:19:35.302
77	Ralph SAUNDERS			Mini Miglia			
1 -	1:34.333	+ 10.927	14:15:07.253	6 -	1:44.260	+ 20.854	14:22:38.295
2 -	1:34.392	+ 10.986	14:16:41.645	7 -	1:29.502	+ 6.096	14:24:07.797
3 -	1:24.126	+ 0.720	14:18:05.771	8 -	1:23.406		14:25:31.203
4 -	1:23.788	+ 0.382	14:19:29.559	9 -	1:28.877	+ 5.471	14:27:00.080
5 -	1:24.476	+ 1.070	14:20:54.035	10 -	1:23.992	+ 0.586	14:28:24.072
98	Mark SMITH			Mini Miglia			
1 -	1:25.568		14:16:22.758				

Dunlop Mini Miglia

RACE 14 - GRID

ROW 8	1:28.596 13 Phil HARVEY	1:28.769 66 Gary SHIPTON
ROW 7	1:26.444 16 Andrew WORSLEY	1:28.299 42 Paul SIMMONDS
ROW 6	1:25.821 5 Sarah MUNNS	1:25.908 55 Michael GREEN
ROW 5	1:25.551 15 Gordan POCOCK	1:25.568 98 Mark SMITH
ROW 4	1:24.382 69 Tony LE-MAY	1:24.756 11 Peter BALDWIN
ROW 3	1:23.495 26 Owen STINCHCOMBE	1:24.270 21 David EDGECOMBE
ROW 2	1:23.406 77 Ralph SAUNDERS	1:23.473 12 Paul THOMPSON
ROW 1	1:22.920 1 Andrew HACK	1:23.188 4 Colin PEACOCK
Pole		
		

Snetterton
Circuit Length = 1.9520 miles

These results are provisional until the conclusion of any judicial and technical matters.

Clerk of Course :		Timekeeper :

Dunlop Mini Miglia

RACE 14 - CLASSIFICATION

POS	NO	CL	NAME	ENTRY	LAPS	TIME	GAP	DIFF	MPH	BEST	ON
1	69	MI	Tony LE-MAY	Mini Miglia	14	21:23.615			76.64	1:29.898	11
2	4	MI	Colin PEACOCK	Mini Miglia	14	21:24.011	0.396	0.396	76.61	1:29.514	14
3	1	MI	Andrew HACK	Mini Miglia	14	21:26.579	2.964	2.568	76.46	1:29.619	13
4	11	MI	Peter BALDWIN	Mini Miglia	14	21:27.250	3.635	0.671	76.42	1:29.669	11
5	98	MI	Mark SMITH	Mini Miglia	14	21:56.564	32.949	29.314	74.72	1:31.739	10
6	21	MI	David EDGECOMBE	Mini Edgecoms	14	22:03.540	39.925	6.976	74.33	1:30.656	14
7	5	MI	Sarah MUNNS	Mini Miglia	14	22:15.319	51.704	11.779	73.67	1:33.136	13
8	15	MI	Gordan POCOCK	Mini Miglia	14	22:22.526	58.911	7.207	73.27	1:33.466	8
9	16	MI	Andrew WORSLEY	Mini Miglia	14	22:33.289	1:09.674	10.763	72.69	1:34.446	12
10	42	MI	Paul SIMMONDS	Mini Miglia	14	22:51.991	1:28.376	18.702	71.70	1:33.712	14
11	26	MI	Owen STINCHCOMBE	Mini Edgecoms	13	21:33.850	1 lap	1 lap	70.60	1:34.221	13
12	66	MI	Gary SHIPTON	Mini	13	21:41.779	1 lap	7.929	70.17	1:36.312	13
13	13	MI	Phil HARVEY	Motley Mini	13	21:45.581	1 lap	3.802	69.97	1:36.396	10
14	55	MI	Michael GREEN	Mini Miglia	13	21:53.824	1 lap	8.243	69.53	1:36.670	9
NOT CLASSIFIED											
DNF	77	MI	Ralph SAUNDERS	Mini Miglia	12	18:31.664	2 laps	1 lap	75.85	1:30.240	10
DNF	12	MI	Paul THOMPSON	Mini Salon Mi	10	17:18.551	4 laps	2 laps	67.66	1:30.854	9
FASTEST LAP											
4	MI	Colin PEACOCK	Mini Miglia	14	1:29.514			78.50 mph		126.33 kph	

Weather / Track : Cloudy / Dry

These results are provisional until the conclusion of any judicial and technical matters.

Snetterton
Circuit Length = 1.9520 miles
Start: 14:57 End: 15:20

Clerk of Course :

Timekeeper :

Dunlop Mini Miglia

RACE 14 - LAP CHART

Lap 1			Lap 2			Lap 3			Lap 4			Lap 5		
No	Behind	Laptime	No	Behind	Laptime	No	Behind	Laptime	No	Behind	Laptime	No	Behind	Laptime
12		1:39.540	12		1:32.976	12		1:31.905	12		1:31.411	69		1:31.845
4	0.582	1:40.122	4	1.424	1:33.818	69	1.000	1:31.004	69	0.366	1:30.777	12	0.145	1:32.356
21	1.493	1:41.033	1	1.665	1:33.071	1	1.599	1:31.839	1	0.997	1:30.809	1	0.672	1:31.886
1	1.570	1:41.110	69	1.901	1:31.950	4	2.301	1:32.782	4	2.920	1:32.030	4	2.372	1:31.663
11	1.821	1:41.361	11	2.126	1:33.281	11	2.606	1:32.385	11	3.037	1:31.842	11	2.651	1:31.825
77	2.860	1:42.400	77	3.226	1:33.342	77	4.195	1:32.874	77	4.665	1:31.881	77	3.319	1:30.865
69	2.927	1:42.467	98	5.172	1:34.157	98	7.957	1:34.690	98	11.775	1:35.229	98	14.206	1:34.642
98	3.991	1:43.531	21	8.264	1:39.747	21	10.569	1:34.210	21	12.246	1:33.088	21	23.571	1:43.536
15	6.376	1:45.916	5	13.350	1:36.747	5	16.726	1:35.281	5	20.244	1:34.929	5	24.941	1:36.908
55	8.143	1:47.683	15	14.400	1:41.000	15	19.766	1:37.271	15	24.038	1:35.683	15	27.630	1:35.803
66	8.708	1:48.248	55	15.148	1:39.981	16	20.273	1:35.949	16	27.273	1:38.411	16	30.354	1:35.292
5	9.579	1:49.119	66	15.680	1:39.948	55	21.330	1:38.087	66	29.525	1:39.166	66	34.608	1:37.294
16	10.295	1:49.835	16	16.229	1:38.910	66	21.770	1:37.995	26	36.998	1:40.508	42	42.050	1:36.802
26	10.864	1:50.404	42	19.368	1:40.780	26	27.901	1:39.749	42	37.459	1:38.977	26	43.893	1:39.106
42	11.564	1:51.104	26	20.057	1:42.169	42	29.893	1:42.430	13	45.761	1:41.069	13	53.136	1:39.586
13	15.826	1:55.366	13	25.955	1:43.105	13	36.103	1:42.053	55	48.966	1:59.047	55	58.042	1:41.287

Dunlop Mini Miglia
RACE 14 - LAP CHART

Lap 6			Lap 7			Lap 8			Lap 9			Lap 10		
No	Behind	Laptime	No	Behind	Laptime	No	Behind	Laptime	No	Behind	Laptime	No	Behind	Laptime
69		1:31.412	69		1:30.454	69		1:31.440	69		1:30.620	69		1:30.346
12	0.246	1:31.513	12	1.080	1:31.288	4	1.394	1:31.183	4	1.044	1:30.270	4	1.222	1:30.524
1	0.779	1:31.519	1	1.114	1:30.789	1	1.915	1:32.241	11	2.035	1:30.272	11	1.416	1:29.727
4	1.603	1:30.643	4	1.651	1:30.502	11	2.383	1:31.877	1	2.893	1:31.598	1	3.092	1:30.545
11	1.890	1:30.651	11	1.946	1:30.510	12	4.504	1:34.864	12	4.738	1:30.854	12	7.513	1:33.121
77	2.646	1:30.739	77	7.515	1:35.323	77	7.579	1:31.504	77	7.939	1:30.980	77	7.833	1:30.240
98	16.758	1:33.964	98	19.829	1:33.525	98	21.976	1:33.587	98	23.970	1:32.614	98	25.363	1:31.739
21	24.894	1:32.735	21	27.150	1:32.710	21	27.368	1:31.658	21	27.729	1:30.981	21	36.682	1:39.299
5	27.049	1:33.520	5	30.813	1:34.218	5	32.894	1:33.521	5	35.987	1:33.713	5	39.570	1:33.929
15	29.862	1:33.644	15	33.433	1:34.025	15	35.459	1:33.466	15	40.221	1:35.382	15	44.652	1:34.777
16	33.413	1:34.471	16	37.919	1:34.960	16	41.016	1:34.537	16	45.202	1:34.806	16	50.156	1:35.300
42	48.530	1:37.892	42	55.633	1:37.557	42	1:01.325	1:37.132	42	1:06.979	1:36.274	42	1:12.361	1:35.728
26	51.672	1:39.191	26	59.065	1:37.847	26	1:05.261	1:37.636	26	1:12.097	1:37.456	26	1:20.456	1:38.705
66	52.382	1:49.186	66	59.605	1:37.677	13	1:15.274	1:39.297	13	1:22.153	1:37.499	13	1:28.203	1:36.396
13	1:00.012	1:38.288	13	1:07.417	1:37.859	66	1:16.796	1:48.631	66	1:23.240	1:37.064	66	1:29.496	1:36.602
55	1:05.565	1:38.935	55	1:13.531	1:38.420	55	1:21.101	1:39.010	55	1:27.151	1:36.670			

Dunlop Mini Miglia
RACE 14 - LAP CHART

Lap 11			Lap 12			Lap 13			Lap 14		
No	Behind	Laptime	No	Behind	Laptime	No	Behind	Laptime	No	Behind	Laptime
69		1:29.898	69		1:30.143	69		1:31.084	69		1:30.175
4	1.026	1:29.702	4	2.449	1:31.566	4	1.057	1:29.692	4	0.396	1:29.514
11	1.187	1:29.669	11	2.630	1:31.586	11	2.587	1:31.041	1	2.964	1:29.877
1	3.969	1:30.775	13	1 LAP	1:36.519	1	3.262	1:29.619	11	3.635	1:31.223
77	8.893	1:30.958	1	4.727	1:30.901	26	1 LAP	1:38.257	26	1 LAP	1:34.221
55	1 LAP	1:43.748	66	1 LAP	1:37.158	13	1 LAP	1:36.624	66	1 LAP	1:36.312
98	27.724	1:32.259	77	9.308	1:30.558	66	1 LAP	1:36.498	13	1 LAP	1:41.920
21	38.360	1:31.576	55	1 LAP	1:36.670	55	1 LAP	1:36.784	55	1 LAP	1:37.502
5	43.527	1:33.855	98	30.225	1:32.644	98	31.138	1:31.997	98	32.949	1:31.986
15	48.614	1:33.860	21	39.537	1:31.320	21	39.444	1:30.991	21	39.925	1:30.656
16	55.132	1:34.874	5	46.638	1:33.254	5	48.690	1:33.136	5	51.704	1:33.189
42	1:16.969	1:34.506	15	52.309	1:33.838	15	55.400	1:34.175	15	58.911	1:33.686
26	1:29.159	1:38.601	16	59.435	1:34.446	16	1:03.517	1:35.166	16	1:09.674	1:36.332
			42	1:21.745	1:34.919	42	1:24.839	1:34.178	42	1:28.376	1:33.712

Track & Car Pre '93 Touring Cars/Impressions Classic Mod Saloons

QUALIFYING - CLASSIFICATION

POS	NO	CL	NAME	ENTRY	TIME	ON	LAPS	GAP	DIFF	MPH
1	46	B	Neil PHILPOTTS	Mitsubishi Starion Turbo	1:18.142	6	7			89.92
2	35	C	Joss RONCHETTI	Talbot Sunbeam Lotus	1:20.392	3	6	2.250	2.250	87.41
3	99	B	Chris RANDALL	BMW CSL	1:20.562	7	11	2.420	0.170	87.22
4	66	B	Andy DAVIES	BMW M3	1:22.276	5	11	4.134	1.714	85.40
5	39	E	Denis BASSOM	Toyota Corolla GT	1:22.738	7	9	4.596	0.462	84.93
6	36	E	David KNIGHT	Ford Escort	1:24.562	6	10	6.420	1.824	83.10
7	41	D	Nigel GARRETT	Triumph Dolomite Sprint	1:25.012	9	10	6.870	0.450	82.66
8	8	B	Anthony GORMAN	BMW M3	1:25.040	8	10	6.898	0.028	82.63
9	81	C	Tony ELLIS	Mazda RX7	1:26.039	11	11	7.897	0.999	81.67
10	74	B	Anthony WRIGHT	Rover Tomcat	1:26.806	6	10	8.664	0.767	80.95
11	94	C	David MARGALIES	Ford Capri	1:26.848	7	7	8.706	0.042	80.91
12	54	B	Alan ROPER	Rover SD1 Vitesse	1:27.581	6	7	9.439	0.733	80.23
13	4	B	Tim SCOTT ANDREWS	Rover Vitesse	1:29.409	10	10	11.267	1.828	78.59
14	7	F	Stuart WAITE	Ford Fiesta XR2i	1:31.337	3	3	13.195	1.928	76.93
15	62	B	Martin DOLLMAN	Ford Sierra Cosworth	1:31.666	4	10	13.524	0.329	76.65
16	65	E	Evan MORRIS	Ford Fiesta XR2	1:36.061	3	4	17.919	4.395	73.15
17	3	B	Mark OSBORNE	Mitsubishi Starion	1:45.941	2	3	27.799	9.880	66.33

Weather / Track : Cloudy / Dry

These results are provisional until the conclusion of any judicial and technical matters.

Snetterton
 Circuit Length = 1.9520 miles
 Start: 14:39 End: 14:55

Clerk of Course :	Timekeeper :
-------------------	--------------

Track & Car Pre '93 Touring Cars/Impressions Classic Mod Saloons

QUALIFYING - LAP ANALYSIS

3	Mark OSBORNE		Mitsubishi Starion				
1 -	1:58.070	+ 12.129	14:41:56.913	3 -	2:19.156 P	+ 33.215	14:46:02.010
2 -	1:45.941		14:43:42.854				
4	Tim SCOTT ANDREWS		Rover Vitesse				
1 -	1:42.666	+ 13.257	14:41:30.110	6 -	1:30.582	+ 1.173	14:49:05.937
2 -	1:32.010	+ 2.601	14:43:02.120	7 -	1:34.550	+ 5.141	14:50:40.487
3 -	1:30.692	+ 1.283	14:44:32.812	8 -	1:30.522	+ 1.113	14:52:11.009
4 -	1:31.353	+ 1.944	14:46:04.165	9 -	1:30.437	+ 1.028	14:53:41.446
5 -	1:31.190	+ 1.781	14:47:35.355	10 -	1:29.409		14:55:10.855
7	Stuart WAITE		Ford Fiesta XR2i				
1 -	1:53.991	+ 22.654	14:41:34.553	3 -	1:31.337		14:44:43.542
2 -	1:37.652	+ 6.315	14:43:12.205				
8	Anthony GORMAN		BMW M3				
1 -	1:32.935	+ 7.895	14:40:56.993	6 -	1:26.612	+ 1.572	14:48:11.761
2 -	1:27.494	+ 2.454	14:42:24.487	7 -	1:25.961	+ 0.921	14:49:37.722
3 -	1:27.891	+ 2.851	14:43:52.378	8 -	1:25.040		14:51:02.762
4 -	1:26.178	+ 1.138	14:45:18.556	9 -	1:26.436	+ 1.396	14:52:29.198
5 -	1:26.593	+ 1.553	14:46:45.149	10 -	1:27.607	+ 2.567	14:53:56.805
35	Joss RONCHETTI		Talbot Sunbeam Lotus				
1 -	1:34.274	+ 13.882	14:41:27.728	4 -	1:21.786	+ 1.394	14:45:32.303
2 -	1:22.397	+ 2.005	14:42:50.125	5 -	1:22.313	+ 1.921	14:46:54.616
3 -	1:20.392		14:44:10.517	6 -	1:21.335	+ 0.943	14:48:15.951
36	David KNIGHT		Ford Escort				
1 -	1:42.883	+ 18.321	14:41:14.796	6 -	1:24.562		14:48:28.469
2 -	1:29.226	+ 4.664	14:42:44.022	7 -	1:25.256	+ 0.694	14:49:53.725
3 -	1:28.795	+ 4.233	14:44:12.817	8 -	1:41.387	+ 16.825	14:51:35.112
4 -	1:26.429	+ 1.867	14:45:39.246	9 -	1:30.873	+ 6.311	14:53:05.985
5 -	1:24.661	+ 0.099	14:47:03.907	10 -	1:24.949	+ 0.387	14:54:30.934
39	Denis BASSOM		Toyota Corolla GT				
1 -	1:43.094	+ 20.356	14:41:18.477	6 -	1:23.331	+ 0.593	14:48:37.995
2 -	1:31.788	+ 9.050	14:42:50.265	7 -	1:22.738		14:50:00.733
3 -	1:28.009	+ 5.271	14:44:18.274	8 -	1:24.379	+ 1.641	14:51:25.112
4 -	1:27.911	+ 5.173	14:45:46.185	9 -	4:07.068 P	+ 2:44.330	14:55:32.180
5 -	1:28.479	+ 5.741	14:47:14.664				
41	Nigel GARRETT		Triumph Dolomite Sprint				
1 -	1:44.149	+ 19.137	14:41:41.540	6 -	1:26.176	+ 1.164	14:48:58.396
2 -	1:31.062	+ 6.050	14:43:12.602	7 -	1:25.582	+ 0.570	14:50:23.978
3 -	1:27.664	+ 2.652	14:44:40.266	8 -	1:25.602	+ 0.590	14:51:49.580
4 -	1:26.158	+ 1.146	14:46:06.424	9 -	1:25.012		14:53:14.592
5 -	1:25.796	+ 0.784	14:47:32.220	10 -	1:25.513	+ 0.501	14:54:40.105
46	Neil PHILPOTTS		Mitsubishi Starion Turbo				
1 -	1:38.008	+ 19.866	14:41:08.380	5 -	1:19.156	+ 1.014	14:46:29.038
2 -	1:21.809	+ 3.667	14:42:30.189	6 -	1:18.142		14:47:47.180
3 -	1:20.299	+ 2.157	14:43:50.488	7 -	1:19.686	+ 1.544	14:49:06.866
4 -	1:19.394	+ 1.252	14:45:09.882				
54	Alan ROPER		Rover SD1 Vitesse				
1 -	1:37.904	+ 10.323	14:41:23.946	5 -	1:27.891	+ 0.310	14:47:18.806
2 -	1:29.864	+ 2.283	14:42:53.810	6 -	1:27.581		14:48:46.387
3 -	1:29.124	+ 1.543	14:44:22.934	7 -	1:28.358	+ 0.777	14:50:14.745
4 -	1:27.981	+ 0.400	14:45:50.915				
62	Martin DOLLMAN		Ford Sierra Cosworth				
1 -	1:37.535	+ 5.869	14:41:02.604	6 -	1:34.443	+ 2.777	14:49:00.932

Weather / Track : Cloudy / Dry


Track & Car Pre '93 Touring Cars/Impressions Classic Mod Saloons

QUALIFYING - LAP ANALYSIS

2 -	1:35.970	+ 4.304	14:42:38.574	7 -	1:34.072	+ 2.406	14:50:35.004
3 -	1:34.632	+ 2.966	14:44:13.206	8 -	1:34.431	+ 2.765	14:52:09.435
4 -	1:31.666		14:45:44.872	9 -	1:34.632	+ 2.966	14:53:44.067
5 -	1:41.617	+ 9.951	14:47:26.489	10 -	1:37.018	+ 5.352	14:55:21.085
65	Evan MORRIS		Ford Fiesta XR2				
1 -	1:45.587	+ 9.526	14:41:29.946	3 -	1:36.061		14:44:45.712
2 -	1:39.705	+ 3.644	14:43:09.651	4 -	1:36.683	+ 0.622	14:46:22.395
66	Andy DAVIES		BMW M3				
1 -	1:43.751	+ 21.475	14:41:26.391	7 -	1:22.826	+ 0.550	14:49:48.741
2 -	1:27.612	+ 5.336	14:42:54.003	8 -	1:23.347	+ 1.071	14:51:12.088
3 -	1:23.759	+ 1.483	14:44:17.762	9 -	1:23.999	+ 1.723	14:52:36.087
4 -	1:22.794	+ 0.518	14:45:40.556	10 -	1:24.410	+ 2.134	14:54:00.497
5 -	1:22.276		14:47:02.832	11 -	1:24.061	+ 1.785	14:55:24.558
6 -	1:23.083	+ 0.807	14:48:25.915				
74	Anthony WRIGHT		Rover Tomcat				
1 -	1:42.154	+ 15.348	14:41:15.906	6 -	1:26.806		14:48:44.223
2 -	1:30.353	+ 3.547	14:42:46.259	7 -	1:26.876	+ 0.070	14:50:11.099
3 -	1:28.712	+ 1.906	14:44:14.971	8 -	1:27.216	+ 0.410	14:51:38.315
4 -	1:31.577	+ 4.771	14:45:46.548	9 -	1:28.603	+ 1.797	14:53:06.918
5 -	1:30.869	+ 4.063	14:47:17.417	10 -	1:27.176	+ 0.370	14:54:34.094
81	Tony ELLIS		Mazda RX7				
1 -	1:36.926	+ 10.887	14:41:04.344	7 -	1:27.271	+ 1.232	14:49:53.764
2 -	1:30.047	+ 4.008	14:42:34.391	8 -	1:26.601	+ 0.562	14:51:20.365
3 -	1:27.805	+ 1.766	14:44:02.196	9 -	1:27.320	+ 1.281	14:52:47.685
4 -	1:29.166	+ 3.127	14:45:31.362	10 -	1:26.772	+ 0.733	14:54:14.457
5 -	1:27.596	+ 1.557	14:46:58.958	11 -	1:26.039		14:55:40.496
6 -	1:27.535	+ 1.496	14:48:26.493				
94	David MARGALIES		Ford Capri				
1 -	1:56.361	+ 29.513	14:45:58.375	5 -	1:28.381	+ 1.533	14:52:08.393
2 -	1:40.501	+ 13.653	14:47:38.876	6 -	1:26.851	+ 0.003	14:53:35.244
3 -	1:31.167	+ 4.319	14:49:10.043	7 -	1:26.848		14:55:02.092
4 -	1:29.969	+ 3.121	14:50:40.012				
99	Chris RANDALL		BMW CSL				
1 -	1:41.413	+ 20.851	14:41:20.262	7 -	1:20.562		14:49:42.872
2 -	1:27.003	+ 6.441	14:42:47.265	8 -	1:21.060	+ 0.498	14:51:03.932
3 -	1:26.847	+ 6.285	14:44:14.112	9 -	1:21.375	+ 0.813	14:52:25.307
4 -	1:23.880	+ 3.318	14:45:37.992	10 -	1:33.133	+ 12.571	14:53:58.440
5 -	1:23.136	+ 2.574	14:47:01.128	11 -	1:27.125	+ 6.563	14:55:25.565
6 -	1:21.182	+ 0.620	14:48:22.310				

Track & Car Pre '93 Touring Cars/Impressions Classic Mod Saloons

RACE 16 - GRID

ROW 9	1:45.941 3 Mark OSBORNE		
ROW 8		1:31.666 62 Martin DOLLMAN	1:36.061 65 Evan MORRIS
ROW 7	1:29.409 4 Tim SCOTT ANDREWS		1:31.337 7 Stuart WAITE
ROW 6		1:26.848 94 David MARGALIES	1:27.581 54 Alan ROPER
ROW 5	1:26.039 81 Tony ELLIS		1:26.806 74 Anthony WRIGHT
ROW 4		1:25.012 41 Nigel GARRETT	1:25.040 8 Anthony GORMAN
ROW 3	1:22.738 39 Denis BASSOM		1:24.562 36 David KNIGHT
ROW 2		1:20.562 99 Chris RANDALL	1:22.276 66 Andy DAVIES
ROW 1	1:18.142 46 Neil PHILPOTTS		1:20.392 35 Joss RONCHETTI
Pole			
			


Snetterton
Circuit Length = 1.9520 miles

These results are provisional until the conclusion of any judicial and technical matters.

Clerk of Course :

Timekeeper :

Track & Car Pre '93 Touring Cars/Impressions Classic Mod Saloons
RACE 16 - GRID AMENDED

ROW 9	8 Anthony GORMAN + 10 Seconds		
ROW 8	65 Evan MORRIS 1:36.061		3 Mark OSBORNE 1:45.941
ROW 7	7 Stuart WAITE 1:31.337	62 Martin DOLLMAN 1:31.666	
ROW 6	54 Alan ROPER 1:27.581		4 Tim SCOTT ANDREWS 1:29.409
ROW 5	74 Anthony WRIGHT 1:26.806	94 David MARGALIES 1:26.848	
ROW 4	41 Nigel GARRETT 1:25.012		81 Tony ELLIS 1:26.039
ROW 3	39 Denis BASSOM 1:22.738	36 David KNIGHT 1:24.562	
ROW 2	99 Chris RANDALL 1:20.562		66 Andy DAVIES 1:22.276
ROW 1	46 Neil PHILPOTTS 1:18.142	35 Joss RONCHETTI 1:20.392	
Pole			
			

Snetterton
Circuit Length = 1.9520 miles

These results are provisional until the conclusion of any judicial and technical matters.

Clerk of Course :		Timekeeper :

Track & Car Pre '93 Touring Cars/Impressions Classic Mod Saloons

RACE 16 - CLASSIFICATION

POS	NO	CL	NAME	ENTRY	LAPS	TIME	GAP	DIFF	MPH	BEST	ON
1	46	B	Neil PHILPOTTS	Mitsubishi Starion Turbo	11	15:01.605			85.73	1:19.571	9
2	99	B	Chris RANDALL	BMW CSL	11	15:02.084	0.479	0.479	85.68	1:19.769	6
3	66	B	Andy DAVIES	BMW M3	11	15:27.963	26.358	25.879	83.29	1:22.777	11
4	36	E	David KNIGHT	Ford Escort	11	15:31.181	29.576	3.218	83.01	1:23.435	10
5	81	C	Tony ELLIS	Mazda RX7	11	15:40.759	39.154	9.578	82.16	1:23.787	6
6	39	E	Denis BASSOM	Toyota Corolla GT	11	15:43.985	42.380	3.226	81.88	1:23.378	4
7	33	A	Dave MEPHAM	Rover SDi	11	15:44.933	43.328	0.948	81.80	1:23.088	8
8	74	B	Anthony WRIGHT	Rover Tomcat	11	15:57.545	55.940	12.612	80.72	1:25.237	4
9	8	B	Anthony GORMAN	Ford Capri	11	16:11.645	1:10.040	14.100	79.55	1:26.217	10
10	54	B	Alan ROPER	Rover SD1 Vitesse	11	16:11.713	1:10.108	0.068	79.54	1:26.250	2
11	62	B	Martin DOLLMAN	Ford Sierra Cosworth	11	16:26.654	1:25.049	14.941	78.34	1:26.951	2
12	4	B	Tim SCOTT ANDREWS	Rover Vitesse	10	15:11.082	1 lap	1 lap	77.12	1:28.074	7
13	65	E	Evan MORRIS	Ford Fiesta XR2	10	15:52.234	1 lap	41.152	73.79	1:33.015	7

NOT CLASSIFIED

DNF	3	B	Mark OSBORNE	Mitsubishi Starion	8	11:54.005	3 laps	2 laps	78.73	1:24.239	7
DNF	35	C	Joss RONCHETTI	Talbot Sunbeam Lotus	0						

FASTEST LAP

66	B	Andy DAVIES	BMW M3	11	1:22.777	84.89 mph	136.62 kph
81	C	Tony ELLIS	Mazda RX7	6	1:23.787	83.86 mph	134.97 kph
39	E	Denis BASSOM	Toyota Corolla GT	4	1:23.378	84.28 mph	135.63 kph
46	B	Neil PHILPOTTS	Mitsubishi Starion Turbo	9	1:19.571	88.31 mph	142.12 kph
33	A	Dave MEPHAM	Rover SDi	8	1:23.088	84.57 mph	136.10 kph
35	C	Joss RONCHETTI	Talbot Sunbeam Lotus	0		mph	kph

Weather / Track : Cloudy / Dry

These results are provisional until the conclusion of any judicial and technical matters.

Snetterton
Circuit Length = 1.9520 miles
Start: 16:39 End: 16:56

Clerk of Course :

Timekeeper :

Track & Car Pre '93 Touring Cars/Impressions Classic Mod Saloons

RACE 16 - LAP CHART

Lap 1			Lap 2			Lap 3			Lap 4			Lap 5		
No	Behind	Laptime	No	Behind	Laptime	No	Behind	Laptime	No	Behind	Laptime	No	Behind	Laptime
46		1:29.546	46		1:23.415	46		1:23.081	46		1:23.471	46		1:20.275
66	0.767	1:30.313	66	0.866	1:23.514	66	3.166	1:25.381	99	1.459	1:21.606	99	1.106	1:19.922
36	1.489	1:31.035	36	2.713	1:24.639	99	3.324	1:23.521	66	3.535	1:23.840	66	6.698	1:23.438
99	3.284	1:32.830	99	2.884	1:23.015	36	3.862	1:24.230	36	4.490	1:24.099	36	7.864	1:23.649
81	4.695	1:34.241	81	5.788	1:24.508	81	8.109	1:25.402	81	10.434	1:25.796	81	14.926	1:24.767
74	5.580	1:35.126	74	7.425	1:25.260	74	10.154	1:25.810	74	11.920	1:25.237	39	15.694	1:23.650
54	7.181	1:36.727	54	10.016	1:26.250	39	12.412	1:25.162	39	12.319	1:23.378	74	18.174	1:26.529
39	7.653	1:37.199	39	10.331	1:26.093	54	13.994	1:27.059	33	17.642	1:25.412	33	22.647	1:25.280
62	8.216	1:37.762	62	11.752	1:26.951	33	15.701	1:24.973	54	17.642	1:27.119	54	25.339	1:27.972
33	9.701	1:39.247	33	13.809	1:27.523	62	18.836	1:30.165	62	23.424	1:28.059	62	32.091	1:28.942
8	10.823	1:40.369	8	17.035	1:29.627	8	22.267	1:28.313	8	26.695	1:27.899	8	33.385	1:26.965
4	13.421	1:42.967	4	22.715	1:32.709	3	29.099	1:29.324	3	32.272	1:26.644	3	37.989	1:25.992
3	13.608	1:43.154	3	22.856	1:32.663	4	31.250	1:31.616	4	38.364	1:30.585	4	46.511	1:28.422
65	15.954	1:45.500	65	27.390	1:34.851	65	38.789	1:34.480	65	49.375	1:34.057	65	1:02.605	1:33.505

Track & Car Pre '93 Touring Cars/Impressions Classic Mod Saloons

RACE 16 - LAP CHART

Lap 6			Lap 7			Lap 8			Lap 9			Lap 10		
No	Behind	Laptime	No	Behind	Laptime	No	Behind	Laptime	No	Behind	Laptime	No	Behind	Laptime
46		1:20.091	46		1:20.996	46		1:20.212	46		1:19.571	46		1:20.628
99	0.784	1:19.769	99	0.744	1:20.956	99	1.124	1:20.592	99	1.687	1:20.134	99	0.926	1:19.867
66	10.279	1:23.672	66	12.913	1:23.630	65	1 LAP	1:33.015	66	20.546	1:23.631	4	1 LAP	1:30.464
36	11.308	1:23.535	36	14.298	1:23.986	66	16.486	1:23.785	65	1 LAP	1:33.267	66	23.900	1:23.982
81	18.622	1:23.787	81	22.093	1:24.467	36	17.832	1:23.746	36	21.724	1:23.463	36	24.531	1:23.435
39	19.767	1:24.164	39	24.903	1:26.132	81	26.391	1:24.510	81	31.378	1:24.558	65	1 LAP	1:33.326
74	23.895	1:25.812	74	29.220	1:26.321	39	28.614	1:23.923	39	33.674	1:24.631	81	34.558	1:23.808
33	27.228	1:24.672	33	30.158	1:23.926	33	33.034	1:23.088	33	36.583	1:23.120	39	37.170	1:24.124
54	32.129	1:26.881	54	38.580	1:27.447	74	35.653	1:26.645	74	42.474	1:26.392	33	40.462	1:24.507
8	39.708	1:26.414	8	44.955	1:26.243	54	45.966	1:27.598	54	55.347	1:28.952	74	48.635	1:26.789
62	40.118	1:28.118	62	46.825	1:27.703	8	51.282	1:26.539	8	58.439	1:26.728	54	1:02.507	1:27.788
3	44.114	1:26.216	3	47.357	1:24.239	3	52.918	1:25.773	62	1:05.858	1:30.483	8	1:04.028	1:26.217
4	55.093	1:28.673	4	1:02.171	1:28.074	62	54.946	1:28.333				62	1:15.051	1:29.821
65	1:15.926	1:33.412				4	1:10.809	1:28.850						

Track & Car Pre '93 Touring Cars/Impressions Classic Mod Saloons

RACE 16 - LAP CHART

Lap 11		
No	Behind	Laptime
46		1:20.319
99	0.479	1:19.872
4	1 LAP	1:28.722
66	26.358	1:22.777
36	29.576	1:25.364
81	39.154	1:24.915
39	42.380	1:25.529
33	43.328	1:23.185
65	1 LAP	1:36.821
74	55.940	1:27.624
8	1:10.040	1:26.331
54	1:10.108	1:27.920
62	1:25.049	1:30.317

Hammerite Racing Classic Grp 1 Touring Cars

QUALIFYING - CLASSIFICATION

POS	NO	CL	NAME	ENTRY	TIME	ON	LAPS	GAP	DIFF	MPH
1	25	A	Brian STEVENS	Jaguar XJ12	1:25.036	6	9			82.63
2	5	B	Mark FOWLER	Ford Capri	1:25.788	8	10	0.752	0.752	81.91
3	18	B	Jim MCLOUGHLIN	Ford Capri	1:26.160	6	10	1.124	0.372	81.55
4	55	A	David HOWARD	Jaguar XJ12	1:26.198	7	10	1.162	0.038	81.52
5	11	C	Roger STANFORD	BMW 2002	1:26.242	9	9	1.206	0.044	81.48
6	99	B	Adrian FULLER	Ford Capri S	1:27.052	7	10	2.016	0.810	80.72
7	46	C	David HICKTON	Opel Ascona	1:27.125	7	10	2.089	0.073	80.65
8	54	B	Alan ROPER	Rover SDI Vitesse	1:28.350	10	10	3.314	1.225	79.53
9	76	D	Neil BRAY	Ford Fiesta	1:28.666	9	10	3.630	0.316	79.25
10	22	B	William JENKINS	BMW 3.0CSL	1:30.119	9	10	5.083	1.453	77.97
11	4	B	Tim SCOTT ANDREWS	Rover Vitesse	1:31.780	9	9	6.744	1.661	76.56
12	37	C	Matthew IRONS	BMW 323i	1:32.065	6	8	7.029	0.285	76.32
13	48	G	Andrew GILL	Alfa Romeo GTV	1:35.519	7	9	10.483	3.454	73.56
14	69	C	Richard LANGEVELD	Ford Escort	1:36.004	5	9	10.968	0.485	73.19
15	68	E	Brian GOODWIN	Ford Fiesta	1:37.094	8	9	12.058	1.090	72.37
16	94	B	David MARGALIES	Ford Capri 3.0s	1:38.651	1	1	13.615	1.557	71.23
17	28	E	Robert WHEELER	Renault 5 TS	1:40.635	7	9	15.599	1.984	69.82
18	56	C	Bob KETT	Triumph Dolomite Sprint	1:44.321	1	1	19.285	3.686	67.36

Weather / Track : Cloudy / Dry

These results are provisional until the conclusion of any judicial and technical matters.

Snetterton
Circuit Length = 1.9520 miles
Start: 13:42 End: 14:08

Clerk of Course :		Timekeeper :
-------------------	--	--------------

Hammerite Racing Classic Grp 1 Touring Cars

QUALIFYING - LAP ANALYSIS

4	Tim SCOTT ANDREWS		Rover Vitesse				
1 -	1:49.486	+ 17.706	13:45:24.147	6 -	1:33.731	+ 1.951	14:02:15.694
2 -	1:40.817	+ 9.037	13:47:04.964	7 -	1:32.061	+ 0.281	14:03:47.755
3 -	10:20.716 P	+ 8:48.936	13:57:25.680	8 -	1:31.961	+ 0.181	14:05:19.716
4 -	1:42.425	+ 10.645	13:59:08.105	9 -	1:31.780		14:06:51.496
5 -	1:33.858	+ 2.078	14:00:41.963				
5	Mark FOWLER		Ford Capri				
1 -	1:38.987	+ 13.199	13:44:38.185	6 -	1:26.753	+ 0.965	14:02:10.296
2 -	1:27.178	+ 1.390	13:46:05.363	7 -	1:26.137	+ 0.349	14:03:36.433
3 -	11:40.460 P	+ 10:14.672	13:57:45.823	8 -	1:25.788		14:05:02.221
4 -	1:31.348	+ 5.560	13:59:17.171	9 -	1:26.134	+ 0.346	14:06:28.355
5 -	1:26.372	+ 0.584	14:00:43.543	10 -	1:26.733	+ 0.945	14:07:55.088
11	Roger STANFORD		BMW 2002				
1 -	1:44.983	+ 18.741	13:45:08.273	6 -	1:26.980	+ 0.738	14:02:41.147
2 -	1:37.342	+ 11.100	13:46:45.615	7 -	1:26.306	+ 0.064	14:04:07.453
3 -	11:04.968 P	+ 9:38.726	13:57:50.583	8 -	1:27.490	+ 1.248	14:05:34.943
4 -	1:55.175 P	+ 28.933	13:59:45.758	9 -	1:26.242		14:07:01.185
5 -	1:28.409	+ 2.167	14:01:14.167				
18	Jim MCLOUGHLIN		Ford Capri				
1 -	1:38.140	+ 11.980	13:44:38.544	6 -	1:26.160		14:02:07.247
2 -	1:27.259	+ 1.099	13:46:05.803	7 -	1:26.455	+ 0.295	14:03:33.702
3 -	11:34.426 P	+ 10:08.266	13:57:40.229	8 -	1:27.018	+ 0.858	14:05:00.720
4 -	1:33.231	+ 7.071	13:59:13.460	9 -	1:27.050	+ 0.890	14:06:27.770
5 -	1:27.627	+ 1.467	14:00:41.087	10 -	1:27.036	+ 0.876	14:07:54.806
22	William JENKINS		BMW 3.0CSL				
1 -	1:46.568	+ 16.449	13:45:03.936	6 -	1:32.225	+ 2.106	14:01:58.553
2 -	1:39.521	+ 9.402	13:46:43.457	7 -	1:31.294	+ 1.175	14:03:29.847
3 -	10:32.208 P	+ 9:02.089	13:57:15.665	8 -	1:31.249	+ 1.130	14:05:01.096
4 -	1:38.046	+ 7.927	13:58:53.711	9 -	1:30.119		14:06:31.215
5 -	1:32.617	+ 2.498	14:00:26.328	10 -	1:30.967	+ 0.848	14:08:02.182
25	Brian STEVENS		Jaguar XJ12				
1 -	1:35.040	+ 10.004	13:44:40.278	6 -	1:25.036		14:02:51.454
2 -	1:26.746	+ 1.710	13:46:07.024	7 -	1:28.386	+ 3.350	14:04:19.840
3 -	12:06.588 P	+ 10:41.552	13:58:13.612	8 -	2:10.900 P	+ 45.864	14:06:30.740
4 -	1:47.222	+ 22.186	14:00:00.834	9 -	1:33.723	+ 8.687	14:08:04.463
5 -	1:25.584	+ 0.548	14:01:26.418				
28	Robert WHEELER		Renault 5 TS				
1 -	1:54.505	+ 13.870	13:45:15.460	6 -	1:41.166	+ 0.531	14:02:45.174
2 -	1:43.880	+ 3.245	13:46:59.340	7 -	1:40.635		14:04:25.809
3 -	10:28.145 P	+ 8:47.510	13:57:27.485	8 -	1:40.863	+ 0.228	14:06:06.672
4 -	1:44.988	+ 4.353	13:59:12.473	9 -	1:40.958	+ 0.323	14:07:47.630
5 -	1:51.535	+ 10.900	14:01:04.008				
37	Matthew IRONS		BMW 323i				
1 -	1:41.534	+ 9.469	13:46:22.384	5 -	1:32.489	+ 0.424	14:03:25.277
2 -	12:24.420	+ 10:52.355	13:58:46.804	6 -	1:32.065		14:04:57.342
3 -	1:32.730	+ 0.665	14:00:19.534	7 -	1:32.690	+ 0.625	14:06:30.032
4 -	1:33.254	+ 1.189	14:01:52.788	8 -	1:34.432	+ 2.367	14:08:04.464
46	David HICKTON		Opel Ascona				
1 -	1:34.500	+ 7.375	13:44:39.025	6 -	1:29.075	+ 1.950	14:02:13.992
2 -	1:29.416	+ 2.291	13:46:08.441	7 -	1:27.125		14:03:41.117
3 -	11:33.925 P	+ 10:06.800	13:57:42.366	8 -	1:27.625	+ 0.500	14:05:08.742
4 -	1:32.818	+ 5.693	13:59:15.184	9 -	1:28.202	+ 1.077	14:06:36.944
5 -	1:29.733	+ 2.608	14:00:44.917	10 -	1:28.227	+ 1.102	14:08:05.171

Snetterton
Circuit Length = 1.9520 miles
Start: 13:42 End: 14:08

Weather / Track : Cloudy / Dry

Hammerite Racing Classic Grp 1 Touring Cars


QUALIFYING - LAP ANALYSIS

48	Andrew GILL		Alfa Romeo GTV				
1 -	1:49.460	+ 13.941	13:45:11.597	6 -	1:37.314	+ 1.795	14:02:21.490
2 -	1:40.861	+ 5.342	13:46:52.458	7 -	1:35.519		14:03:57.009
3 -	10:31.819 P	+ 8:56.300	13:57:24.277	8 -	1:38.456	+ 2.937	14:05:35.465
4 -	1:42.084	+ 6.565	13:59:06.361	9 -	1:36.403	+ 0.884	14:07:11.868
5 -	1:37.815	+ 2.296	14:00:44.176				
54	Alan ROPER		Rover SDI Vitesse				
1 -	1:42.848	+ 14.498	13:44:44.616	6 -	1:28.833	+ 0.483	14:01:48.660
2 -	1:46.482	+ 18.132	13:46:31.098	7 -	1:29.527	+ 1.177	14:03:18.187
3 -	10:39.294 P	+ 9:10.944	13:57:10.392	8 -	1:29.388	+ 1.038	14:04:47.575
4 -	1:38.959	+ 10.609	13:58:49.351	9 -	1:28.640	+ 0.290	14:06:16.215
5 -	1:30.476	+ 2.126	14:00:19.827	10 -	1:28.350		14:07:44.565
55	David HOWARD		Jaguar XJ12				
1 -	1:36.333	+ 10.135	13:45:08.012	6 -	1:26.598	+ 0.400	14:01:39.480
2 -	1:34.931	+ 8.733	13:46:42.943	7 -	1:26.198		14:03:05.678
3 -	10:31.297 P	+ 9:05.099	13:57:14.240	8 -	1:26.324	+ 0.126	14:04:32.002
4 -	1:32.246	+ 6.048	13:58:46.486	9 -	1:26.260	+ 0.062	14:05:58.262
5 -	1:26.396	+ 0.198	14:00:12.882	10 -	1:26.683	+ 0.485	14:07:24.945
56	Bob KETT		Triumph Dolomite Sprint				
1 -	1:44.321		13:45:17.595				
68	Brian GOODWIN		Ford Fiesta				
1 -	1:57.935	+ 20.841	13:45:24.544	6 -	1:38.279	+ 1.185	14:02:34.743
2 -	1:43.916	+ 6.822	13:47:08.460	7 -	1:38.413	+ 1.319	14:04:13.156
3 -	10:21.146 P	+ 8:44.052	13:57:29.606	8 -	1:37.094		14:05:50.250
4 -	1:47.929	+ 10.835	13:59:17.535	9 -	1:38.552	+ 1.458	14:07:28.802
5 -	1:38.929	+ 1.835	14:00:56.464				
69	Richard LANGEVELD		Ford Escort				
1 -	1:47.961	+ 11.957	13:45:01.362	6 -	1:37.670	+ 1.666	14:02:18.226
2 -	1:44.714	+ 8.710	13:46:46.076	7 -	1:36.377	+ 0.373	14:03:54.603
3 -	10:35.302 P	+ 8:59.298	13:57:21.378	8 -	2:19.954 P	+ 43.950	14:06:14.557
4 -	1:43.174	+ 7.170	13:59:04.552	9 -	1:41.490	+ 5.486	14:07:56.047
5 -	1:36.004		14:00:40.556				
76	Neil BRAY		Ford Fiesta				
1 -	1:46.334	+ 17.668	13:45:16.568	6 -	1:29.466	+ 0.800	14:02:00.437
2 -	1:33.232	+ 4.566	13:46:49.800	7 -	1:29.202	+ 0.536	14:03:29.639
3 -	10:33.255 P	+ 9:04.589	13:57:23.055	8 -	1:28.830	+ 0.164	14:04:58.469
4 -	1:37.738	+ 9.072	13:59:00.793	9 -	1:28.666		14:06:27.135
5 -	1:30.178	+ 1.512	14:00:30.971	10 -	1:30.105	+ 1.439	14:07:57.240
94	David MARGALIES		Ford Capri 3.0s				
1 -	1:38.651		13:44:42.092				
99	Adrian FULLER		Ford Capri S				
1 -	1:46.652	+ 19.600	13:45:01.811	6 -	1:27.752	+ 0.700	14:01:46.104
2 -	1:38.485	+ 11.433	13:46:40.296	7 -	1:27.052		14:03:13.156
3 -	10:32.687 P	+ 9:05.635	13:57:12.983	8 -	1:28.183	+ 1.131	14:04:41.339
4 -	1:36.356	+ 9.304	13:58:49.339	9 -	1:28.400	+ 1.348	14:06:09.739
5 -	1:29.013	+ 1.961	14:00:18.352	10 -	1:28.711	+ 1.659	14:07:38.450

Weather / Track : Cloudy / Dry

Hammerite Racing Classic Grp 1 Touring Cars

RACE 13 - GRID

ROW 9	1:40.635 28 Robert WHEELER	1:44.321 56 Bob KETT
ROW 8	1:37.094 68 Brian GOODWIN	1:38.651 94 David MARGALIES
ROW 7	1:35.519 48 Andrew GILL	1:36.004 69 Richard LANGEVELD
ROW 6	1:31.780 4 Tim SCOTT ANDREWS	1:32.065 37 Matthew IRONS
ROW 5	1:28.666 76 Neil BRAY	1:30.119 22 William JENKINS
ROW 4	1:27.125 46 David HICKTON	1:28.350 54 Alan ROPER
ROW 3	1:26.242 11 Roger STANFORD	1:27.052 99 Adrian FULLER
ROW 2	1:26.160 18 Jim MCLOUGHLIN	1:26.198 55 David HOWARD
ROW 1	1:25.036 25 Brian STEVENS	1:25.788 5 Mark FOWLER
Pole		
		

Snetterton
Circuit Length = 1.9520 miles

These results are provisional until the conclusion of any judicial and technical matters.

Clerk of Course :

Timekeeper :

Hammerite Racing Classic Grp 1 Touring Cars

RACE 13 - CLASSIFICATION

POS	NO	CL	NAME	ENTRY	LAPS	TIME	GAP	DIFF	MPH	BEST	ON
1	25	A	Brian STEVENS	Jaguar XJ12	10	15:00.719			78.01	1:25.737	5
2	11	C	Roger STANFORD	BMW 2002	10	15:10.710	9.991	9.991	77.16	1:24.759	2
3	5	B	Mark FOWLER	Ford Capri	10	15:10.993	10.274	0.283	77.13	1:25.658	2
4	55	A	David HOWARD	Jaguar XJ12	10	15:11.456	10.737	0.463	77.09	1:24.166	3
5	99	B	Adrian FULLER	Ford Capri S	10	15:17.984	17.265	6.528	76.54	1:25.277	2
6	46	C	David HICKTON	Opel Ascona	10	15:21.110	20.391	3.126	76.28	1:26.640	4
7	76	D	Neil BRAY	Ford Fiesta	10	15:32.402	31.683	11.292	75.36	1:28.623	6
8	77	B	David WEIR	Ford Capri	10	15:46.141	45.422	13.739	74.27	1:27.682	4
9	54	B	Alan ROPER	Rover SDI Vitesse	10	15:53.121	52.402	6.980	73.72	1:28.049	4
10	4	B	Tim SCOTT ANDREWS	Rover Vitesse	10	16:03.885	1:03.166	10.764	72.90	1:29.871	4
11	22	B	William JENKINS	BMW 3.0CSL	10	16:10.962	1:10.243	7.077	72.37	1:27.750	4
12	69	C	Richard LANGEVELD	Ford Escort	10	16:34.755	1:34.036	23.793	70.64	1:31.701	3
13	37	C	Matthew IRONS	BMW 323i	10	16:44.009	1:43.290	9.254	69.99	1:31.386	3
14	68	E	Brian GOODWIN	Ford Fiesta	9	15:14.211	1 lap	1 lap	69.17	1:35.607	4
15	48	G	Andrew GILL	Alfa Romeo GTV	9	15:28.064	1 lap	13.853	68.14	1:35.887	4

NOT CLASSIFIED

DNF	94	B	David MARGALIES	Ford Capri 3.0s	4	8:06.931	6 laps	5 laps	57.72	1:27.029	3
DNF	18	B	Jim MCLOUGHLIN	Ford Capri	0						

FASTEST LAP

99	B	Adrian FULLER	Ford Capri S	2	1:25.277	82.40 mph	132.61 kph
11	C	Roger STANFORD	BMW 2002	2	1:24.759	82.90 mph	133.42 kph
55	A	David HOWARD	Jaguar XJ12	3	1:24.166	83.49 mph	134.36 kph
48	G	Andrew GILL	Alfa Romeo GTV	4	1:35.887	73.28 mph	117.94 kph
68	E	Brian GOODWIN	Ford Fiesta	4	1:35.607	73.49 mph	118.28 kph
76	D	Neil BRAY	Ford Fiesta	6	1:28.623	79.29 mph	127.60 kph

Weather / Track : Cloudy / Dry

These results are provisional until the conclusion of any judicial and technical matters.

Snetterton
Circuit Length = 1.9520 miles
Start: 14:23 End: 14:40

Clerk of Course :

Timekeeper :

Hammerite Racing Classic Grp 1 Touring Cars

RACE 13 - LAP CHART

Lap 1			Lap 2			Lap 3			Lap 4			Lap 5		
No	Behind	Laptime	No	Behind	Laptime	No	Behind	Laptime	No	Behind	Laptime	No	Behind	Laptime
25		1:33.571	55		1:25.287	55		1:24.166	55		1:24.944	55		1:25.578
55	0.169	1:33.740	25	1.147	1:26.603	25	3.608	1:26.627	5	5.422	1:26.621	25	6.107	1:25.737
5	1.618	1:35.189	5	1.820	1:25.658	5	3.745	1:26.091	25	5.948	1:27.284	5	6.725	1:26.881
11	2.768	1:36.339	11	2.071	1:24.759	11	4.217	1:26.312	11	6.561	1:27.288	11	6.904	1:25.921
99	3.136	1:36.707	99	2.957	1:25.277	99	5.374	1:26.583	99	7.226	1:26.796	99	7.570	1:25.922
46	4.041	1:37.612	46	6.070	1:27.485	46	9.109	1:27.205	46	10.805	1:26.640	46	12.553	1:27.326
94	5.018	1:38.589	94	6.607	1:27.045	94	9.470	1:27.029	94	14.889	1:30.363	54	18.833	1:28.181
76	5.438	1:39.009	54	8.948	1:28.189	54	13.125	1:28.343	54	16.230	1:28.049	77	19.485	1:28.375
54	6.215	1:39.786	77	9.478	1:28.097	77	13.950	1:28.638	77	16.688	1:27.682	22	22.958	1:27.945
77	6.837	1:40.408	76	11.069	1:31.087	76	16.312	1:29.409	76	20.050	1:28.682	76	24.061	1:29.589
22	8.634	1:42.205	22	13.366	1:30.188	22	17.785	1:28.585	22	20.591	1:27.750	4	34.419	1:31.026
4	10.920	1:44.491	4	17.236	1:31.772	4	24.044	1:30.974	4	28.971	1:29.871	69	43.469	1:33.166
37	11.948	1:45.519	69	19.027	1:32.055	69	26.562	1:31.701	69	35.881	1:34.263	37	44.222	1:32.903
69	12.428	1:45.999	37	20.186	1:33.694	37	27.406	1:31.386	37	36.897	1:34.435	48	59.692	1:36.363
48	14.838	1:48.409	48	25.400	1:36.018	48	37.964	1:36.730	48	48.907	1:35.887	68	59.952	1:36.148
68	15.071	1:48.642	68	26.534	1:36.919	68	38.719	1:36.351	68	49.382	1:35.607			

Hammerite Racing Classic Grp 1 Touring Cars

RACE 13 - LAP CHART

Lap 6			Lap 7			Lap 8			Lap 9			Lap 10		
No	Behind	Laptime	No	Behind	Laptime	No	Behind	Laptime	No	Behind	Laptime	No	Behind	Laptime
55		1:25.567	55		1:25.875	25		1:32.932	25		1:38.338	25		1:36.764
25	6.585	1:26.045	25	7.528	1:26.818	55	0.944	1:41.404	68	1 LAP	1:47.641	11	9.991	1:42.335
5	6.938	1:25.780	5	7.915	1:26.852	11	2.097	1:34.262	55	0.236	1:37.630	5	10.274	1:41.267
11	7.416	1:26.079	11	8.295	1:26.754	5	2.982	1:35.527	11	4.420	1:40.661	55	10.737	1:47.265
99	8.354	1:26.351	99	9.603	1:27.124	99	4.008	1:34.865	48	1 LAP	1:53.306	68	1 LAP	1:50.186
46	14.916	1:27.930	46	17.749	1:28.708	46	13.976	1:36.687	5	5.771	1:41.127	99	17.265	1:45.188
54	22.891	1:29.625	77	26.163	1:28.960	77	26.846	1:41.143	99	8.841	1:43.171	46	20.391	1:39.306
77	23.078	1:29.160	22	29.197	1:28.931	76	29.022	1:38.130	46	17.849	1:42.211	48	1 LAP	1:59.403
22	26.141	1:28.750	76	31.352	1:30.110	54	39.455	1:41.768	76	30.395	1:39.711	76	31.683	1:38.052
76	27.117	1:28.623	54	38.147	1:41.131	22	49.886	2:01.149	77	36.545	1:48.037	77	45.422	1:45.641
4	41.343	1:32.491	4	46.475	1:31.007	4	49.912	1:43.897	54	46.564	1:45.447	54	52.402	1:42.602
69	52.138	1:34.236	37	1:01.838	1:34.740	69	1:11.847	1:49.336	4	56.381	1:44.807	4	1:03.166	1:43.549
37	52.973	1:34.318	69	1:02.971	1:36.708	37	1:24.052	2:02.674	22	59.909	1:48.361	22	1:10.243	1:47.098
48	1:12.684	1:38.559	48	1:30.198	1:43.389				69	1:22.508	1:48.999	69	1:34.036	1:48.292
68	1:13.957	1:39.572	68	1:31.227	1:43.145				37	1:33.668	1:47.954	37	1:43.290	1:46.386