



Dunlop Great & British Festival featuring Truck Challenge

Thruxton Circuit

21st & 22nd July 2007



Results Provided by MST Sports Timing Ltd
www.msttiming.com

International Truck Challenge

PRACTICE - CLASSIFICATION

POS	NO	CL	NAME	ENTRY	TIME	ON	LAPS	GAP	DIFF	MPH
1	40	-	Cees ZANGERGEN	Scania T124	1:44.207	5	6			81.39
2	98	-	Marciano GIUSEEPE	Scania 111	1:44.624	2	2	0.417	0.417	81.06
3	21	-	Oliver ROBINEAU	MAN TG	1:44.723	6	6	0.516	0.099	80.99
4	170	-	Reinhard HAEGERMANN	Mercedes Benz 1850	1:49.502	3	3	5.295	4.779	77.45

Weather / Track : Cloudy / Dry

These results are provisional until the conclusion of any judicial and technical matters.

Thrupton
Circuit Length = 2.3560 miles
Start: 09:03 End: 09:21

Clerk of Course :

Timekeeper :

International Truck Challenge

PRACTICE - LAP ANALYSIS

21	Oliver ROBINEAU			MAN TG			
1 -	1:49.864	+ 5.141	9:07:59.493	4	1:45.095	+ 0.372	9:16:32.233
2 -	5:01.702	+ 3:16.979	9:13:01.195	5	1:44.868	+ 0.145	9:18:17.101
3 -	1:45.943	+ 1.220	9:14:47.138	6	1:44.723		9:20:01.824
40	Cees ZANGERGEN			Scania T124			
1 -	1:51.056	+ 6.849	9:07:57.413	4	4:19.803	+ 2:35.596	9:15:52.552
2 -	1:47.103	+ 2.896	9:09:44.516	5	1:44.207		9:17:36.759
3 -	1:48.233	+ 4.026	9:11:32.749	6	1:45.064	+ 0.857	9:19:21.823
98	Marciano GIUSEEPE			Scania 111			
1 -	1:48.044	+ 3.420	9:08:09.501	2	1:44.624		9:09:54.125
170	Reinhard HAEGERMANN			Mercedes Benz 1850			
1 -	5:51.623	+ 4:02.121	9:12:17.769	3	1:49.502		9:15:57.809
2 -	1:50.538	+ 1.036	9:14:08.307				

DUNLOP MINI MIGLIA/SE7EN

PRACTICE - CLASSIFICATION

POS	NO	CL	NAME	ENTRY	TIME	ON	LAPS	GAP	DIFF	MPH
1	3	MM	Kelly ROGERS	Vickers Mini	1:30.089	6	8			94.14
2	20	MM	Endaf OWENS	Mini	1:30.304	4	6	0.215	0.215	93.92
3	23	MM	Andrew HACK	Mini Miglia	1:30.818	5	8	0.729	0.514	93.39
4	6	MM	Colin PEACOCK	Mini Miglia	1:30.927	5	8	0.838	0.109	93.27
5	7	MM	Ralph SAUNDERS	Mini Miglia	1:31.628	7	9	1.539	0.701	92.56
6	30	MM	Phil RUDGE	Mini Miglia	1:32.334	5	8	2.245	0.706	91.85
7	10	MM	Phil LEE	Mini Miglia	1:32.838	5	8	2.749	0.504	91.35
8	5	MM	Mark SIMS	Mini Miglia	1:32.897	9	9	2.808	0.059	91.30
9	69	MM	Tony LE-MAY	Mini Miglia	1:33.986	4	8	3.897	1.089	90.24
10	98	MM	Mark SMITH	Mini Miglia	1:33.986	9	9	3.897	0.000	90.24
11	42	MM	Paul SIMMONDS	Mini Miglia	1:36.505	7	8	6.416	2.519	87.88
12	16	MM	Andrew WORSLEY	Mini Miglia	1:37.027	1	1	6.938	0.522	87.41
13	22	MM	Sarah MUNNS	Mini Miglia	1:37.082	2	3	6.993	0.055	87.36
14	13	MM	Phil HARVEY	Motley Mini	1:37.680	3	8	7.591	0.598	86.83
15	9	S7	Kane ASTIN	Mini Seven	1:38.619	7	8	8.530	0.939	86.00
16	1	S7	Andrew DEVINY	Rover Mini	1:39.027	8	8	8.938	0.408	85.64
17	22	S7	Graeme DAVIS	Mini 7	1:39.166	3	8	9.077	0.139	85.52
18	6	S7	Paul CLARK	Mini	1:40.150	5	7	10.061	0.984	84.68
19	82	S7	Andrew RUTHVEN	Mini Se7en	1:40.266	6	8	10.177	0.116	84.59
20	16	S7	James WINNIFRITH	Mini Se7en	1:40.315	6	8	10.226	0.049	84.54
21	53	S7	Niven BURGE	Mini Altered Image Vickers	1:40.868	3	4	10.779	0.553	84.08
22	24	S7	James COULSON	Mini Se7en	1:40.961	7	8	10.872	0.093	84.00
23	52	S7	Nathan BURGE	Mini Altered Image Vickers	1:41.081	4	4	10.992	0.120	83.90
24	99	S7	Tim JOSLYN	Rover Mini	1:41.463	4	5	11.374	0.382	83.59
25	20	S7	Darren THOMAS	Mini 7	1:41.920	7	8	11.831	0.457	83.21
26	77	S7	Tristen KNIGHT	Mini 7	1:42.007	7	7	11.918	0.087	83.14
27	39	S7	Andy MILLER	Mini 7	1:46.128	6	7	16.039	4.121	79.91
28	76	S7	Tom KNIGHT	Austin Mini	1:46.499	7	7	16.410	0.371	79.63
29	18	MM	Philip DALE	Mini	1:47.098	6	7	17.009	0.599	79.19

Car 16 - Miglia - No working transponder

Weather / Track : Cloudy / Dry

These results are provisional until the conclusion of any judicial and technical matters.

Thruxton
Circuit Length = 2.3560 miles
Start: 09:26 End: 09:43

Clerk of Course :	Timekeeper :
-------------------	--------------

DUNLOP MINI MIGLIA/SE7EN PRACTICE - LAP ANALYSIS

1	Andrew DEVINY		Rover Mini				
1 -	1:44.693	+ 5.666	9:30:57.395	5	1:39.709	+ 0.682	9:37:41.164
2 -	1:42.336	+ 3.309	9:32:39.731	6	1:40.222	+ 1.195	9:39:21.386
3 -	1:40.706	+ 1.679	9:34:20.437	7	1:39.446	+ 0.419	9:41:00.832
4 -	1:41.018	+ 1.991	9:36:01.455	8	1:39.027		9:42:39.859
3	Kelly ROGERS		Vickers Mini				
1 -	1:35.610	+ 5.521	9:30:50.932	5	1:30.423	+ 0.334	9:36:54.025
2 -	1:31.408	+ 1.319	9:32:22.340	6	1:30.089		9:38:24.114
3 -	1:30.747	+ 0.658	9:33:53.087	7	1:34.721	+ 4.632	9:39:58.835
4 -	1:30.515	+ 0.426	9:35:23.602	8	1:33.082	+ 2.993	9:41:31.917
5	Mark SIMS		Mini Miglia				
1 -	1:36.822	+ 3.925	9:30:02.265	6	1:33.703	+ 0.806	9:38:05.831
2 -	1:36.081	+ 3.184	9:31:38.346	7	1:34.459	+ 1.562	9:39:40.290
3 -	1:34.959	+ 2.062	9:33:13.305	8	1:33.036	+ 0.139	9:41:13.326
4 -	1:39.852	+ 6.955	9:34:53.157	9	1:32.897		9:42:46.223
5 -	1:38.971	+ 6.074	9:36:32.128				
6	Colin PEACOCK		Mini Miglia				
1 -	1:35.866	+ 4.939	9:30:20.629	5	1:30.927		9:36:27.564
2 -	1:32.200	+ 1.273	9:31:52.829	6	1:31.623	+ 0.696	9:37:59.187
3 -	1:32.288	+ 1.361	9:33:25.117	7	1:31.961	+ 1.034	9:39:31.148
4 -	1:31.520	+ 0.593	9:34:56.637	8	1:51.652	+ 20.725	9:41:22.800
6	Paul CLARK		Mini				
1 -	1:43.289	+ 3.139	9:30:36.453	5	1:40.150		9:37:18.880
2 -	1:40.846	+ 0.696	9:32:17.299	6	1:41.901	+ 1.751	9:39:00.781
3 -	1:40.172	+ 0.022	9:33:57.471	7	1:38.467 P	+ -1.683	9:40:39.248
4 -	1:41.259	+ 1.109	9:35:38.730				
7	Ralph SAUNDERS		Mini Miglia				
1 -	1:37.376	+ 5.748	9:30:02.499	6	1:31.639	+ 0.011	9:37:59.548
2 -	1:34.341	+ 2.713	9:31:36.840	7	1:31.628		9:39:31.176
3 -	1:35.685	+ 4.057	9:33:12.525	8	1:33.841	+ 2.213	9:41:05.017
4 -	1:41.181	+ 9.553	9:34:53.706	9	1:31.204 P	+ -0.424	9:42:36.221
5 -	1:34.203	+ 2.575	9:36:27.909				
9	Kane ASTIN		Mini Seven				
1 -	1:43.097	+ 4.478	9:30:09.584	5	1:29.938	+ -8.681	9:36:47.463
2 -	1:40.621	+ 2.002	9:31:50.205	6	1:48.135	+ 9.516	9:38:35.598
3 -	1:39.581	+ 0.962	9:33:29.786	7	1:38.619		9:40:14.217
4 -	1:47.739 P	+ 9.120	9:35:17.525	8	1:39.290	+ 0.671	9:41:53.507
10	Phil LEE		Mini Miglia				
1 -	1:40.855	+ 8.017	9:30:23.858	5	1:32.838		9:36:44.308
2 -	1:35.230	+ 2.392	9:31:59.088	6	1:38.529	+ 5.691	9:38:22.837
3 -	1:35.267	+ 2.429	9:33:34.355	7	1:36.873	+ 4.035	9:39:59.710
4 -	1:37.115	+ 4.277	9:35:11.470	8	1:35.899	+ 3.061	9:41:35.609
13	Phil HARVEY		Motley Mini				
1 -	1:45.026	+ 7.346	9:30:43.794	5	1:39.795	+ 2.115	9:37:17.521
2 -	1:38.259	+ 0.579	9:32:22.053	6	1:37.728	+ 0.048	9:38:55.249
3 -	1:37.680		9:33:59.733	7	1:39.110	+ 1.430	9:40:34.359
4 -	1:37.993	+ 0.313	9:35:37.726	8	1:37.982	+ 0.302	9:42:12.341
16	James WINNIFRITH		Mini Se7en				
1 -	1:44.539	+ 4.224	9:30:13.667	5	2:02.788	+ 22.473	9:37:19.929
2 -	1:40.701	+ 0.386	9:31:54.368	6	1:40.315		9:39:00.244
3 -	1:41.049	+ 0.734	9:33:35.417	7	1:40.846	+ 0.531	9:40:41.090
4 -	1:41.724	+ 1.409	9:35:17.141	8	1:41.293	+ 0.978	9:42:22.383

Thruxton
Circuit Length = 2.3560 miles
Start: 09:26 End: 09:43

Weather / Track : Cloudy / Dry

DUNLOP MINI MIGLIA/SE7EN PRACTICE - LAP ANALYSIS

16	Andrew WORSLEY		Mini Miglia				
1 -	1:37.027		9:41:36.285				
18	Philip DALE		Mini				
1 -	1:57.607	+ 10.509	9:30:47.189	5	1:48.272	+ 1.174	9:38:07.957
2 -	1:51.719	+ 4.621	9:32:38.908	6	1:47.098		9:39:55.055
3 -	1:50.680	+ 3.582	9:34:29.588	7	1:47.171	+ 0.073	9:41:42.226
4 -	1:50.097	+ 2.999	9:36:19.685				
20	Darren THOMAS		Mini 7				
1 -	1:47.566	+ 5.646	9:30:15.290	5	1:47.737	+ 5.817	9:37:17.497
2 -	1:43.700	+ 1.780	9:31:58.990	6	1:43.654	+ 1.734	9:39:01.151
3 -	1:45.857	+ 3.937	9:33:44.847	7	1:41.920		9:40:43.071
4 -	1:44.913	+ 2.993	9:35:29.760	8	1:43.632	+ 1.712	9:42:26.703
20	Endaf OWENS		Mini				
1 -	1:32.688	+ 2.384	9:29:29.311	4	1:30.304		9:34:06.333
2 -	1:31.654	+ 1.350	9:31:00.965	5	1:31.148	+ 0.844	9:35:37.481
3 -	1:35.064	+ 4.760	9:32:36.029	6	1:36.049 P	+ 5.745	9:37:13.530
22	Graeme DAVIS		Mini 7				
1 -	1:44.428	+ 5.262	9:30:57.819	5	1:39.932	+ 0.766	9:37:39.694
2 -	1:42.449	+ 3.283	9:32:40.268	6	1:42.751	+ 3.585	9:39:22.445
3 -	1:39.166		9:34:19.434	7	1:39.821	+ 0.655	9:41:02.266
4 -	1:40.328	+ 1.162	9:35:59.762	8	1:40.168	+ 1.002	9:42:42.434
22	Sarah MUNNS		Mini Miglia				
1 -	1:38.480	+ 1.398	9:30:01.837	3	1:52.937 P	+ 15.855	9:33:31.856
2 -	1:37.082		9:31:38.919				
23	Andrew HACK		Mini Miglia				
1 -	1:32.120	+ 1.302	9:31:39.622	5	1:30.818		9:38:07.333
2 -	1:32.467	+ 1.649	9:33:12.089	6	1:32.170	+ 1.352	9:39:39.503
3 -	1:52.328	+ 21.510	9:35:04.417	7	1:31.517	+ 0.699	9:41:11.020
4 -	1:32.098	+ 1.280	9:36:36.515	8	1:31.895	+ 1.077	9:42:42.915
24	James COULSON		Mini Se7en				
1 -	1:55.853	+ 14.892	9:30:48.188	5	1:42.804	+ 1.843	9:37:40.266
2 -	1:44.724	+ 3.763	9:32:32.912	6	1:43.030	+ 2.069	9:39:23.296
3 -	1:42.585	+ 1.624	9:34:15.497	7	1:40.961		9:41:04.257
4 -	1:41.965	+ 1.004	9:35:57.462	8	1:41.174	+ 0.213	9:42:45.431
30	Phil RUDGE		Mini Miglia				
1 -	1:40.658	+ 8.324	9:30:36.190	5	1:32.334		9:36:49.898
2 -	1:34.455	+ 2.121	9:32:10.645	6	1:35.179	+ 2.845	9:38:25.077
3 -	1:33.723	+ 1.389	9:33:44.368	7	1:34.975	+ 2.641	9:40:00.052
4 -	1:33.196	+ 0.862	9:35:17.564	8	1:36.663	+ 4.329	9:41:36.715
39	Andy MILLER		Mini 7				
1 -	1:57.007	+ 10.879	9:30:47.602	5	1:46.604	+ 0.476	9:38:05.028
2 -	1:54.313	+ 8.185	9:32:41.915	6	1:46.128		9:39:51.156
3 -	1:48.366	+ 2.238	9:34:30.281	7	1:49.002	+ 2.874	9:41:40.158
4 -	1:48.143	+ 2.015	9:36:18.424				
42	Paul SIMMONDS		Mini Miglia				
1 -	1:40.500	+ 3.995	9:30:37.707	5	1:37.192	+ 0.687	9:37:06.506
2 -	1:37.465	+ 0.960	9:32:15.172	6	1:36.949	+ 0.444	9:38:43.455
3 -	1:36.769	+ 0.264	9:33:51.941	7	1:36.505		9:40:19.960
4 -	1:37.373	+ 0.868	9:35:29.314	8	2:03.416 P	+ 26.911	9:42:23.376
52	Nathan BURGE		Mini Altered Image Vickers				
1 -	1:49.212	+ 8.131	9:37:20.522	3	1:44.838	+ 3.757	9:40:50.088

Thruxton
Circuit Length = 2.3560 miles
Start: 09:26 End: 09:43

Weather / Track : Cloudy / Dry

DUNLOP MINI MIGLIA/SE7EN PRACTICE - LAP ANALYSIS

2	-	1:44.728	+ 3.647	9:39:05.250	4	1:41.081		9:42:31.169
53	Niven BURGE		Mini Altered Image Vickers					
1	-	1:43.181	+ 2.313	9:37:27.743	3	1:40.868		9:40:49.626
2	-	1:41.015	+ 0.147	9:39:08.758	4	1:42.162	+ 1.294	9:42:31.788
69	Tony LE-MAY		Mini Miglia					
1	-	1:42.880	+ 8.894	9:30:39.842	5	1:35.023	+ 1.037	9:36:59.913
2	-	1:35.738	+ 1.752	9:32:15.580	6	1:34.169	+ 0.183	9:38:34.082
3	-	1:35.324	+ 1.338	9:33:50.904	7	1:37.149	+ 3.163	9:40:11.231
4	-	1:33.986		9:35:24.890	8	1:36.070	+ 2.084	9:41:47.301
76	Tom KNIGHT		Austin Mini					
1	-	1:56.709	+ 10.210	9:31:12.611	5	1:47.449	+ 0.950	9:38:27.690
2	-	1:48.945	+ 2.446	9:33:01.556	6	1:48.840	+ 2.341	9:40:16.530
3	-	1:48.696	+ 2.197	9:34:50.252	7	1:46.499		9:42:03.029
4	-	1:49.989	+ 3.490	9:36:40.241				
77	Tristen KNIGHT		Mini 7					
1	-	1:52.464	+ 10.457	9:31:11.145	5	1:49.212	+ 7.205	9:38:16.324
2	-	1:45.684	+ 3.677	9:32:56.829	6	1:45.395	+ 3.388	9:40:01.719
3	-	1:46.278	+ 4.271	9:34:43.107	7	1:42.007		9:41:43.726
4	-	1:44.005	+ 1.998	9:36:27.112				
82	Andrew RUTHVEN		Mini Se7en					
1	-	1:44.101	+ 3.835	9:30:25.170	5	1:44.430	+ 4.164	9:37:19.720
2	-	1:44.594	+ 4.328	9:32:09.764	6	1:40.266		9:38:59.986
3	-	1:43.340	+ 3.074	9:33:53.104	7	1:41.666	+ 1.400	9:40:41.652
4	-	1:42.186	+ 1.920	9:35:35.290	8	1:40.360	+ 0.094	9:42:22.012
98	Mark SMITH		Mini Miglia					
1	-	1:43.699	+ 9.713	9:30:04.234	6	1:34.428	+ 0.442	9:38:05.261
2	-	1:37.889	+ 3.903	9:31:42.123	7	1:36.549	+ 2.563	9:39:41.810
3	-	1:37.172	+ 3.186	9:33:19.295	8	1:34.547	+ 0.561	9:41:16.357
4	-	1:35.920	+ 1.934	9:34:55.215	9	1:33.986		9:42:50.343
5	-	1:35.618	+ 1.632	9:36:30.833				
99	Tim JOSLYN		Rover Mini					
1	-	1:44.827	+ 3.364	9:30:30.119	4	1:41.463		9:35:39.893
2	-	1:44.686	+ 3.223	9:32:14.805	5	1:43.171 P	+ 1.708	9:37:23.064
3	-	1:43.625	+ 2.162	9:33:58.430				

DUNLOP MINI MIGLIA CHAMPIONSHIP

QUALIFYING - CLASSIFICATION

POS	NO	CL	NAME	ENTRY	TIME	ON	LAPS	GAP	DIFF	MPH
1	20	MM	Endaf OWENS	Mini	1:29.717	6	6			94.53
2	3	MM	Kelly ROGERS	Vickers Mini	1:29.829	6	6	0.112	0.112	94.41
3	23	MM	Andrew HACK	Mini Miglia	1:29.966	3	6	0.249	0.137	94.27
4	6	MM	Colin PEACOCK	Mini Miglia	1:30.297	4	6	0.580	0.331	93.92
5	7	MM	Ralph SAUNDERS	Mini Miglia	1:31.164	4	6	1.447	0.867	93.03
6	5	MM	Mark SIMS	Mini Miglia	1:31.665	4	6	1.948	0.501	92.52
7	39	MM	Paul WOODBRIDGE	Mini Miglia	1:32.163	4	4	2.446	0.498	92.02
8	69	MM	Tony LE-MAY	Mini Miglia	1:32.256	4	6	2.539	0.093	91.93
9	98	MM	Mark SMITH	Mini Miglia	1:33.208	4	6	3.491	0.952	90.99
10	42	MM	Paul SIMMONDS	Mini Miglia	1:33.490	2	6	3.773	0.282	90.72
11	22	MM	Sarah MUNNS	Mini Miglia	1:34.008	4	4	4.291	0.518	90.22
12	18	MM	Philip DALE	Mini	1:34.209	3	6	4.492	0.201	90.02
13	10	MM	Phil LEE	Mini Miglia	1:34.564	2	6	4.847	0.355	89.69
14	13	MM	Phil HARVEY	Motley Mini	1:34.750	4	7	5.033	0.186	89.51
15	16	MM	Andrew WORSLEY	Mini Miglia	1:35.930	3	4	6.213	1.180	88.41
16	30	MM	Phil RUDGE	Mini Miglia		0	1			

Weather / Track : Raining / Damp

These results are provisional until the conclusion of any judicial and technical matters.

Thruxton
 Circuit Length = 2.3560 miles
 Start: 15:35 End: 15:49

Clerk of Course :	Timekeeper :
-------------------	--------------

DUNLOP MINI MIGLIA CHAMPIONSHIP QUALIFYING - LAP ANALYSIS

3	Kelly ROGERS		Vickers Mini				
1 -	1:39.208	+ 9.379	15:37:16.139	4	1:31.821	+ 1.992	15:41:48.604
2 -	1:30.300	+ 0.471	15:38:46.439	5	2:01.190	+ 31.361	15:43:49.794
3 -	1:30.344	+ 0.515	15:40:16.783	6	1:29.829		15:45:19.623
5	Mark SIMS		Mini Miglia				
1 -	1:48.999	+ 17.334	15:37:13.041	4	1:31.665		15:41:50.630
2 -	1:34.072	+ 2.407	15:38:47.113	5	1:49.064	+ 17.399	15:43:39.694
3 -	1:31.852	+ 0.187	15:40:18.965	6	1:37.408	+ 5.743	15:45:17.102
6	Colin PEACOCK		Mini Miglia				
1 -	1:35.629	+ 5.332	15:37:18.102	4	1:30.297		15:41:51.622
2 -	1:32.359	+ 2.062	15:38:50.461	5	1:32.035	+ 1.738	15:43:23.657
3 -	1:30.864	+ 0.567	15:40:21.325	6	1:46.090	+ 15.793	15:45:09.747
7	Ralph SAUNDERS		Mini Miglia				
1 -	1:34.704	+ 3.540	15:36:56.652	4	1:31.164		15:41:49.329
2 -	1:32.329	+ 1.165	15:38:28.981	5	1:37.313	+ 6.149	15:43:26.642
3 -	1:49.184	+ 18.020	15:40:18.165	6	1:33.338	+ 2.174	15:44:59.980
10	Phil LEE		Mini Miglia				
1 -	1:43.253	+ 8.689	15:37:03.938	4	1:34.687	+ 0.123	15:41:49.120
2 -	1:34.564		15:38:38.502	5	1:35.112	+ 0.548	15:43:24.232
3 -	1:35.931	+ 1.367	15:40:14.433	6	1:36.810	+ 2.246	15:45:01.042
13	Phil HARVEY		Motley Mini				
1 -	1:48.068	+ 13.318	15:37:17.424	5	1:36.965	+ 2.215	15:43:40.273
2 -	1:36.280	+ 1.530	15:38:53.704	6	1:42.323	+ 7.573	15:45:22.596
3 -	1:34.854	+ 0.104	15:40:28.558	7	1:55.020	+ 20.270	15:47:17.616
4 -	1:34.750		15:42:03.308				
16	Andrew WORSLEY		Mini Miglia				
1 -	1:46.256	+ 10.326	15:37:17.993	3	1:35.930		15:40:32.252
2 -	1:38.329	+ 2.399	15:38:56.322	4	1:36.344	+ 0.414	15:42:08.596
18	Philip DALE		Mini				
1 -	1:45.520	+ 11.311	15:37:15.908	4	1:36.153	+ 1.944	15:42:01.879
2 -	1:35.609	+ 1.400	15:38:51.517	5	1:36.705	+ 2.496	15:43:38.584
3 -	1:34.209		15:40:25.726	6	1:39.310	+ 5.101	15:45:17.894
20	Endaf OWENS		Mini				
1 -	1:35.190	+ 5.473	15:36:52.022	4	1:45.492	+ 15.775	15:41:37.856
2 -	1:30.361	+ 0.644	15:38:22.383	5	1:35.386	+ 5.669	15:43:13.242
3 -	1:29.981	+ 0.264	15:39:52.364	6	1:29.717		15:44:42.959
22	Sarah MUNNS		Mini Miglia				
1 -	1:43.157	+ 9.149	15:37:23.912	3	1:34.973	+ 0.965	15:40:35.935
2 -	1:37.050	+ 3.042	15:39:00.962	4	1:34.008		15:42:09.943
23	Andrew HACK		Mini Miglia				
1 -	1:48.300	+ 18.334	15:37:14.383	4	1:30.724	+ 0.758	15:41:48.233
2 -	1:33.160	+ 3.194	15:38:47.543	5	1:49.480	+ 19.514	15:43:37.713
3 -	1:29.966		15:40:17.509	6	1:38.194	+ 8.228	15:45:15.907
30	Phil RUDGE		Mini Miglia				
1 -	1:44.090	- 03:59:10.686	15:37:19.532				
39	Paul WOODBRIDGE		Mini Miglia				
1 -	1:47.089	+ 14.926	15:37:20.975	3	1:34.529	+ 2.366	15:40:36.591
2 -	1:41.087	+ 8.924	15:39:02.062	4	1:32.163		15:42:08.754

Thruxton
Circuit Length = 2.3560 miles
Start: 15:35 End: 15:49

Weather / Track : Raining / Damp


DUNLOP MINI MIGLIA CHAMPIONSHIP

QUALIFYING - LAP ANALYSIS

42	Paul SIMMONDS			Mini Miglia			
1 -	1:40.326	+ 6.836	15:37:19.537	4	1:34.335	+ 0.845	15:42:01.512
2 -	1:33.490		15:38:53.027	5	1:34.105	+ 0.615	15:43:35.617
3 -	1:34.150	+ 0.660	15:40:27.177	6	1:46.150	+ 12.660	15:45:21.767
69	Tony LE-MAY			Mini Miglia			
1 -	1:43.761	+ 11.505	15:37:11.801	4	1:32.256		15:41:52.525
2 -	1:35.793	+ 3.537	15:38:47.594	5	1:33.685	+ 1.429	15:43:26.210
3 -	1:32.675	+ 0.419	15:40:20.269	6	1:42.434	+ 10.178	15:45:08.644
98	Mark SMITH			Mini Miglia			
1 -	1:36.729	+ 3.521	15:36:56.601	4	1:33.208		15:41:36.691
2 -	1:33.487	+ 0.279	15:38:30.088	5	1:33.248	+ 0.040	15:43:09.939
3 -	1:33.395	+ 0.187	15:40:03.483	6	1:34.865	+ 1.657	15:44:44.804

DUNLOP MINI MIGLIA CHAAMPIONSHIP

RACE 12 - GRID

ROW 8	1:35.930 16 Andrew WORSLEY	30 Phil RUDGE
ROW 7	1:34.564 10 Phil LEE	1:34.750 13 Phil HARVEY
ROW 6	1:34.008 22 Sarah MUNNS	1:34.209 18 Philip DALE
ROW 5	1:33.208 98 Mark SMITH	1:33.490 42 Paul SIMMONDS
ROW 4	1:32.163 39 Paul WOODBRIDGE	1:32.256 69 Tony LE-MAY
ROW 3	1:31.164 7 Ralph SAUNDERS	1:31.665 5 Mark SIMS
ROW 2	1:29.966 23 Andrew HACK	1:30.297 6 Colin PEACOCK
ROW 1	1:29.717 20 Endaf OWENS	1:29.829 3 Kelly ROGERS
Pole		
		

Weather / Track : Cloudy / Dry

Thruxton
Circuit Length = 2.3560 miles

These results are provisional until the conclusion of any judicial and technical matters.

Clerk of Course :

Timekeeper :

DUNLOP MINI MIGLIA CHAAMPIONSHIP

RACE 12 - CLASSIFICATION

POS	NO	CL	NAME	ENTRY	LAPS	TIME	GAP	DIFF	MPH	BEST	ON
1	23	MM	Andrew HACK	Mini Miglia	14	21:22.139			92.61	1:29.980	14
2	3	MM	Kelly ROGERS	Vickers Mini	14	21:23.461	1.322	1.322	92.51	1:30.194	6
3	20	MM	Endaf OWENS	Mini	14	21:23.726	1.587	0.265	92.49	1:30.603	5
4	7	MM	Ralph SAUNDERS	Mini Miglia	14	21:38.950	16.811	15.224	91.41	1:30.952	6
5	69	MM	Tony LE-MAY	Mini Miglia	14	21:51.283	29.144	12.333	90.55	1:31.774	2
6	5	MM	Mark SIMS	Mini Miglia	14	21:52.019	29.880	0.736	90.50	1:32.569	3
	39		Paul WOODBRIDGE	Mini Miglia	14	21:52.019	29.880	0.000	90.50	1:31.522	7
8	18	MM	Philip DALE	Mini	14	21:52.135	29.996	0.116	90.49	1:31.705	3
9	22	MM	Sarah MUNNS	Mini Miglia	14	21:53.662	31.523	1.527	90.39	1:31.926	3
10	30	MM	Phil RUDGE	Mini Miglia	14	21:55.100	32.961	1.438	90.29	1:31.861	7
11	6	MM	Colin PEACOCK	Mini Miglia	14	22:01.559	39.420	6.459	89.84	1:30.365	6
12	13	MM	Phil HARVEY	Motley Mini	14	22:35.355	1:13.216	33.796	87.60	1:35.452	2
13	16	MM	Andrew WORSLEY	Mini Miglia	13	21:30.690	1 lap	1 lap	85.42	1:36.833	11
NOT CLASSIFIED											
DNF	42	MM	Paul SIMMONDS	Mini Miglia	11	17:25.053	3 laps	2 laps	89.27	1:32.585	2
DNF	98	MM	Mark SMITH	Mini Miglia	6	9:27.680	8 laps	5 laps	89.64	1:32.284	3
DNF	10	MM	Phil LEE	Mini Miglia	5	7:52.794	9 laps	1 lap	89.69	1:32.045	3
FASTEST LAP											
	23	MM	Andrew HACK	Mini Miglia	14	1:29.980			94.26 mph	151.69 kph	

Weather / Track : Cloudy / Dry

These results are provisional until the conclusion of any judicial and technical matters.

Thrupton
Circuit Length = 2.3560 miles
Start: 15:04 End: 15:27

Clerk of Course :		Timekeeper :
-------------------	--	--------------

**DUNLOP MINI MIGLIA CHAAMPIONSHIP
RACE 12 - LAP CHART**

Lap 1			Lap 2			Lap 3			Lap 4			Lap 5		
No	Behind	Laptime	No	Behind	Laptime	No	Behind	Laptime	No	Behind	Laptime	No	Behind	Laptime
20		1:35.875	20		1:31.568	3		1:30.557	3		1:31.064	20		1:30.603
23	0.429	1:35.106	3	0.984	1:31.915	20	0.171	1:31.712	20	0.167	1:31.060	3	1.228	1:31.998
3	0.637	1:36.513	7	1.096	1:31.653	6	0.753	1:30.932	6	0.599	1:30.910	23	1.449	1:31.202
7	1.011	1:35.029	23	1.292	1:32.431	23	1.060	1:31.309	23	1.017	1:31.021	6	1.589	1:31.760
6	1.822	1:37.496	6	1.362	1:31.108	7	1.316	1:31.761	7	1.506	1:31.254	7	2.039	1:31.303
5	2.226	1:35.893	5	3.277	1:32.619	5	4.305	1:32.569	5	6.955	1:33.714	69	10.096	1:32.818
42	3.609	1:36.587	42	4.626	1:32.585	42	5.751	1:32.666	42	7.906	1:33.219	5	10.678	1:34.493
98	4.291	1:36.923	69	4.835	1:31.774	69	5.876	1:32.582	69	8.048	1:33.236	42	11.188	1:34.052
39	4.404	1:37.851	98	5.339	1:32.616	98	6.082	1:32.284	30	8.361	1:33.176	30	11.305	1:33.714
69	4.629	1:37.991	30	5.617	1:32.030	30	6.249	1:32.173	98	9.274	1:34.256	10	11.621	1:33.112
30	5.155	1:36.732	39	5.917	1:33.081	39	6.408	1:32.032	10	9.279	1:32.958	98	12.478	1:33.974
10	5.682	1:37.604	10	6.881	1:32.767	10	7.385	1:32.045	39	9.657	1:34.313	39	12.835	1:33.948
18	5.803	1:37.968	18	7.470	1:33.235	18	7.634	1:31.705	18	9.976	1:33.406	18	13.316	1:34.110
22	6.504	1:38.830	22	7.664	1:32.728	22	8.049	1:31.926	22	10.169	1:33.184	22	13.557	1:34.158
13	8.519	1:40.377	13	12.403	1:35.452	13	16.921	1:36.059	13	22.287	1:36.430	13	27.989	1:36.472
16	10.205	1:41.691	16	17.834	1:39.197	16	25.519	1:39.226	16	33.066	1:38.611	16	40.774	1:38.478

**DUNLOP MINI MIGLIA CHAAMPIONSHIP
RACE 12 - LAP CHART**

Lap 6			Lap 7			Lap 8			Lap 9			Lap 10		
No	Behind	Laptime	No	Behind	Laptime	No	Behind	Laptime	No	Behind	Laptime	No	Behind	Laptime
20		1:30.993	3		1:31.225	3		1:31.607	20		1:31.046	3		1:31.526
3	0.429	1:30.194	23	0.820	1:31.877	20	0.236	1:30.673	3	0.174	1:31.456	20	0.492	1:32.192
23	0.597	1:30.141	20	1.170	1:32.824	23	0.727	1:31.514	23	0.411	1:30.966	23	0.608	1:31.897
6	0.961	1:30.365	6	1.507	1:32.200	6	0.784	1:30.884	7	2.836	1:32.683	7	4.274	1:33.138
7	1.998	1:30.952	7	2.079	1:31.735	7	1.435	1:30.963	69	18.230	1:33.056	30	20.343	1:33.281
5	12.689	1:33.004	69	13.739	1:32.486	39	15.256	1:32.035	30	18.762	1:33.384	69	20.854	1:34.324
69	12.907	1:33.804	5	14.240	1:33.205	5	15.616	1:32.983	5	19.431	1:35.097	5	20.945	1:33.214
30	14.476	1:34.164	30	14.683	1:31.861	69	16.456	1:34.324	39	20.068	1:36.094	39	21.103	1:32.735
39	14.960	1:33.118	39	14.828	1:31.522	30	16.660	1:33.584	18	21.260	1:34.414	18	21.876	1:32.316
98	15.514	1:34.029	18	17.228	1:32.856	18	18.128	1:32.507	22	21.996	1:34.489	22	22.598	1:32.302
22	15.870	1:33.306	22	17.359	1:33.143	22	18.789	1:33.037	42	29.938	1:35.932	42	32.138	1:33.900
18	16.026	1:33.703	42	22.488	1:34.907	42	25.288	1:34.407	6	33.971	2:04.469	6	34.508	1:32.237
42	19.235	1:39.040	13	38.458	1:36.412	13	43.315	1:36.464	13	48.187	1:36.154	13	52.353	1:35.866
13	33.700	1:36.704	16	57.235	1:40.477	16	1:04.690	1:39.062	16	1:11.468	1:38.060	16	1:17.237	1:37.469
16	48.412	1:38.631												

**DUNLOP MINI MIGLIA CHAAMPIONSHIP
RACE 12 - LAP CHART**

Lap 11			Lap 12			Lap 13			Lap 14		
No	Behind	Laptime	No	Behind	Laptime	No	Behind	Laptime	No	Behind	Laptime
20		1:30.947	3		1:30.946	23		1:30.867	23		1:29.980
3	0.316	1:31.755	23	0.182	1:30.790	3	0.338	1:31.387	3	1.322	1:30.964
23	0.654	1:31.485	20	0.505	1:31.767	20	0.626	1:31.170	20	1.587	1:30.941
7	6.631	1:33.796	7	9.143	1:33.774	7	12.186	1:34.092	16	1 LAP	1:39.737
69	21.719	1:32.304	69	23.517	1:33.060	69	25.869	1:33.401	7	16.811	1:34.605
30	22.246	1:33.342	5	23.869	1:32.761	5	26.271	1:33.451	69	29.144	1:33.255
5	22.370	1:32.864	39	24.343	1:32.819	39	26.607	1:33.313	39	29.880	1:33.253
39	22.786	1:33.122	18	24.448	1:32.544	18	26.859	1:33.460	5	29.880	1:33.589
18	23.166	1:32.729	22	24.995	1:32.769	30	27.573	1:32.919	18	29.996	1:33.117
22	23.488	1:32.329	30	25.703	1:34.719	22	28.273	1:34.327	22	31.523	1:33.230
6	35.175	1:32.106	6	36.124	1:32.211	6	36.930	1:31.855	30	32.961	1:35.368
42	35.205	1:34.506	13	1:01.958	1:36.582	13	1:06.949	1:36.040	6	39.420	1:32.470
13	56.638	1:35.724	16	1:29.843	1:38.474				13	1:13.216	1:36.247
16	1:22.631	1:36.833									

DUNLOP Radical Biduro Championship

PRACTICE - CLASSIFICATION

POS	NO	CL	NAME	ENTRY	TIME	ON	LAPS	GAP	DIFF	MPH
1	11	SR4	Nick ADCOCK	Radical SR4	1:16.634	12	13			110.67
2	50	SR4	Toby NEWTON	Radical SR4	1:16.729	15	18	0.095	0.095	110.53
3	96	SR4	Alex MORTIMER	Radical SR4	1:17.046	13	13	0.412	0.317	110.08
4	7	SR4	Simon PACKER	Radical SR4	1:17.171	16	17	0.537	0.125	109.90
5	46	SR4	Jeremy FERGUSON	Radical SR4	1:17.306	13	20	0.672	0.135	109.71
6	88	SR4	Terrence WOODWARD	Radical SR4	1:17.320	7	15	0.686	0.014	109.69
7	77	SR4	Robbie WATTS	Radical SR4	1:17.375	20	20	0.741	0.055	109.61
8	26	SR4	Andrew FERGUSON	Radical SR4	1:17.750	12	15	1.116	0.375	109.08
9	85	SR4	Ross ALLEN	Radical SR4	1:17.924	12	14	1.290	0.174	108.84
10	23	SR4	John HEWITT	Radical SR4	1:17.960	10	16	1.326	0.036	108.79
11	24	SR4	Paul STEELE	Radical SR4	1:18.361	19	19	1.727	0.401	108.23
12	8	SR4	Rob WHELDON	Radical SR4	1:18.916	3	3	2.282	0.555	107.47
13	27	SR4	Ian MOORE	Radical SR4	1:19.021	18	19	2.387	0.105	107.33
14	22	SR4	Ian SIMMONDS	Radical SR4	1:19.722	17	19	3.088	0.701	106.38

Weather / Track : Cloudy / Dry

These results are provisional until the conclusion of any judicial and technical matters.

Thrupton
 Circuit Length = 2.3560 miles
 Start: 09:54 End: 10:25

Clerk of Course :		Timekeeper :
-------------------	--	--------------

DUNLOP Radical Biduro Championship

PRACTICE - LAP ANALYSIS

7	Simon PACKER						Radical SR4	
1 -	1:26.577	+ 9.406	9:55:58.084	10	1:18.401	+ 1.230	10:12:05.784	
2 -	1:19.195	+ 2.024	9:57:17.279	11	1:18.886	+ 1.715	10:13:24.670	
3 -	1:18.612	+ 1.441	9:58:35.891	12	5:24.004 P	+ 4:06.833	10:18:48.674	
4 -	1:18.426	+ 1.255	9:59:54.317	13	1:23.766	+ 6.595	10:20:12.440	
5 -	5:32.960 P	+ 4:15.789	10:05:27.277	14	1:18.093	+ 0.922	10:21:30.533	
6 -	1:23.921	+ 6.750	10:06:51.198	15	1:17.905	+ 0.734	10:22:48.438	
7 -	1:19.149	+ 1.978	10:08:10.347	16	1:17.171		10:24:05.609	
8 -	1:18.586	+ 1.415	10:09:28.933	17	1:18.043	+ 0.872	10:25:23.652	
9 -	1:18.450	+ 1.279	10:10:47.383					
8	Rob WHELDON						Radical SR4	
1 -	1:26.481	+ 7.565	9:55:56.092	3	1:18.916		9:58:35.410	
2 -	1:20.402	+ 1.486	9:57:16.494					
11	Nick ADCOCK						Radical SR4	
1 -	1:26.804	+ 10.170	9:55:54.152	8	3:16.135 P	+ 1:59.501	10:10:18.815	
2 -	1:18.905	+ 2.271	9:57:13.057	9	1:16.330	+ -0.304	10:11:35.145	
3 -	1:16.792	+ 0.158	9:58:29.849	10	1:17.018	+ 0.384	10:12:52.163	
4 -	1:16.712	+ 0.078	9:59:46.561	11	1:16.792	+ 0.158	10:14:08.955	
5 -	4:40.535 P	+ 3:23.901	10:04:27.096	12	1:16.634		10:15:25.589	
6 -	1:18.111	+ 1.477	10:05:45.207	13	1:16.747	+ 0.113	10:16:42.336	
7 -	1:17.473	+ 0.839	10:07:02.680					
22	Ian SIMMONDS						Radical SR4	
1 -	1:40.343	+ 20.621	9:56:23.605	11	1:21.156	+ 1.434	10:11:41.289	
2 -	1:31.781	+ 12.059	9:57:55.386	12	1:20.590	+ 0.868	10:13:01.879	
3 -	1:27.920	+ 8.198	9:59:23.306	13	1:20.304	+ 0.582	10:14:22.183	
4 -	1:25.055	+ 5.333	10:00:48.361	14	1:21.828	+ 2.106	10:15:44.011	
5 -	2:33.406 P	+ 1:13.684	10:03:21.767	15	1:22.032	+ 2.310	10:17:06.043	
6 -	1:27.587	+ 7.865	10:04:49.354	16	1:19.757	+ 0.035	10:18:25.800	
7 -	1:23.270	+ 3.548	10:06:12.624	17	1:19.722		10:19:45.522	
8 -	1:22.892	+ 3.170	10:07:35.516	18	1:20.512	+ 0.790	10:21:06.034	
9 -	1:22.602	+ 2.880	10:08:58.118	19	1:20.752	+ 1.030	10:22:26.786	
10 -	1:22.015	+ 2.293	10:10:20.133					
23	John HEWITT						Radical SR4	
1 -	1:30.995	+ 13.035	9:56:09.611	9	1:19.083	+ 1.123	10:11:50.246	
2 -	1:22.859	+ 4.899	9:57:32.470	10	1:17.960		10:13:08.206	
3 -	1:20.093	+ 2.133	9:58:52.563	11	2:53.394 P	+ 1:35.434	10:16:01.600	
4 -	1:19.615	+ 1.655	10:00:12.178	12	1:18.531	+ 0.571	10:17:20.131	
5 -	3:26.568 P	+ 2:08.608	10:03:38.746	13	1:18.594	+ 0.634	10:18:38.725	
6 -	4:11.620 P	+ 2:53.660	10:07:50.366	14	1:18.167	+ 0.207	10:19:56.892	
7 -	1:21.189	+ 3.229	10:09:11.555	15	1:18.342	+ 0.382	10:21:15.234	
8 -	1:19.608	+ 1.648	10:10:31.163	16	1:18.820	+ 0.860	10:22:34.054	
24	Paul STEELE						Radical SR4	
1 -	1:41.850	+ 23.489	9:56:36.060	11	2:33.911 P	+ 1:15.550	10:12:01.795	
2 -	1:34.457	+ 16.096	9:58:10.517	12	1:24.349	+ 5.988	10:13:26.144	
3 -	1:31.122	+ 12.761	9:59:41.639	13	1:19.144	+ 0.783	10:14:45.288	
4 -	1:28.229	+ 9.868	10:01:09.868	14	1:20.339	+ 1.978	10:16:05.627	
5 -	1:26.142	+ 7.781	10:02:36.010	15	1:18.460	+ 0.099	10:17:24.087	
6 -	1:23.347	+ 4.986	10:03:59.357	16	1:19.421	+ 1.060	10:18:43.508	
7 -	1:22.281	+ 3.920	10:05:21.638	17	1:19.190	+ 0.829	10:20:02.698	
8 -	1:21.971	+ 3.610	10:06:43.609	18	1:18.832	+ 0.471	10:21:21.530	
9 -	1:21.046	+ 2.685	10:08:04.655	19	1:18.361		10:22:39.891	
10 -	1:23.229	+ 4.868	10:09:27.884					
26	Andrew FERGUSON						Radical SR4	
1 -	11:35.677 P	+ 10:17.927	10:06:22.220	9	1:20.275	+ 2.525	10:17:05.666	
2 -	1:27.246	+ 9.496	10:07:49.466	10	1:18.353	+ 0.603	10:18:24.019	
3 -	1:21.015	+ 3.265	10:09:10.481	11	1:18.017	+ 0.267	10:19:42.036	
4 -	1:19.194	+ 1.444	10:10:29.675	12	1:17.750		10:20:59.786	

Thruxton
Circuit Length = 2.3560 miles
Start: 09:54 End: 10:25

Weather / Track : Cloudy / Dry

DUNLOP Radical Biduro Championship

PRACTICE - LAP ANALYSIS

5 -	1:18.758	+ 1.008	10:11:48.433	13	1:18.260	+ 0.510	10:22:18.046
6 -	1:18.976	+ 1.226	10:13:07.409	14	1:18.545	+ 0.795	10:23:36.591
7 -	1:19.000	+ 1.250	10:14:26.409	15	1:18.719	+ 0.969	10:24:55.310
8 -	1:18.982	+ 1.232	10:15:45.391				
27	Ian MOORE			Radical SR4			
1 -	1:32.235	+ 13.214	9:56:06.514	11	1:20.018	+ 0.997	10:09:42.980
2 -	1:23.315	+ 4.294	9:57:29.829	12	1:21.133	+ 2.112	10:11:04.113
3 -	1:20.966	+ 1.945	9:58:50.795	13	1:21.221	+ 2.200	10:12:25.334
4 -	1:23.046	+ 4.025	10:00:13.841	14	1:20.451	+ 1.430	10:13:45.785
5 -	1:21.985	+ 2.964	10:01:35.826	15	1:19.451	+ 0.430	10:15:05.236
6 -	1:21.365	+ 2.344	10:02:57.191	16	1:19.607	+ 0.586	10:16:24.843
7 -	1:22.793	+ 3.772	10:04:19.984	17	1:19.386	+ 0.365	10:17:44.229
8 -	1:21.643	+ 2.622	10:05:41.627	18	1:19.021		10:19:03.250
9 -	1:20.332	+ 1.311	10:07:01.959	19	1:20.064	+ 1.043	10:20:23.314
10 -	1:21.003	+ 1.982	10:08:22.962				
46	Jeremy FERGUSON			Radical SR4			
1 -	1:32.274	+ 14.968	9:56:08.926	11	1:17.310	+ 0.004	10:09:16.996
2 -	1:22.709	+ 5.403	9:57:31.635	12	1:17.308	+ 0.002	10:10:34.304
3 -	1:19.658	+ 2.352	9:58:51.293	13	1:17.306		10:11:51.610
4 -	1:19.188	+ 1.882	10:00:10.481	14	1:17.653	+ 0.347	10:13:09.263
5 -	1:19.205	+ 1.899	10:01:29.686	15	1:18.124	+ 0.818	10:14:27.387
6 -	1:18.258	+ 0.952	10:02:47.944	16	4:49.431 P	+ 3:32.125	10:19:16.818
7 -	1:17.996	+ 0.690	10:04:05.940	17	1:25.823	+ 8.517	10:20:42.641
8 -	1:17.772	+ 0.466	10:05:23.712	18	1:17.794	+ 0.488	10:22:00.435
9 -	1:18.522	+ 1.216	10:06:42.234	19	1:17.800	+ 0.494	10:23:18.235
10 -	1:17.452	+ 0.146	10:07:59.686	20	1:19.154	+ 1.848	10:24:37.389
50	Toby NEWTON			Radical SR4			
1 -	1:26.865	+ 10.136	9:56:08.313	10	1:17.254	+ 0.525	10:12:01.007
2 -	1:21.439	+ 4.710	9:57:29.752	11	1:17.373	+ 0.644	10:13:18.380
3 -	1:18.769	+ 2.040	9:58:48.521	12	1:17.381	+ 0.652	10:14:35.761
4 -	3:11.914 P	+ 1:55.185	10:02:00.435	13	1:17.517	+ 0.788	10:15:53.278
5 -	1:17.781	+ 1.052	10:03:18.216	14	1:17.626	+ 0.897	10:17:10.904
6 -	1:18.427	+ 1.698	10:04:36.643	15	1:16.729		10:18:27.633
7 -	3:28.713 P	+ 2:11.984	10:08:05.356	16	3:25.712 P	+ 2:08.983	10:21:53.345
8 -	1:20.698	+ 3.969	10:09:26.054	17	1:18.516	+ 1.787	10:23:11.861
9 -	1:17.699	+ 0.970	10:10:43.753	18	1:17.934	+ 1.205	10:24:29.795
77	Robbie WATTS			Radical SR4			
1 -	1:30.313	+ 12.938	9:55:53.552	11	1:17.547	+ 0.172	10:09:05.123
2 -	1:22.278	+ 4.903	9:57:15.830	12	1:17.577	+ 0.202	10:10:22.700
3 -	1:20.379	+ 3.004	9:58:36.209	13	1:19.117	+ 1.742	10:11:41.817
4 -	1:19.787	+ 2.412	9:59:55.996	14	1:17.545	+ 0.170	10:12:59.362
5 -	1:19.378	+ 2.003	10:01:15.374	15	1:17.913	+ 0.538	10:14:17.275
6 -	1:19.032	+ 1.657	10:02:34.406	16	1:18.144	+ 0.769	10:15:35.419
7 -	1:18.462	+ 1.087	10:03:52.868	17	3:42.960 P	+ 2:25.585	10:19:18.379
8 -	1:18.634	+ 1.259	10:05:11.502	18	1:27.688	+ 10.313	10:20:46.067
9 -	1:18.107	+ 0.732	10:06:29.609	19	1:17.661	+ 0.286	10:22:03.728
10 -	1:17.967	+ 0.592	10:07:47.576	20	1:17.375		10:23:21.103
85	Ross ALLEN			Radical SR4			
1 -	1:37.820	+ 19.896	9:56:26.236	8	1:20.774	+ 2.850	10:06:10.276
2 -	1:28.041	+ 10.117	9:57:54.277	9	1:19.043	+ 1.119	10:07:29.319
3 -	1:25.798	+ 7.874	9:59:20.075	10	1:18.449	+ 0.525	10:08:47.768
4 -	1:23.730	+ 5.806	10:00:43.805	11	1:18.330	+ 0.406	10:10:06.098
5 -	1:21.695	+ 3.771	10:02:05.500	12	1:17.924		10:11:24.022
6 -	1:21.179	+ 3.255	10:03:26.679	13	1:18.030	+ 0.106	10:12:42.052
7 -	1:22.823	+ 4.899	10:04:49.502	14	1:28.363	+ 10.439	10:14:10.415
88	Terrence WOODWARD			Radical SR4			
1 -	1:32.024	+ 14.704	9:56:24.564	9	1:17.912	+ 0.592	10:08:27.494
2 -	1:21.742	+ 4.422	9:57:46.306	10	1:19.538	+ 2.218	10:09:47.032
3 -	1:20.735	+ 3.415	9:59:07.041	11	1:17.862	+ 0.542	10:11:04.894

Thruxton
Circuit Length = 2.3560 miles
Start: 09:54 End: 10:25

Weather / Track : Cloudy / Dry

DUNLOP Radical Biduro Championship

PRACTICE - LAP ANALYSIS

4 -	1:18.486	+ 1.166	10:00:25.527	12	1:19.129	+ 1.809	10:12:24.023
5 -	1:18.243	+ 0.923	10:01:43.770	13	1:18.053	+ 0.733	10:13:42.076
6 -	1:17.896	+ 0.576	10:03:01.666	14	6:51.070 P	+ 5:33.750	10:20:33.146
7 -	1:17.320		10:04:18.986	15	1:19.074	+ 1.754	10:21:52.220
8 -	2:50.596 P	+ 1:33.276	10:07:09.582				
96	Alex MORTIMER			Radical SR4			
1 -	1:28.785	+ 11.739	9:56:25.543	8	1:17.922	+ 0.876	10:16:51.020
2 -	1:21.302	+ 4.256	9:57:46.845	9	1:18.494	+ 1.448	10:18:09.514
3 -	1:19.228	+ 2.182	9:59:06.073	10	1:17.569	+ 0.523	10:19:27.083
4 -	1:18.983	+ 1.937	10:00:25.056	11	1:17.484	+ 0.438	10:20:44.567
5 -	1:17.916	+ 0.870	10:01:42.972	12	1:17.249	+ 0.203	10:22:01.816
6 -	12:30.436 P	+ 11:13.390	10:14:13.408	13	1:17.046		10:23:18.862
7 -	1:19.690	+ 2.644	10:15:33.098				

DUNLOP Radical Biduro Championship

QUALIFYING - CLASSIFICATION

POS	NO	CL	NAME	ENTRY	TIME	ON	LAPS	GAP	DIFF	MPH
1	50	SR4	Toby NEWTON	Radical SR4	1:19.642	2	4			106.49
2	11	SR4	Nick ADCOCK	Radical SR4	1:19.821	2	4	0.179	0.179	106.25
3	85	SR4	Ross ALLEN	Radical SR4	1:19.875	11	11	0.233	0.054	106.18
4	8	SR4	Rob WHELDON	Radical SR4	1:19.944	2	5	0.302	0.069	106.09
5	88	SR4	Terrence WOODWARD	Radical SR4	1:20.237	2	9	0.595	0.293	105.70
6	96	SR4	Alex MORTIMER	Radical SR4	1:20.356	11	11	0.714	0.119	105.54
7	46	SR4	Jeremy FERGUSON	Radical SR4	1:20.870	5	7	1.228	0.514	104.87
8	7	SR4	Simon PACKER	Radical SR4	1:20.997	3	7	1.355	0.127	104.71
9	77	SR4	Robbie WATTS	Radical SR4	1:21.371	5	11	1.729	0.374	104.23
10	26	SR4	Andrew FERGUSON	Radical SR4	1:21.748	5	11	2.106	0.377	103.75
11	23	SR4	John HEWITT	Radical SR4	1:22.341	3	5	2.699	0.593	103.00
12	27	SR4	Ian MOORE	Radical SR4	1:25.034	3	6	5.392	2.693	99.74
13	24	SR4	Paul STEELE	Radical SR4	1:27.341	2	10	7.699	2.307	97.10
14	22	SR4	Ian SIMMONDS	Radical SR4	1:28.624	4	6	8.982	1.283	95.70

Weather / Track : Cloudy / Dry

These results are provisional until the conclusion of any judicial and technical matters.

Thrupton
 Circuit Length = 2.3560 miles
 Start: 14:12 End: 14:28

Clerk of Course :		Timekeeper :
-------------------	--	--------------

DUNLOP Radical Biduro Championship

QUALIFYING - LAP ANALYSIS

7	Simon PACKER						Radical SR4	
1 -	1:28.966	+ 7.969	14:14:03.035	5	1:24.996	+ 3.999	14:19:31.997	
2 -	1:21.279	+ 0.282	14:15:24.314	6	4:55.919 P	+ 3:34.922	14:24:27.916	
3 -	1:20.997		14:16:45.311	7	1:29.531	+ 8.534	14:25:57.447	
4 -	1:21.690	+ 0.693	14:18:07.001					
8	Rob WHELDON						Radical SR4	
1 -	1:26.361	+ 6.417	14:13:42.948	4	1:22.482	+ 2.538	14:17:46.636	
2 -	1:19.944		14:15:02.892	5	5:43.777	+ 4:23.833	14:23:30.413	
3 -	1:21.262	+ 1.318	14:16:24.154					
11	Nick ADCOCK						Radical SR4	
1 -	1:24.798	+ 4.977	14:13:36.785	3	1:21.468	+ 1.647	14:16:18.074	
2 -	1:19.821		14:14:56.606	4	4:52.429	+ 3:32.608	14:21:10.503	
22	Ian SIMMONDS						Radical SR4	
1 -	1:34.003	+ 5.379	14:14:03.594	4	1:28.624		14:18:32.392	
2 -	1:29.065	+ 0.441	14:15:32.659	5	1:29.150	+ 0.526	14:20:01.542	
3 -	1:31.109	+ 2.485	14:17:03.768	6	1:30.833	+ 2.209	14:21:32.375	
23	John HEWITT						Radical SR4	
1 -	1:28.023	+ 5.682	14:14:03.732	4	1:23.355	+ 1.014	14:18:14.071	
2 -	1:24.643	+ 2.302	14:15:28.375	5	1:23.547	+ 1.206	14:19:37.618	
3 -	1:22.341		14:16:50.716					
24	Paul STEELE						Radical SR4	
1 -	1:27.311	+ -0.030	14:14:05.363	6	1:35.270	+ 7.929	14:21:41.380	
2 -	1:27.341		14:15:32.704	7	1:34.382	+ 7.041	14:23:15.762	
3 -	1:28.784	+ 1.443	14:17:01.488	8	1:35.253	+ 7.912	14:24:51.015	
4 -	1:32.586	+ 5.245	14:18:34.074	9	1:33.059	+ 5.718	14:26:44.074	
5 -	1:32.036	+ 4.695	14:20:06.110	10	1:31.686	+ 4.345	14:27:55.760	
26	Andrew FERGUSON						Radical SR4	
1 -	1:32.861	+ 11.113	14:14:01.380	7	1:28.091	+ 6.343	14:22:30.131	
2 -	1:29.163	+ 7.415	14:15:30.543	8	1:27.168	+ 5.420	14:23:57.299	
3 -	1:22.503	+ 0.755	14:16:53.046	9	1:23.935	+ 2.187	14:25:21.234	
4 -	1:22.329	+ 0.581	14:18:15.375	10	1:22.801	+ 1.053	14:26:44.035	
5 -	1:21.748		14:19:37.123	11	1:21.875	+ 0.127	14:28:05.910	
6 -	1:24.917	+ 3.169	14:21:02.040					
27	Ian MOORE						Radical SR4	
1 -	1:33.477	+ 8.443	14:14:14.302	4	1:27.139	+ 2.105	14:18:32.094	
2 -	1:25.619	+ 0.585	14:15:39.921	5	1:28.059	+ 3.025	14:20:00.153	
3 -	1:25.034		14:17:04.955	6	1:30.863	+ 5.829	14:21:31.016	
46	Jeremy FERGUSON						Radical SR4	
1 -	1:34.608	+ 13.738	14:13:57.778	5	1:20.870		14:19:26.613	
2 -	1:23.457	+ 2.587	14:15:21.235	6	1:23.269	+ 2.399	14:20:49.882	
3 -	1:21.997	+ 1.127	14:16:43.232	7	1:24.049	+ 3.179	14:22:13.931	
4 -	1:22.511	+ 1.641	14:18:05.743					
50	Toby NEWTON						Radical SR4	
1 -	1:25.319	+ 5.677	14:13:38.384	3	1:21.689	+ 2.047	14:16:19.715	
2 -	1:19.642		14:14:58.026	4	1:22.405	+ 2.763	14:17:42.120	
77	Robbie WATTS						Radical SR4	
1 -	1:31.500	+ 10.129	14:14:02.098	7	1:24.729	+ 3.358	14:22:29.272	
2 -	1:26.844	+ 5.473	14:15:28.942	8	1:25.409	+ 4.038	14:23:54.681	
3 -	1:24.755	+ 3.384	14:16:53.697	9	1:24.283	+ 2.912	14:25:18.964	
4 -	1:22.806	+ 1.435	14:18:16.503	10	1:22.749	+ 1.378	14:26:41.713	
5 -	1:21.371		14:19:37.874	11	1:21.408	+ 0.037	14:28:03.121	
6 -	1:26.669	+ 5.298	14:21:04.543					

Thruxton
Circuit Length = 2.3560 miles
Start: 14:12 End: 14:28

Weather / Track : Cloudy / Dry


DUNLOP Radical Biduro Championship

QUALIFYING - LAP ANALYSIS

85		Ross ALLEN		Radical SR4			
1 -	1:33.734	+ 13.859	14:13:59.399	7	1:31.600	+ 11.725	14:22:34.089
2 -	1:24.127	+ 4.252	14:15:23.526	8	1:26.524	+ 6.649	14:24:00.613
3 -	1:25.084	+ 5.209	14:16:48.610	9	1:22.822	+ 2.947	14:25:23.435
4 -	1:24.979	+ 5.104	14:18:13.589	10	1:20.727	+ 0.852	14:26:44.162
5 -	1:22.299	+ 2.424	14:19:35.888	11	1:19.875		14:28:04.037
6 -	1:26.601	+ 6.726	14:21:02.489				
88		Terrence WOODWARD		Radical SR4			
1 -	1:29.522	+ 9.285	14:14:02.198	6	4:50.635 P	+ 3:30.398	14:24:17.583
2 -	1:20.237		14:15:22.435	7	1:25.644	+ 5.407	14:25:43.227
3 -	1:22.020	+ 1.783	14:16:44.455	8	1:21.321	+ 1.084	14:27:04.548
4 -	1:22.145	+ 1.908	14:18:06.600	9	1:20.902	+ 0.665	14:28:25.450
5 -	1:20.348	+ 0.111	14:19:26.948				
96		Alex MORTIMER		Radical SR4			
1 -	1:34.977	+ 14.621	14:13:56.936	7	1:28.694	+ 8.338	14:22:43.141
2 -	1:23.952	+ 3.596	14:15:20.888	8	1:25.260	+ 4.904	14:24:08.401
3 -	1:34.729	+ 14.373	14:16:55.617	9	1:22.648	+ 2.292	14:25:31.049
4 -	1:28.060	+ 7.704	14:18:23.677	10	1:21.397	+ 1.041	14:26:52.446
5 -	1:24.189	+ 3.833	14:19:47.866	11	1:20.356		14:28:12.802
6 -	1:26.581	+ 6.225	14:21:14.447				

DUNLOP Radical Biduro Championship

RACE 3 (1st Race) - GRID

ROW 7	1:27.341 24 Paul STEELE	1:28.624 22 Ian SIMMONDS
ROW 6	1:22.341 23 John HEWITT	1:25.034 27 Ian MOORE
ROW 5	1:21.371 77 Robbie WATTS	1:21.748 26 Andrew FERGUSON
ROW 4	1:20.870 46 Jeremy FERGUSON	1:20.997 7 Simon PACKER
ROW 3	1:20.237 88 Terrence WOODWARD	1:20.356 96 Alex MORTIMER
ROW 2	1:19.875 85 Ross ALLEN	1:19.944 8 Rob WHELDON
ROW 1	1:19.642 50 Toby NEWTON	1:19.821 11 Nick ADCOCK
Pole		
		

Weather / Track : Cloudy / Dry


Thruxton
Circuit Length = 2.3560 miles

These results are provisional until the conclusion of any judicial and technical matters.

Clerk of Course :

Timekeeper :

DUNLOP Radical Biduro Championship
RACE 9 (2nd Race) - GRID

ROW 7	24 Paul STEELE	22 Ian SIMMONDS
ROW 6	23 John HEWITT	27 Ian MOORE
ROW 5	26 Andrew FERGUSON	46 Jeremy FERGUSON
ROW 4	11 Nick ADCOCK	50 Toby NEWTON
ROW 3	77 Robbie WATTS	96 Alex MORTIMER
ROW 2	8 Rob WHELDON	7 Simon PACKER
ROW 1	1:22.117 88 Terrence WOODWARD	85 Ross ALLEN
Pole		
		

Weather / Track : Cloudy / Dry

Thruxton
Circuit Length = 2.3560 miles

These results are provisional until the conclusion of any judicial and technical matters.

Clerk of Course :		Timekeeper :
-------------------	--	--------------

DUNLOP Radical Biduro Championship

RACE 3 (1st Race) - CLASSIFICATION

POS	NO	CL	NAME	ENTRY	LAPS	TIME	GAP	DIFF	MPH	BEST	ON
1	50	SR4	Toby NEWTON	Radical SR4	15	20:44.142			102.25	1:21.699	14
2	11	SR4	Nick ADCOCK	Radical SR4	15	20:46.157	2.015	2.015	102.09	1:21.652	12
3	8	SR4	Rob WHELDON	Radical SR4	15	20:58.334	14.192	12.177	101.10	1:22.174	15
4	88	SR4	Terrence WOODWARD	Radical SR4	15	21:01.828	17.686	3.494	100.82	1:22.117	15
5	46	SR4	Jeremy FERGUSON	Radical SR4	15	21:04.620	20.478	2.792	100.60	1:21.970	15
6	85	SR4	Ross ALLEN	Radical SR4	15	21:06.879	22.737	2.259	100.42	1:21.729	15
7	96	SR4	Alex MORTIMER	Radical SR4	15	21:12.602	28.460	5.723	99.97	1:22.822	9
8	7	SR4	Simon PACKER	Radical SR4	15	21:23.747	39.605	11.145	99.10	1:23.188	13
9	26	SR4	Andrew FERGUSON	Radical SR4	15	21:24.771	40.629	1.024	99.02	1:22.997	14
10	77	SR4	Robbie WATTS	Radical SR4	15	22:01.118	1:16.976	36.347	96.29	1:24.999	12
11	22	SR4	Ian SIMMONDS	Radical SR4	15	22:07.055	1:22.913	5.937	95.86	1:25.463	12
12	24	SR4	Paul STEELE	Radical SR4	15	22:08.176	1:24.034	1.121	95.78	1:25.519	14
13	23	SR4	John HEWITT	Radical SR4	15	22:12.063	1:27.921	3.887	95.50	1:25.363	11
14	27	SR4	Ian MOORE	Radical SR4	14	21:21.789	1 lap	1 lap	92.63	1:28.404	9

FASTEST LAP

11	SR4	Nick ADCOCK	Radical SR4	12	1:21.652	103.87 mph	167.16 kph
----	-----	--------------------	-------------	----	----------	------------	------------

Weather / Track : Cloudy / Dry

These results are provisional until the conclusion of any judicial and technical matters.

Thruxton
Circuit Length = 2.3560 miles
Start: 17:01 End: 17:23

Clerk of Course :

Timekeeper :

DUNLOP Radical Biduro Championship
RACE 3 (1st Race) - LAP CHART

Lap 1			Lap 2			Lap 3			Lap 4			Lap 5		
No	Behind	Laptime	No	Behind	Laptime	No	Behind	Laptime	No	Behind	Laptime	No	Behind	Laptime
50		1:30.444	50		1:24.099	50		1:23.251	50		1:22.536	50		1:22.727
11	0.764	1:31.208	11	0.780	1:24.115	11	0.747	1:23.218	11	1.513	1:23.302	11	1.501	1:22.715
8	1.094	1:31.538	8	1.992	1:24.997	8	2.692	1:23.951	8	4.135	1:23.979	8	4.745	1:23.337
88	2.080	1:30.049	88	4.128	1:26.147	88	5.563	1:24.686	88	6.848	1:23.821	88	7.511	1:23.390
96	2.764	1:30.511	96	4.544	1:25.879	96	6.485	1:25.192	96	8.160	1:24.211	96	9.214	1:23.781
46	4.092	1:31.527	46	6.289	1:26.296	46	7.801	1:24.763	46	9.835	1:24.570	46	11.142	1:24.034
85	5.524	1:35.968	85	7.562	1:26.137	85	9.738	1:25.427	85	11.879	1:24.677	85	12.577	1:23.425
7	6.718	1:34.079	7	10.073	1:27.454	7	14.026	1:27.204	7	17.737	1:26.247	7	20.765	1:25.755
26	8.488	1:35.241	26	12.610	1:28.221	26	16.995	1:27.636	26	20.750	1:26.291	26	22.817	1:24.794
77	10.180	1:37.145	77	15.828	1:29.747	77	21.928	1:29.351	77	27.682	1:28.290	77	33.053	1:28.098
22	10.485	1:36.736	22	16.548	1:30.162	22	23.390	1:30.093	22	30.371	1:29.517	22	37.090	1:29.446
24	11.963	1:38.196	24	20.502	1:32.638	24	27.156	1:29.905	24	33.713	1:29.093	24	40.358	1:29.372
27	14.458	1:40.384	23	22.354	1:31.803	23	28.145	1:29.042	23	35.260	1:29.651	23	41.175	1:28.642
23	14.650	1:40.995	27	24.426	1:34.067	27	33.480	1:32.305	27	42.558	1:31.614	27	51.141	1:31.310

DUNLOP Radical Biduro Championship
RACE 3 (1st Race) - LAP CHART

Lap 6			Lap 7			Lap 8			Lap 9			Lap 10		
No	Behind	Laptime	No	Behind	Laptime	No	Behind	Laptime	No	Behind	Laptime	No	Behind	Laptime
50		1:22.462	50		1:22.125	50		1:21.852	50		1:21.970	50		1:22.111
11	1.364	1:22.325	11	1.719	1:22.480	11	2.264	1:22.397	11	2.519	1:22.225	11	2.521	1:22.113
8	5.908	1:23.625	8	6.878	1:23.095	8	8.167	1:23.141	8	9.777	1:23.580	8	11.025	1:23.359
88	8.957	1:23.908	88	10.183	1:23.351	88	11.724	1:23.393	88	13.134	1:23.380	88	13.924	1:22.901
96	10.205	1:23.453	96	11.525	1:23.445	96	12.985	1:23.312	96	13.837	1:22.822	96	15.521	1:23.795
46	11.677	1:22.997	46	12.743	1:23.191	46	14.591	1:23.700	46	15.674	1:23.053	46	16.279	1:22.716
85	13.557	1:23.442	85	14.795	1:23.363	85	16.339	1:23.396	85	17.001	1:22.632	85	18.126	1:23.236
7	23.242	1:24.939	7	26.386	1:25.269	7	28.996	1:24.462	7	31.351	1:24.325	7	33.024	1:23.784
26	25.389	1:25.034	26	27.697	1:24.433	26	30.542	1:24.697	26	32.214	1:23.642	26	33.767	1:23.664
77	37.802	1:27.211	77	42.193	1:26.516	77	46.870	1:26.529	77	51.002	1:26.102	77	55.126	1:26.235
22	42.306	1:27.678	22	47.845	1:27.664	22	53.656	1:27.663	22	59.500	1:27.814	22	1:03.265	1:25.876
24	45.619	1:27.723	24	50.894	1:27.400	24	55.791	1:26.749	24	1:00.577	1:26.756	24	1:04.550	1:26.084
23	47.286	1:28.573	23	52.464	1:27.303	23	58.125	1:27.513	23	1:03.171	1:27.016	23	1:06.988	1:25.928
27	58.347	1:29.668	27	1:05.514	1:29.292	27	1:12.546	1:28.884	27	1:18.980	1:28.404			

DUNLOP Radical Biduro Championship
RACE 3 (1st Race) - LAP CHART

Lap 11			Lap 12			Lap 13			Lap 14			Lap 15		
No	Behind	Laptime	No	Behind	Laptime	No	Behind	Laptime	No	Behind	Laptime	No	Behind	Laptime
50		1:22.725	50		1:21.949	50		1:21.844	50		1:21.699	50		1:22.347
11	1.882	1:22.086	11	1.585	1:21.652	11	2.121	1:22.380	11	2.354	1:21.932	11	2.015	1:22.008
27	1 LAP	1:29.866	27	1 LAP	1:29.621	8	13.379	1:23.074	8	14.365	1:22.685	8	14.192	1:22.174
8	11.138	1:22.838	8	12.149	1:22.960	88	17.194	1:23.816	88	17.916	1:22.421	88	17.686	1:22.117
88	14.223	1:23.024	88	15.222	1:22.948	46	19.842	1:24.206	46	20.855	1:22.712	46	20.478	1:21.970
96	15.694	1:22.898	96	16.934	1:23.189	96	20.103	1:25.013	85	23.355	1:22.822	85	22.737	1:21.729
46	16.202	1:22.648	46	17.480	1:23.227	85	22.232	1:25.473	96	24.085	1:25.681	96	28.460	1:26.722
85	17.938	1:22.537	85	18.603	1:22.614	27	1 LAP	1:32.510	27	1 LAP	1:30.248	27	1 LAP	1:29.097
7	33.711	1:23.412	7	35.318	1:23.556	7	36.662	1:23.188	7	38.388	1:23.425	7	39.605	1:23.564
26	34.561	1:23.519	26	36.442	1:23.830	26	37.739	1:23.141	26	39.037	1:22.997	26	40.629	1:23.939
77	57.903	1:25.502	77	1:00.953	1:24.999	77	1:05.146	1:26.037	77	1:10.505	1:27.058	77	1:16.976	1:28.818
22	1:07.320	1:26.780	22	1:10.834	1:25.463	22	1:14.775	1:25.785	22	1:18.930	1:25.854	22	1:22.913	1:26.330
24	1:08.469	1:26.644	24	1:13.059	1:26.539	24	1:17.004	1:25.789	24	1:20.824	1:25.519	24	1:24.034	1:25.557
23	1:09.626	1:25.363	23	1:13.656	1:25.979	23	1:17.548	1:25.736	23	1:22.133	1:26.284	23	1:27.921	1:28.135

DUNLOP Radical Biduro Championship

RACE 9 (2nd Race) - CLASSIFICATION

POS	NO	CL	NAME	ENTRY	LAPS	TIME	GAP	DIFF	MPH	BEST	ON
1	85	SR4	Ross ALLEN	Radical SR4	15	19:38.901			107.91	1:17.534	3
2	88	SR4	Terrence WOODWARD	Radical SR4	15	19:49.137	10.236	10.236	106.98	1:18.163	9
3	96	SR4	Alex MORTIMER	Radical SR4	15	19:49.946	11.045	0.809	106.91	1:18.051	13
4	23	SR4	John HEWITT	Radical SR4	15	19:50.508	11.607	0.562	106.86	1:17.380	14
5	7	SR4	Simon PACKER	Radical SR4	15	19:51.206	12.305	0.698	106.80	1:17.713	5
6	11	SR4	Nick ADCOCK	Radical SR4	15	19:52.455	13.554	1.249	106.69	1:17.075	11
7	8	SR4	Rob WHELDON	Radical SR4	15	19:57.299	18.398	4.844	106.25	1:18.219	6
8	24	SR4	Paul STEELE	Radical SR4	15	19:57.607	18.706	0.308	106.23	1:17.669	9
9	77	SR4	Robbie WATTS	Radical SR4	15	19:58.134	19.233	0.527	106.18	1:17.334	10
10	22	SR4	Ian SIMMONDS	Radical SR4	15	20:29.150	50.249	31.016	103.50	1:20.470	6
11	27	SR4	Ian MOORE	Radical SR4	15	20:55.350	1:16.449	26.200	101.34	1:19.933	14
12	50	SR4	Toby NEWTON	Radical SR4	14	19:43.835	1 lap	1 lap	100.30	1:17.674	10
NOT CLASSIFIED											
DNF	26	SR4	Andrew FERGUSON	Radical SR4	0	03.243					0
DNF	46	SR4	Jeremy FERGUSON	Radical SR4	0	1:39.391					0
FASTEST LAP											
11	SR4	Nick ADCOCK	Radical SR4	11	1:17.075	110.04 mph	177.09 kph				

Weather / Track : Cloudy / Dry

These results are provisional until the conclusion of any judicial and technical matters.

Thruxton
Circuit Length = 2.3560 miles
Start: 13:09 End: 13:30

Clerk of Course :		Timekeeper :
-------------------	--	--------------

DUNLOP Radical Biduro Championship
RACE 9 (2nd Race) - LAP CHART

Lap 1			Lap 2			Lap 3			Lap 4			Lap 5		
No	Behind	Laptime	No	Behind	Laptime	No	Behind	Laptime	No	Behind	Laptime	No	Behind	Laptime
85		1:23.981	85		1:18.328	85		1:17.534	85		1:17.625	85		1:17.622
8	0.320	1:24.251	88	2.028	1:19.864	88	3.600	1:19.106	88	4.548	1:18.573	88	5.841	1:18.915
88	0.492	1:24.473	8	2.187	1:20.195	77	4.575	1:19.218	77	4.895	1:17.945	50	1 LAP	1:18.280
77	1.634	1:23.100	11	2.327	1:18.983	8	5.069	1:20.416	50	1 LAP	1:17.836	7	6.698	1:17.713
11	1.672	1:22.699	77	2.891	1:19.585	50	1 LAP	1:19.470	7	6.607	1:18.408	8	7.948	1:18.704
23	2.734	1:23.213	50	1 LAP	2:42.663	7	5.824	1:18.206	8	6.866	1:19.422	77	8.307	1:21.034
7	4.754	1:25.327	7	5.152	1:18.726	23	6.399	1:18.082	23	7.609	1:18.835	24	9.085	1:18.407
24	5.401	1:25.110	23	5.851	1:21.445	24	7.790	1:18.396	24	8.300	1:18.135	96	9.510	1:18.070
96	7.149	1:28.690	24	6.928	1:19.855	96	8.363	1:18.434	96	9.062	1:18.324	11	9.847	1:17.326
27	8.499	1:28.236	96	7.463	1:18.642	11	10.112	1:25.319	11	10.143	1:17.656	23	10.205	1:20.218
22	8.781	1:29.106	27	11.769	1:21.598	27	15.078	1:20.843	27	18.718	1:21.265	22	21.958	1:20.542
			22	12.161	1:21.708	22	15.499	1:20.872	22	19.038	1:21.164	27	22.587	1:21.491

DUNLOP Radical Biduro Championship
RACE 9 (2nd Race) - LAP CHART

Lap 6			Lap 7			Lap 8			Lap 9			Lap 10		
No	Behind	Laptime	No	Behind	Laptime	No	Behind	Laptime	No	Behind	Laptime	No	Behind	Laptime
85		1:17.609	85		1:17.537	85		1:17.871	85		1:17.840	85		1:18.129
88	7.510	1:19.278	50	1 LAP	1:18.261	50	1 LAP	1:18.436	50	1 LAP	1:17.911	50	1 LAP	1:17.746
50	1 LAP	1:19.445	88	9.382	1:19.409	88	10.015	1:18.504	88	10.338	1:18.163	7	11.319	1:18.282
7	8.407	1:19.318	7	9.691	1:18.821	7	10.559	1:18.739	7	11.166	1:18.447	88	11.547	1:19.338
8	8.558	1:18.219	8	10.249	1:19.228	8	11.158	1:18.780	8	12.578	1:19.260	8	13.825	1:19.376
77	8.976	1:18.278	77	10.729	1:19.290	96	12.915	1:18.681	96	13.542	1:18.467	96	14.061	1:18.648
11	9.515	1:17.277	24	11.125	1:18.686	23	13.518	1:18.537	23	13.968	1:18.290	23	14.419	1:18.580
24	9.976	1:18.500	96	12.105	1:19.060	77	15.195	1:22.337	77	15.579	1:18.224	77	14.784	1:17.334
96	10.582	1:18.681	23	12.852	1:19.304	24	16.358	1:23.104	24	16.187	1:17.669	24	16.397	1:18.339
23	11.085	1:18.489	11	20.062	1:28.084	11	20.122	1:17.931	11	19.454	1:17.172	11	18.566	1:17.241
22	24.819	1:20.470	22	28.030	1:20.748	22	32.206	1:22.047	22	35.053	1:20.687	22	37.972	1:21.048
27	25.664	1:20.686	27	29.116	1:20.989	27	32.833	1:21.588	27	35.921	1:20.928	27	38.748	1:20.956

DUNLOP Radical Biduro Championship
RACE 9 (2nd Race) - LAP CHART

Lap 11			Lap 12			Lap 13			Lap 14			Lap 15		
No	Behind	Laptime	No	Behind	Laptime	No	Behind	Laptime	No	Behind	Laptime	No	Behind	Laptime
85		1:17.558	85		1:17.745	85		1:18.343	85		1:18.526	85		1:22.612
50	1 LAP	1:17.674	50	1 LAP	1:18.522	50	1 LAP	1:18.256	50	1 LAP	1:18.485	50	1 LAP	1:17.747
88	13.085	1:19.096	88	13.724	1:18.384	88	13.910	1:18.529	88	14.136	1:18.752	88	10.236	1:18.712
7	13.895	1:20.134	7	14.769	1:18.619	7	15.176	1:18.750	96	15.477	1:18.393	96	11.045	1:18.180
96	15.334	1:18.831	96	15.902	1:18.313	96	15.610	1:18.051	23	15.825	1:17.380	23	11.607	1:18.394
8	16.614	1:20.347	23	17.466	1:18.346	23	16.971	1:17.848	7	16.204	1:19.554	7	12.305	1:18.713
23	16.865	1:20.004	8	19.020	1:20.151	11	20.228	1:18.565	11	18.900	1:17.198	11	13.554	1:17.266
77	17.062	1:19.836	11	20.006	1:19.668	8	20.723	1:20.046	8	21.831	1:19.634	8	18.398	1:19.179
24	17.388	1:18.549	24	20.232	1:20.589	24	21.031	1:19.142	24	22.212	1:19.707	24	18.706	1:19.106
11	18.083	1:17.075	77	20.441	1:21.124	77	21.487	1:19.389	77	22.827	1:19.866	77	19.233	1:19.018
22	41.078	1:20.664	22	45.032	1:21.699	22	47.943	1:21.254	22	51.349	1:21.932	22	50.249	1:21.512
27	43.315	1:22.125	27	47.092	1:21.522	27	1:04.297	1:35.548	27	1:05.704	1:19.933	27	1:16.449	1:33.357

MINI CHALLENGE

PRACTICE - CLASSIFICATION

POS	NO	CL	NAME	ENTRY	TIME	ON	LAPS	GAP	DIFF	MPH
1	7	S	Arthur FORSTER	Mini Cooper	1:29.711	4	7			94.54
2	15	S	Carl BRADLEY	Mini Cooper	1:29.870	3	6	0.159	0.159	94.37
3	51	S	Gavin BRISTOW	Mini Cooper	1:30.227	6	10	0.516	0.357	94.00
4	11	S	Lee PATTISON	Mini Cooper S	1:30.248	6	6	0.537	0.021	93.98
5	2	S	Peter BUDD	Mini Cooper S	1:30.585	5	9	0.874	0.337	93.63
6	17	S	Steve TYOSLEY	Mini Cooper S	1:30.638	4	7	0.927	0.053	93.57
7	19	S	Andy BEEVER	Mini Cooper S	1:30.691	9	9	0.980	0.053	93.52
8	8	S	Pedro del CAMPO	Mini Cooper S	1:30.737	9	9	1.026	0.046	93.47
9	14	S	Shaun KING	Mini Cooper S	1:30.793	9	10	1.082	0.056	93.41
10	77	S	Jason GREATREX	Mini Cooper S	1:31.019	9	9	1.308	0.226	93.18
11	70	S	Oli MORTIMER	Mini Cooper S	1:31.086	7	10	1.375	0.067	93.11
12	12	S	Jack STANFORD	Mini Cooper S	1:31.338	10	10	1.627	0.252	92.85
13	44	S	Allen JACKSON	Mini Cooper	1:31.392	4	8	1.681	0.054	92.80
14	69	S	Garry MEIKLE	Mini Cooper S	1:31.712	7	9	2.001	0.320	92.48
15	4	S	Stewart LINES	Mini Cooper S	1:31.736	10	10	2.025	0.024	92.45
16	6	S	Jake PACKUN	Mini Cooper S	1:31.853	5	6	2.142	0.117	92.33
17	40	S	Mark CAMPBELL	Mini Cooper	1:32.823	9	9	3.112	0.970	91.37
18	9	S	Michael JONES	Mini Cooper S	1:35.213	7	7	5.502	2.390	89.07
19	31	CL	Keith ISSATT	Mini Cooper	1:35.835	8	8	6.124	0.622	88.50
20	74	CL	Gary KOUNNIS	Mini Cooper	1:36.053	7	9	6.342	0.218	88.30
21	21	CL	Jenny RYAN	Mini Cooper	1:36.384	7	9	6.673	0.331	87.99
22	20	CL	Graham PARSONS	Mini Cooper	1:36.826	5	9	7.115	0.442	87.59
23	23	CL	Amanda JOHNSON	Mini Cooper	1:37.569	6	6	7.858	0.743	86.92
24	13	CL	Nik ROCHEZ	Mini Cooper	1:38.174	8	9	8.463	0.605	86.39
25	27	CL	Nick JONES	Mini Cooper	1:38.193	6	7	8.482	0.019	86.37
26	33	CL	John BATES	Mini Cooper	1:38.277	4	9	8.566	0.084	86.30
27	18	CL	Sarah PARSONS	Mini Cooper	1:38.488	5	7	8.777	0.211	86.11
28	29	CL	Andrew COX	Mini Cooper	1:39.880	3	3	10.169	1.392	84.91
29	42	CL	Dawn BOYD	Mini Cooper	1:40.533	8	8	10.822	0.653	84.36
30	35	CL	Josh WADDINGTON	Mini Cooper	1:40.935	9	9	11.224	0.402	84.02
31	95	CL	Andrew LANGDELL	Mini Cooper	1:41.205	4	6	11.494	0.270	83.80
32	10	CL	Michelle NIXON	Mini Cooper	1:41.842	6	8	12.131	0.637	83.28
33	25	CL	Laura WADDINGTON	Mini Cooper	1:47.714	8	8	18.003	5.872	78.74

Cars 6 /11 / 15/ 17 & 30 - No Working Transponder

Weather / Track : Cloudy / Dry

These results are provisional until the conclusion of any judicial and technical matters.

Thruxton
Circuit Length = 2.3560 miles
Start: 10:30 End: 10:48

Clerk of Course :	Timekeeper :
-------------------	--------------

MINI CHALLENGE

PRACTICE - LAP ANALYSIS

1	Gareth NIXON		Mini Cooper				
2	Peter BUDD		Mini Cooper S				
1 -	1:52.074	+ 21.489	10:34:07.564	6	1:30.670	+ 0.085	10:41:46.817
2 -	1:33.910	+ 3.325	10:35:41.474	7	1:32.358	+ 1.773	10:43:19.175
3 -	1:32.431	+ 1.846	10:37:13.905	8	1:31.380	+ 0.795	10:44:50.555
4 -	1:31.657	+ 1.072	10:38:45.562	9	1:30.816	+ 0.231	10:46:21.371
5 -	1:30.585		10:40:16.147				
4	Stewart LINES		Mini Cooper S				
1 -	1:46.935	+ 15.199	10:32:51.661	6	1:32.911	+ 1.175	10:40:44.008
2 -	1:37.692	+ 5.956	10:34:29.353	7	1:32.009	+ 0.273	10:42:16.017
3 -	1:34.277	+ 2.541	10:36:03.630	8	1:31.866	+ 0.130	10:43:47.883
4 -	1:35.501	+ 3.765	10:37:39.131	9	1:34.312	+ 2.576	10:45:22.195
5 -	1:31.966	+ 0.230	10:39:11.097	10	1:31.736		10:46:53.931
6	Jake PACKUN		Mini Cooper S				
1 -	3:07.901	+ 1:36.048	10:37:13.150	4	1:32.082	+ 0.229	10:41:50.596
2 -	1:33.120	+ 1.267	10:38:46.270	5	1:31.853		10:43:22.449
3 -	1:32.244	+ 0.391	10:40:18.514	6	1:32.642	+ 0.789	10:44:55.091
7	Arthur FORSTER		Mini Cooper				
1 -	1:46.214	+ 16.503	10:34:07.219	5	1:30.589	+ 0.878	10:40:24.902
2 -	1:33.853	+ 4.142	10:35:41.072	6	1:31.871	+ 2.160	10:41:56.773
3 -	1:43.530	+ 13.819	10:37:24.602	7	1:32.132	+ 2.421	10:43:28.905
4 -	1:29.711		10:38:54.313				
8	Pedro del CAMPO		Mini Cooper S				
1 -	2:03.757	+ 33.020	10:34:06.794	6	1:31.262	+ 0.525	10:41:51.170
2 -	1:35.911	+ 5.174	10:35:42.705	7	1:39.180	+ 8.443	10:43:30.350
3 -	1:32.934	+ 2.197	10:37:15.639	8	1:32.114	+ 1.377	10:45:02.464
4 -	1:32.723	+ 1.986	10:38:48.362	9	1:30.737		10:46:33.201
5 -	1:31.546	+ 0.809	10:40:19.908				
9	Michael JONES		Mini Cooper S				
1 -	1:57.881	+ 22.668	10:35:17.333	5	1:37.496	+ 2.283	10:42:50.797
2 -	2:34.969 P	+ 59.756	10:37:52.302	6	1:38.135	+ 2.922	10:44:28.932
3 -	1:41.518	+ 6.305	10:39:33.820	7	1:35.213		10:46:04.145
4 -	1:39.481	+ 4.268	10:41:13.301				
10	Michelle NIXON		Mini Cooper				
1 -	1:59.930	+ 18.088	10:33:48.510	5	1:44.063	+ 2.221	10:42:00.304
2 -	1:58.264	+ 16.422	10:35:46.774	6	1:41.842		10:43:42.146
3 -	2:42.866 P	+ 1:01.024	10:38:29.640	7	1:49.723	+ 7.881	10:45:31.869
4 -	1:46.601	+ 4.759	10:40:16.241	8	1:43.642	+ 1.800	10:47:15.511
11	Lee PATTISON		Mini Cooper S				
1 -	1:34.075	+ 3.827	10:37:07.158	4	1:31.674	+ 1.426	10:43:16.577
2 -	1:32.818	+ 2.570	10:38:39.976	5	1:31.232	+ 0.984	10:44:47.809
3 -	3:04.927	+ 1:34.679	10:41:44.903	6	1:30.248		10:46:18.057
12	Jack STANFORD		Mini Cooper S				
1 -	1:48.614	+ 17.276	10:32:50.288	6	1:32.188	+ 0.850	10:40:40.580
2 -	1:37.384	+ 6.046	10:34:27.672	7	1:31.381	+ 0.043	10:42:11.961
3 -	1:34.771	+ 3.433	10:36:02.443	8	1:31.660	+ 0.322	10:43:43.621
4 -	1:33.654	+ 2.316	10:37:36.097	9	1:31.601	+ 0.263	10:45:15.222
5 -	1:32.295	+ 0.957	10:39:08.392	10	1:31.338		10:46:46.560
13	Nik ROCHEZ		Mini Cooper				
1 -	2:00.861	+ 22.687	10:33:54.002	6	1:38.376	+ 0.202	10:42:26.576
2 -	1:45.633	+ 7.459	10:35:39.635	7	1:39.546	+ 1.372	10:44:06.122

Thruxton
Circuit Length = 2.3560 miles
Start: 10:30 End: 10:48

Weather / Track : Cloudy / Dry

MINI CHALLENGE

PRACTICE - LAP ANALYSIS

3 -	1:44.363	+ 6.189	10:37:23.998	8	1:38.174		10:45:44.296
4 -	1:42.947	+ 4.773	10:39:06.945	9	1:42.322	+ 4.148	10:47:26.618
5 -	1:41.255	+ 3.081	10:40:48.200				
14	Shaun KING		Mini Cooper S				
1 -	1:47.111	+ 16.318	10:33:12.224	6	1:31.997	+ 1.204	10:40:58.821
2 -	1:35.622	+ 4.829	10:34:47.846	7	1:30.904	+ 0.111	10:42:29.725
3 -	1:32.077	+ 1.284	10:36:19.923	8	1:31.133	+ 0.340	10:44:00.858
4 -	1:33.506	+ 2.713	10:37:53.429	9	1:30.793		10:45:31.651
5 -	1:33.395	+ 2.602	10:39:26.824	10	1:31.863	+ 1.070	10:47:03.514
15	Carl BRADLEY		Mini Cooper				
1 -	1:32.738	+ 2.868	10:36:06.801	4	2:59.680	+ 1:29.810	10:42:07.091
2 -	1:30.740	+ 0.870	10:37:37.541	5	3:01.226	+ 1:31.356	10:45:08.317
3 -	1:29.870		10:39:07.411	6	1:29.932	+ 0.062	10:46:38.249
17	Steve TYOSLEY		Mini Cooper S				
1 -	1:37.109	+ 6.471	10:35:40.215	5	1:31.991	+ 1.353	10:41:50.079
2 -	1:34.560	+ 3.922	10:37:14.775	6	3:04.621	+ 1:33.983	10:44:54.700
3 -	1:32.675	+ 2.037	10:38:47.450	7	1:31.535	+ 0.897	10:46:26.235
4 -	1:30.638		10:40:18.088				
18	Sarah PARSONS		Mini Cooper				
1 -	1:56.771	+ 18.283	10:36:07.588	5	1:38.488		10:42:59.723
2 -	1:46.477	+ 7.989	10:37:54.065	6	1:39.569	+ 1.081	10:44:39.292
3 -	1:47.303	+ 8.815	10:39:41.368	7	1:39.196	+ 0.708	10:46:18.488
4 -	1:39.867	+ 1.379	10:41:21.235				
19	Andy BEEVER		Mini Cooper S				
1 -	1:50.118	+ 19.427	10:33:56.926	6	1:33.851	+ 3.160	10:41:45.761
2 -	1:35.439	+ 4.748	10:35:32.365	7	1:31.555	+ 0.864	10:43:17.316
3 -	1:34.168	+ 3.477	10:37:06.533	8	1:30.802	+ 0.111	10:44:48.118
4 -	1:33.004	+ 2.313	10:38:39.537	9	1:30.691		10:46:18.809
5 -	1:32.373	+ 1.682	10:40:11.910				
20	Graham PARSONS		Mini Cooper				
1 -	1:43.861	+ 7.035	10:32:53.830	6	1:37.181	+ 0.355	10:42:08.806
2 -	2:42.811 P	+ 1:05.985	10:35:36.641	7	1:39.240	+ 2.414	10:43:48.046
3 -	1:40.325	+ 3.499	10:37:16.966	8	1:42.422	+ 5.596	10:45:30.468
4 -	1:37.833	+ 1.007	10:38:54.799	9	1:37.833	+ 1.007	10:47:08.301
5 -	1:36.826		10:40:31.625				
21	Jenny RYAN		Mini Cooper				
1 -	1:52.730	+ 16.346	10:33:07.354	6	1:36.396	+ 0.012	10:41:16.347
2 -	1:41.602	+ 5.218	10:34:48.956	7	1:36.384		10:42:52.731
3 -	1:36.577	+ 0.193	10:36:25.533	8	1:37.128	+ 0.744	10:44:29.859
4 -	1:36.524	+ 0.140	10:38:02.057	9	1:38.092	+ 1.708	10:46:07.951
5 -	1:37.894	+ 1.510	10:39:39.951				
23	Amanda JOHNSON		Mini Cooper				
1 -	1:43.696	+ 6.127	10:36:53.483	4	1:37.870	+ 0.301	10:42:42.931
2 -	1:42.293	+ 4.724	10:38:35.776	5	1:38.002	+ 0.433	10:44:20.933
3 -	2:29.285 P	+ 51.716	10:41:05.061	6	1:37.569		10:45:58.502
25	Laura WADDINGTON		Mini Cooper				
1 -	2:02.040	+ 14.326	10:33:57.775	5	1:53.369	+ 5.655	10:41:40.312
2 -	1:57.599	+ 9.885	10:35:55.374	6	2:00.290	+ 12.576	10:43:40.602
3 -	1:56.026	+ 8.312	10:37:51.400	7	1:48.958	+ 1.244	10:45:29.560
4 -	1:55.543	+ 7.829	10:39:46.943	8	1:47.714		10:47:17.274
27	Nick JONES		Mini Cooper				
1 -	1:46.581	+ 8.388	10:36:00.310	5	1:38.558	+ 0.365	10:42:41.714
2 -	1:43.386	+ 5.193	10:37:43.696	6	1:38.193		10:44:19.907
3 -	1:39.606	+ 1.413	10:39:23.302	7	1:39.297	+ 1.104	10:45:59.204

Thrupton
 Circuit Length = 2.3560 miles
 Start: 10:30 End: 10:48

Weather / Track : Cloudy / Dry

MINI CHALLENGE

PRACTICE - LAP ANALYSIS

4	-	1:39.854	+ 1.661	10:41:03.156				
29	Andrew COX			Mini Cooper				
1	-	1:52.727	+ 12.847	10:33:08.905	3	1:39.880	10:36:35.217	
2	-	1:46.432	+ 6.552	10:34:55.337				
31	Keith ISSATT			Mini Cooper				
1	-	1:49.680	+ 13.845	10:34:42.460	5	1:36.185	+ 0.350	10:41:20.086
2	-	1:39.323	+ 3.488	10:36:21.783	6	1:36.624	+ 0.789	10:42:56.710
3	-	1:36.831	+ 0.996	10:37:58.614	7	1:36.083	+ 0.248	10:44:32.793
4	-	1:45.287	+ 9.452	10:39:43.901	8	1:35.835		10:46:08.628
33	John BATES			Mini Cooper				
1	-	1:48.661	+ 10.384	10:33:11.407	6	1:40.081	+ 1.804	10:41:27.684
2	-	1:40.526	+ 2.249	10:34:51.933	7	1:44.226	+ 5.949	10:43:11.910
3	-	1:38.897	+ 0.620	10:36:30.830	8	1:38.305	+ 0.028	10:44:50.215
4	-	1:38.277		10:38:09.107	9	1:38.943	+ 0.666	10:46:29.158
5	-	1:38.496	+ 0.219	10:39:47.603				
35	Josh WADDINGTON			Mini Cooper				
1	-	1:57.982	+ 17.047	10:33:23.770	6	1:50.434	+ 9.499	10:42:21.290
2	-	1:48.422	+ 7.487	10:35:12.192	7	1:43.081	+ 2.146	10:44:04.371
3	-	1:42.953	+ 2.018	10:36:55.145	8	1:46.206	+ 5.271	10:45:50.577
4	-	1:48.688	+ 7.753	10:38:43.833	9	1:40.935		10:47:31.512
5	-	1:47.023	+ 6.088	10:40:30.856				
40	Mark CAMPBELL			Mini Cooper				
1	-	1:51.303	+ 18.480	10:33:43.001	6	1:34.709	+ 1.886	10:41:45.645
2	-	1:39.890	+ 7.067	10:35:22.891	7	1:35.328	+ 2.505	10:43:20.973
3	-	1:37.387	+ 4.564	10:37:00.278	8	1:34.523	+ 1.700	10:44:55.496
4	-	1:35.565	+ 2.742	10:38:35.843	9	1:32.823		10:46:28.319
5	-	1:35.093	+ 2.270	10:40:10.936				
42	Dawn BOYD			Mini Cooper				
1	-	1:55.228	+ 14.695	10:35:25.372	5	1:43.907	+ 3.374	10:42:24.063
2	-	1:46.996	+ 6.463	10:37:12.368	6	1:41.973	+ 1.440	10:44:06.036
3	-	1:44.422	+ 3.889	10:38:56.790	7	1:42.985	+ 2.452	10:45:49.021
4	-	1:43.366	+ 2.833	10:40:40.156	8	1:40.533		10:47:29.554
44	Allen JACKSON			Mini Cooper				
1	-	1:53.008	+ 21.616	10:34:43.999	5	1:31.817	+ 0.425	10:40:57.668
2	-	1:37.616	+ 6.224	10:36:21.615	6	3:06.769 P	+ 1:35.377	10:44:04.437
3	-	1:32.844	+ 1.452	10:37:54.459	7	1:37.350	+ 5.958	10:45:41.787
4	-	1:31.392		10:39:25.851	8	1:32.020	+ 0.628	10:47:13.807
51	Gavin BRISTOW			Mini Cooper				
1	-	1:45.656	+ 15.429	10:32:53.979	6	1:30.227		10:40:36.762
2	-	1:35.685	+ 5.458	10:34:29.664	7	1:30.797	+ 0.570	10:42:07.559
3	-	1:33.365	+ 3.138	10:36:03.029	8	1:30.964	+ 0.737	10:43:38.523
4	-	1:32.652	+ 2.425	10:37:35.681	9	1:30.259	+ 0.032	10:45:08.782
5	-	1:30.854	+ 0.627	10:39:06.535	10	1:30.353	+ 0.126	10:46:39.135
69	Garry MEIKLE			Mini Cooper S				
1	-	1:45.460	+ 13.748	10:32:52.304	6	1:33.569	+ 1.857	10:40:45.422
2	-	1:38.036	+ 6.324	10:34:30.340	7	1:31.712		10:42:17.134
3	-	1:34.013	+ 2.301	10:36:04.353	8	1:31.938	+ 0.226	10:43:49.072
4	-	1:35.513	+ 3.801	10:37:39.866	9	1:35.157	+ 3.445	10:45:24.229
5	-	1:31.987	+ 0.275	10:39:11.853				
70	Oli MORTIMER			Mini Cooper S				
1	-	1:47.327	+ 16.241	10:32:50.594	6	1:31.349	+ 0.263	10:40:39.300
2	-	1:37.388	+ 6.302	10:34:27.982	7	1:31.086		10:42:10.386
3	-	1:34.080	+ 2.994	10:36:02.062	8	1:31.605	+ 0.519	10:43:41.991
4	-	1:33.759	+ 2.673	10:37:35.821	9	1:31.339	+ 0.253	10:45:13.330

Thruxton
 Circuit Length = 2.3560 miles
 Start: 10:30 End: 10:48

Weather / Track : Cloudy / Dry

**MINI CHALLENGE
PRACTICE - LAP ANALYSIS**

5 -	1:32.130	+ 1.044	10:39:07.951	10	1:31.284	+ 0.198	10:46:44.614
74	Gary KOUNNIS			Mini Cooper			
1 -	1:47.766	+ 11.713	10:33:09.722	6	1:36.386	+ 0.333	10:41:17.959
2 -	1:41.253	+ 5.200	10:34:50.975	7	1:36.053		10:42:54.012
3 -	1:36.736	+ 0.683	10:36:27.711	8	1:36.542	+ 0.489	10:44:30.554
4 -	1:36.619	+ 0.566	10:38:04.330	9	1:37.086	+ 1.033	10:46:07.640
5 -	1:37.243	+ 1.190	10:39:41.573				
77	Jason GREATREX			Mini Cooper S			
1 -	1:51.206	+ 20.187	10:33:41.808	6	1:31.741	+ 0.722	10:41:35.541
2 -	1:40.171	+ 9.152	10:35:21.979	7	1:31.937	+ 0.918	10:43:07.478
3 -	1:35.374	+ 4.355	10:36:57.353	8	1:31.707	+ 0.688	10:44:39.185
4 -	1:33.948	+ 2.929	10:38:31.301	9	1:31.019		10:46:10.204
5 -	1:32.499	+ 1.480	10:40:03.800				
95	Andrew LANGDELL			Mini Cooper			
1 -	1:50.379	+ 9.174	10:33:14.249	4	1:41.205		10:38:22.235
2 -	1:44.113	+ 2.908	10:34:58.362	5	1:44.902	+ 3.697	10:40:07.137
3 -	1:42.668	+ 1.463	10:36:41.030	6	1:46.092	+ 4.887	10:41:53.229

MINI CHALLENGE

QUALIFYING - CLASSIFICATION

POS	NO	CL	NAME	ENTRY	TIME	ON	LAPS	GAP	DIFF	MPH
1	24	S	James BLYTH	Mini Cooper S	1:28.763	7	8			95.55
2	51	S	Gavin BRISTOW	Mini Cooper S	1:28.807	10	10	0.044	0.044	95.50
3	11	S	Lee PATTISON	Mini Cooper S	1:29.099	8	9	0.336	0.292	95.19
4	2	S	Peter BUDD	Mini Cooper S	1:29.269	8	9	0.506	0.170	95.01
5	15	S	Carl BRADLEY	Mini Cooper	1:29.362	5	9	0.599	0.093	94.91
6	7	S	Arthur FORSTER	Mini Cooper	1:29.478	6	9	0.715	0.116	94.78
7	30	S	Martin DEPPEP	Mini Cooper S	1:29.568	4	9	0.805	0.090	94.69
8	77	S	Jason GREATREX	Mini Cooper S	1:29.961	6	10	1.198	0.393	94.28
9	44	S	Allen JACKSON	Mini Cooper S	1:29.970	9	9	1.207	0.009	94.27
10	19	S	Andy BEEVER	Mini Cooper S	1:30.014	5	10	1.251	0.044	94.22
11	70	S	Oli MORTIMER	Mini Cooper S	1:30.036	9	10	1.273	0.022	94.20
12	8	S	Pedro del CAMPO	Mini Cooper S	1:30.283	7	9	1.520	0.247	93.94
13	4	S	Stewart LINES	Mini Cooper S	1:30.327	8	10	1.564	0.044	93.89
14	14	S	Shaun KING	Mini Cooper S	1:30.459	10	10	1.696	0.132	93.76
15	6	S	Jake PACKUN	Mini Cooper S	1:30.712	7	10	1.949	0.253	93.49
16	17	S	Steve TYLDSLEY	Mini Cooper S	1:31.042	6	9	2.279	0.330	93.16
17	40	S	Matt CAMPBELL	Mini Cooper S	1:31.309	9	10	2.546	0.267	92.88
18	12	S	Jack STANFORD	Mini Cooper S	1:31.440	5	10	2.677	0.131	92.75
19	69	S	Gary MEIKLE	Mini Cooper S	1:31.698	8	10	2.935	0.258	92.49
20	9	S	Michael JONES	Mini Cooper S	1:34.673	8	9	5.910	2.975	89.58
21	21	CL	Jenny RYAN	Mini Cooper	1:35.879	9	9	7.116	1.206	88.46
22	23	CL	Alex MacDOWELL	Mini Cooper	1:35.900	7	9	7.137	0.021	88.44
23	20	CL	Graham PARSONS	Mini Cooper	1:36.162	8	9	7.399	0.262	88.20
24	74	CL	Gary KOUNNIS	Mini Cooper	1:36.221	9	9	7.458	0.059	88.14
25	31	CL	Keith ISSATT	Mini Cooper	1:36.337	7	9	7.574	0.116	88.04
26	13	CL	Nik ROCHEZ	Mini Cooper	1:36.413	7	9	7.650	0.076	87.97
27	27	CL	Nick JONES	Mini Cooper	1:36.508	7	9	7.745	0.095	87.88
28	33	CL	John BATES	Mini Cooper	1:36.989	5	9	8.226	0.481	87.44
29	29	CL	Andrew COX	Mini Cooper	1:37.556	3	9	8.793	0.567	86.94
30	95	CL	Andrew LANGDELL	Mini Cooper	1:38.115	6	9	9.352	0.559	86.44
31	42	CL	Dawn BOYD	Mini Cooper	1:38.149	6	9	9.386	0.034	86.41
32	18	CL	Sarah PARSONS	Mini Cooper	1:38.833	6	9	10.070	0.684	85.81
33	10	CL	Michelle NIXON	Mini Cooper	1:39.230	6	9	10.467	0.397	85.47
34	35	CL	Josh WADDINGTON	Mini Cooper	1:39.965	4	8	11.202	0.735	84.84
35	25	CL	Laura WADDINGTON	Mini Cooper	1:40.989	6	8	12.226	1.024	83.98

Weather / Track : Cloudy / Dry

These results are provisional until the conclusion of any judicial and technical matters.

Thruxton
Circuit Length = 2.3560 miles
Start: 14:33 End: 14:50

Clerk of Course :

Timekeeper :

MINI CHALLENGE

QUALIFYING - LAP ANALYSIS

1	Gareth NIXON		Mini Cooper				
2	Peter BUDD		Mini Cooper S				
1 -	1:55.949	+ 26.680	14:36:18.910	6	1:29.568	+ 0.299	14:43:54.250
2 -	1:35.071	+ 5.802	14:37:53.981	7	1:29.827	+ 0.558	14:45:24.077
3 -	1:30.395	+ 1.126	14:39:24.376	8	1:29.269		14:46:53.346
4 -	1:30.654	+ 1.385	14:40:55.030	9	1:29.517	+ 0.248	14:48:22.863
5 -	1:29.652	+ 0.383	14:42:24.682				
4	Stewart LINES		Mini Cooper S				
1 -	1:45.193	+ 14.866	14:36:01.266	6	1:31.160	+ 0.833	14:43:45.000
2 -	1:35.141	+ 4.814	14:37:36.407	7	1:30.504	+ 0.177	14:45:15.504
3 -	1:33.859	+ 3.532	14:39:10.266	8	1:30.327		14:46:45.831
4 -	1:31.933	+ 1.606	14:40:42.199	9	1:31.877	+ 1.550	14:48:17.708
5 -	1:31.641	+ 1.314	14:42:13.840	10	1:34.293	+ 3.966	14:49:52.001
6	Jake PACKUN		Mini Cooper S				
1 -	1:42.858	+ 12.146	14:35:12.981	6	1:30.818	+ 0.106	14:42:53.355
2 -	1:34.007	+ 3.295	14:36:46.988	7	1:30.712		14:44:24.067
3 -	1:32.169	+ 1.457	14:39:10.157	8	1:37.840	+ 7.128	14:46:01.907
4 -	1:32.028	+ 1.316	14:39:51.185	9	1:30.837	+ 0.125	14:47:32.744
5 -	1:31.352	+ 0.640	14:41:22.537	10	1:31.982	+ 1.270	14:49:04.726
7	Arthur FORSTER		Mini Cooper				
1 -	1:57.911	+ 28.433	14:36:18.187	6	1:29.478		14:44:01.029
2 -	1:35.205	+ 5.727	14:37:53.392	7	1:43.229	+ 13.751	14:45:44.258
3 -	1:30.647	+ 1.169	14:39:24.039	8	1:29.637	+ 0.159	14:47:13.895
4 -	1:37.557	+ 8.079	14:41:01.596	9	1:29.480	+ 0.002	14:48:43.375
5 -	1:29.955	+ 0.477	14:42:31.551				
8	Pedro del CAMPO		Mini Cooper S				
1 -	1:51.340	+ 21.057	14:36:05.758	6	1:35.662	+ 5.379	14:43:59.893
2 -	1:36.213	+ 5.930	14:37:41.971	7	1:30.283		14:45:30.176
3 -	1:35.579	+ 5.296	14:39:17.550	8	1:30.798	+ 0.515	14:47:00.974
4 -	1:31.056	+ 0.773	14:40:48.606	9	1:31.342	+ 1.059	14:48:32.316
5 -	1:35.625	+ 5.342	14:42:24.231				
9	Michael JONES		Mini Cooper S				
1 -	1:53.104	+ 18.431	14:35:54.433	6	1:37.363	+ 2.690	14:44:20.050
2 -	1:40.646	+ 5.973	14:37:35.079	7	1:35.262	+ 0.589	14:45:55.312
3 -	1:51.212	+ 16.539	14:39:26.291	8	1:34.673		14:47:29.985
4 -	1:38.593	+ 3.920	14:41:04.884	9	1:36.914	+ 2.241	14:49:06.899
5 -	1:37.803	+ 3.130	14:42:42.687				
10	Michelle NIXON		Mini Cooper				
1 -	1:55.897	+ 16.667	14:36:22.063	6	1:39.230		14:44:46.040
2 -	1:41.355	+ 2.125	14:38:03.418	7	1:40.080	+ 0.850	14:46:26.120
3 -	1:40.772	+ 1.542	14:39:44.190	8	1:40.074	+ 0.844	14:48:06.194
4 -	1:41.128	+ 1.898	14:41:25.318	9	1:41.269	+ 2.039	14:49:47.463
5 -	1:41.492	+ 2.262	14:43:06.810				
11	Lee PATTISON		Mini Cooper S				
1 -	1:43.394	+ 14.295	14:36:19.146	6	1:29.669	+ 0.570	14:43:54.806
2 -	1:35.038	+ 5.939	14:37:54.184	7	1:29.671	+ 0.572	14:45:24.477
3 -	1:30.510	+ 1.411	14:39:24.694	8	1:29.099		14:46:53.576
4 -	1:30.679	+ 1.580	14:40:55.373	9	1:30.728	+ 1.629	14:48:24.304
5 -	1:29.764	+ 0.665	14:42:25.137				
12	Jack STANFORD		Mini Cooper S				
1 -	1:44.730	+ 13.290	14:35:15.691	6	1:31.857	+ 0.417	14:43:12.493
2 -	1:34.058	+ 2.618	14:36:49.749	7	1:31.603	+ 0.163	14:44:44.096
3 -	1:32.829	+ 1.389	14:38:22.578	8	1:51.648	+ 20.208	14:46:35.744

Thruxton
 Circuit Length = 2.3560 miles
 Start: 14:33 End: 14:50

Weather / Track : Cloudy / Dry

MINI CHALLENGE

QUALIFYING - LAP ANALYSIS

4 -	1:46.618	+ 15.178	14:40:09.196	9	1:43.703	+ 12.263	14:48:19.447
5 -	1:31.440		14:41:40.636	10	1:33.620	+ 2.180	14:49:53.067
13	Nik ROCHEZ				Mini Cooper		
1 -	1:52.964	+ 16.551	14:36:33.030	6	1:36.673	+ 0.260	14:44:49.111
2 -	1:43.723	+ 7.310	14:38:16.753	7	1:36.413		14:46:25.524
3 -	1:39.753	+ 3.340	14:39:56.506	8	1:37.063	+ 0.650	14:48:02.587
4 -	1:37.866	+ 1.453	14:41:34.372	9	1:37.604	+ 1.191	14:49:40.191
5 -	1:38.066	+ 1.653	14:43:12.438				
14	Shaun KING				Mini Cooper S		
1 -	1:42.677	+ 12.218	14:35:22.005	6	1:34.937	+ 4.478	14:43:13.268
2 -	1:35.700	+ 5.241	14:36:57.705	7	1:33.372	+ 2.913	14:44:46.640
3 -	1:32.404	+ 1.945	14:38:30.109	8	1:31.638	+ 1.179	14:46:18.278
4 -	1:31.342	+ 0.883	14:40:01.451	9	1:30.644	+ 0.185	14:47:48.922
5 -	1:36.880	+ 6.421	14:41:38.331	10	1:30.459		14:49:19.381
15	Carl BRADLEY				Mini Cooper		
1 -	1:43.958	+ 14.596	14:35:52.389	6	1:29.418	+ 0.056	14:43:26.969
2 -	1:33.366	+ 4.004	14:37:25.755	7	1:31.813	+ 2.451	14:44:58.782
3 -	1:32.873	+ 3.511	14:38:58.628	8	2:24.750 P	+ 55.388	14:47:23.532
4 -	1:29.561	+ 0.199	14:40:28.189	9	1:29.188	+ -0.174	14:48:52.720
5 -	1:29.362		14:41:57.551				
17	Steve TYLDSLEY				Mini Cooper S		
1 -	1:47.415	+ 16.373	14:35:53.572	6	1:31.042		14:43:35.678
2 -	1:35.145	+ 4.103	14:37:28.717	7	1:31.664	+ 0.622	14:45:07.342
3 -	1:32.870	+ 1.828	14:39:01.587	8	1:31.623	+ 0.581	14:46:38.965
4 -	1:31.983	+ 0.941	14:40:33.570	9	2:09.738	+ 38.696	14:48:48.703
5 -	1:31.066	+ 0.024	14:42:04.636				
18	Sarah PARSONS				Mini Cooper		
1 -	1:51.475	+ 12.642	14:36:35.423	6	1:38.833		14:44:55.967
2 -	1:42.402	+ 3.569	14:38:17.825	7	1:40.489	+ 1.656	14:46:36.456
3 -	1:41.033	+ 2.200	14:39:58.858	8	1:40.612	+ 1.779	14:48:17.068
4 -	1:39.096	+ 0.263	14:41:37.954	9	1:40.289	+ 1.456	14:49:57.357
5 -	1:39.180	+ 0.347	14:43:17.134				
19	Andy BEEVER				Mini Cooper S		
1 -	1:51.686	+ 21.672	14:35:51.954	6	1:30.156	+ 0.142	14:43:29.696
2 -	1:35.289	+ 5.275	14:37:27.243	7	1:30.817	+ 0.803	14:45:00.513
3 -	1:31.558	+ 1.544	14:38:58.801	8	1:33.447	+ 3.433	14:46:33.960
4 -	1:30.725	+ 0.711	14:40:29.526	9	1:31.642	+ 1.628	14:48:05.602
5 -	1:30.014		14:41:59.540	10	1:31.490	+ 1.476	14:49:37.092
20	Graham PARSONS				Mini Cooper		
1 -	1:50.090	+ 13.928	14:36:29.367	6	1:37.028	+ 0.866	14:44:48.393
2 -	1:40.942	+ 4.780	14:38:10.309	7	1:36.358	+ 0.196	14:46:24.751
3 -	1:37.172	+ 1.010	14:39:47.481	8	1:36.162		14:48:00.913
4 -	1:37.075	+ 0.913	14:41:24.556	9	1:36.419	+ 0.257	14:49:37.332
5 -	1:46.809	+ 10.647	14:43:11.365				
21	Jenny RYAN				Mini Cooper		
1 -	1:54.771	+ 18.892	14:36:26.729	6	1:36.968	+ 1.089	14:44:40.615
2 -	1:44.351	+ 8.472	14:38:11.080	7	1:36.543	+ 0.664	14:46:17.158
3 -	1:37.559	+ 1.680	14:39:48.639	8	1:36.594	+ 0.715	14:47:53.752
4 -	1:37.211	+ 1.332	14:41:25.850	9	1:35.879		14:49:29.631
5 -	1:37.797	+ 1.918	14:43:03.647				
23	Alex MacDOWELL				Mini Cooper		
1 -	1:52.418	+ 16.518	14:36:20.709	6	1:44.546	+ 8.646	14:44:36.095
2 -	1:38.832	+ 2.932	14:37:59.541	7	1:35.900		14:46:11.995
3 -	1:37.439	+ 1.539	14:39:36.980	8	1:35.936	+ 0.036	14:47:47.931
4 -	1:37.455	+ 1.555	14:41:14.435	9	1:38.004	+ 2.104	14:49:25.935

Thruxton
Circuit Length = 2.3560 miles
Start: 14:33 End: 14:50

Weather / Track : Cloudy / Dry

MINI CHALLENGE

QUALIFYING - LAP ANALYSIS

5 -	1:37.114	+ 1.214	14:42:51.549				
24	James BLYTH		Mini Cooper S				
1 -	1:40.260	+ 11.497	14:35:12.687	5	1:31.033	+ 2.270	14:41:20.776
2 -	1:33.851	+ 5.088	14:36:46.538	6	1:29.410	+ 0.647	14:42:50.186
3 -	1:31.909	+ 3.146	14:38:18.447	7	1:28.763		14:44:18.949
4 -	1:31.296	+ 2.533	14:39:49.743	8	1:30.423	+ 1.660	14:45:49.372
25	Laura WADDINGTON		Mini Cooper				
1 -	1:57.099	+ 16.110	14:36:24.092	5	1:41.524	+ 0.535	14:43:25.646
2 -	1:48.939	+ 7.950	14:38:13.031	6	1:40.989		14:45:06.635
3 -	1:46.992	+ 6.003	14:40:00.023	7	1:41.457	+ 0.468	14:46:48.092
4 -	1:44.099	+ 3.110	14:41:44.122	8	1:44.636	+ 3.647	14:48:32.728
27	Nick JONES		Mini Cooper				
1 -	1:48.114	+ 11.606	14:36:25.478	6	1:36.777	+ 0.269	14:44:34.133
2 -	1:38.807	+ 2.299	14:38:04.285	7	1:36.508		14:46:10.641
3 -	1:37.762	+ 1.254	14:39:42.047	8	1:36.704	+ 0.196	14:47:47.345
4 -	1:37.996	+ 1.488	14:41:20.043	9	1:41.016	+ 4.508	14:49:28.361
5 -	1:37.313	+ 0.805	14:42:57.356				
29	Andrew COX		Mini Cooper				
1 -	1:50.872	+ 13.316	14:36:29.459	6	1:38.268	+ 0.712	14:44:51.233
2 -	1:43.007	+ 5.451	14:38:12.466	7	1:41.559	+ 4.003	14:46:32.792
3 -	1:37.556		14:39:50.022	8	1:38.482	+ 0.926	14:48:11.274
4 -	1:38.503	+ 0.947	14:41:28.525	9	1:37.862	+ 0.306	14:49:49.136
5 -	1:44.440	+ 6.884	14:43:12.965				
30	Martin DEPPER		Mini Cooper S				
1 -	1:57.226	+ 27.658	14:36:18.629	6	1:33.546	+ 3.978	14:43:58.988
2 -	1:36.448	+ 6.880	14:37:55.077	7	1:30.079	+ 0.511	14:45:29.067
3 -	1:31.212	+ 1.644	14:39:26.289	8	1:29.752	+ 0.184	14:46:58.819
4 -	1:29.568		14:40:55.857	9	1:30.337	+ 0.769	14:48:29.156
5 -	1:29.585	+ 0.017	14:42:25.442				
31	Keith ISSATT		Mini Cooper				
1 -	1:52.478	+ 16.141	14:36:34.311	6	1:36.804	+ 0.467	14:45:00.889
2 -	1:41.461	+ 5.124	14:38:15.772	7	1:36.337		14:46:37.226
3 -	1:40.038	+ 3.701	14:39:55.810	8	1:43.387	+ 7.050	14:48:20.613
4 -	1:50.868	+ 14.531	14:41:46.678	9	1:37.357	+ 1.020	14:49:57.970
5 -	1:37.407	+ 1.070	14:43:24.085				
33	John BATES		Mini Cooper				
1 -	1:53.201	+ 16.212	14:36:28.258	6	1:38.055	+ 1.066	14:44:42.939
2 -	1:43.216	+ 6.227	14:38:11.474	7	1:37.370	+ 0.381	14:46:20.309
3 -	1:37.983	+ 0.994	14:39:49.457	8	1:37.054	+ 0.065	14:47:57.363
4 -	1:38.438	+ 1.449	14:41:27.895	9	1:39.487	+ 2.498	14:49:36.850
5 -	1:36.989		14:43:04.884				
35	Josh WADDINGTON		Mini Cooper				
1 -	2:04.348	+ 24.383	14:36:40.796	5	1:40.450	+ 0.485	14:43:33.831
2 -	1:48.429	+ 8.464	14:38:29.225	6	1:41.702	+ 1.737	14:45:15.533
3 -	1:44.191	+ 4.226	14:40:13.416	7	1:40.800	+ 0.835	14:46:56.333
4 -	1:39.965		14:41:53.381	8	1:41.084	+ 1.119	14:48:37.417
40	Matt CAMPBELL		Mini Cooper S				
1 -	1:51.257	+ 19.948	14:35:42.911	6	1:32.625	+ 1.316	14:43:39.762
2 -	1:42.529	+ 11.220	14:37:25.440	7	1:32.114	+ 0.805	14:45:11.876
3 -	1:36.501	+ 5.192	14:39:01.941	8	1:32.296	+ 0.987	14:46:44.172
4 -	1:32.618	+ 1.309	14:40:34.559	9	1:31.309		14:48:15.481
5 -	1:32.578	+ 1.269	14:42:07.137	10	1:31.595	+ 0.286	14:49:47.076
42	Dawn BOYD		Mini Cooper				
1 -	1:52.038	+ 13.889	14:36:36.910	6	1:38.149		14:44:56.788

Thruxton
 Circuit Length = 2.3560 miles
 Start: 14:33 End: 14:50

Weather / Track : Cloudy / Dry

MINI CHALLENGE

QUALIFYING - LAP ANALYSIS

2 -	1:42.152	+ 4.003	14:38:19.062	7	1:40.296	+ 2.147	14:46:37.084
3 -	1:41.738	+ 3.589	14:40:00.800	8	1:38.870	+ 0.721	14:48:15.954
4 -	1:39.288	+ 1.139	14:41:40.088	9	1:38.820	+ 0.671	14:49:54.774
5 -	1:38.551	+ 0.402	14:43:18.639				
44	Allen JACKSON			Mini Cooper S			
1 -	1:46.466	+ 16.496	14:35:36.512	6	1:30.649	+ 0.679	14:43:20.868
2 -	1:37.626	+ 7.656	14:37:14.138	7	2:25.988 P	+ 56.018	14:45:46.856
3 -	1:33.391	+ 3.421	14:38:47.529	8	1:29.571	+ -0.399	14:47:16.427
4 -	1:31.444	+ 1.474	14:40:18.973	9	1:29.970		14:48:46.397
5 -	1:31.246	+ 1.276	14:41:50.219				
51	Gavin BRISTOW			Mini Cooper S			
1 -	1:40.771	+ 11.964	14:35:17.969	6	1:30.448	+ 1.641	14:42:56.036
2 -	1:34.109	+ 5.302	14:36:52.078	7	1:30.076	+ 1.269	14:44:26.112
3 -	1:31.520	+ 2.713	14:38:23.598	8	1:29.803	+ 0.996	14:45:55.915
4 -	1:32.463	+ 3.656	14:39:56.061	9	1:29.449	+ 0.642	14:47:25.364
5 -	1:29.527	+ 0.720	14:41:25.588	10	1:28.807		14:48:54.171
69	Gary MEIKLE			Mini Cooper S			
1 -	1:40.929	+ 9.231	14:35:16.995	6	1:34.196	+ 2.498	14:43:08.419
2 -	1:34.667	+ 2.969	14:36:51.662	7	1:32.172	+ 0.474	14:44:40.591
3 -	1:32.854	+ 1.156	14:38:24.516	8	1:31.698		14:46:12.289
4 -	1:35.216	+ 3.518	14:39:59.732	9	1:31.705	+ 0.007	14:47:43.994
5 -	1:34.491	+ 2.793	14:41:34.223	10	1:31.784	+ 0.086	14:49:15.778
70	Oli MORTIMER			Mini Cooper S			
1 -	1:40.050	+ 10.014	14:35:14.455	6	1:30.777	+ 0.741	14:42:55.583
2 -	1:33.034	+ 2.998	14:36:47.489	7	1:32.822	+ 2.786	14:44:28.405
3 -	1:32.910	+ 2.874	14:38:20.399	8	1:30.568	+ 0.532	14:45:58.973
4 -	1:33.352	+ 3.316	14:39:53.751	9	1:30.036		14:47:29.009
5 -	1:31.055	+ 1.019	14:41:24.806	10	1:30.631	+ 0.595	14:48:59.640
74	Gary KOUNNIS			Mini Cooper			
1 -	1:52.583	+ 16.362	14:36:26.805	6	1:36.964	+ 0.743	14:44:38.243
2 -	1:43.270	+ 7.049	14:38:10.075	7	1:36.340	+ 0.119	14:46:14.583
3 -	1:37.053	+ 0.832	14:39:47.128	8	1:36.434	+ 0.213	14:47:51.017
4 -	1:36.978	+ 0.757	14:41:24.106	9	1:36.221		14:49:27.238
5 -	1:37.173	+ 0.952	14:43:01.279				
77	Jason GREATREX			Mini Cooper S			
1 -	1:53.903	+ 23.942	14:35:56.229	6	1:29.961		14:43:39.386
2 -	1:37.283	+ 7.322	14:37:33.512	7	1:31.402	+ 1.441	14:45:10.788
3 -	1:33.540	+ 3.579	14:39:07.052	8	1:31.231	+ 1.270	14:46:42.019
4 -	1:31.035	+ 1.074	14:40:38.087	9	1:31.894	+ 1.933	14:48:13.913
5 -	1:31.338	+ 1.377	14:42:09.425	10	1:30.539	+ 0.578	14:49:44.452
95	Andrew LANGDELL			Mini Cooper			
1 -	2:00.366	+ 22.251	14:36:30.105	6	1:38.115		14:44:52.498
2 -	1:43.290	+ 5.175	14:38:13.395	7	1:40.055	+ 1.940	14:46:32.553
3 -	1:41.215	+ 3.100	14:39:54.610	8	1:42.151	+ 4.036	14:48:14.704
4 -	1:39.641	+ 1.526	14:41:34.251	9	1:39.594	+ 1.479	14:49:54.298
5 -	1:40.132	+ 2.017	14:43:14.383				

Weather / Track : Cloudy / Dry

MINI CHALLENGE

RACE 7 (1st Race) - GRID

ROW 18		1:40.989 25 Laura WADDINGTON	
ROW 17	1:39.230 10 Michelle NIXON		1:39.965 35 Josh WADDINGTON
ROW 16		1:38.149 42 Dawn BOYD	1:38.833 18 Sarah PARSONS
ROW 15	1:37.556 29 Andrew COX		1:38.115 95 Andrew LANGDELL
ROW 14		1:36.508 27 Nick JONES	1:36.989 33 John BATES
ROW 13	1:36.337 31 Keith ISSATT		1:36.413 13 Nik ROCHEZ
ROW 12		1:36.162 20 Graham PARSONS	1:36.221 74 Gary KOUNNIS
ROW 11	1:35.879 21 Jenny RYAN		1:35.900 23 Alex MacDOWELL
ROW 10		1:31.698 69 Gary MEIKLE	1:34.673 9 Michael JONES
ROW 9	1:31.309 40 Matt CAMPBELL		1:31.440 12 Jack STANFORD
ROW 8		1:30.712 6 Jake PACKUN	1:31.042 17 Steve TYLDSLEY
ROW 7	1:30.327 4 Stewart LINES		1:30.459 14 Shaun KING
ROW 6		1:30.036 70 Oli MORTIMER	1:30.283 8 Pedro del CAMPO
ROW 5	1:29.970 44 Allen JACKSON		1:30.014 19 Andy BEEVER
ROW 4		1:29.568 30 Martin DEPPER	1:29.961 77 Jason GREATREX
ROW 3	1:29.362 15 Carl BRADLEY		1:29.478 7 Arthur FORSTER
ROW 2		1:29.099 11 Lee PATTISON	1:29.269 2 Peter BUDD
ROW 1	1:28.763 24 James BLYTH		1:28.807 51 Gavin BRISTOW
	Pole		
			

Weather / Track : Cloudy / Dry

These results are provisional until the conclusion of any judicial and technical matters.

Thruxton
Circuit Length = 2.3560 miles

Clerk of Course :

Timekeeper :

MINI CHALLENGE

RACE 7 (1st Race) - CLASSIFICATION

POS	NO	CL	NAME	ENTRY	LAPS	TIME	GAP	DIFF	MPH	BEST	ON
1	51	S	Gavin BRISTOW	Mini Cooper S	10	15:07.961			93.41	1:29.144	8
2	77	S	Jason GREATREX	Mini Cooper S	10	15:12.816	4.855	4.855	92.91	1:29.011	5
3	24	S	James BLYTH	Mini Cooper S	10	15:13.238	5.277	0.422	92.87	1:29.215	5
4	15	S	Carl BRADLEY	Mini Cooper	10	15:13.556	5.595	0.318	92.84	1:28.805	5
5	11	S	Lee PATTISON	Mini Cooper S	10	15:14.044	6.083	0.488	92.79	1:28.695	8
6	7	S	Arthur FORSTER	Mini Cooper	10	15:14.726	6.765	0.682	92.72	1:29.114	5
7	70	S	Oli MORTIMER	Mini Cooper S	10	15:17.694	9.733	2.968	92.42	1:29.796	3
8	30	S	Martin DEPPE	Mini Cooper S	10	15:18.395	10.434	0.701	92.35	1:29.433	8
9	12	S	Jack STANFORD	Mini Cooper S	10	15:19.429	11.468	1.034	92.24	1:29.893	8
10	14	S	Shaun KING	Mini Cooper S	10	15:20.090	12.129	0.661	92.18	1:30.378	9
11	19	S	Andy BEEVER	Mini Cooper S	10	15:20.523	12.562	0.433	92.13	1:29.670	6
12	40	S	Matt CAMPBELL	Mini Cooper S	10	15:21.919	13.958	1.396	91.99	1:29.584	4
13	2	S	Peter BUDD	Mini Cooper S	10	15:22.510	14.549	0.591	91.94	1:30.835	8
14	17	S	Steve TYLDSLEY	Mini Cooper S	10	15:22.708	14.747	0.198	91.92	1:29.794	9
15	6	S	Jake PACKUN	Mini Cooper S	10	15:22.983	15.022	0.275	91.89	1:30.364	4
16	8	S	Pedro del CAMPO	Mini Cooper S	10	15:24.463	16.502	1.480	91.74	1:30.247	9
17	4	S	Stewart LINES	Mini Cooper S	10	15:24.824	16.863	0.361	91.71	1:30.361	9
18	44	S	Allen JACKSON	Mini Cooper S	10	15:25.079	17.118	0.255	91.68	1:30.020	8
19	23	CL	Alex MacDOWELL	Mini Cooper	10	16:11.337	1:03.376	46.258	87.31	1:35.336	3
20	20	CL	Graham PARSONS	Mini Cooper	10	16:12.718	1:04.757	1.381	87.19	1:35.666	3
21	21	CL	Jenny RYAN	Mini Cooper	10	16:13.222	1:05.261	0.504	87.14	1:35.728	5
22	31	CL	Keith ISSATT	Mini Cooper	10	16:20.563	1:12.602	7.341	86.49	1:36.070	7
23	27	CL	Nick JONES	Mini Cooper	10	16:21.020	1:13.059	0.457	86.45	1:36.169	9
24	74	CL	Gary KOUNNIS	Mini Cooper	10	16:29.292	1:21.331	8.272	85.73	1:36.739	3
25	33	CL	John BATES	Mini Cooper	10	16:31.080	1:23.119	1.788	85.57	1:36.830	6
26	18	CL	Sarah PARSONS	Mini Cooper	10	16:32.276	1:24.315	1.196	85.47	1:36.913	5
27	10	CL	Michelle NIXON	Mini Cooper	10	16:32.387	1:24.426	0.111	85.46	1:36.412	10
28	29	CL	Andrew COX	Mini Cooper	10	16:34.314	1:26.353	1.927	85.30	1:37.579	9
29	95	CL	Andrew LANGDELL	Mini Cooper	10	16:39.749	1:31.788	5.435	84.83	1:37.685	7
30	42	CL	Dawn BOYD	Mini Cooper	9	15:10.647	1 lap	1 lap	83.82	1:38.411	4
31	35	CL	Josh WADDINGTON	Mini Cooper	9	15:12.131	1 lap	1.484	83.68	1:38.471	4
32	13	CL	Nik ROCHEZ	Mini Cooper	9	15:22.435	1 lap	10.304	82.75	1:37.059	4
33	25	CL	Laura WADDINGTON	Mini Cooper	9	15:29.295	1 lap	6.860	82.14	1:40.941	2
34	9	S	Michael JONES	Mini Cooper S	9	15:58.927	1 lap	29.632	79.60	1:35.241	8

NOT CLASSIFIED

DNC	69	S	Gary MEIKLE	Mini Cooper S	5	15:37.564	5 laps	4 laps	45.23	1:31.708	5
-----	----	---	-------------	---------------	---	-----------	--------	--------	-------	----------	---

FASTEST LAP

11	S	Lee PATTISON	Mini Cooper S	8	1:28.695	95.62 mph	153.89 kph
23	CL	Alex MacDOWELL	Mini Cooper	3	1:35.336	88.96 mph	143.17 kph

Weather / Track : Cloudy / Dry

These results are provisional until the conclusion of any judicial and technical matters.

Thruxton
Circuit Length = 2.3560 miles
Start: 12:09 End: 12:26

Clerk of Course :		Timekeeper :	
-------------------	--	--------------	--

MINI CHALLENGE

RACE 7 (1st Race) - LAP CHART

Lap 1			Lap 2			Lap 3			Lap 4			Lap 5		
No	Behind	Laptime	No	Behind	Laptime	No	Behind	Laptime	No	Behind	Laptime	No	Behind	Laptime
7		1:37.040	51		1:30.603	51		1:29.592	51		1:29.166	51		1:29.555
24	0.188	1:39.569	11	0.283	1:30.887	11	0.001	1:29.310	11	1.114	1:30.279	15	0.976	1:28.805
11	0.627	1:38.398	24	0.773	1:31.816	24	0.870	1:29.689	15	1.726	1:29.199	11	1.643	1:30.084
51	0.628	1:39.009	7	1.156	1:32.387	7	1.153	1:29.589	24	1.984	1:30.280	24	1.644	1:29.215
2	1.513	1:39.285	2	1.643	1:31.361	15	1.693	1:29.184	7	2.488	1:30.501	7	2.047	1:29.114
77	2.117	1:38.526	77	1.901	1:31.015	77	2.531	1:30.222	77	2.946	1:29.581	77	2.402	1:29.011
70	2.674	1:38.216	15	2.101	1:30.577	2	2.917	1:30.866	2	4.926	1:31.175	70	6.481	1:30.814
30	2.707	1:39.217	70	2.809	1:31.366	70	3.013	1:29.796	70	5.222	1:31.375	2	6.881	1:31.510
15	2.755	1:39.668	30	3.357	1:31.881	30	3.691	1:29.926	30	5.462	1:30.937	30	7.208	1:31.301
12	2.854	1:37.135	12	3.771	1:32.148	12	4.112	1:29.933	12	5.790	1:30.844	12	7.557	1:31.322
14	3.126	1:37.706	14	4.003	1:32.108	9	1 LAP	1:45.378	40	6.604	1:29.584	40	7.861	1:30.812
40	3.603	1:37.400	40	4.348	1:31.976	6	5.674	1:30.496	6	6.872	1:30.364	6	8.225	1:30.908
6	3.722	1:38.409	6	4.770	1:32.279	40	6.186	1:31.430	14	7.646	1:30.420	14	8.607	1:30.516
8	3.791	1:38.818	8	5.050	1:32.490	14	6.392	1:31.981	8	9.147	1:30.893	19	9.897	1:30.273
4	4.873	1:39.814	19	5.226	1:31.235	19	6.656	1:31.022	19	9.179	1:31.689	8	10.714	1:31.122
19	5.222	1:40.365	4	5.878	1:32.236	8	7.420	1:31.962	4	10.014	1:31.311	4	11.051	1:30.592
17	5.541	1:39.790	17	6.336	1:32.026	4	7.869	1:31.583	17	10.669	1:31.684	17	11.461	1:30.347
44	5.605	1:41.293	44	7.019	1:32.645	17	8.151	1:31.407	44	12.519	1:32.856	44	13.675	1:30.711
20	7.334	1:40.179	20	12.186	1:36.083	44	8.829	1:31.402	9	1 LAP	1:38.399	9	1 LAP	1:35.629
21	7.978	1:40.880	23	12.958	1:35.792	20	18.260	1:35.666	23	25.454	1:35.918	23	31.767	1:35.868
23	8.397	1:41.262	21	13.566	1:36.819	23	18.702	1:35.336	20	25.805	1:36.711	20	32.360	1:36.110
33	9.446	1:41.695	27	16.291	1:37.181	21	19.813	1:35.839	21	26.517	1:35.870	21	32.690	1:35.728
31	9.687	1:41.717	33	17.494	1:39.279	27	23.441	1:36.742	27	31.187	1:36.912	27	39.002	1:37.370
27	10.341	1:42.302	31	17.865	1:39.409	31	25.018	1:36.745	31	32.704	1:36.852	31	39.453	1:36.304
13	11.323	1:43.537	13	17.937	1:37.845	33	26.413	1:38.511	33	34.998	1:37.751	33	43.583	1:38.140
29	11.518	1:43.185	29	18.357	1:38.070	13	27.169	1:38.824	13	35.062	1:37.059	13	43.784	1:38.277
95	12.677	1:44.427	95	19.885	1:38.439	29	27.368	1:38.603	29	35.931	1:37.729	29	44.482	1:38.106
42	13.506	1:44.592	18	20.474	1:37.982	18	28.513	1:37.631	74	36.983	1:37.301	74	44.553	1:37.125
18	13.723	1:44.680	42	21.608	1:39.333	95	28.646	1:38.353	18	37.876	1:38.529	18	45.234	1:36.913
10	14.277	1:44.859	74	21.701	1:38.352	74	28.848	1:36.739	10	39.239	1:38.121	10	46.903	1:37.219
74	14.580	1:47.309	10	22.253	1:39.207	10	30.284	1:37.623	42	40.197	1:38.411	95	49.583	1:38.750
35	17.457	1:47.700	35	24.968	1:38.742	42	30.952	1:38.936	95	40.388	1:40.908	35	53.123	1:39.322
25	18.439	1:48.287	25	28.149	1:40.941	35	34.051	1:38.675	35	43.356	1:38.471	42	53.648	1:43.006
9	1:21.039	2:54.494				25	39.586	1:41.029	25	52.583	1:42.163	25	1:04.327	1:41.299
		P			P			P			P			P


MINI CHALLENGE

RACE 7 (1st Race) - LAP CHART

Lap 6			Lap 7			Lap 8			Lap 9			Lap 10		
No	Behind	Laptime	No	Behind	Laptime	No	Behind	Laptime	No	Behind	Laptime	No	Behind	Laptime
51		1:29.568	51		1:29.546	51		1:29.144	51		1:30.382	51		1:30.395
15	0.821	1:29.413	15	0.419	1:29.144	15	0.256	1:28.981	15	0.889	1:31.015	42	1 LAP	1:38.970
7	2.436	1:29.957	77	3.760	1:30.517	77	4.208	1:29.592	24	4.078	1:30.004	35	1 LAP	1:38.961
77	2.789	1:29.955	24	4.179	1:30.062	24	4.456	1:29.421	77	4.316	1:30.490	77	4.855	1:30.934
24	3.663	1:31.587	7	4.633	1:31.743	7	6.041	1:30.552	11	4.903	1:29.102	24	5.277	1:31.594
11	7.409	1:35.334	11	6.632	1:28.769	11	6.183	1:28.695	7	5.755	1:30.096	15	5.595	1:35.101
70	7.410	1:30.497	70	8.734	1:30.870	70	10.174	1:30.584	70	9.979	1:30.187	11	6.083	1:31.575
2	8.501	1:31.188	30	10.392	1:31.110	30	10.681	1:29.433	25	1 LAP	1:40.989	7	6.765	1:31.405
30	8.828	1:31.188	12	10.516	1:31.166	12	11.265	1:29.893	30	10.456	1:30.157	70	9.733	1:30.149
12	8.896	1:30.907	14	10.820	1:30.558	14	12.119	1:30.443	12	11.188	1:30.305	30	10.434	1:30.373
14	9.808	1:30.769	2	11.148	1:32.193	19	12.698	1:30.604	14	12.115	1:30.378	12	11.468	1:30.675
19	9.999	1:29.670	19	11.238	1:30.785	2	12.839	1:30.835	19	12.477	1:30.161	14	12.129	1:30.409
6	10.727	1:32.070	40	11.984	1:30.496	40	13.323	1:30.483	2	13.341	1:30.884	19	12.562	1:30.480
40	11.034	1:32.741	6	12.441	1:31.260	6	14.001	1:30.704	40	13.831	1:30.890	40	13.958	1:30.522
8	11.787	1:30.641	8	12.950	1:30.709	17	14.814	1:30.737	17	14.226	1:29.794	13	1 LAP	1:48.033
4	12.175	1:30.692	17	13.221	1:30.380	8	15.244	1:31.438	6	14.608	1:30.989	2	14.549	1:31.603
17	12.387	1:30.494	4	14.353	1:31.724	4	15.643	1:30.434	8	15.109	1:30.247	17	14.747	1:30.916
44	14.572	1:30.465	44	15.110	1:30.084	44	15.986	1:30.020	4	15.622	1:30.361	6	15.022	1:30.809
69	5 LAPS	1:39.644	69	5 LAPS	1:32.670	69	5 LAPS	1:31.868	44	16.047	1:30.443	8	16.502	1:31.788
9	1 LAP	1:35.769	9	1 LAP	1:36.293	9	1 LAP	1:36.154	69	5 LAPS	1:32.572	4	16.863	1:31.636
23	38.405	1:36.206	23	44.880	1:36.021	23	51.843	1:36.107	9	1 LAP	1:35.241	44	17.118	1:31.466
21	39.278	1:36.156	21	45.883	1:36.151	20	53.363	1:36.365	23	57.742	1:36.281	25	1 LAP	1:41.435
20	39.520	1:36.728	20	46.142	1:36.168	21	53.633	1:36.894	20	59.109	1:36.128	69	5 LAPS	1:31.708
31	46.463	1:36.578	31	52.987	1:36.070	31	1:00.131	1:36.288	21	59.335	1:36.084	9	1 LAP	1:35.643
27	46.851	1:37.417	27	53.516	1:36.211	27	1:00.860	1:36.488	31	1:06.372	1:36.623	23	1:03.376	1:36.029
33	50.845	1:36.830	33	58.588	1:37.289	74	1:07.127	1:37.342	27	1:06.647	1:36.169	20	1:04.757	1:36.043
13	51.424	1:37.208	74	58.929	1:36.743	33	1:08.353	1:38.909	74	1:13.831	1:37.086	21	1:05.261	1:36.321
74	51.732	1:36.747	13	1:00.025	1:38.147	18	1:10.205	1:37.766	33	1:15.798	1:37.827	31	1:12.602	1:36.625
18	53.658	1:37.992	18	1:01.583	1:37.471	29	1:10.660	1:37.706	18	1:17.104	1:37.281	27	1:13.059	1:36.807
29	53.836	1:38.922	29	1:02.098	1:37.808	10	1:11.303	1:37.881	29	1:17.857	1:37.579	74	1:21.331	1:37.895
10	54.618	1:37.283	10	1:02.566	1:37.494	95	1:16.100	1:38.632	10	1:18.409	1:37.488	33	1:23.119	1:37.716
95	58.473	1:38.458	95	1:06.612	1:37.685	42	1:24.493	1:39.676	95	1:24.427	1:38.709	18	1:24.315	1:37.606
42	1:03.916	1:39.836	42	1:13.961	1:39.591	35	1:25.986	1:40.672				10	1:24.426	1:36.412
35	1:04.002	1:40.447	35	1:14.458	1:40.002	13	1:27.218	1:56.337				29	1:26.353	1:38.891
25	1:16.731	1:41.972	25	1:28.831	1:41.646							95	1:31.788	1:37.756

MINI CHALLENGE

RACE 14 (2nd Race) - GRID

ROW 18	25	Laura WADDINGTON			
ROW 17	10	Michelle NIXON	35	Josh WADDINGTON	
ROW 16	18	Sarah PARSONS	95	Andrew LANGDELL	
ROW 15	29	Andrew COX	42	Dawn BOYD	
ROW 14	31	Keith ISSATT	33	John BATES	
ROW 13	13	Nik ROCHEZ	27	Nick JONES	
ROW 12	20	Graham PARSONS	21	Jenny RYAN	
ROW 11	23	Alex MacDOWELL	74	Gary KOUNNIS	
ROW 10	69	Gary MEIKLE	9	Michael JONES	
ROW 9	40	Matt CAMPBELL	12	Jack STANFORD	
ROW 8	6	Jake PACKUN	17	Steve TYLDSLEY	
ROW 7	44	Allen JACKSON	8	Pedro del CAMPO	
ROW 6	70	Oli MORTIMER	14	Shaun KING	
ROW 5	4	Stewart LINES	77	Jason GREATREX	
ROW 4	11	Lee PATTISON	19	Andy BEEVER	
ROW 3	2	Peter BUDD	1:29.568	30	Martin DEPPER
ROW 2	51	Gavin BRISTOW	7	Arthur FORSTER	
ROW 1	24	James BLYTH	15	Carl BRADLEY	
Pole					
					

Weather / Track : Cloudy / Dry

These results are provisional until the conclusion of any judicial and technical matters.


Thruxton
Circuit Length = 2.3560 miles

Clerk of Course :

Timekeeper :

MINI CHALLENGE

RACE 14 (2nd Race) - GRID Amended

ROW 18	25	Laura WADDINGTON			
ROW 17	10	Michelle NIXON	35	Josh WADDINGTON	
ROW 16	18	Sarah PARSONS	95	Andrew LANGDELL	
ROW 15	29	Andrew COX	42	Dawn BOYD	
ROW 14	31	Keith ISSATT	33	John BATES	
ROW 13	13	Nik ROCHEZ	27	Nick JONES	
ROW 12	20	Graham PARSONS	21	Jenny RYAN	
ROW 11	23	Alex MacDOWELL	74	Gary KOUNNIS	
ROW 10	69	Gary MEIKLE	9	Michael JONES	
ROW 9	40	Matt CAMPBELL	12	Jack STANFORD	
ROW 8	6	Jake PACKUN	17	Steve TYLDSLEY	
ROW 7	44	Allen JACKSON	8	Pedro del CAMPO	
ROW 6	70	Oli MORTIMER	14	Shaun KING	
ROW 5	4	Stewart LINES	77	Jason GREATREX	
ROW 4	11	Lee PATTISON	19	Andy BEEVER	
ROW 3	24	James BLYTH	1:29.568	30	Martin DEPPEP
ROW 2	7	Arthur FORSTER	2	Peter BUDD	
ROW 1	15	Carl BRADLEY	51	Gavin BRISTOW	
Pole					
					

Car 24 - penalised 5 grid place O.1.1.5

Weather / Track : Cloudy / Dry

These results are provisional until the conclusion of any judicial and technical matters.

Thruxton
Circuit Length = 2.3560 miles

Clerk of Course :

Timekeeper :

MINI CHALLENGE

RACE 14 (2nd Race) - CLASSIFICATION

POS	NO	CL	NAME	ENTRY	LAPS	TIME	GAP	DIFF	MPH	BEST	ON
1	15	S	Carl BRADLEY	Mini Cooper	21	31:28.953			94.29	1:29.010	2
2	30	S	Martin DEPPE	Mini Cooper S	21	31:40.655	11.702	11.702	93.71	1:29.008	2
3	7	S	Arthur FORSTER	Mini Cooper	21	31:50.825	21.872	10.170	93.21	1:29.467	5
4	77	S	Jason GREATREX	Mini Cooper S	21	31:51.117	22.164	0.292	93.19	1:29.560	9
5	14	S	Shaun KING	Mini Cooper S	21	31:53.824	24.871	2.707	93.06	1:30.057	9
6	4	S	Stewart LINES	Mini Cooper S	21	31:56.560	27.607	2.736	92.93	1:29.780	7
7	12	S	Jack STANFORD	Mini Cooper S	21	31:58.284	29.331	1.724	92.85	1:30.022	10
8	69	S	Gary MEIKLE	Mini Cooper S	21	32:00.697	31.744	2.413	92.73	1:29.984	21
9	19	S	Andy BEEVER	Mini Cooper S	21	32:11.632	42.679	10.935	92.20	1:29.933	3
10	2	S	Peter BUDD	Mini Cooper S	21	32:13.079	44.126	1.447	92.13	1:29.207	6
11	44	S	Allen JACKSON	Mini Cooper S	21	32:13.940	44.987	0.861	92.09	1:30.343	11
12	24	S	James BLYTH	Mini Cooper S	20	31:40.589	1 lap	1 lap	89.25	1:28.815	4
13	70	S	Oli MORTIMER	Mini Cooper S	20	32:02.476	1 lap	21.887	88.23	1:29.262	3
14	9	S	Michael JONES	Mini Cooper S	20	32:10.661	1 lap	8.185	87.86	1:33.138	19
15	51	S	Gavin BRISTOW	Mini Cooper S	20	32:17.051	1 lap	6.390	87.57	1:29.091	6
16	23	CL	Alex MacDOWELL	Mini Cooper	20	32:25.358	1 lap	8.307	87.19	1:35.969	5
17	74	CL	Gary KOUNNIS	Mini Cooper	20	32:27.179	1 lap	1.821	87.11	1:36.182	6
18	31	CL	Keith ISSATT	Mini Cooper	20	32:31.162	1 lap	3.983	86.93	1:35.969	2
19	20	CL	Graham PARSONS	Mini Cooper	20	32:34.641	1 lap	3.479	86.78	1:36.200	18
20	21	CL	Jenny RYAN	Mini Cooper	20	32:40.164	1 lap	5.523	86.53	1:35.720	2
21	13	CL	Nik ROCHEZ	Mini Cooper	20	33:00.437	1 lap	20.273	85.65	1:37.207	4
22	29	CL	Andrew COX	Mini Cooper	20	33:00.562	1 lap	0.125	85.64	1:37.522	19
23	33	CL	John BATES	Mini Cooper	20	33:53.675	1 lap	53.113	83.41	1:36.827	2
24	10	CL	Michelle NIXON	Mini Cooper	19	31:29.009	2 laps	1 lap	85.30	1:37.224	3
25	42	CL	Dawn BOYD	Mini Cooper	19	31:30.066	2 laps	1.057	85.26	1:38.062	18
26	35	CL	Josh WADDINGTON	Mini Cooper	19	31:48.897	2 laps	18.831	84.42	1:38.553	12
27	25	CL	Laura WADDINGTON	Mini Cooper	18	32:58.699	3 laps	1 lap	77.15	1:39.617	3
28	27	CL	Nick JONES	Mini Cooper	17	32:38.088	4 laps	1 lap	73.63	1:35.802	5
29	17	S	Steve TYLDSLEY	Mini Cooper S	17	32:46.142	4 laps	8.054	73.33	1:30.053	3

NOT CLASSIFIED

DNF	11	S	Lee PATTISON	Mini Cooper S	19	28:52.258	2 laps	0.000	93.02	1:29.905	2
DNF	8	S	Pedro del CAMPO	Mini Cooper S	19	29:19.595	2 laps	27.337	91.58	1:30.913	7
DNF	40	S	Matt CAMPBELL	Mini Cooper S	18	29:02.251	3 laps	1 lap	87.62	1:30.371	5
DNF	6	S	Jake PACKUN	Mini Cooper S	13	34:18.409	8 laps	5 laps	53.56	1:30.239	11
DNF	18	CL	Sarah PARSONS	Mini Cooper	13	21:46.134	8 laps	1:53.172	84.41	1:37.552	4
DNF	95	CL	Andrew LANGDELL	Mini Cooper	0	07.366					0

FASTEST LAP

24	S	James BLYTH	Mini Cooper S	4	1:28.815	95.49 mph	153.68 kph
21	CL	Jenny RYAN	Mini Cooper	2	1:35.720	88.60 mph	142.60 kph

Weather / Track : Cloudy / Dry

These results are provisional until the conclusion of any judicial and technical matters.

Thruxton
Circuit Length = 2.3560 miles
Start: 16:53 End: 17:27

Clerk of Course :

Timekeeper :

MINI CHALLENGE

RACE 14 (2nd Race) - CLASSIFICATION Amended

POS	NO	CL	NAME	ENTRY	LAPS	TIME	GAP	DIFF	MPH	BEST	ON
1	30	S	Martin DEPPER	Mini Cooper S	21	31:40.655			93.71	1:29.008	2
2	77	S	Jason GREATREX	Mini Cooper S	21	31:51.117	10.462	10.462	93.19	1:29.560	9
3	14	S	Shaun KING	Mini Cooper S	21	31:53.824	13.169	2.707	93.06	1:30.057	9
4	4	S	Stewart LINES	Mini Cooper S	21	31:56.560	15.905	2.736	92.93	1:29.780	7
5	12	S	Jack STANFORD	Mini Cooper S	21	31:58.284	17.629	1.724	92.85	1:30.022	10
6	69	S	Gary MEIKLE	Mini Cooper S	21	32:00.697	20.042	2.413	92.73	1:29.984	21
7	19	S	Andy BEEVER	Mini Cooper S	21	32:11.632	30.977	10.935	92.20	1:29.933	3
8	2	S	Peter BUDD	Mini Cooper S	21	32:13.079	32.424	1.447	92.13	1:29.207	6
9	44	S	Allen JACKSON	Mini Cooper S	21	32:13.940	33.285	0.861	92.09	1:30.343	11
10	24	S	James BLYTH	Mini Cooper S	20	31:40.589	1 lap	1 lap	89.25	1:28.815	4
11	70	S	Oli MORTIMER	Mini Cooper S	20	32:02.476	1 lap	21.887	88.23	1:29.262	3
12	9	S	Michael JONES	Mini Cooper S	20	32:10.661	1 lap	8.185	87.86	1:33.138	19
13	51	S	Gavin BRISTOW	Mini Cooper S	20	32:17.051	1 lap	6.390	87.57	1:29.091	6
14	23	CL	Alex MacDOWELL	Mini Cooper	20	32:25.358	1 lap	8.307	87.19	1:35.969	5
15	74	CL	Gary KOUNNIS	Mini Cooper	20	32:27.179	1 lap	1.821	87.11	1:36.182	6
16	31	CL	Keith ISSATT	Mini Cooper	20	32:31.162	1 lap	3.983	86.93	1:35.969	2
17	20	CL	Graham PARSONS	Mini Cooper	20	32:34.641	1 lap	3.479	86.78	1:36.200	18
18	21	CL	Jenny RYAN	Mini Cooper	20	32:40.164	1 lap	5.523	86.53	1:35.720	2
19	13	CL	Nik ROCHEZ	Mini Cooper	20	33:00.437	1 lap	20.273	85.65	1:37.207	4
20	29	CL	Andrew COX	Mini Cooper	20	33:00.562	1 lap	0.125	85.64	1:37.522	19
21	33	CL	John BATES	Mini Cooper	20	33:53.675	1 lap	53.113	83.41	1:36.827	2
22	10	CL	Michelle NIXON	Mini Cooper	19	31:29.009	2 laps	1 lap	85.30	1:37.224	3
23	42	CL	Dawn BOYD	Mini Cooper	19	31:30.066	2 laps	1.057	85.26	1:38.062	18
24	35	CL	Josh WADDINGTON	Mini Cooper	19	31:48.897	2 laps	18.831	84.42	1:38.553	12
25	25	CL	Laura WADDINGTON	Mini Cooper	18	32:58.699	3 laps	1 lap	77.15	1:39.617	3
26	27	CL	Nick JONES	Mini Cooper	17	32:38.088	4 laps	1 lap	73.63	1:35.802	5
27	17	S	Steve TYLDSLEY	Mini Cooper S	17	32:46.142	4 laps	8.054	73.33	1:30.053	3
NOT CLASSIFIED											
DNF	11	S	Lee PATTISON	Mini Cooper S	19	28:52.258	2 laps	0.000	93.02	1:29.905	2
DNF	8	S	Pedro del CAMPO	Mini Cooper S	19	29:19.595	2 laps	27.337	91.58	1:30.913	7
DNF	40	S	Matt CAMPBELL	Mini Cooper S	18	29:02.251	3 laps	1 lap	87.62	1:30.371	5
DNF	6	S	Jake PACKUN	Mini Cooper S	13	34:18.409	8 laps	5 laps	53.56	1:30.239	11
DNF	18	CL	Sarah PARSONS	Mini Cooper	13	21:46.134	8 laps	1:53.172	84.41	1:37.552	4
DNF	95	CL	Andrew LANGDELL	Mini Cooper	0	07.366					0
FASTEST LAP											
24	S	James BLYTH	Mini Cooper S		4	1:28.815		95.49 mph		153.68 kph	
21	CL	Jenny RYAN	Mini Cooper		2	1:35.720		88.60 mph		142.60 kph	

Car 7 & 15 excluded from Results - Non Compliance Champ Regs 5.14.1

Weather / Track : Cloudy / Dry

These results are provisional until the conclusion of any judicial and technical matters.

Thruxton

Circuit Length = 2.3560 miles

Start: 16:53 End: 17:27

Clerk of Course :

Timekeeper :

MINI CHALLENGE

RACE 14 (2nd Race) - LAP CHART

Lap 1			Lap 2			Lap 3			Lap 4			Lap 5		
No	Behind	Laptime	No	Behind	Laptime	No	Behind	Laptime	No	Behind	Laptime	No	Behind	Laptime
15		1:31.544	15		1:29.010	15		1:29.195	15		1:29.175	15		1:29.030
51	0.622	1:31.949	51	1.281	1:29.669	51	1.241	1:29.155	51	1.274	1:29.208	51	1.435	1:29.191
2	0.728	1:31.848	2	1.892	1:30.174	30	2.461	1:29.677	30	2.629	1:29.343	2	3.138	1:29.364
30	1.981	1:32.904	30	1.979	1:29.008	2	2.712	1:30.015	2	2.804	1:29.267	30	3.639	1:30.040
7	3.153	1:34.401	24	4.644	1:30.387	24	4.445	1:28.996	24	4.085	1:28.815	24	4.030	1:28.975
24	3.267	1:34.353	70	5.190	1:30.206	70	5.257	1:29.262	70	5.392	1:29.310	70	6.203	1:29.841
70	3.994	1:33.945	7	5.665	1:31.522	7	6.290	1:29.820	7	7.368	1:30.253	7	7.805	1:29.467
4	4.905	1:35.288	11	5.854	1:29.905	11	6.622	1:29.963	11	8.318	1:30.871	11	10.551	1:31.263
11	4.959	1:35.803	4	6.533	1:30.638	4	7.448	1:30.110	77	8.661	1:30.340	77	10.619	1:30.988
77	5.342	1:35.570	77	6.785	1:30.453	77	7.496	1:29.906	4	9.282	1:31.009	4	10.809	1:30.557
19	5.436	1:36.091	14	7.725	1:30.916	14	8.605	1:30.075	19	10.655	1:31.036	12	12.270	1:30.643
14	5.819	1:35.674	19	8.056	1:31.630	19	8.794	1:29.933	12	10.657	1:30.218	14	12.736	1:30.887
6	5.886	1:35.552	12	8.179	1:30.776	17	9.305	1:30.053	14	10.879	1:31.449	19	12.901	1:31.276
12	6.413	1:35.148	17	8.447	1:30.818	12	9.614	1:30.630	17	12.857	1:32.727	17	13.980	1:30.153
17	6.639	1:35.596	6	8.857	1:31.981	6	10.410	1:30.748	6	12.961	1:31.726	6	14.524	1:30.593
8	7.268	1:36.173	8	9.745	1:31.487	69	12.211	1:30.974	69	13.675	1:30.639	69	14.834	1:30.189
69	7.513	1:35.834	44	10.048	1:31.270	44	12.487	1:31.634	40	14.083	1:30.766	40	15.424	1:30.371
44	7.788	1:37.439	69	10.432	1:31.929	40	12.492	1:31.009	44	14.745	1:31.433	44	16.284	1:30.569
40	7.852	1:36.466	40	10.678	1:31.836	8	12.982	1:32.432	8	15.597	1:31.790	8	17.566	1:30.999
74	9.647	1:36.872	74	16.992	1:36.355	74	24.687	1:36.890	9	31.934	1:36.241	9	38.675	1:35.771
9	10.262	1:38.405	9	17.351	1:36.099	9	24.868	1:36.712	74	33.287	1:37.775	23	40.254	1:35.969
23	11.195	1:38.593	21	18.410	1:35.720	23	25.700	1:36.317	23	33.315	1:36.790	74	40.623	1:36.366
21	11.700	1:38.564	23	18.578	1:36.393	21	26.143	1:36.928	27	34.461	1:37.234	27	41.233	1:35.802
27	12.145	1:38.541	27	19.300	1:36.165	27	26.402	1:36.297	21	34.758	1:37.790	21	41.639	1:35.911
33	13.472	1:39.768	33	21.289	1:36.827	33	29.424	1:37.330	33	37.478	1:37.229	33	45.446	1:36.998
13	13.743	1:40.029	20	22.281	1:36.603	20	31.402	1:38.316	20	39.019	1:36.792	20	46.285	1:36.296
20	14.688	1:41.756	13	22.456	1:37.723	31	31.613	1:38.350	31	39.370	1:36.932	31	46.594	1:36.254
31	15.499	1:41.329	31	22.458	1:35.969	13	32.088	1:38.827	13	40.120	1:37.207	13	48.335	1:37.245
29	16.176	1:41.659	18	25.508	1:37.967	42	35.614	1:38.601	29	45.384	1:38.280	42	57.124	1:40.227
42	16.405	1:41.992	42	26.208	1:38.813	29	36.279	1:38.978	42	45.927	1:39.488	29	58.070	1:41.716
18	16.551	1:41.373	29	26.496	1:39.330	35	40.223	1:39.728	10	49.858	1:37.268	10	58.256	1:37.428
35	18.983	1:42.897	35	29.690	1:39.717	10	41.765	1:37.224	35	50.064	1:39.016	35	1:00.942	1:39.908
25	20.437	1:44.299	25	32.449	1:41.022	25	42.871	1:39.617	25	54.316	1:40.620	25	1:05.228	1:39.942
10	25.155	1:49.464	10	33.736	1:37.591	18	53.307	1:56.994	18	1:01.684	1:37.552	18	1:10.266	1:37.612

MINI CHALLENGE

RACE 14 (2nd Race) - LAP CHART

Lap 6			Lap 7			Lap 8			Lap 9			Lap 10		
No	Behind	Laptime	No	Behind	Laptime	No	Behind	Laptime	No	Behind	Laptime	No	Behind	Laptime
15		1:29.233	15		1:29.264	15		1:29.332	15		1:29.681	15		1:30.460
51	1.293	1:29.091	51	1.191	1:29.162	51	1.119	1:29.260	51	1.124	1:29.686	51	1.267	1:30.603
2	3.112	1:29.207	2	3.207	1:29.359	2	3.479	1:29.604	35	1 LAP	1:39.648	29	1 LAP	1:39.331
30	3.481	1:29.075	30	3.565	1:29.348	30	3.860	1:29.627	2	3.458	1:29.660	42	1 LAP	1:39.452
24	4.018	1:29.221	24	3.781	1:29.027	24	4.609	1:30.160	30	4.623	1:30.444	30	4.378	1:30.215
70	6.899	1:29.929	70	7.377	1:29.742	70	9.339	1:31.294	24	5.150	1:30.222	2	4.494	1:31.496
7	8.913	1:30.341	7	9.370	1:29.721	7	9.798	1:29.760	18	1 LAP	1:37.935	10	1 LAP	1:39.646
77	11.365	1:29.979	77	12.261	1:30.160	77	12.828	1:29.899	27	1 LAP	1:51.423	24	4.582	1:29.892
4	12.440	1:30.864	4	12.956	1:29.780	4	13.566	1:29.942	25	1 LAP	1:41.462	7	12.296	1:31.768
11	13.270	1:31.952	11	14.093	1:30.087	11	14.796	1:30.035	7	10.988	1:30.871	35	1 LAP	1:39.771
12	13.445	1:30.408	14	15.000	1:30.596	14	15.827	1:30.159	77	12.707	1:29.560	77	12.411	1:30.164
14	13.668	1:30.165	12	15.289	1:31.108	12	16.132	1:30.175	4	13.870	1:29.985	18	1 LAP	1:37.791
19	15.290	1:31.622	19	17.052	1:31.026	69	19.240	1:31.294	11	15.253	1:30.138	4	14.546	1:31.136
6	15.873	1:30.582	69	17.278	1:30.258	6	20.014	1:31.491	14	16.203	1:30.057	11	14.985	1:30.192
69	16.284	1:30.683	6	17.855	1:31.246	40	20.316	1:31.316	12	17.160	1:30.709	14	16.127	1:30.384
40	16.970	1:30.779	40	18.332	1:30.626	19	20.894	1:33.174	69	20.171	1:30.612	12	16.722	1:30.022
44	17.815	1:30.764	44	18.959	1:30.408	44	21.055	1:31.428	40	21.879	1:31.244	69	21.306	1:31.595
8	20.091	1:31.758	8	21.740	1:30.913	8	23.869	1:31.461	6	22.049	1:31.716	40	22.578	1:31.159
9	45.258	1:35.816	9	51.508	1:35.514	9	57.939	1:35.763	19	22.448	1:31.235	6	23.426	1:31.837
23	47.006	1:35.985	23	54.218	1:36.476	23	1:01.334	1:36.448	44	22.783	1:31.409	44	23.983	1:31.660
74	47.572	1:36.182	74	54.917	1:36.609	74	1:02.011	1:36.426	8	25.997	1:31.809	19	24.618	1:32.630
21	48.883	1:36.477	21	55.969	1:36.350	21	1:02.482	1:35.845	9	1:03.615	1:35.357	8	26.536	1:30.999
33	54.428	1:38.215	31	1:03.120	1:37.775	17	2 LAPS	5:17.378	23	1:08.143	1:36.490	70	1 LAP	3:17.699
20	54.563	1:37.511	33	1:03.654	1:38.490	31	1:10.072	1:36.284	74	1:10.039	1:37.709	27	1 LAP	2:02.476
31	54.609	1:37.248	20	1:04.041	1:38.742	33	1:11.508	1:37.186	21	1:11.009	1:38.208	9	1:08.132	1:34.977
13	59.049	1:39.947	13	1:08.642	1:38.857	20	1:11.811	1:37.102	31	1:16.817	1:36.426	17	3 LAPS	3:08.072
27	1:00.013	1:48.013	42	1:15.250	1:38.064	13	1:17.881	1:38.571	20	1:18.880	1:36.750	23	1:14.508	1:36.825
42	1:06.450	1:38.559	29	1:15.694	1:38.218	29	1:24.186	1:37.824	33	1:19.727	1:37.900	74	1:16.739	1:37.160
29	1:06.740	1:37.903	10	1:16.046	1:37.752	42	1:24.710	1:38.792	13	1:28.619	1:40.419	21	1:17.360	1:36.811
10	1:07.558	1:38.535	27	1:18.344	1:47.595	10	1:24.994	1:38.280				31	1:22.929	1:36.572
35	1:11.354	1:39.645	35	1:22.384	1:40.294							20	1:25.252	1:36.832
25	1:16.967	1:40.972	18	1:27.974	1:37.703							33	1:28.229	1:38.962
18	1:19.535	1:38.502	25	1:28.359	1:40.656									

MINI CHALLENGE

RACE 14 (2nd Race) - LAP CHART

Lap 11			Lap 12			Lap 13			Lap 14			Lap 15		
No	Behind	Laptime	No	Behind	Laptime	No	Behind	Laptime	No	Behind	Laptime	No	Behind	Laptime
15		1:29.749	15		1:29.663	15		1:29.905	15		1:29.985	15		1:30.044
51	1.866	1:30.348	31	1 LAP	1:36.645	25	3 LAPS	1:43.906	17	4 LAPS	1:37.158	51	3.213	1:30.586
30	4.688	1:30.059	51	1.999	1:29.796	21	1 LAP	1:37.331	51	2.671	1:30.533	2	9.299	1:30.332
24	4.806	1:29.973	20	1 LAP	1:37.057	51	2.123	1:30.029	23	1 LAP	1:36.925	30	11.265	1:30.797
2	6.010	1:31.265	24	5.461	1:30.318	74	1 LAP	1:37.595	2	9.011	1:31.512	24	11.981	1:31.504
13	1 LAP	1:39.085	30	6.292	1:31.267	30	7.393	1:31.006	74	1 LAP	1:37.858	23	1 LAP	1:38.749
29	1 LAP	1:38.807	2	6.650	1:30.303	2	7.484	1:30.739	30	10.512	1:33.104	9	1 LAP	1:35.120
7	12.890	1:30.343	33	1 LAP	1:40.150	31	1 LAP	1:37.261	24	10.521	1:32.241	77	17.512	1:31.976
77	13.815	1:31.153	7	13.810	1:30.583	24	8.265	1:32.709	9	1 LAP	1:51.353	7	17.544	1:31.475
42	1 LAP	1:40.953	77	14.124	1:29.972	20	1 LAP	1:37.591	21	1 LAP	1:41.068	74	1 LAP	1:38.068
11	15.719	1:30.483	13	1 LAP	1:38.297	27	2 LAPS	2:04.900	31	1 LAP	1:36.751	11	19.481	1:30.764
10	1 LAP	1:40.980	11	16.684	1:30.628	77	15.021	1:30.802	25	3 LAPS	1:43.334	21	1 LAP	1:37.842
4	16.452	1:31.655	4	17.544	1:30.755	7	15.220	1:31.315	77	15.580	1:30.544	31	1 LAP	1:37.048
14	16.846	1:30.468	14	19.570	1:32.387	33	1 LAP	1:38.399	7	16.113	1:30.878	4	21.605	1:31.218
12	18.328	1:31.355	12	20.681	1:32.016	11	17.799	1:31.020	20	1 LAP	1:36.706	14	22.363	1:31.068
35	1 LAP	1:39.936	29	1 LAP	1:38.211	4	19.137	1:31.498	11	18.761	1:30.947	12	24.691	1:31.113
69	22.545	1:30.988	69	23.974	1:31.092	14	20.520	1:30.855	4	20.431	1:31.279	20	1 LAP	1:38.524
40	23.377	1:30.548	42	1 LAP	1:39.596	12	22.323	1:31.547	14	21.339	1:30.804	25	3 LAPS	1:41.968
18	1 LAP	1:39.059	40	25.161	1:31.447	13	1 LAP	1:38.492	12	23.622	1:31.284	69	27.072	1:30.670
6	23.916	1:30.239	10	1 LAP	1:39.492	69	25.200	1:31.131	33	1 LAP	1:38.970	40	29.183	1:31.043
44	24.577	1:30.343	6	25.675	1:31.422	40	26.651	1:31.395	69	26.446	1:31.231	17	4 LAPS	2:00.299
19	25.268	1:30.399	44	26.247	1:31.333	6	27.151	1:31.381	40	28.184	1:31.518	70	1 LAP	1:31.096
8	27.913	1:31.126	19	26.671	1:31.066	44	27.657	1:31.315	19	29.758	1:32.013	19	33.115	1:33.401
70	1 LAP	1:31.925	8	30.412	1:32.162	19	27.730	1:30.964	44	30.076	1:32.404	44	33.991	1:33.959
27	1 LAP	1:54.407	70	1 LAP	1:31.201	29	1 LAP	1:38.233	70	1 LAP	1:30.306	33	1 LAP	1:39.184
9	1:13.645	1:35.262	18	1 LAP	1:40.228	70	1 LAP	1:30.834	8	34.976	1:32.693	8	37.175	1:32.243
25	2 LAPS	4:06.091	35	1 LAP	1:41.506	8	32.268	1:31.761	13	1 LAP	1:40.602	13	1 LAP	1:38.526
17	3 LAPS	1:36.822	9	1:19.607	1:35.625	10	1 LAP	1:38.875	29	1 LAP	1:39.213	29	1 LAP	1:38.173
23	1:21.317	1:36.558	17	3 LAPS	1:36.163	42	1 LAP	1:40.150	10	1 LAP	1:38.636	10	1 LAP	1:38.599
21	1:24.215	1:36.604	23	1:29.099	1:37.445	18	1 LAP	1:37.880	42	1 LAP	1:38.113	42	1 LAP	1:39.074
74	1:24.302	1:37.312				35	1 LAP	1:38.553	18	1 LAP	1:38.246	35	1 LAP	1:40.267
									35	1 LAP	1:39.289			
									27	2 LAPS	2:13.705			

MINI CHALLENGE

RACE 14 (2nd Race) - LAP CHART

Lap 16			Lap 17			Lap 18			Lap 19			Lap 20		
No	Behind	Laptime	No	Behind	Laptime	No	Behind	Laptime	No	Behind	Laptime	No	Behind	Laptime
15		1:29.787	15		1:30.549	15		1:30.047	15		1:30.550	15		1:30.525
27	3 LAPS	2:03.911	24	1 LAP	2:56.881	2	10.199	1:30.266	35	2 LAPS	1:40.211	2	10.953	1:31.009
2	10.092	1:30.580	2	9.980	1:30.437	30	10.813	1:30.343	2	10.469	1:30.820	35	2 LAPS	1:39.507
30	11.243	1:29.765	30	10.517	1:29.823	24	1 LAP	1:33.608	30	10.834	1:30.571	30	11.205	1:30.896
77	20.436	1:32.711	77	21.497	1:31.610	77	22.235	1:30.785	24	1 LAP	1:29.427	24	1 LAP	1:30.990
11	20.638	1:30.944	11	21.643	1:31.554	7	22.534	1:30.894	77	22.413	1:30.728	77	22.242	1:30.354
7	21.196	1:33.439	7	21.687	1:31.040	11	22.774	1:31.178	7	22.553	1:30.569	7	22.390	1:30.362
9	1 LAP	1:35.484	4	23.782	1:31.308	4	24.982	1:31.247	4	24.529	1:30.097	14	25.443	1:31.252
4	23.023	1:31.205	14	24.780	1:31.897	14	25.194	1:30.461	14	24.716	1:30.072	4	26.577	1:32.573
23	1 LAP	1:38.033	9	1 LAP	1:34.579	12	28.164	1:31.669	11	25.485	1:33.261	12	28.664	1:30.994
14	23.432	1:30.856	12	26.542	1:31.237	9	1 LAP	1:35.255	12	28.195	1:30.581	27	4 LAPS	2:09.652
74	1 LAP	1:36.687	23	1 LAP	1:37.001	69	32.906	1:31.305	69	33.638	1:31.282	69	33.415	1:30.302
12	25.854	1:30.950	74	1 LAP	1:36.831	40	32.928	1:31.043	70	1 LAP	1:30.402	70	1 LAP	1:29.906
21	1 LAP	1:38.241	69	31.648	1:31.885	70	1 LAP	1:31.288	9	1 LAP	1:35.578	9	1 LAP	1:33.138
40	30.075	1:30.679	40	31.932	1:32.406	23	1 LAP	1:37.189	19	39.306	1:31.661	19	39.888	1:31.107
69	30.312	1:33.027	70	1 LAP	1:31.908	19	38.195	1:31.769	44	40.990	1:32.319	44	41.818	1:31.353
31	1 LAP	1:38.814	19	36.473	1:32.766	74	1 LAP	1:36.958	23	1 LAP	1:38.189	51	1 LAP	1:29.746
20	1 LAP	1:36.722	21	1 LAP	1:37.831	44	39.221	1:32.282	74	1 LAP	1:38.076	23	1 LAP	1:36.944
70	1 LAP	1:29.998	31	1 LAP	1:37.120	31	1 LAP	1:36.440	31	1 LAP	1:37.101	74	1 LAP	1:37.328
19	34.256	1:30.928	44	36.986	1:32.633	21	1 LAP	1:37.037	51	1 LAP	1:30.323	31	1 LAP	1:37.352
44	34.902	1:30.698	20	1 LAP	1:37.064	8	43.772	1:32.402	21	1 LAP	1:37.331	20	1 LAP	1:38.491
25	3 LAPS	1:40.406	8	41.417	1:32.139	20	1 LAP	1:36.676	20	1 LAP	1:36.200	21	1 LAP	1:41.555
8	39.827	1:32.439	27	3 LAPS	2:12.040	51	1 LAP	1:31.932	8	52.822	1:39.600	17	4 LAPS	1:37.336
33	1 LAP	1:37.992	25	3 LAPS	1:41.021	17	4 LAPS	1:37.261	17	4 LAPS	1:36.922	25	3 LAPS	1:41.228
17	4 LAPS	1:41.820	51	1 LAP	3:45.593	33	1 LAP	1:38.623	25	3 LAPS	1:40.244	13	1 LAP	1:38.204
13	1 LAP	1:38.794	17	4 LAPS	1:34.824	25	3 LAPS	1:42.996	13	1 LAP	1:38.471	29	1 LAP	1:37.522
29	1 LAP	1:38.428	33	1 LAP	1:38.038	13	1 LAP	1:38.531	33	1 LAP	1:47.930	33	1 LAP	1:44.558
10	1 LAP	1:38.212	13	1 LAP	1:38.368	29	1 LAP	1:38.507	29	1 LAP	1:37.628			
42	1 LAP	1:38.255	29	1 LAP	1:38.037	10	1 LAP	1:38.161	10	1 LAP	1:38.481			
35	1 LAP	1:39.876	10	1 LAP	1:38.383	42	1 LAP	1:38.381	42	1 LAP	1:38.062			
			42	1 LAP	1:38.229	27	3 LAPS	2:11.596						
			35	1 LAP	1:40.495									

MINI CHALLENGE

RACE 14 (2nd Race) - LAP CHART

Lap 21		
No	Behind	Laptime
15		1:31.655
10	2 LAPS	1:38.197
42	2 LAPS	1:38.738
24	1 LAP	1:31.862
30	11.702	1:32.152
35	2 LAPS	1:40.433
7	21.872	1:31.137
77	22.164	1:31.577
14	24.871	1:31.083
4	27.607	1:32.685
12	29.331	1:32.322
69	31.744	1:29.984
70	1 LAP	1:30.221
9	1 LAP	1:34.641
19	42.679	1:34.446
2	44.126	2:04.828
44	44.987	1:34.824
51	1 LAP	1:30.404
23	1 LAP	1:37.323
74	1 LAP	1:37.233
31	1 LAP	1:37.207
20	1 LAP	1:37.864
27	4 LAPS	2:08.613
21	1 LAP	1:41.470
17	4 LAPS	1:39.583
25	3 LAPS	1:40.663
13	1 LAP	1:38.414
29	1 LAP	1:37.933
33	1 LAP	2:25.108

DUNLOP Radical Enduro Championship

PRACTICE - CLASSIFICATION

POS	NO	CL	NAME	ENTRY	TIME	ON	LAPS	GAP	DIFF	MPH
1	3	SR8	REYNOLDS/PADMORE	Radical SR8	1:09.328	9	17			122.33
2	2	SR8	INCE/KINSELLA	Radical SR8	1:09.873	17	17	0.545	0.545	121.38
3	34	SR8	JOHNSTON/MOSELEY	Radical SR8	1:10.477	3	12	1.149	0.604	120.34
4	65	SR8	LESLIE/JONES	Radical SR8	1:10.683	14	15	1.355	0.206	119.99
5	76	SR8	GREAVES/REEVE	Radical SR8	1:10.787	14	16	1.459	0.104	119.81
6	99	SR3	DUNN/GATES	Radical SR3	1:13.151	16	16	3.823	2.364	115.94
7	46	SR3	James HARRISON	Radical SR3	1:13.295	12	17	3.967	0.144	115.71
8	1	SR3	BAILEY/ELLIS	Radical SR3	1:13.437	4	15	4.109	0.142	115.49
9	59	SR3	Paul THOMAS	Radical SR3	1:13.908	11	15	4.580	0.471	114.75
10	10	SR3	Nick SINFIELD	Radical SR3	1:14.106	14	15	4.778	0.198	114.45
11	70	SR8	ABBOTT/DOVE	Radical SR8	1:14.371	5	15	5.043	0.265	114.04
12	7	SR8	STANLEY/SWIFT	Radical SR8	1:14.501	3	14	5.173	0.130	113.84
13	15	INV	Simon TILLING	Radical Prosport	1:15.696	11	13	6.368	1.195	112.04
14	88	SR3	HALL/OSBORNE	Radical SR3	1:19.156	8	15	9.828	3.460	107.15
15	11	SR3	Karl MORRIS	Radical SR3	1:21.263	9	9	11.935	2.107	104.37
16	50	SR8	Filip BERG-NIELSON	Radical SR8	1:26.905	8	8	17.577	5.642	97.59

Cars 1 & 15 - transponders failed - Car 11 - NO working transponder

Weather / Track : Cloudy / Dry

These results are provisional until the conclusion of any judicial and technical matters.

Thrupton
Circuit Length = 2.3560 miles
Start: 10:52 End: 11:20

Clerk of Course :		Timekeeper :
-------------------	--	--------------

DUNLOP Radical Enduro Championship

PRACTICE - LAP ANALYSIS

1	BAILEY/ELLIS						Radical SR3	
1 -	1:30.721	+ 17.284	10:55:44.019	9	1:17.941	+ 4.504	11:08:41.366	
2 -	1:16.756	+ 3.319	10:57:00.775	10	1:17.450	+ 4.013	11:09:58.816	
3 -	1:14.270	+ 0.833	10:58:15.045	11	2:33.912	+ 1:20.475	11:12:32.728	
4 -	1:13.437		10:59:28.482	12	1:17.807	+ 4.370	11:13:50.535	
5 -	1:13.593	+ 0.156	11:00:42.075	13	1:16.922	+ 3.485	11:15:07.457	
6 -	4:00.404	+ 2:46.967	11:04:42.479	14	1:15.960	+ 2.523	11:16:23.417	
7 -	1:20.114	+ 6.677	11:06:02.593	15	1:15.763	+ 2.326	11:17:39.180	
8 -	1:20.832	+ 7.395	11:07:23.425					
2	INCE/KINSELLA						Radical SR8	
1 -	1:24.597	+ 14.724	10:54:38.147	10	1:11.598	+ 1.725	11:05:47.055	
2 -	1:18.045	+ 8.172	10:55:56.192	11	3:26.571 P	+ 2:16.698	11:09:13.626	
3 -	1:15.659	+ 5.786	10:57:11.851	12	1:18.069	+ 8.196	11:10:31.695	
4 -	1:14.793	+ 4.920	10:58:26.644	13	1:12.311	+ 2.438	11:11:44.006	
5 -	1:13.364	+ 3.491	10:59:40.008	14	1:13.023	+ 3.150	11:12:57.029	
6 -	1:11.685	+ 1.812	11:00:51.693	15	1:10.146	+ 0.273	11:14:07.175	
7 -	1:13.848	+ 3.975	11:02:05.541	16	1:22.372	+ 12.499	11:15:29.547	
8 -	1:13.203	+ 3.330	11:03:18.744	17	1:09.873		11:16:39.420	
9 -	1:16.713	+ 6.840	11:04:35.457					
3	REYNOLDS/PADMORE						Radical SR8	
1 -	1:29.956	+ 20.628	10:54:33.970	10	1:17.670	+ 8.342	11:05:40.553	
2 -	1:21.961	+ 12.633	10:55:55.931	11	3:18.611 P	+ 2:09.283	11:08:59.164	
3 -	1:12.155	+ 2.827	10:57:08.086	12	1:29.878	+ 20.550	11:10:29.042	
4 -	1:12.027	+ 2.699	10:58:20.113	13	1:20.605	+ 11.277	11:11:49.647	
5 -	1:09.330	+ 0.002	10:59:29.443	14	1:18.028	+ 8.700	11:13:07.675	
6 -	1:11.437	+ 2.109	11:00:40.880	15	1:17.798	+ 8.470	11:14:25.473	
7 -	1:16.042	+ 6.714	11:01:56.922	16	1:16.946	+ 7.618	11:15:42.419	
8 -	1:16.633	+ 7.305	11:03:13.555	17	1:17.945	+ 8.617	11:17:00.364	
9 -	1:09.328		11:04:22.883					
7	STANLEY/SWIFT						Radical SR8	
1 -	1:27.074	+ 12.573	10:54:53.926	8	1:16.838	+ 2.337	11:03:41.912	
2 -	1:17.501	+ 3.000	10:56:11.427	9	6:11.597 P	+ 4:57.096	11:09:53.509	
3 -	1:14.501		10:57:25.928	10	1:44.141	+ 29.640	11:11:37.650	
4 -	1:14.818	+ 0.317	10:58:40.746	11	1:26.527	+ 12.026	11:13:04.177	
5 -	1:14.657	+ 0.156	10:59:55.403	12	1:23.230	+ 8.729	11:14:27.407	
6 -	1:14.789	+ 0.288	11:01:10.192	13	1:20.391	+ 5.890	11:15:47.798	
7 -	1:14.882	+ 0.381	11:02:25.074	14	1:19.803	+ 5.302	11:17:07.601	
10	Nick SINFIELD						Radical SR3	
1 -	1:36.534	+ 22.428	10:54:57.551	9	1:14.836	+ 0.730	11:06:45.398	
2 -	1:20.962	+ 6.856	10:56:18.513	10	4:34.019 P	+ 3:19.913	11:11:19.417	
3 -	1:19.582	+ 5.476	10:57:38.095	11	1:16.337	+ 2.231	11:12:35.754	
4 -	2:40.559 P	+ 1:26.453	11:00:18.654	12	1:16.047	+ 1.941	11:13:51.801	
5 -	1:25.579	+ 11.473	11:01:44.233	13	1:14.822	+ 0.716	11:15:06.623	
6 -	1:15.593	+ 1.487	11:02:59.826	14	1:14.106		11:16:20.729	
7 -	1:15.610	+ 1.504	11:04:15.436	15	1:15.200	+ 1.094	11:17:35.929	
8 -	1:15.126	+ 1.020	11:05:30.562					
11	Karl MORRIS						Radical SR3	
1 -	1:38.120	+ 16.857	10:57:02.303	6	4:40.207	+ 3:18.944	11:09:19.220	
2 -	1:27.906	+ 6.643	10:58:30.209	7	1:21.742	+ 0.479	11:10:40.962	
3 -	3:19.498	+ 1:58.235	11:01:49.707	8	4:36.165	+ 3:14.902	11:15:17.127	
4 -	1:26.334	+ 5.071	11:03:16.041	9	1:21.263		11:16:38.390	
5 -	1:22.972	+ 1.709	11:04:39.013					
15	Simon TILLING						Radical Prosport	
1 -	4:09.271 P	+ 2:53.575	10:58:15.921	8	1:16.177	+ 0.481	11:07:36.573	
2 -	1:33.966	+ 18.270	10:59:49.887	9	1:15.843	+ 0.147	11:08:52.416	
3 -	1:21.233	+ 5.537	11:01:11.120	10	2:34.302	+ 1:18.606	11:11:26.718	
4 -	1:19.150	+ 3.454	11:02:30.270	11	1:15.696		11:12:42.414	

Thruxton
Circuit Length = 2.3560 miles
Start: 10:52 End: 11:20

Weather / Track : Cloudy / Dry

DUNLOP Radical Enduro Championship

PRACTICE - LAP ANALYSIS

5 -	1:17.246	+ 1.550	11:03:47.516	12	1:17.839	+ 2.143	11:14:00.253
6 -	1:16.690	+ 0.994	11:05:04.206	13	1:15.890	+ 0.194	11:15:16.143
7 -	1:16.190	+ 0.494	11:06:20.396				
34	JOHNSTON/MOSELEY			Radical SR8			
1 -	4:10.167 P	+ 2:59.690	10:57:21.546	7	1:16.441	+ 5.964	11:06:53.370
2 -	1:15.706	+ 5.229	10:58:37.252	8	4:20.769 P	+ 3:10.292	11:11:14.139
3 -	1:10.477		10:59:47.729	9	1:17.325	+ 6.848	11:12:31.464
4 -	3:11.242 P	+ 2:00.765	11:02:58.971	10	1:15.923	+ 5.446	11:13:47.387
5 -	1:21.416	+ 10.939	11:04:20.387	11	1:15.736	+ 5.259	11:15:03.123
6 -	1:16.542	+ 6.065	11:05:36.929	12	1:14.999	+ 4.522	11:16:18.122
46	James HARRISON			Radical SR3			
1 -	1:41.761	+ 28.466	10:54:43.406	10	1:13.596	+ 0.301	11:07:48.761
2 -	1:30.582	+ 17.287	10:56:13.988	11	1:13.544	+ 0.249	11:09:02.305
3 -	1:26.074	+ 12.779	10:57:40.062	12	1:13.295		11:10:15.600
4 -	1:20.414	+ 7.119	10:59:00.476	13	1:14.483	+ 1.188	11:11:30.083
5 -	1:17.563	+ 4.268	11:00:18.039	14	1:13.539	+ 0.244	11:12:43.622
6 -	2:31.612 P	+ 1:18.317	11:02:49.651	15	1:16.144	+ 2.849	11:13:59.766
7 -	1:16.981	+ 3.686	11:04:06.632	16	1:15.798	+ 2.503	11:15:15.564
8 -	1:14.648	+ 1.353	11:05:21.280	17	1:14.869	+ 1.574	11:16:30.433
9 -	1:13.885	+ 0.590	11:06:35.165				
50	Filip BERG-NIELSON			Radical SR8			
1 -	2:00.884	+ 33.979	11:02:21.309	5	1:31.474	+ 4.569	11:12:28.131
2 -	5:15.466 P	+ 3:48.561	11:07:36.775	6	1:37.081	+ 10.176	11:14:05.212
3 -	1:46.840	+ 19.935	11:09:23.615	7	1:31.812	+ 4.907	11:15:37.024
4 -	1:33.042	+ 6.137	11:10:56.657	8	1:26.905		11:17:03.929
59	Paul THOMAS			Radical SR3			
1 -	1:36.309	+ 22.401	10:55:16.835	9	1:19.041	+ 5.133	11:07:04.973
2 -	1:19.954	+ 6.046	10:56:36.789	10	1:19.713	+ 5.805	11:08:24.686
3 -	1:15.426	+ 1.518	10:57:52.215	11	1:13.908		11:09:38.594
4 -	1:14.060	+ 0.152	10:59:06.275	12	4:00.345 P	+ 2:46.437	11:13:38.939
5 -	1:15.025	+ 1.117	11:00:21.300	13	1:20.040	+ 6.132	11:14:58.979
6 -	1:14.282	+ 0.374	11:01:35.582	14	1:17.868	+ 3.960	11:16:16.847
7 -	2:44.935 P	+ 1:31.027	11:04:20.517	15	1:19.490	+ 5.582	11:17:36.337
8 -	1:25.415	+ 11.507	11:05:45.932				
65	LESLIE/JONES			Radical SR8			
1 -	1:28.330	+ 17.647	10:54:45.141	9	1:13.501	+ 2.818	11:07:16.987
2 -	1:20.876	+ 10.193	10:56:06.017	10	1:10.765	+ 0.082	11:08:27.752
3 -	1:15.301	+ 4.618	10:57:21.318	11	1:11.172	+ 0.489	11:09:38.924
4 -	3:37.461 P	+ 2:26.778	11:00:58.779	12	1:13.111	+ 2.428	11:10:52.035
5 -	1:27.142	+ 16.459	11:02:25.921	13	1:11.202	+ 0.519	11:12:03.237
6 -	1:14.222	+ 3.539	11:03:40.143	14	1:10.683		11:13:13.920
7 -	1:12.122	+ 1.439	11:04:52.265	15	3:34.881 P	+ 2:24.198	11:16:48.801
8 -	1:11.221	+ 0.538	11:06:03.486				
70	ABBOTT/DOVE			Radical SR8			
1 -	1:39.925	+ 25.554	10:54:32.170	9	1:33.767	+ 19.396	11:07:21.025
2 -	1:31.967	+ 17.596	10:56:04.137	10	1:20.736	+ 6.365	11:08:41.761
3 -	1:18.966	+ 4.595	10:57:23.103	11	1:16.955	+ 2.584	11:09:58.716
4 -	1:16.001	+ 1.630	10:58:39.104	12	1:14.679	+ 0.308	11:11:13.395
5 -	1:14.371		10:59:53.475	13	2:57.880 P	+ 1:43.509	11:14:11.275
6 -	1:15.793	+ 1.422	11:01:09.268	14	1:21.371	+ 7.000	11:15:32.646
7 -	1:14.644	+ 0.273	11:02:23.912	15	1:15.164	+ 0.793	11:16:47.810
8 -	3:23.346 P	+ 2:08.975	11:05:47.258				
76	GREAVES/REEVE			Radical SR8			
1 -	1:27.470	+ 16.683	10:54:24.373	9	1:21.308	+ 10.521	11:06:41.353
2 -	1:17.178	+ 6.391	10:55:41.551	10	1:14.013	+ 3.226	11:07:55.366
3 -	1:17.231	+ 6.444	10:56:58.782	11	1:11.260	+ 0.473	11:09:06.626
4 -	1:12.137	+ 1.350	10:58:10.919	12	1:11.184	+ 0.397	11:10:17.810

Thrupton
Circuit Length = 2.3560 miles
Start: 10:52 End: 11:20

Weather / Track : Cloudy / Dry

DUNLOP Radical Enduro Championship

PRACTICE - LAP ANALYSIS

5 -	1:11.500	+ 0.713	10:59:22.419	13	1:11.341	+ 0.554	11:11:29.151
6 -	1:13.475	+ 2.688	11:00:35.894	14	1:10.787		11:12:39.938
7 -	1:10.949	+ 0.162	11:01:46.843	15	1:11.058	+ 0.271	11:13:50.996
8 -	3:33.202 P	+ 2:22.415	11:05:20.045	16	1:10.940	+ 0.153	11:15:01.936
88	HALL/OSBORNE			Radical SR3			
1 -	1:38.683	+ 19.527	10:55:14.969	9	1:20.146	+ 0.990	11:05:59.725
2 -	1:23.614	+ 4.458	10:56:38.583	10	1:22.987	+ 3.831	11:07:22.712
3 -	1:20.450	+ 1.294	10:57:59.033	11	4:03.744 P	+ 2:44.588	11:11:26.456
4 -	1:20.996	+ 1.840	10:59:20.029	12	1:31.520	+ 12.364	11:12:57.976
5 -	1:19.793	+ 0.637	11:00:39.822	13	1:24.058	+ 4.902	11:14:22.034
6 -	1:21.327	+ 2.171	11:02:01.149	14	1:24.255	+ 5.099	11:15:46.289
7 -	1:19.274	+ 0.118	11:03:20.423	15	1:25.433	+ 6.277	11:17:11.722
8 -	1:19.156		11:04:39.579				
99	DUNN/GATES			Radical SR3			
1 -	1:29.090	+ 15.939	10:54:53.133	9	1:14.100	+ 0.949	11:04:58.638
2 -	1:21.024	+ 7.873	10:56:14.157	10	1:14.042	+ 0.891	11:06:12.680
3 -	1:16.822	+ 3.671	10:57:30.979	11	1:14.722	+ 1.571	11:07:27.402
4 -	1:15.458	+ 2.307	10:58:46.437	12	1:16.605	+ 3.454	11:08:44.007
5 -	1:14.355	+ 1.204	11:00:00.792	13	1:13.830	+ 0.679	11:09:57.837
6 -	1:13.672	+ 0.521	11:01:14.464	14	4:54.186 P	+ 3:41.035	11:14:52.023
7 -	1:14.764	+ 1.613	11:02:29.228	15	1:15.500	+ 2.349	11:16:07.523
8 -	1:15.310	+ 2.159	11:03:44.538	16	1:13.151		11:17:20.674

DUNLOP Radical Enduro Championship

QUALIFYING - CLASSIFICATION

POS	NO	CL	NAME	ENTRY	TIME	ON	LAPS	GAP	DIFF	MPH
1	65	SR8	LESLIE/JONES	Radical SR8	1:09.190	16	16			122.58
2	3	SR8	REYNOLDS/PADMORE	Radical SR8	1:09.208	17	17	0.018	0.018	122.55
3	2	SR8	INCE/KINSELLA	Radical SR8	1:09.375	13	19	0.185	0.167	122.25
4	76	SR8	GREAVES/REEVE	Radical SR8	1:09.892	8	22	0.702	0.517	121.35
5	70	SR8	ABBOTT/DOVE	Radical SR8	1:12.054	6	20	2.864	2.162	117.71
6	99	SR3	DUNN/GATES	Radical SR3	1:12.376	16	16	3.186	0.322	117.18
7	1	SR3	BAILEY/ELLIS	Radical SR3	1:12.851	14	17	3.661	0.475	116.42
8	7	SR8	STANLEY/SWIFT	Radical SR8	1:13.126	21	21	3.936	0.275	115.98
9	59	SR3	Paul THOMAS	Radical SR3	1:13.146	17	21	3.956	0.020	115.95
10	46	SR3	James HARRISON	Radical SR3	1:13.351	20	22	4.161	0.205	115.62
11	10	SR3	Nick SINFIELD	Radical SR3	1:13.580	8	16	4.390	0.229	115.27
12	50	SR8	Filip BERG-NIELSON	Radical SR8	1:13.707	17	20	4.517	0.127	115.07
13	15	INV	Simon TILLING	Radical Prosport	1:14.951	14	17	5.761	1.244	113.16
14	88	SR3	HALL/OSBORNE	Radical SR3	1:17.608	21	21	8.418	2.657	109.28
15	11	SR3	Karl MORRIS	Radical SR3	1:19.171	6	6	9.981	1.563	107.12

Weather / Track : Cloudy / Dry

These results are provisional until the conclusion of any judicial and technical matters.

Thrupton
 Circuit Length = 2.3560 miles
 Start: 14:55 End: 15:26

Clerk of Course :		Timekeeper :
-------------------	--	--------------

DUNLOP Radical Enduro Championship

QUALIFYING - LAP ANALYSIS

1	BAILEY/ELLIS						Radical SR3	
1 -	1:33.292	+ 20.441	14:57:32.647	10	1:13.637	+ 0.786	15:11:36.635	
2 -	1:21.419	+ 8.568	14:58:54.066	11	1:14.182	+ 1.331	15:12:50.817	
3 -	1:17.720	+ 4.869	15:00:11.786	12	1:23.094	+ 10.243	15:14:13.911	
4 -	1:17.692	+ 4.841	15:01:29.478	13	1:13.430	+ 0.579	15:15:27.341	
5 -	1:17.527	+ 4.676	15:02:47.005	14	1:12.851		15:16:40.192	
6 -	3:28.114 P	+ 2:15.263	15:06:15.119	15	1:14.171	+ 1.320	15:17:54.363	
7 -	1:34.756	+ 21.905	15:07:49.875	16	1:13.652	+ 0.801	15:19:08.015	
8 -	1:18.902	+ 6.051	15:09:08.777	17	1:12.883	+ 0.032	15:20:20.898	
9 -	1:14.221	+ 1.370	15:10:22.998					
2	INCE/KINSELLA						Radical SR8	
1 -	1:23.443	+ 14.068	14:57:32.343	11	1:12.568	+ 3.193	15:11:06.035	
2 -	1:15.000	+ 5.625	14:58:47.343	12	1:13.664	+ 4.289	15:12:19.699	
3 -	1:14.415	+ 5.040	15:00:01.758	13	1:09.375		15:13:29.074	
4 -	1:11.512	+ 2.137	15:01:13.270	14	1:15.535	+ 6.160	15:14:44.609	
5 -	1:16.307	+ 6.932	15:02:29.577	15	1:14.910	+ 5.535	15:15:59.519	
6 -	2:38.329 P	+ 1:28.954	15:05:07.906	16	1:09.517	+ 0.142	15:17:09.036	
7 -	1:13.976	+ 4.601	15:06:21.882	17	2:53.886 P	+ 1:44.511	15:20:02.922	
8 -	1:09.793	+ 0.418	15:07:31.675	18	1:17.771	+ 8.396	15:21:20.693	
9 -	1:11.641	+ 2.266	15:08:43.316	19	1:10.918	+ 1.543	15:22:31.611	
10 -	1:10.151	+ 0.776	15:09:53.467					
3	REYNOLDS/PADMORE						Radical SR8	
1 -	1:29.549	+ 20.341	14:57:34.801	10	2:50.570 P	+ 1:41.362	15:10:29.644	
2 -	1:16.827	+ 7.619	14:58:51.628	11	1:18.869	+ 9.661	15:11:48.513	
3 -	1:18.349	+ 9.141	15:00:09.977	12	1:10.669	+ 1.461	15:12:59.182	
4 -	1:15.993	+ 6.785	15:01:25.970	13	1:10.624	+ 1.416	15:14:09.806	
5 -	1:15.109	+ 5.901	15:02:41.079	14	1:12.602	+ 3.394	15:15:22.408	
6 -	1:15.395	+ 6.187	15:03:56.474	15	1:09.800	+ 0.592	15:16:32.208	
7 -	1:14.520	+ 5.312	15:05:10.994	16	1:16.603	+ 7.395	15:17:48.811	
8 -	1:14.199	+ 4.991	15:06:25.193	17	1:09.208		15:18:58.019	
9 -	1:13.881	+ 4.673	15:07:39.074					
7	STANLEY/SWIFT						Radical SR8	
1 -	1:33.452	+ 20.326	14:57:29.899	12	1:13.878	+ 0.752	15:12:49.228	
2 -	1:20.084	+ 6.958	14:58:49.983	13	1:19.331	+ 6.205	15:14:08.559	
3 -	1:18.833	+ 5.707	15:00:08.816	14	1:14.481	+ 1.355	15:15:23.040	
4 -	1:19.330	+ 6.204	15:01:28.146	15	1:13.608	+ 0.482	15:16:36.648	
5 -	1:16.508	+ 3.382	15:02:44.654	16	2:19.093 P	+ 1:05.967	15:18:55.741	
6 -	1:16.731	+ 3.605	15:04:01.385	17	1:21.880	+ 8.754	15:20:17.621	
7 -	1:15.746	+ 2.620	15:05:17.131	18	1:17.604	+ 4.478	15:21:35.225	
8 -	2:27.489 P	+ 1:14.363	15:07:44.620	19	1:17.583	+ 4.457	15:22:52.808	
9 -	1:22.007	+ 8.881	15:09:06.627	20	1:13.212	+ 0.086	15:24:06.020	
10 -	1:14.573	+ 1.447	15:10:21.200	21	1:13.126		15:25:19.146	
11 -	1:14.150	+ 1.024	15:11:35.350					
10	Nick SINFIELD						Radical SR3	
1 -	1:38.011	+ 24.431	14:57:39.021	9	1:14.330	+ 0.750	15:08:44.531	
2 -	1:21.439	+ 7.859	14:59:00.460	10	1:14.100	+ 0.520	15:09:58.631	
3 -	1:15.670	+ 2.090	15:00:16.130	11	1:14.814	+ 1.234	15:11:13.445	
4 -	1:13.821	+ 0.241	15:01:29.951	12	1:14.005	+ 0.425	15:12:27.450	
5 -	1:15.322	+ 1.742	15:02:45.273	13	1:15.825	+ 2.245	15:13:43.275	
6 -	2:14.828 P	+ 1:01.248	15:05:00.101	14	1:13.684	+ 0.104	15:14:56.959	
7 -	1:16.520	+ 2.940	15:06:16.621	15	1:13.896	+ 0.316	15:16:10.855	
8 -	1:13.580		15:07:30.201	16	1:13.983	+ 0.403	15:17:24.838	
11	Karl MORRIS						Radical SR3	
1 -	1:40.953	+ 21.782	15:04:22.550	4	1:20.232	+ 1.061	15:08:35.498	
2 -	1:29.354	+ 10.183	15:05:51.904	5	1:20.164	+ 0.993	15:09:55.662	
3 -	1:23.362	+ 4.191	15:07:15.266	6	1:19.171		15:11:14.833	

Thruxton
Circuit Length = 2.3560 miles
Start: 14:55 End: 15:26

Weather / Track : Cloudy / Dry

DUNLOP Radical Enduro Championship

QUALIFYING - LAP ANALYSIS

15	Simon TILLING			Radical Prospert			
1 -	1:27.474	+ 12.523	14:57:14.599	10	1:16.153	+ 1.202	15:09:54.794
2 -	1:17.548	+ 2.597	14:58:32.147	11	6:59.209	+ 5:44.258	15:16:54.003
3 -	1:17.158	+ 2.207	14:59:49.305	12	1:15.416	+ 0.465	15:18:09.419
4 -	1:15.844	+ 0.893	15:01:05.149	13	1:15.263	+ 0.312	15:19:24.682
5 -	1:17.144	+ 2.193	15:02:22.293	14	1:14.951		15:20:39.633
6 -	2:30.769	+ 1:15.818	15:04:53.062	15	1:15.575	+ 0.624	15:21:55.208
7 -	1:15.100	+ 0.149	15:06:08.162	16	1:36.943	+ 21.992	15:23:32.151
8 -	1:15.280	+ 0.329	15:07:23.442	17	1:15.133	+ 0.182	15:24:47.284
9 -	1:15.199	+ 0.248	15:08:38.641				
46	James HARRISON			Radical SR3			
1 -	1:33.498	+ 20.147	14:57:17.503	12	1:16.658	+ 3.307	15:13:39.160
2 -	1:28.042	+ 14.691	14:58:45.545	13	1:13.768	+ 0.417	15:14:52.928
3 -	1:25.344	+ 11.993	15:00:10.889	14	1:15.866	+ 2.515	15:16:08.794
4 -	1:16.369	+ 3.018	15:01:27.258	15	1:15.254	+ 1.903	15:17:24.048
5 -	1:14.654	+ 1.303	15:02:41.912	16	1:20.823	+ 7.472	15:18:44.871
6 -	1:22.731	+ 9.380	15:04:04.643	17	1:13.881	+ 0.530	15:19:58.752
7 -	1:13.946	+ 0.595	15:05:18.589	18	1:13.442	+ 0.091	15:21:12.194
8 -	1:14.178	+ 0.827	15:06:32.767	19	1:13.435	+ 0.084	15:22:25.629
9 -	3:16.714 P	+ 2:03.363	15:09:49.481	20	1:13.351		15:23:38.980
10 -	1:18.836	+ 5.485	15:11:08.317	21	1:13.489	+ 0.138	15:24:52.469
11 -	1:14.185	+ 0.834	15:12:22.502	22	1:17.086	+ 3.735	15:26:09.555
50	Filip BERG-NIELSON			Radical SR8			
1 -	1:36.858	+ 23.151	14:57:55.370	11	1:36.008	+ 22.301	15:14:37.745
2 -	1:23.543	+ 9.836	14:59:18.913	12	1:24.075	+ 10.368	15:16:01.820
3 -	1:22.133	+ 8.426	15:00:41.046	13	1:18.609	+ 4.902	15:17:20.429
4 -	1:17.906	+ 4.199	15:01:58.952	14	1:16.947	+ 3.240	15:18:37.376
5 -	1:15.866	+ 2.159	15:03:14.818	15	1:15.026	+ 1.319	15:19:52.402
6 -	1:15.793	+ 2.086	15:04:30.611	16	1:14.459	+ 0.752	15:21:06.861
7 -	1:17.963	+ 4.256	15:05:48.574	17	1:13.707		15:22:20.568
8 -	1:15.857	+ 2.150	15:07:04.431	18	1:13.881	+ 0.174	15:23:34.449
9 -	1:15.337	+ 1.630	15:08:19.768	19	1:15.101	+ 1.394	15:24:49.550
10 -	4:41.969 P	+ 3:28.262	15:13:01.737	20	1:23.136	+ 9.429	15:26:12.686
59	Paul THOMAS			Radical SR3			
1 -	1:27.914	+ 14.768	14:57:19.367	12	3:39.400 P	+ 2:26.254	15:13:45.514
2 -	1:17.761	+ 4.615	14:58:37.128	13	1:18.427	+ 5.281	15:15:03.941
3 -	1:14.597	+ 1.451	14:59:51.725	14	1:14.504	+ 1.358	15:16:18.445
4 -	1:13.962	+ 0.816	15:01:05.687	15	1:13.312	+ 0.166	15:17:31.757
5 -	1:15.875	+ 2.729	15:02:21.562	16	1:25.107	+ 11.961	15:18:56.864
6 -	1:16.249	+ 3.103	15:03:37.811	17	1:13.146		15:20:10.010
7 -	1:13.888	+ 0.742	15:04:51.699	18	1:13.699	+ 0.553	15:21:23.709
8 -	1:13.860	+ 0.714	15:06:05.559	19	1:39.113	+ 25.967	15:23:02.822
9 -	1:13.680	+ 0.534	15:07:19.239	20	1:20.163	+ 7.017	15:24:22.985
10 -	1:33.219	+ 20.073	15:08:52.458	21	1:13.404	+ 0.258	15:25:36.389
11 -	1:13.656	+ 0.510	15:10:06.114				
65	LESLIE/JONES			Radical SR8			
1 -	1:26.313	+ 17.123	14:57:06.266	9	1:09.746	+ 0.556	15:09:16.112
2 -	1:17.209	+ 8.019	14:58:23.475	10	1:09.318	+ 0.128	15:10:25.430
3 -	1:15.542	+ 6.352	14:59:39.017	11	4:17.963 P	+ 3:08.773	15:14:43.393
4 -	1:13.857	+ 4.667	15:00:52.874	12	1:38.650	+ 29.460	15:16:22.043
5 -	1:14.198	+ 5.008	15:02:07.072	13	1:10.337	+ 1.147	15:17:32.380
6 -	1:13.823	+ 4.633	15:03:20.895	14	3:39.794 P	+ 2:30.604	15:21:12.174
7 -	3:22.512 P	+ 2:13.322	15:06:43.407	15	1:18.955	+ 9.765	15:22:31.129
8 -	1:22.959	+ 13.769	15:08:06.366	16	1:09.190		15:23:40.319
70	ABBOTT/DOVE			Radical SR8			
1 -	1:27.331	+ 15.277	14:57:17.026	11	4:06.880 P	+ 2:54.826	15:12:22.376
2 -	1:15.592	+ 3.538	14:58:32.618	12	1:28.411	+ 16.357	15:13:50.787
3 -	1:13.871	+ 1.817	14:59:46.489	13	1:18.799	+ 6.745	15:15:09.586
4 -	1:13.046	+ 0.992	15:00:59.535	14	1:14.715	+ 2.661	15:16:24.301

Thrupton
Circuit Length = 2.3560 miles
Start: 14:55 End: 15:26

Weather / Track : Cloudy / Dry


DUNLOP Radical Enduro Championship

QUALIFYING - LAP ANALYSIS

5 -	1:12.209	+ 0.155	15:02:11.744	15	1:14.682	+ 2.628	15:17:38.983
6 -	1:12.054		15:03:23.798	16	1:15.269	+ 3.215	15:18:54.252
7 -	1:12.702	+ 0.648	15:04:36.500	17	1:14.983	+ 2.929	15:20:09.235
8 -	1:12.551	+ 0.497	15:05:49.051	18	1:13.917	+ 1.863	15:21:23.152
9 -	1:13.936	+ 1.882	15:07:02.987	19	2:50.557 P	+ 1:38.503	15:24:13.709
10 -	1:12.509	+ 0.455	15:08:15.496	20	1:18.487	+ 6.433	15:25:32.196
76	GREAVES/REEVE			Radical SR8			
1 -	1:20.246	+ 10.354	14:57:23.599	12	1:10.645	+ 0.753	15:12:24.108
2 -	1:13.604	+ 3.712	14:58:37.203	13	1:11.108	+ 1.216	15:13:35.216
3 -	1:11.029	+ 1.137	14:59:48.232	14	1:10.732	+ 0.840	15:14:45.948
4 -	1:14.647	+ 4.755	15:01:02.879	15	1:11.945	+ 2.053	15:15:57.893
5 -	1:11.613	+ 1.721	15:02:14.492	16	1:10.693	+ 0.801	15:17:08.586
6 -	1:19.305	+ 9.413	15:03:33.797	17	2:08.193 P	+ 58.301	15:19:16.779
7 -	1:10.173	+ 0.281	15:04:43.970	18	1:20.394	+ 10.502	15:20:37.173
8 -	1:09.892		15:05:53.862	19	1:14.996	+ 5.104	15:21:52.169
9 -	2:50.035 P	+ 1:40.143	15:08:43.897	20	1:12.474	+ 2.582	15:23:04.643
10 -	1:18.107	+ 8.215	15:10:02.004	21	1:10.730	+ 0.838	15:24:15.373
11 -	1:11.459	+ 1.567	15:11:13.463	22	1:26.350	+ 16.458	15:25:41.723
88	HALL/OSBORNE			Radical SR3			
1 -	1:32.505	+ 14.897	14:57:45.335	12	1:21.736	+ 4.128	15:13:52.264
2 -	1:25.852	+ 8.244	14:59:11.187	13	1:19.771	+ 2.163	15:15:12.035
3 -	1:23.699	+ 6.091	15:00:34.886	14	1:18.646	+ 1.038	15:16:30.681
4 -	1:21.609	+ 4.001	15:01:56.495	15	1:19.553	+ 1.945	15:17:50.234
5 -	1:20.178	+ 2.570	15:03:16.673	16	1:19.315	+ 1.707	15:19:09.549
6 -	1:19.855	+ 2.247	15:04:36.528	17	1:19.006	+ 1.398	15:20:28.555
7 -	1:19.609	+ 2.001	15:05:56.137	18	1:19.726	+ 2.118	15:21:48.281
8 -	1:21.041	+ 3.433	15:07:17.178	19	1:19.387	+ 1.779	15:23:07.668
9 -	1:21.021	+ 3.413	15:08:38.199	20	1:18.622	+ 1.014	15:24:26.290
10 -	1:22.088	+ 4.480	15:10:00.287	21	1:17.608		15:25:43.898
11 -	2:30.241 P	+ 1:12.633	15:12:30.528				
99	DUNN/GATES			Radical SR3			
1 -	1:37.997	+ 25.621	14:57:15.208	9	3:05.692 P	+ 1:53.316	15:09:25.222
2 -	1:28.880	+ 16.504	14:58:44.088	10	1:25.974	+ 13.598	15:10:51.196
3 -	1:25.431	+ 13.055	15:00:09.519	11	1:17.837	+ 5.461	15:12:09.033
4 -	1:15.676	+ 3.300	15:01:25.195	12	1:12.850	+ 0.474	15:13:21.883
5 -	1:13.598	+ 1.222	15:02:38.793	13	1:12.391	+ 0.015	15:14:34.274
6 -	1:14.109	+ 1.733	15:03:52.902	14	1:12.776	+ 0.400	15:15:47.050
7 -	1:13.352	+ 0.976	15:05:06.254	15	1:16.502	+ 4.126	15:17:03.552
8 -	1:13.276	+ 0.900	15:06:19.530	16	1:12.376		15:18:15.928

DUNLOP Radical Enduro Championship

RACE 6 (1st Race) - GRID

ROW 8	1:19.171 11 Karl MORRIS	
ROW 7	1:14.951 15 Simon TILLING	1:17.608 88 HALL/OSBORNE
ROW 6	1:13.580 10 Nick SINFIELD	1:13.707 50 Filip BERG-NIELSON
ROW 5	1:13.146 59 Paul THOMAS	1:13.351 46 James HARRISON
ROW 4	1:12.851 1 BAILEY/ELLIS	1:13.126 7 STANLEY/SWIFT
ROW 3	1:12.054 70 ABBOTT/DOVE	1:12.376 99 DUNN/GATES
ROW 2	1:09.375 2 INCE/KINSELLA	1:09.892 76 GREAVES/REEVE
ROW 1	1:09.190 65 LESLIE/JONES	1:09.208 3 REYNOLDS/PADMORE
Pole		
		

Weather / Track : Cloudy / Dry

Thruxton
Circuit Length = 2.3560 miles

These results are provisional until the conclusion of any judicial and technical matters.

Clerk of Course :

Timekeeper :

DUNLOP Radical Enduro Championship

RACE 6 (1st Race) - CLASSIFICATION

POS	NO	CL	NAME	ENTRY	LAPS	TIME	GAP	DIFF	MPH	BEST	ON
1	2	SR8	INCE/KINSELLA	Radical SR8	37	45:49.804			114.12	1:10.546	27
2	76	SR8	GREAVES/REEVE	Radical SR8	37	46:35.077	45.273	45.273	112.27	1:10.713	6
3	70	SR8	ABBOTT/DOVE	Radical SR8	37	47:04.953	1:15.149	29.876	111.08	1:11.854	8
4	46	SR3	James HARRISON	Radical SR3	36	46:00.965	1 lap	1 lap	110.59	1:13.229	9
5	59	SR3	Paul THOMAS	Radical SR3	36	46:08.910	1 lap	7.945	110.27	1:13.611	31
6	1	SR3	BAILEY/ELLIS	Radical SR3	35	45:55.422	2 laps	1 lap	107.73	1:12.858	12
7	10	SR3	Nick SINFIELD	Radical SR3	35	45:58.565	2 laps	3.143	107.61	1:13.518	35
8	88	SR3	HALL/OSBORNE	Radical SR3	35	46:59.363	2 laps	1:00.798	105.29	1:15.242	14
9	15	INV	Simon TILLING	Radical Prosport	34	46:13.533	3 laps	1 lap	103.97	1:14.491	32
10	3	SR8	REYNOLDS/PADMORE	Radical SR8	31	47:00.348	6 laps	3 laps	93.22	1:10.152	15
NOT CLASSIFIED											
DNC	50	SR8	Filip BERG-NIELSON	Radical SR8	13	17:48.895	24 laps	18 laps	103.15	1:13.062	5
DNC	65	SR8	LESLIE/JONES	Radical SR8	0	2:46.976					0
DNC	99	SR3	DUNN/GATES	Radical SR3	0	01.825					0
DNC	7	SR8	STANLEY/SWIFT	Radical SR8	0	01.969					0
FASTEST LAP											
15	INV		Simon TILLING	Radical Prosport	32	1:14.491			113.86 mph	183.24 kph	
1	SR3		BAILEY/ELLIS	Radical SR3	12	1:12.858			116.41 mph	187.34 kph	
3	SR8		REYNOLDS/PADMORE	Radical SR8	15	1:10.152			120.90 mph	194.57 kph	

Weather / Track : Cloudy / Dry

These results are provisional until the conclusion of any judicial and technical matters.

Thrupton
Circuit Length = 2.3560 miles
Start: 10:55 End: 11:42

Clerk of Course :

Timekeeper :

DUNLOP Radical Enduro Championship
RACE 6 (1st Race) - LAP CHART

Lap 1			Lap 2			Lap 3			Lap 4			Lap 5		
No	Behind	Laptime	No	Behind	Laptime	No	Behind	Laptime	No	Behind	Laptime	No	Behind	Laptime
76		1:16.064	76		1:13.426	76		1:12.302	76		1:10.896	76		1:11.360
70	1.773	1:17.715	70	2.252	1:13.905	70	2.934	1:12.984	70	5.491	1:13.453	10	1 LAP	1:14.905
2	3.601	1:19.442	2	4.897	1:14.722	2	7.222	1:14.627	2	10.451	1:14.125	70	7.210	1:13.079
1	4.468	1:19.928	1	5.608	1:14.566	50	8.104	1:13.672	50	10.772	1:13.564	2	11.788	1:12.697
50	6.078	1:20.595	50	6.734	1:14.082	1	8.173	1:14.867	1	11.293	1:14.016	50	12.474	1:13.062
15	11.513	1:25.374	59	19.237	1:19.933	59	23.067	1:16.132	59	27.161	1:14.990	1	13.714	1:13.781
59	12.730	1:27.761	15	19.936	1:21.849	46	26.351	1:18.496	46	29.753	1:14.298	59	30.360	1:14.559
46	15.004	1:29.799	46	20.157	1:18.579	15	26.870	1:19.236	15	35.707	1:19.733	46	32.116	1:13.723
88	15.114	1:28.890	88	21.037	1:19.349	88	27.762	1:19.027	88	36.391	1:19.525	88	43.583	1:18.552
10	1:03.000	2:17.553	10	1:06.764	1:17.190	10	1:08.848	1:14.386				P 15	44.133	1:19.786

DUNLOP Radical Enduro Championship
RACE 6 (1st Race) - LAP CHART

Lap 6			Lap 7			Lap 8			Lap 9			Lap 10		
No	Behind	Laptime	No	Behind	Laptime	No	Behind	Laptime	No	Behind	Laptime	No	Behind	Laptime
76		1:10.713	76		1:11.594	76		1:11.336	76		1:12.011	76		1:10.807
10	1 LAP	1:14.491	10	1 LAP	1:14.665	10	1 LAP	1:13.887	70	12.309	1:12.384	70	14.314	1:12.812
70	9.207	1:12.710	70	11.418	1:13.805	70	11.936	1:11.854	10	1 LAP	1:15.332	10	1 LAP	1:13.935
2	13.884	1:12.809	2	16.065	1:13.775	2	17.481	1:12.752	2	17.590	1:12.120	2	20.139	1:13.356
50	15.381	1:13.620	3	6 LAPS	1:23.400	1	22.394	1:14.174	1	23.805	1:13.422	1	26.144	1:13.146
1	16.733	1:13.732	1	19.556	1:14.417	3	6 LAPS	1:16.468	3	6 LAPS	1:14.731	3	6 LAPS	1:14.085
59	33.882	1:14.235	59	38.633	1:16.345	46	41.401	1:13.703	46	42.619	1:13.229	46	45.104	1:13.292
46	35.285	1:13.882	46	39.034	1:15.343	59	41.916	1:14.619	59	44.168	1:14.263	59	48.604	1:15.243
88	50.570	1:17.700	50	39.941	1:36.154	50	43.615	1:15.010	50	45.315	1:13.711	50	48.843	1:14.335
15	50.835	1:17.415	15	55.785	1:16.544	15	1:00.895	1:16.446	15	1:04.913	1:16.029	15	1:10.053	1:15.947
			88	56.724	1:17.748	88	1:01.740	1:16.352	88	1:06.014	1:16.285			

DUNLOP Radical Enduro Championship
RACE 6 (1st Race) - LAP CHART

Lap 11			Lap 12			Lap 13			Lap 14			Lap 15		
No	Behind	Laptime	No	Behind	Laptime	No	Behind	Laptime	No	Behind	Laptime	No	Behind	Laptime
76		1:12.432	76		1:12.607	76		1:11.996	76		1:12.724	76		1:12.193
88	1 LAP	1:18.631	15	1 LAP	1:16.700	15	1 LAP	1:16.484	15	1 LAP	1:15.674	15	1 LAP	1:15.899
70	14.471	1:12.589	88	1 LAP	1:16.462	88	1 LAP	1:15.710	88	1 LAP	1:15.309	88	1 LAP	1:15.242
10	1 LAP	1:13.627	70	14.902	1:13.038	70	15.628	1:12.722	70	15.523	1:12.619	70	15.381	1:12.051
2	20.014	1:12.307	10	1 LAP	1:13.979	10	1 LAP	1:13.684	2	23.585	1:13.710	2	25.438	1:14.046
1	26.828	1:13.116	2	21.694	1:14.287	2	22.599	1:12.901	10	1 LAP	1:15.273	1	29.528	1:12.977
3	6 LAPS	1:13.029	1	27.079	1:12.858	1	28.529	1:13.446	1	28.744	1:12.939	3	6 LAPS	1:13.798
46	46.187	1:13.515	3	6 LAPS	1:12.682	3	6 LAPS	1:13.488	3	6 LAPS	1:14.991	10	1 LAP	1:35.408
50	50.490	1:14.079	46	47.505	1:13.925	46	49.106	1:13.597	46	50.982	1:14.600	46	53.159	1:14.370
59	50.648	1:14.476	50	51.878	1:13.995	50	54.306	1:14.424	59	57.232	1:14.761	59	1:00.166	1:15.127
			59	53.355	1:15.314	59	55.195	1:13.836						

DUNLOP Radical Enduro Championship
RACE 6 (1st Race) - LAP CHART

Lap 16			Lap 17			Lap 18			Lap 19			Lap 20		
No	Behind	Laptime	No	Behind	Laptime	No	Behind	Laptime	No	Behind	Laptime	No	Behind	Laptime
76		1:12.137	76		2:17.488	76		1:12.583	76		1:23.389	76		1:12.358
70	17.941	1:14.697	70	21.604	2:21.151	70	25.070	1:16.049	2	14.350	1:12.090	2	13.411	1:11.419
88	1 LAP	1:17.507	2	26.767	1:13.499	2	25.649	1:11.465	70	16.649	1:14.968	70	18.537	1:14.246
1	30.345	1:12.954	1	35.060	2:22.203	88	1 LAP	2:31.521	15	2 LAPS	1:16.662	15	2 LAPS	1:16.103
46	54.702	1:13.680	15	2 LAPS	3:55.151	15	2 LAPS	1:17.817	88	1 LAP	1:24.590	3	6 LAPS	1:14.589
59	1:02.794	1:14.765	10	1 LAP	1:14.898	1	44.583	1:22.106	1	39.183	1:17.989	1	44.973	1:18.148
2	1:30.756	2:17.455	3	6 LAPS	1:13.230	3	6 LAPS	1:13.611	3	6 LAPS	1:11.036	88	1 LAP	1:21.811
88	1:36.336	1:16.357	46	55.906	2:18.692	10	1 LAP	1:14.983	10	1 LAP	1:14.236	10	1 LAP	1:14.523
10	1 LAP	2:20.943	59	1:03.286	2:17.980	46	58.446	1:15.123	46	48.730	1:13.673	46	50.132	1:13.760
3	6 LAPS	2:35.442				P 59	1:06.622	1:15.919	59	57.642	1:14.409	59	59.453	1:14.169

DUNLOP Radical Enduro Championship
RACE 6 (1st Race) - LAP CHART

Lap 21			Lap 22			Lap 23			Lap 24			Lap 25		
No	Behind	Laptime	No	Behind	Laptime	No	Behind	Laptime	No	Behind	Laptime	No	Behind	Laptime
76		1:12.461	76		1:12.616	76		1:12.586	76		1:12.287	76		1:12.664
2	12.148	1:11.198	2	10.289	1:10.757	2	8.621	1:10.918	2	8.082	1:11.748	88	2 LAPS	1:17.529
70	20.345	1:14.269	70	21.579	1:13.850	70	43.959	1:34.966	3	6 LAPS	1:14.778	2	5.996	1:10.578
3	6 LAPS	1:10.152	3	6 LAPS	1:13.396	3	6 LAPS	1:13.387	70	48.639	1:16.967	1	1 LAP	1:47.525
15	2 LAPS	1:15.872	15	2 LAPS	1:15.841	15	2 LAPS	1:16.103	15	2 LAPS	1:15.964	3	6 LAPS	1:14.030
1	49.964	1:17.452	10	1 LAP	1:15.329	10	1 LAP	1:14.116	10	1 LAP	1:13.810	70	50.140	1:14.165
10	1 LAP	1:14.221	1	55.077	1:17.729	46	58.854	1:16.208	46	1:00.556	1:13.989	15	2 LAPS	1:15.788
46	53.841	1:16.170	46	55.232	1:14.007	1	59.861	1:17.370	59	1:05.975	1:13.671	10	1 LAP	1:14.113
88	1 LAP	1:19.519	88	1 LAP	1:18.185	59	1:04.591	1:14.453				46	1:02.078	1:14.186
59	1:01.310	1:14.318	59	1:02.724	1:14.030	88	1 LAP	1:20.188				P 59	1:07.213	1:13.902

DUNLOP Radical Enduro Championship
RACE 6 (1st Race) - LAP CHART


Lap 31			Lap 32			Lap 33			Lap 34			Lap 35		
No	Behind	Laptime	No	Behind	Laptime	No	Behind	Laptime	No	Behind	Laptime	No	Behind	Laptime
76		1:11.556	2		1:10.719	2		1:11.508	2		1:11.336	2		1:12.516
2	0.401	1:11.072	76	1.209	1:12.329	76	1.738	1:12.037	10	2 LAPS	1:14.202	10	2 LAPS	1:14.172
46	1 LAP	1:14.208	46	1 LAP	1:14.051	10	2 LAPS	1:15.601	46	1 LAP	1:13.543	46	1 LAP	1:13.829
15	3 LAPS	1:15.031	15	3 LAPS	1:15.236	46	1 LAP	1:13.559	59	1 LAP	1:14.668	59	1 LAP	1:13.916
59	1 LAP	1:14.101	59	1 LAP	1:13.611	15	3 LAPS	1:15.518	15	3 LAPS	1:16.467	15	3 LAPS	1:14.491
88	2 LAPS	1:17.007	88	2 LAPS	1:17.608	59	1 LAP	1:15.380	76	38.118	1:47.716	76	39.356	1:13.754
1	1 LAP	1:16.425	1	1 LAP	1:17.045	88	2 LAPS	1:18.998	88	2 LAPS	1:18.600	88	2 LAPS	1:17.895
3	6 LAPS	1:13.217	3	6 LAPS	1:14.351	1	1 LAP	1:16.517	3	6 LAPS	1:12.969	3	6 LAPS	1:13.089
70	59.991	1:13.412	70	1:01.756	1:12.885	3	6 LAPS	1:14.050	70	1:09.376	1:16.847	70	1:10.216	1:13.356
10	1 LAP	1:13.923				P 70	1:03.865	1:13.617	1	1 LAP	1:19.435			P

DUNLOP Radical Enduro Championship
RACE 6 (1st Race) - LAP CHART

Lap 36			Lap 37		
No	Behind	Laptime	No	Behind	Laptime
2		1:12.171	2		1:14.311
1	2 LAPS	1:17.210	1	2 LAPS	1:16.922
10	2 LAPS	1:13.956	10	2 LAPS	1:13.518
46	1 LAP	1:13.654	46	1 LAP	1:14.282
59	1 LAP	1:13.792	59	1 LAP	1:14.320
15	3 LAPS	1:14.747	15	3 LAPS	1:15.926
76	42.945	1:15.760	76	45.273	1:16.639
88	2 LAPS	1:17.823	88	2 LAPS	1:18.873
3	6 LAPS	1:14.980	3	6 LAPS	1:16.638
70	1:12.546	1:14.501	70	1:15.149	1:16.914

DUNLOP Radical Enduro Championship

RACE 13 (2nd Race) - GRID

ROW 8	11	Karl MORRIS	
ROW 7	15	Simon TILLING	88
ROW 6	10	Nick SINFIELD	50
ROW 5	59	Paul THOMAS	46
ROW 4	1	BAILEY/ELLIS	7
ROW 3	70	ABBOTT/DOVE	99
ROW 2	3	REYNOLDS/PADMORE	76
ROW 1	65	LESLIE/JONES	2
Pole			
			

Thruxton
Circuit Length = 2.3560 miles

Weather / Track : Cloudy / Dry

These results are provisional until the conclusion of any judicial and technical matters.

Clerk of Course :		Timekeeper :
-------------------	--	--------------

DUNLOP Radical Enduro Championship

RACE 13 (2nd Race) - CLASSIFICATION

POS	NO	CL	NAME	ENTRY	LAPS	TIME	GAP	DIFF	MPH	BEST	ON
1	2	SR8	INCE/KINSELLA	Radical SR8	33	45:38.983			102.18	1:11.974	18
2	70	SR8	ABBOTT/DOVE	Radical SR8	33	45:41.643	2.660	2.660	102.08	1:12.264	3
3	46	SR3	James HARRISON	Radical SR3	33	45:43.039	4.056	1.396	102.03	1:13.760	19
4	99	SR3	DUNN/GATES	Radical SR3	33	45:45.945	6.962	2.906	101.92	1:13.210	21
5	59	SR3	Paul THOMAS	Radical SR3	33	45:46.372	7.389	0.427	101.91	1:14.025	10
6	65	SR8	LESLIE/JONES	Radical SR8	33	45:48.310	9.327	1.938	101.84	1:11.135	10
7	1	SR3	BAILEY/ELLIS	Radical SR3	33	46:00.000	21.017	11.690	101.41	1:13.273	7
8	50	SR8	Filip BERG-NIELSON	Radical SR8	32	45:41.280	1 lap	1 lap	99.00	1:13.407	29
9	15	INV	Simon TILLING	Radical Prosport	32	45:49.808	1 lap	8.528	98.70	1:14.919	18
10	88	SR3	HALL/OSBORNE	Radical SR3	31	46:12.447	2 laps	1 lap	94.83	1:17.968	3
11	11	SR3	Karl MORRIS	Radical SR3	30	46:01.870	3 laps	1 lap	92.12	1:17.958	30
NOT CLASSIFIED											
DNC	76	SR8	GREAVES/REEVE	Radical SR8	21	27:21.440	12 laps	9 laps	108.51	1:11.460	6
DNC	10	SR3	Nick SINFIELD	Radical SR3	16	23:02.172	17 laps	5 laps	98.18	1:14.542	16
FASTEST LAP											
	99	SR3	DUNN/GATES	Radical SR3	21	1:13.210		115.85 mph		186.44 kph	
	65	SR8	LESLIE/JONES	Radical SR8	10	1:11.135		119.23 mph		191.88 kph	
	15	INV	Simon TILLING	Radical Prosport	18	1:14.919		113.20 mph		182.19 kph	

Weather / Track : Cloudy / Dry

These results are provisional until the conclusion of any judicial and technical matters.

Thrupton
Circuit Length = 2.3560 miles
Start: 15:48 End: 16:34

Clerk of Course :		Timekeeper :
-------------------	--	--------------

DUNLOP Radical Enduro Championship

RACE 13 (2nd Race) - CLASSIFICATION

POS	NO	CL	NAME	ENTRY	LAPS	TIME	GAP	DIFF	MPH	BEST	ON
1	2	SR8	INCE/KINSELLA	Radical SR8	33	45:38.983			102.18	1:11.974	18
2	70	SR8	ABBOTT/DOVE	Radical SR8	33	45:41.643	2.660	2.660	102.08	1:12.264	3
3	46	SR3	James HARRISON	Radical SR3	33	45:43.039	4.056	1.396	102.03	1:13.760	19
4	99	SR3	DUNN/GATES	Radical SR3	33	45:45.945	6.962	2.906	101.92	1:13.210	21
5	59	SR3	Paul THOMAS	Radical SR3	33	45:46.372	7.389	0.427	101.91	1:14.025	10
6	65	SR8	LESLIE/JONES	Radical SR8	33	45:48.310	9.327	1.938	101.84	1:11.135	10
7	1	SR3	BAILEY/ELLIS	Radical SR3	33	46:00.000	21.017	11.690	101.41	1:13.273	7
8	15	INV	Simon TILLING	Radical Prosport	32	45:49.808	1 lap	1 lap	98.70	1:14.919	18
9	50	SR8	Filip BERG-NIELSON	Radical SR8	32	46:02.280	1 lap	12.472	98.25	1:13.407	29
10	88	SR3	HALL/OSBORNE	Radical SR3	31	46:12.447	2 laps	1 lap	94.83	1:17.968	3
11	11	SR3	Karl MORRIS	Radical SR3	30	46:01.870	3 laps	1 lap	92.12	1:17.958	30
NOT CLASSIFIED											
DNC	76	SR8	GREAVES/REEVE	Radical SR8	21	27:21.440	12 laps	9 laps	108.51	1:11.460	6
DNC	10	SR3	Nick SINFIELD	Radical SR3	16	23:02.172	17 laps	5 laps	98.18	1:14.542	16
FASTEST LAP											
	99	SR3	DUNN/GATES	Radical SR3	21	1:13.210		115.85 mph		186.44 kph	
	65	SR8	LESLIE/JONES	Radical SR8	10	1:11.135		119.23 mph		191.88 kph	
	15	INV	Simon TILLING	Radical Prosport	18	1:14.919		113.20 mph		182.19 kph	

Car 50 - 21 seconds penalty - C5.4.9

Weather / Track : Cloudy / Dry

These results are provisional until the conclusion of any judicial and technical matters.

Thrupton

Circuit Length = 2.3560 miles

Start: 15:48 End: 16:34

Clerk of Course :

Timekeeper :

DUNLOP Radical Enduro Championship
RACE 13 (2nd Race) - LAP CHART

Lap 1			Lap 2			Lap 3			Lap 4			Lap 5		
No	Behind	Laptime	No	Behind	Laptime	No	Behind	Laptime	No	Behind	Laptime	No	Behind	Laptime
76		1:16.871	76		1:12.097	76		1:11.787	76		1:11.680	76		1:12.822
65	0.253	1:17.296	65	1.778	1:13.622	65	2.252	1:12.261	65	1.924	1:11.352	65	0.245	1:11.143
70	1.750	1:18.416	70	2.545	1:12.892	70	3.022	1:12.264	70	4.691	1:13.349	70	7.768	1:15.899
1	2.657	1:19.061	1	5.185	1:14.625	1	7.346	1:13.948	1	9.256	1:13.590	1	10.327	1:13.893
99	4.776	1:21.308	99	8.381	1:15.702	99	12.016	1:15.422	46	15.386	1:14.818	11	1 LAP	1:27.698
46	5.080	1:21.349	46	8.490	1:15.507	46	12.248	1:15.545	99	15.950	1:15.614	46	16.518	1:13.954
59	5.920	1:22.051	59	9.408	1:15.585	59	12.780	1:15.159	59	16.250	1:15.150	99	17.829	1:14.701
10	6.621	1:22.342	10	10.039	1:15.515	10	14.058	1:15.806	50	16.912	1:14.485	59	18.462	1:15.034
50	7.785	1:23.611	50	10.902	1:15.214	50	14.107	1:14.992	10	18.471	1:16.093	50	18.885	1:14.795
15	8.038	1:23.363	15	13.681	1:17.740	15	19.275	1:17.381	15	24.145	1:16.550	10	21.672	1:16.023
88	9.373	1:24.889	88	17.756	1:20.480	88	23.937	1:17.968	88	30.601	1:18.344	15	26.944	1:15.621
11	10.892	1:26.013	2	45.428	1:17.112	2	49.297	1:15.656	2	51.967	1:14.350	88	36.623	1:18.844
2	40.413	1:57.479	11	1:00.029	2:01.234	11	1:10.319	1:22.077				2	53.891	1:14.746

DUNLOP Radical Enduro Championship
RACE 13 (2nd Race) - LAP CHART

Lap 6			Lap 7			Lap 8			Lap 9			Lap 10		
No	Behind	Laptime	No	Behind	Laptime	No	Behind	Laptime	No	Behind	Laptime	No	Behind	Laptime
76		1:11.460	76		1:12.130	65		1:12.038	65		1:12.206	65		1:11.135
65	0.497	1:11.712	65	0.257	1:11.890	76	0.873	1:13.168	76	0.777	1:12.110	76	2.205	1:12.563
70	10.399	1:14.091	70	11.453	1:13.184	70	12.763	1:13.605	70	14.786	1:14.229	70	17.121	1:13.470
1	12.345	1:13.478	1	13.488	1:13.273	1	14.477	1:13.284	1	16.002	1:13.731	1	18.230	1:13.363
46	21.219	1:16.161	46	23.701	1:14.612	50	26.245	1:13.978	50	28.587	1:14.548	50	31.392	1:13.940
99	22.164	1:15.795	50	24.562	1:13.808	46	26.595	1:15.189	46	29.189	1:14.800	46	32.448	1:14.394
59	22.766	1:15.764	99	25.057	1:15.023	99	27.713	1:14.951	59	30.025	1:14.115	59	32.915	1:14.025
50	22.884	1:15.459	59	25.976	1:15.340	59	28.116	1:14.435	99	30.788	1:15.281	99	34.058	1:14.405
10	25.391	1:15.179	10	28.625	1:15.364	10	30.988	1:14.658	10	34.406	1:15.624	10	38.549	1:15.278
11	1 LAP	1:24.132	15	35.954	1:16.336	15	40.064	1:16.405	15	44.131	1:16.273	15	48.828	1:15.832
15	31.748	1:16.264	11	1 LAP	1:22.343	11	1 LAP	1:20.527	11	1 LAP	1:21.714	11	1 LAP	1:21.304
88	43.832	1:18.669	88	50.388	1:18.686	88	56.963	1:18.870	88	1:03.156	1:18.399	2	1:07.284	1:14.270
2	56.814	1:14.383	2	59.654	1:14.970	2	1:02.157	1:14.798	2	1:04.149	1:14.198			

DUNLOP Radical Enduro Championship
RACE 13 (2nd Race) - LAP CHART

Lap 11			Lap 12			Lap 13			Lap 14			Lap 15		
No	Behind	Laptime	No	Behind	Laptime	No	Behind	Laptime	No	Behind	Laptime	No	Behind	Laptime
65		1:11.739	65		1:12.250	65		1:13.490	65		1:13.557	65		1:12.017
88	1 LAP	1:19.945	11	2 LAPS	1:22.075	50	1 LAP	1:55.418	2	1 LAP	1:15.924	2	1 LAP	1:15.699
76	3.552	1:13.086	76	6.953	1:15.651	76	7.716	1:14.253	76	8.270	1:14.111	50	1 LAP	1:15.164
70	18.942	1:13.560	88	1 LAP	1:21.761	11	2 LAPS	1:23.698	50	1 LAP	1:21.149	70	21.161	1:12.883
1	19.969	1:13.478	70	19.653	1:12.961	88	1 LAP	1:19.372	70	20.295	1:14.325	76	23.187	1:26.934
50	34.020	1:14.367	1	21.012	1:13.293	70	19.527	1:13.364	11	2 LAPS	1:22.551	1	24.464	1:14.587
59	35.380	1:14.204	59	37.951	1:14.821	1	20.834	1:13.312	88	1 LAP	1:19.771	88	1 LAP	1:19.558
99	37.423	1:15.104	99	40.236	1:15.063	59	39.549	1:15.088	1	21.894	1:14.617	11	2 LAPS	1:23.038
46	37.747	1:17.038	46	40.808	1:15.311	99	41.465	1:14.719	59	40.208	1:14.216	59	42.537	1:14.346
10	41.480	1:14.670	10	44.386	1:15.156	46	41.999	1:14.681	99	42.382	1:14.474	99	45.581	1:15.216
15	53.299	1:16.210	15	57.454	1:16.405	10	45.882	1:14.986	46	42.853	1:14.411	46	45.785	1:14.949
2	1:09.828	1:14.283	2	1:12.861	1:15.283	15	1:00.432	1:16.468	15	1:02.953	1:16.078	15	1:06.612	1:15.676
												10	1 LAP	2:47.660

DUNLOP Radical Enduro Championship
RACE 13 (2nd Race) - LAP CHART

Lap 16			Lap 17			Lap 18			Lap 19			Lap 20		
No	Behind	Laptime	No	Behind	Laptime	No	Behind	Laptime	No	Behind	Laptime	No	Behind	Laptime
65		1:11.912	65		1:12.647	65		2:21.291	65		1:16.541	65		1:16.252
2	1 LAP	1:15.717	10	2 LAPS	1:17.572	2	1 LAP	1:14.681	2	1 LAP	1:11.974	88	2 LAPS	1:26.930
50	1 LAP	1:15.394	70	1 LAP	2:24.442	50	1 LAP	1:14.642	50	1 LAP	1:13.733	2	1 LAP	1:12.315
76	24.802	1:13.527	88	1 LAP	1:18.869	15	1 LAP	1:17.614	15	1 LAP	1:14.919	50	1 LAP	1:13.591
1	26.654	1:14.102	46	1 LAP	2:27.656	70	33.916	1:15.827	70	31.858	1:14.483	15	1 LAP	1:15.490
88	1 LAP	1:18.061	11	2 LAPS	1:22.670	1	38.629	1:19.833	1	39.411	1:17.323	70	29.586	1:13.980
11	2 LAPS	1:22.389	99	1 LAP	2:42.767	59	44.308	1:15.767	59	41.801	1:14.034	59	39.625	1:14.076
59	45.352	1:14.727	10	1 LAP	1:14.542	76	48.072	1:18.748	76	43.860	1:12.329	1	40.473	1:17.314
			2	1 LAP	2:28.826	46	56.608	1:14.164	46	53.827	1:13.760	76	40.486	1:12.878
			50	1 LAP	2:21.772	11	2 LAPS	2:25.100	11	2 LAPS	1:21.852	46	51.360	1:13.785
			15	1 LAP	2:46.821	99	1:11.521	1:13.654	99	1:08.673	1:13.693	99	1:05.663	1:13.242
			70	1:39.380	1:18.336	88	1 LAP	2:52.852						
			1	1:40.087	2:26.080									

DUNLOP Radical Enduro Championship
RACE 13 (2nd Race) - LAP CHART

Lap 21			Lap 22			Lap 23			Lap 24			Lap 25		
No	Behind	Laptime	No	Behind	Laptime	No	Behind	Laptime	No	Behind	Laptime	No	Behind	Laptime
65		1:14.714	65		1:15.623	65		1:15.406	65		1:16.198	65		1:16.979
11	3 LAPS	1:29.804	11	3 LAPS	1:19.841	2	1 LAP	1:13.058	2	1 LAP	1:13.420	11	3 LAPS	1:21.414
2	1 LAP	1:12.804	2	1 LAP	1:12.580	11	3 LAPS	1:20.700	11	3 LAPS	1:20.676	50	1 LAP	1:22.051
50	1 LAP	1:15.990	50	1 LAP	1:16.347	50	1 LAP	1:17.039	50	1 LAP	1:20.178	70		27.672 1:17.648
88	2 LAPS	1:26.503	15	1 LAP	1:16.623	15	1 LAP	1:16.073	15	1 LAP	1:15.783	15	1 LAP	1:19.779
15	1 LAP	1:16.047	88	2 LAPS	1:23.317	70	29.073	1:17.297	70	27.003	1:14.128	59		37.046 1:15.159
70	29.012	1:14.140	70	27.182	1:13.793	88	2 LAPS	1:24.160	59	38.866	1:15.490	46		44.657 1:15.571
76	39.845	1:14.073	59	40.355	1:15.758	59	39.574	1:14.625	88	2 LAPS	1:22.844	88	2 LAPS	1:22.961
59	40.220	1:15.309	1	43.039	1:16.298	1	43.865	1:16.232	1	44.310	1:16.643	1		56.141 1:28.810
1	42.364	1:16.605	46	49.478	1:14.449	46	48.147	1:14.075	46	46.065	1:14.116	99		56.587 1:15.537
46	50.652	1:14.006	99	1:02.439	1:13.903	99	1:00.810	1:13.777	99	58.029	1:13.417	2		1:19.460 1:21.238
99	1:04.159	1:13.210							2	1:15.201	1:14.990	11		2 LAPS 2:51.470
												50		3:11.873 2:44.262

DUNLOP Radical Enduro Championship
RACE 13 (2nd Race) - LAP CHART

Lap 26			Lap 27			Lap 28			Lap 29			Lap 30		
No	Behind	Laptime	No	Behind	Laptime	No	Behind	Laptime	No	Behind	Laptime	No	Behind	Laptime
70		2:45.448	70		2:29.925	70		1:55.891	70		1:19.181	2		1:13.220
15	1 LAP	2:46.202	15	1 LAP	2:29.395	15	1 LAP	1:55.337	46	0.026	1:18.405	70	0.547	1:14.259
59	2.226	2:38.300	59	1.653	2:29.352	59	0.631	1:54.869	2	0.492	1:16.432	46	1.768	1:15.454
46	3.046	2:31.509	46	2.641	2:29.520	46	0.802	1:54.052	15	1 LAP	1:19.551	15	1 LAP	1:16.246
88	2 LAPS	2:29.417	88	2 LAPS	2:29.421	88	2 LAPS	1:54.653	11	3 LAPS	1:20.595	99	3.402	1:15.875
1	5.842	2:22.821	1	5.203	2:29.286	1	3.022	1:53.710	99	1.239	1:17.249	65	4.099	1:16.026
99	6.886	2:23.419	99	5.557	2:28.596	99	3.171	1:53.505	59	1.535	1:20.085	59	4.470	1:16.647
2	7.752	2:01.412	2	6.834	2:29.007	2	3.241	1:52.298	65	1.785	1:17.122	1	7.297	1:18.252
65	18.480	3:31.600	65	7.498	2:18.943	65	3.844	1:52.237	1	2.757	1:18.916	11	3 LAPS	1:21.468
11	2 LAPS	2:30.045	11	2 LAPS	1:57.568	50	1:17.779	1:17.906	88	2 LAPS	1:24.924	88	2 LAPS	1:20.736
50	2:28.432	2:29.679	50	1:55.764	1:57.257				50	1:12.005	1:13.407	50	1:12.732	1:14.439

DUNLOP Radical Enduro Championship
RACE 13 (2nd Race) - LAP CHART

Lap 31			Lap 32			Lap 33		
No	Behind	Laptime	No	Behind	Laptime	No	Behind	Laptime
2		1:13.116	2		1:14.232	2		1:14.005
70	1.688	1:14.257	50	1 LAP	1:16.045	50	1 LAP	1:14.873
46	2.517	1:13.865	70	2.642	1:15.186	70	2.660	1:14.023
99	4.178	1:13.892	99	3.436	1:13.490	46	4.056	1:14.609
65	5.260	1:14.277	46	3.452	1:15.167	99	6.962	1:17.531
15	1 LAP	1:15.660	65	6.187	1:15.159	59	7.389	1:14.538
59	6.179	1:14.825	59	6.856	1:14.909	65	9.327	1:17.145
1	13.527	1:19.346	15	1 LAP	1:15.926	15	1 LAP	1:17.492
11	3 LAPS	1:19.027	1	17.017	1:17.722	1	21.017	1:18.005
88	2 LAPS	1:20.767	11	3 LAPS	1:18.437	11	3 LAPS	1:17.958
			88	2 LAPS	1:19.624	88	2 LAPS	1:18.795

DELPHI BTRA Championship

QUALIFYING - CLASSIFICATION

POS	NO	CL	NAME	ENTRY	TIME	ON	LAPS	GAP	DIFF	MPH
1	69	A	David JENKINS	Sisu SL250	1:38.446	2	9			86.15
2	23	A	Stuart OLIVER	ManTGA	1:38.471	6	6	0.025	0.025	86.13
3	16	A	Chris LEVETT	MAN TGA	1:39.980	6	9	1.534	1.509	84.83
4	84	A	Mat SUMMERFIELD	Man TGA 410	1:40.429	4	8	1.983	0.449	84.45
5	32	A	Steve HORNE	ERF ECX	1:41.899	5	9	3.453	1.470	83.23
6	98	B	Andrew LEVETT	Man TGA	1:42.383	6	9	3.937	0.484	82.84
7	95	A	Richard COLLETT	ERF	1:44.897	5	6	6.451	2.514	80.85
8	55	B	Graham POWELL	Ford Cargo	1:46.583	3	8	8.137	1.686	79.57
9	50	A	Carl BROOKFIELD	ERF E14	1:46.794	5	6	8.348	0.211	79.41
10	90	B	Adam ATKINS	White Road Boss II	1:48.435	6	8	9.989	1.641	78.21
11	25	B	Ben HORNE	White Aerodyne	1:48.499	5	8	10.053	0.064	78.17
12	96	B	Garath DAVIS	Seddon Atkinson Strato	1:49.139	5	8	10.693	0.640	77.71
13	97	B	Garry GEORGE	Foden Alpha	1:49.509	5	5	11.063	0.370	77.45
14	60	A	Roger BROOKFIELD	ERF E Series	1:50.400	7	8	11.954	0.891	76.82
15	81	B	Elton BOOCOCK	Seddon Atkinson	1:55.316	2	7	16.870	4.916	73.55
16	56	B	Ian GYPPS	Foden 4000 series	1:55.552	2	3	17.106	0.236	73.40
17	58	B	Andrew LOVENBERRY	Sisu SL250	1:58.379	3	7	19.933	2.827	71.64
18	30	B	Steven TAYLOR	Volvo FM12	2:08.199	2	3	29.753	9.820	66.15
19	54	B	Steven POWELL	Volvo FL10	2:23.934	3	4	45.488	15.735	58.92
20	61	B	David BALL	Seddon Atkinson Strato		0	1			

Weather / Track : Rain / Damp

These results are provisional until the conclusion of any judicial and technical matters.

Thruxton
Circuit Length = 2.3560 miles
Start: 11:38 End: 11:55

Clerk of Course :

Timekeeper :

DELPHI BTRA Championship

QUALIFYING - LAP ANALYSIS

16	Chris LEVETT		MAN TGA				
1 -	2:13.384	+ 33.404	11:40:32.177	6	1:39.980		11:48:59.464
2 -	1:42.104	+ 2.124	11:42:14.281	7	1:42.898	+ 2.918	11:50:42.362
3 -	1:40.326	+ 0.346	11:43:54.607	8	1:43.730	+ 3.750	11:52:26.092
4 -	1:43.443	+ 3.463	11:45:38.050	9	1:41.418	+ 1.438	11:54:07.510
5 -	1:41.434	+ 1.454	11:47:19.484				
23	Stuart OLIVER		ManTGA				
1 -	2:07.837	+ 29.366	11:40:30.192	4	1:39.619	+ 1.148	11:45:28.616
2 -	1:39.265	+ 0.794	11:42:09.457	5	1:49.214	+ 10.743	11:47:17.830
3 -	1:39.540	+ 1.069	11:43:48.997	6	1:38.471		11:48:56.301
25	Ben HORNE		White Aerodyne				
1 -	1:56.501	+ 8.002	11:40:58.380	5	1:48.499		11:48:28.118
2 -	1:55.975	+ 7.476	11:42:54.355	6	1:49.469	+ 0.970	11:50:17.587
3 -	1:52.474	+ 3.975	11:44:46.829	7	1:49.648	+ 1.149	11:52:07.235
4 -	1:52.790	+ 4.291	11:46:39.619	8	1:53.306	+ 4.807	11:54:00.541
30	Steven TAYLOR		Volvo FM12				
1 -	2:13.178	+ 4.979	11:41:41.259	3	3:37.971 P	+ 1:29.772	11:47:27.429
2 -	2:08.199		11:43:49.458				
32	Steve HORNE		ERF ECX				
1 -	2:07.117	+ 25.218	11:40:33.384	6	1:43.217	+ 1.318	11:49:09.324
2 -	1:43.716	+ 1.817	11:42:17.100	7	1:43.684	+ 1.785	11:50:53.008
3 -	1:43.451	+ 1.552	11:44:00.551	8	1:44.098	+ 2.199	11:52:37.106
4 -	1:43.657	+ 1.758	11:45:44.208	9	1:46.136	+ 4.237	11:54:23.242
5 -	1:41.899		11:47:26.107				
50	Carl BROOKFIELD		ERF E14				
1 -	2:02.010	+ 15.216	11:41:27.741	4	1:56.489	+ 9.695	11:47:08.307
2 -	1:53.421	+ 6.627	11:43:21.162	5	1:46.794		11:48:55.101
3 -	1:50.656	+ 3.862	11:45:11.818	6	1:54.233	+ 7.439	11:50:49.334
54	Steven POWELL		Volvo FL10				
1 -	3:42.365 P	+ 1:18.431	11:42:06.640	3	2:23.934		11:46:58.959
2 -	2:28.385	+ 4.451	11:44:35.025	4	5:13.114 P	+ 2:49.180	11:52:12.073
55	Graham POWELL		Ford Cargo				
1 -	1:58.535	+ 11.952	11:40:45.880	5	1:47.637	+ 1.054	11:48:02.164
2 -	1:48.191	+ 1.608	11:42:34.071	6	1:46.973	+ 0.390	11:49:49.137
3 -	1:46.583		11:44:20.654	7	1:47.808	+ 1.225	11:51:36.945
4 -	1:53.873	+ 7.290	11:46:14.527	8	2:02.869	+ 16.286	11:53:39.814
56	Ian GYPPS		Foden 4000 series				
1 -	2:10.187	+ 14.635	11:40:40.453	3	1:58.528	+ 2.976	11:44:34.533
2 -	1:55.552		11:42:36.005				
58	Andrew LOVENBERRY		Sisu SL250				
1 -	2:16.422	+ 18.043	11:41:23.550	5	1:58.777	+ 0.398	11:49:20.933
2 -	1:59.855	+ 1.476	11:43:23.405	6	3:28.398 P	+ 1:30.019	11:52:49.331
3 -	1:58.379		11:45:21.784	7	2:03.039	+ 4.660	11:54:52.370
4 -	2:00.372	+ 1.993	11:47:22.156				
60	Roger BROOKFIELD		ERF E Series				
1 -	2:02.432	+ 12.032	11:41:34.732	5	1:51.834	+ 1.434	11:49:09.376
2 -	1:55.536	+ 5.136	11:43:30.268	6	1:51.384	+ 0.984	11:51:00.760
3 -	1:52.428	+ 2.028	11:45:22.696	7	1:50.400		11:52:51.160
4 -	1:54.846	+ 4.446	11:47:17.542	8	1:55.415	+ 5.015	11:54:46.575
61	David BALL		Seddon Atkinson Strato				
1 -	1:52.570	- 03:59:02.206	11:40:49.553				

Thruxton
Circuit Length = 2.3560 miles
Start: 11:38 End: 11:55

Weather / Track : Rain / Damp

DELPHI BTRA Championship

QUALIFYING - LAP ANALYSIS

69	David JENKINS		Sisu SL250				
1 -	1:44.150	+ 5.704	11:40:36.881	6	1:40.059	+ 1.613	11:48:58.994
2 -	1:38.446		11:42:15.327	7	1:45.895	+ 7.449	11:50:44.889
3 -	1:40.457	+ 2.011	11:43:55.784	8	1:42.131	+ 3.685	11:52:27.020
4 -	1:41.887	+ 3.441	11:45:37.671	9	1:41.523	+ 3.077	11:54:08.543
5 -	1:41.264	+ 2.818	11:47:18.935				
81	Elton BOOCOCK		Seddon Atkinson				
1 -	2:01.986	+ 6.670	11:40:42.986	5	3:47.998	+ 1:52.682	11:50:20.120
2 -	1:55.316		11:42:38.302	6	1:57.687	+ 2.371	11:52:17.807
3 -	1:56.311	+ 0.995	11:44:34.613	7	2:01.471	+ 6.155	11:54:19.278
4 -	1:57.509	+ 2.193	11:46:32.122				
84	Mat SUMMERFIELD		Man TGA 410				
1 -	1:55.595	+ 15.166	11:41:29.321	5	1:40.815	+ 0.386	11:48:21.253
2 -	1:49.666	+ 9.237	11:43:18.987	6	1:41.085	+ 0.656	11:50:02.338
3 -	1:41.022	+ 0.593	11:45:00.009	7	1:42.385	+ 1.956	11:51:44.723
4 -	1:40.429		11:46:40.438	8	1:44.272	+ 3.843	11:53:28.995
90	Adam ATKINS		White Road Boss II				
1 -	2:04.376	+ 15.941	11:41:26.037	5	1:51.309	+ 2.874	11:48:53.156
2 -	1:54.574	+ 6.139	11:43:20.611	6	1:48.435		11:50:41.591
3 -	1:50.013	+ 1.578	11:45:10.624	7	1:51.736	+ 3.301	11:52:33.327
4 -	1:51.223	+ 2.788	11:47:01.847	8	1:49.828	+ 1.393	11:54:23.155
95	Richard COLLETT		ERF				
1 -	2:08.767	+ 23.870	11:41:25.457	4	1:45.533	+ 0.636	11:48:35.506
2 -	2:21.338	+ 36.441	11:43:46.795	5	1:44.897		11:50:20.403
3 -	3:03.178 P	+ 1:18.281	11:46:49.973	6	1:45.116	+ 0.219	11:52:05.519
96	Garath DAVIS		Seddon Atkinson Strato				
1 -	2:06.962	+ 17.823	11:41:24.844	5	1:49.139		11:48:48.673
2 -	1:53.925	+ 4.786	11:43:18.769	6	1:50.127	+ 0.988	11:50:38.800
3 -	1:50.822	+ 1.683	11:45:09.591	7	1:54.923	+ 5.784	11:52:33.723
4 -	1:49.943	+ 0.804	11:46:59.534	8	2:31.690	+ 42.551	11:55:05.413
97	Garry GEORGE		Foden Alpha				
1 -	1:58.557	+ 9.048	11:40:37.253	4	1:49.567	+ 0.058	11:46:09.126
2 -	1:52.134	+ 2.625	11:42:29.387	5	1:49.509		11:47:58.635
3 -	1:50.172	+ 0.663	11:44:19.559				
98	Andrew LEVETT		Man TGA				
1 -	1:50.458	+ 8.075	11:40:41.600	6	1:42.383		11:49:18.853
2 -	1:43.500	+ 1.117	11:42:25.100	7	1:45.714	+ 3.331	11:51:04.567
3 -	1:43.543	+ 1.160	11:44:08.643	8	1:42.599	+ 0.216	11:52:47.166
4 -	1:44.474	+ 2.091	11:45:53.117	9	1:43.084	+ 0.701	11:54:30.250
5 -	1:43.353	+ 0.970	11:47:36.470				

Weather / Track : Rain / Damp

www.msttiming.com

Page 2 of 2

Thruxton
Circuit Length = 2.3560 miles
Start: 11:38 End: 11:55

Printed - 11.56 Saturday, 21 July 2007

DELPHI BTRA Championship

RACE 4 (1st Race) - GRID

ROW 11	70	Brian BURT	
ROW 10	54	Steven POWELL	61 David BALL
ROW 9	58	Andrew LOVENBERRY	30 Steven TAYLOR
ROW 8	81	Elton BOOCOCK	56 Ian GYPPS
ROW 7	97	Garry GEORGE	60 Roger BROOKFIELD
ROW 6	25	Ben HORNE	96 Garath DAVIS
ROW 5	50	Carl BROOKFIELD	90 Adam ATKINS
ROW 4	95	Richard COLLETT	55 Graham POWELL
ROW 3	32	Steve HORNE	98 Andrew LEVETT
ROW 2	16	Chris LEVETT	84 Mat SUMMERFIELD
ROW 1	69	David JENKINS	23 Stuart OLIVER
Pole			
			

Weather / Track : Cloudy / Dry

Thruxton
Circuit Length = 2.3560 miles

These results are provisional until the conclusion of any judicial and technical matters.

Clerk of Course :

Timekeeper :

DELPHI BTRA Championship

RACE 4 (1st Race) - CLASSIFICATION

POS	NO	CL	NAME	ENTRY	LAPS	TIME	GAP	DIFF	MPH	BEST	ON
1	69	A	David JENKINS	Sisu SL250	8	14:05.647			80.23	1:43.755	2
2	84	A	Mat SUMMERFIELD	Man TGA 410	8	14:05.935	0.288	0.288	80.21	1:43.859	4
3	23	A	Stuart OLIVER	ManTGA	8	14:06.520	0.873	0.585	80.15	1:44.222	5
4	32	A	Steve HORNE	ERF ECX	8	14:12.825	7.178	6.305	79.56	1:44.122	3
5	16	A	Chris LEVETT	MAN TGA	8	14:38.427	32.780	25.602	77.24	1:43.011	3
6	98	A	Andrew LEVETT	Man TGA	8	14:40.227	34.580	1.800	77.08	1:45.947	2
7	40	-	Cees ZANGERGEN	Scania T124	8	14:56.951	51.304	16.724	75.64	1:46.986	3
8	55	B	Graham POWELL	Ford Cargo	8	14:58.146	52.499	1.195	75.54	1:49.957	3
9	50	A	Carl BROOKFIELD	ERF E14	8	14:59.638	53.991	1.492	75.42	1:49.601	4
10	97	B	Garry GEORGE	Foden Aplha	8	15:04.179	58.532	4.541	75.04	1:49.037	4
11	90	B	Adam ATKINS	White Road Boss II	8	15:09.320	1:03.673	5.141	74.61	1:50.834	5
12	95	A	Richard COLLETT	ERF	8	15:15.584	1:09.937	6.264	74.10	1:52.748	4
13	96	B	Garath DAVIS	Seddon Atkinson Strato	8	15:23.068	1:17.421	7.484	73.50	1:52.224	4
14	61	B	David BALL	Seddon Atkinson Strato	8	15:24.454	1:18.807	1.386	73.39	1:50.942	5
15	60	B	Roger BROOKFIELD	ERF E Series	8	15:49.017	1:43.370	24.563	71.49	1:56.337	5
16	30	B	Steven TAYLOR	Volvo FM12	8	15:50.000	1:44.353	0.983	71.42	1:54.596	3
17	81	B	Elton BOOCOCK	Seddon Atkinson	8	16:06.956	2:01.309	16.956	70.17	1:57.743	3
18	58	B	Andrew LOVENBERRY	Sisu SL250	8	16:20.990	2:15.343	14.034	69.16	1:55.287	2
19	25	B	Ben HORNE	White Aerodyne	6	15:05.936	2 laps	2 laps	56.17	2:01.625	3

NOT CLASSIFIED

DNF	56	B	Ian GYPPS	Foden 4000 series	4	11:07.129	4 laps	2 laps	50.85	2:02.864	2
-----	----	---	-----------	-------------------	---	-----------	--------	--------	-------	----------	---

FASTEST LAP

16	A	Chris LEVETT	MAN TGA	3	1:43.011	82.33 mph	132.50 kph
97	B	Garry GEORGE	Foden Aplha	4	1:49.037	77.78 mph	125.18 kph
40	-	Cees ZANGERGEN	Scania T124	3	1:46.986	79.27 mph	127.58 kph

Weather / Track : Cloudy / Dry

These results are provisional until the conclusion of any judicial and technical matters.

Thruxton
Circuit Length = 2.3560 miles
Start: 17:40 End: 17:58

Clerk of Course :		Timekeeper :	
-------------------	--	--------------	--

DELPHI BTRA Championship

RACE 4 (1st Race) - CLASSIFICATION Amended

POS	NO	CL	NAME	ENTRY	LAPS	TIME	GAP	DIFF	MPH	BEST	ON
1	69	A	David JENKINS	Sisu SL250	8	14:05.647			80.23	1:43.755	2
2	84	A	Mat SUMMERFIELD	Man TGA 410	8	14:05.935	0.288	0.288	80.21	1:43.859	4
3	23	A	Stuart OLIVER	ManTGA	8	14:06.520	0.873	0.585	80.15	1:44.222	5
4	32	A	Steve HORNE	ERF ECX	8	14:32.825	27.178	26.305	77.73	1:44.122	3
5	16	A	Chris LEVETT	MAN TGA	8	14:38.427	32.780	5.602	77.24	1:43.011	3
6	98	A	Andrew LEVETT	Man TGA	8	14:40.227	34.580	1.800	77.08	1:45.947	2
7	40	-	Cees ZANDBERGEN	Scania T124	8	14:56.951	51.304	16.724	75.64	1:46.986	3
8	55	B	Graham POWELL	Ford Cargo	8	14:58.146	52.499	1.195	75.54	1:49.957	3
9	50	A	Carl BROOKFIELD	ERF E14	8	14:59.638	53.991	1.492	75.42	1:49.601	4
10	97	B	Garry GEORGE	Foden Aplha	8	15:04.179	58.532	4.541	75.04	1:49.037	4
11	90	B	Adam ATKINS	White Road Boss II	8	15:09.320	1:03.673	5.141	74.61	1:50.834	5
12	95	A	Richard COLLETT	ERF	8	15:15.584	1:09.937	6.264	74.10	1:52.748	4
13	96	B	Garath DAVIS	Seddon Atkinson Strato	8	15:23.068	1:17.421	7.484	73.50	1:52.224	4
14	61	B	David BALL	Seddon Atkinson Strato	8	15:24.454	1:18.807	1.386	73.39	1:50.942	5
15	60	B	Roger BROOKFIELD	ERF E Series	8	15:49.017	1:43.370	24.563	71.49	1:56.337	5
16	30	B	Steven TAYLOR	Volvo FM12	8	15:50.000	1:44.353	0.983	71.42	1:54.596	3
17	81	B	Elton BOOCOCK	Seddon Atkinson	8	16:06.956	2:01.309	16.956	70.17	1:57.743	3
18	58	B	Andrew LOVENBERRY	Sisu SL250	8	16:20.990	2:15.343	14.034	69.16	1:55.287	2
19	25	B	Ben HORNE	White Aerodyne	6	15:05.936	2 laps	2 laps	56.17	2:01.625	3
NOT CLASSIFIED											
DNF	56	B	Ian GYPPS	Foden 4000 series	4	11:07.129	4 laps	2 laps	50.85	2:02.864	2
FASTEST LAP											
16	A	Chris LEVETT	MAN TGA	3	1:43.011			82.33 mph		132.50 kph	
97	B	Garry GEORGE	Foden Aplha	4	1:49.037			77.78 mph		125.18 kph	
40	-	Cees ZANDBERGEN	Scania T124	3	1:46.986			79.27 mph		127.58 kph	

Truck 32 - 20 seconds added to finish time Reg 4.2.1

Weather / Track : Cloudy / Dry

These results are provisional until the conclusion of any judicial and technical matters.

Thruxton

Circuit Length = 2.3560 miles

Start: 17:40 End: 17:58

Clerk of Course :		Timekeeper :
-------------------	--	--------------

DELPHI BTRA Championship
RACE 4 (1st Race) - LAP CHART


Lap 1			Lap 2			Lap 3			Lap 4			Lap 5		
No	Behind	Laptime	No	Behind	Laptime	No	Behind	Laptime	No	Behind	Laptime	No	Behind	Laptime
69		1:45.015	69		1:43.755	69		1:44.373	69		1:44.604	69		1:45.724
84	0.589	1:45.248	84	0.957	1:44.123	84	1.776	1:45.192	84	1.031	1:43.859	84	0.720	1:45.413
23	1.272	1:46.308	23	1.859	1:44.342	23	2.077	1:44.591	23	2.544	1:45.071	23	1.042	1:44.222
32	1.760	1:45.523	32	2.368	1:44.363	32	2.117	1:44.122	32	3.162	1:45.649	32	1.630	1:44.192
16	2.713	1:47.025	16	3.859	1:44.901	16	2.497	1:43.011	16	3.726	1:45.833	16	3.095	1:45.093
98	5.117	1:48.725	98	7.309	1:45.947	98	10.097	1:47.161	98	13.036	1:47.543	98	17.677	1:50.365
55	10.926	1:52.608	55	17.159	1:49.988	55	22.743	1:49.957	55	28.781	1:50.642	55	33.868	1:50.811
95	13.226	1:55.064	50	22.151	1:52.603	50	28.932	1:51.154	50	33.929	1:49.601	50	38.985	1:50.780
50	13.303	1:54.100	95	22.226	1:52.755	95	30.784	1:52.931	97	35.406	1:49.037	40	40.465	1:48.757
96	14.664	1:54.074	97	23.202	1:51.920	97	30.973	1:52.144	40	37.432	1:49.161	97	42.042	1:52.360
97	15.037	1:53.438	96	24.808	1:53.899	90	32.229	1:51.317	95	38.928	1:52.748	90	44.354	1:50.834
90	16.254	1:56.074	90	25.285	1:52.786	40	32.875	1:46.986	90	39.244	1:51.619	95	47.760	1:54.556
60	19.839	1:56.466	40	30.262	1:52.995	96	32.876	1:52.441	96	40.496	1:52.224	96	49.998	1:55.226
58	20.308	1:56.858	58	31.840	1:55.287	61	42.716	1:54.506	61	50.494	1:52.382	61	55.712	1:50.942
81	20.617	1:57.754	61	32.583	1:53.890	58	44.803	1:57.336	60	58.146	1:57.436	60	1:08.759	1:56.337
40	21.022	1:55.517	60	32.882	1:56.798	60	45.314	1:56.805	58	1:03.435	2:03.236	58	1:13.784	1:56.073
61	22.448	1:56.632	81	36.640	1:59.778	81	50.010	1:57.743	81	1:04.840	1:59.434	30	1:15.091	1:55.945
30	29.975	2:04.651	30	41.996	1:55.776	30	52.219	1:54.596	30	1:04.870	1:57.255	81	1:18.305	1:59.189
56	32.301	2:06.823	56	51.410	2:02.864	56	1:11.782	2:04.745	56	1:38.050	2:10.872			
			25	1 LAP	4:31.880	25	1 LAP	1:58.070	25	1 LAP	2:01.625			

DELPHI BTRA Championship
RACE 4 (1st Race) - LAP CHART

Lap 6			Lap 7			Lap 8		
No	Behind	Laptime	No	Behind	Laptime	No	Behind	Laptime
69		1:47.617	69		1:46.097	69		1:48.035
84	0.808	1:47.705	84	0.951	1:46.240	84	0.288	1:47.372
23	1.309	1:47.884	23	1.626	1:46.414	23	0.873	1:47.282
32	1.691	1:47.678	32	2.163	1:46.569	32	7.178	1:53.050
16	2.273	1:46.795	16	2.591	1:46.415	16	32.780	2:18.224
98	21.083	1:51.023	98	27.878	1:52.892	98	34.580	1:54.737
25	2 LAPS	2:16.704	25	2 LAPS	2:04.486	40	51.304	1:52.001
55	38.504	1:52.253	55	45.607	1:53.200	55	52.499	1:54.927
40	43.687	1:50.839	40	47.338	1:49.748	50	53.991	1:51.671
50	44.543	1:53.175	50	50.355	1:51.909	97	58.532	1:52.581
97	47.030	1:52.605	97	53.986	1:53.053	25	2 LAPS	2:06.322
90	50.402	1:53.665	90	58.262	1:53.957	90	1:03.673	1:53.446
95	54.769	1:54.626	95	1:03.676	1:55.004	95	1:09.937	1:54.296
96	59.363	1:56.982	96	1:08.137	1:54.871	96	1:17.421	1:57.319
61	1:02.550	1:54.455	61	1:10.394	1:53.941	61	1:18.807	1:56.448
60	1:19.546	1:58.404	60	1:33.583	2:00.134	60	1:43.370	1:57.822
30	1:24.926	1:57.452	30	1:34.794	1:55.965	30	1:44.353	1:57.594
81	1:33.228	2:02.540	58	1:47.560	1:57.426	81	2:01.309	2:01.739
58	1:36.231	2:10.064	81	1:47.605	2:00.474	58	2:15.343	2:15.818

DELPHI BTRA Championship

RACE 8 (2nd Race) - GRID

ROW 10	56 Ian GYPPS	
ROW 9	58 Andrew LOVENBERRY	25 Ben HORNE
ROW 8	30 Steven TAYLOR	81 Elton BOOCOCK
ROW 7	61 David BALL	60 Roger BROOKFIELD
ROW 6	95 Richard COLLETT	96 Garath DAVIS
ROW 5	97 Garry GEORGE	90 Adam ATKINS
ROW 4	55 Graham POWELL	50 Carl BROOKFIELD
ROW 3	16 Chris LEVETT	98 Andrew LEVETT
ROW 2	23 Stuart OLIVER	32 Steve HORNE
ROW 1	69 David JENKINS	84 Mat SUMMERFIELD
Pole		
		

Weather / Track : Cloudy / Dry

Thruxton
Circuit Length = 2.3560 miles

These results are provisional until the conclusion of any judicial and technical matters.

Clerk of Course :

Timekeeper :

DELPHI BTRA Championship

RACE 8 (2nd Race) - CLASSIFICATION

POS	NO	CL	NAME	ENTRY	LAPS	TIME	GAP	DIFF	MPH	BEST	ON
1	23	A	Stuart OLIVER	ManTGA	8	13:24.111			84.38	1:39.367	7
2	16	A	Chris LEVETT	MAN TGA	8	13:24.250	0.139	0.139	84.36	1:38.184	4
3	98	A	Andrew LEVETT	Man TGA	8	13:36.969	12.858	12.719	83.05	1:40.939	8
4	69	A	David JENKINS	Sisu SL250	8	13:38.675	14.564	1.706	82.88	1:40.210	4
5	32	A	Steve HORNE	ERF ECX	8	13:38.791	14.680	0.116	82.86	1:40.264	2
6	84	A	Mat SUMMERFIELD	Man TGA 410	8	13:56.946	32.835	18.155	81.07	1:40.149	4
7	61	B	David BALL	Seddon Atkinson Strato	8	14:03.743	39.632	6.797	80.41	1:43.531	4
8	97	B	Garry GEORGE	Foden Alpha	8	14:08.562	44.451	4.819	79.96	1:44.735	4
9	55	B	Graham POWELL	Ford Cargo	8	14:09.311	45.200	0.749	79.89	1:45.228	1
10	96	B	Garath DAVIS	Seddon Atkinson Strato	8	14:34.435	1:10.324	25.124	77.59	1:47.102	4
11	90	B	Adam ATKINS	White Road Boss II	8	14:41.259	1:17.148	6.824	76.99	1:47.130	8
12	25	B	Ben HORNE	White Aerodyne	8	14:41.341	1:17.230	0.082	76.98	1:46.044	8
13	50	A	Carl BROOKFIELD	ERF E14	8	14:46.076	1:21.965	4.735	76.57	1:49.146	4
14	60	B	Roger BROOKFIELD	ERF E Series	8	14:51.178	1:27.067	5.102	76.13	1:47.891	4
15	95	A	Richard COLLETT	ERF	8	14:55.779	1:31.668	4.601	75.74	1:47.891	6
16	58	B	Andrew LOVENBERRY	Sisu SL250	8	15:04.606	1:40.495	8.827	75.00	1:47.786	4
17	81	B	Elton BOOCOCK	Seddon Atkinson	8	15:04.870	1:40.759	0.264	74.98	1:50.295	5
18	56	B	Ian GYPPI	Foden 4000 series	8	15:07.100	1:42.989	2.230	74.80	1:50.235	2

NOT CLASSIFIED

DNF	30	B	Steven TAYLOR	Volvo FM12	6	11:07.562	2 laps	2 laps	76.23	1:48.687	5
DNF	54	B	Steven POWELL	Volvo FL10	1	2:06.441	7 laps	5 laps	67.07	1:56.225	1

FASTEST LAP

16	A	Chris LEVETT	MAN TGA	4	1:38.184	86.38 mph	139.02 kph
61	B	David BALL	Seddon Atkinson Strato	4	1:43.531	81.92 mph	131.84 kph

Weather / Track : Cloudy / Dry

These results are provisional until the conclusion of any judicial and technical matters.

Thrupton
Circuit Length = 2.3560 miles
Start: 12:39 End: 12:55

Clerk of Course :

Timekeeper :

DELPHI BTRA Championship

RACE 8 (2nd Race) - CLASSIFICATION Amended

POS	NO	CL	NAME	ENTRY	LAPS	TIME	GAP	DIFF	MPH	BEST	ON
1	23	A	Stuart OLIVER	ManTGA	8	13:24.111			84.38	1:39.367	7
2	16	A	Chris LEVETT	MAN TGA	8	13:24.250	0.139	0.139	84.36	1:38.184	4
3	98	A	Andrew LEVETT	Man TGA	8	13:36.969	12.858	12.719	83.05	1:40.939	8
4	69	A	David JENKINS	Sisu SL250	8	13:38.675	14.564	1.706	82.88	1:40.210	4
5	84	A	Mat SUMMERFIELD	Man TGA 410	8	13:56.946	32.835	18.271	81.07	1:40.149	4
6	32	A	Steve HORNE	ERF ECX	8	13:58.791	34.680	1.845	80.89	1:40.264	2
7	61	B	David BALL	Seddon Atkinson Strato	8	14:03.743	39.632	4.952	80.41	1:43.531	4
8	55	B	Graham POWELL	Ford Cargo	8	14:09.311	45.200	5.568	79.89	1:45.228	1
9	97	B	Garry GEORGE	Foden Alpha	8	14:28.562	1:04.451	19.251	78.12	1:44.735	4
10	96	B	Garath DAVIS	Seddon Atkinson Strato	8	14:34.435	1:10.324	5.873	77.59	1:47.102	4
11	90	B	Adam ATKINS	White Road Boss II	8	14:41.259	1:17.148	6.824	76.99	1:47.130	8
12	25	B	Ben HORNE	White Aerodyne	8	14:41.341	1:17.230	0.082	76.98	1:46.044	8
13	50	A	Carl BROOKFIELD	ERF E14	8	14:46.076	1:21.965	4.735	76.57	1:49.146	4
14	60	B	Roger BROOKFIELD	ERF E Series	8	14:51.178	1:27.067	5.102	76.13	1:47.891	4
15	95	A	Richard COLLETT	ERF	8	14:55.779	1:31.668	4.601	75.74	1:47.891	6
16	58	B	Andrew LOVENBERRY	Sisu SL250	8	15:04.606	1:40.495	8.827	75.00	1:47.786	4
17	81	B	Elton BOOCOCK	Seddon Atkinson	8	15:04.870	1:40.759	0.264	74.98	1:50.295	5
18	56	B	Ian GYPPS	Foden 4000 series	8	15:07.100	1:42.989	2.230	74.80	1:50.235	2

NOT CLASSIFIED

DNF	30	B	Steven TAYLOR	Volvo FM12	6	11:07.562	2 laps	2 laps	76.23	1:48.687	5
DNF	54	B	Steven POWELL	Volvo FL10	1	2:06.441	7 laps	5 laps	67.07	1:56.225	1

FASTEST LAP

16	A	Chris LEVETT	MAN TGA	4	1:38.184	86.38 mph	139.02 kph
61	B	David BALL	Seddon Atkinson Strato	4	1:43.531	81.92 mph	131.84 kph

Trucks 32 & 97 - 20 seconds added to finish time

Weather / Track : Cloudy / Dry

These results are provisional until the conclusion of any judicial and technical matters.

Thrupton
Circuit Length = 2.3560 miles
Start: 12:39 End: 12:55

Clerk of Course :	Timekeeper :
-------------------	--------------

DELPHI BTRA Championship
RACE 8 (2nd Race) - LAP CHART

Lap 1			Lap 2			Lap 3			Lap 4			Lap 5		
No	Behind	Laptime	No	Behind	Laptime	No	Behind	Laptime	No	Behind	Laptime	No	Behind	Laptime
32		1:41.317	32		1:40.264	32		1:41.624	32		1:41.433	23		1:39.965
98	1.404	1:42.037	98	2.975	1:41.835	23	2.124	1:40.452	23	0.130	1:39.439	16	1.009	1:39.999
23	2.203	1:43.556	23	3.296	1:41.357	98	2.646	1:41.295	16	1.105	1:38.184	32	5.526	1:45.621
69	5.246	1:46.801	69	5.254	1:40.272	16	4.354	1:39.128	98	2.681	1:41.468	98	5.739	1:43.153
55	5.434	1:45.228	16	6.850	1:40.509	69	5.146	1:41.516	69	3.923	1:40.210	69	11.636	1:47.808
16	6.605	1:47.563	55	11.127	1:45.957	55	14.945	1:45.442	61	17.824	1:43.531	61	22.256	1:44.527
97	8.028	1:47.348	97	12.712	1:44.948	61	15.726	1:44.435	55	18.995	1:45.483	55	24.658	1:45.758
61	8.356	1:46.016	61	12.915	1:44.823	97	17.638	1:46.550	97	20.940	1:44.735	84	25.422	1:41.357
50	11.823	1:50.641	96	21.323	1:48.677	84	25.444	1:42.478	84	24.160	1:40.149	97	26.385	1:45.540
96	12.910	1:49.833	50	22.382	1:50.823	96	27.210	1:47.511	96	32.879	1:47.102	96	40.896	1:48.112
95	13.224	1:51.107	95	22.878	1:49.918	50	31.252	1:50.494	50	38.965	1:49.146	50	48.188	1:49.318
30	14.840	1:50.915	84	24.590	1:44.998	60	33.489	1:50.191	60	39.947	1:47.891	90	50.636	1:49.252
60	15.642	1:51.916	30	24.838	1:50.262	95	33.963	1:52.709	58	40.856	1:47.786	60	51.687	1:51.835
90	16.232	1:53.453	60	24.922	1:49.544	58	34.503	1:49.199	90	41.479	1:47.819	25	52.456	1:50.158
58	16.879	1:52.068	90	26.359	1:50.391	90	35.093	1:50.358	95	41.677	1:49.147	30	52.473	1:48.687
81	18.594	1:53.508	58	26.928	1:50.313	30	35.353	1:52.139	25	42.393	1:47.890	95	1:01.180	1:59.598
25	18.654	1:51.716	25	27.335	1:48.945	25	35.936	1:50.225	30	43.881	1:49.961	81	1:03.933	1:50.295
84	19.856	2:01.420	81	31.162	1:52.832	56	43.392	1:53.207	56	53.690	1:51.731	56	1:04.046	1:50.451
56	21.838	1:54.796	56	31.809	1:50.235	81	43.441	1:53.903	81	53.733	1:51.725	58	1:11.750	2:10.989
54	24.228	1:56.225												

DELPHI BTRA Championship
RACE 8 (2nd Race) - LAP CHART

Lap 6			Lap 7			Lap 8		
No	Behind	Laptime	No	Behind	Laptime	No	Behind	Laptime
23		1:39.411	23		1:39.367	23		1:39.704
16	0.275	1:38.677	16	0.275	1:39.367	16	0.139	1:39.568
98	8.517	1:42.189	98	11.623	1:42.473	98	12.858	1:40.939
32	9.171	1:43.056	32	13.034	1:43.230	69	14.564	1:40.341
69	12.927	1:40.702	69	13.927	1:40.367	32	14.680	1:41.350
61	27.104	1:44.259	84	30.124	1:41.333	84	32.835	1:42.415
84	28.158	1:42.147	61	34.175	1:46.438	61	39.632	1:45.161
55	31.291	1:46.044	97	38.010	1:45.330	97	44.451	1:46.145
97	32.047	1:45.073	55	38.737	1:46.813	55	45.200	1:46.167
96	49.618	1:48.133	96	1:01.274	1:51.023	96	1:10.324	1:48.754
50	59.046	1:50.269	90	1:09.722	1:49.201	90	1:17.148	1:47.130
90	59.888	1:48.663	50	1:10.481	1:50.802	25	1:17.230	1:46.044
30	1:02.522	1:49.460	25	1:10.890	1:47.025	50	1:21.965	1:51.188
25	1:03.232	1:50.187	60	1:15.990	1:49.357	60	1:27.067	1:50.781
60	1:06.000	1:53.724	95	1:20.148	1:49.855	95	1:31.668	1:51.224
95	1:09.660	1:47.891	81	1:29.193	1:52.006	58	1:40.495	1:48.877
81	1:16.554	1:52.032	56	1:30.993	1:52.912	81	1:40.759	1:51.270
56	1:17.448	1:52.813	58	1:31.322	1:49.616	56	1:42.989	1:51.700
58	1:21.073	1:48.734						

DUNLOP MINI SE7EN CHAMPIONSHIP

QUALIFYING - CLASSIFICATION

POS	NO	CL	NAME	ENTRY	TIME	ON	LAPS	GAP	DIFF	MPH
1	9	S7	Kane ASTIN	Mini Seven	1:44.736	9	9			80.98
2	53	S7	Niven BURGE	Mini Altered Image Vickers	1:44.824	5	6	0.088	0.088	80.91
3	24	S7	James COULSON	Mini Se7en	1:45.136	9	9	0.400	0.312	80.67
4	4	S7	Paul THOMPSON	Rover Mini	1:45.160	8	8	0.424	0.024	80.65
5	1	S7	Andrew DEVINY	Rover Mini	1:45.245	9	9	0.509	0.085	80.58
6	46	S7	Max HUNTER	Mini	1:45.558	6	9	0.822	0.313	80.34
7	20	S7	Darren THOMAS	Mini 7	1:47.541	7	8	2.805	1.983	78.86
8	7	S7	Dick HUNTER	Mini Seven	1:47.562	7	8	2.826	0.021	78.85
9	16	S7	James WINNIFRITH	Mini Se7en	1:47.669	7	8	2.933	0.107	78.77
10	22	S7	Graeme DAVIS	Mini 7	1:47.747	9	9	3.011	0.078	78.71
11	50	S7	Ian DEVINY	Rover Mini	1:47.791	9	9	3.055	0.044	78.68
12	6	S7	Paul CLARK	Mini	1:48.379	4	5	3.643	0.588	78.25
13	82	S7	Andrew RUTHVEN	Mini Se7en	1:48.676	8	8	3.940	0.297	78.04
14	52	S7	Nathan BURGE	Mini Altered Image Vickers	1:50.230	4	5	5.494	1.554	76.94
15	99	S7	Tim JOSLYN	Rover Mini	1:51.841	8	8	7.105	1.611	75.83
16	77	S7	Tristen KNIGHT	Mini 7	1:52.043	7	8	7.307	0.202	75.69
17	26	S7	Lee JONES	Mini	1:52.460	6	8	7.724	0.417	75.41
18	39	S7	Andy MILLER	Mini 7	1:53.801	7	8	9.065	1.341	74.52
19	38	S7	Steven HOPPER	Rover Mini	1:54.072	2	7	9.336	0.271	74.35
20	18	S7	Glyn SWIFT	Mini 7	1:57.909	8	8	13.173	3.837	71.93
21	76	S7	Tom KNIGHT	Austin Mini	1:58.996	6	7	14.260	1.087	71.27

Weather / Track : Rain / Damp

These results are provisional until the conclusion of any judicial and technical matters.

Thruxton
Circuit Length = 2.3560 miles
Start: 12:01 End: 12:18

Clerk of Course :

Timekeeper :

DUNLOP MINI SE7EN CHAMPIONSHIP

QUALIFYING - LAP ANALYSIS

1	Andrew DEVINY		Rover Mini				
1 -	1:54.688	+ 9.443	12:03:39.201	6	1:47.929	+ 2.684	12:12:37.178
2 -	1:48.254	+ 3.009	12:05:27.455	7	1:45.923	+ 0.678	12:14:23.101
3 -	1:47.465	+ 2.220	12:07:14.920	8	1:45.315	+ 0.070	12:16:08.416
4 -	1:47.922	+ 2.677	12:09:02.842	9	1:45.245		12:17:53.661
5 -	1:46.407	+ 1.162	12:10:49.249				
4	Paul THOMPSON		Rover Mini				
1 -	1:55.761	+ 10.601	12:04:35.975	5	1:47.212	+ 2.052	12:11:45.724
2 -	1:50.500	+ 5.340	12:06:26.475	6	1:46.259	+ 1.099	12:13:31.983
3 -	1:46.612	+ 1.452	12:08:13.087	7	1:46.133	+ 0.973	12:15:18.116
4 -	1:45.425	+ 0.265	12:09:58.512	8	1:45.160		12:17:03.276
6	Paul CLARK		Mini				
1 -	1:54.161	+ 5.782	12:04:01.370	4	1:48.379		12:09:29.627
2 -	1:49.691	+ 1.312	12:05:51.061	5	1:49.520	+ 1.141	12:11:19.147
3 -	1:50.187	+ 1.808	12:07:41.248				
7	Dick HUNTER		Mini Seven				
1 -	1:55.108	+ 7.546	12:04:09.528	5	1:48.877	+ 1.315	12:11:30.503
2 -	1:51.367	+ 3.805	12:06:00.895	6	1:48.152	+ 0.590	12:13:18.655
3 -	1:50.144	+ 2.582	12:07:51.039	7	1:47.562		12:15:06.217
4 -	1:50.587	+ 3.025	12:09:41.626	8	1:47.749	+ 0.187	12:16:53.966
9	Kane ASTIN		Mini Seven				
1 -	1:57.194	+ 12.458	12:03:43.166	6	1:45.712	+ 0.976	12:12:33.729
2 -	1:46.407	+ 1.671	12:05:29.573	7	1:45.218	+ 0.482	12:14:18.947
3 -	1:45.609	+ 0.873	12:07:15.182	8	1:45.283	+ 0.547	12:16:04.230
4 -	1:46.863	+ 2.127	12:09:02.045	9	1:44.736		12:17:48.966
5 -	1:45.972	+ 1.236	12:10:48.017				
16	James WINNIFRITH		Mini Se7en				
1 -	1:59.243	+ 11.574	12:03:53.306	5	1:50.485	+ 2.816	12:11:44.699
2 -	1:53.032	+ 5.363	12:05:46.338	6	2:06.341	+ 18.672	12:13:51.040
3 -	2:03.822	+ 16.153	12:07:50.160	7	1:47.669		12:15:38.709
4 -	2:04.054	+ 16.385	12:09:54.214	8	1:49.554	+ 1.885	12:17:28.263
18	Glyn SWIFT		Mini 7				
1 -	2:08.485	+ 10.576	12:04:29.413	5	2:01.567	+ 3.658	12:12:39.627
2 -	2:05.236	+ 7.327	12:06:34.649	6	1:59.464	+ 1.555	12:14:39.091
3 -	2:02.648	+ 4.739	12:08:37.297	7	2:00.082	+ 2.173	12:16:39.173
4 -	2:00.763	+ 2.854	12:10:38.060	8	1:57.909		12:18:37.082
20	Darren THOMAS		Mini 7				
1 -	1:55.316	+ 7.775	12:04:10.642	5	1:50.181	+ 2.640	12:11:31.062
2 -	1:51.937	+ 4.396	12:06:02.579	6	1:48.044	+ 0.503	12:13:19.106
3 -	1:48.838	+ 1.297	12:07:51.417	7	1:47.541		12:15:06.647
4 -	1:49.464	+ 1.923	12:09:40.881	8	1:47.634	+ 0.093	12:16:54.281
22	Graeme DAVIS		Mini 7				
1 -	1:58.165	+ 10.418	12:03:45.160	6	1:50.139	+ 2.392	12:13:00.821
2 -	1:52.064	+ 4.317	12:05:37.224	7	1:48.002	+ 0.255	12:14:48.823
3 -	1:51.778	+ 4.031	12:07:29.002	8	1:48.208	+ 0.461	12:16:37.031
4 -	1:49.335	+ 1.588	12:09:18.337	9	1:47.747		12:18:24.778
5 -	1:52.345	+ 4.598	12:11:10.682				
24	James COULSON		Mini Se7en				
1 -	1:56.405	+ 11.269	12:03:39.677	6	1:47.971	+ 2.835	12:12:38.058
2 -	1:49.343	+ 4.207	12:05:29.020	7	1:45.860	+ 0.724	12:14:23.918
3 -	1:47.075	+ 1.939	12:07:16.095	8	1:45.266	+ 0.130	12:16:09.184
4 -	1:47.318	+ 2.182	12:09:03.413	9	1:45.136		12:17:54.320
5 -	1:46.674	+ 1.538	12:10:50.087				

Thruxton
Circuit Length = 2.3560 miles
Start: 12:01 End: 12:18

Weather / Track : Rain / Damp

DUNLOP MINI SE7EN CHAMPIONSHIP QUALIFYING - LAP ANALYSIS

26	Lee JONES		Mini				
1 -	2:05.052	+ 12.592	12:04:15.583	5	1:53.409	+ 0.949	12:11:53.256
2 -	1:56.828	+ 4.368	12:06:12.411	6	1:52.460		12:13:45.716
3 -	1:54.857	+ 2.397	12:08:07.268	7	1:52.495	+ 0.035	12:15:38.211
4 -	1:52.579	+ 0.119	12:09:59.847	8	2:47.578	+ 55.118	12:18:25.789
38	Steven HOPPER		Rover Mini				
1 -	2:00.792	+ 6.720	12:04:03.192	5	3:27.343 P	+ 1:33.271	12:13:17.394
2 -	1:54.072		12:05:57.264	6	2:07.356	+ 13.284	12:15:24.750
3 -	1:55.077	+ 1.005	12:07:52.341	7	1:57.896	+ 3.824	12:17:22.646
4 -	1:57.710	+ 3.638	12:09:50.051				
39	Andy MILLER		Mini 7				
1 -	2:01.228	+ 7.427	12:04:09.399	5	1:58.360	+ 4.559	12:11:54.643
2 -	1:56.635	+ 2.834	12:06:06.034	6	1:57.862	+ 4.061	12:13:52.505
3 -	1:55.485	+ 1.684	12:08:01.519	7	1:53.801		12:15:46.306
4 -	1:54.764	+ 0.963	12:09:56.283	8	2:02.469	+ 8.668	12:17:48.775
46	Max HUNTER		Mini				
1 -	1:54.182	+ 8.624	12:04:06.830	6	1:45.558		12:12:59.343
2 -	1:47.427	+ 1.869	12:05:54.257	7	1:51.296	+ 5.738	12:14:50.639
3 -	1:46.322	+ 0.764	12:07:40.579	8	1:45.767	+ 0.209	12:16:36.406
4 -	1:46.946	+ 1.388	12:09:27.525	9	1:46.763	+ 1.205	12:18:23.169
5 -	1:46.260	+ 0.702	12:11:13.785				
50	Ian DEVINY		Rover Mini				
1 -	1:56.493	+ 8.702	12:03:46.007	6	1:49.447	+ 1.656	12:12:59.290
2 -	1:50.556	+ 2.765	12:05:36.563	7	1:49.925	+ 2.134	12:14:49.215
3 -	1:50.992	+ 3.201	12:07:27.555	8	1:48.286	+ 0.495	12:16:37.501
4 -	1:51.104	+ 3.313	12:09:18.659	9	1:47.791		12:18:25.292
5 -	1:51.184	+ 3.393	12:11:09.843				
52	Nathan BURGE		Mini Altered Image Vickers				
1 -	2:03.935	+ 13.705	12:10:06.806	4	1:50.230		12:15:39.444
2 -	1:51.717	+ 1.487	12:11:58.523	5	1:53.952	+ 3.722	12:17:33.396
3 -	1:50.691	+ 0.461	12:13:49.214				
53	Niven BURGE		Mini Altered Image Vickers				
1 -	1:49.689	+ 4.865	12:09:08.764	4	1:46.721	+ 1.897	12:14:28.764
2 -	1:46.870	+ 2.046	12:10:55.634	5	1:44.824		12:16:13.588
3 -	1:46.409	+ 1.585	12:12:42.043	6	1:45.480	+ 0.656	12:17:59.068
76	Tom KNIGHT		Austin Mini				
1 -	2:07.354	+ 8.358	12:04:31.653	5	2:02.193	+ 3.197	12:12:41.363
2 -	2:04.418	+ 5.422	12:06:36.071	6	1:58.996		12:14:40.359
3 -	2:02.320	+ 3.324	12:08:38.391	7	2:00.498	+ 1.502	12:16:40.857
4 -	2:00.779	+ 1.783	12:10:39.170				
77	Tristen KNIGHT		Mini 7				
1 -	2:04.482	+ 12.439	12:04:23.384	5	1:52.739	+ 0.696	12:12:01.909
2 -	1:58.580	+ 6.537	12:06:21.964	6	1:54.385	+ 2.342	12:13:56.294
3 -	1:53.878	+ 1.835	12:08:15.842	7	1:52.043		12:15:48.337
4 -	1:53.328	+ 1.285	12:10:09.170	8	1:54.841	+ 2.798	12:17:43.178
82	Andrew RUTHVEN		Mini Se7en				
1 -	1:56.850	+ 8.174	12:03:54.774	5	1:50.042	+ 1.366	12:11:20.396
2 -	1:52.311	+ 3.635	12:05:47.085	6	1:50.359	+ 1.683	12:13:10.755
3 -	1:51.890	+ 3.214	12:07:38.975	7	1:49.664	+ 0.988	12:15:00.419
4 -	1:51.379	+ 2.703	12:09:30.354	8	1:48.676		12:16:49.095
99	Tim JOSLYN		Rover Mini				
1 -	2:02.085	+ 10.244	12:04:06.923	5	1:52.822	+ 0.981	12:11:39.540

Thruxton
Circuit Length = 2.3560 miles
Start: 12:01 End: 12:18

Weather / Track : Rain / Damp


DUNLOP MINI SE7EN CHAMPIONSHIP

QUALIFYING - LAP ANALYSIS

2 -	1:52.848	+ 1.007	12:05:59.771	6	1:53.977	+ 2.136	12:13:33.517
3 -	1:53.192	+ 1.351	12:07:52.963	7	1:52.754	+ 0.913	12:15:26.271
4 -	1:53.755	+ 1.914	12:09:46.718	8	1:51.841		12:17:18.112

DUNLOP MINI SE7EN CHAMPIONSHIP

RACE 5 - GRID

ROW 11	1:58.996 76 Tom KNIGHT		
ROW 10		1:54.072 38 Steven HOPPER	1:57.909 18 Glyn SWIFT
ROW 9	1:52.460 26 Lee JONES		1:53.801 39 Andy MILLER
ROW 8		1:51.841 99 Tim JOSLYN	1:52.043 77 Tristen KNIGHT
ROW 7	1:48.676 82 Andrew RUTHVEN		1:50.230 52 Nathan BURGE
ROW 6		1:47.791 50 Ian DEVINY	1:48.379 6 Paul CLARK
ROW 5	1:47.669 16 James WINNIFRITH		1:47.747 22 Graeme DAVIS
ROW 4		1:47.541 20 Darren THOMAS	1:47.562 7 Dick HUNTER
ROW 3	1:45.245 1 Andrew DEVINY		1:45.558 46 Max HUNTER
ROW 2		1:45.136 24 James COULSON	1:45.160 4 Paul THOMPSON
ROW 1	1:44.736 9 Kane ASTIN		1:44.824 53 Niven BURGE
Pole			
			

Weather / Track : Cloudy / Dry

Thruxton
Circuit Length = 2.3560 miles

These results are provisional until the conclusion of any judicial and technical matters.

Clerk of Course :

Timekeeper :

DUNLOP MINI SE7EN CHAMPIONSHIP

RACE 5 - CLASSIFICATION

POS	NO	CL	NAME	ENTRY	LAPS	TIME	GAP	DIFF	MPH	BEST	ON
1	46	S7	Max HUNTER	Mini	12	20:18.779			83.50	1:39.543	6
2	4	S7	Paul THOMPSON	Rover Mini	12	20:21.006	2.227	2.227	83.35	1:38.749	9
3	9	S7	Kane ASTIN	Mini Seven	12	20:21.443	2.664	0.437	83.32	1:38.812	11
4	1	S7	Andrew DEVINY	Rover Mini	12	20:22.209	3.430	0.766	83.27	1:39.274	12
5	53	S7	Niven BURGE	Mini Altered Image Vickers	12	20:24.424	5.645	2.215	83.12	1:39.732	9
6	7	S7	Dick HUNTER	Mini Seven	12	20:37.909	19.130	13.485	82.21	1:41.244	7
7	24	S7	James COULSON	Mini Se7en	12	20:38.253	19.474	0.344	82.19	1:41.111	11
8	22	S7	Graeme DAVIS	Mini 7	12	20:47.289	28.510	9.036	81.60	1:41.430	11
9	50	S7	Ian DEVINY	Rover Mini	12	20:58.250	39.471	10.961	80.88	1:42.370	10
10	52	S7	Nathan BURGE	Mini Altered Image Vickers	12	21:09.591	50.812	11.341	80.16	1:41.982	9
11	77	S7	Tristen KNIGHT	Mini 7	12	21:10.022	51.243	0.431	80.13	1:41.516	11
12	26	S7	Lee JONES	Mini	12	21:17.855	59.076	7.833	79.64	1:43.987	11
13	39	S7	Andy MILLER	Mini 7	12	21:18.166	59.387	0.311	79.62	1:43.074	9
14	82	S7	Andrew RUTHVEN	Mini Se7en	12	21:18.524	59.745	0.358	79.60	1:44.461	2
15	38	S7	Steven HOPPER	Rover Mini	12	21:18.571	59.792	0.047	79.60	1:42.908	11
16	20	S7	Darren THOMAS	Mini 7	12	21:27.088	1:08.309	8.517	79.07	1:44.521	2
17	76	S7	Tom KNIGHT	Austin Mini	12	21:43.380	1:24.601	16.292	78.08	1:45.100	12
18	99	S7	Tim JOSLYN	Rover Mini	12	21:43.701	1:24.922	0.321	78.06	1:45.107	5
19	18	S7	Glyn SWIFT	Mini 7	12	22:00.815	1:42.036	17.114	77.05	1:47.086	7

NOT CLASSIFIED

DNF	16	S7	James WINNIFRITH	Mini Se7en	10	17:28.396	2 laps	2 laps	80.90	1:42.829	10
DNF	6	S7	Paul CLARK	Mini	2	3:38.475	10 laps	8 laps	77.64	1:44.427	2

FASTEST LAP

4	S7	Paul THOMPSON	Rover Mini	9	1:38.749	85.89 mph	138.22 kph
---	----	---------------	------------	---	----------	-----------	------------

Weather / Track : Cloudy / Dry

These results are provisional until the conclusion of any judicial and technical matters.

Thruxton
Circuit Length = 2.3560 miles
Start: 09:00 End: 09:23

Clerk of Course :	Timekeeper :
-------------------	--------------

**DUNLOP MINI SE7EN CHAMPIONSHIP
RACE 5 - LAP CHART**

Lap 1			Lap 2			Lap 3			Lap 4			Lap 5		
No	Behind	Laptime	No	Behind	Laptime	No	Behind	Laptime	No	Behind	Laptime	No	Behind	Laptime
1		1:47.185	1		1:43.296	1		1:41.609	46		1:40.414	1		1:40.922
46	1.528	1:48.549	46	0.606	1:42.374	46	0.418	1:41.421	1	0.442	1:41.274	46	0.287	1:41.651
53	1.563	1:51.605	53	1.611	1:43.344	9	2.562	1:41.917	9	3.708	1:41.978	53	3.816	1:41.015
9	1.907	1:51.949	9	2.254	1:43.643	53	2.851	1:42.849	53	4.165	1:42.146	9	4.130	1:41.786
24	2.840	1:50.791	24	3.038	1:43.494	7	4.002	1:42.089	7	5.689	1:42.519	7	6.336	1:42.011
7	3.560	1:50.037	7	3.522	1:43.258	24	4.268	1:42.839	24	6.126	1:42.690	4	6.616	1:41.757
6	4.005	1:49.536	4	4.176	1:42.912	4	4.537	1:41.970	4	6.223	1:42.518	24	7.291	1:42.529
20	4.225	1:50.658	6	5.136	1:44.427	22	9.801	1:44.971	22	13.114	1:44.145	22	15.034	1:43.284
4	4.560	1:52.319	20	5.450	1:44.521	20	10.443	1:46.602	16	13.685	1:43.546	16	15.908	1:43.587
82	5.206	1:50.476	82	6.371	1:44.461	16	10.971	1:45.130	50	14.947	1:44.159	50	16.309	1:42.726
22	5.501	1:51.596	22	6.439	1:44.234	50	11.620	1:45.665	20	16.335	1:46.724	82	20.888	1:45.822
50	5.839	1:51.270	16	7.450	1:44.088	82	12.385	1:47.623	82	16.430	1:44.877	20	23.007	1:48.036
16	6.658	1:52.425	50	7.564	1:45.021	26	13.593	1:45.741	26	17.092	1:44.331	26	27.634	1:51.906
26	7.314	1:51.608	26	9.461	1:45.443	39	20.106	1:45.501	77	26.097	1:46.153	77	31.438	1:46.705
52	9.429	1:54.582	77	15.224	1:48.253	77	20.776	1:47.161	39	26.146	1:46.872	39	31.743	1:46.961
77	10.267	1:54.704	99	15.713	1:47.987	52	24.237	1:49.059	52	29.024	1:45.619	52	32.095	1:44.435
99	11.022	1:55.659	39	16.214	1:48.189	38	25.930	1:50.002	38	30.324	1:45.226	38	33.436	1:44.476
39	11.321	1:55.517	52	16.787	1:50.654	76	30.514	1:50.404	76	37.192	1:47.510	76	43.063	1:47.235
38	12.427	1:56.048	38	17.537	1:48.406	18	30.956	1:51.519	99	39.486	1:47.537	99	43.229	1:45.107
18	14.701	1:58.635	18	21.046	1:49.641	99	32.781	1:58.677	18	40.181	1:50.057	18	46.501	1:47.684
76	15.646	1:59.320	76	21.719	1:49.369									

DUNLOP MINI SE7EN CHAMPIONSHIP
RACE 5 - LAP CHART

Lap 6			Lap 7			Lap 8			Lap 9			Lap 10		
No	Behind	Laptime	No	Behind	Laptime	No	Behind	Laptime	No	Behind	Laptime	No	Behind	Laptime
46		1:39.543	46		1:40.589	46		1:40.386	46		1:40.230	46		1:40.258
1	0.452	1:40.282	1	2.659	1:42.796	1	3.027	1:40.754	1	3.179	1:40.382	1	3.714	1:40.793
53	5.685	1:41.699	9	5.793	1:40.148	9	5.235	1:39.828	9	5.362	1:40.357	4	4.564	1:39.377
9	6.234	1:41.934	53	6.110	1:41.014	53	5.868	1:40.144	53	5.370	1:39.732	9	5.180	1:40.076
4	8.154	1:41.368	4	7.922	1:40.357	4	6.926	1:39.390	4	5.445	1:38.749	53	5.526	1:40.414
7	8.951	1:42.445	7	9.606	1:41.244	7	10.979	1:41.759	7	12.895	1:42.146	7	15.209	1:42.572
24	9.172	1:41.711	24	9.856	1:41.273	24	11.227	1:41.757	24	13.085	1:42.088	24	17.159	1:44.332
22	17.463	1:42.259	22	18.478	1:41.604	22	20.428	1:42.336	22	23.161	1:42.963	22	24.961	1:42.058
16	19.246	1:43.168	16	22.007	1:43.350	16	24.662	1:43.041	16	27.388	1:42.956	16	29.959	1:42.829
50	24.967	1:48.488	50	27.961	1:43.583	50	30.071	1:42.496	50	32.523	1:42.682	50	34.635	1:42.370
82	25.537	1:44.479	82	32.764	1:47.816	82	37.599	1:45.221	82	42.197	1:44.828	52	46.676	1:42.593
20	30.403	1:47.226	26	38.218	1:45.715	77	41.560	1:43.640	52	44.341	1:41.982	77	47.330	1:42.969
26	33.092	1:45.288	20	38.296	1:48.482	52	42.589	1:43.267	77	44.619	1:43.289	82	49.625	1:47.686
77	34.898	1:43.290	77	38.306	1:43.997	26	42.643	1:44.811	26	47.133	1:44.720	26	51.214	1:44.339
52	37.257	1:44.992	52	39.708	1:43.040	20	43.515	1:45.605	39	49.243	1:43.074	39	52.453	1:43.468
38	37.325	1:43.719	38	42.207	1:45.471	39	46.399	1:44.340	20	49.626	1:46.341	38	53.893	1:44.071
39	37.749	1:45.836	39	42.445	1:45.285	38	47.007	1:45.186	38	50.080	1:43.303	20	54.536	1:45.168
76	50.633	1:47.400	99	56.107	1:45.725	76	1:01.886	1:45.577	76	1:08.512	1:46.856	76	1:14.189	1:45.935
99	50.971	1:47.572	76	56.695	1:46.651	99	1:02.238	1:46.517	99	1:08.789	1:46.781	99	1:14.451	1:45.920
18	54.242	1:47.571	18	1:00.739	1:47.086	18	1:08.517	1:48.164	18	1:17.196	1:48.909	18	1:25.220	1:48.282

**DUNLOP MINI SE7EN CHAMPIONSHIP
RACE 5 - LAP CHART**

Lap 11			Lap 12		
No	Behind	Laptime	No	Behind	Laptime
46		1:40.013	46		1:40.329
4	3.552	1:39.001	4	2.227	1:39.004
9	3.979	1:38.812	9	2.664	1:39.014
1	4.485	1:40.784	1	3.430	1:39.274
53	5.349	1:39.836	53	5.645	1:40.625
7	17.554	1:42.358	7	19.130	1:41.905
24	18.257	1:41.111	24	19.474	1:41.546
22	26.378	1:41.430	22	28.510	1:42.461
50	37.196	1:42.574	50	39.471	1:42.604
77	48.833	1:41.516	52	50.812	1:42.165
52	48.976	1:42.313	77	51.243	1:42.739
26	55.188	1:43.987	26	59.076	1:44.217
82	55.516	1:45.904	39	59.387	1:43.567
39	56.149	1:43.709	82	59.745	1:44.558
38	56.788	1:42.908	38	59.792	1:43.333
20	1:00.772	1:46.249	20	1:08.309	1:47.866
76	1:19.830	1:45.654	76	1:24.601	1:45.100
99	1:20.061	1:45.623	99	1:24.922	1:45.190
18	1:33.224	1:48.017	18	1:42.036	1:49.141

International Truck Challenge Group 1

QUALIFYING - CLASSIFICATION

POS	NO	CL	NAME	ENTRY	TIME	ON	LAPS	GAP	DIFF	MPH
1	23	A	Stuart OLIVER	ManTGA	1:40.455	4	7			84.43
2	98	A	Andrew LEVETT	Man TGA	1:41.985	5	8	1.530	1.530	83.16
3	69	A	David JENKINS	Sisu SL250	1:43.074	6	6	2.619	1.089	82.28
4	21	-	Oliver ROBINEAU	MAN TG	1:44.428	9	9	3.973	1.354	81.21
5	55	B	Graham POWELL	Ford Cargo	1:45.713	6	8	5.258	1.285	80.23
6	50	A	Carl BROOKFIELD	ERF E14	1:46.471	6	8	6.016	0.758	79.66
7	25	B	Ben HORNE	White Aerodyne	1:49.046	7	7	8.591	2.575	77.77
8	95	A	Richard COLLETT	ERF	1:49.194	7	8	8.739	0.148	77.67
9	170	-	Reinhard HAEGERMANN	Mercedes Benz 1850	1:49.870	5	5	9.415	0.676	77.19
10	17	-	Damuel RODRIGUES	Volvo NL12 TD122	1:50.387	8	8	9.932	0.517	76.83
11	81	B	Elton BOOCOCK	Seddon Atkinson	1:55.104	8	8	14.649	4.717	73.68
12	58	B	Andrew LOVENBERRY	Sisu SL250	1:55.939	4	7	15.484	0.835	73.15

Weather / Track : Cloudy / Dry

These results are provisional until the conclusion of any judicial and technical matters.

Thruxton
 Circuit Length = 2.3560 miles
 Start: 12:28 End: 12:44

Clerk of Course :		Timekeeper :
-------------------	--	--------------

International Truck Challenge Group 1

QUALIFYING - LAP ANALYSIS

4	Maurie MONTRINO						
17	Damuel RODRIGUES			Volvo NL12 TD122			
1 -	2:09.167	+ 18.780	12:31:00.939	5	1:53.511	+ 3.124	12:38:45.591
2 -	1:58.297	+ 7.910	12:32:59.236	6	1:53.485	+ 3.098	12:40:39.076
3 -	1:58.229	+ 7.842	12:34:57.465	7	1:51.792	+ 1.405	12:42:30.868
4 -	1:54.615	+ 4.228	12:36:52.080	8	1:50.387		12:44:21.255
21	Oliver ROBINEAU			MAN TG			
1 -	2:07.385	+ 22.957	12:30:30.838	6	1:44.625	+ 0.197	12:39:26.910
2 -	1:52.039	+ 7.611	12:32:22.877	7	1:47.847	+ 3.419	12:41:14.757
3 -	1:46.088	+ 1.660	12:34:08.965	8	1:44.554	+ 0.126	12:42:59.311
4 -	1:46.462	+ 2.034	12:35:55.427	9	1:44.428		12:44:43.739
5 -	1:46.858	+ 2.430	12:37:42.285				
23	Stuart OLIVER			ManTGA			
1 -	2:12.398	+ 31.943	12:30:39.785	5	1:41.200	+ 0.745	12:37:24.114
2 -	1:41.890	+ 1.435	12:32:21.675	6	1:40.522	+ 0.067	12:39:04.636
3 -	1:40.784	+ 0.329	12:34:02.459	7	1:41.973	+ 1.518	12:40:46.609
4 -	1:40.455		12:35:42.914				
25	Ben HORNE			White Aerodyne			
1 -	2:02.193	+ 13.147	12:30:46.235	5	1:49.935	+ 0.889	12:38:13.739
2 -	1:56.502	+ 7.456	12:32:42.737	6	1:49.847	+ 0.801	12:40:03.586
3 -	1:51.241	+ 2.195	12:34:33.978	7	1:49.046		12:41:52.632
4 -	1:49.826	+ 0.780	12:36:23.804				
50	Carl BROOKFIELD			ERF E14			
1 -	2:03.977	+ 17.506	12:31:25.711	5	1:54.114	+ 7.643	12:38:55.349
2 -	1:50.716	+ 4.245	12:33:16.427	6	1:46.471		12:40:41.820
3 -	1:48.378	+ 1.907	12:35:04.805	7	1:49.970	+ 3.499	12:42:31.790
4 -	1:56.430	+ 9.959	12:37:01.235	8	1:47.148	+ 0.677	12:44:18.938
55	Graham POWELL			Ford Cargo			
1 -	2:12.505	+ 26.792	12:31:25.145	5	1:47.220	+ 1.507	12:38:39.311
2 -	1:48.138	+ 2.425	12:33:13.283	6	1:45.713		12:40:25.024
3 -	1:49.837	+ 4.124	12:35:03.120	7	1:46.373	+ 0.660	12:42:11.397
4 -	1:48.971	+ 3.258	12:36:52.091	8	1:46.678	+ 0.965	12:43:58.075
58	Andrew LOVENBERRY			Sisu SL250			
1 -	2:08.440	+ 12.501	12:31:03.161	5	3:09.825 P	+ 1:13.886	12:40:06.377
2 -	1:58.401	+ 2.462	12:33:01.562	6	1:59.647	+ 3.708	12:42:06.024
3 -	1:59.051	+ 3.112	12:35:00.613	7	1:57.270	+ 1.331	12:44:03.294
4 -	1:55.939		12:36:56.552				
69	David JENKINS			Sisu SL250			
1 -	1:49.738	+ 6.664	12:30:53.411	4	1:41.782	+ -1.292	12:37:20.928
2 -	1:43.198	+ 0.124	12:32:36.609	5	1:43.430	+ 0.356	12:39:04.358
3 -	3:02.537 P	+ 1:19.463	12:35:39.146	6	1:43.074		12:40:47.432
81	Elton BOOCOCK			Seddon Atkinson			
1 -	2:04.525	+ 9.421	12:31:02.889	5	1:57.181	+ 2.077	12:38:58.152
2 -	1:59.970	+ 4.866	12:33:02.859	6	1:55.484	+ 0.380	12:40:53.636
3 -	2:02.755	+ 7.651	12:35:05.614	7	1:55.591	+ 0.487	12:42:49.227
4 -	1:55.357	+ 0.253	12:37:00.971	8	1:55.104		12:44:44.331
95	Richard COLLETT			ERF			
1 -	2:13.264	+ 24.070	12:30:50.059	5	1:51.185	+ 1.991	12:38:27.182
2 -	1:58.605	+ 9.411	12:32:48.664	6	1:50.190	+ 0.996	12:40:17.372
3 -	1:54.926	+ 5.732	12:34:43.590	7	1:49.194		12:42:06.566
4 -	1:52.407	+ 3.213	12:36:35.997	8	1:51.134	+ 1.940	12:43:57.700

Thruxton
 Circuit Length = 2.3560 miles
 Start: 12:28 End: 12:44

Weather / Track : Cloudy / Dry


International Truck Challenge Group 1

QUALIFYING - LAP ANALYSIS

98		Andrew LEVETT			Man TGA		
1 -	1:50.983	+ 8.998	12:32:37.728	5	1:41.985		12:39:31.686
2 -	1:44.193	+ 2.208	12:34:21.921	6	1:42.004	+ 0.019	12:41:13.690
3 -	1:44.191	+ 2.206	12:36:06.112	7	1:43.726	+ 1.741	12:42:57.416
4 -	1:43.589	+ 1.604	12:37:49.701	8	1:43.641	+ 1.656	12:44:41.057
170		Reinhard HAEGERMANN			Mercedes Benz 1850		
1 -	2:15.011	+ 25.141	12:32:22.333	4	1:51.798	+ 1.928	12:38:02.469
2 -	1:53.809	+ 3.939	12:34:16.142	5	1:49.870		12:39:52.339
3 -	1:54.529	+ 4.659	12:36:10.671				

International Truck Challenge

RACE 1 Heat 1 - GRID

ROW 7	61 David BALL	
ROW 6	1:55.104 81 Elton BOOCOCK	1:55.939 58 Andrew LOVENBERRY
ROW 5	1:49.870 17 Reinhard HAEGERMANN	1:50.387 17 Damuel RODRIGUES
ROW 4	1:49.046 25 Ben HORNE	1:49.194 95 Richard COLLETT
ROW 3	1:45.713 55 Graham POWELL	1:46.471 50 Carl BROOKFIELD
ROW 2	1:43.074 69 David JENKINS	1:44.428 21 Oliver ROBINEAU
ROW 1	1:40.455 23 Stuart OLIVER	1:41.985 98 Andrew LEVETT
	Pole	
		

Weather / Track : Cloudy / Dry

Thrupton
Circuit Length = 2.3560 miles

These results are provisional until the conclusion of any judicial and technical matters.

Clerk of Course :

Timekeeper :

International Truck Challenge

RACE 1 Heat 1 - CLASSIFICATION

POS	NO	CL	NAME	ENTRY	LAPS	TIME	GAP	DIFF	MPH	BEST	ON
1	23	A	Stuart OLIVER	ManTGA	6	10:39.031			79.63	1:45.218	2
2	69	A	David JENKINS	Sisu SL250	6	11:07.781	28.750	28.750	76.20	1:49.153	5
3	55	B	Graham POWELL	Ford Cargo	6	11:16.018	36.987	8.237	75.27	1:51.352	4
4	21	_	Oliver ROBINEAU	MAN TG	6	11:18.638	39.607	2.620	74.98	1:51.588	4
5	50	A	Carl BROOKFIELD	ERF E14	6	11:20.453	41.422	1.815	74.78	1:51.509	4
6	58	B	Andrew LOVENBERRY	Sisu SL250	6	12:24.028	1:44.997	1:03.575	68.39	2:01.811	2
7	170	_	Reinhard HAEGERMANN	Mercedes Benz 1850	5	10:43.773	1 lap	1 lap	65.87	2:05.986	4
8	17	_	Damuel RODRIGUES	Volvo NL12 TD122	5	11:56.072	1 lap	1:12.299	59.22	1:57.411	5
NOT CLASSIFIED											
DNF	61	B	David BALL	Seddon Atkinson Strato	2	6:17.461	4 laps	3 laps	44.94	1:58.492	1
FASTEST LAP											
	21	_	Oliver ROBINEAU	MAN TG	4	1:51.588			76.00 mph	122.32 kph	
	23	A	Stuart OLIVER	ManTGA	2	1:45.218			80.60 mph	129.72 kph	
	55	B	Graham POWELL	Ford Cargo	4	1:51.352			76.16 mph	122.58 kph	

Weather / Track : Rain / Wet

These results are provisional until the conclusion of any judicial and technical matters.

Thrupton
 Circuit Length = 2.3560 miles
 Start: 16:08 End: 16:21

Clerk of Course :		Timekeeper :
-------------------	--	--------------

International Truck Challenge

RACE 1 Heat 1 - CLASSIFICATION Amended

POS	NO	CL	NAME	ENTRY	LAPS	TIME	GAP	DIFF	MPH	BEST	ON
1	23	A	Stuart OLIVER	ManTGA	6	10:39.031			79.63	1:45.218	2
2	98	A	Andrew LEVETT	Man TGA	6	11:05.022	25.991	25.991	76.52	1:48.209	5
3	69	A	David JENKINS	Sisu SL250	6	11:07.781	28.750	2.759	76.20	1:49.153	5
4	55	B	Graham POWELL	Ford Cargo	6	11:16.018	36.987	8.237	75.27	1:51.352	4
5	21	_	Oliver ROBINEAU	MAN TG	6	11:18.638	39.607	2.620	74.98	1:51.588	4
6	50	A	Carl BROOKFIELD	ERF E14	6	11:20.453	41.422	1.815	74.78	1:51.509	4
7	58	B	Andrew LOVENBERRY	Sisu SL250	6	12:24.028	1:44.997	1:03.575	68.39	2:01.811	2
8	170	_	Reinhard HAEGERMANN	Mercedes Benz 1850	5	10:43.773	1 lap	1 lap	65.87	2:05.986	4
9	17	_	Damuel RODRIGUES	Volvo NL12 TD122	5	11:56.072	1 lap	1:12.299	59.22	1:57.411	5

NOT CLASSIFIED

DNF	61	B	David BALL	Seddon Atkinson Strato	2	6:17.461	4 laps	3 laps	44.94	1:58.492	1
DNS	95	_	Lindon WHITE		0						0

FASTEST LAP

21	_	Oliver ROBINEAU	MAN TG	4	1:51.588	76.00 mph	122.32 kph
23	A	Stuart OLIVER	ManTGA	2	1:45.218	80.60 mph	129.72 kph
55	B	Graham POWELL	Ford Cargo	4	1:51.352	76.16 mph	122.58 kph

Weather / Track : Rain / Wet

These results are provisional until the conclusion of any judicial and technical matters.

Thruxton
Circuit Length = 2.3560 miles
Start: 16:08 End: 16:21

Clerk of Course :		Timekeeper :	
-------------------	--	--------------	--

International Truck Challenge
RACE 1 Heat 1 - LAP CHART

Lap 1			Lap 2			Lap 3			Lap 4			Lap 5		
No	Behind	Laptime	No	Behind	Laptime	No	Behind	Laptime	No	Behind	Laptime	No	Behind	Laptime
23		1:47.315	23		1:45.218	23		1:45.566	23		1:46.027	23		1:46.866
69	3.483	1:50.362	69	7.729	1:49.464	69	15.323	1:53.160	69	21.138	1:51.842	69	23.425	1:49.153
21	6.730	1:53.215	21	13.792	1:52.280	21	20.934	1:52.708	21	26.495	1:51.588	55	33.086	1:52.652
55	8.247	1:53.531	55	14.952	1:51.923	55	21.975	1:52.589	55	27.300	1:51.352	21	34.967	1:55.338
50	11.768	1:57.245	50	19.103	1:52.553	50	26.375	1:52.838	50	31.857	1:51.509	50	37.283	1:52.292
61	15.592	1:58.492	58	36.484	2:01.811	17	1 LAP	3:43.317	17	1 LAP	2:01.332	17	1 LAP	2:06.155
58	19.891	2:02.952	61	46.896	2:16.522	58	53.858	2:02.940	58	1:11.640	2:03.809	58	1:29.065	2:04.291
17	20.170	2:03.519	170	48.290	2:06.374	170	1:10.781	2:08.057	170	1:30.740	2:05.986			
170	27.134	2:11.084												

International Truck Challenge
RACE 1 Heat 1 - LAP CHART

Lap 6		
No	Behind	Laptime
23		1:47.667
170	1 LAP	2:08.535
69	28.750	1:52.992
55	36.987	1:51.568
21	39.607	1:52.307
50	41.422	1:51.806
17	1 LAP	1:57.411
58	1:44.997	2:03.599

International Truck Challenge Group 2

RACE 2 Heat 1 - CLASSIFICATION

POS	NO	CL	NAME	ENTRY	LAPS	TIME	GAP	DIFF	MPH	BEST	ON
1	16	A	Chris LEVETT	MAN TGA	6	10:28.667			80.94	1:43.704	4
2	84	A	Mat SUMMERFIELD	Man TGA 410	6	10:32.434	3.767	3.767	80.46	1:43.983	4
3	32	A	Steve HORNE	ERF ECX	6	10:36.979	8.312	4.545	79.89	1:45.276	5
4	40	-	Cees ZANGERGEN	Scania T124	6	10:46.588	17.921	9.609	78.70	1:45.421	4
5	97	B	Garry GEORGE	Foden Aplha	6	11:20.444	51.777	33.856	74.78	1:51.467	6
6	96	B	Garath DAVIS	Seddon Atkinson Strato	6	11:35.593	1:06.926	15.149	73.15	1:53.471	5
7	60	B	Roger BROOKFIELD	ERF E Series	6	11:36.607	1:07.940	1.014	73.05	1:53.911	5
8	90	B	Adam ATKINS	White Road Boss II	6	11:37.574	1:08.907	0.967	72.95	1:52.610	4
NOT CLASSIFIED											
DNF	30	B	Steven TAYLOR	Volvo FM12	3	6:03.874	3 laps	3 laps	69.92	1:57.339	2
DNF	54	B	Steven POWELL	Volvo FL10	0	2:27.022					0
DNS	4	-	Maurice MONFRINO	SISU Renault	0						0
FASTEST LAP											
40	-		Cees ZANGERGEN	Scania T124	4	1:45.421		80.45 mph		129.47 kph	
16	A		Chris LEVETT	MAN TGA	4	1:43.704		81.78 mph		131.62 kph	
97	B		Garry GEORGE	Foden Aplha	6	1:51.467		76.09 mph		122.45 kph	

Weather / Track : Cloudy / Wet

These results are provisional until the conclusion of any judicial and technical matters.

Thrupton
Circuit Length = 2.3560 miles
Start: 16:34 End: 16:45

Clerk of Course :		Timekeeper :
-------------------	--	--------------

International Truck Challenge Group 2

RACE 2 Heat 1 - LAP CHART

Lap 1			Lap 2			Lap 3			Lap 4			Lap 5		
No	Behind	Laptime	No	Behind	Laptime	No	Behind	Laptime	No	Behind	Laptime	No	Behind	Laptime
16		1:46.369	16		1:44.940	16		1:45.060	16		1:43.704	16		1:44.306
84	1.244	1:47.490	84	2.077	1:45.773	84	2.454	1:45.437	84	2.733	1:43.983	84	3.084	1:44.657
32	1.889	1:47.903	32	3.312	1:46.363	32	4.078	1:45.826	32	5.723	1:45.349	32	6.693	1:45.276
40	6.097	1:51.243	40	8.900	1:47.743	40	10.789	1:46.949	40	12.506	1:45.421	40	16.061	1:47.861
97	9.986	1:55.189	97	18.947	1:53.901	97	26.341	1:52.454	97	36.057	1:53.420	97	44.132	1:52.381
60	14.366	1:57.454	60	25.326	1:55.900	60	36.125	1:55.859	60	46.870	1:54.449	60	56.475	1:53.911
96	16.163	1:58.933	96	27.048	1:55.825	96	36.665	1:54.677	96	47.534	1:54.573	96	56.699	1:53.471
90	16.942	2:00.012	30	31.431	1:57.339	90	41.836	1:55.089	90	50.742	1:52.610	90	59.469	1:53.033
30	19.032	2:00.857	90	31.807	1:59.805	30	47.039	2:00.668						

International Truck Challenge Group 2
RACE 2 Heat 1 - LAP CHART

Lap 6		
No	Behind	Laptime
16		1:43.822
84	3.767	1:44.505
32	8.312	1:45.441
40	17.921	1:45.682
97	51.777	1:51.467
96	1:06.926	1:54.049
60	1:07.940	1:55.287
90	1:08.907	1:53.260

International Truck Challenge Group 2

RACE 2 Heat 1 - CLASSIFICATION

POS	NO	CL	NAME	ENTRY	LAPS	TIME	GAP	DIFF	MPH	BEST	ON
1	16	A	Chris LEVETT	MAN TGA	6	10:28.667			80.94	1:43.704	4
2	84	A	Mat SUMMERFIELD	Man TGA 410	6	10:32.434	3.767	3.767	80.46	1:43.983	4
3	32	A	Steve HORNE	ERF ECX	6	10:36.979	8.312	4.545	79.89	1:45.276	5
4	40	-	Cees ZANGERGEN	Scania T124	6	10:46.588	17.921	9.609	78.70	1:45.421	4
5	97	B	Garry GEORGE	Foden Aplha	6	11:20.444	51.777	33.856	74.78	1:51.467	6
6	96	B	Garath DAVIS	Seddon Atkinson Strato	6	11:35.593	1:06.926	15.149	73.15	1:53.471	5
7	60	B	Roger BROOKFIELD	ERF E Series	6	11:36.607	1:07.940	1.014	73.05	1:53.911	5
8	90	B	Adam ATKINS	White Road Boss II	6	11:37.574	1:08.907	0.967	72.95	1:52.610	4

NOT CLASSIFIED

DNF	30	B	Steven TAYLOR	Volvo FM12	3	6:03.874	3 laps	3 laps	69.92	1:57.339	2
DNF	54	B	Steven POWELL	Volvo FL10	0	2:27.022					0
DNS	4	-	Maurice MONFRINO	SISU Renault	0						0

FASTEST LAP

40	-	Cees ZANGERGEN	Scania T124	4	1:45.421	80.45 mph	129.47 kph
16	A	Chris LEVETT	MAN TGA	4	1:43.704	81.78 mph	131.62 kph
97	B	Garry GEORGE	Foden Aplha	6	1:51.467	76.09 mph	122.45 kph

Weather / Track : Cloudy / Wet

These results are provisional until the conclusion of any judicial and technical matters.

Thrupton
Circuit Length = 2.3560 miles
Start: 16:34 End: 16:45

Clerk of Course :	Timekeeper :
-------------------	--------------

International Truck Challenge Group 2

RACE 2 Heat 1 - LAP CHART

Lap 1			Lap 2			Lap 3			Lap 4			Lap 5		
No	Behind	Laptime	No	Behind	Laptime	No	Behind	Laptime	No	Behind	Laptime	No	Behind	Laptime
16		1:46.369	16		1:44.940	16		1:45.060	16		1:43.704	16		1:44.306
84	1.244	1:47.490	84	2.077	1:45.773	84	2.454	1:45.437	84	2.733	1:43.983	84	3.084	1:44.657
32	1.889	1:47.903	32	3.312	1:46.363	32	4.078	1:45.826	32	5.723	1:45.349	32	6.693	1:45.276
40	6.097	1:51.243	40	8.900	1:47.743	40	10.789	1:46.949	40	12.506	1:45.421	40	16.061	1:47.861
97	9.986	1:55.189	97	18.947	1:53.901	97	26.341	1:52.454	97	36.057	1:53.420	97	44.132	1:52.381
60	14.366	1:57.454	60	25.326	1:55.900	60	36.125	1:55.859	60	46.870	1:54.449	60	56.475	1:53.911
96	16.163	1:58.933	96	27.048	1:55.825	96	36.665	1:54.677	96	47.534	1:54.573	96	56.699	1:53.471
90	16.942	2:00.012	30	31.431	1:57.339	90	41.836	1:55.089	90	50.742	1:52.610	90	59.469	1:53.033
30	19.032	2:00.857	90	31.807	1:59.805	30	47.039	2:00.668						

International Truck Challenge Group 2
RACE 2 Heat 1 - LAP CHART

Lap 6		
No	Behind	Laptime
16		1:43.822
84	3.767	1:44.505
32	8.312	1:45.441
40	17.921	1:45.682
97	51.777	1:51.467
96	1:06.926	1:54.049
60	1:07.940	1:55.287
90	1:08.907	1:53.260

International Truck Challenge Group 2

RACE 11 Heat 2 - CLASSIFICATION

POS	NO	CL	NAME	ENTRY	LAPS	TIME	GAP	DIFF	MPH	BEST	ON
1	16	A	Chris LEVETT	MAN TGA	6	9:59.238			84.92	1:38.430	3
2	84	A	Mat SUMMERFIELD	Man TGA 410	6	10:18.359	19.121	19.121	82.29	1:39.408	4
3	97	B	Garry GEORGE	Foden Alpha	6	10:38.894	39.656	20.535	79.65	1:45.414	3
4	4	-	Maurice MONFRINO	SISU Renault	6	10:38.896	39.658	0.002	79.65	1:45.123	3
5	40	-	Cees ZANDBERGEN	Scania T124	6	10:39.643	40.405	0.747	79.55	1:45.701	1
6	96	B	Garath DAVIS	Seddon Atkinson Strato	6	10:54.914	55.676	15.271	77.70	1:47.288	4
7	60	B	Roger BROOKFIELD	ERF E Series	6	10:59.456	1:00.218	4.542	77.16	1:48.953	5
8	90	B	Adam ATKINS	White Road Boss II	6	11:00.142	1:00.904	0.686	77.08	1:47.779	3
9	56	B	Ian GYPPTS	Foden 4000 series	6	11:18.584	1:19.346	18.442	74.99	1:52.017	2

NOT CLASSIFIED

DNF	30	B	Steven TAYLOR	Volvo FM12	0	2:09.659					0
-----	----	---	---------------	------------	---	----------	--	--	--	--	---

FASTEST LAP

4	-		Maurice MONFRINO	SISU Renault	3	1:45.123			80.68 mph	129.84 kph	
16	A		Chris LEVETT	MAN TGA	3	1:38.430			86.16 mph	138.67 kph	
97	B		Garry GEORGE	Foden Alpha	3	1:45.414			80.45 mph	129.48 kph	

Weather / Track : Cloudy / Dry

These results are provisional until the conclusion of any judicial and technical matters.

Thrupton
Circuit Length = 2.3560 miles
Start: 14:39 End: 14:51

Clerk of Course :		Timekeeper :
-------------------	--	--------------

International Truck Challenge Group 2
RACE 11 Heat 2 - LAP CHART

Lap 1			Lap 2			Lap 3			Lap 4			Lap 5		
No	Behind	Laptime	No	Behind	Laptime	No	Behind	Laptime	No	Behind	Laptime	No	Behind	Laptime
16		1:38.794	16		1:38.855	16		1:38.430	16		1:40.259	16		1:40.269
84	1.229	1:39.950	84	2.008	1:39.634	84	3.591	1:40.013	84	2.740	1:39.408	84	19.750	1:57.279
40	7.500	1:45.701	97	15.522	1:46.504	97	22.506	1:45.414	97	28.070	1:45.823	97	34.894	1:47.093
97	7.873	1:45.593	40	16.064	1:47.419	4	22.995	1:45.123	4	28.366	1:45.630	4	35.262	1:47.165
4	8.390	1:46.508	4	16.302	1:46.767	40	23.768	1:46.134	40	29.683	1:46.174	40	35.850	1:46.436
60	13.139	1:50.241	60	23.266	1:48.982	96	33.553	1:47.769	96	40.582	1:47.288	96	47.954	1:47.641
96	13.498	1:50.619	96	24.214	1:49.571	60	34.932	1:50.096	60	43.669	1:48.996	60	52.353	1:48.953
90	16.224	1:53.550	90	26.544	1:49.175	90	35.893	1:47.779	90	43.974	1:48.340	90	53.307	1:49.602
56	16.483	1:53.053	56	29.645	1:52.017	56	43.350	1:52.135	56	55.748	1:52.657	56	1:08.458	1:52.979

International Truck Challenge Group 2

RACE 11 Heat 2 - LAP CHART

Lap 6		
No	Behind	Laptime
16		1:42.247
84	19.121	1:41.618
97	39.656	1:47.009
4	39.658	1:46.643
40	40.405	1:46.802
96	55.676	1:49.969
60	1:00.218	1:50.112
90	1:00.904	1:49.844
56	1:19.346	1:53.135

International Truck Challenge Group 2

QUALIFYING - CLASSIFICATION

POS	NO	CL	NAME	ENTRY	TIME	ON	LAPS	GAP	DIFF	MPH
1	16	A	Chris LEVETT	MAN TGA	1:38.754	5	9			85.88
2	84	A	Mat SUMMERFIELD	Man TGA 410	1:40.222	2	9	1.468	1.468	84.62
3	32	A	Steve HORNE	ERF ECX	1:40.255	3	9	1.501	0.033	84.59
4	4	-	Maurie MONTRINO		1:43.941	7	8	5.187	3.686	81.59
5	40	-	Cees ZANGERGEN	Scania T124	1:44.417	2	3	5.663	0.476	81.22
6	97	B	Garry GEORGE	Foden Aplha	1:45.895	2	6	7.141	1.478	80.09
7	90	B	Adam ATKINS	White Road Boss II	1:47.516	4	5	8.762	1.621	78.88
8	60	B	Roger BROOKFIELD	ERF E Series	1:47.758	4	8	9.004	0.242	78.70
9	96	B	Garath DAVIS	Seddon Atkinson Strato	1:48.278	2	5	9.524	0.520	78.33
10	30	B	Steven TAYLOR	Volvo FM12	1:51.255	7	7	12.501	2.977	76.23
11	54	B	Steven POWELL	Volvo FL10	2:06.812	2	2	28.058	15.557	66.88

Weather / Track : Cloudy / Dry

These results are provisional until the conclusion of any judicial and technical matters.

Thruxton
 Circuit Length = 2.3560 miles
 Start: 13:49 End: 14:06

Clerk of Course :		Timekeeper :
-------------------	--	--------------

International Truck Challenge Group 2

QUALIFYING - LAP ANALYSIS


4	Maurie MONTRINO						
1 -	1:58.608	+ 14.667	13:51:35.159	5	1:44.180	+ 0.239	13:59:20.304
2 -	1:47.801	+ 3.860	13:53:22.960	6	1:44.243	+ 0.302	14:01:04.547
3 -	2:28.726 P	+ 44.785	13:55:51.686	7	1:43.941		14:02:48.488
4 -	1:44.438	+ 0.497	13:57:36.124	8	1:44.578	+ 0.637	14:04:33.066
16	Chris LEVETT MAN TGA						
1 -	1:47.540	+ 8.786	13:51:09.785	6	1:38.989	+ 0.235	13:59:25.065
2 -	1:39.421	+ 0.667	13:52:49.206	7	2:07.815	+ 29.061	14:01:32.880
3 -	1:39.242	+ 0.488	13:54:28.448	8	1:40.576	+ 1.822	14:03:13.456
4 -	1:38.874	+ 0.120	13:56:07.322	9	1:41.573	+ 2.819	14:04:55.029
5 -	1:38.754		13:57:46.076				
30	Steven TAYLOR Volvo FM12						
1 -	1:59.394	+ 8.139	13:51:43.760	5	1:51.503	+ 0.248	14:00:27.102
2 -	1:54.802	+ 3.547	13:53:38.562	6	1:52.000	+ 0.745	14:02:19.102
3 -	3:03.544 P	+ 1:12.289	13:56:42.106	7	1:51.255		14:04:10.357
4 -	1:53.493	+ 2.238	13:58:35.599				
32	Steve HORNE ERF ECX						
1 -	1:43.977	+ 3.722	13:51:12.272	6	1:54.843	+ 14.588	13:59:50.880
2 -	1:40.283	+ 0.028	13:52:52.555	7	1:40.609	+ 0.354	14:01:31.489
3 -	1:40.255		13:54:32.810	8	1:41.707	+ 1.452	14:03:13.196
4 -	1:40.756	+ 0.501	13:56:13.566	9	1:41.766	+ 1.511	14:04:54.962
5 -	1:42.471	+ 2.216	13:57:56.037				
40	Cees ZANGERGEN Scania T124						
1 -	1:56.748	+ 12.331	13:51:12.177	3	1:46.438	+ 2.021	13:54:43.032
2 -	1:44.417		13:52:56.594				
54	Steven POWELL Volvo FL10						
1 -	2:08.904	+ 2.092	13:51:34.182	2	2:06.812		13:53:40.994
60	Roger BROOKFIELD ERF E Series						
1 -	1:54.748	+ 6.990	13:51:33.953	5	1:49.153	+ 1.395	13:58:48.356
2 -	1:48.655	+ 0.897	13:53:22.608	6	1:48.835	+ 1.077	14:00:37.191
3 -	1:48.837	+ 1.079	13:55:11.445	7	1:49.285	+ 1.527	14:02:26.476
4 -	1:47.758		13:56:59.203	8	1:49.396	+ 1.638	14:04:15.872
84	Mat SUMMERFIELD Man TGA 410						
1 -	1:52.482	+ 12.260	13:51:26.178	6	1:41.782	+ 1.560	13:59:52.840
2 -	1:40.222		13:53:06.400	7	1:41.502	+ 1.280	14:01:34.342
3 -	1:40.709	+ 0.487	13:54:47.109	8	1:40.516	+ 0.294	14:03:14.858
4 -	1:41.116	+ 0.894	13:56:28.225	9	1:40.967	+ 0.745	14:04:55.825
5 -	1:42.833	+ 2.611	13:58:11.058				
90	Adam ATKINS White Road Boss II						
1 -	1:52.053	+ 4.537	13:51:54.853	4	1:47.516		13:57:20.380
2 -	1:49.498	+ 1.982	13:53:44.351	5	1:48.190	+ 0.674	13:59:08.570
3 -	1:48.513	+ 0.997	13:55:32.864				
96	Garath DAVIS Seddon Atkinson Strato						
1 -	1:53.728	+ 5.450	13:51:35.389	4	1:48.278		13:57:00.397
2 -	1:48.278		13:53:23.667	5	1:50.183	+ 1.905	13:58:50.580
3 -	1:48.452	+ 0.174	13:55:12.119				
97	Garry GEORGE Foden Alpha						
1 -	1:53.686	+ 7.791	13:51:14.006	4	1:46.704	+ 0.809	13:56:33.824
2 -	1:45.895		13:52:59.901	5	1:47.924	+ 2.029	13:58:21.748
3 -	1:47.219	+ 1.324	13:54:47.120	6	1:47.690	+ 1.795	14:00:09.438

Thruxton
 Circuit Length = 2.3560 miles
 Start: 13:49 End: 14:06

Weather / Track : Cloudy / Dry

International Truck Challenge Group 2

RACE 2 Heat 1 - GRID

ROW 7	70	Brian BURT	
ROW 6	54	Steven POWELL	56 Ian GYPPS
ROW 5	96	Garath DAVIS	30 Steven TAYLOR
ROW 4	90	Adam ATKINS	60 Roger BROOKFIELD
ROW 3	40	Cees ZANGERGEN	97 Garry GEORGE
ROW 2	32	Steve HORNE	4 Maurie MONTRINO
ROW 1	16	Chris LEVETT	84 Mat SUMMERFIELD
Pole			
			

Weather / Track : Cloudy / Dry

Thruxton
Circuit Length = 2.3560 miles


These results are provisional until the conclusion of any judicial and technical matters.

Clerk of Course :

Timekeeper :

International Truck Challenge

RACE 15 GRAND FINAL - GRID

ROW 10	95 Lindon WHITE	17 Reinhard HAEGERMANN
ROW 9	58 Andrew LOVENBERRY	17 Damuel RODRIGUES
ROW 8	4 Maurice MONFRINO	32 Steve HORNE
ROW 7	90 Adam ATKINS	61 David BALL
ROW 6	60 Roger BROOKFIELD	50 Carl BROOKFIELD
ROW 5	55 Graham POWELL	96 Garath DAVIS
ROW 4	21 Oliver ROBINEAU	40 Cees ZANDBERGEN
ROW 3	98 Andrew LEVETT	97 Garry GEORGE
ROW 2	84 Mat SUMMERFIELD	69 David JENKINS
ROW 1	23 Stuart OLIVER	16 Chris LEVETT
Pole		
		

Reserves in Order 25, 56, 30, 81, 54, 70

Thruxton
Circuit Length = 2.3560 miles

Weather / Track : Cloudy / Dry

These results are provisional until the conclusion of any judicial and technical matters.

Clerk of Course :		Timekeeper :
-------------------	--	--------------

International Truck Challenge

RACE 15 GRAND FINAL - CLASSIFICATION

POS	NO	CL	NAME	ENTRY	LAPS	TIME	GAP	DIFF	MPH	BEST	ON
1	23	A	Stuart OLIVER	ManTGA	4	6:37.312			85.38	1:38.561	2
2	16	A	Chris LEVETT	MAN TGA	4	6:37.651	0.339	0.339	85.31	1:38.274	2
3	69	A	David JENKINS	Sisu SL250	4	6:38.345	1.033	0.694	85.16	1:38.260	3
4	98	A	Andrew LEVETT	Man TGA	4	6:55.153	17.841	16.808	81.71	1:41.586	4
5	32	A	Steve HORNE	ERF ECX	4	6:55.786	18.474	0.633	81.59	1:41.297	4
6	21	_	Oliver ROBINEAU	MAN TG	4	6:56.833	19.521	1.047	81.39	1:42.071	4
7	84	A	Mat SUMMERFIELD	Man TGA 410	4	6:57.897	20.585	1.064	81.18	1:39.228	4
8	40	_	Cees ZANDBERGEN	Scania T124	4	7:04.447	27.135	6.550	79.93	1:43.691	4
9	97	B	Garry GEORGE	Foden Alpha	4	7:07.867	30.555	3.420	79.29	1:45.093	2
10	55	B	Graham POWELL	Ford Cargo	4	7:08.266	30.954	0.399	79.21	1:45.518	3
11	4	_	Maurice MONFRINO	SISU Renault	4	7:12.476	35.164	4.210	78.44	1:43.465	3
12	96	B	Garath DAVIS	Seddon Atkinson Strato	4	7:16.048	38.736	3.572	77.80	1:46.917	3
13	50	A	Carl BROOKFIELD	ERF E14	4	7:23.157	45.845	7.109	76.55	1:49.062	2
14	170	_	Reinhard HAEGERMANN	Mercedes Benz 1850	4	7:24.376	47.064	1.219	76.34	1:47.821	2
15	90	B	Adam ATKINS	White Road Boss II	4	7:31.904	54.592	7.528	75.07	1:48.732	3
16	17	_	Damuel RODRIGUES	Volvo NL12 TD122	4	7:40.128	1:02.816	8.224	73.73	1:47.633	2
17	95	A	Richard COLLETT	ERF	4	7:40.906	1:03.594	0.778	73.60	1:46.278	3
NOT CLASSIFIED											
DNF	58	B	Andrew LOVENBERRY	Sisu SL250	3	7:57.441	1 lap	1 lap	53.29	1:48.915	1
DNF	61	B	David BALL	Seddon Atkinson Strato	2	3:34.994	2 laps	1 lap	78.90	1:44.077	2
DNF	60	B	Roger BROOKFIELD	ERF E Series	2	3:45.641	2 laps	10.647	75.17	1:49.612	2
DNF	56	B	Ian GYPPTS	Foden 4000 series	0						0
FASTEST LAP											
21	_		Oliver ROBINEAU	MAN TG	4	1:42.071		83.09 mph		133.72 kph	
69	A		David JENKINS	Sisu SL250	3	1:38.260		86.31 mph		138.91 kph	
61	B		David BALL	Seddon Atkinson Strato	2	1:44.077		81.49 mph		131.15 kph	

Weather / Track : Cloudy / Dry

These results are provisional until the conclusion of any judicial and technical matters.

Thrupton
Circuit Length = 2.3560 miles
Start: 17:46 End: 17:56

Clerk of Course :	Timekeeper :
-------------------	--------------

International Truck Challenge

RACE 15 GRAND FINAL - LAP CHART

Lap 1			Lap 2			Lap 3			Lap 4		
No	Behind	Laptime	No	Behind	Laptime	No	Behind	Laptime	No	Behind	Laptime
23		1:40.231	23		1:38.561	23		1:39.284	23		1:38.716
16	0.744	1:40.854	16	0.457	1:38.274	16	0.370	1:39.197	16	0.339	1:38.685
69	1.306	1:41.029	69	1.704	1:38.959	69	0.680	1:38.260	69	1.033	1:39.069
84	1.996	1:41.969	98	10.505	1:45.240	98	14.971	1:43.750	98	17.841	1:41.586
98	3.826	1:43.224	21	10.723	1:44.409	32	15.893	1:44.216	32	18.474	1:41.297
21	4.875	1:43.560	32	10.961	1:43.060	21	16.166	1:44.727	21	19.521	1:42.071
40	6.176	1:44.694	97	14.975	1:45.093	84	20.073	1:42.851	84	20.585	1:39.228
32	6.462	1:41.575	40	15.097	1:47.482	40	22.160	1:46.347	40	27.135	1:43.691
97	8.443	1:47.801	61	15.682	1:44.077	97	22.396	1:46.705	97	30.555	1:46.875
55	9.191	1:46.442	84	16.506	1:53.071	55	22.921	1:45.518	55	30.954	1:46.749
61	10.166	1:45.599	55	16.687	1:46.057	96	28.857	1:46.917	4	35.164	1:44.663
96	12.255	1:49.250	96	21.224	1:47.530	4	29.217	1:43.465	96	38.736	1:48.595
50	14.676	1:50.542	4	25.036	1:45.816	50	35.009	1:49.116	50	45.845	1:49.552
60	15.278	1:51.644	50	25.177	1:49.062	58	36.788	1:49.569	170	47.064	1:48.609
58	15.491	1:48.915	60	26.329	1:49.612	170	37.171	1:49.078	90	54.592	1:54.125
4	17.781	1:51.678	58	26.503	1:49.573	95	38.900	1:46.278	17	1:02.816	1:47.734
170	18.117	1:51.014	170	27.377	1:47.821	90	39.183	1:48.732	95	1:03.594	2:03.410
90	19.371	1:53.343	90	29.735	1:48.925	17	53.798	1:47.898			
95	23.971	1:55.988	95	31.906	1:46.496						
17	36.112	2:09.116	17	45.184	1:47.633						