



Dunlop Motorsport Festival

Oulton Park Island Circuit

26-28 May 2007



Results Provided by MST Sports Timing Ltd
www.msttiming.com

DUNLOP RADICAL ENDURO

PRACTICE - CLASSIFICATION

POS	NO	CL	NAME	ENTRY	TIME	ON	LAPS	GAP	DIFF	MPH
1	2	SR8	KINSELLA/INCE	Radical SR8	1:18.907	13	18			103.10
2	3	SR8	REYNOLDS/PADMORE	Radical SR8	1:20.608	8	19	1.701	1.701	100.93
3	99	SR3	DUNN/GATES	Radical SR3	1:21.603	13	14	2.696	0.995	99.70
4	70	SR8	ABBOTT/DOVE	Radical SR8	1:22.800	15	17	3.893	1.197	98.26
5	34	SR8	JOHNSTON/MOSELEY	Radical SR8	1:22.918	17	17	4.011	0.118	98.12
6	5	SR8	Filip BERG-NIELSON	Radical SR8	1:23.269	15	17	4.362	0.351	97.70
7	1	SR3	Phil BAILEY	Radical SR3	1:23.952	11	12	5.045	0.683	96.91
8	7	SR8	STANLEY/SWIFT	Radical SR8	1:23.965	15	17	5.058	0.013	96.89
9	76	SR8	GREAVES/GREAVES	Radical SR8	1:24.991	8	8	6.084	1.026	95.72
10	72	SR3	ATKINS/MOORE	Radical SR3	1:25.117	3	12	6.210	0.126	95.58
11	27	SR3	JACKSON/JACKSON	Radical SR3	1:25.131	7	18	6.224	0.014	95.56
12	12	SR3	GREENSALL/RAY	Radical SR3	1:26.270	18	18	7.363	1.139	94.30
13	8	SR3	HALL/OSBORNE	Radical SR3	1:27.312	18	19	8.405	1.042	93.18

Weather / Track : Bright / Dry

These results are provisional until the conclusion of any judicial and technical matters.

Oulton Island
 Circuit Length = 2.2600 miles
 Start: 08:58 End: 09:32

Clerk of Course :		Timekeeper :
-------------------	--	--------------

DUNLOP RADICAL ENDURO

PRACTICE - Lap Times

1	Phil BAILEY		Radical SR3			
1	Out		3:06.802	7	1:26.055	1:26.055
2	1:37.186		1:34.901	8	1:25.410	1:25.410
3	1:32.353		1:31.844	9	1:24.883	1:24.883
4	1:33.593		1:29.664	10	1:24.334	1:24.334
5	1:27.557		1:27.898	11	1:23.952	1:23.952
6	1:27.027		1:42.499	12	1:32.281	1:30.714P
2	KINSELLA/INCE		Radical SR8			
1	Out		3:03.493	10	1:19.933	1:19.933
2	1:33.823		1:33.823	11	1:21.603	1:21.603
3	1:29.972		1:29.972	12	1:21.312	1:21.312
4	1:24.549		1:24.549	13	1:18.907	1:18.907
5	1:22.677		1:22.677	14	1:41.031	1:39.759P
6	1:22.099		1:22.099	15	4:33.766	4:35.038
7	1:23.154		1:23.154	16	1:22.766	1:22.766
8	1:23.587		1:23.587	17	1:21.015	1:21.015
9	1:24.726		1:24.726	18		1:36.027P
3	REYNOLDS/PADMORE		Radical SR8			
1	Out		3:05.462	11	Out	3:51.573
2	1:31.022		1:31.022	12	1:31.084	1:31.084
3	1:30.878		1:30.878	13	1:26.878	1:26.878
4	1:24.362		1:24.362	14	1:25.165	1:25.165
5	1:23.188		1:23.188	15	1:23.851	1:23.851
6	1:22.743		1:22.743	16	1:23.648	1:23.648
7	1:21.906		1:21.906	17	1:22.818	1:22.818
8	1:20.608		1:20.608	18	1:30.573	1:30.573
9	1:20.880		1:20.880	19		1:42.451P
10			1:28.530P	20		
5	Filip BERG-NIELSON		Radical SR8			
1	Out		2:02.739	10	1:24.939	1:24.939
2	2:08.806		2:08.806	11	1:23.733	1:23.733
3	1:53.973		1:53.973	12	1:28.969	1:28.969
4	1:53.074		1:53.074	13	1:26.459	1:26.459
5	1:36.924		1:36.924	14	1:25.633	1:25.633
6	1:33.133		1:33.133	15	1:23.269	1:23.269
7	1:29.010		1:29.010	16	1:24.664	1:24.664
8	1:29.497		1:29.497	17		1:42.757P
9	1:30.304		1:30.304	18		
7	STANLEY/SWIFT		Radical SR8			
1	Out		3:00.757	10	1:27.528	1:27.528
2	1:32.148		1:32.148	11	1:26.549	1:26.549
3	1:28.508		1:28.508	12	1:24.156	1:24.156
4	1:25.551		1:25.551	13		1:37.536P
5	1:24.845		1:24.845	14	Out	4:41.668
6	1:24.814		1:24.814	15	1:23.965	1:23.965
7	1:25.148		1:25.148	16	1:25.936	1:25.936
8			1:30.397P	17		1:41.314P
9	Out		4:21.231	18		
8	HALL/OSBORNE		Radical SR3			
1	Out		3:10.652	11	1:30.596	1:30.596
2	1:44.140		1:44.140	12	1:29.852	1:29.852
3	1:37.749		1:37.749	13	1:29.385	1:29.385
4	1:41.408		1:41.408	14	1:29.154	1:29.154
5	1:35.874		1:35.874	15	1:29.057	1:29.057
6	1:34.050		1:34.050	16	1:27.960	1:27.960
7	1:32.941		1:32.941	17	1:27.925	1:27.925
8	1:33.483		1:33.483	18	1:27.312	1:27.312
9			1:38.627P	19	1:29.520	1:29.520
10	Out		2:51.989	20		

Oulton Island
 Circuit Length = 2.2600 miles
 Start: 08:58 End: 09:32

Weather / Track : Bright / Dry

DUNLOP RADICAL ENDURO

PRACTICE - Lap Times

12	GREENSALL/RAY		Radical SR3			
1	1:32.891		1:32.891	10	1:29.454	1:29.454
2	1:30.321		1:30.321	11	1:28.744	1:28.744
3	1:27.843		1:27.843	12	1:27.831	1:27.831
4			1:33.630P	13	1:26.896	1:26.896
5	Out		4:11.944	14	1:26.967	1:26.967
6	1:34.733		1:34.733	15	1:27.881	1:27.881
7	1:35.172		1:35.172	16	1:29.231	1:29.231
8	1:31.560		1:31.560	17	1:29.678	1:29.678
9	1:29.538		1:29.538	18	1:26.270	1:26.270
27	JACKSON/JACKSON		Radical SR3			
1	Out		3:01.998	10	1:37.427	1:37.427
2	1:33.031		1:33.031	11	1:36.143	1:36.143
3	1:29.986		1:29.986	12	1:34.483	1:34.483
4	1:26.936		1:26.936	13	1:36.609	1:36.609
5	1:25.843		1:25.843	14	1:35.356	1:35.356
6	1:25.571		1:25.571	15	1:35.298	1:35.298
7	1:25.131		1:25.131	16	1:34.354	1:34.354
8			1:30.969P	17	1:34.537	1:34.537
9	Out		4:42.712	18	1:34.310	1:34.310
34	JOHNSTON/MOSELEY		Radical SR8			
1	Out		1:35.677	10	1:25.799	1:25.799
2	1:31.095		1:31.095	11	1:24.819	1:24.819
3	1:28.297		1:28.297	12	1:25.149	1:25.149
4	1:23.438		1:23.438	13	1:23.504	1:23.504
5			1:31.776P	14	1:23.782	1:23.782
6	Out		3:23.290	15	1:25.327	1:25.327
7	1:30.743		1:30.743	16	1:24.060	1:24.060
8	1:28.561		1:28.561	17	1:22.918	1:22.918
9	1:27.365		1:27.365	18		
70	ABBOTT/DOVE		Radical SR8			
1	Out		1:53.116	10	1:23.173	1:23.173
2	1:34.178		1:34.178	11		1:44.037P
3	1:29.652		1:29.652	12	Out	4:53.754
4	1:28.576		1:28.576	13	1:24.276	1:24.276
5	1:29.224		1:29.224	14	1:23.901	1:23.901
6	1:25.854		1:25.854	15	1:22.800	1:22.800
7	1:25.164		1:25.164	16	1:23.034	1:23.034
8	1:24.552		1:24.552	17	1:25.123	1:25.123
9	1:23.586		1:23.586	18		
72	ATKINS/MOORE		Radical SR3			
1	4:13.447		4:13.447	7	1:30.700	1:30.700
2	1:26.117		1:26.117	8	1:28.407	1:28.407
3	1:25.117		1:25.117	9	1:28.960	1:28.960
4	2:37.809		1:37.235P	10	1:29.073	1:29.073
5	4:59.198		5:59.772	11	1:27.179	1:27.179
6	1:31.502		1:31.502	12	1:28.449	1:28.449
76	GREAVES/GREAVES		Radical SR8			
1	Out		1:58.365	5	1:29.562	1:29.562
2			2:18.595P	6	1:30.914	1:30.914
3	Out		14:08.736	7	1:30.426	1:30.426
4	1:33.998		1:33.998	8	1:24.991	1:24.991
99	DUNN/GATES		Radical SR3			
1	Out		1:51.591	8		1:31.646P
2	1:34.270		1:34.270	9	Out	3:49.537
3	1:29.601		1:29.601	10	1:22.378	1:22.378
4	1:26.592		1:26.592	11	1:23.745	1:23.745

Oulton Island
 Circuit Length = 2.2600 miles
 Start: 08:58 End: 09:32

Weather / Track : Bright / Dry

DUNLOP RADICAL ENDURO

PRACTICE - Lap Times

5	1:26.121		1:26.121	12	1:26.911		1:26.911
6	1:25.233		1:25.233	13	1:21.603		1:21.603
7	1:24.424		1:24.424	14			1:29.372P

DUNLOP RADICAL ENDURO/ BIDURO

FIRST QUALIFYING - CLASSIFICATION

POS	NO	CL	NAME	ENTRY	TIME	ON	LAPS	GAP	DIFF	MPH
1	34	SR8	JOHNSTON/MOSELEY	Radical SR8	1:17.458	14	16			105.03
2	3	SR8	REYNOLDS/PADMORE	Radical SR8	1:18.879	16	18	1.421	1.421	103.14
3	2	SR8	INCE/KINSELLA	Radical SR8	1:19.051	19	20	1.593	0.172	102.92
4	76	SR8	GREAVES/GREAVES	Radical SR8	1:19.450	13	19	1.992	0.399	102.40
5	70	SR8	ABBOTT/DOVE	Radical SR8	1:20.769	15	16	3.311	1.319	100.73
6	99	SR3	DUNN/GATES	Radical SR3	1:21.641	12	13	4.183	0.872	99.65
7	7	SR8	STANLEY/SWIFT	Radical SR8	1:21.941	15	15	4.483	0.300	99.29
8	27	SR3	JACKSON/JACKSON	Radical SR3	1:22.259	15	16	4.801	0.318	98.90
9	1	SR3	BAILEY/ELLIS	Radical SR3	1:22.856	13	16	5.398	0.597	98.19
10	5	SR8	Filip BERG-NIELSON	Radical SR8	1:22.937	13	17	5.479	0.081	98.09
11	12	SR3	GREENSALL/RAY	Radical SR3	1:23.558	6	19	6.100	0.621	97.36
12	72	SR3	ATKINS/MOORE	Radical SR3	1:24.089	12	13	6.631	0.531	96.75
13	85	SR4	Ross ALLEN	Radical SR4	1:25.217	12	14	7.759	1.128	95.47
14	11	SR4	Nick ADCOCK	Radical SR4	1:25.260	7	13	7.802	0.043	95.42
15	71	SR4	Simon PACKER	Radical SR4	1:25.606	12	13	8.148	0.346	95.03
16	8	SR3	HALL/OSBORNE	Radical SR3	1:25.687	16	17	8.229	0.081	94.94
17	23	SR4	John HEWITT	Radical SR4	1:25.873	11	13	8.415	0.186	94.74
18	24	SR4	Paul STEELE	Radical SR4	1:25.950	7	7	8.492	0.077	94.65
19	50	SR4	Toby NEWTON	Radical SR4	1:26.202	15	18	8.744	0.252	94.38
20	88	SR4	WOODWARD/HALL	Radical SR4	1:26.396	10	15	8.938	0.194	94.17
21	77	SR4	Robbie WATTS	Radical SR4	1:26.834	7	13	9.376	0.438	93.69
22	46	SR4	Jeremy FERGUSON	Radical SR4	1:27.088	11	11	9.630	0.254	93.42
23	14	SR4	Roger BROMILEY	Radical SR4	1:27.831	6	8	10.373	0.743	92.63
24	51	SR4	Mitch MILLET	Radical SR4	1:28.678	15	17	11.220	0.847	91.74
25	26	SR4	Andrew FERGUSON	Radical SR4	1:28.743	12	15	11.285	0.065	91.68
26	22	SR4	Ian SIMMONDS	Radical SR4	1:28.842	15	16	11.384	0.099	91.57
27	91	SR4	David FRANKLAND	Radical SR4	1:37.284	7	13	19.826	8.442	83.63

Weather / Track : Cloudy / Drying

These results are provisional until the conclusion of any judicial and technical matters.

Oulton Island
Circuit Length = 2.2600 miles
Start: 11:47 End: 12:20

Clerk of Course :		Timekeeper :
-------------------	--	--------------

DUNLOP RADICAL ENDURO

QUALIFYING - Lap Times

1	BAILEY/ELLIS						Radical SR3					
1	Out		2:03.106P	9	1:24.984		1:24.984					
2	2:14.169		2:15.704	10	1:23.624		1:23.624					
3	1:34.559		1:34.559	11	1:22.970		1:22.970					
4	1:29.916		1:29.916	12	1:22.958		1:22.958					
5	1:27.752		1:27.752	13	1:22.856		1:22.856					
6	1:27.255		1:27.255	14	1:23.624		1:23.624					
7	1:35.693		1:34.140P	15	1:23.918		1:23.918					
8	5:41.310		5:42.863	16	1:31.013		1:29.578P					
2	INCE/KINSELLA						Radical SR8					
1	Out		1:41.223	11	1:19.610		1:19.610					
2	1:34.998		1:34.998	12	1:29.635		1:29.635					
3	1:26.622		1:26.622	13	1:19.847		1:19.847					
4	1:25.531		1:25.531	14	1:23.878		1:23.878					
5	1:22.293		1:22.293	15	1:23.794		1:23.794					
6			1:35.577P	16	1:19.619		1:19.619					
7	Out		2:56.696	17	1:19.370		1:19.370					
8	1:22.996		1:22.996	18	1:24.850		1:24.850					
9	1:21.535		1:21.535	19	1:19.051		1:19.051					
10	1:20.288		1:20.288	20	1:21.838		1:21.838					
3	REYNOLDS/PADMORE						Radical SR8					
1	Out		1:35.287	10	1:20.202		1:20.202					
2	1:28.841		1:28.841	11	1:18.956		1:18.956					
3	1:24.161		1:24.161	12	1:26.220		1:26.220					
4			1:26.553P	13	1:19.246		1:19.246					
5	Out		3:16.226	14	1:29.346		1:29.346					
6	1:24.597		1:24.597	15	1:19.713		1:19.713					
7	1:26.178		1:26.178	16	1:18.879		1:18.879					
8			1:32.280P	17	1:31.725		1:31.725					
9	Out		3:29.449	18			1:33.201P					
5	Filip BERG-NIELSON						Radical SR8					
1	Out		1:48.576P	10	1:25.446		1:25.446					
2	Out		6:52.766	11	1:26.216		1:26.216					
3	1:42.696		1:42.696	12	1:27.913		1:27.913					
4	1:32.219		1:32.219	13	1:22.937		1:22.937					
5	1:30.269		1:30.269	14	1:27.481		1:27.481					
6	1:26.357		1:26.357	15	1:27.330		1:27.330					
7	1:25.070		1:25.070	16	1:25.744		1:25.744					
8	1:25.099		1:25.099	17	1:23.790		1:23.790					
9	1:25.988		1:25.988	18								
7	STANLEY/SWIFT						Radical SR8					
1	Out		1:35.222	9			1:35.702P					
2	1:25.677		1:25.677	10	Out		3:01.666					
3			1:38.417P	11	1:24.617		1:24.617					
4	Out		7:44.164	12	1:23.288		1:23.288					
5	1:31.927		1:31.927	13	1:24.899		1:24.899					
6	1:22.362		1:22.362	14	1:24.924		1:24.924					
7	1:21.955		1:21.955	15	1:21.941		1:21.941					
8	1:29.246		1:29.246	16								
8	HALL/OSBORNE						Radical SR3					
1	Out		1:43.373	10	1:25.753		1:25.753					
2	1:36.378		1:36.378	11	1:26.292		1:26.292					
3	1:32.986		1:32.986	12	1:27.705		1:27.705					
4	1:29.592		1:29.592	13	1:25.976		1:25.976					
5	1:29.131		1:29.131	14	1:26.561		1:26.561					
6	1:29.350		1:29.350	15	1:27.013		1:27.013					
7			1:33.239P	16	1:25.687		1:25.687					
8	Out		2:40.910	17			1:45.192P					
9	1:26.747		1:26.747	18								

Oulton Island
 Circuit Length = 2.2600 miles
 Start: 11:47 End: 12:20

Weather / Track : Cloudy / Drying

DUNLOP RADICAL ENDURO

QUALIFYING - Lap Times

11	Nick ADCOCK		Radical SR4			
1	Out		1:44.389	8		1:32.635P
2	1:35.058		1:35.058	9	Out	11:40.596
3	1:28.939		1:28.939	10	1:25.863	1:25.863
4	1:27.099		1:27.099	11	1:25.576	1:25.576
5	1:26.752		1:26.752	12		1:39.302P
6	1:25.578		1:25.578	13	Out	1:57.157P
7	1:25.260		1:25.260	14		
12	GREENSALL/RAY		Radical SR3			
1	Out		1:37.236	11	1:26.281	1:26.281
2	1:31.897		1:31.897	12	1:26.835	1:26.835
3	1:27.962		1:27.962	13	1:28.543	1:28.543
4	1:25.754		1:25.754	14	1:25.856	1:25.856
5	1:25.718		1:25.718	15	1:26.110	1:26.110
6	1:23.558		1:23.558	16	1:25.996	1:25.996
7			1:33.686P	17	1:26.494	1:26.494
8	Out		3:27.514	18	1:28.772	1:28.772
9	1:28.511		1:28.511	19	1:28.988	1:28.988
10	1:27.176		1:27.176	20		
14	Roger BROMILEY		Radical SR4			
1	Out		1:56.551P	5	1:31.053	1:31.053
2	Out		7:50.992	6	1:27.831	1:27.831
3	1:31.390		1:31.390	7	1:27.832	1:27.832
4	1:28.825		1:28.825	8		1:50.587P
22	Ian SIMMONDS		Radical SR4			
1	Out		1:45.189	9	1:29.091	1:29.091
2	1:36.865		1:36.865	10	1:30.658	1:30.658
3	1:34.797		1:34.797	11	1:31.175	1:31.175
4	1:39.168		1:37.190P	12	1:30.869	1:30.869
5	5:43.859		5:45.837	13	1:47.353	1:46.121P
6	1:34.302		1:34.302	14	2:12.158	2:13.390
7	1:31.267		1:31.267	15	1:28.842	1:28.842
8	1:29.088		1:29.088	16	1:46.399	1:44.804P
23	John HEWITT		Radical SR4			
1	Out		1:44.219	8	1:28.366	1:28.366
2	1:33.842		1:33.842	9	1:26.682	1:26.682
3	1:30.442		1:30.442	10	1:28.922	1:28.922
4	1:27.864		1:27.864	11	1:25.873	1:25.873
5	1:37.466		1:36.007P	12	1:26.098	1:26.098
6	9:09.755		9:11.214	13	1:44.049	1:42.468P
7	1:39.591		1:39.591	14		
24	Paul STEELE		Radical SR4			
1	Out		1:50.631P	5	1:27.883	1:27.883
2	Out		6:09.076	6	1:27.905	1:27.905
3	1:38.211		1:38.211	7	1:25.950	1:25.950
4	1:31.655		1:31.655	8		
26	Andrew FERGUSON		Radical SR4			
1	Out		2:06.956P	9	1:38.138	1:38.138
2	Out		7:05.444	10	1:30.394	1:30.394
3	1:36.649		1:36.649	11	1:28.817	1:28.817
4	1:31.915		1:31.915	12	1:28.743	1:28.743
5	1:30.115		1:30.115	13	1:30.575	1:30.575
6	1:31.617		1:31.617	14	1:29.145	1:29.145
7	1:29.544		1:29.544	15	1:29.137	1:29.137
8	1:31.520		1:31.520	16		

Oulton Island
 Circuit Length = 2.2600 miles
 Start: 11:47 End: 12:20

Weather / Track : Cloudy / Drying

DUNLOP RADICAL ENDURO

QUALIFYING - Lap Times

27	JACKSON/JACKSON		Radical SR3			
1	Out		1:46.771	9	1:25.543	1:25.543
2	1:38.342		1:38.342	10		1:30.444P
3	1:36.992		1:36.992	11	Out	3:02.858
4	1:36.945		1:36.945	12	1:23.081	1:23.081
5			1:41.047P	13	1:30.799	1:30.799
6	Out		5:25.551	14	1:22.913	1:22.913
7	1:29.696		1:29.696	15	1:22.259	1:22.259
8	1:25.427		1:25.427	16	1:25.984	1:25.984
34	JOHNSTON/MOSELEY		Radical SR8			
1	Out		1:40.060P	9		1:29.385P
2	Out		4:09.478	10	Out	2:40.027
3	1:36.924		1:36.924	11	1:21.469	1:21.469
4	1:29.332		1:29.332	12	1:19.161	1:19.161
5	1:26.161		1:26.161	13	1:17.824	1:17.824
6	1:22.160		1:22.160	14	1:17.458	1:17.458
7	1:21.612		1:21.612	15	1:30.337	1:30.337
8	1:22.799		1:22.799	16		1:42.765P
46	Jeremy FERGUSON		Radical SR4			
1	Out		2:07.207P	7	1:27.687	1:27.687
2	Out		11:19.376	8		1:37.502P
3	1:30.049		1:30.049	9	Out	3:06.971
4	1:29.143		1:29.143	10	1:28.737	1:28.737
5	1:27.282		1:27.282	11	1:27.088	1:27.088
6	1:50.103		1:50.103	12		
50	Toby NEWTON		Radical SR4			
1	Out		1:38.280	10	1:26.876	1:26.876
2	1:34.182		1:34.182	11		1:33.967P
3	1:31.928		1:31.928	12	Out	3:25.911
4	1:28.670		1:28.670	13	1:27.591	1:27.591
5	1:28.054		1:28.054	14	1:26.555	1:26.555
6	1:26.378		1:26.378	15	1:26.202	1:26.202
7	1:41.342		1:41.342	16	1:26.823	1:26.823
8	1:27.208		1:27.208	17	1:26.575	1:26.575
9	1:28.381		1:28.381	18		1:37.034P
51	Mitch MILLET		Radical SR4			
1	Out		1:41.511	10	1:31.297	1:31.297
2	1:34.485		1:34.485	11	1:31.777	1:31.777
3	1:32.441		1:32.441	12	1:29.573	1:29.573
4			1:39.718P	13	1:30.067	1:30.067
5	Out		3:52.284	14	1:30.010	1:30.010
6	1:34.889		1:34.889	15	1:28.678	1:28.678
7	1:31.707		1:31.707	16	1:29.398	1:29.398
8	1:30.742		1:30.742	17		1:32.951P
9	1:30.678		1:30.678	18		
70	ABBOTT/DOVE		Radical SR8			
1	Out		1:41.849	9	Out	2:37.171
2			1:36.018P	10	1:23.075	1:23.075
3	Out		5:21.934P	11	1:22.992	1:22.992
4	Out		3:16.434	12	1:21.715	1:21.715
5	1:25.339		1:25.339	13	1:20.978	1:20.978
6	1:24.300		1:24.300	14	1:22.172	1:22.172
7	1:21.816		1:21.816	15	1:20.769	1:20.769
8			1:26.404P	16	1:22.526	1:22.526
71	Simon PACKER		Radical SR4			
1	Out		1:44.645	8	1:26.972	1:26.972
2			1:35.775P	9	1:25.944	1:25.944

Oulton Island
 Circuit Length = 2.2600 miles
 Start: 11:47 End: 12:20

Weather / Track : Cloudy / Drying

DUNLOP RADICAL ENDURO

QUALIFYING - Lap Times

3	Out		9:08.403	10	1:26.004		1:26.004
4			1:33.682P	11	1:26.078		1:26.078
5	Out		4:53.140	12	1:25.606		1:25.606
6	1:26.674		1:26.674	13	1:25.850		1:25.850
7	1:28.997		1:28.997	14			
72	ATKINS/MOORE			Radical SR3			
1			1:42.100P	8	1:25.850		1:25.850
2			8:34.049	9	1:25.380		1:25.380
3	1:33.545		1:33.545	10	1:26.850		1:26.850
4	1:30.689		1:30.689	11	1:25.131		1:25.131
5			1:36.872P	12	1:24.089		1:24.089
6			2:20.834	13	1:24.318		1:24.318
7	1:25.489		1:25.489	14			
76	GREAVES/GREAVES			Radical SR8			
1	Out		1:39.035	11	1:20.816		1:20.816
2	1:31.898		1:31.898	12	1:33.952		1:33.952
3			1:38.674P	13	1:19.450		1:19.450
4	Out		3:10.527	14			1:35.936P
5	1:24.567		1:24.567	15	Out		3:16.436
6	1:22.302		1:22.302	16	1:20.350		1:20.350
7	1:22.676		1:22.676	17	1:20.592		1:20.592
8	1:23.229		1:23.229	18	1:22.775		1:22.775
9	1:21.302		1:21.302	19	1:19.698		1:19.698
10	1:20.341		1:20.341	20			
77	Robbie WATTS			Radical SR4			
1	Out		1:44.520P	8	1:26.868		1:26.868
2	Out		9:12.733	9	1:34.976		1:34.976
3	1:31.760		1:31.760	10			1:31.313P
4	1:30.066		1:30.066	11	Out		3:09.360
5	1:27.752		1:27.752	12	1:27.995		1:27.995
6	1:27.565		1:27.565	13	1:49.892		1:49.892
7	1:26.834		1:26.834	14			
85	Ross ALLEN			Radical SR4			
1	Out		1:43.223	8	1:26.051		1:26.051
2	1:31.453		1:31.453	9	1:27.151		1:27.151
3			1:36.603P	10	1:28.626		1:28.626
4	Out		7:01.222	11	1:26.102		1:26.102
5	1:28.290		1:28.290	12	1:25.217		1:25.217
6	1:29.485		1:29.485	13	1:25.386		1:25.386
7	1:28.603		1:28.603	14			1:51.382P
88	WOODWARD/HALL			Radical SR4			
1	Out		1:45.026	9	1:27.417		1:27.417
2	1:38.429		1:38.429	10	1:26.396		1:26.396
3			1:41.519P	11	1:32.514		1:32.514
4	Out		5:10.603	12	1:26.912		1:26.912
5	1:30.644		1:30.644	13	1:36.502		1:36.502
6	1:28.325		1:28.325	14			1:31.900P
7			1:31.346P	15	Out		2:52.699
8	Out		4:07.441	16			
91	David FRANKLAND			Radical SR4			
1	Out		1:54.476	8	1:38.759		1:38.759
2	1:48.364		1:48.364	9	1:37.903		1:37.903
3	1:45.320		1:45.320	10	1:37.350		1:37.350
4	1:53.019		1:51.547P	11	1:40.547		1:40.547
5	7:04.649		7:06.121	12	1:39.132		1:39.132
6	1:39.903		1:39.903	13	1:46.721		1:44.891P
7	1:37.284		1:37.284	14			

Oulton Island
 Circuit Length = 2.2600 miles
 Start: 11:47 End: 12:20

Weather / Track : Cloudy / Drying

DUNLOP RADICAL ENDURO

QUALIFYING - Lap Times

99	DUNN/GATES	Radical SR3					
1	Out		1:46.899	8	1:24.363		1:24.363
2	1:34.855		1:34.855	9	1:22.212		1:22.212
3	1:33.034		1:33.034	10	1:22.515		1:22.515
4	1:27.937		1:27.937	11	1:25.302		1:25.302
5	1:29.393		1:29.393	12	1:21.641		1:21.641
6			1:28.048P	13			1:32.967P
7	Out		7:31.134	14			

DUNLOP RADICAL ENDURO/BIDURO CHAMPIONSHIP

SECOND QUALIFYING - CLASSIFICATION

POS	NO	CL	NAME	ENTRY	TIME	ON	LAPS	GAP	DIFF	MPH
1	2	SR8	INCE/KINSELLA	Radical SR8	1:18.914	5	11			103.09
2	76	SR8	GREAVES/GREAVES	Radical SR8	1:19.062	9	9	0.148	0.148	102.90
3	99	SR3	DUNN/GATES	Radical SR3	1:21.685	4	5	2.771	2.623	99.60
4	3	SR8	REYNOLDS/PADMORE	Radical SR8	1:21.915	10	11	3.001	0.230	99.32
5	34	SR8	JOHNSTON/MOSELEY	Radical SR8	1:22.797	6	6	3.883	0.882	98.26
6	7	SR8	STANLEY/SWIFT	Radical SR8	1:22.799	4	9	3.885	0.002	98.26
7	27	SR3	JACKSON/JACKSON	Radical SR3	1:23.196	5	6	4.282	0.397	97.79
8	5	SR8	Filip BERG-NIELSON	Radical SR8	1:23.800	6	10	4.886	0.604	97.08
9	11	SR4	Nick ADCOCK	Radical SR4	1:25.057	6	10	6.143	1.257	95.65
10	71	SR4	Simon PACKER	Radical SR4	1:25.707	8	9	6.793	0.650	94.92
11	50	SR4	Toby NEWTON	Radical SR4	1:26.055	6	10	7.141	0.348	94.54
12	14	SR4	Roger BROMILEY	Radical SR4	1:26.096	6	10	7.182	0.041	94.49
13	85	SR4	Ross ALLEN	Radical SR4	1:26.144	7	7	7.230	0.048	94.44
14	88	SR4	WOODWARD/HALL	Radical SR4	1:26.155	4	8	7.241	0.011	94.43
15	12	SR3	GREENSALL/RAY	Radical SR3	1:26.375	9	10	7.461	0.220	94.19
16	77	SR4	Robbie WATTS	Radical SR4	1:26.428	5	10	7.514	0.053	94.13
17	24	SR4	Paul STEELE	Radical SR4	1:26.462	9	9	7.548	0.034	94.09
18	1	SR3	BAILEY/ELLIS	Radical SR3	1:27.383	2	3	8.469	0.921	93.10
19	26	SR4	Andrew FERGUSON	Radical SR4	1:27.758	9	10	8.844	0.375	92.70
20	72	SR3	Ian MOORE	Radical SR3	1:28.536	3	5	9.622	0.778	91.89
21	51	SR4	Mitch MILLET	Radical SR4	1:28.633	5	9	9.719	0.097	91.79
22	22	SR4	Ian SIMMONDS	Radical SR4	1:29.412	9	9	10.498	0.779	90.99
23	91	SR4	David FRANKLAND	Radical SR4	1:37.865	7	9	18.951	8.453	83.13

Weather / Track : Bright / Dry

These results are provisional until the conclusion of any judicial and technical matters.

Oulton Island
 Circuit Length = 2.2600 miles
 Start: 13:53 End: 14:10

Clerk of Course :	Timekeeper :
-------------------	--------------

DUNLOP RADICAL ENDURO/BIDURO CHAMPIONSHIP

QUALIFYING - COMBINED CLASSIFICATION

POS	NO	CL	NAME	ENTRY	FIRST		SECOND		GAP	DIFF
					TIME	LAPS	TIME	LAPS		
1	34	SR8	JOHNSTON/MOSELEY	Radical SR8	1:17.458	16	1:22.797	6		
2	3	SR8	REYNOLDS/PADMORE	Radical SR8	1:18.879	18	1:21.915	11	1.421	1.421
3	2	SR8	INCE/KINSELLA	Radical SR8	1:19.051	20	1:18.914	11	1.456	0.035
4	76	SR8	GREAVES/GREAVES	Radical SR8	1:19.450	19	1:19.062	9	1.604	0.148
5	70	SR8	ABBOTT/DOVE	Radical SR8	1:20.769	16		0	3.311	1.707
6	99	SR3	DUNN/GATES	Radical SR3	1:21.641	13	1:21.685	5	4.183	0.872
7	7	SR8	STANLEY/SWIFT	Radical SR8	1:21.941	15	1:22.799	9	4.483	0.300
8	27	SR3	JACKSON/JACKSON	Radical SR3	1:22.259	16	1:23.196	6	4.801	0.318
9	1	SR3	BAILEY/ELLIS	Radical SR3	1:22.856	16	1:27.383	3	5.398	0.597
10	5	SR8	Filip BERG-NIELSON	Radical SR8	1:22.937	17	1:23.800	10	5.479	0.081
11	12	SR3	GREENSALL/RAY	Radical SR3	1:23.558	19	1:26.375	10	6.100	0.621
12	72	SR3	ATKINS/MOORE	Radical SR3	1:24.089	13		0	6.631	0.531
13	11	SR4	Nick ADCOCK	Radical SR4	1:25.260	13	1:25.057	10	7.599	0.968
14	85	SR4	Ross ALLEN	Radical SR4	1:25.217	14	1:26.144	7	7.759	0.160
15	71	SR4	Simon PACKER	Radical SR4	1:25.606	13	1:25.707	9	8.148	0.389
16	8	SR3	HALL/OSBORNE	Radical SR3	1:25.687	17		0	8.229	0.081
17	23	SR4	John HEWITT	Radical SR4	1:25.873	13		1	8.415	0.186
18	24	SR4	Paul STEELE	Radical SR4	1:25.950	7	1:26.462	9	8.492	0.077
19	50	SR4	Toby NEWTON	Radical SR4	1:26.202	18	1:26.055	10	8.597	0.105
20	14	SR4	Roger BROMILEY	Radical SR4	1:27.831	8	1:26.096	10	8.638	0.041
21	88	SR4	Terrence WOODWARD	Radical SR4	1:26.396	15	1:26.155	8	8.697	0.059
22	77	SR4	Robbie WATTS	Radical SR4	1:26.834	13	1:26.428	10	8.970	0.273
23	46	SR4	Jeremy FERGUSON	Radical SR4	1:27.088	11		0	9.630	0.660
24	26	SR4	Andrew FERGUSON	Radical SR4	1:28.743	15	1:27.758	10	10.300	0.670
25	51	SR4	Mitch MILLET	Radical SR4	1:28.678	17	1:28.633	9	11.175	0.875
26	22	SR4	Ian SIMMONDS	Radical SR4	1:28.842	16	1:29.412	9	11.384	0.209
27	91	SR4	David FRANKLAND	Radical SR4	1:37.284	13	1:37.865	9	19.826	8.442

Weather / Track : Bright / Dry

These results are provisional until the conclusion of any judicial and technical matters.

Oulton Island
Circuit Length = 2.2600 miles
Start: 13:53 End: 14:10

Clerk of Course :		Timekeeper :
-------------------	--	--------------

DUNLOP RADICAL ENDURO/BIDURO CHAMPIONSHIP

2ND QUALIFYING - Lap Times

1	BAILEY/ELLIS		Radical SR3			
1	Out		1:52.139	3		1:29.210P
2	1:27.383		1:27.383	4		
2	INCE/KINSELLA		Radical SR8			
1	Out		1:48.368	7	1:22.209	1:22.209
2	1:29.105		1:29.105	8	1:19.007	1:19.007
3	1:20.748		1:20.748	9	1:21.238	1:21.238
4	1:19.606		1:19.606	10	1:21.728	1:21.728
5	1:18.914		1:18.914	11	1:19.600	1:19.600
6	1:28.647		1:28.647	12		
3	REYNOLDS/PADMORE		Radical SR8			
1	Out		1:46.334	7	1:23.990	1:23.990
2	1:29.844		1:29.844	8	1:23.421	1:23.421
3	1:26.346		1:26.346	9	1:22.122	1:22.122
4	1:23.483		1:23.483	10	1:21.915	1:21.915
5	1:23.111		1:23.111	11	1:22.034	1:22.034
6	1:23.060		1:23.060	12		
5	Filip BERG-NIELSON		Radical SR8			
1	Out		1:43.560	6	1:23.800	1:23.800
2	1:35.592		1:35.592	7	1:24.947	1:24.947
3	1:51.070		1:51.070	8	1:26.460	1:26.460
4	1:28.965		1:28.965	9	1:26.182	1:26.182
5	1:26.807		1:26.807	10	1:28.682	1:28.682
7	STANLEY/SWIFT		Radical SR8			
1	Out		1:50.023	6	1:24.825	1:24.825
2	1:29.226		1:29.226	7		1:39.426P
3	1:26.226		1:26.226	8	Out	2:27.244
4	1:22.799		1:22.799	9	1:33.178	1:33.178
5	1:23.228		1:23.228	10		
11	Nick ADCOCK		Radical SR4			
1	Out		1:43.732	6	1:25.057	1:25.057
2	1:33.883		1:33.883	7	1:28.589	1:28.589
3	1:26.592		1:26.592	8	1:25.363	1:25.363
4	1:26.330		1:26.330	9	1:26.497	1:26.497
5	1:26.553		1:26.553	10	1:25.203	1:25.203
12	GREENSALL/RAY		Radical SR3			
1	Out		1:46.612	6	1:27.051	1:27.051
2	1:32.099		1:32.099	7	1:26.639	1:26.639
3	1:29.286		1:29.286	8	1:28.241	1:28.241
4	1:27.560		1:27.560	9	1:26.375	1:26.375
5	1:28.739		1:28.739	10	1:27.248	1:27.248
14	Roger BROMILEY		Radical SR4			
1	Out		1:38.153	6	1:26.096	1:26.096
2	1:32.560		1:32.560	7	1:29.359	1:29.359
3	1:33.920		1:33.920	8	1:29.591	1:29.591
4	1:26.914		1:26.914	9	1:26.448	1:26.448
5	1:33.862		1:33.862	10		1:47.816P
22	Ian SIMMONDS		Radical SR4			
1	Out		1:48.703	6	1:46.239	1:44.747P
2	1:35.197		1:35.197	7	2:34.081	2:35.573
3	1:32.302		1:32.302	8	1:29.755	1:29.755
4	1:31.078		1:31.078	9	1:29.412	1:29.412
5	1:32.103		1:32.103	10		

Oulton Island
 Circuit Length = 2.2600 miles
 Start: 13:53 End: 14:10

Weather / Track : Bright / Dry

DUNLOP RADICAL ENDURO/BIDURO CHAMPIONSHIP

2ND QUALIFYING - Lap Times

24	Paul STEELE		Radical SR4			
1	Out		1:45.243	6	Out	2:29.627
2	1:34.578		1:34.578	7	1:27.111	1:27.111
3	1:29.401		1:29.401	8	1:31.243	1:31.243
4	1:26.606		1:26.606	9	1:26.462	1:26.462
5			1:33.107P	10		
26	Andrew FERGUSON		Radical SR4			
1	Out		1:48.928	6	1:28.467	1:28.467
2	1:43.968		1:43.968	7	1:28.018	1:28.018
3	1:30.571		1:30.571	8	1:28.120	1:28.120
4	1:30.096		1:30.096	9	1:27.758	1:27.758
5	1:29.066		1:29.066	10	1:28.166	1:28.166
27	JACKSON/JACKSON		Radical SR3			
1	Out		1:45.559P	4	1:24.138	1:24.138
2	Out		7:43.700	5	1:23.196	1:23.196
3	1:24.850		1:24.850	6	1:25.082	1:25.082
34	JOHNSTON/MOSELEY		Radical SR8			
1	Out		1:40.418	4	1:23.120	1:23.120
2	1:26.817		1:26.817	5	1:23.004	1:23.004
3	1:24.264		1:24.264	6	1:22.797	1:22.797
50	Toby NEWTON		Radical SR4			
1	Out		1:40.859	6	1:26.055	1:26.055
2	1:31.474		1:31.474	7	1:27.850	1:27.850
3	1:27.240		1:27.240	8	1:27.237	1:27.237
4	1:27.120		1:27.120	9	1:27.331	1:27.331
5	1:27.437		1:27.437	10	1:26.481	1:26.481
51	Mitch MILLET		Radical SR4			
1	Out		1:44.370	6	1:28.633	1:28.633
2	1:33.115		1:33.115	7	1:29.522	1:29.522
3	1:29.582		1:29.582	8	1:29.370	1:29.370
4	1:29.361		1:29.361	9		1:36.273P
5	1:28.633		1:28.633	10		
71	Simon PACKER		Radical SR4			
1	Out		1:43.504	6		1:30.546P
2	1:32.463		1:32.463	7	Out	2:44.839
3	1:31.589		1:31.589	8	1:25.707	1:25.707
4	1:26.702		1:26.702	9	1:27.075	1:27.075
5	1:27.500		1:27.500	10		
72	Ian MOORE		Radical SR3			
1	3:05.714		3:05.714	4		1:37.605P
2	1:29.732		1:29.732	5		4:49.642
3	1:28.536		1:28.536	6		
76	GREAVES/GREAVES		Radical SR8			
1	Out		1:41.678	6	1:21.267	1:21.267
2	1:35.674		1:35.674	7	1:19.631	1:19.631
3	1:23.319		1:23.319	8	1:19.863	1:19.863
4			1:30.144P	9	1:19.062	1:19.062
5	Out		2:53.013	10		
77	Robbie WATTS		Radical SR4			
1	Out		1:45.646	6	1:26.772	1:26.772
2	1:31.505		1:31.505	7	1:26.822	1:26.822
3	1:27.259		1:27.259	8	1:28.757	1:28.757
4	1:26.903		1:26.903	9	1:27.926	1:27.926
5	1:26.428		1:26.428	10	1:27.299	1:27.299

Oulton Island
 Circuit Length = 2.2600 miles
 Start: 13:53 End: 14:10

Weather / Track : Bright / Dry


DUNLOP RADICAL ENDURO/BIDURO CHAMPIONSHIP
2ND QUALIFYING - Lap Times

85	Ross ALLEN		Radical SR4			
1	Out		1:46.680	5	1:26.732	1:26.732
2	1:36.827		1:36.827	6	1:27.133	1:27.133
3			1:42.639P	7	1:26.144	1:26.144
4	Out		5:11.036	8		
88	WOODWARD/HALL		Radical SR4			
1	Out		1:44.008	5	1:26.414	1:26.414
2	1:32.153		1:32.153	6	1:26.857	1:26.857
3	1:27.016		1:27.016	7	1:26.300	1:26.300
4	1:26.155		1:26.155	8		1:43.534P
91	David FRANKLAND		Radical SR4			
1	Out		1:51.581	6	1:38.395	1:38.395
2	1:45.067		1:45.067	7	1:37.865	1:37.865
3	1:40.135		1:40.135	8	1:39.293	1:39.293
4	1:38.265		1:38.265	9	1:38.101	1:38.101
5	1:38.269		1:38.269	10		
99	DUNN/GATES		Radical SR3			
1	Out		1:36.877	4	1:21.685	1:21.685
2	1:28.367		1:28.367	5		1:29.367P
3	1:22.710		1:22.710	6		

DUNLOP RADICAL ENDURO/BIDURO CHAMPIONSHIP

RACE 1 - GRID AMENDED

ROW 15	1:28.842 22 Ian SIMMONDS	1:37.284 91 David FRANKLAND
ROW 14	1:27.758 26 Andrew FERGUSON	1:28.633 51 Mitch MILLET
ROW 13	1:26.428 77 Robbie WATTS	46 Jeremy FERGUSON
ROW 12	1:26.096 14 Roger BROMILEY	1:26.155 88 Terrence WOODWARD
ROW 11	1:25.950 24 Paul STEELE	1:26.055 50 Toby NEWTON
ROW 10	1:25.606 71 Simon PACKER	23 John HEWITT
ROW 9	1:25.057 11 Nick ADCOCK	1:25.217 85 Ross ALLEN
ROW 8		
ROW 7	8 HALL/OSBORNE	
ROW 6	1:23.558 12 GREENSALL/RAY	72 ATKINS/MOORE
ROW 5	1:22.856 1 BAILEY/ELLIS	1:22.937 5 Filip BERG-NIELSON
ROW 4	1:21.941 7 STANLEY/SWIFT	1:22.259 27 JACKSON/JACKSON
ROW 3	70 ABBOTT/DOVE	1:21.641 99 DUNN/GATES
ROW 2	1:18.914 2 INCE/KINSELLA	1:19.062 76 GREAVES/GREAVES
ROW 1	1:17.458 34 JOHNSTON/MOSELEY	1:18.879 3 REYNOLDS/PADMORE
	Pole	



Weather / Track : Bright / Dry

Oulton Island
Circuit Length = 2.2600 miles

These results are provisional until the conclusion of any judicial and technical matters.

Clerk of Course :

Timekeeper :

DUNLOP RADICAL ENDURO/BIDURO CHAMPIONSHIP

RACE 1 - CLASSIFICATION

POS	NO	CL	NAME	ENTRY	LAPS	TIME	GAP	DIFF	MPH	BEST	ON
1	2	SR8	INCE/KINSELLA	Radical SR8	33	46:15.051			96.75	1:20.174	21
2	3	SR8	REYNOLDS/PADMORE	Radical SR8	33	46:19.549	4.498	4.498	96.59	1:19.764	20
3	7	SR8	STANLEY/SWIFT	Radical SR8	33	46:51.553	36.502	32.004	95.49	1:21.183	5
4	70	SR8	ABBOTT/DOVE	Radical SR8	33	47:03.711	48.660	12.158	95.08	1:21.128	12
5	11	SR4	Nick ADCOCK	Radical SR4	33	47:39.849	1:24.798	36.138	93.88	1:25.592	24
6	76	SR8	GREAVES/GREAVES	Radical SR8	32	46:31.597	1 lap	1 lap	93.26	1:19.566	4
7	85	SR4	Ross ALLEN	Radical SR4	32	46:34.703	1 lap	3.106	93.15	1:25.540	19
8	23	SR4	John HEWITT	Radical SR4	32	46:40.956	1 lap	6.253	92.95	1:26.075	9
9	88	SR4	Terrence WOODWARD	Radical SR4	32	46:48.559	1 lap	7.603	92.69	1:26.381	25
10	1	SR3	BAILEY/ELLIS	Radical SR3	32	46:50.920	1 lap	2.361	92.62	1:22.694	28
11	71	SR4	Simon PACKER	Radical SR4	32	47:02.289	1 lap	11.369	92.24	1:26.122	7
12	77	SR4	Robbie WATTS	Radical SR4	32	47:03.616	1 lap	1.327	92.20	1:26.144	27
13	99	SR3	DUNN/GATES	Radical SR3	32	47:13.465	1 lap	9.849	91.88	1:23.836	8
14	12	SR3	GREENSALL/RAY	Radical SR3	32	47:20.149	1 lap	6.684	91.66	1:22.221	31
15	24	SR4	Paul STEELE	Radical SR4	31	46:21.851	2 laps	1 lap	90.66	1:25.743	22
16	26	SR4	Andrew FERGUSON	Radical SR4	31	46:24.075	2 laps	2.224	90.59	1:27.871	25
17	22	SR4	Ian SIMMONDS	Radical SR4	31	46:31.195	2 laps	7.120	90.36	1:28.105	27
18	8	SR3	HALL/OSBORNE	Radical SR3	31	47:07.559	2 laps	36.364	89.19	1:25.272	9
19	27	SR3	JACKSON/JACKSON	Radical SR3	31	47:27.784	2 laps	20.225	88.56	1:23.325	10
NOT CLASSIFIED											
DNF	50	SR4	Toby NEWTON	Radical SR4	28	40:57.483	5 laps	3 laps	92.69	1:26.139	9
DNQ	14	SR4	Roger BROMILEY	Radical SR4	25	47:30.746	8 laps	3 laps	71.34	1:26.746	6
DNF	51	SR4	Mitch MILLET	Radical SR4	24	36:31.186	9 laps	1 lap	89.11	1:28.421	23
DNF	72	SR3	Ian MOORE	Radical SR3	20	30:30.485	13 laps	4 laps	88.89	1:25.523	18
DNF	5	SR8	Filip BERG-NIELSON	Radical SR8	15	24:25.328	18 laps	5 laps	83.28	1:22.290	8
DNF	46	SR4	Jeremy FERGUSON	Radical SR4	12	17:53.698	21 laps	3 laps	90.93	1:27.062	7
DNF	34	SR8	JOHNSTON/MOSELEY	Radical SR8	1	1:34.125	32 laps	11 laps	86.43	1:34.125	1
FASTEST LAP											
76	SR8	GREAVES/GREAVES	Radical SR8	4	1:19.566	102.25 mph	164.56 kph				
12	SR3	GREENSALL/RAY	Radical SR3	31	1:22.221	98.95 mph	159.24 kph				
85	SR4	Ross ALLEN	Radical SR4	19	1:25.540	95.11 mph	153.06 kph				

Weather / Track : Bright / Dry

These results are provisional until the conclusion of any judicial and technical matters.

Oulton Island
Circuit Length = 2.2600 miles
Start: 15:50 End: 16:38

Clerk of Course :

Timekeeper :

DUNLOP RADICAL ENDURO/BIDURO CHAMPIONSHIP

RACE 1 - LAP CHART

Lap 1			Lap 2			Lap 3			Lap 4			Lap 5		
No	Behind	Laptime	No	Behind	Laptime	No	Behind	Laptime	No	Behind	Laptime	No	Behind	Laptime
70		1:29.074	70		1:22.803	70		1:22.235	70		1:22.480	70		1:21.537
2	1.041	1:30.115	2	0.670	1:22.432	2	1.073	1:22.638	2	0.907	1:22.314	2	1.479	1:22.109
7	3.571	1:32.645	7	3.677	1:22.909	7	3.369	1:21.927	7	2.425	1:21.536	7	2.071	1:21.183
34	5.051	1:34.125	76	7.613	1:24.503	76	5.694	1:20.316	76	2.780	1:19.566	76	2.349	1:21.106
3	5.609	1:34.683	3	7.948	1:25.142	3	9.029	1:23.316	3	9.920	1:23.371	3	11.297	1:22.914
76	5.913	1:34.987	27	9.559	1:25.671	27	11.938	1:24.614	27	13.642	1:24.184	27	16.223	1:24.118
27	6.691	1:35.765	11	13.653	1:27.603	11	18.240	1:26.822	99	21.046	1:25.093	99	23.835	1:24.326
1	7.970	1:37.044	1	14.615	1:29.448	99	18.433	1:25.471	11	22.684	1:26.924	11	27.569	1:26.422
12	8.289	1:37.363	99	15.197	1:28.973	1	21.714	1:29.334	1	26.783	1:27.549	1	31.244	1:25.998
11	8.853	1:37.927	12	15.765	1:30.279	12	22.261	1:28.731	85	27.355	1:27.106	85	32.022	1:26.204
99	9.027	1:38.101	85	15.928	1:28.946	85	22.729	1:29.036	12	28.042	1:28.261	71	34.627	1:26.776
85	9.785	1:38.859	71	16.630	1:27.829	14	22.787	1:27.874	71	29.388	1:28.860	23	35.513	1:26.613
8	11.492	1:40.566	14	17.148	1:27.848	71	23.008	1:28.613	23	30.437	1:27.947	50	36.639	1:26.990
71	11.604	1:40.678	8	18.922	1:30.233	23	24.970	1:27.620	50	31.186	1:28.273	8	37.867	1:26.823
14	12.103	1:41.177	50	19.294	1:28.884	8	25.132	1:28.445	8	32.581	1:29.929	24	38.650	1:26.916
72	12.405	1:41.479	23	19.585	1:29.792	50	25.393	1:28.334	88	32.976	1:29.719	88	39.366	1:27.927
23	12.596	1:41.670	88	19.798	1:29.487	88	25.737	1:28.174	24	33.271	1:29.509	14	40.260	1:27.386
88	13.114	1:42.188	24	20.437	1:29.321	24	26.242	1:28.040	77	33.862	1:29.280	77	40.833	1:28.508
50	13.213	1:42.287	77	20.975	1:29.502	77	27.062	1:28.322	14	34.411	1:34.104	72	41.715	1:27.525
24	13.919	1:42.993	72	22.405	1:32.803	72	29.048	1:28.878	72	35.727	1:29.159	46	43.718	1:28.610
77	14.276	1:43.350	46	22.725	1:30.637	46	29.697	1:29.207	46	36.645	1:29.428	22	44.902	1:28.725
46	14.891	1:43.965	22	24.095	1:30.340	22	30.992	1:29.132	22	37.714	1:29.202	26	47.540	1:29.121
26	16.168	1:45.242	26	24.789	1:31.424	26	32.582	1:30.028	26	39.956	1:29.854	51	48.196	1:29.316
22	16.558	1:45.632	51	25.332	1:30.776	51	32.704	1:29.607	51	40.417	1:30.193	12	1:00.835	1:54.330
51	17.359	1:46.433	5	1:08.727	1:28.991	5	1:13.350	1:26.858	5	1:15.372	1:24.502			
5	1:02.539	2:31.613												

DUNLOP RADICAL ENDURO/BIDURO CHAMPIONSHIP

RACE 1 - LAP CHART

Lap 6			Lap 7			Lap 8			Lap 9			Lap 10		
No	Behind	Laptime	No	Behind	Laptime	No	Behind	Laptime	No	Behind	Laptime	No	Behind	Laptime
70		1:22.473	70		1:21.980	70		1:21.887	70		1:21.617	70		1:22.854
2	1.101	1:22.095	2	1.460	1:22.339	2	1.238	1:21.665	2	1.334	1:21.713	2	0.384	1:21.904
7	1.721	1:22.123	7	2.080	1:22.339	7	1.867	1:21.674	7	2.238	1:21.988	22	1.110	1:29.841
76	2.375	1:22.499	76	2.103	1:21.708	76	2.926	1:22.710	76	2.413	1:21.104	7	1.122	1:21.738
5	3.908	1:32.546	5	5.778	1:23.850	5	6.912	1:23.021	5	7.585	1:22.290	76	1.728	1:22.169
3	11.791	1:22.967	3	12.505	1:22.694	3	13.529	1:22.911	3	14.948	1:23.036	12	4.205	1:27.925
27	17.707	1:23.957	27	19.546	1:23.819	27	21.543	1:23.884	27	23.746	1:23.820	5	7.361	1:22.630
99	26.278	1:24.916	99	28.452	1:24.154	99	30.401	1:23.836	99	43.351	1:34.567	3	15.212	1:23.118
11	31.746	1:26.650	11	35.849	1:26.083	11	39.716	1:25.754	11	43.996	1:25.897	27	24.217	1:23.325
1	35.011	1:26.240	1	38.433	1:25.402	1	41.820	1:25.274	1	45.218	1:25.015	11	48.034	1:26.892
85	35.809	1:26.260	85	39.452	1:25.623	85	43.409	1:25.844	85	47.357	1:25.565	1	48.867	1:26.503
71	38.546	1:26.392	71	42.688	1:26.122	71	47.108	1:26.307	71	52.402	1:26.911	99	49.973	1:29.476
23	39.730	1:26.690	23	44.096	1:26.346	23	48.457	1:26.248	23	52.915	1:26.075	85	50.899	1:26.396
50	41.127	1:26.961	8	45.908	1:26.160	8	50.087	1:26.066	8	53.742	1:25.272	71	56.537	1:26.989
8	41.728	1:26.334	50	46.613	1:27.466	50	51.435	1:26.709	50	55.957	1:26.139	23	56.666	1:26.605
24	42.736	1:26.559	24	47.573	1:26.817	24	52.132	1:26.446	24	56.831	1:26.316	14	57.181	2:21.721
88	43.763	1:26.870	88	48.326	1:26.543	88	52.826	1:26.387	88	58.453	1:27.244	8	57.444	1:26.556
14	44.533	1:26.746	77	50.732	1:27.215	77	56.256	1:27.411	77	1:01.897	1:27.258	50	59.493	1:26.390
77	45.497	1:27.137	72	51.435	1:27.021	72	56.933	1:27.385	72	1:02.795	1:27.479	24	1:00.572	1:26.595
72	46.394	1:27.152	46	53.861	1:27.062	46	59.571	1:27.597	46	1:05.378	1:27.424	88	1:02.390	1:26.791
46	48.779	1:27.534	26	1:02.864	1:29.743	26	1:10.081	1:29.104	26	1:16.575	1:28.111	77	1:05.627	1:26.584
26	55.101	1:30.034	51	1:03.868	1:29.833	51	1:11.467	1:29.486	51	1:18.438	1:28.588	72	1:06.148	1:26.207
51	56.015	1:30.292	14	1:07.595	1:45.042	22	1:15.740	1:29.667				46	1:09.891	1:27.367
22	1:00.526	1:38.097	22	1:07.960	1:29.414	14	1:19.931	1:34.223						
12	1:07.839	1:29.477	12	1:14.938	1:29.079	12	1:20.751	1:27.700						

DUNLOP RADICAL ENDURO/BIDURO CHAMPIONSHIP

RACE 1 - LAP CHART

Lap 11			Lap 12			Lap 13			Lap 14			Lap 15		
No	Behind	Laptime	No	Behind	Laptime	No	Behind	Laptime	No	Behind	Laptime	No	Behind	Laptime
70		1:22.123	70		1:21.128	70		1:21.928	70		1:22.473	70		1:22.265
2	0.760	1:22.499	2	1.455	1:21.823	2	1.567	1:22.040	2	1.318	1:22.224	2	1.923	1:22.870
26	1.670	1:30.072	76	4.035	1:22.768	76	2.405	1:20.298	76	1.529	1:21.597	76	2.469	1:23.205
7	2.337	1:23.338	7	4.409	1:23.200	7	4.081	1:21.600	7	3.510	1:21.902	72	6.225	1:28.655
76	2.395	1:22.790	5	11.729	1:23.502	5	12.617	1:22.816	3	18.810	1:23.204	77	7.159	1:29.909
51	4.047	1:30.586	26	11.775	1:31.233	14	15.753	1:45.615	5	19.042	1:28.898 P	7	7.400	1:26.155
12	9.012	1:26.930	51	14.402	1:31.483	3	18.079	1:22.731	26	25.190	1:28.503	14	20.706	2:49.691
5	9.355	1:24.117	12	15.444	1:27.560	26	19.160	1:29.313	12	26.076	1:26.455	3	23.682	1:27.137
22	10.659	1:31.672	3	17.276	1:22.684	12	22.094	1:28.578	51	31.342	1:29.425	26	31.887	1:28.962
3	15.720	1:22.631	22	19.447	1:29.916	51	24.390	1:31.916	27	32.259	1:24.282	12	32.168	1:28.357
27	26.019	1:23.925	27	28.693	1:23.802	22	26.826	1:29.307	22	34.107	1:29.754	51	39.062	1:29.985
11	51.595	1:25.684	11	56.510	1:26.043	27	30.450	1:23.685	11	1:03.783	1:25.782	22	40.608	1:28.766
1	52.356	1:25.612	1	56.978	1:25.750	11	1:00.474	1:25.892	1	1:04.179	1:25.856	27	41.599	1:31.605
99	55.604	1:27.754	85	1:02.310	1:27.359	1	1:00.796	1:25.746	85	1:09.854	1:25.940	11	1:07.405	1:25.887
85	56.079	1:27.303	99	1:02.842	1:28.366	85	1:06.387	1:26.005	8	1:14.873	1:26.026	85	1:13.184	1:25.595
23	1:01.164	1:26.621	23	1:06.529	1:26.493	99	1:08.908	1:27.994	23	1:16.046	1:26.196	1	1:15.196	1:33.282
8	1:01.777	1:26.456	8	1:07.000	1:26.351	8	1:11.320	1:26.248	71	1:18.006	1:27.169	8	1:18.199	1:25.591
71	1:02.797	1:28.383	71	1:08.645	1:26.976	23	1:12.323	1:27.722	99	1:18.054	1:31.619	23	1:20.596	1:26.815
50	1:03.907	1:26.537	50	1:09.456	1:26.677	71	1:13.310	1:26.593	24	1:18.380	1:26.570	71	1:24.689	1:28.948
24	1:04.851	1:26.402	24	1:09.987	1:26.264	24	1:14.283	1:26.224	50	1:19.863	1:26.679	24	1:25.042	1:28.927
88	1:07.060	1:26.793	88	1:12.442	1:26.510	50	1:15.657	1:28.129	88	1:21.977	1:26.910	50	1:25.802	1:28.204
77	1:10.487	1:26.983	77	1:16.774	1:27.415	88	1:17.540	1:27.026						
72	1:11.565	1:27.540	72	1:17.092	1:26.655	77	1:21.988	1:27.142						
14	1:13.194	1:38.136	46	1:21.507	1:27.565	72	1:22.308	1:27.144						
46	1:15.070	1:27.302												

DUNLOP RADICAL ENDURO/BIDURO CHAMPIONSHIP

RACE 1 - LAP CHART

Lap 16			Lap 17			Lap 18			Lap 19			Lap 20		
No	Behind	Laptime	No	Behind	Laptime	No	Behind	Laptime	No	Behind	Laptime	No	Behind	Laptime
76		1:23.757	76		1:30.656	2		1:22.030	2		1:21.642	2		1:21.805
5	1.379	2:30.828 P	77	18.240	1:28.289	99	0.722	1:25.744	22	2.533	1:29.397	26	1.168	1:28.804
70	2.024	1:28.250	27	24.563	2:39.846	1	6.493	1:24.645	51	3.460	1:29.547	27	7.387	1:34.585
88	2.925	1:29.439	26	34.738	1:29.129	8	11.093	2:36.169	99	3.594	1:24.514	99	7.481	1:25.692
2	4.470	1:28.773	22	41.801	1:29.114	11	11.361	1:26.634	76	7.360	3:46.235	76	8.621	1:23.066
72	11.642	1:31.643 P	51	42.654	1:31.058	3	12.948	1:21.867	1	8.391	1:23.540	22	9.631	1:28.903
77	20.607	1:39.674	5	49.589	2:18.866	7	14.111	1:23.552	3	12.538	1:21.232	1	10.292	1:23.706
26	36.265	1:30.604	99	52.211	1:26.311	72	17.062	1:26.561	7	15.605	1:23.136	3	10.497	1:19.764
12	38.044	1:32.102 P	2	55.203	2:21.389 P	85	18.226	1:25.907	11	17.917	1:28.198	51	11.510	1:29.855
51	42.252	1:29.416	14	58.644	1:46.688 P	70	24.117	1:23.563	8	19.681	1:30.230	7	16.050	1:22.250
14	42.612	1:48.132	1	59.081	2:40.767	23	27.845	1:27.443	72	20.943	1:25.523	11	21.816	1:25.704
22	43.343	1:28.961	11	1:01.960	1:25.674	71	31.905	1:27.270	85	22.124	1:25.540	72	24.915	1:25.777
99	56.556	2:26.993	72	1:07.734	2:26.748	24	32.484	1:26.519	70	25.099	1:22.624	70	26.484	1:23.190
11	1:06.942	1:25.763	7	1:07.792	1:24.606	14	32.567	1:51.156	23	33.089	1:26.886	85	27.554	1:27.235
85	1:13.784	1:26.826	3	1:08.314	1:21.305	50	33.594	1:26.873	71	37.092	1:26.829	8	28.092	1:30.216
7	1:13.842	2:32.668 P	85	1:09.552	1:26.424	88	35.121	1:26.824	24	37.281	1:26.439	23	38.065	1:26.781
3	1:17.665	2:20.209 P	23	1:17.635	1:26.887	12	39.363	1:23.905	50	38.681	1:26.729	24	41.907	1:26.431
23	1:21.404	1:27.034	70	1:17.787	2:46.419 P	77	55.081	1:27.196	88	40.042	1:26.563	12	43.458	1:24.211
8	1:22.813	1:30.840	71	1:21.868	1:26.568	26	1:15.811	1:29.604	12	41.052	1:23.331	71	43.513	1:28.226
71	1:25.956	1:27.493	24	1:23.198	1:26.801	27	1:16.249	1:34.629	77	59.704	1:26.265	50	44.045	1:27.169
24	1:27.053	1:28.237	50	1:23.954	1:26.794				14	1:04.411	1:53.486	88	44.762	1:26.525
50	1:27.816	1:28.240	88	1:25.530	1:26.587							77	1:04.060	1:26.161
88	1:29.599	1:26.674	12	1:32.691	2:25.303									
			77	1:45.118	1:26.878									
			27	1:58.853	1:34.290									
			26	2:03.440	1:28.702									

DUNLOP RADICAL ENDURO/BIDURO CHAMPIONSHIP

RACE 1 - LAP CHART

Lap 21			Lap 22			Lap 23			Lap 24			Lap 25		
No	Behind	Laptime	No	Behind	Laptime	No	Behind	Laptime	No	Behind	Laptime	No	Behind	Laptime
2		1:20.174	2		1:20.420	2		1:20.396	2		1:21.144	2		1:21.273
26	9.336	1:28.342	76	12.999	1:22.515	3	13.603	1:20.659	77	0.821	1:26.324	71	2.446	1:28.122
76	10.904	1:22.457	3	13.340	1:22.221	76	14.842	1:22.239	14	10.903	1:51.460	77	5.815	1:26.267
3	11.539	1:21.216	99	17.374	1:24.643	1	21.675	1:23.885	3	13.078	1:20.619	3	12.998	1:21.193
99	13.151	1:25.844	1	18.186	1:23.315	99	21.875	1:24.897	76	14.634	1:20.936	76	15.606	1:22.245
1	15.291	1:25.173	26	19.185	1:30.269	7	25.260	1:22.906	1	23.370	1:22.839	1	25.272	1:23.175
22	19.523	1:30.066	7	22.750	1:22.653	26	27.594	1:28.805	99	24.961	1:24.230	7	28.535	1:23.845
7	20.517	1:24.641	22	27.395	1:28.292	22	35.734	1:28.735	7	25.963	1:21.847	99	29.176	1:25.488
51	22.213	1:30.877	51	31.752	1:29.959	70	36.356	1:22.376	26	34.874	1:28.424	70	39.467	1:22.564
27	22.463	1:35.250	70	34.376	1:26.368	11	40.362	1:26.346	70	38.176	1:22.964	26	41.969	1:28.368
11	27.367	1:25.725	11	34.412	1:27.465	51	40.726	1:29.370	22	43.212	1:28.622	14	44.546	1:54.916
70	28.428	1:22.118	27	36.050	1:34.007	85	44.957	1:25.986	11	44.810	1:25.592	24	46.988	2:22.449
85	33.440	1:26.060	85	39.367	1:26.347	27	49.396	1:33.742	51	48.003	1:28.421	11	49.870	1:26.333
72	33.892	1:29.151 P	8	45.588	1:28.781	12	51.878	1:23.682	85	49.410	1:25.597	22	50.816	1:28.877
8	37.227	1:29.309	12	48.592	1:22.860	8	54.038	1:28.846	12	53.768	1:23.034	85	54.055	1:25.918
23	44.812	1:26.921	23	51.535	1:27.143	23	57.464	1:26.325	27	1:01.937	1:33.685	12	54.980	1:22.485
12	46.152	1:22.868	24	53.935	1:25.743	50	1:02.771	1:26.576	8	1:02.444	1:29.550	23	1:10.328	1:28.519
24	48.612	1:26.879	50	56.591	1:26.876	88	1:04.274	1:27.201	23	1:03.082	1:26.762	51	1:11.360	1:44.630
50	50.135	1:26.264	88	57.469	1:26.508	24	1:06.956	1:33.417	50	1:08.437	1:26.810	27	1:13.113	1:32.449
88	51.381	1:26.793	14	1:00.983	3:58.971	71	1:16.741	1:27.230	88	1:09.760	1:26.630	8	1:13.571	1:32.400
71	1:03.312	1:39.973	71	1:09.907	1:27.015							50	1:14.017	1:26.853
77	1:10.235	1:26.349	77	1:16.037	1:26.222							88	1:14.868	1:26.381

DUNLOP RADICAL ENDURO/BIDURO CHAMPIONSHIP

RACE 1 - LAP CHART


Lap 26			Lap 27			Lap 28			Lap 29			Lap 30		
No	Behind	Laptime	No	Behind	Laptime	No	Behind	Laptime	No	Behind	Laptime	No	Behind	Laptime
2		1:21.235	2		1:23.660	2		1:22.666	2		1:21.879	2		1:22.325
71	8.100	1:26.889	27	1.766	1:33.548	50	3.248	1:26.760	23	2.341	1:27.400	85	0.635	1:26.796
77	11.410	1:26.830	3	10.872	1:22.393	88	3.779	1:27.883	50	8.217	1:26.848	3	5.986	1:19.993
3	12.139	1:20.376	71	12.018	1:27.578	8	5.552	1:30.496	3	8.318	1:20.640	23	7.240	1:27.224
76	15.324	1:20.953	76	12.840	1:21.176	3	9.557	1:21.351	88	8.679	1:26.779	76	13.105	1:23.956
1	26.923	1:22.886	77	15.477	1:27.727	76	11.975	1:21.801	76	11.474	1:21.378	88	14.314	1:27.960
7	30.014	1:22.714	1	26.070	1:22.807	27	12.899	1:33.799	8	14.086	1:30.413	8	25.073	1:33.312
99	32.582	1:24.641	7	28.664	1:22.310	71	17.496	1:28.144	71	24.767	1:29.150	1	28.801	1:23.978
70	40.964	1:22.732	99	33.208	1:24.286	77	18.955	1:26.144	77	25.274	1:28.198	71	29.701	1:27.259
26	48.605	1:27.871	70	39.806	1:22.502	1	26.333	1:22.929	27	25.640	1:34.620	77	30.129	1:27.180
24	53.508	1:27.755	26	53.174	1:28.229	14	27.837	1:58.831	1	27.148	1:22.694	7	30.436	1:23.676
11	55.111	1:26.476	11	57.913	1:26.462	7	28.471	1:22.473	7	29.085	1:22.493	27	36.830	1:33.515
12	57.039	1:23.294	12	58.023	1:24.644	99	35.130	1:24.588	99	38.671	1:25.420	70	42.482	1:23.902
22	57.864	1:28.283	24	59.125	1:29.277	70	39.819	1:22.679	70	40.905	1:22.965	99	43.265	1:26.919
85	58.704	1:25.884	22	1:02.511	1:28.307	26	58.865	1:28.357	14	57.931	1:51.973	12	1:00.017	1:22.617
14	1:15.332	1:52.021	85	1:13.882	1:38.838	12	58.917	1:23.560	12	59.725	1:22.687	11	1:09.677	1:25.918
23	1:16.222	1:27.129	23	1:19.486	1:26.924	11	1:01.993	1:26.746	11	1:06.084	1:25.970	26	1:12.822	1:28.653
8	1:21.382	1:29.046				24	1:03.680	1:27.221	26	1:06.494	1:29.508	24	1:14.298	1:27.724
88	1:22.222	1:28.589				22	1:07.950	1:28.105	24	1:08.899	1:27.098	22	1:21.538	1:29.140
50	1:22.814	1:30.032				85	1:18.043	1:26.827	22	1:14.723	1:28.652			

DUNLOP RADICAL ENDURO/BIDURO CHAMPIONSHIP
RACE 1 - LAP CHART

Lap 31			Lap 32			Lap 33		
No	Behind	Laptime	No	Behind	Laptime	No	Behind	Laptime
2		1:22.787	2		1:20.218	2		1:20.455
3	4.107	1:20.908	3	4.088	1:20.199	3	4.498	1:20.865
85	5.168	1:27.320	22	7.503	1:28.970	24	6.800	1:28.736
14	5.577	1:52.758	85	11.797	1:26.847	26	9.024	1:29.615
23	11.520	1:27.067	76	14.194	1:22.264	22	16.144	1:29.096
76	12.148	1:21.830	23	19.219	1:27.917	76	16.546	1:22.807
88	19.122	1:27.595	88	26.477	1:27.573	85	19.652	1:28.310
1	30.068	1:24.054	1	33.600	1:23.750	23	25.905	1:27.141
8	32.022	1:29.736	7	34.389	1:22.385	88	33.508	1:27.486
7	32.222	1:24.573	71	40.694	1:27.008	1	35.869	1:22.724
71	33.904	1:26.990	14	40.990	1:55.631	7	36.502	1:22.568
77	35.032	1:27.690	77	42.540	1:27.726	71	47.238	1:26.999
70	43.048	1:23.353	8	43.436	1:31.632	77	48.565	1:26.480
99	46.564	1:26.086	70	45.512	1:22.682	70	48.660	1:23.603
27	47.568	1:33.525	99	52.478	1:26.132	8	52.508	1:29.527
12	59.649	1:22.419	27	59.976	1:32.626	99	58.414	1:26.391
11	1:12.686	1:25.796	12	1:01.652	1:22.221	12	1:05.098	1:23.901
24	1:18.737	1:27.226	11	1:18.893	1:26.425	27	1:12.733	1:33.212
26	1:20.082	1:30.047				14	1:15.695	1:55.160
						11	1:24.798	1:26.360

DUNLOP RADICAL ENDURO/BIDURO

RACE 6 (2nd Race) - GRID

ROW 15	91 David FRANKLAND	22 Ian SIMMONDS
ROW 14	51 Mitch MILLET	46 Jeremy FERGUSON
ROW 13	77 Robbie WATTS	26 Andrew FERGUSON
ROW 12	50 Toby NEWTON	24 Paul STEELE
ROW 11	88 Terrence WOODWARD	14 Roger BROMILEY
ROW 10	71 Simon PACKER	23 John HEWITT
ROW 9	11 Nick ADCOCK	85 Ross ALLEN
ROW 8		
ROW 7	8 HALL/OSBORNE	
ROW 6	72 ATKINS/MOORE	12 GREENSALL/RAY
ROW 5	1 BAILEY/ELLIS	5 Filip BERG-NIELSON
ROW 4	99 DUNN/GATES	27 JACKSON/JACKSON
ROW 3	70 ABBOTT/DOVE	7 STANLEY/SWIFT
ROW 2	2 INCE/KINSELLA	76 GREAVES/GREAVES
ROW 1	34 JOHNSTON/MOSELEY	3 REYNOLDS/PADMORE
	Pole	
		

Weather / Track : Bright / Dry

These results are provisional until the conclusion of any judicial and technical matters.

Oulton Island
Circuit Length = 2.2600 miles

Clerk of Course :

Timekeeper :

DUNLOP RADICAL ENDURO/BIDURO

RACE 6 (2nd Race) - CLASSIFICATION

POS	NO	CL	NAME	ENTRY	LAPS	TIME	GAP	DIFF	MPH	BEST	ON
1	2	SR8	INCE/KINSELLA	Radical SR8	33	46:32.100			96.15	1:20.341	26
2	3	SR8	REYNOLDS/PADMORE	Radical SR8	33	46:37.322	5.222	5.222	95.97	1:19.860	6
3	34	SR8	JOHNSTON/MOSELEY	Radical SR8	33	46:59.307	27.207	21.985	95.23	1:18.350	25
4	5	SR8	Filip BERG-NIELSON	Radical SR8	33	47:06.671	34.571	7.364	94.98	1:21.059	11
5	99	SR3	DUNN/GATES	Radical SR3	33	47:46.957	1:14.857	40.286	93.64	1:21.876	30
6	85	SR4	Ross ALLEN	Radical SR4	33	47:48.387	1:16.287	1.430	93.60	1:25.600	30
7	11	SR4	Nick ADCOCK	Radical SR4	32	46:38.306	1 lap	1 lap	93.03	1:25.412	20
8	1	SR3	BAILEY/ELLIS	Radical SR3	32	46:39.437	1 lap	1.131	93.00	1:22.643	24
9	50	SR4	Toby NEWTON	Radical SR4	32	46:40.019	1 lap	0.582	92.98	1:26.116	27
10	71	SR4	Simon PACKER	Radical SR4	32	46:41.393	1 lap	1.374	92.93	1:25.973	27
11	12	SR3	GREENSALL/RAY	Radical SR3	32	46:42.924	1 lap	1.531	92.88	1:22.279	30
12	24	SR4	Paul STEELE	Radical SR4	32	46:56.228	1 lap	13.304	92.44	1:26.059	30
13	88	SR4	Terrence WOODWARD	Radical SR4	32	46:59.097	1 lap	2.869	92.35	1:26.831	32
14	46	SR4	Jeremy FERGUSON	Radical SR4	32	47:00.233	1 lap	1.136	92.31	1:26.634	8
15	76	SR8	GREAVES/GREAVES	Radical SR8	32	47:03.068	1 lap	2.835	92.22	1:19.559	16
16	23	SR4	John HEWITT	Radical SR4	32	47:09.431	1 lap	6.363	92.01	1:26.726	12
17	22	SR4	Ian SIMMONDS	Radical SR4	31	46:42.175	2 laps	1 lap	90.00	1:28.161	11
18	8	SR3	HALL/OSBORNE	Radical SR3	31	46:48.344	2 laps	6.169	89.80	1:25.534	14

NOT CLASSIFIED

DNF	26	SR4	Andrew FERGUSON	Radical SR4	29	43:29.595	4 laps	2 laps	90.41	1:27.795	22
DNF	51	SR4	Mitch MILLET	Radical SR4	28	42:36.480	5 laps	1 lap	89.10	1:27.987	14
DNF	72	SR3	Ian MOORE	Radical SR3	26	38:51.195	7 laps	2 laps	90.74	1:23.877	14
DNF	70	SR8	ABBOTT/DOVE	Radical SR8	14	19:45.489	19 laps	12 laps	96.08	1:21.895	6
DNF	77	SR4	Robbie WATTS	Radical SR4	11	16:28.850	22 laps	3 laps	90.50	1:26.770	8
DNF	7	SR8	STANLEY/SWIFT	Radical SR8	8	11:30.077	25 laps	3 laps	94.31	1:21.781	6
DNF	14	SR4	Roger BROMILEY	Radical SR4	0						

FASTEST LAP

11	SR4	Nick ADCOCK	Radical SR4	20	1:25.412	95.25 mph	153.29 kph
99	SR3	DUNN/GATES	Radical SR3	30	1:21.876	99.36 mph	159.91 kph
34	SR8	JOHNSTON/MOSELEY	Radical SR8	25	1:18.350	103.84 mph	167.11 kph

Weather / Track : Bright / Dry

These results are provisional until the conclusion of any judicial and technical matters.

Oulton Island
Circuit Length = 2.2600 miles
Start: 11:01 End: 11:50

Clerk of Course :

Timekeeper :

DUNLOP RADICAL ENDURO/BIDURO
RACE 6 (2nd Race) - LAP CHART

Lap 1			Lap 2			Lap 3			Lap 4			Lap 5		
No	Behind	Laptime	No	Behind	Laptime	No	Behind	Laptime	No	Behind	Laptime	No	Behind	Laptime
3		1:25.510	3		1:20.636	3		1:19.972	3		1:20.373	3		1:20.397
76	0.925	1:26.435	76	1.877	1:21.588	76	2.581	1:20.676	76	3.185	1:20.977	76	4.042	1:21.254
2	5.563	1:31.073	2	9.521	1:24.594	7	13.095	1:23.289	7	14.596	1:21.874	7	16.266	1:22.067
7	7.452	1:32.962	7	9.778	1:22.962	2	13.278	1:23.729	2	16.255	1:23.350	2	18.225	1:22.367
70	7.863	1:33.373	70	11.998	1:24.771	70	15.086	1:23.060	70	17.288	1:22.575	70	18.937	1:22.046
99	9.768	1:35.278	72	16.982	1:27.719	72	23.301	1:26.291	72	28.382	1:25.454	5	32.295	1:24.276
72	9.899	1:35.409	99	19.078	1:29.946	5	24.953	1:25.089	5	28.416	1:23.836	72	34.183	1:26.198
1	11.202	1:36.712	1	19.702	1:29.136	99	26.436	1:27.330	99	32.144	1:26.081	99	36.979	1:25.232
5	12.849	1:38.359	5	19.836	1:27.623	1	28.255	1:28.525	1	34.965	1:27.083	1	40.694	1:26.126
11	14.740	1:40.250	11	22.150	1:28.046	11	29.348	1:27.170	11	36.169	1:27.194	11	42.490	1:26.718
8	14.920	1:40.430	8	23.212	1:28.928	8	30.448	1:27.208	8	37.704	1:27.629	8	44.170	1:26.863
85	15.814	1:41.324	85	23.790	1:28.612	85	31.004	1:27.186	85	38.229	1:27.598	85	44.588	1:26.756
12	16.166	1:41.676	71	24.443	1:28.728	71	32.027	1:27.556	71	38.862	1:27.208	71	45.925	1:27.460
71	16.351	1:41.861	88	25.470	1:29.278	88	33.741	1:28.243	50	41.466	1:27.523	34	48.118	1:23.404
88	16.828	1:42.338	50	26.190	1:29.468	50	34.316	1:28.098	88	42.311	1:28.943	50	48.610	1:27.541
50	17.358	1:42.868	12	27.612	1:32.082	12	35.997	1:28.357	12	43.213	1:27.589	88	49.753	1:27.839
23	19.622	1:45.132	23	28.024	1:29.038	23	36.593	1:28.541	23	43.754	1:27.534	12	50.667	1:27.851
24	21.044	1:46.554	24	30.778	1:30.370	24	39.092	1:28.286	34	45.111	1:23.075	23	51.055	1:27.698
77	21.918	1:47.428	77	31.085	1:29.803	46	41.025	1:29.415	24	47.016	1:28.297	24	53.694	1:27.075
46	22.505	1:48.015	46	31.582	1:29.713	77	41.342	1:30.229	46	49.259	1:28.607	46	56.469	1:27.607
26	23.691	1:49.201	26	33.696	1:30.641	34	42.409	1:23.680	77	49.958	1:28.989	77	57.715	1:28.154
51	24.922	1:50.432	22	37.037	1:32.026	26	43.720	1:29.996	26	52.250	1:28.903	26	1:00.939	1:29.086
22	25.647	1:51.157	51	38.124	1:33.838	22	48.660	1:31.595	22	58.098	1:29.811	22	1:07.115	1:29.414
34	33.747	1:59.257	34	38.701	1:25.590	51	49.360	1:31.208	51	58.729	1:29.742	51	1:07.695	1:29.363

**DUNLOP RADICAL ENDURO/BIDURO
RACE 6 (2nd Race) - LAP CHART**

Lap 6			Lap 7			Lap 8			Lap 9			Lap 10		
No	Behind	Laptime	No	Behind	Laptime	No	Behind	Laptime	No	Behind	Laptime	No	Behind	Laptime
3		1:19.860	3		1:20.642	3		1:20.738	3		1:20.305	3		1:21.125
76	4.925	1:20.743	76	4.870	1:20.587	22	4.811	1:29.780	76	6.505	1:21.278	46	1.264	1:26.934
7	18.187	1:21.781	7	19.828	1:22.283	34	4.842	1:55.152	26	6.800	1:29.950	77	3.311	1:27.697
2	20.536	1:22.171	2	22.087	1:22.193	76	5.532	1:21.400	34	8.150	1:23.613	76	5.980	1:20.600
70	20.972	1:21.895	70	22.480	1:22.150	51	5.890	1:30.004	22	13.795	1:29.289	34	9.860	1:22.835
5	35.544	1:23.109	5	38.223	1:23.321	2	23.932	1:22.583	51	14.278	1:28.693	26	16.059	1:30.384
72	39.469	1:25.146	72	43.506	1:24.679	70	24.471	1:22.729	2	26.485	1:22.858	51	22.166	1:29.013
99	42.891	1:25.772	99	48.251	1:26.002	5	39.842	1:22.357	70	26.769	1:22.603	22	22.547	1:29.877
1	46.558	1:25.724	1	51.318	1:25.402	7	41.949	1:42.859	5	42.014	1:22.477	2	27.799	1:22.439
11	49.220	1:26.590	11	54.779	1:26.201	72	46.917	1:24.149	72	50.998	1:24.386	70	28.919	1:23.275
8	50.368	1:26.058	85	57.555	1:27.117	99	53.046	1:25.533	99	59.527	1:26.786	5	44.500	1:23.611
34	51.070	1:22.812	8	58.535	1:28.809	1	56.009	1:25.429	1	1:00.853	1:25.149	72	54.641	1:24.768
85	51.080	1:26.352	71	1:00.604	1:27.848	11	1:00.245	1:26.204	11	1:06.157	1:26.217	99	1:03.189	1:24.787
71	53.398	1:27.333	50	1:02.509	1:27.613	85	1:03.121	1:26.304	85	1:09.067	1:26.251	1	1:05.102	1:25.374
50	55.538	1:26.788	88	1:04.781	1:27.926	8	1:04.608	1:26.811	8	1:09.991	1:25.688	11	1:11.007	1:25.975
88	57.497	1:27.604	12	1:05.155	1:27.736	71	1:06.357	1:26.491	71	1:12.921	1:26.869	85	1:13.655	1:25.713
12	58.061	1:27.254	23	1:06.223	1:28.384	50	1:08.747	1:26.976	50	1:15.338	1:26.896	8	1:14.618	1:25.752
23	58.481	1:27.286	24	1:07.159	1:27.165	12	1:10.786	1:26.369	12	1:16.351	1:25.870	71	1:18.616	1:26.820
24	1:00.636	1:26.802	46	1:09.864	1:26.734	88	1:11.810	1:27.767	88	1:18.616	1:27.111	50	1:20.830	1:26.617
46	1:03.772	1:27.163	77	1:11.012	1:26.841	23	1:12.473	1:26.988	23	1:19.181	1:27.013	12	1:21.427	1:26.201
77	1:04.813	1:26.958	26	1:17.893	1:28.906	24	1:12.870	1:26.449	24	1:20.063	1:27.498			
26	1:09.629	1:28.550				46	1:15.760	1:26.634						
22	1:16.411	1:29.156				77	1:17.044	1:26.770						
51	1:17.266	1:29.431												

DUNLOP RADICAL ENDURO/BIDURO
RACE 6 (2nd Race) - LAP CHART

Lap 11			Lap 12			Lap 13			Lap 14			Lap 15		
No	Behind	Laptime	No	Behind	Laptime	No	Behind	Laptime	No	Behind	Laptime	No	Behind	Laptime
3		1:22.580	3		1:20.418	3		1:20.835	3		1:20.854	3		1:21.831
88	2.510	1:27.599	71	2.320	1:26.702	85	2.032	1:26.183	11	5.036	1:27.040	76	5.134	1:20.090
23	3.137	1:27.661	50	4.653	1:26.821	8	2.804	1:26.172	76	6.875	1:21.082	1	5.686	1:32.152 P
76	4.945	1:21.545	76	5.545	1:21.018	76	6.647	1:21.937	85	6.996	1:25.818	11	9.772	1:26.567
46	6.157	1:27.473	12	5.826	1:27.397	71	7.622	1:26.137	8	7.651	1:25.701	85	10.901	1:25.736
24	6.352	1:29.994	23	9.847	1:27.128	50	10.593	1:26.775	71	12.746	1:25.978	8	11.354	1:25.534
77	8.813	1:28.082	88	10.611	1:28.519	12	11.344	1:26.353	50	16.403	1:26.664	71	17.501	1:26.586
34	10.026	1:22.746	46	12.668	1:26.929	23	15.738	1:26.726	12	17.041	1:26.551	50	20.909	1:26.337
26	22.563	1:29.084	24	13.635	1:27.701	88	17.172	1:27.396	34	20.011	1:23.586	12	24.880	1:29.670 P
51	27.888	1:28.302	34	13.952	1:24.344	34	17.279	1:24.162	23	23.193	1:28.309	34	26.396	1:28.216 P
2	27.896	1:22.677	77	16.294	1:27.899	46	18.602	1:26.769	88	23.732	1:27.414	23	28.206	1:26.844
22	28.730	1:28.763	2	31.014	1:23.536	24	20.163	1:27.363	46	24.440	1:26.692	88	29.049	1:27.148
70	31.131	1:24.792	26	31.330	1:29.185	2	33.412	1:23.233	24	25.414	1:26.105	46	29.635	1:27.026
5	42.979	1:21.059	51	36.020	1:28.550	26	40.483	1:29.988	2	41.957	1:29.399	24	30.010	1:26.427
72	57.111	1:25.050	70	36.132	1:25.419	70	40.541	1:25.244	26	49.495	1:29.866	5	54.422	1:26.743
99	1:06.555	1:25.946	22	36.473	1:28.161	51	44.272	1:29.087	5	49.510	1:22.984	26	55.681	1:28.017
1	1:07.968	1:25.446	5	43.856	1:21.295	22	46.729	1:31.091	70	51.244	1:31.557	51	58.232	1:27.987
11	1:14.310	1:25.883	72	1:00.891	1:24.198	5	47.380	1:24.359	51	52.076	1:28.658	22	1:01.729	1:28.810
85	1:17.102	1:26.027	99	1:10.810	1:24.673	72	1:04.450	1:24.394	22	54.750	1:28.875	72	1:09.927	1:24.285
8	1:17.885	1:25.847	1	1:12.372	1:24.822	99	1:14.837	1:24.862	72	1:07.473	1:23.877			
			11	1:19.685	1:25.793	1	1:16.219	1:24.682	99	1:18.748	1:24.765			

DUNLOP RADICAL ENDURO/BIDURO
RACE 6 (2nd Race) - LAP CHART

Lap 16			Lap 17			Lap 18			Lap 19			Lap 20		
No	Behind	Laptime	No	Behind	Laptime	No	Behind	Laptime	No	Behind	Laptime	No	Behind	Laptime
76		1:19.559	76		1:25.864	3		1:24.700	3		1:28.128	3		1:22.750
3	0.323	1:25.016	12	2.344	2:28.021	72	1.054	2:40.158	34	4.072	1:21.041	34	0.762	1:19.440
99	1.358	1:29.134 P	11	11.591	1:26.859	1	9.442	1:24.707	72	5.690	1:32.764	1	10.141	1:26.919
11	10.596	1:25.517	85	12.241	1:26.186	26	10.349	1:29.792	1	5.972	1:24.658	72	13.386	1:30.446
85	11.919	1:25.711	2	16.913	1:22.478	34	11.159	1:19.911	26	11.133	1:28.912	26	16.923	1:28.540
2	20.299	2:24.866	71	22.117	1:27.639	22	12.472	1:29.473	22	12.761	1:28.417	22	18.585	1:28.574
71	20.342	1:27.534	50	24.295	1:26.999	12	24.079	1:23.921	12	19.729	1:23.778	12	20.086	1:23.107
50	23.160	1:26.944	23	33.456	1:28.281	51	29.138	1:29.882	2	28.269	1:21.326	2	26.905	1:21.386
23	31.039	1:27.526	88	34.304	1:27.653	2	35.071	1:22.279	51	30.828	1:29.818	51	37.129	1:29.051
88	32.515	1:28.159	5	34.941	2:31.076	11	38.516	1:26.490	11	35.930	1:25.542	11	38.592	1:25.412
46	32.883	1:27.941	24	35.857	1:28.720	85	39.016	1:26.702	85	36.763	1:25.875	85	39.706	1:25.693
24	33.001	1:27.684	46	37.528	1:30.509	8	44.966	1:29.261	8	45.270	1:28.432	8	49.972	1:27.452
8	34.542	1:47.881 P	99	1:00.169	2:24.675	71	49.015	1:26.530	71	47.183	1:26.296	5	50.053	1:25.179
26	1:02.027	1:31.039	3	1:02.057	2:27.598 P	50	51.080	1:26.566	5	47.624	1:21.649	71	51.794	1:27.361
51	1:02.383	1:28.844	26	1:07.314	1:31.151	5	54.103	1:21.796	50	49.394	1:26.442	50	53.277	1:26.633
22	1:06.373	1:29.337	22	1:09.756	1:29.247	88	1:03.687	1:28.346	24	1:02.948	1:27.060	24	1:06.392	1:26.194
1	1:12.745	2:31.752	1	1:11.492	1:24.611	24	1:04.016	1:27.910	88	1:03.847	1:28.288	76	1:08.172	1:22.117
72	1:13.517	1:28.283	34	1:18.005	1:19.962	46	1:05.646	1:27.352	46	1:04.505	1:26.987	88	1:08.204	1:27.107
34	1:23.907	2:22.204	51	1:26.013	1:49.494	23	1:10.414	1:35.490	76	1:08.805	5:03.690	46	1:09.172	1:27.417
			12	1:26.915	1:24.571	99	1:20.781	1:23.177	23	1:09.682	1:27.396	23	1:14.054	1:27.122
			11	1:38.783	1:27.192				99	1:15.847	1:23.194	99	1:16.194	1:23.097
			85	1:39.071	1:26.830							34	1:19.572	1:18.810
			2	1:39.549	1:22.636									
			8	1:42.462	2:33.784									
			71	1:49.242	1:27.125									

**DUNLOP RADICAL ENDURO/BIDURO
RACE 6 (2nd Race) - LAP CHART**

Lap 21			Lap 22			Lap 23			Lap 24			Lap 25		
No	Behind	Laptime	No	Behind	Laptime	No	Behind	Laptime	No	Behind	Laptime	No	Behind	Laptime
3		1:24.819	3		1:23.395	3		1:23.351	3		1:22.838	3		1:24.001
1	8.686	1:23.364	1	8.611	1:23.320	1	8.484	1:23.224	23	2.910	1:28.094	23	6.695	1:27.786
72	17.000	1:28.433	12	19.065	1:23.384	2	18.573	1:20.974	1	8.720	1:23.074	1	7.362	1:22.643
12	19.076	1:23.809	2	20.950	1:21.767	12	19.180	1:23.466	2	17.013	1:21.278	2	13.538	1:20.526
26	21.069	1:28.965	72	22.093	1:28.488	72	26.405	1:27.663	12	19.304	1:22.962	12	17.853	1:22.550
2	22.578	1:20.492	26	26.152	1:28.478	26	30.596	1:27.795	72	31.402	1:27.835	72	34.166	1:26.765
22	22.589	1:28.823	22	28.121	1:28.927	22	34.058	1:29.288	26	35.785	1:28.027	26	39.858	1:28.074
11	39.666	1:25.893	11	41.945	1:25.674	11	44.297	1:25.703	22	39.878	1:28.658	5	45.080	1:22.172
85	41.303	1:26.416	85	43.974	1:26.066	5	46.444	1:22.063	5	46.909	1:23.303	22	45.136	1:29.259
51	43.023	1:30.713	5	47.732	1:22.317	85	46.505	1:25.882	11	48.059	1:26.600	11	49.950	1:25.892
5	48.810	1:23.576	51	57.490	1:37.862	76	58.357	1:21.336	85	49.761	1:26.094	85	51.604	1:25.844
8	54.076	1:28.923	50	59.328	1:27.911	50	1:03.073	1:27.096	76	55.764	1:20.245	76	52.810	1:21.047
71	54.474	1:27.499	8	59.717	1:29.036	71	1:04.687	1:28.060	34	1:04.070	1:19.595	34	58.419	1:18.350
50	54.812	1:26.354	71	59.978	1:28.899	51	1:05.074	1:30.935	50	1:06.934	1:26.699	50	1:09.554	1:26.621
76	1:03.736	1:20.383	76	1:00.372	1:20.031	8	1:06.206	1:29.840	71	1:08.502	1:26.653	71	1:10.793	1:26.292
24	1:09.209	1:27.636	34	1:12.154	1:19.944	34	1:07.313	1:18.510	51	1:11.222	1:28.986	8	1:15.981	1:28.377
88	1:10.562	1:27.177	24	1:12.280	1:26.466	24	1:15.993	1:27.064	8	1:11.605	1:28.237	51	1:16.766	1:29.545
46	1:11.507	1:27.154	88	1:14.275	1:27.108	99	1:17.248	1:24.439	99	1:19.708	1:25.298	99	1:17.910	1:22.203
34	1:15.605	1:20.852	46	1:14.894	1:26.782	88	1:17.870	1:26.946	24	1:21.024	1:27.869	24	1:23.658	1:26.635
99	1:16.230	1:24.855	99	1:16.160	1:23.325	46	1:19.187	1:27.644	88	1:22.202	1:27.170			
23	1:17.349	1:28.114	23	1:21.005	1:27.051				46	1:23.720	1:27.371			

**DUNLOP RADICAL ENDURO/BIDURO
RACE 6 (2nd Race) - LAP CHART**

Lap 26			Lap 27			Lap 28			Lap 29			Lap 30		
No	Behind	Laptime	No	Behind	Laptime	No	Behind	Laptime	No	Behind	Laptime	No	Behind	Laptime
3		1:24.209	3		1:22.945	3		1:23.322	2		1:20.948	2		1:21.701
88	0.857	1:26.865	24	4.563	1:28.059	8	0.122	1:26.892	8	2.205	1:27.396	3	6.841	1:23.134
46	3.345	1:27.835	88	5.145	1:27.233	51	3.909	1:28.929	3	5.408	1:30.721	8	7.957	1:27.453
1	6.520	1:23.367	1	6.689	1:23.114	2	4.365	1:20.517	1	6.735	1:23.306	1	8.095	1:23.061
2	9.670	1:20.341	2	7.170	1:20.445	1	8.742	1:25.375	51	8.309	1:29.713	12	14.860	1:24.183
23	10.964	1:28.478	46	8.435	1:28.035	24	9.744	1:28.503	24	10.757	1:26.326	51	16.318	1:29.710
12	16.263	1:22.619	23	15.037	1:27.018	88	10.025	1:28.202	88	11.849	1:27.137	24	16.403	1:27.347
72	37.248	1:27.291	12	15.608	1:22.290	46	11.941	1:26.828	12	12.378	1:22.533	88	17.415	1:27.267
5	43.498	1:22.627	72	41.369	1:27.066	12	15.158	1:22.872	46	14.115	1:27.487	46	19.407	1:26.993
26	44.858	1:29.209	5	43.261	1:22.708	23	19.114	1:27.399	23	20.790	1:26.989	23	26.508	1:27.419
76	50.126	1:21.525	76	47.316	1:20.135	5	42.009	1:22.070	5	37.978	1:21.282	34	39.161	1:20.698
22	50.679	1:29.752	34	50.004	1:19.472	76	44.835	1:20.841	76	40.005	1:20.483	5	39.396	1:23.119
11	51.762	1:26.021	26	51.368	1:29.455	34	45.369	1:18.687	34	40.164	1:20.108	76	40.242	1:21.938
34	53.477	1:19.267	11	55.128	1:26.311	26	56.413	1:28.367	11	58.369	1:26.189	11	1:03.401	1:26.733
85	53.687	1:26.292	85	57.152	1:26.410	11	57.493	1:25.687	85	1:00.314	1:25.962	85	1:04.213	1:25.600
50	1:11.965	1:26.620	22	1:03.929	1:36.195	85	59.665	1:25.835	26	1:02.564	1:31.464	26	1:09.433	1:28.570
71	1:12.912	1:26.328	50	1:15.136	1:26.116	22	1:09.767	1:29.160	22	1:13.968	1:29.514	99	1:17.234	1:21.876
99	1:19.105	1:25.404	71	1:15.940	1:25.973	50	1:18.354	1:26.540	99	1:17.059	1:23.872	22	1:21.269	1:29.002
8	1:19.497	1:27.725	99	1:19.132	1:22.972	99	1:18.500	1:22.690	50	1:20.059	1:27.018			
51	1:21.247	1:28.690				71	1:19.731	1:27.113	71	1:20.630	1:26.212			

DUNLOP RADICAL ENDURO/BIDURO
RACE 6 (2nd Race) - LAP CHART

Lap 31			Lap 32			Lap 33		
No	Behind	Laptime	No	Behind	Laptime	No	Behind	Laptime
2		1:23.524	2		1:23.453	2		1:24.961
50	1.485	1:26.651	22	3.890	1:29.598	3	5.222	1:24.303
71	2.629	1:27.224	50	4.754	1:26.722	11	6.206	1:38.132
3	5.889	1:22.572	71	5.441	1:26.265	1	7.337	1:24.842
1	7.874	1:23.303	3	5.880	1:23.444	50	7.919	1:28.126
8	11.736	1:27.303	1	7.456	1:23.035	71	9.293	1:28.813
12	13.615	1:22.279	12	13.494	1:23.332	22	10.075	1:31.146
24	18.938	1:26.059	8	14.774	1:26.491	12	10.824	1:22.291
88	21.521	1:27.630	24	22.433	1:26.948	8	16.244	1:26.431
46	22.641	1:26.758	88	25.127	1:27.059	24	24.128	1:26.656
23	29.753	1:26.769	46	26.010	1:26.822	88	26.997	1:26.831
34	34.460	1:18.823	34	31.180	1:20.173	34	27.207	1:20.988
76	37.881	1:21.163	23	34.112	1:27.812	46	28.133	1:27.084
5	38.290	1:22.418	76	34.729	1:20.301	76	30.968	1:21.200
85	1:07.855	1:27.166	5	36.968	1:22.131	5	34.571	1:22.564
11	1:16.488	1:36.611	85	1:13.048	1:28.646	23	37.331	1:28.180
99	1:17.061	1:23.351	99	1:16.721	1:23.113	99	1:14.857	1:23.097
						85	1:16.287	1:28.200

MINI CHALLENGE

PRACTICE - CLASSIFICATION

POS	NO	CL	NAME	ENTRY	TIME	ON	LAPS	GAP	DIFF	MPH
1	70	S	Oli MORTIMER	Mini Cooper S	1:39.268	4	7			81.95
2	11	S	Lee PATTISON	Mini Cooper S	1:39.534	2	5	0.266	0.266	81.74
3	16	S	Nathan COULTER	Mini Cooper S	1:39.690	4	6	0.422	0.156	81.61
4	69	S	Garry MEIKLE	Mini Cooper S	1:39.748	6	7	0.480	0.058	81.56
5	4	S	Stewart LINES	Mini Cooper S	1:39.787	6	7	0.519	0.039	81.53
6	2	S	Peter BUDD	Mini Cooper S	1:39.804	5	7	0.536	0.017	81.51
7	6	S	Jake PACKUN	Mini Cooper S	1:40.031	4	6	0.763	0.227	81.33
8	44	S	Allen JACKSON	Mini Cooper S	1:40.359	4	6	1.091	0.328	81.06
9	12	S	Jack STANFORD	Mini Cooper S	1:40.374	7	7	1.106	0.015	81.05
10	24	S	James BLYTH	Mini Cooper S	1:40.685	6	6	1.417	0.311	80.80
11	51	S	Gavin BRISTOW	Mini Cooper	1:41.732	6	7	2.464	1.047	79.97
12	17	S	Alex FERGUSON	Mini Cooper S	1:42.005	6	6	2.737	0.273	79.76
13	19	S	Andy BEEVER	Mini Cooper S	1:42.081	6	6	2.813	0.076	79.70
14	40	S	Matt CAMPBELL	Mini Cooper S	1:42.206	6	6	2.938	0.125	79.60
15	77	S	Jason GREATREX	Mini Cooper S	1:42.454	7	7	3.186	0.248	79.41
16	8	S	Pedro del CAMPO	Mini Cooper S	1:43.269	6	6	4.001	0.815	78.78
17	20	CL	Graham PARSONS	Mini Cooper	1:48.059	4	6	8.791	4.790	75.29
18	21	CL	Jenny RYAN	Mini Cooper	1:48.070	4	5	8.802	0.011	75.28
19	74	CL	Gary KOUNNIS	Mini Cooper	1:48.484	6	6	9.216	0.414	74.99
20	27	CL	Nick JONES	Mini Cooper	1:48.577	5	5	9.309	0.093	74.93
21	10	CL	Michelle NIXON	Mini Cooper	1:49.187	5	6	9.919	0.610	74.51
22	31	CL	Keith ISSATT	Mini Cooper	1:49.914	5	6	10.646	0.727	74.02
23	95	CL	Andrew LANGDELL	Mini Cooper	1:50.022	6	6	10.754	0.108	73.94
24	33	CL	John BATES	Mini Cooper	1:50.077	4	6	10.809	0.055	73.91
25	42	CL	Dawn BOYD	Mini Cooper	1:51.779	4	5	12.511	1.702	72.78
26	18	CL	Sarah PARSONS	Mini Cooper	1:51.998	6	6	12.730	0.219	72.64
27	23	CL	Amanda JOHNSON	Mini Cooper	1:52.734	6	6	13.466	0.736	72.16
28	13	CL	Nik ROCHEZ	Mini Cooper	1:52.934	3	6	13.666	0.200	72.04
29	35	CL	Josh WADDINGTON	Mini Cooper	1:53.026	5	5	13.758	0.092	71.98
30	9	S	Michael JONES	Mini Cooper S			3			0.00
31	25	CL	Laura WADDINGTON	Mini Cooper			1			0.00

Cars 11/42 NO Working Transponder

Weather / Track : Bright / Dry

These results are provisional until the conclusion of any judicial and technical matters.

Oulton Island
Circuit Length = 2.2600 miles
Start: 09:36 End: 10:03

Clerk of Course :	Timekeeper :
-------------------	--------------

MINI CHALLENGE

PRACTICE - Lap Times

1	Gareth NIXON		Mini Cooper			
2	Peter BUDD		Mini Cooper S			
1	Out		1:45.747	5	1:39.804	1:39.804
2	1:42.210		1:42.210P	6	1:40.890	1:40.890
3	14:06.903		14:06.903	7	1:46.775	1:46.775
4	1:39.997		1:39.997	8		
4	Stewart LINES		Mini Cooper S			
1	Out		1:48.943	5	1:41.152	1:41.152
2	1:42.823		1:42.823P	6	1:39.787	1:39.787
3	13:25.022		13:25.022	7	3:22.786	1:40.595
4	1:40.876		1:40.876	8		
6	Jake PACKUN		Mini Cooper S			
1	Out		1:48.811P	4	1:40.031	1:40.031
2	14:11.589		14:11.589	5	1:40.710	1:40.710
3	1:40.841		1:40.841	6	1:41.062	1:41.062
8	Pedro del CAMPO		Mini Cooper S			
1	Out		1:59.219P	4	1:45.238	1:45.238
2	14:20.433		14:20.433	5	1:43.867	1:43.867
3	1:47.243		1:47.243	6	1:43.269	1:43.269
9	Michael JONES		Mini Cooper S			
1	Out		2:23.222P	3	Out	5:28.612P
2	Out		14:46.601P	4		
10	Michelle NIXON		Mini Cooper			
1	Out		1:55.530P	4	1:52.524	1:52.524
2	13:20.036		15:14.826	5	1:49.187	1:49.187
3	1:49.682		1:49.682	6	1:50.779	1:50.779
11	Lee PATTISON		Mini Cooper S			
1	10:15.093		14:01.260	4	1:40.322	1:40.322
2	1:39.534		1:39.534	5	1:40.439	1:40.439
3	1:40.499		1:40.499	6		
12	Jack STANFORD		Mini Cooper S			
1	Out		1:57.147	5	1:41.230	1:41.230
2	1:41.230		1:41.230P	6	1:41.266	1:41.266
3	13:40.134		13:40.134	7	1:40.374	1:40.374
4	1:40.977		1:40.977	8		
13	Nik ROCHEZ		Mini Cooper			
1	Out		2:03.858P	4	1:53.198	1:53.198
2	14:38.707		14:38.707	5	1:55.482	1:55.482
3	1:52.934		1:52.934	6	1:53.343	1:53.343
16	Nathan COULTER		Mini Cooper S			
1	Out		2:25.427P	4	1:39.690	1:39.690
2	15:08.305		15:08.305	5	1:43.200	1:43.200
3	1:40.961		1:40.961	6	1:42.087	1:42.087
17	Alex FERGUSON		Mini Cooper S			
1	Out		2:00.523P	4	1:43.119	1:43.119
2	14:13.645		14:13.645	5	1:42.913	1:42.913
3	1:44.898		1:44.898	6	1:42.005	1:42.005
18	Sarah PARSONS		Mini Cooper			
1	Out		2:01.950P	4	1:53.303	1:53.303

Oulton Island
 Circuit Length = 2.2600 miles
 Start: 09:36 End: 10:03

Weather / Track : Bright / Dry

MINI CHALLENGE

PRACTICE - Lap Times

2	14:18.828		14:18.828	5	1:54.648		1:54.648
3	1:52.046		1:52.046	6	1:51.998		1:51.998
19	Andy BEEVER				Mini Cooper S		
1	Out		1:58.093P	4	1:43.635		1:43.635
2	14:16.133		14:16.133	5	1:42.253		1:42.253
3	1:44.378		1:44.378	6	1:42.081		1:42.081
20	Graham PARSONS				Mini Cooper		
1	Out		1:53.148P	4	1:48.059		1:48.059
2	13:11.555		15:03.900	5	1:49.420		1:49.420
3	1:48.720		1:48.720	6	1:48.133		1:48.133
21	Jenny RYAN				Mini Cooper		
1	Out		2:03.180P	4	1:48.070		1:48.070
2	13:27.434		15:26.180	5	1:48.784		1:48.784
3	1:50.170		1:50.170	6			
23	Amanda JOHNSON				Mini Cooper		
1	Out		2:06.348P	4	1:53.006		1:53.006
2	14:23.641		14:23.641	5	1:58.598		1:58.598
3	1:53.670		1:53.670	6	1:52.734		1:52.734
24	James BLYTH				Mini Cooper S		
1	Out		1:50.643P	4	1:41.604		1:41.604
2	13:11.452		14:55.835	5	1:40.895		1:40.895
3	1:41.396		1:41.396	6	1:40.685		1:40.685
25	Laura WADDINGTON				Mini Cooper		
1	Out		2:21.748	2			
27	Nick JONES				Mini Cooper		
1	Out		1:59.095P	4	1:48.768		1:48.768
2	14:58.966		14:58.966	5	1:48.577		1:48.577
3	1:48.978		1:48.978	6			
31	Keith ISSATT				Mini Cooper		
1	Out		1:57.134P	4	1:50.539		1:50.539
2	14:32.892		14:32.892	5	1:49.914		1:49.914
3	1:50.714		1:50.714	6	2:00.082		2:00.082
33	John BATES				Mini Cooper		
1	Out		1:53.941P	4	1:50.077		1:50.077
2	13:13.072		15:04.346	5	1:51.460		1:51.460
3	1:50.949		1:50.949	6	1:50.783		1:50.783
35	Josh WADDINGTON				Mini Cooper		
1	Out		2:04.054P	4	1:53.140		1:53.140
2	13:23.791		15:21.147	5	1:53.026		1:53.026
3	1:54.300		1:54.300	6			
40	Matt CAMPBELL				Mini Cooper S		
1	Out		1:56.161P	4	1:42.961		1:42.961
2	14:14.378		14:14.378	5	1:43.486		1:43.486
3	1:42.908		1:42.908	6	1:42.206		1:42.206
42	Dawn BOYD				Mini Cooper		
1	14:24.408		14:24.408	4	1:51.779		1:51.779
2	1:54.422		1:54.422	5	1:52.879		1:52.879
3	1:53.830		1:53.830	6			
44	Allen JACKSON				Mini Cooper S		
1	Out		1:51.992P	4	1:40.359		1:40.359

Oulton Island
 Circuit Length = 2.2600 miles
 Start: 09:36 End: 10:03

Weather / Track : Bright / Dry

MINI CHALLENGE

PRACTICE - Lap Times

2	14:07.147		14:07.147	5	1:40.421		1:40.421
3	1:42.407		1:42.407	6	1:41.369		1:41.369
51	Gavin BRISTOW		Mini Cooper				
1	Out		1:51.064	5	1:43.020		1:43.020
2	1:45.145		1:45.145P	6	1:41.732		1:41.732
3	13:23.935		13:23.935	7	1:42.476		1:42.476
4	1:42.687		1:42.687	8			
69	Garry MEIKLE		Mini Cooper S				
1	Out		1:47.119	5	1:40.450		1:40.450
2	1:41.376		1:41.376P	6	1:39.748		1:39.748
3	13:40.743		13:40.743	7	1:40.218		1:40.218
4	1:41.069		1:41.069	8			
70	Oli MORTIMER		Mini Cooper S				
1	Out		1:45.928	5	1:39.884		1:39.884
2	1:41.269		1:41.269P	6	1:39.990		1:39.990
3	13:43.712		13:43.712	7	1:44.794		1:44.794
4	1:39.268		1:39.268	8			
74	Gary KOUNNIS		Mini Cooper				
1	Out		1:57.387P	4	1:49.864		1:49.864
2	13:20.199		15:10.001	5	1:49.011		1:49.011
3	1:48.784		1:48.784	6	1:48.484		1:48.484
77	Jason GREATREX		Mini Cooper S				
1	Out		2:00.078	5	1:44.120		1:44.120
2	1:50.622		1:50.622P	6	1:42.711		1:42.711
3	13:43.533		13:43.533	7	1:42.454		1:42.454
4	1:45.093		1:45.093	8			
95	Andrew LANGDELL		Mini Cooper				
1	Out		1:55.391P	4	1:51.138		1:51.138
2	14:12.619		14:12.619	5	1:53.071		1:53.071
3	1:52.150		1:52.150	6	1:50.022		1:50.022

MINI CHALLENGE

QUALIFYING - CLASSIFICATION

POS	NO	CL	NAME	ENTRY	TIME	ON	LAPS	GAP	DIFF	MPH
1	70	S	Oli MORTIMER	Mini Cooper S	1:39.274	5	9			81.95
2	12	S	Jack STANFORD	Mini Cooper S	1:39.353	5	9	0.079	0.079	81.88
3	4	S	Stewart LINES	Mini Cooper S	1:39.791	5	9	0.517	0.438	81.53
4	2	S	Peter BUDD	Mini Cooper S	1:39.909	5	9	0.635	0.118	81.43
5	69	S	Garry MEIKLE	Mini Cooper S	1:39.974	3	9	0.700	0.065	81.38
6	24	S	James BLYTH	Mini Cooper S	1:39.975	5	8	0.701	0.001	81.37
7	6	S	Jake PACKUN	Mini Cooper S	1:40.003	3	8	0.729	0.028	81.35
8	16	S	Nathan COULTER	Mini Cooper S	1:40.449	7	9	1.175	0.446	80.99
9	77	S	Jason GREATREX	Mini Cooper S	1:40.816	5	9	1.542	0.367	80.70
10	51	S	Gavin BRISTOW	Mini Cooper	1:40.914	3	9	1.640	0.098	80.62
11	19	S	Andy BEEVER	Mini Cooper S	1:40.930	3	9	1.656	0.016	80.60
12	44	S	Allen JACKSON	Mini Cooper S	1:41.175	7	8	1.901	0.245	80.41
13	17	S	Alex FERGUSON	Mini Cooper S	1:41.338	8	8	2.064	0.163	80.28
14	40	S	Matt CAMPBELL	Mini Cooper S	1:41.658	6	9	2.384	0.320	80.03
15	11	S	Lee PATTISON	Mini Cooper S	1:42.144	2	2	2.870	0.486	79.65
16	8	S	Pedro del CAMPO	Mini Cooper S	1:42.771	7	8	3.497	0.627	79.16
17	20	CL	Graham PARSONS	Mini Cooper	1:47.911	7	8	8.637	5.140	75.39
18	21	CL	Jenny RYAN	Mini Cooper	1:48.660	8	8	9.386	0.749	74.87
19	10	CL	Michelle NIXON	Mini Cooper	1:48.910	5	8	9.636	0.250	74.70
20	31	CL	Keith ISSATT	Mini Cooper	1:48.950	5	8	9.676	0.040	74.67
21	74	CL	Gary KOUNNIS	Mini Cooper	1:48.991	5	8	9.717	0.041	74.64
22	27	CL	Nick JONES	Mini Cooper	1:49.150	5	7	9.876	0.159	74.53
23	95	CL	Andrew LANGDELL	Mini Cooper	1:49.871	6	8	10.597	0.721	74.05
24	33	CL	John BATES	Mini Cooper	1:49.987	6	8	10.713	0.116	73.97
25	13	CL	Nik ROCHEZ	Mini Cooper	1:50.204	8	8	10.930	0.217	73.82
26	42	CL	Dawn BOYD	Mini Cooper	1:50.328	8	8	11.054	0.124	73.74
27	23	CL	Amanda JOHNSON	Mini Cooper	1:51.420	8	8	12.146	1.092	73.02
28	18	CL	Sarah PARSONS	Mini Cooper	1:51.697	8	8	12.423	0.277	72.83
29	35	CL	Josh WADDINGTON	Mini Cooper	1:52.220	7	8	12.946	0.523	72.50
30	25	CL	Laura WADDINGTON	Mini Cooper	2:13.552	4	5	34.278	21.332	60.91
31	9	S	Michael JONES	Mini Cooper S	2:33.564	2	4	54.290	20.012	52.98

Weather / Track : Cloudy / Damp

These results are provisional until the conclusion of any judicial and technical matters.

Oulton Island
Circuit Length = 2.2600 miles
Start: 12:47 End: 13:05

Clerk of Course :	Timekeeper :
-------------------	--------------

MINI CHALLENGE

QUALIFYING - CLASSIFICATION AMENDED

POS	NO	CL	NAME	ENTRY	TIME	ON	LAPS	GAP	DIFF	MPH
1	70	S	Oli MORTIMER	Mini Cooper S	1:39.274	5	9			81.95
2	4	S	Stewart LINES	Mini Cooper S	1:39.791	5	9	0.517	0.517	81.53
3	2	S	Peter BUDD	Mini Cooper S	1:39.909	5	9	0.635	0.118	81.43
4	69	S	Garry MEIKLE	Mini Cooper S	1:39.974	3	9	0.700	0.065	81.38
5	24	S	James BLYTH	Mini Cooper S	1:39.975	5	8	0.701	0.001	81.37
6	6	S	Jake PACKUN	Mini Cooper S	1:40.003	3	8	0.729	0.028	81.35
7	16	S	Nathan COULTER	Mini Cooper S	1:40.449	7	9	1.175	0.446	80.99
8	77	S	Jason GREATREX	Mini Cooper S	1:40.816	5	9	1.542	0.367	80.70
9	51	S	Gavin BRISTOW	Mini Cooper	1:40.914	3	9	1.640	0.098	80.62
10	19	S	Andy BEEVER	Mini Cooper S	1:40.930	3	9	1.656	0.016	80.60
11	44	S	Allen JACKSON	Mini Cooper S	1:41.175	7	8	1.901	0.245	80.41
12	17	S	Alex FERGUSON	Mini Cooper S	1:41.338	8	8	2.064	0.163	80.28
13	40	S	Matt CAMPBELL	Mini Cooper S	1:41.658	6	9	2.384	0.320	80.03
14	11	S	Lee PATTISON	Mini Cooper S	1:42.144	2	2	2.870	0.486	79.65
15	8	S	Pedro del CAMPO	Mini Cooper S	1:42.771	7	8	3.497	0.627	79.16
16	20	CL	Graham PARSONS	Mini Cooper	1:47.911	7	8	8.637	5.140	75.39
17	21	CL	Jenny RYAN	Mini Cooper	1:48.660	8	8	9.386	0.749	74.87
18	10	CL	Michelle NIXON	Mini Cooper	1:48.910	5	8	9.636	0.250	74.70
19	31	CL	Keith ISSATT	Mini Cooper	1:48.950	5	8	9.676	0.040	74.67
20	74	CL	Gary KOUNNIS	Mini Cooper	1:48.991	5	8	9.717	0.041	74.64
21	27	CL	Nick JONES	Mini Cooper	1:49.150	5	7	9.876	0.159	74.53
22	95	CL	Andrew LANGDELL	Mini Cooper	1:49.871	6	8	10.597	0.721	74.05
23	33	CL	John BATES	Mini Cooper	1:49.987	6	8	10.713	0.116	73.97
24	13	CL	Nik ROCHEZ	Mini Cooper	1:50.204	8	8	10.930	0.217	73.82
25	42	CL	Dawn BOYD	Mini Cooper	1:50.328	8	8	11.054	0.124	73.74
26	23	CL	Amanda JOHNSON	Mini Cooper	1:51.420	8	8	12.146	1.092	73.02
27	18	CL	Sarah PARSONS	Mini Cooper	1:51.697	8	8	12.423	0.277	72.83
28	35	CL	Josh WADDINGTON	Mini Cooper	1:52.220	7	8	12.946	0.523	72.50
29	25	CL	Laura WADDINGTON	Mini Cooper	2:13.552	4	5	34.278	21.332	60.91
30	9	S	Michael JONES	Mini Cooper S	2:33.564	2	4	54.290	20.012	52.98

QUALIFICATION MAXIMA (0% of 0.000) = 0.000

DQ	12	S	Jack STANFORD	Mini Cooper S			9			
----	----	---	---------------	---------------	--	--	---	--	--	--

Car 12 excluded from results following post practice checks 5.14.1

Weather / Track : Cloudy / Damp

These results are provisional until the conclusion of any judicial and technical matters.

Oulton Island
Circuit Length = 2.2600 miles
Start: 12:47 End: 13:05

Clerk of Course :		Timekeeper :	
-------------------	--	--------------	--

MINI CHALLENGE

QUALIFYING - Lap Times

1	Gareth NIXON		Mini Cooper			
2	Peter BUDD		Mini Cooper S			
1	Out		1:49.436	6	1:44.712	1:44.712
2	1:41.773		1:41.773	7	1:40.178	1:40.178
3	1:40.791		1:40.791	8	2:01.276	2:01.276
4	1:42.325		1:42.325	9	1:46.877	1:46.877
5	1:39.909		1:39.909	10		
4	Stewart LINES		Mini Cooper S			
1	Out		1:46.876	6	1:40.766	1:40.766
2	1:41.480		1:41.480	7	1:41.018	1:41.018
3	1:41.100		1:41.100	8	1:41.833	1:41.833
4	1:41.268		1:41.268	9	1:40.612	1:40.612
5	1:39.791		1:39.791	10		
6	Jake PACKUN		Mini Cooper S			
1	Out		1:44.184	5	1:40.185	1:40.185
2	1:40.422		1:40.422	6	1:40.337	1:40.337
3	1:40.003		1:40.003	7	1:42.324	1:42.324
4	1:40.274		1:40.274	8	1:46.447	1:46.447
8	Pedro del CAMPO		Mini Cooper S			
1	Out		1:50.275	5	1:42.861	1:42.861
2	1:46.262		1:46.262	6	1:42.803	1:42.803
3	1:43.182		1:43.182	7	1:42.771	1:42.771
4	1:42.998		1:42.998	8	1:47.657	1:47.657
9	Michael JONES		Mini Cooper S			
1	Out		2:08.814	3	2:59.592	2:59.592
2	2:33.564		2:33.564	4		3:06.591P
10	Michelle NIXON		Mini Cooper			
1	Out		1:48.803	5	1:48.910	1:48.910
2	1:59.229		1:59.229	6	1:49.746	1:49.746
3	1:49.730		1:49.730	7	1:51.070	1:51.070
4	1:50.262		1:50.262	8	1:51.287	1:51.287
11	Lee PATTISON		Mini Cooper S			
1	Out		1:43.164	2	1:42.144	1:42.144
12	Jack STANFORD		Mini Cooper S			
1	Out		1:47.818	6	1:48.135	1:48.135
2	1:40.295		1:40.295	7	1:41.835	1:41.835
3	1:40.247		1:40.247	8	1:44.131	1:44.131
4	1:43.915		1:43.915	9	1:41.648	1:41.648
5	1:39.353		1:39.353	10		
13	Nik ROCHEZ		Mini Cooper			
1	Out		1:56.111	5	1:50.961	1:50.961
2	1:53.849		1:53.849	6	1:52.890	1:52.890
3	1:52.173		1:52.173	7	1:54.251	1:54.251
4	1:50.983		1:50.983	8	1:50.204	1:50.204
16	Nathan COULTER		Mini Cooper S			
1	Out		1:49.394	6	1:40.656	1:40.656
2	1:43.709		1:43.709	7	1:40.449	1:40.449
3	1:40.868		1:40.868	8	1:44.340	1:44.340
4	1:43.201		1:43.201	9	1:40.957	1:40.957
5	1:41.883		1:41.883	10		

Oulton Island
 Circuit Length = 2.2600 miles
 Start: 12:47 End: 13:05

MINI CHALLENGE

QUALIFYING - Lap Times

17	Alex FERGUSON		Mini Cooper S			
1	Out		2:03.209	5	Out	2:16.365
2	1:43.882		1:43.882	6	1:41.522	1:41.522
3	1:43.427		1:43.427	7	1:41.562	1:41.562
4			1:51.418P	8	1:41.338	1:41.338
18	Sarah PARSONS		Mini Cooper			
1	Out		1:57.835	5	1:53.494	1:53.494
2	1:53.188		1:53.188	6	1:52.344	1:52.344
3	1:52.517		1:52.517	7	1:52.046	1:52.046
4	1:52.234		1:52.234	8	1:51.697	1:51.697
19	Andy BEEVER		Mini Cooper S			
1	Out		1:49.534	6	1:42.527	1:42.527
2	1:42.179		1:42.179	7	1:41.267	1:41.267
3	1:40.930		1:40.930	8	1:41.452	1:41.452
4	1:41.725		1:41.725	9	1:41.466	1:41.466
5	1:41.012		1:41.012	10		
20	Graham PARSONS		Mini Cooper			
1	Out		1:52.060	5	2:11.318	2:11.318
2	1:49.219		1:49.219	6	1:56.599	1:56.599
3	1:56.785		1:56.785	7	1:47.911	1:47.911
4	1:48.135		1:48.135	8	1:51.739	1:51.739
21	Jenny RYAN		Mini Cooper			
1	Out		1:58.504	5	1:48.761	1:48.761
2	1:52.868		1:52.868	6	1:49.018	1:49.018
3	1:49.665		1:49.665	7	1:49.121	1:49.121
4	1:48.663		1:48.663	8	1:48.660	1:48.660
23	Amanda JOHNSON		Mini Cooper			
1	Out		1:57.502	5	1:51.839	1:51.839
2	1:53.799		1:53.799	6	1:55.922	1:55.922
3	1:52.592		1:52.592	7	1:52.070	1:52.070
4	1:51.483		1:51.483	8	1:51.420	1:51.420
24	James BLYTH		Mini Cooper S			
1	Out		2:00.100	5	1:39.975	1:39.975
2	1:40.993		1:40.993	6	1:40.716	1:40.716
3	1:41.252		1:41.252	7	1:40.328	1:40.328
4	1:40.847		1:40.847	8	1:40.102	1:40.102P
25	Laura WADDINGTON		Mini Cooper			
1	Out		2:17.040	4	2:13.552	2:13.552
2	2:24.864		2:24.864	5		2:20.703P
3	2:21.674		2:21.674	6		
27	Nick JONES		Mini Cooper			
1	Out		1:51.841	5	1:49.150	1:49.150
2	1:49.840		1:49.840	6		1:55.400P
3	1:56.029		1:56.029	7	Out	3:21.459
4	1:50.452		1:50.452	8		
31	Keith ISSATT		Mini Cooper			
1	Out		1:54.521	5	1:48.950	1:48.950
2	1:50.486		1:50.486	6	1:50.547	1:50.547
3	1:49.421		1:49.421	7	1:49.878	1:49.878
4	1:49.919		1:49.919	8	1:50.958	1:50.958
33	John BATES		Mini Cooper			
1	Out		2:04.100	5	1:50.985	1:50.985

Oulton Island
 Circuit Length = 2.2600 miles
 Start: 12:47 End: 13:05

MINI CHALLENGE

QUALIFYING - Lap Times

2	1:56.635		1:56.635	6	1:49.987		1:49.987
3	1:53.529		1:53.529	7	1:51.210		1:51.210
4	1:53.913		1:53.913	8	1:50.435		1:50.435
35	Josh WADDINGTON		Mini Cooper				
1	Out		1:56.607	5	1:58.894		1:58.894
2	1:54.395		1:54.395	6	1:54.568		1:54.568
3	1:53.244		1:53.244	7	1:52.220		1:52.220
4	1:52.854		1:52.854	8	1:53.674		1:53.674
40	Matt CAMPBELL		Mini Cooper S				
1	Out		1:49.408	6	1:41.658		1:41.658
2	1:49.503		1:49.503	7	1:41.780		1:41.780
3	1:42.355		1:42.355	8	1:41.971		1:41.971
4	1:42.876		1:42.876	9	1:42.480		1:42.480
5	1:42.624		1:42.624	10			
42	Dawn BOYD		Mini Cooper				
1	Out		1:58.538	5	1:52.270		1:52.270
2	1:52.841		1:52.841	6	1:50.970		1:50.970
3	1:51.816		1:51.816	7	1:51.622		1:51.622
4	1:51.270		1:51.270	8	1:50.328		1:50.328
44	Allen JACKSON		Mini Cooper S				
1	Out		1:50.380	5	1:41.178		1:41.178
2	1:45.125		1:45.125	6	1:41.760		1:41.760
3	1:42.731		1:42.731	7	1:41.175		1:41.175
4	1:42.299		1:42.299	8			1:47.238P
51	Gavin BRISTOW		Mini Cooper				
1	Out		1:44.741	6	1:42.857		1:42.857
2	1:41.553		1:41.553	7	1:43.338		1:43.338
3	1:40.914		1:40.914	8	1:42.754		1:42.754
4	1:41.333		1:41.333	9	1:41.984		1:41.984
5	1:41.324		1:41.324	10			
69	Garry MEIKLE		Mini Cooper S				
1	Out		1:48.225	6	1:42.076		1:42.076
2	1:41.538		1:41.538	7	1:43.464		1:43.464
3	1:39.974		1:39.974	8	1:42.412		1:42.412
4	1:41.145		1:41.145	9	1:40.499		1:40.499
5	1:40.012		1:40.012	10			
70	Oli MORTIMER		Mini Cooper S				
1	Out		1:45.479	6	1:42.809		1:42.809
2	1:42.907		1:42.907	7	1:47.289		1:47.289
3	1:39.964		1:39.964	8	1:52.445		1:52.445
4	1:41.021		1:41.021	9	1:40.281		1:40.281
5	1:39.274		1:39.274	10			
74	Gary KOUNNIS		Mini Cooper				
1	Out		1:48.445	5	1:48.991		1:48.991
2	1:49.512		1:49.512	6	1:49.391		1:49.391
3	1:50.325		1:50.325	7	1:49.101		1:49.101
4	1:50.515		1:50.515	8	1:50.707		1:50.707
77	Jason GREATREX		Mini Cooper S				
1	Out		1:49.421	6	1:41.395		1:41.395
2	1:44.153		1:44.153	7	1:40.949		1:40.949
3	1:41.962		1:41.962	8	1:41.757		1:41.757
4	1:41.160		1:41.160	9	1:40.955		1:40.955
5	1:40.816		1:40.816	10			

Oulton Island
 Circuit Length = 2.2600 miles
 Start: 12:47 End: 13:05


MINI CHALLENGE
QUALIFYING - Lap Times

95		Andrew LANGDELL		Mini Cooper	
1	Out		1:56.323	5	1:58.559
2	1:55.474		1:55.474	6	1:49.871
3	1:51.789		1:51.789	7	1:50.786
4	1:50.507		1:50.507	8	1:50.930

Oulton Island
 Circuit Length = 2.2600 miles
 Start: 12:47 End: 13:05

MINI CHALLENGE

RACE 4 (1st Race) - GRID - Amended

ROW 16	12	Jack STANFORD		
ROW 15	25	2:13.552 Laura WADDINGTON	9	2:33.564 Michael JONES
ROW 14	18	1:51.697 Sarah PARSONS	35	1:52.220 Josh WADDINGTON
ROW 13	42	1:50.328 Dawn BOYD	23	1:51.420 Amanda JOHNSON
ROW 12	33	1:49.987 John BATES	13	1:50.204 Nik ROCHEZ
ROW 11	27	1:49.150 Nick JONES	95	1:49.871 Andrew LANGDELL
ROW 10	31	1:48.950 Keith ISSATT	74	1:48.991 Gary KOUNNIS
ROW 9	21	1:48.660 Jenny RYAN	10	1:48.910 Michelle NIXON
ROW 8	8	1:42.771 Pedro del CAMPO	20	1:47.911 Graham PARSONS
ROW 7	40	1:41.658 Matt CAMPBELL	11	1:42.144 Lee PATTISON
ROW 6	44	1:41.175 Allen JACKSON	17	1:41.338 Alex FERGUSON
ROW 5	51	1:40.914 Gavin BRISTOW	19	1:40.930 Andy BEEVER
ROW 4	16	1:40.449 Nathan COULTER	77	1:40.816 Jason GREATREX
ROW 3	24	1:39.975 James BLYTH	6	1:40.003 Jake PACKUN
ROW 2	2	1:39.909 Peter BUDD	69	1:39.974 Garry MEIKLE
ROW 1	70	1:39.274 Oli MORTIMER	4	1:39.791 Stewart LINES
Pole				
				

Oulton Island
Circuit Length = 2.2600 miles

These results are provisional until the conclusion of any judicial and technical matters.

Clerk of Course :

Timekeeper :

MINI CHALLENGE

RACE 4 (1st Race) - CLASSIFICATION

POS	NO	CL	NAME	ENTRY	LAPS	TIME	GAP	DIFF	MPH	BEST	ON
1	70	S	Oli MORTIMER	Mini Cooper S	9	15:09.977			80.46	1:39.285	3
2	77	S	Jason GREATREX	Mini Cooper S	9	15:13.337	3.360	3.360	80.17	1:39.793	5
3	2	S	Peter BUDD	Mini Cooper S	9	15:15.087	5.110	1.750	80.01	1:39.466	7
4	11	S	Lee PATTISON	Mini Cooper S	9	15:15.375	5.398	0.288	79.99	1:39.611	5
5	69	S	Garry MEIKLE	Mini Cooper S	9	15:15.638	5.661	0.263	79.97	1:39.583	5
6	16	S	Nathan COULTER	Mini Cooper S	9	15:15.894	5.917	0.256	79.94	1:39.571	5
7	19	S	Andy BEEVER	Mini Cooper S	9	15:22.309	12.332	6.415	79.39	1:40.350	5
8	17	S	Alex FERGUSSON	Mini Cooper S	9	15:27.231	17.254	4.922	78.97	1:40.426	8
9	12	S	Jack STANFORD	Mini Cooper S	9	15:28.968	18.991	1.737	78.82	1:39.707	4
10	24	S	James BLYTH	Mini Cooper S	9	15:31.003	21.026	2.035	78.65	1:40.165	6
11	8	S	Pedro del CAMPO	Mini Cooper S	9	15:34.452	24.475	3.449	78.35	1:41.526	6
12	40	S	Matt CAMPBELL	Mini Cooper S	9	15:35.119	25.142	0.667	78.30	1:41.522	6
13	6	S	Jake PACKUN	Mini Cooper S	9	15:44.889	34.912	9.770	77.49	1:40.608	4
14	51	S	Gavin BRISTOW	Mini Cooper	9	15:51.486	41.509	6.597	76.95	1:40.724	7
15	9	S	Michael JONES	Mini Cooper S	9	16:07.747	57.770	16.261	75.66	1:44.224	4
16	4	S	Stewart LINES	Mini Cooper S	9	16:07.758	57.781	0.011	75.66	1:39.740	3
17	21	CL	Jenny RYAN	Mini Cooper	9	16:34.510	1:24.533	26.752	73.62	1:48.290	6
18	74	CL	Gary KOUNNIS	Mini Cooper	9	16:34.962	1:24.985	0.452	73.59	1:48.351	6
19	13	CL	Nik ROCHEZ	Mini Cooper	8	15:11.278	1 lap	1 lap	71.42	1:50.847	8
20	27	CL	Nick JONES	Mini Cooper	8	15:11.779	1 lap	0.501	71.38	1:48.553	4
21	42	CL	Dawn BOYD	Mini Cooper	8	15:12.209	1 lap	0.430	71.35	1:50.708	3
22	33	CL	John BATES	Mini Cooper	8	15:12.733	1 lap	0.524	71.31	1:50.468	4
23	18	CL	Sarah PARSONS	Mini Cooper	8	15:13.582	1 lap	0.849	71.24	1:50.434	4
24	23	CL	Amanda JOHNSON	Mini Cooper	8	15:15.019	1 lap	1.437	71.13	1:50.352	7
25	35	CL	Josh WADDINGTON	Mini Cooper	8	15:19.827	1 lap	4.808	70.76	1:50.997	6
26	10	CL	Michelle NIXON	Mini Cooper	8	15:33.328	1 lap	13.501	69.73	1:51.825	4
27	95	CL	Andrew LANGDELL	Mini Cooper	8	15:33.805	1 lap	0.477	69.70	1:49.878	5
28	25	CL	Laura WADDINGTON	Mini Cooper	8	16:22.260	1 lap	48.455	66.26	1:58.476	8
29	20	CL	Graham PARSONS	Mini Cooper	7	15:42.139	2 laps	1 lap	60.44	1:48.756	5
NOT CLASSIFIED											
DNF	31	CL	Keith ISSATT	Mini Cooper	0						
FASTEST LAP											
21	CL	Jenny RYAN	Mini Cooper	6	1:48.290		75.13 mph		120.91 kph		
70	S	Oli MORTIMER	Mini Cooper S	3	1:39.285		81.94 mph		131.87 kph		

Weather / Track : Cloudy / Dry

These results are provisional until the conclusion of any judicial and technical matters.

Oulton Island
Circuit Length = 2.2600 miles
Start: 09:53 End: 10:10

Clerk of Course :

Timekeeper :

MINI CHALLENGE

RACE 4 (1st Race) - LAP CHART

Lap 1			Lap 2			Lap 3			Lap 4			Lap 5		
No	Behind	Laptime	No	Behind	Laptime	No	Behind	Laptime	No	Behind	Laptime	No	Behind	Laptime
70		1:46.274	70		1:39.959	70		1:39.285	70		1:39.836	70		1:39.718
69	2.809	1:49.083	69	3.248	1:40.398	69	3.762	1:39.799	69	4.245	1:40.319	69	4.110	1:39.583
77	3.210	1:49.484	77	3.769	1:40.518	77	4.323	1:39.839	77	4.650	1:40.163	77	4.725	1:39.793
4	3.784	1:50.058	4	4.389	1:40.564	4	4.844	1:39.740	4	5.209	1:40.201	4	5.347	1:39.856
16	5.380	1:51.654	16	5.815	1:40.394	16	6.824	1:40.294	2	7.567	1:40.255	2	7.618	1:39.769
2	6.191	1:52.465	2	6.329	1:40.097	2	7.148	1:40.104	11	8.066	1:40.065	11	7.959	1:39.611
6	6.671	1:52.945	11	7.273	1:40.148	11	7.837	1:39.849	16	8.394	1:41.406	16	8.247	1:39.571
11	7.084	1:53.358	6	7.858	1:41.146	6	9.285	1:40.712	6	10.057	1:40.608	6	11.088	1:40.749
19	7.647	1:53.921	19	9.020	1:41.332	19	10.948	1:41.213	19	12.147	1:41.035	19	12.779	1:40.350
17	8.281	1:54.555	17	10.341	1:42.019	17	12.638	1:41.582	17	15.523	1:42.721	17	17.751	1:41.946
8	8.779	1:55.053	8	11.424	1:42.604	8	14.267	1:42.128	8	16.387	1:41.956	8	18.833	1:42.164
40	8.992	1:55.266	40	12.019	1:42.986	40	14.832	1:42.098	40	16.683	1:41.687	40	19.209	1:42.244
74	14.807	2:01.081	24	19.352	1:42.287	24	21.192	1:41.125	12	21.802	1:39.707	12	22.118	1:40.034
21	15.245	2:01.519	12	21.290	1:43.120	12	21.931	1:39.926	24	21.962	1:40.606	24	22.445	1:40.201
10	15.991	2:02.265	74	24.027	1:49.179	9	30.416	1:45.273	9	34.804	1:44.224	9	40.495	1:45.409
27	16.327	2:02.601	21	24.356	1:49.070	74	35.237	1:50.495	51	40.475	1:41.181	51	41.982	1:41.225
24	17.024	2:03.298	9	24.428	1:46.831	21	35.437	1:50.366	74	45.386	1:49.985	21	54.989	1:49.175
9	17.556	2:03.830	13	34.832	1:55.905	51	39.130	1:41.966	21	45.532	1:49.931	74	55.280	1:49.612
12	18.129	2:04.403	51	36.449	1:53.573	13	47.725	1:52.178	13	1:00.442	1:52.553	13	1:12.276	1:51.552
13	18.886	2:05.160	42	36.931	1:57.243	42	48.354	1:50.708	42	1:00.681	1:52.163	42	1:12.955	1:51.992
42	19.647	2:05.921	33	38.440	1:56.792	33	50.824	1:51.669	33	1:01.456	1:50.468	33	1:13.572	1:51.834
33	21.607	2:07.881	18	39.462	1:57.172	18	51.383	1:51.206	18	1:01.981	1:50.434	18	1:13.969	1:51.706
18	22.249	2:08.523	10	39.514	2:03.482	23	52.637	1:52.105	23	1:03.854	1:51.053	27	1:14.311	1:49.557
51	22.835	2:09.109	23	39.817	1:55.222	35	53.994	1:53.114	27	1:04.472	1:48.553	23	1:16.133	1:51.997
23	24.554	2:10.828	35	40.165	1:54.947	27	55.755	1:51.799	35	1:06.159	1:52.001	35	1:17.877	1:51.436
35	25.177	2:11.451	27	43.241	2:06.873	10	56.210	1:55.981	10	1:08.199	1:51.825	20	1:28.673	1:49.249
25	31.382	2:17.656	25	55.938	2:04.515	20	1:09.998	1:52.633	20	1:19.142	1:48.980	10	1:30.055	2:01.574
95	46.734	2:33.008	20	56.650	4:22.883	95	1:12.707	1:52.902	95	1:23.062	1:50.191	95	1:33.222	1:49.878
			95	59.090	1:52.315	25	1:18.164	2:01.511	25	1:39.445	2:01.117			

Oulton Island
Circuit Length = 2.2600 miles
Start: 09:53 End: 10:10


MINI CHALLENGE

RACE 4 (1st Race) - LAP CHART

Lap 6			Lap 7			Lap 8			Lap 9		
No	Behind	Laptime	No	Behind	Laptime	No	Behind	Laptime	No	Behind	Laptime
70		1:40.409	70		1:40.653	70		1:40.131	70		1:43.712
77	5.779	1:41.463	10	2.131	1:53.138	77	5.633	1:40.352	13	1.301	1:50.847
4	6.602	1:41.664	95	2.689	1:50.529	4	6.282	1:40.335	27	1.802	1:51.219
69	6.759	1:43.058	77	5.412	1:40.286	2	6.574	1:40.407	42	2.232	1:51.206
2	7.485	1:40.276	4	6.078	1:40.129	69	6.837	1:40.329	33	2.756	1:51.430
11	7.788	1:40.238	2	6.298	1:39.466	11	7.177	1:40.119	77	3.360	1:41.439
16	8.141	1:40.303	69	6.639	1:40.533	16	7.894	1:40.677	18	3.605	1:51.889
6	11.960	1:41.281	11	7.189	1:40.054	6	14.302	1:41.846	23	5.042	1:52.606
19	14.379	1:42.009	16	7.348	1:39.860	19	14.516	1:40.369	2	5.110	1:42.248
17	18.652	1:41.310	6	12.587	1:41.280	10	14.849	1:52.849	11	5.398	1:41.933
25	19.385	2:00.067	19	14.278	1:40.552	95	15.127	1:52.569	69	5.661	1:42.536
8	19.950	1:41.526	17	19.571	1:41.572	17	19.866	1:40.426	16	5.917	1:41.735
40	20.322	1:41.522	12	22.114	1:41.067	20	20.832	2:04.596	35	9.850	1:53.958
12	21.700	1:39.991	8	22.267	1:42.970	12	21.833	1:39.850	19	12.332	1:41.528
24	22.201	1:40.165	40	22.537	1:42.868	24	24.490	1:41.948	17	17.254	1:41.100
51	42.800	1:41.227	24	22.673	1:41.125	40	26.001	1:43.595	12	18.991	1:40.870
9	45.611	1:45.525	25	38.156	1:59.424	8	26.636	1:44.500	24	21.026	1:40.248
21	1:02.870	1:48.290	51	42.871	1:40.724	51	44.235	1:41.495	10	23.351	1:52.214
74	1:03.222	1:48.351	9	49.441	1:44.483	9	55.463	1:46.153	95	23.828	1:52.413
13	1:23.086	1:51.219	21	1:10.918	1:48.701	25	57.519	1:59.494	8	24.475	1:41.551
27	1:23.959	1:50.057	74	1:11.196	1:48.627	21	1:19.588	1:48.801	40	25.142	1:42.853
42	1:24.012	1:51.466	13	1:34.297	1:51.864	74	1:20.006	1:48.941	20	32.162	1:55.042
33	1:24.644	1:51.481	27	1:34.426	1:51.120				6	34.912	2:04.322
18	1:25.414	1:51.854	42	1:34.869	1:51.510				51	41.509	1:40.986
23	1:26.580	1:50.856	33	1:35.169	1:51.178				9	57.770	1:46.019
35	1:28.465	1:50.997	18	1:35.559	1:50.798				4	57.781	2:35.211
20	1:37.020	1:48.756	23	1:36.279	1:50.352				25	1:12.283	1:58.476
			35	1:39.735	1:51.923				21	1:24.533	1:48.657
									74	1:24.985	1:48.691

MINI CHALLENGE

RACE 9 (2nd Race) - GRID

ROW 16	12 Jack STANFORD	11 Lee PATTISON
ROW 15	9 Michael JONES	25 Laura WADDINGTON
ROW 14	35 Josh WADDINGTON	18 Sarah PARSONS
ROW 13	23 Amanda JOHNSON	42 Dawn BOYD
ROW 12	13 Nik ROCHEZ	95 Andrew LANGDELL
ROW 11	33 John BATES	27 Nick JONES
ROW 10	10 Michelle NIXON	31 Keith ISSATT
ROW 9	74 Gary KOUNNIS	21 Jenny RYAN
ROW 8	20 Graham PARSONS	8 Pedro del CAMPO
ROW 7	40 Matt CAMPBELL	17 Alex FERGUSON
ROW 6	51 Gavin BRISTOW	44 Allen JACKSON
ROW 5	19 Andy BEEVER	77 Jason GREATREX
ROW 4	16 Nathan COULTER	4 Stewart LINES
ROW 3	6 Jake PACKUN	2 Peter BUDD
ROW 2	24 James BLYTH	69 Garry MEIKLE
ROW 1	70 Oli MORTIMER	
	Pole	
		

Oulton Island
Circuit Length = 2.2600 miles

These results are provisional until the conclusion of any judicial and technical matters.

Clerk of Course :

Timekeeper :

MINI CHALLENGE

RACE 9 (2nd Race) - GRID AMENDED

ROW 15	11	Lee PATTISON
ROW 14	25	Laura WADDINGTON
ROW 13	18	Sarah PARSONS
ROW 12	42	Dawn BOYD
ROW 11	95	Andrew LANGDELL
ROW 10	27	Nick JONES
ROW 9	31	Keith ISSATT
ROW 8	21	Jenny RYAN
ROW 7	8	Pedro del CAMPO
ROW 6	17	Alex FERGUSON
ROW 5	19	Andy BEEVER
ROW 4	16	Nathan COULTER
ROW 3	6	Jake PACKUN
ROW 2	24	James BLYTH
ROW 1	70	Oli MORTIMER

12	Jack STANFORD
9	Michael JONES
35	Josh WADDINGTON
23	Amanda JOHNSON
13	Nik ROCHEZ
33	John BATES
10	Michelle NIXON
74	Gary KOUNNIS
20	Graham PARSONS
40	Matt CAMPBELL
51	Gavin BRISTOW
77	Jason GREATREX
4	Stewart LINES
2	Peter BUDD
69	Garry MEIKLE

Pole

Car 44 Withdrawn

Oulton Island
Circuit Length = 2.2600 miles

These results are provisional until the conclusion of any judicial and technical matters.

Clerk of Course :

Timekeeper :

MINI CHALLENGE

RACE 9 (2nd Race) - CLASSIFICATION

POS	NO	CL	NAME	ENTRY	LAPS	TIME	GAP	DIFF	MPH	BEST	ON
1	70	S	Oli MORTIMER	Mini Cooper S	17	30:52.037			74.68	1:40.049	5
2	69	S	Garry MEIKLE	Mini Cooper S	17	30:55.694	3.657	3.657	74.53	1:40.378	7
3	2	S	Peter BUDD	Mini Cooper S	17	30:56.071	4.034	0.377	74.51	1:40.093	6
4	24	S	James BLYTH	Mini Cooper S	17	30:56.348	4.311	0.277	74.50	1:40.170	17
5	77	S	Jason GREATREX	Mini Cooper S	17	31:00.162	8.125	3.814	74.35	1:40.448	11
6	6	S	Jake PACKUN	Mini Cooper S	17	31:03.193	11.156	3.031	74.23	1:39.596	5
7	11	S	Lee PATTISON	Mini Cooper S	17	31:08.589	16.552	5.396	74.01	1:40.269	8
8	4	S	Stewart LINES	Mini Cooper S	17	31:14.100	22.063	5.511	73.80	1:39.654	5
9	51	S	Gavin BRISTOW	Mini Cooper	17	31:16.553	24.516	2.453	73.70	1:41.209	3
10	17	S	Alex FERGUSSON	Mini Cooper S	17	31:17.407	25.370	0.854	73.67	1:41.158	6
11	16	S	Nathan COULTER	Mini Cooper S	17	31:27.720	35.683	10.313	73.26	1:41.076	5
12	8	S	Pedro del CAMPO	Mini Cooper S	17	31:30.698	38.661	2.978	73.15	1:41.953	5
13	40	S	Matt CAMPBELL	Mini Cooper S	17	31:34.899	42.862	4.201	72.99	1:42.034	8
14	74	CL	Gary KOUNNIS	Mini Cooper	16	31:16.128	1 lap	1 lap	69.38	1:47.916	5
15	21	CL	Jenny RYAN	Mini Cooper	16	31:27.429	1 lap	11.301	68.96	1:48.371	9
16	31	CL	Keith ISSATT	Mini Cooper	16	31:34.947	1 lap	7.518	68.69	1:48.968	7
17	95	CL	Andrew LANGDELL	Mini Cooper	16	31:46.980	1 lap	12.033	68.26	1:49.872	9
18	33	CL	John BATES	Mini Cooper	16	31:50.857	1 lap	3.877	68.12	1:49.869	9
19	27	CL	Nick JONES	Mini Cooper	16	31:51.790	1 lap	0.933	68.09	1:49.135	7
20	13	CL	Nik ROCHEZ	Mini Cooper	16	31:52.353	1 lap	0.563	68.07	1:49.439	16
21	42	CL	Dawn BOYD	Mini Cooper	16	31:54.875	1 lap	2.522	67.98	1:50.133	8
22	23	CL	Amanda JOHNSON	Mini Cooper	16	32:00.437	1 lap	5.562	67.78	1:50.425	7
23	18	CL	Sarah PARSONS	Mini Cooper	16	32:01.143	1 lap	0.706	67.75	1:50.442	14
24	10	CL	Michelle NIXON	Mini Cooper	16	32:15.590	1 lap	14.447	67.25	1:49.206	7
25	35	CL	Josh WADDINGTON	Mini Cooper	16	32:33.428	1 lap	17.838	66.63	1:51.446	3
26	25	CL	Laura WADDINGTON	Mini Cooper	15	31:16.017	2 laps	1 lap	65.05	1:54.280	13
NOT CLASSIFIED											
DNF	12	S	Jack STANFORD	Mini Cooper S	14	26:09.798	3 laps	1 lap	72.55	1:40.474	3
DNF	20	CL	Graham PARSONS	Mini Cooper	10	20:22.752	7 laps	4 laps	66.53	1:48.482	6
DNF	19	S	Andy BEEVER	Mini Cooper S	9	17:54.061	8 laps	1 lap	68.17	1:40.667	7
DNF	9	S	Michael JONES	Mini Cooper S	7	16:10.573	10 laps	2 laps	58.67	1:44.769	5
FASTEST LAP											
6	S	Jake PACKUN	Mini Cooper S	5	1:39.596	81.68 mph	131.46 kph				
74	CL	Gary KOUNNIS	Mini Cooper	5	1:47.916	75.39 mph	121.33 kph				

Weather / Track : Cloudy / Dry

These results are provisional until the conclusion of any judicial and technical matters.

Oulton Island
Circuit Length = 2.2600 miles
Start: 14:09 End: 14:41

Clerk of Course :

Timekeeper :

MINI CHALLENGE

RACE 9 (2nd Race) - LAP CHART

Lap 1			Lap 2			Lap 3			Lap 4			Lap 5		
No	Behind	Laptime	No	Behind	Laptime	No	Behind	Laptime	No	Behind	Laptime	No	Behind	Laptime
70		3:58.453	70		1:41.928	70		1:40.163	70		1:40.279	70		1:40.049
69	0.091	3:58.544	69	1.291	1:43.128	69	1.571	1:40.443	69	1.864	1:40.572	69	2.417	1:40.602
24	0.283	3:58.736	2	2.656	1:44.242	2	4.268	1:41.775	2	4.381	1:40.392	2	4.489	1:40.157
2	0.342	3:58.795	6	2.886	1:44.376	6	4.581	1:41.858	6	5.384	1:41.082	6	4.931	1:39.596
6	0.438	3:58.891	24	3.401	1:45.046	4	4.771	1:41.266	4	6.254	1:41.762	4	5.859	1:39.654
4	0.750	3:59.203	4	3.668	1:44.846	77	5.422	1:41.335	77	6.447	1:41.304	77	7.421	1:41.023
16	0.774	3:59.227	77	4.250	1:45.047	24	5.595	1:42.357	24	6.651	1:41.335	19	8.361	1:41.214
19	1.114	3:59.567	19	4.786	1:45.600	19	5.753	1:41.130	19	7.196	1:41.722	24	8.408	1:41.806
77	1.131	3:59.584	51	5.137	1:45.383	51	6.183	1:41.209	51	7.624	1:41.720	51	9.011	1:41.436
51	1.682	4:00.135	17	6.713	1:46.891	17	8.229	1:41.679	17	9.697	1:41.747	17	11.197	1:41.549
17	1.750	4:00.203	8	7.619	1:46.750	8	9.649	1:42.193	8	11.801	1:42.431	8	13.705	1:41.953
40	2.504	4:00.957	40	8.267	1:47.691	40	10.211	1:42.107	40	12.274	1:42.342	11	14.156	1:41.067
8	2.797	4:01.250	16	9.146	1:50.300	16	12.028	1:43.045	11	13.138	1:41.000	40	14.941	1:42.716
20	3.307	4:01.760	11	10.363	1:44.347	11	12.417	1:42.217	12	13.548	1:41.295	12	15.119	1:41.620
21	3.651	4:02.104	12	12.221	1:45.765	12	12.532	1:40.474	16	14.210	1:42.461	16	15.237	1:41.076
74	4.284	4:02.737	20	12.548	1:51.169	20	21.041	1:48.656	9	28.000	1:45.527	9	32.720	1:44.769
31	4.598	4:03.051	21	13.403	1:51.680	21	21.836	1:48.596	20	29.584	1:48.822	20	38.054	1:48.519
10	4.835	4:03.288	74	13.578	1:51.222	74	22.492	1:49.077	21	30.114	1:48.557	21	38.471	1:48.406
27	4.940	4:03.393	31	16.341	1:53.671	9	22.752	1:45.804	74	30.928	1:48.715	74	38.795	1:47.916
33	5.032	4:03.485	10	16.754	1:53.847	10	25.955	1:49.364	10	35.079	1:49.403	10	45.039	1:50.009
13	5.987	4:04.440	27	16.915	1:53.903	31	26.474	1:50.296	27	35.971	1:49.326	27	45.259	1:49.337
95	6.280	4:04.733	9	17.111	1:50.763	27	26.924	1:50.172	31	36.201	1:50.006	31	45.677	1:49.525
42	6.604	4:05.057	33	18.444	1:55.340	33	29.914	1:51.633	33	40.787	1:51.152	95	51.030	1:50.050
23	6.650	4:05.103	13	19.155	1:55.096	13	30.230	1:51.238	95	41.029	1:50.775	33	52.074	1:51.336
35	7.664	4:06.117	95	19.697	1:55.345	95	30.533	1:50.999	42	41.701	1:50.537	42	52.507	1:50.855
18	7.742	4:06.195	42	20.119	1:55.443	42	31.443	1:51.487	13	42.042	1:52.091	13	53.132	1:51.139
11	7.944	4:06.397	23	20.506	1:55.784	23	32.118	1:51.775	23	43.016	1:51.177	23	53.876	1:50.909
9	8.276	4:06.729	18	21.189	1:55.375	18	32.876	1:51.850	18	43.674	1:51.077	18	55.186	1:51.561
12	8.384	4:06.837	35	26.282	2:00.546	35	37.565	1:51.446	35	49.445	1:52.159	35	1:01.374	1:51.978
25	8.890	4:07.343	25	28.423	2:01.461	25	45.815	1:57.555	25	1:03.637	1:58.101	25	1:19.525	1:55.937

Oulton Island
 Circuit Length = 2.2600 miles
 Start: 14:09 End: 14:41

MINI CHALLENGE

RACE 9 (2nd Race) - LAP CHART

Lap 6			Lap 7			Lap 8			Lap 9			Lap 10		
No	Behind	Laptime	No	Behind	Laptime	No	Behind	Laptime	No	Behind	Laptime	No	Behind	Laptime
70		1:40.147	70		1:40.314	70		1:41.122	70		1:40.771	70		1:40.903
69	2.685	1:40.415	69	2.749	1:40.378	69	2.748	1:41.121	69	2.486	1:40.509	69	2.797	1:41.214
2	4.435	1:40.093	2	4.353	1:40.232	2	4.973	1:41.742	2	4.821	1:40.619	2	4.752	1:40.834
6	4.665	1:39.881	6	4.573	1:40.222	4	8.246	1:42.519	24	9.119	1:41.037	24	8.591	1:40.375
4	6.771	1:41.059	4	6.849	1:40.392	6	8.384	1:44.933	77	9.455	1:41.718	35	9.135	1:54.132
77	8.231	1:40.957	77	8.871	1:40.954	77	8.508	1:40.759	6	10.368	1:42.755	77	9.363	1:40.811
24	8.824	1:40.563	24	9.224	1:40.714	24	8.853	1:40.751	4	12.550	1:45.075	6	10.176	1:40.711
19	9.829	1:41.615	19	10.182	1:40.667	19	12.394	1:43.334	51	14.032	1:41.700	4	12.696	1:41.049
51	10.406	1:41.542	51	11.645	1:41.553	51	13.103	1:42.580	17	14.562	1:41.838	51	14.785	1:41.656
17	12.208	1:41.158	17	13.099	1:41.205	25	13.184	1:59.538	11	14.823	1:41.378	11	15.512	1:41.592
11	14.970	1:40.961	11	15.069	1:40.413	17	13.495	1:41.518	12	17.870	1:40.671	17	15.657	1:41.998
8	16.488	1:42.930	12	18.325	1:41.917	11	14.216	1:40.269	8	23.780	1:43.022	12	18.291	1:41.324
12	16.722	1:41.750	16	18.571	1:41.883	12	17.970	1:40.767	40	25.927	1:44.375	10	19.634	2:04.260
16	17.002	1:41.912	8	19.545	1:43.371	8	21.529	1:43.106	16	26.093	1:45.072	8	26.306	1:43.429
40	18.765	1:43.971	40	21.411	1:42.960	16	21.792	1:44.343	25	28.168	1:55.755	40	27.613	1:42.589
9	45.592	1:53.019	20	54.975	1:48.900	40	22.323	1:42.034	19	30.835	1:59.212	16	27.785	1:42.595
20	46.389	1:48.482	74	56.350	1:49.374	9	28.118	3:03.962 P	20	1:10.304	1:48.704	25	42.104	1:54.839
21	46.862	1:48.538	21	58.553	1:52.005	20	1:02.371	1:48.518	74	1:11.255	1:48.294	20	1:18.623	1:49.222
74	47.290	1:48.642	10	1:03.265	1:49.206	74	1:03.732	1:48.504	21	1:14.005	1:48.371	74	1:19.099	1:48.747
10	54.373	1:49.481	27	1:03.440	1:49.135	21	1:06.405	1:48.974	27	1:21.230	1:49.258	21	1:21.965	1:48.863
27	54.619	1:49.507	31	1:04.012	1:48.968	27	1:12.743	1:50.425	31	1:21.614	1:49.194	27	1:29.874	1:49.547
31	55.358	1:49.828	95	1:11.187	1:50.180	31	1:13.191	1:50.301	95	1:29.160	1:49.872	31	1:30.433	1:49.722
95	1:01.321	1:50.438	33	1:12.266	1:50.041	95	1:20.059	1:49.994	33	1:30.348	1:49.869	95	1:38.285	1:50.028
33	1:02.539	1:50.612	42	1:13.636	1:51.214	33	1:21.250	1:50.106	42	1:32.175	1:50.299	33	1:39.901	1:50.456
42	1:02.736	1:50.376	13	1:13.979	1:51.070	42	1:22.647	1:50.133	13	1:32.637	1:50.051			
13	1:03.223	1:50.238	23	1:14.700	1:50.425	13	1:23.357	1:50.500	23	1:35.672	1:50.917			
23	1:04.589	1:50.860	18	1:16.493	1:50.682	23	1:25.526	1:51.948	18	1:36.498	1:50.584			
18	1:06.125	1:51.086	35	1:25.330	1:52.402	18	1:26.685	1:51.314						
35	1:13.242	1:52.015				35	1:36.677	1:52.469						
25	1:35.082	1:55.704				10	1:37.048	2:14.905						

Oulton Island
 Circuit Length = 2.2600 miles
 Start: 14:09 End: 14:41

MINI CHALLENGE

RACE 9 (2nd Race) - LAP CHART

Lap 11			Lap 12			Lap 13			Lap 14			Lap 15		
No	Behind	Laptime	No	Behind	Laptime	No	Behind	Laptime	No	Behind	Laptime	No	Behind	Laptime
70		1:41.251	70		1:40.756	70		1:40.803	70		1:41.859	70		1:40.647
42	0.593	1:50.572	69	3.173	1:41.333	69	3.683	1:41.313	74	1.273	1:48.850	69	3.328	1:40.895
13	1.046	1:50.563	2	4.994	1:41.302	2	5.253	1:41.062	69	3.080	1:41.256	2	4.207	1:41.083
69	2.596	1:41.050	95	6.435	1:50.157	27	6.641	1:49.369	2	3.771	1:40.377	24	6.413	1:40.393
2	4.448	1:40.947	24	8.319	1:41.557	31	7.473	1:49.797	24	6.667	1:40.638	77	9.032	1:40.846
23	5.809	1:52.291	33	8.682	1:50.788	24	7.888	1:40.372	21	7.936	1:51.268	74	9.276	1:48.650
18	6.306	1:51.962	77	9.522	1:41.718	77	9.816	1:41.097	77	8.833	1:40.876	6	9.968	1:40.236
24	7.518	1:40.178	6	9.705	1:41.019	6	11.341	1:42.439	6	10.379	1:40.897	21	17.205	1:49.916
77	8.560	1:40.448	42	10.121	1:50.284	95	15.604	1:49.972	31	15.704	1:50.090	11	17.227	1:41.128
6	9.442	1:40.517	13	10.900	1:50.610	11	17.489	1:42.175	11	16.746	1:41.116	4	19.793	1:41.406
4	13.743	1:42.298	4	15.558	1:42.571	4	20.159	1:45.404	27	17.945	1:53.163	51	23.470	1:42.341
51	14.788	1:41.254	11	16.117	1:41.929	33	20.233	1:52.354	4	19.034	1:40.734	17	24.156	1:42.545
11	14.944	1:40.683	51	17.040	1:43.008	12	21.330	1:43.959	12	21.000	1:41.529	31	25.501	1:50.444
17	16.039	1:41.633	23	17.139	1:52.086	51	21.484	1:45.247	51	21.776	1:42.151	27	32.937	1:55.639
12	18.032	1:40.992	18	17.365	1:51.815	17	22.257	1:45.256	17	22.258	1:41.860	16	33.394	1:41.792
35	24.253	1:56.369	17	17.804	1:42.521	42	22.712	1:53.394	95	25.285	1:51.540	95	35.028	1:50.390
8	27.674	1:42.619	12	18.174	1:40.898	13	24.411	1:54.314	33	29.053	1:50.679	8	35.300	1:43.529
40	28.708	1:42.346	8	29.370	1:42.452	23	28.627	1:52.291	42	31.769	1:50.916	33	39.315	1:50.909
16	28.825	1:42.291	16	30.168	1:42.099	18	29.177	1:52.615	16	32.249	1:42.819	40	39.601	1:44.007
10	30.170	1:51.787	40	31.436	1:43.484	8	31.007	1:42.440	8	32.418	1:43.270	42	42.732	1:51.610
25	55.738	1:54.885	35	38.955	1:55.458	16	31.289	1:41.924	13	32.646	1:50.094	13	43.316	1:51.317
74	1:27.000	1:49.152	10	39.167	1:49.753	40	34.933	1:44.300	40	36.241	1:43.167	23	48.236	1:50.749
21	1:30.364	1:49.650	25	1:09.979	1:54.997	10	49.309	1:50.945	23	38.134	1:51.366	18	48.939	1:50.442
27	1:38.831	1:50.208	74	1:35.085	1:48.841	35	52.157	1:54.005	18	39.144	1:51.826	10	1:06.827	1:50.044
31	1:39.235	1:50.053	21	1:39.330	1:49.722	25	1:24.274	1:55.098	10	57.430	1:49.980	35	1:16.085	1:53.444
									35	1:03.288	1:52.990			
									25	1:36.695	1:54.280			

Oulton Island
 Circuit Length = 2.2600 miles
 Start: 14:09 End: 14:41

MINI CHALLENGE

RACE 9 (2nd Race) - LAP CHART

Lap 16			Lap 17		
No	Behind	Laptime	No	Behind	Laptime
70		1:41.071	70		1:41.521
69	4.587	1:42.330	69	3.657	1:40.591
2	4.778	1:41.642	2	4.034	1:40.777
24	5.662	1:40.320	24	4.311	1:40.170
77	9.081	1:41.120	77	8.125	1:40.565
25	10.061	1:55.084	6	11.156	1:41.726
6	10.951	1:42.054	11	16.552	1:40.962
74	16.983	1:48.778	4	22.063	1:43.146
11	17.111	1:40.955	25	23.980	1:55.440
4	20.438	1:41.716	74	24.091	1:48.629
51	24.516	1:42.117	51	24.516	1:41.521
17	25.516	1:42.431	17	25.370	1:41.375
21	26.668	1:50.534	21	35.392	1:50.245
31	34.398	1:49.968	16	35.683	1:42.384
16	34.820	1:42.497	8	38.661	1:42.911
8	37.271	1:43.042	40	42.862	1:43.063
40	41.320	1:42.790	31	42.910	1:50.033
95	46.172	1:52.215	95	54.943	1:50.292
27	47.945	1:56.079	33	58.820	1:50.910
33	49.431	1:51.187	27	59.753	1:53.329
13	52.398	1:50.153	13	1:00.316	1:49.439
42	53.306	1:51.645	42	1:02.838	1:51.053
23	58.469	1:51.304	23	1:08.400	1:51.452
18	58.995	1:51.127	18	1:09.106	1:51.632
10	1:15.420	1:49.664	10	1:23.553	1:49.654
35	1:28.813	1:53.799	35	1:41.391	1:54.099

Oulton Island
Circuit Length = 2.2600 miles
Start: 14:09 End: 14:41

DUNLOP BIDURO CHAMPIONSHIP

PRACTICE - CLASSIFICATION

POS	NO	CL	NAME	ENTRY	TIME	ON	LAPS	GAP	DIFF	MPH
1	11	SR4	Nick ADCOCK	Radical SR4	1:24.981	7	8			95.73
2	85	SR4	Ross ALLEN	Radical SR4	1:26.199	6	12	1.218	1.218	94.38
3	71	SR4	Simon PACKER	Radical SR4	1:26.351	5	7	1.370	0.152	94.21
4	24	SR4	Paul STEELE	Radical SR4	1:26.518	12	16	1.537	0.167	94.03
5	23	SR4	John HEWITT	Radical SR4	1:26.642	7	13	1.661	0.124	93.90
6	77	SR4	Robbie WATTS	Radical SR4	1:26.672	10	12	1.691	0.030	93.87
7	14	SR4	Roger BROMILEY	Radical SR4	1:26.960	6	15	1.979	0.288	93.55
8	88	SR4	Terrence WOODWARD	Radical SR4	1:27.086	8	11	2.105	0.126	93.42
9	50	SR4	Toby NEWTON	Radical SR4	1:27.342	7	14	2.361	0.256	93.15
10	46	SR4	Jeremy FERGUSON	Radical SR4	1:27.896	8	11	2.915	0.554	92.56
11	51	SR4	Mitch MILLET	Radical SR4	1:28.749	11	17	3.768	0.853	91.67
12	22	SR4	Ian SIMMONDS	Radical SR4	1:29.187	14	15	4.206	0.438	91.22
13	26	SR4	Andrew FERGUSON	Radical SR4	1:35.133	2	3	10.152	5.946	85.52
14	91	SR4	David FRANKLAND	Radical SR4	1:37.931	13	15	12.950	2.798	83.07

Car 71 - NO WORKING TRANSPONDER

Weather / Track : Bright / Dry

These results are provisional until the conclusion of any judicial and technical matters.

Oulton Island
 Circuit Length = 2.2600 miles
 Start: 10:06 End: 00:00

Clerk of Course :		Timekeeper :
-------------------	--	--------------

DUNLOP BIDURO CHAMPIONSHIP

PRACTICE - Lap Times

7	Simon PACKER		Radical SR4			
11	Nick ADCOCK		Radical SR4			
1	Out		1:56.003P	5	1:26.333	1:26.333
2	Out		10:49.628	6	1:27.132	1:27.132
3	1:26.993		1:26.993	7	1:24.981	1:24.981
4	1:26.602		1:26.602	8		1:36.734P
14	Roger BROMILEY		Radical SR4			
1	Out		1:49.950	9	1:27.528	1:27.528
2	1:41.802		1:41.802	10	1:27.958	1:27.958
3	1:29.711		1:29.711	11	1:28.855	1:28.855
4	1:27.828		1:27.828	12	1:30.053	1:30.053
5	1:27.264		1:27.264	13	1:28.677	1:28.677
6	1:26.960		1:26.960	14	1:27.220	1:27.220
7	1:28.248		1:28.248	15		1:52.405P
8	1:30.480		1:30.480	16		
22	Ian SIMMONDS		Radical SR4			
1	Out		1:48.251	9	1:32.526	1:32.526
2	1:47.059		1:47.059	10	1:30.109	1:30.109
3	1:32.446		1:32.446	11	1:29.305	1:29.305
4	1:31.497		1:31.497	12	1:31.336	1:31.336
5	1:31.582		1:31.582	13	1:29.447	1:29.447
6	1:31.006		1:31.006	14	1:29.187	1:29.187
7	1:31.690		1:31.690	15		1:40.422P
8	1:36.295		1:36.295	16		
23	John HEWITT		Radical SR4			
1	Out		1:38.874	8		1:31.822P
2	1:30.841		1:30.841	9	Out	8:41.664
3	1:28.523		1:28.523	10		1:33.918P
4	1:27.343		1:27.343	11	Out	1:47.073
5	1:27.097		1:27.097	12	1:28.226	1:28.226
6	1:26.958		1:26.958	13		1:49.616P
7	1:26.642		1:26.642	14		
24	Paul STEELE		Radical SR4			
1	Out		1:41.164	9	1:26.616	1:26.616
2	1:35.411		1:35.411	10	1:27.067	1:27.067
3	1:30.048		1:30.048	11	1:26.566	1:26.566
4	1:29.694		1:29.694	12	1:26.518	1:26.518
5	1:27.556		1:27.556	13	1:26.781	1:26.781
6			1:33.277P	14	1:26.979	1:26.979
7	Out		2:26.565	15	1:30.099	1:30.099
8	1:27.327		1:27.327	16		1:32.654P
26	Andrew FERGUSON		Radical SR4			
1	Out		1:48.570	3		1:50.588P
2	1:35.133		1:35.133	4		
46	Jeremy FERGUSON		Radical SR4			
1	Out		1:42.236	7	1:28.398	1:28.398
2	1:32.025		1:32.025	8	1:27.896	1:27.896
3	1:29.280		1:29.280	9		1:35.227P
4	1:28.814		1:28.814	10	Out	4:48.448
5			1:39.508P	11		1:38.779P
6	Out		3:21.499	12		
50	Toby NEWTON		Radical SR4			
1	Out		1:38.020	8	1:28.745	1:28.745
2			1:36.382P	9	1:27.657	1:27.657

Oulton Island
 Circuit Length = 2.2600 miles
 Start: 10:06 End: 10:39

Weather / Track : Bright / Dry

DUNLOP BIDURO CHAMPIONSHIP

PRACTICE - Lap Times

3	Out		3:03.960	10	1:27.477		1:27.477
4	1:30.131		1:30.131	11	1:28.362		1:28.362
5			1:41.368P	12	1:28.178		1:28.178
6	Out		6:37.541	13	1:28.384		1:28.384
7	1:27.342		1:27.342	14			1:41.286P
51	Mitch MILLET			Radical SR4			
1	Out		1:54.265	10	1:28.787		1:28.787
2	1:36.173		1:36.173	11	1:28.749		1:28.749
3	1:30.363		1:30.363	12	1:29.257		1:29.257
4	1:30.744		1:30.744	13	1:32.150		1:32.150
5	1:30.327		1:30.327	14	1:29.100		1:29.100
6	1:31.218		1:31.218	15	1:38.855		1:38.855
7			1:37.426P	16	1:30.073		1:30.073
8	Out		3:14.650	17			1:36.025P
9	1:29.646		1:29.646	18			
71	Simon PACKER			Radical SR4			
1	2:57.891		2:57.891	5	1:26.351		1:26.351
2	6:59.029		6:59.029	6			1:43.529P
3	2:52.793		2:52.793	7			2:46.187
4	1:26.828		1:26.828	8			
77	Robbie WATTS			Radical SR4			
1	Out		1:50.022	7	1:27.804		1:27.804
2	1:32.696		1:32.696	8	1:27.737		1:27.737
3	1:30.746		1:30.746	9	1:26.901		1:26.901
4	1:28.596		1:28.596	10	1:26.672		1:26.672
5	1:28.214		1:28.214	11	1:28.239		1:28.239
6	1:27.784		1:27.784	12			1:32.126P
85	Ross ALLEN			Radical SR4			
1	Out		1:41.561	7	1:26.373		1:26.373
2	1:56.070		1:30.557	8	1:28.183		1:20.262
3	1:01.824		1:28.535	9	1:25.802		1:26.770
4	1:27.429		1:27.160	10	1:25.658		1:32.611
5	1:18.766		1:26.529	11	1:26.792		1:26.792
6	1:26.199		1:26.199P	12			1:33.357P
88	Terrence WOODWARD			Radical SR4			
1	Out		1:39.183	7	1:27.642		1:27.642
2	1:32.480		1:32.480	8	1:27.086		1:27.086
3	1:31.387		1:31.387	9			1:37.748P
4			1:41.521P	10	Out		3:51.635P
5	Out		3:39.532	11	Out		5:51.524P
6	1:28.598		1:28.598	12			
91	David FRANKLAND			Radical SR4			
1	Out		1:49.927	9	1:40.717		1:40.717
2	1:42.740		1:42.740	10	1:40.026		1:40.026
3	1:40.656		1:40.656	11	1:42.091		1:42.091
4	1:39.268		1:39.268	12	1:37.984		1:37.984
5	1:40.404		1:40.404	13	1:37.931		1:37.931
6	1:39.248		1:39.248	14	1:39.040		1:39.040
7	1:39.118		1:39.118	15	1:54.021		1:51.707P
8	1:39.588		1:39.588	16			

Weather / Track : Bright / Dry

www.msttiming.com

Page 2 of 2

Oulton Island
Circuit Length = 2.2600 miles
Start: 10:06 End: 10:39

Printed - 10.39 Saturday, 26 May 2007

DUNLOP MINI SE7EN & MIGLIA

PRACTICE - CLASSIFICATION

POS	NO	CL	NAME	ENTRY	TIME	ON	LAPS	GAP	DIFF	MPH
1	6	MM	Colin PEACOCK	Mini Miglia	1:48.899	6	6			74.71
2	23	MM	Andrew HACK	Mini Miglia	1:49.738	4	5	0.839	0.839	74.13
3	5	MM	Mark SIMS	Mini Miglia	1:50.773	8	8	1.874	1.035	73.44
4	22	MM	Sarah MUNNS	Mini Miglia	1:51.779	4	5	2.880	1.006	72.78
5	3	MM	Kelly ROGERS	Vickers Mini	1:53.795	4	5	4.896	2.016	71.49
6	69	MM	Tony LE-MAY	Mini Miglia	1:53.984	5	6	5.085	0.189	71.37
7	20	MM	Endaf OWENS	Mini	1:54.432	4	5	5.533	0.448	71.09
8	10	MM	Phil LEE	Mini Miglia	1:54.613	4	4	5.714	0.181	70.98
9	42	MM	Paul SIMMONDS	Mini Miglia	1:55.971	4	4	7.072	1.358	70.15
10	6	S7	Paul CLARK	Mini	1:56.530	6	6	7.631	0.559	69.81
11	4	S7	Paul THOMPSON	Rover Mini	1:56.909	7	7	8.010	0.379	69.59
12	24	S7	James BOWERS COULSON	Mini 7	1:57.753	5	5	8.854	0.844	69.09
13	1	MM	Bill SOLLIS	Bill Built Mini	1:58.523	6	6	9.624	0.770	68.64
14	16	S7	James WINNIFRITH	Mini Se7en	1:58.649	6	6	9.750	0.126	68.57
15	22	S7	Graeme DAVIS	Mini 7	1:59.003	5	5	10.104	0.354	68.36
16	9	S7	Kane ASTIN	Mini Seven	1:59.356	6	6	10.457	0.353	68.16
17	15	MM	Gordan POCOCK	Mini Miglia	2:00.519	3	3	11.620	1.163	67.50
18	35	S7	Paul SPARK	Rover Mini	2:00.572	5	6	11.673	0.053	67.47
19	82	S7	Andrew RUTHVEN	Mini Se7en	2:00.823	4	7	11.924	0.251	67.33
20	98	S7	Mark SMITH	Mini Seven	2:01.562	3	3	12.663	0.739	66.92
21	20	S7	Darren THOMAS	Mini 7	2:02.297	5	5	13.398	0.735	66.52
22	50	S7	Ian DEVINY	Rover Mini	2:03.260	4	5	14.361	0.963	66.00
23	34	S7	Anthony TOWEY	Mini	2:03.524	4	6	14.625	0.264	65.86
24	16	MM	Andrew WORSLEY	Mini Miglia	2:03.634	4	4	14.735	0.110	65.80
25	29	S7	Jabez DYER	Mini	2:06.052	4	4	17.153	2.418	64.54
26	26	S7	Lee JONES	Mini	2:08.419	2	4	19.520	2.367	63.35
27	53	S7	Niven BURGE	Mini 7	2:18.582	2	3	29.683	10.163	58.70
28	52	S7	Nathan BURGE	Mini Altered Image Vicker	2:21.313	2	3	32.414	2.731	57.57
29	23	S7	Ricky HORNE	Mini Spot on 6			1			0.00
30	99	S7	Tim JOSLYN	Rover Mini			1			0.00

Weather / Track : Raining / Wet

These results are provisional until the conclusion of any judicial and technical matters.

Oulton Island
Circuit Length = 2.2600 miles
Start: 10:44 End: 11:03

Clerk of Course :

Timekeeper :

DUNLOP MINI SE7EN & MIGLIA PRACTICE - SECTOR ANALYSIS

1	Bill SOLLIS		Bill Built Mini			
1	2:05.622		2:05.622	4	2:03.187	2:03.187
2	2:06.151		2:06.151	5	2:00.074	2:00.074
3	2:03.641		2:03.641	6	1:58.523	1:58.523
3	Kelly ROGERS		Vickers Mini			
1	2:00.135		2:00.135	4	1:53.795	1:53.795
2	1:57.190		1:57.190	5		2:03.762P
3	1:55.780		1:55.780	6		
4	Paul THOMPSON		Rover Mini			
1	Out		2:07.242	5	1:57.543	1:57.543
2	2:05.323		2:05.323	6	1:58.542	1:58.542
3	2:00.945		2:00.945	7	1:56.909	1:56.909
4	2:01.407		2:01.407	8		
5	Mark SIMS		Mini Miglia			
1	Out		2:17.702	5	1:54.239	1:54.239
2	2:01.024		2:01.024	6	2:06.548	2:06.548
3	2:00.485		2:00.485	7	1:54.589	1:54.589
4	1:56.011		1:56.011	8	1:50.773	1:50.773
6	Colin PEACOCK		Mini Miglia			
1	Out		2:00.848	4	1:52.836	1:52.836
2	1:57.231		1:57.231	5	1:53.569	1:53.569
3	1:53.326		1:53.326	6	1:48.899	1:48.899
6	Paul CLARK		Mini			
1	Out		2:07.463	4	1:58.243	1:58.243
2	2:02.897		2:02.897	5	1:58.781	1:58.781
3	1:59.723		1:59.723	6	1:56.530	1:56.530
9	Kane ASTIN		Mini Seven			
1	Out		2:11.176	4	2:04.167	2:04.167
2	2:09.204		2:09.204	5	2:02.610	2:02.610
3	2:02.504		2:02.504	6	1:59.356	1:59.356
10	Phil LEE		Mini Miglia			
1	1:57.896		1:57.896	3	1:58.031	1:58.031
2	1:57.803		1:57.803	4	1:54.613	1:54.613
15	Gordan POCOCK		Mini Miglia			
1	Out		2:17.348	3	2:00.519	2:00.519
2	2:06.057		2:06.057	4		
16	James WINNIFRITH		Mini Se7en			
1	2:07.530		2:07.530	4	2:01.261	2:01.261
2	2:10.655		2:10.655	5	1:59.078	1:59.078
3	2:03.612		2:03.612	6	1:58.649	1:58.649
16	Andrew WORSLEY		Mini Miglia			
1	Out		2:37.203	3	2:08.737	2:08.737
2	2:16.208		2:16.208	4	2:03.634	2:03.634
20	Darren THOMAS		Mini 7			
1	Out		2:26.367	4	2:04.314	2:04.314
2	2:08.349		2:08.349	5	2:02.297	2:02.297
3	2:10.691		2:10.691	6		
20	Endaf OWENS		Mini			
1	2:00.894		2:00.894	4	1:54.432	1:54.432
2	1:57.715		1:57.715	5		2:06.508P

Oulton Island
Circuit Length = 2.2600 miles
Start: 10:44 End: 11:03

Weather / Track : Raining / Wet

DUNLOP MINI SE7EN & MIGLIA PRACTICE - SECTOR ANALYSIS

3	1:56.435		1:56.435	6		
22	Sarah MUNNS		Mini Miglia			
1	Out		2:12.209	4	1:51.779	1:51.779
2	1:58.332		1:58.332	5		2:10.446P
3	1:54.049		1:54.049	6		
22	Graeme DAVIS		Mini 7			
1	Out		2:22.565	4	2:21.727	2:21.727
2	2:07.560		2:07.560	5	1:59.003	1:59.003
3	2:02.795		2:02.795	6		
23	Ricky HORNE		Mini Spot on 6			
1	Out		2:16.088	2		
23	Andrew HACK		Mini Miglia			
1	Out		1:58.696	4	1:49.738	1:49.738
2	1:53.876		1:53.876	5	1:49.935	1:49.935
3	1:52.874		1:52.874	6		
24	James BOWERS COULSON		Mini 7			
1	Out		2:06.217	4	1:58.068	1:58.068
2	2:01.673		2:01.673	5	1:57.753	1:57.753
3	1:59.813		1:59.813	6		
26	Lee JONES		Mini			
1	2:12.619		2:12.619	3	2:10.547	2:10.547
2	2:08.419		2:08.419	4		2:18.776P
29	Jabez DYER		Mini			
1	Out		2:40.554	3	2:19.020	2:19.020
2	2:46.802		2:46.802	4	2:06.052	2:06.052
34	Anthony TOWEY		Mini			
1	2:12.484		2:12.484	4	2:03.524	2:03.524
2	2:10.561		2:10.561	5	2:05.866	2:05.866
3	2:08.694		2:08.694	6	2:05.018	2:05.018
35	Paul SPARK		Rover Mini			
1	2:06.569		2:06.569	4	2:01.082	2:01.082
2	2:07.171		2:07.171	5	2:00.572	2:00.572
3	2:02.782		2:02.782	6		2:19.428P
42	Paul SIMMONDS		Mini Miglia			
1	Out		2:04.436	3	1:58.543	1:58.543
2	2:00.325		2:00.325	4	1:55.971	1:55.971
50	Ian DEVINY		Rover Mini			
1	2:15.351		2:15.351	4	2:03.260	2:03.260
2	2:08.791		2:08.791	5		3:01.233P
3	2:08.872		2:08.872	6		
52	Nathan BURGE		Mini Altered Image Vicker			
1	Out		2:23.973	3		2:21.383P
2	2:21.313		2:21.313	4		
53	Niven BURGE		Mini 7			
1	Out		2:24.463	3		2:22.278P
2	2:18.582		2:18.582	4		
69	Tony LE-MAY		Mini Miglia			
1	Out		2:33.674	4	1:57.639	1:57.639

Oulton Island
Circuit Length = 2.2600 miles
Start: 10:44 End: 11:03

Weather / Track : Raining / Wet

DUNLOP MINI SE7EN & MIGLIA PRACTICE - SECTOR ANALYSIS

2	2:08.266		2:08.266	5	1:53.984		1:53.984
3	1:58.991		1:58.991	6	1:55.362		1:55.362
82	Andrew RUTHVEN		Mini Se7en				
1	2:07.782		2:07.782	5	2:01.660		2:01.660
2	2:04.215		2:04.215	6	2:20.550		2:20.550
3	2:03.489		2:03.489	7	2:00.970		2:00.970
4	2:00.823		2:00.823	8			
98	Mark SMITH		Mini Seven				
1	Out		2:06.374	3	2:01.562		2:01.562
2	2:03.713		2:03.713	4			
99	Tim JOSLYN		Rover Mini				
1	Out		2:10.606	2			

ACE VEHICLE DELIVERIES/HILLSIDE OF HAYWOOD SALS QUALIFYING - CLASSIFICATION

POS	NO	CL	NAME	ENTRY	TIME	ON	LAPS	GAP	DIFF	MPH
1	33	B	Mark TAYLOR		1:32.373	8	8			88.07
2	72	E	Mark PRIMETT		1:39.551	7	7	7.178	7.178	81.72
3	70	A	Richard WINTER		1:39.875	7	7	7.502	0.324	81.46
4	38	B	Kevin CRYER		1:40.094	6	8	7.721	0.219	81.28
5	90	B	Chris MARIES		1:40.162	5	6	7.789	0.068	81.22
6	74	E	Nick PAKES		1:41.490	7	7	9.117	1.328	80.16
7	58	A	Darren SMITH		1:41.800	6	7	9.427	0.310	79.92
8	98	A	Mike ELLIS		1:42.142	6	7	9.769	0.342	79.65
9	79	B	Graham TAYLOR		1:43.903	3	5	11.530	1.761	78.30
10	91	C	Chris ALLANSON		1:44.982	4	5	12.609	1.079	77.49
11	41	C	Matthew GILLBANKS		1:47.198	5	6	14.825	2.216	75.89
12	27	D	Alan COLLINSON		1:47.908	4	6	15.535	0.710	75.39
13	99	C	Andrew WILSON		1:49.781	6	6	17.408	1.873	74.11
14	34	F	Phil HALL		1:52.764	6	6	20.391	2.983	72.15
15	37	E	Brian ALLEN		1:53.369	5	6	20.996	0.605	71.76
16	29	E	Anthony WILSON		1:54.009	2	3	21.636	0.640	71.36
17	92	B	Graham WYNN		1:56.285	6	7	23.912	2.276	69.96
18	26	B	Richard BILLINGHAM		1:59.137	4	5	26.764	2.852	68.29
19	24	D	Ralph UNDERWOOD		2:01.347	4	5	28.974	2.210	67.04
20	21	B	Pete EDWARDS		2:06.575	2	3	34.202	5.228	64.27
21	53	D	Paul DOBSON				1			0.00

Weather / Track : Cloudy / Damp

These results are provisional until the conclusion of any judicial and technical matters.

Oulton Island
Circuit Length = 2.2600 miles
Start: 11:08 End: 11:41

Clerk of Course :

Timekeeper :

ACE VEHICLE DELIVERIES/HILLSIDE OF HAYWOOD SALS QUALIFYING - SECTOR ANALYSIS

21	Pete EDWARDS					
1	2:06.729		2:06.729	3		2:22.166P
2	2:06.575		2:06.575	4		
24	Ralph UNDERWOOD					
1	Out		2:20.407P	4	2:01.347	2:01.347
2	19:53.157		19:53.157	5		2:12.617P
3	2:01.856		2:01.856	6		
26	Richard BILLINGHAM					
1	19:50.290		19:50.290	4	1:59.137	1:59.137
2	2:02.853		2:02.853	5	2:05.629	2:05.629
3	1:59.629		1:59.629	6		
27	Alan COLLINSON					
1	Out		1:56.604	4	1:47.908	1:47.908
2	1:51.735		1:51.735	5	1:51.016	1:51.016
3	1:48.489		1:48.489	6		2:14.024P
29	Anthony WILSON					
1	19:35.429		19:35.429	3		2:02.013P
2	1:54.009		1:54.009	4		
33	Mark TAYLOR					
1	Out		2:17.944P	5	1:36.636	1:36.636
2	19:42.702		19:42.702	6	1:37.473	1:37.473
3	1:44.453		1:44.453	7	1:33.902	1:33.902
4	1:40.838		1:40.838	8	1:32.373	1:32.373
34	Phil HALL					
1	Out		2:23.389P	4		2:07.939P
2	19:36.787		19:36.787	5	Out	2:34.470
3	1:54.093		1:54.093	6	1:52.764	1:52.764
37	Brian ALLEN					
1	19:37.223		19:37.223	4	1:56.120	1:56.120
2	1:59.587		1:59.587	5	1:53.369	1:53.369
3	1:56.871		1:56.871	6	1:55.000	1:55.000
38	Kevin CRYER					
1	Out		2:14.043P	5	1:41.994	1:41.994
2	19:36.260		19:36.260	6	1:40.094	1:40.094
3	1:46.977		1:46.977	7	1:41.736	1:41.736
4	1:43.113		1:43.113	8	1:40.425	1:40.425
41	Matthew GILLBANKS					
1	Out		2:15.718P	4	1:50.443	1:50.443
2	19:37.793		19:37.793	5	1:47.198	1:47.198
3	1:59.061		1:59.061	6		1:59.833P
53	Paul DOBSON					
1	Out		2:03.386	2		
58	Darren SMITH					
1	Out		2:14.952P	5	1:45.000	1:45.000
2	19:29.187		19:29.187	6	1:41.800	1:41.800
3	1:50.862		1:50.862	7	1:42.034	1:42.034
4	1:46.271		1:46.271	8		
70	Richard WINTER					
1	Out		2:14.297P	5	1:42.107	1:42.107
2	19:37.141		19:37.141	6	1:40.382	1:40.382

Oulton Island
Circuit Length = 2.2600 miles
Start: 11:08 End: 11:41

Weather / Track : Cloudy / Damp


ACE VEHICLE DELIVERIES/HILLSIDE OF HAYWOOD SALS QUALIFYING - SECTOR ANALYSIS

3	1:51.527		1:51.527		7	1:39.875			1:39.875
4	1:45.126		1:45.126		8				
72	Mark PRIMETT								
1	Out		2:16.959P		5	1:42.015			1:42.015
2	19:37.369		19:37.369		6	1:40.446			1:40.446
3	1:51.350		1:51.350		7	1:39.551			1:39.551
4	1:45.445		1:45.445		8				
74	Nick PAKES								
1	Out		2:21.241P		5	1:44.801			1:44.801
2	19:45.954		19:45.954		6	1:42.988			1:42.988
3	1:59.372		1:59.372		7	1:41.490			1:41.490
4	1:45.316		1:45.316		8				
79	Graham TAYLOR								
1	Out		21:19.765		4	1:44.509			1:44.509
2	1:46.198		1:46.198		5	1:43.922			1:43.922
3	1:43.903		1:43.903		6				
90	Chris MARIES								
1	Out		1:56.201P		4	1:41.948			1:41.948
2	19:49.843		19:49.843		5	1:40.162			1:40.162
3	1:43.010		1:43.010		6				1:45.410P
91	Chris ALLANSON								
1	19:59.088		19:59.088		4	1:44.982			1:44.982
2	1:51.262		1:51.262		5				1:51.036P
3	1:46.133		1:46.133		6				
92	Graham WYNN								
1	Out		2:23.642P		5	1:58.993			1:58.993
2	19:45.949		19:45.949		6	1:56.285			1:56.285
3	2:01.673		2:01.673		7	1:57.609			1:57.609
4	1:57.408		1:57.408		8				
98	Mike ELLIS								
1	Out		2:13.743P		5	1:42.752			1:42.752
2	19:39.752		19:39.752		6	1:42.142			1:42.142
3	1:46.971		1:46.971		7	1:58.590			1:58.590
4	1:47.164		1:47.164		8				
99	Andrew WILSON								
1	Out		2:14.141P		4	1:53.203			1:53.203
2	19:41.058		19:41.058		5	1:52.932			1:52.932
3	2:01.038		2:01.038		6	1:49.781			1:49.781

Weather / Track : Cloudy / Damp

ACE VEHICLE DELIVERIES/HILLSIDE OF HAYWOOD SPTS SALS

RACE 2 - GRID

ROW 10	2:01.347 24 Ralph UNDERWOOD	2:06.575 21 Pete EDWARDS
ROW 9	1:56.285 92 Graham WYNN	1:59.137 26 Richard BILLINGHAM
ROW 8	1:53.369 37 Brian ALLEN	1:54.009 29 Anthony WILSON
ROW 7	1:49.781 99 Andrew WILSON	1:52.764 34 Phil HALL
ROW 6	1:47.198 41 Matthew GILLBANKS	1:47.908 27 Alan COLLINSON
ROW 5	1:43.903 79 Graham TAYLOR	1:44.982 91 Chris ALLANSON
ROW 4	1:41.800 58 Darren SMITH	1:42.142 98 Mike ELLIS
ROW 3	1:40.162 90 Chris MARIES	1:41.490 74 Nick PAKES
ROW 2	1:39.875 70 Richard WINTER	1:40.094 38 Kevin CRYER
ROW 1	1:32.373 33 Mark TAYLOR	1:39.551 72 Mark PRIMETT
Pole		
		

Weather / Track : Cloudy / Damp

Oulton Island
Circuit Length = 2.2600 miles

These results are provisional until the conclusion of any judicial and technical matters.

Clerk of Course :

Timekeeper :

ACE VEHICLE DELIVERIES/HILLSIDE OF HAYWOOD SPTS SALS

RACE 2 - CLASSIFICATION

POS	NO	CL	DRIVER / TEAM	CAR	LAPS	TIME	GAP	DIFF	MPH	BEST	ON
1	33	B	Mark TAYLOR	Nissan Primera	13	20:23.798			86.42	1:31.427	10
2	72	E	Mark PRIMETT	Banks Europa	13	20:37.906	14.108	14.108	85.44	1:32.837	8
3	53	D	Paul DOBSON	Mazda RX7	13	20:44.241	20.443	6.335	85.00	1:32.706	10
4	38	B	Kevin CRYER	Caterham Seven	13	20:49.858	26.060	5.617	84.62	1:34.172	6
5	70	A	Richard WINTER	Banks Europa 62 GTR	13	20:58.978	35.180	9.120	84.01	1:35.113	9
6	58	A	Darren SMITH	TVR Tuscan	13	21:32.798	1:09.000	33.820	81.81	1:36.509	5
7	91	C	Chris ALLANSON	Mini V Tec	13	21:54.013	1:30.215	21.215	80.49	1:38.263	9
8	98	A	Mike ELLIS	Renault Clio 182	13	21:56.132	1:32.334	2.119	80.36	1:39.040	13
9	41	C	Matthew GILLBANKS	Caterham Super 7	12	20:41.331	1 lap	1 lap	78.65	1:40.388	11
10	27	D	Alan COLLINSON	Rover SDi Vitesse	12	20:44.012	1 lap	2.681	78.48	1:39.791	11
11	24	D	Ralph UNDERWOOD	Triumph TR7 V8	12	21:30.873	1 lap	46.861	75.63	1:43.827	9
12	29	E	Anthony WILSON	Austin Metro	12	21:53.727	1 lap	22.854	74.31	1:43.961	9
13	92	B	Graham WYNN	Z-Cars Monte Carlo	11	20:28.098	2 laps	1 lap	72.87	1:49.581	9
14	26	B	Richard BILLINGHAM	Vauxhall Mini Spaceframe	11	20:43.037	2 laps	14.939	71.99	1:50.113	2
15	37	E	Brian ALLEN	Ford Fiesta XR2i	11	20:58.893	2 laps	15.856	71.09	1:51.303	3
NOT CLASSIFIED (80% of 13) = 10											
DNF	21	B	Pete EDWARDS	Mini Clubman	11	18:31.085	2 laps	000 laps	80.54	1:37.365	5
DNF	74	E	Nick PAKES	Banks Europa	9	17:01.921	4 laps	2 laps	71.65	1:41.514	4
DNF	90	B	Chris MARIES	Z Cars Mini Monte Carlo Type F	6	9:48.784	7 laps	3 laps	82.90	1:35.934	5
DNF	99	C	Andrew WILSON	Austin Healey Sprite	6	12:03.419	7 laps	2:14.635	67.47	1:42.936	3
DNF	34	F	Phil HALL	Banks Europa	2	3:39.171	11 laps	4 laps	74.24	1:44.224	2
FASTEST LAP											
	33	B	Mark TAYLOR	Nissan Primera	10	1:31.427		88.98 mph		143.21 kph	
	53	D	Paul DOBSON	Mazda RX7	10	1:32.706		87.76 mph		141.23 kph	
	72	E	Mark PRIMETT	Banks Europa	8	1:32.837		87.63 mph		141.03 kph	
	34	F	Phil HALL	Banks Europa	2	1:44.224		78.06 mph		125.62 kph	
	91	C	Chris ALLANSON	Mini V Tec	9	1:38.263		82.79 mph		133.25 kph	
	70	A	Richard WINTER	Banks Europa 62 GTR	9	1:35.113		85.53 mph		137.66 kph	

Weather / Track : Bright / Dry

These results are provisional until the conclusion of any judicial and technical matters.

Oulton Island
Circuit Length = 2.2600 miles
Start: 16:55 End: 17:17

Clerk of Course :		Timekeeper :
-------------------	--	--------------

ACE VEHICLE DELIVERIES/HILLSIDE OF HAYWOOD SPTS SALS

RACE 2 - LAP CHART

Lap 1			Lap 2			Lap 3			Lap 4			Lap 5		
No	Behind	Laptime	No	Behind	Laptime	No	Behind	Laptime	No	Behind	Laptime	No	Behind	Laptime
90		1:43.193	33		1:36.312	33		1:33.550	33		1:33.283	33		1:32.687
72	0.060	1:43.253	90	0.549	1:37.201	90	3.043	1:36.044	72	6.187	1:36.101	72	7.718	1:34.218
33	0.340	1:43.533	72	1.179	1:37.771	72	3.369	1:35.740	90	6.539	1:36.779	38	9.711	1:34.831
70	0.957	1:44.150	70	1.568	1:37.263	70	3.883	1:35.865	70	7.022	1:36.422	90	9.786	1:35.934
38	1.676	1:44.869	38	2.376	1:37.352	38	4.723	1:35.897	38	7.567	1:36.127	70	10.239	1:35.904
91	4.884	1:48.077	91	8.842	1:40.610	53	12.953	1:36.751	53	14.739	1:35.069	53	16.027	1:33.975
74	5.256	1:48.449	53	9.752	1:37.286	58	16.630	1:37.325	58	21.892	1:38.545	58	25.714	1:36.509
98	8.777	1:51.970	74	10.588	1:41.984	91	17.535	1:42.243	21	23.532	1:37.568	21	28.210	1:37.365
21	8.778	1:51.971	21	12.491	1:40.365	21	19.247	1:40.306	91	25.754	1:41.502	91	33.599	1:40.532
41	9.113	1:52.306	58	12.855	1:38.406	74	19.985	1:42.947	74	28.216	1:41.514	98	36.687	1:40.667
53	9.118	1:52.311	98	15.124	1:42.999	98	21.849	1:40.275	98	28.707	1:40.141	74	38.442	1:42.913
99	10.712	1:53.905	41	17.995	1:45.534	99	27.778	1:42.936	27	40.330	1:44.950	27	50.691	1:43.048
58	11.101	1:54.294	99	18.392	1:44.332	41	28.411	1:43.966	41	40.676	1:45.548	41	51.433	1:43.444
34	11.754	1:54.947	34	19.326	1:44.224	27	28.663	1:42.648	99	42.618	1:48.123	24	1:18.770	1:47.094
27	12.596	1:55.789	27	19.565	1:43.621	24	48.188	1:48.006	24	1:04.363	1:49.458	29	1:19.963	1:45.524
92	16.777	1:59.970	26	31.695	1:50.113	26	49.125	1:50.980	26	1:06.632	1:50.790	26	1:24.351	1:50.406
26	18.234	2:01.427	92	33.602	1:53.477	92	50.598	1:50.546	29	1:07.126	1:49.443	99	1:24.489	2:14.558
37	19.485	2:02.678	24	33.732	1:50.160	29	50.966	1:50.279	92	1:11.588	1:54.273	92	1:28.715	1:49.814
24	20.224	2:03.417	29	34.237	1:49.673	37	54.392	1:51.303	37	1:13.213	1:52.104			
29	21.216	2:04.409	37	36.639	1:53.806									

ACE VEHICLE DELIVERIES/HILLSIDE OF HAYWOOD SPTS SALS

RACE 2 - LAP CHART

Lap 6			Lap 7			Lap 8			Lap 9			Lap 10		
No	Behind	Laptime	No	Behind	Laptime	No	Behind	Laptime	No	Behind	Laptime	No	Behind	Laptime
33		1:32.217	33		1:34.144	33		1:33.599	33		1:31.990	33		1:31.427
37	0.170	1:51.861	72	9.667	1:34.124	24	7.267	1:44.174	72	10.307	1:33.392	72	12.613	1:33.733
72	9.687	1:34.186	38	11.996	1:34.474	72	8.905	1:32.837	38	16.839	1:35.675	53	19.694	1:32.706
38	11.666	1:34.172	26	11.997	1:54.007	29	9.222	1:44.803	53	18.415	1:33.103	38	20.111	1:34.699
70	14.810	1:36.788	92	12.616	1:50.262	38	13.154	1:34.757	24	19.785	1:44.508	70	27.796	1:35.661
53	17.175	1:33.365	53	17.191	1:34.160	53	17.302	1:33.710	29	21.696	1:44.464	24	32.185	1:43.827
90	17.202	1:39.633	70	18.048	1:37.382	70	20.439	1:35.990	70	23.562	1:35.113	29	34.230	1:43.961
58	30.681	1:37.184	37	20.129	1:54.103	92	29.364	1:50.347	58	44.862	1:38.654	58	52.647	1:39.212
21	35.356	1:39.363	58	34.553	1:38.016	26	33.101	1:54.703	92	47.267	1:49.893	92	1:05.421	1:49.581
91	41.255	1:39.873	74	37.056	3:04.975	58	38.198	1:37.244	26	53.672	1:52.561	21	1:08.679	1:39.632
98	44.402	1:39.932	21	41.704	1:40.492	37	38.333	1:51.803	37	57.918	1:51.575	91	1:09.153	1:39.874
27	1:00.397	1:41.923	91	48.506	1:41.395	74	46.612	1:43.155	21	1:00.474	1:43.879	98	1:13.898	1:41.081
41	1:01.525	1:42.309	98	49.956	1:39.698	21	48.585	1:40.480	91	1:00.706	1:38.263	26	1:15.178	1:52.933
24	1:30.836	1:44.283	99	57.693	2:39.565 P	91	54.433	1:39.526	74	1:02.952	1:48.330	74	1:19.179	1:47.654
29	1:32.162	1:44.416	27	1:08.702	1:42.449	98	57.113	1:40.756	98	1:04.244	1:39.121	37	1:22.349	1:55.858
			41	1:09.191	1:41.810	27	1:17.788	1:42.685	27	1:27.193	1:41.395			
						41	1:18.148	1:42.556	41	1:27.646	1:41.488			

ACE VEHICLE DELIVERIES/HILLSIDE OF HAYWOOD SPTS SALS
RACE 2 - LAP CHART

Lap 11			Lap 12			Lap 13		
No	Behind	Laptime	No	Behind	Laptime	No	Behind	Laptime
33		1:32.789	33		1:32.601	33		1:35.666
41	4.267	1:40.837	26	1.781	1:51.993	92	4.300	1:50.140
27	5.121	1:42.144	41	12.054	1:40.388	72	14.108	1:35.908
72	13.284	1:33.460	27	12.311	1:39.791	41	17.533	1:41.145
53	21.758	1:34.853	72	13.866	1:33.183	26	19.239	1:53.124
38	22.711	1:35.389	37	13.948	1:56.989	27	20.214	1:43.569
70	31.033	1:36.026	53	22.641	1:33.484	53	20.443	1:33.468
24	44.131	1:44.735	38	24.480	1:34.370	38	26.060	1:37.246
29	48.443	1:47.002	70	33.681	1:35.249	37	35.095	1:56.813
58	59.288	1:39.430	24	56.474	1:44.944	70	35.180	1:37.165
21	1:15.554	1:39.664	58	1:06.650	1:39.963	24	1:07.075	1:46.267
91	1:16.251	1:39.887	29	1:14.917	1:59.075	58	1:09.000	1:38.016
98	1:21.782	1:40.673	91	1:24.974	1:41.324	29	1:29.929	1:50.678
92	1:22.427	1:49.795	98	1:28.960	1:39.779	91	1:30.215	1:40.907
						98	1:32.334	1:39.040

BARC WESTFIELD SPORTSCAR QUALIFYING - CLASSIFICATION

POS	NO	CL	NAME	ENTRY	TIME	ON	LAPS	GAP	DIFF	MPH
1	2		Matthew FLOWERS	Westfield Zetec	1:37.085	9	9			83.80
2	1		Nick FLOWERS	Westfield Zetec	1:37.270	8	9	0.185	0.185	83.64
3	36		Jon CHAPPELL	Westfield Zetec	1:37.572	8	9	0.487	0.302	83.38
4	12		Thomas ROBINSON	Westfield Zetec	1:37.760	7	9	0.675	0.188	83.22
5	81		Didier PRONGUE	Westfield Zetec	1:37.923	9	9	0.838	0.163	83.08
6	21		Andy MOWBRAY	Westfield Zetec	1:38.360	5	9	1.275	0.437	82.71
7	5		Dean LEIGHTON	Westfield Zetec	1:38.486	8	9	1.401	0.126	82.61
8	71		Martin GARTSIDE	Westfield Zetec	1:38.578	8	9	1.493	0.092	82.53
9	24		Simon PRYKE	Westfield Zetec	1:38.734	6	9	1.649	0.156	82.40
10	3		Brian SMALL	Westfield Zetec	1:39.120	9	9	2.035	0.386	82.08
11	32		Andrew SPENCER	Westfield Zetec	1:39.887	8	9	2.802	0.767	81.45
12	66		Mark CURTIS	Westfield Zetec	1:40.032	9	9	2.947	0.145	81.33
13	14		Seamus HARDING	Westfield Zetec	1:40.737	8	8	3.652	0.705	80.76
14	22		Geoff FAIRBURN	Westfield Zetec	1:41.279	6	8	4.194	0.542	80.33
15	38		Richard HARDY-BISHOP	Westfield Zetec	1:41.775	8	9	4.690	0.496	79.94
16	23		Paul TABERNER	Westfield Zetec	1:41.968	9	9	4.883	0.193	79.78
17	20		Peter DAGLISH	Westfield Zetec	1:42.643	2	2	5.558	0.675	79.26
18	25		Jon MORTON	Westfield Zetec	1:45.103	4	6	8.018	2.460	77.40

Weather / Track : Cloudy / Dry

These results are provisional until the conclusion of any judicial and technical matters.

Oulton Island
Circuit Length = 2.2600 miles
Start: 12:26 End: 12:43

Clerk of Course :

Timekeeper :

BARC WESTFIELD SPORTSCAR QUALIFYING - Lap Times

1	Nick FLOWERS		Westfield Zetec			
1	Out		1:47.439	6	1:38.081	1:38.081
2	1:41.565		1:41.565	7	1:40.867	1:40.867
3	1:40.012		1:40.012	8	1:37.270	1:37.270
4	1:38.451		1:38.451	9	1:38.636	1:38.636
5	1:37.911		1:37.911	10		
2	Matthew FLOWERS		Westfield Zetec			
1	Out		1:45.292	6	1:38.747	1:38.747
2	1:41.912		1:41.912	7	1:37.787	1:37.787
3	1:41.259		1:41.259	8	1:38.096	1:38.096
4	1:38.334		1:38.334	9	1:37.085	1:37.085
5	1:38.357		1:38.357	10		
3	Brian SMALL		Westfield Zetec			
1	Out		1:46.669	6	1:39.541	1:39.541
2	1:42.790		1:42.790	7	1:40.177	1:40.177
3	1:40.510		1:40.510	8	1:40.354	1:40.354
4	1:39.651		1:39.651	9	1:39.120	1:39.120
5	1:39.428		1:39.428	10		
5	Dean LEIGHTON		Westfield Zetec			
1	Out		1:44.022	6	1:41.175	1:41.175
2	1:41.680		1:41.680	7	1:44.110	1:44.110
3	1:49.242		1:49.242	8	1:38.486	1:38.486
4	1:39.841		1:39.841	9	1:41.986	1:41.986
5	1:38.990		1:38.990	10		
12	Thomas ROBINSON		Westfield Zetec			
1	Out		1:47.291	6	1:38.432	1:38.432
2	1:42.223		1:42.223	7	1:37.760	1:37.760
3	1:40.812		1:40.812	8	1:38.470	1:38.470
4	1:40.259		1:40.259	9	1:39.502	1:39.502
5	1:38.831		1:38.831	10		
14	Seamus HARDING		Westfield Zetec			
1	Out		2:01.893	5	1:41.224	1:41.224
2	1:48.196		1:48.196	6	2:09.155	2:09.155
3	1:45.298		1:45.298	7	1:42.163	1:42.163
4	1:42.200		1:42.200	8	1:40.737	1:40.737
20	Peter DAGLISH		Westfield Zetec			
1	Out		1:56.777	2	1:42.643	1:42.643
21	Andy MOWBRAY		Westfield Zetec			
1	Out		1:44.135	6	1:40.374	1:40.374
2	1:40.630		1:40.630	7	1:40.304	1:40.304
3	1:39.778		1:39.778	8	1:46.814	1:46.814
4	1:39.164		1:39.164	9	1:40.841	1:40.841
5	1:38.360		1:38.360	10		
22	Geoff FAIRBURN		Westfield Zetec			
1	Out		1:52.022	5	1:41.416	1:41.416
2	1:55.282		1:55.282	6	1:41.279	1:41.279
3	1:42.085		1:42.085	7	1:45.282	1:45.282
4	1:42.584		1:42.584	8	1:58.106	1:58.106
23	Paul TABERNER		Westfield Zetec			
1	Out		1:51.228	6	1:44.462	1:44.462
2	1:48.131		1:48.131	7	1:43.217	1:43.217
3	1:45.797		1:45.797	8	1:42.097	1:42.097
4	1:45.948		1:45.948	9	1:41.968	1:41.968
5	1:43.838		1:43.838	10		


Oulton Island
Circuit Length = 2.2600 miles
Start: 12:26 End: 12:43

Weather / Track : Bright / Dry

BARC WESTFIELD SPORTSCAR QUALIFYING - Lap Times

24	Simon PRYKE		Westfield Zetec			
1	Out		1:49.817	6	1:38.734	1:38.734
2	1:47.390		1:47.390	7	1:39.155	1:39.155
3	1:43.105		1:43.105	8	1:46.398	1:46.398
4	1:40.631		1:40.631	9	1:38.919	1:38.919
5	1:39.166		1:39.166	10		
25	Jon MORTON		Westfield Zetec			
1	Out		1:58.384	4	1:45.103	1:45.103
2	1:48.353		1:48.353	5		2:29.467P
3	2:07.256		2:07.256	6	Out	4:21.334
32	Andrew SPENCER		Westfield Zetec			
1	Out		1:53.566	6	1:40.603	1:40.603
2	1:45.347		1:45.347	7	1:40.743	1:40.743
3	1:42.738		1:42.738	8	1:39.887	1:39.887
4	1:42.781		1:42.781	9	1:40.243	1:40.243
5	1:40.111		1:40.111	10		
36	Jon CHAPPELL		Westfield Zetec			
1	Out		1:45.586	6	1:38.876	1:38.876
2	1:41.804		1:41.804	7	1:38.220	1:38.220
3	1:45.084		1:45.084	8	1:37.572	1:37.572
4	1:38.824		1:38.824	9	1:38.548	1:38.548
5	1:38.549		1:38.549	10		
38	Richard HARDY-BISHOP		Westfield Zetec			
1	Out		1:59.011	6	1:43.392	1:43.392
2	1:50.527		1:50.527	7	1:50.518	1:50.518
3	1:44.491		1:44.491	8	1:41.775	1:41.775
4	1:43.993		1:43.993	9	1:41.883	1:41.883
5	1:43.186		1:43.186	10		
66	Mark CURTIS		Westfield Zetec			
1	Out		1:45.538	6	1:41.784	1:41.784
2	1:41.859		1:41.859	7	1:41.163	1:41.163
3	1:41.905		1:41.905	8	1:40.203	1:40.203
4	1:41.243		1:41.243	9	1:40.032	1:40.032
5	1:43.882		1:43.882	10		
71	Martin GARTSIDE		Westfield Zetec			
1	Out		1:52.143	6	2:01.566	2:01.566
2	1:43.864		1:43.864	7	1:41.669	1:41.669
3	1:42.428		1:42.428	8	1:38.578	1:38.578
4	1:41.217		1:41.217	9	1:39.553	1:39.553
5	1:40.251		1:40.251	10		
81	Didier PRONGUE		Westfield Zetec			
1	Out		1:51.920	6	1:44.966	1:44.966
2	1:44.933		1:44.933	7	1:55.052	1:55.052
3	1:41.082		1:41.082	8	1:38.075	1:38.075
4	1:49.131		1:49.131	9	1:37.923	1:37.923
5	1:39.271		1:39.271	10		

**BARC WESTFIELD SPORTSCAR
RACE 3 (1st Race) - GRID**

ROW 9	1:42.643 20 Peter DAGLISH	1:45.103 25 Jon MORTON
ROW 8	1:41.775 38 Richard HARDY-BISHOP	1:41.968 23 Paul TABERNER
ROW 7	1:40.737 14 Seamus HARDING	1:41.279 22 Geoff FAIRBURN
ROW 6	1:39.887 32 Andrew SPENCER	1:40.032 66 Mark CURTIS
ROW 5	1:38.734 24 Simon PRYKE	1:39.120 3 Brian SMALL
ROW 4	1:38.486 5 Dean LEIGHTON	1:38.578 71 Martin GARTSIDE
ROW 3	1:37.923 81 Didier PRONGUE	1:38.360 21 Andy MOWBRAY
ROW 2	1:37.572 36 Jon CHAPPELL	1:37.760 12 Thomas ROBINSON
ROW 1	1:37.085 2 Matthew FLOWERS	1:37.270 1 Nick FLOWERS
Pole		
		

Weather / Track : Cloudy / Dry

Oulton Island
Circuit Length = 2.2600 miles

These results are provisional until the conclusion of any judicial and technical matters.

Clerk of Course :

Timekeeper :

BARC WESTFIELD SPORTSCAR

RACE 3 (1st Race) - CLASSIFICATION

POS	NO	CL	NAME	ENTRY	LAPS	TIME	GAP	DIFF	MPH	BEST	ON
1	32		Andrew SPENCER	Westfield Zetec	13	21:37.373			81.52	1:37.294	13
2	36		Jon CHAPPELL	Westfield Zetec	13	21:39.375	2.002	2.002	81.39	1:37.535	11
3	71		Martin GARTSIDE	Westfield Zetec	13	21:46.831	9.458	7.456	80.93	1:38.317	4
4	66		Mark CURTIS	Westfield Zetec	13	21:50.540	13.167	3.709	80.70	1:39.048	8
5	21		Andy MOWBRAY	Westfield Zetec	13	21:51.566	14.193	1.026	80.64	1:38.244	4
6	20		Peter DAGLISH	Westfield Zetec	13	21:51.571	14.198	0.005	80.64	1:37.185	9
7	3		Brian SMALL	Westfield Zetec	13	21:54.155	16.782	2.584	80.48	1:38.146	10
8	2		Matthew FLOWERS	Westfield Zetec	13	21:55.663	18.290	1.508	80.39	1:37.124	13
9	81		Didier PRONGUE	Westfield Zetec	13	21:56.424	19.051	0.761	80.34	1:36.834	13
10	24		Simon PRYKE	Westfield Zetec	13	22:02.765	25.392	6.341	79.95	1:37.884	10
11	22		Geoff FAIRBURN	Westfield Zetec	13	22:18.685	41.312	15.920	79.00	1:39.471	12
12	38		Richard HARDY-BISHOP	Westfield Zetec	13	22:31.965	54.592	13.280	78.23	1:39.944	13
13	23		Paul TABERNER	Westfield Zetec	13	22:32.362	54.989	0.397	78.20	1:40.225	13
14	25		Jon MORTON	Westfield Zetec	13	22:34.060	56.687	1.698	78.11	1:40.481	13
NOT CLASSIFIED											
DNQ	5		Dean LEIGHTON	Westfield Zetec	7	12:21.390	6 laps	6 laps	76.81	1:38.974	6
DNQ	12		Thomas ROBINSON	Westfield Zetec	4	6:41.889	9 laps	3 laps	80.97	1:38.685	2
DNQ	14		Seamus HARDING	Westfield Zetec	4	7:40.359	9 laps	58.470	70.69	1:38.240	3
FASTEST LAP											
	81		Didier PRONGUE	Westfield Zetec	13	1:36.834		84.01 mph		135.21 kph	

Weather / Track : Cloudy / Dry

These results are provisional until the conclusion of any judicial and technical matters.

Oulton Island
Circuit Length = 2.2600 miles
Start: 09:18 End: 09:41

Clerk of Course :

Timekeeper :

**BARC WESTFIELD SPORTSCAR
RACE 3 (1st Race) - LAP CHART**

Lap 1			Lap 2			Lap 3			Lap 4			Lap 5		
No	Behind	Laptime	No	Behind	Laptime	No	Behind	Laptime	No	Behind	Laptime	No	Behind	Laptime
12		1:45.515	12		1:38.685	12		1:38.718	12		1:38.971	21		1:42.512
2	0.142	1:45.657	2	0.617	1:39.160	2	0.197	1:38.298	2	0.161	1:38.935	36	0.114	1:43.041
36	0.268	1:45.783	36	1.803	1:40.220	81	2.188	1:39.021	81	1.476	1:38.259	3	0.549	1:40.483
21	0.609	1:46.124	81	1.885	1:39.152	36	2.323	1:39.238	36	1.869	1:38.517	71	0.920	1:41.706
81	1.418	1:46.933	21	2.360	1:40.436	21	3.011	1:39.369	21	2.284	1:38.244	32	1.052	1:40.586
71	2.520	1:48.035	71	3.964	1:40.129	71	4.664	1:39.418	71	4.010	1:38.317	20	1.399	1:40.137
3	2.914	1:48.429	3	4.265	1:40.036	3	4.910	1:39.363	3	4.862	1:38.923	66	2.353	1:40.825
66	3.260	1:48.775	66	4.842	1:40.267	66	5.473	1:39.349	32	5.262	1:38.521	81	10.117	1:53.437
32	3.765	1:49.280	32	5.288	1:40.208	32	5.712	1:39.142	20	6.058	1:38.526	22	16.519	1:47.046
24	5.893	1:51.408	14	7.502	1:40.121	20	6.503	1:37.524	66	6.324	1:39.822	2	17.885	2:02.520
14	6.066	1:51.581	20	7.697	1:39.168	14	7.024	1:38.240	22	14.269	1:40.237	24	22.622	1:42.011
5	6.905	1:52.420	24	11.517	1:44.309	22	13.003	1:40.046	24	25.407	1:50.406	38	27.171	1:44.805
20	7.214	1:52.729	22	11.675	1:41.560	24	13.972	1:41.173	38	27.162	1:46.970	25	27.474	1:44.480
25	8.435	1:53.950	25	14.018	1:44.268	25	18.300	1:43.000	25	27.790	1:48.461	23	28.243	1:45.045
22	8.800	1:54.315	23	14.703	1:44.423	38	19.163	1:42.894	23	27.994	1:47.390	5	35.638	1:40.850
23	8.965	1:54.480	38	14.987	1:43.880	23	19.575	1:43.590	5	39.584	1:43.961			
38	9.792	1:55.307	5	30.188	2:01.968	5	34.594	1:43.124	14	58.470	2:30.417			


**BARC WESTFIELD SPORTSCAR
RACE 3 (1st Race) - LAP CHART**

Lap 6			Lap 7			Lap 8			Lap 9			Lap 10		
No	Behind	Laptime	No	Behind	Laptime	No	Behind	Laptime	No	Behind	Laptime	No	Behind	Laptime
36		1:40.384	36		1:39.752	36		1:39.528	32		1:38.552	32		1:38.551
3	0.081	1:40.030	3	0.742	1:40.413	32	0.079	1:38.757	36	0.499	1:39.130	3	0.257	1:38.146
20	0.721	1:39.820	20	0.751	1:39.782	3	0.536	1:39.322	3	0.662	1:38.757	20	1.484	1:39.030
21	1.098	1:41.596	32	0.850	1:39.248	21	1.839	1:39.639	20	1.005	1:37.185	36	1.922	1:39.974
32	1.354	1:40.800	21	1.728	1:40.382	71	2.317	1:38.992	21	3.039	1:39.831	21	4.685	1:40.197
71	2.053	1:41.631	71	2.853	1:40.552	20	2.451	1:41.228	66	4.784	1:40.549	66	6.224	1:39.991
66	2.437	1:40.582	66	3.346	1:40.661	66	2.866	1:39.048	71	5.284	1:41.598	71	6.238	1:39.505
22	18.911	1:42.890	22	18.798	1:39.639	2	20.375	1:40.469	2	20.303	1:38.559	2	19.745	1:37.993
81	19.117	1:49.498	81	18.980	1:39.615	81	20.467	1:41.015	81	20.374	1:38.538	81	20.374	1:38.551
2	19.655	1:42.268	2	19.434	1:39.531	24	22.173	1:38.993	24	22.123	1:38.581	24	21.456	1:37.884
24	23.106	1:40.982	24	22.708	1:39.354	22	31.680	1:52.410	22	33.763	1:40.714	22	35.278	1:40.066
25	31.194	1:44.218	23	33.741	1:42.092	38	39.538	1:43.883	38	43.665	1:42.758	38	46.632	1:41.518
23	31.401	1:43.656	25	34.108	1:42.666	25	39.689	1:45.109	23	43.819	1:42.714	23	46.689	1:41.421
38	31.954	1:45.281	5	34.455	1:40.093	23	39.736	1:45.523	25	44.937	1:43.879	25	47.353	1:40.967
5	34.114	1:38.974	38	35.183	1:42.981									

**BARC WESTFIELD SPORTSCAR
RACE 3 (1st Race) - LAP CHART**

Lap 11			Lap 12			Lap 13		
No	Behind	Laptime	No	Behind	Laptime	No	Behind	Laptime
32		1:38.381	32		1:38.053	32		1:37.294
20	0.428	1:37.325	20	0.314	1:37.939	36	2.002	1:38.207
3	0.458	1:38.582	36	1.089	1:38.066	71	9.458	1:39.069
36	1.076	1:37.535	71	7.683	1:39.103	66	13.167	1:39.624
71	6.633	1:38.776	66	10.837	1:41.750	21	14.193	1:40.019
21	7.047	1:40.743	21	11.468	1:42.474	20	14.198	1:51.178
66	7.140	1:39.297	3	15.099	1:52.694	3	16.782	1:38.977
2	19.085	1:37.721	2	18.460	1:37.428	2	18.290	1:37.124
81	19.942	1:37.949	81	19.511	1:37.622	81	19.051	1:36.834
24	21.378	1:38.303	24	22.131	1:38.806	24	25.392	1:40.555
22	37.127	1:40.230	22	38.545	1:39.471	22	41.312	1:40.061
38	49.276	1:41.025	38	51.942	1:40.719	38	54.592	1:39.944
23	49.355	1:41.047	23	52.058	1:40.756	23	54.989	1:40.225
25	50.788	1:41.816	25	53.500	1:40.765	25	56.687	1:40.481

**BARC WESTFIELD SPORTSCAR
RACE 7 (2nd Race) - GRID**

ROW 9	14	Seamus HARDING		
ROW 8	5	Dean LEIGHTON	12	Thomas ROBINSON
ROW 7	23	Paul TABERNER	25	Jon MORTON
ROW 6	22	Geoff FAIRBURN	38	Richard HARDY-BISHOP
ROW 5	81	Didier PRONGUE	24	Simon PRYKE
ROW 4	3	Brian SMALL	2	Matthew FLOWERS
ROW 3	21	Andy MOWBRAY	20	Peter DAGLISH
ROW 2	71	Martin GARTSIDE	66	Mark CURTIS
ROW 1	32	Andrew SPENCER	36	Jon CHAPPELL
Pole				
				

Oulton Island
Circuit Length = 2.2600 miles

Weather / Track : Bright / Dry

These results are provisional until the conclusion of any judicial and technical matters.

Clerk of Course :		Timekeeper :
-------------------	--	--------------

BARC WESTFIELD SPORTSCAR

RACE 7 (2nd Race) - CLASSIFICATION

POS	NO	CL	NAME	ENTRY	LAPS	TIME	GAP	DIFF	MPH	BEST	ON
1	2		Matthew FLOWERS	Westfield Zetec	12	19:44.514			82.42	1:36.963	5
2	32		Andrew SPENCER	Westfield Zetec	12	19:46.304	1.790	1.790	82.29	1:37.488	5
3	12		Thomas ROBINSON	Westfield Zetec	12	19:49.724	5.210	3.420	82.06	1:37.298	12
4	1		Nick FLOWERS	Westfield Zetec	12	19:49.835	5.321	0.111	82.05	1:37.073	12
5	81		Didier PRONGUE	Westfield Zetec	12	19:50.331	5.817	0.496	82.02	1:36.854	9
6	36		Jon CHAPPELL	Westfield Zetec	12	19:50.868	6.354	0.537	81.98	1:36.686	12
7	71		Martin GARTSIDE	Westfield Zetec	12	19:53.053	8.539	2.185	81.83	1:37.216	10
8	20		Peter DAGLISH	Westfield Zetec	12	19:53.637	9.123	0.584	81.79	1:36.526	9
9	66		Mark CURTIS	Westfield Zetec	12	19:55.413	10.899	1.776	81.67	1:37.714	9
10	3		Brian SMALL	Westfield Zetec	12	19:56.465	11.951	1.052	81.59	1:37.623	12
11	5		Dean LEIGHTON	Westfield Zetec	12	20:11.786	27.272	15.321	80.56	1:37.820	5
12	38		Richard HARDY-BISHOP	Westfield Zetec	12	20:18.181	33.667	6.395	80.14	1:39.582	9
13	23		Paul TABERNER	Westfield Zetec	12	20:18.832	34.318	0.651	80.10	1:39.243	12
14	25		Jon MORTON	Westfield Zetec	12	20:44.362	59.848	25.530	78.45	1:40.572	7
15	14		Seamus HARDING	Westfield Zetec	11	19:01.482	1 lap	1 lap	78.40	1:38.572	5
16	21		Andy MOWBRAY	Westfield Zetec	9	15:18.289	3 laps	2 laps	79.73	1:39.146	2
NOT CLASSIFIED											
DNQ	22		Geoff FAIRBURN	Westfield Zetec	7	12:11.384	5 laps	2 laps	77.86	1:38.291	5
DNQ	24		Simon PRYKE	Westfield Zetec	3	5:11.053	9 laps	4 laps	78.46	1:39.626	2
FASTEST LAP											
	20		Peter DAGLISH	Westfield Zetec	9	1:36.526			84.28 mph	135.64 kph	

Weather / Track : Bright / Dry

These results are provisional until the conclusion of any judicial and technical matters.

Oulton Island
Circuit Length = 2.2600 miles
Start: 12:13 End: 12:34

Clerk of Course :

Timekeeper :

**BARC WESTFIELD SPORTSCAR
RACE 7 (2nd Race) - LAP CHART**

Lap 1			Lap 2			Lap 3			Lap 4			Lap 5		
No	Behind	Laptime	No	Behind	Laptime	No	Behind	Laptime	No	Behind	Laptime	No	Behind	Laptime
66		1:44.130	66		1:39.969	36		1:38.761	32		1:37.910	32		1:37.488
36	1.009	1:45.139	36	0.290	1:39.250	66	0.368	1:39.419	36	0.332	1:39.014	20	0.420	1:37.058
20	1.599	1:45.729	20	0.626	1:38.996	32	0.772	1:39.076	20	0.850	1:38.325	2	0.615	1:36.963
2	1.965	1:46.095	32	0.747	1:38.555	20	1.207	1:39.632	2	1.140	1:38.490	36	1.507	1:38.663
21	2.027	1:46.157	21	1.204	1:39.146	2	1.332	1:39.017	66	1.598	1:39.912	66	2.465	1:38.355
32	2.161	1:46.291	2	1.366	1:39.370	21	1.555	1:39.402	21	2.571	1:39.698	71	4.799	1:39.610
71	2.877	1:47.007	71	1.897	1:38.989	71	2.117	1:39.271	71	2.677	1:39.242	12	4.887	1:38.049
3	3.632	1:47.762	81	2.227	1:38.345	81	2.454	1:39.278	1	4.062	1:38.831	1	6.950	1:40.376
81	3.851	1:47.981	3	2.872	1:39.209	3	3.012	1:39.191	12	4.326	1:39.928	21	7.069	1:41.986
24	3.929	1:48.059	24	3.586	1:39.626	12	3.080	1:38.113	3	6.962	1:42.632	3	7.932	1:38.458
22	4.167	1:48.297	22	3.683	1:39.485	1	3.913	1:38.652	81	9.041	1:45.269	81	8.799	1:37.246
12	4.623	1:48.753	12	4.018	1:39.364	22	4.189	1:39.557	14	9.718	1:39.469	14	10.802	1:38.572
1	4.893	1:49.023	1	4.312	1:39.388	24	7.903	1:43.368	22	11.872	1:46.365	22	12.675	1:38.291
23	6.108	1:50.238	23	7.823	1:41.684	14	8.931	1:39.118	5	13.029	1:41.039	5	13.361	1:37.820
25	7.471	1:51.601	14	8.864	1:40.729	23	10.309	1:41.537	23	14.134	1:42.507	38	18.161	1:40.509
14	8.104	1:52.234	25	10.581	1:43.079	5	10.672	1:38.894	38	15.140	1:40.562	23	18.426	1:41.780
5	8.452	1:52.582	5	10.829	1:42.346	38	13.260	1:40.943	25	17.155	1:42.354	25	20.813	1:41.146
38	9.366	1:53.496	38	11.368	1:41.971	25	13.483	1:41.953						

**BARC WESTFIELD SPORTSCAR
RACE 7 (2nd Race) - LAP CHART**

Lap 6			Lap 7			Lap 8			Lap 9			Lap 10		
No	Behind	Laptime	No	Behind	Laptime	No	Behind	Laptime	No	Behind	Laptime	No	Behind	Laptime
32		1:37.933	32		1:37.667	2		1:38.242	2		1:37.482	2		1:37.338
2	0.859	1:38.177	2	0.320	1:37.128	32	0.321	1:38.883	32	0.565	1:37.726	32	1.362	1:38.135
20	0.919	1:38.432	20	1.536	1:38.284	12	5.154	1:38.069	12	5.551	1:37.879	12	6.688	1:38.475
36	2.080	1:38.506	36	1.736	1:37.323	1	5.673	1:37.586	1	5.666	1:37.475	1	7.062	1:38.734
66	4.496	1:39.964	12	5.647	1:38.477	81	7.522	1:38.508	81	6.894	1:36.854	81	7.143	1:37.587
12	4.837	1:37.883	1	6.649	1:37.984	36	7.834	1:44.660	71	8.290	1:37.446	71	8.168	1:37.216
71	5.282	1:38.416	66	7.076	1:40.247	71	8.326	1:39.440	36	8.937	1:38.585	36	8.287	1:36.688
1	6.332	1:37.315	71	7.448	1:39.833	66	9.469	1:40.955	20	9.500	1:36.526	20	8.934	1:36.772
81	8.169	1:37.303	81	7.576	1:37.074	20	10.456	1:47.482	66	9.701	1:37.714	66	10.432	1:38.069
21	8.592	1:39.456	3	10.173	1:38.651	3	10.719	1:39.108	3	11.367	1:38.130	3	12.561	1:38.532
3	9.189	1:39.190	21	11.405	1:40.480	21	12.870	1:40.027	14	15.719	1:38.888	14	17.950	1:39.569
14	12.247	1:39.378	14	14.291	1:39.711	14	14.313	1:38.584	5	16.297	1:38.932	5	23.591	1:44.632
22	13.747	1:39.005	5	14.964	1:38.806	5	14.847	1:38.445	38	27.311	1:39.582	38	30.178	1:40.205
5	13.825	1:38.397	38	23.436	1:40.096	38	25.211	1:40.337	21	27.325	1:51.937	23	31.466	1:39.952
38	21.007	1:40.779	23	24.192	1:40.102	23	26.055	1:40.425	23	28.852	1:40.279	25	35.630	1:40.978
23	21.757	1:41.264	25	26.513	1:40.572	25	28.719	1:40.768	25	31.990	1:40.753			
25	23.608	1:40.728	22	36.464	2:00.384									

**BARC WESTFIELD SPORTSCAR
RACE 7 (2nd Race) - LAP CHART**

Lap 11			Lap 12		
No	Behind	Laptime	No	Behind	Laptime
2		1:37.902	2		1:38.310
32	1.137	1:37.677	32	1.790	1:38.963
12	6.222	1:37.436	12	5.210	1:37.298
1	6.558	1:37.398	1	5.321	1:37.073
81	6.829	1:37.588	81	5.817	1:37.298
36	7.978	1:37.593	36	6.354	1:36.686
71	9.294	1:39.028	71	8.539	1:37.555
20	9.604	1:38.572	20	9.123	1:37.829
66	10.670	1:38.140	66	10.899	1:38.539
3	12.638	1:37.979	3	11.951	1:37.623
5	25.990	1:40.301	5	27.272	1:39.592
38	32.209	1:39.933	38	33.667	1:39.768
23	33.385	1:39.821	23	34.318	1:39.243
25	44.392	1:46.664	25	59.848	1:53.766
14	55.278	2:15.230			

DUNLOP MINI SE7EN CHAMPIONSHIP

QUALIFYING - CLASSIFICATION

POS	NO	CL	NAME	ENTRY	TIME	ON	LAPS	GAP	DIFF	MPH
1	1	S7	Andrew DEVINY	Rover Mini	1:48.207	8	9			75.18
2	9	S7	Kane ASTIN	Mini Seven	1:48.212	6	9	0.005	0.005	75.18
3	4	S7	Paul THOMPSON	Rover Mini	1:48.482	4	8	0.275	0.270	74.99
4	46	S7	Max HUNTER	Mini	1:48.956	9	9	0.749	0.474	74.67
5	6	S7	Paul CLARK	Mini	1:49.794	6	8	1.587	0.838	74.10
6	50	S7	Ian DEVINY	Rover Mini	1:50.183	7	8	1.976	0.389	73.84
7	14	S7	Dave BANWELL	Mini Se7en	1:50.220	8	8	2.013	0.037	73.81
8	53	S7	Niven BURGE	Mini 7	1:50.319	6	8	2.112	0.099	73.74
9	22	S7	Graeme DAVIS	Mini 7	1:50.385	3	8	2.178	0.066	73.70
10	37	S7	Gareth HUNT	Mini Se7en	1:50.567	5	8	2.360	0.182	73.58
11	10	S7	Damon ASTIN	Mini Seven	1:50.940	6	8	2.733	0.373	73.33
12	16	S7	James WINNIFRITH	Mini Se7en	1:51.064	5	8	2.857	0.124	73.25
13	98	S7	Mark SMITH	Mini Seven	1:51.540	4	8	3.333	0.476	72.94
14	29	S7	Jabez DYER	Mini	1:51.619	5	8	3.412	0.079	72.89
15	24	S7	James BOWERS COULSON	Mini 7	1:51.639	7	8	3.432	0.020	72.87
16	35	S7	Paul SPARK	Rover Mini	1:51.846	5	8	3.639	0.207	72.74
17	20	S7	Darren THOMAS	Mini 7	1:51.880	3	8	3.673	0.034	72.72
18	60	S7	Malcolm KEAT	Mini Seven	1:52.315	6	8	4.108	0.435	72.43
19	34	S7	Anthony TOWEY	Mini	1:52.509	4	8	4.302	0.194	72.31
20	52	S7	Nathan BURGE	Mini Altered Image Vicker	1:52.619	7	8	4.412	0.110	72.24
21	26	S7	Lee JONES	Mini	1:52.674	6	8	4.467	0.055	72.20
22	82	S7	Andrew RUTHVEN	Mini Se7en	1:52.713	6	6	4.506	0.039	72.18
23	39	S7	Andy MILLER	Mini 7	1:54.610	8	8	6.403	1.897	70.98
24	23	S7	Ricky HORNE	Mini Spot on 6	1:55.693	8	8	7.486	1.083	70.32
25	68	S7	Malcolm KEAT	Mini Se7en	2:02.245	2	2	14.038	6.552	66.55
26	99	S7	Tim JOSLYN	Rover Mini	2:02.807	2	2	14.600	0.562	66.24

Weather / Track : Bright / Dry

These results are provisional until the conclusion of any judicial and technical matters.

Oulton Island
Circuit Length = 2.2600 miles
Start: 14:17 End: 14:34

Clerk of Course :	Timekeeper :
-------------------	--------------

DUNLOP MINI SE7EN CHAMPIONSHIP

QUALIFYING - Lap Times

1	Andrew DEVINY		Rover Mini			
1	Out		1:56.740	6	1:48.561	1:48.561
2	1:49.844		1:49.844	7	1:48.492	1:48.492
3	1:49.459		1:49.459	8	1:48.207	1:48.207
4	1:49.060		1:49.060	9	1:48.778	1:48.778
5	1:49.153		1:49.153	10		
4	Paul THOMPSON		Rover Mini			
1	Out		2:15.338	5	1:49.159	1:49.159
2	1:56.237		1:56.237	6	1:48.920	1:48.920
3	1:50.519		1:50.519	7	1:49.056	1:49.056
4	1:48.482		1:48.482	8	1:55.529	1:55.529
6	Paul CLARK		Mini			
1	Out		2:22.994	5	1:49.970	1:49.970
2	1:53.915		1:53.915	6	1:49.794	1:49.794
3	1:50.488		1:50.488	7	1:50.234	1:50.234
4	1:50.595		1:50.595	8	1:50.084	1:50.084
9	Kane ASTIN		Mini Seven			
1	Out		1:55.899	6	1:48.212	1:48.212
2	1:50.807		1:50.807	7	1:49.384	1:49.384
3	1:49.914		1:49.914	8	1:49.392	1:49.392
4	1:48.656		1:48.656	9	1:49.762	1:49.762
5	1:48.953		1:48.953	10		
10	Damon ASTIN		Mini Seven			
1	Out		1:56.146	5	1:51.236	1:51.236
2	1:53.506		1:53.506	6	1:50.940	1:50.940
3	1:51.649		1:51.649	7	1:51.434	1:51.434
4	1:51.102		1:51.102	8	1:51.471	1:51.471
14	Dave BANWELL		Mini Se7en			
1	Out		1:59.716	5	1:50.762	1:50.762
2	1:52.960		1:52.960	6	2:02.650	2:02.650
3	1:51.286		1:51.286	7	1:57.120	1:57.120
4	1:50.863		1:50.863	8	1:50.220	1:50.220
16	James WINNIFRITH		Mini Se7en			
1	Out		2:13.318	5	1:51.064	1:51.064
2	1:55.135		1:55.135	6	2:02.653	2:02.653
3	1:58.358		1:58.358	7	1:52.169	1:52.169
4	1:53.790		1:53.790	8	2:10.148	2:10.148
20	Darren THOMAS		Mini 7			
1	Out		1:59.512	5	1:55.021	1:55.021
2	1:54.551		1:54.551	6	1:53.300	1:53.300
3	1:51.880		1:51.880	7	1:52.576	1:52.576
4	1:53.672		1:53.672	8		2:04.080P
22	Graeme DAVIS		Mini 7			
1	Out		1:54.267	5	1:50.921	1:50.921
2	1:52.065		1:52.065	6	1:51.376	1:51.376
3	1:50.385		1:50.385	7	1:53.046	1:53.046
4	1:52.214		1:52.214	8	1:50.705	1:50.705
23	Ricky HORNE		Mini Spot on 6			
1	Out		2:09.763	5	1:56.026	1:56.026
2	1:58.315		1:58.315	6	1:55.986	1:55.986
3	1:56.116		1:56.116	7	1:55.893	1:55.893
4	1:55.762		1:55.762	8	1:55.693	1:55.693

Oulton Island
 Circuit Length = 2.2600 miles
 Start: 14:17 End: 14:34

Weather / Track : Bright / Dry

DUNLOP MINI SE7EN CHAMPIONSHIP

QUALIFYING - Lap Times

24	James BOWERS COULSON			Mini 7		
1	Out		1:57.420	5	1:53.284	1:53.284
2	1:53.488		1:53.488	6	1:52.720	1:52.720
3	1:52.401		1:52.401	7	1:51.639	1:51.639
4	2:14.066		2:14.066	8	1:51.882	1:51.882
26	Lee JONES			Mini		
1	Out		2:12.376	5	1:53.562	1:53.562
2	1:54.866		1:54.866	6	1:52.674	1:52.674
3	1:54.837		1:54.837	7	1:54.162	1:54.162
4	1:55.305		1:55.305	8	1:54.231	1:54.231
29	Jabez DYER			Mini		
1	Out		1:55.789	5	1:51.619	1:51.619
2	1:53.426		1:53.426	6	2:05.351	2:05.351
3	1:53.477		1:53.477	7	1:51.814	1:51.814
4	1:51.991		1:51.991	8	1:53.044	1:53.044
34	Anthony TOWEY			Mini		
1	Out		1:54.525	5	1:52.978	1:52.978
2	1:53.798		1:53.798	6	1:53.390	1:53.390
3	1:53.419		1:53.419	7	1:54.389	1:54.389
4	1:52.509		1:52.509	8	1:54.004	1:54.004
35	Paul SPARK			Rover Mini		
1	Out		2:01.173	5	1:51.846	1:51.846
2	1:53.020		1:53.020	6	1:59.832	1:59.832
3	1:55.241		1:55.241	7	1:58.379	1:58.379
4	1:52.290		1:52.290	8	2:13.411	2:13.411
37	Gareth HUNT			Mini Se7en		
1	Out		1:58.526	5	1:50.567	1:50.567
2	1:52.598		1:52.598	6	1:52.582	1:52.582
3	1:51.091		1:51.091	7	1:56.673	1:56.673
4	1:51.615		1:51.615	8	1:56.297	1:56.297
39	Andy MILLER			Mini 7		
1	Out		2:07.200	5	1:55.472	1:55.472
2	2:00.500		2:00.500	6	1:55.245	1:55.245
3	2:01.802		2:01.802	7	1:54.951	1:54.951
4	1:57.208		1:57.208	8	1:54.610	1:54.610
46	Max HUNTER			Mini		
1	Out		1:57.866	6	1:48.984	1:48.984
2	1:50.624		1:50.624	7	1:50.499	1:50.499
3	1:49.059		1:49.059	8	1:49.131	1:49.131
4	1:49.157		1:49.157	9	1:48.956	1:48.956
5	1:49.014		1:49.014	10		
50	Ian DEVINY			Rover Mini		
1	Out		2:08.881	5	1:50.788	1:50.788
2	1:51.667		1:51.667	6	1:50.646	1:50.646
3	1:51.579		1:51.579	7	1:50.183	1:50.183
4	1:50.275		1:50.275	8	2:01.120	2:01.120
52	Nathan BURGE			Mini Altered Image Vicker		
1	Out		2:11.322	5	2:04.825	2:04.825
2	1:57.430		1:57.430	6	1:58.876	1:58.876
3	1:56.381		1:56.381	7	1:52.619	1:52.619
4	1:54.257		1:54.257	8	2:01.507	2:01.507

Oulton Island
 Circuit Length = 2.2600 miles
 Start: 14:17 End: 14:34


Weather / Track : Bright / Dry

DUNLOP MINI SE7EN CHAMPIONSHIP
QUALIFYING - Lap Times

53	Niven BURGE		Mini 7			
1	Out		2:12.007	5	1:51.108	1:51.108
2	1:53.081		1:53.081	6	1:50.319	1:50.319
3	1:51.514		1:51.514	7	2:01.429	2:01.429
4	1:51.572		1:51.572	8	2:18.045	2:18.045
60	Malcolm KEAT		Mini Seven			
1	Out		1:54.091	5	1:53.623	1:53.623
2	1:55.386		1:55.386	6	1:52.315	1:52.315
3	1:54.603		1:54.603	7	1:52.885	1:52.885
4	1:54.277		1:54.277	8	1:58.540	1:58.540
68	Malcolm KEAT		Mini Se7en			
1	Out		2:12.183	2	2:02.245	2:02.245
82	Andrew RUTHVEN		Mini Se7en			
1	Out		2:06.065	4	Out	2:07.062P
2	1:56.908		1:56.908	5	Out	4:42.223
3	1:53.873		1:53.873	6	1:52.713	1:52.713
98	Mark SMITH		Mini Seven			
1	Out		1:53.341	5	1:52.102	1:52.102
2	1:52.904		1:52.904	6	1:51.794	1:51.794
3	1:51.969		1:51.969	7	1:51.855	1:51.855
4	1:51.540		1:51.540	8	1:51.685	1:51.685
99	Tim JOSLYN		Rover Mini			
1	Out		2:05.416	2	2:02.807	2:02.807

DUNLOP MINI SE7EN CHAMPIONSHIP

RACE 5 - GRID

ROW 13	2:02.245 68 Malcolm KEAT	2:02.807 99 Tim JOSLYN
ROW 12	1:54.610 39 Andy MILLER	1:55.693 23 Ricky HORNE
ROW 11	1:52.674 26 Lee JONES	1:52.713 82 Andrew RUTHVEN
ROW 10	1:52.509 34 Anthony TOWEY	1:52.619 52 Nathan BURGE
ROW 9	1:51.880 20 Darren THOMAS	1:52.315 60 Malcolm KEAT
ROW 8	1:51.639 24 James BOWERS COULSON	1:51.846 35 Paul SPARK
ROW 7	1:51.540 98 Mark SMITH	1:51.619 29 Jabez DYER
ROW 6	1:50.940 10 Damon ASTIN	1:51.064 16 James WINNIFRITH
ROW 5	1:50.385 22 Graeme DAVIS	1:50.567 37 Gareth HUNT
ROW 4	1:50.220 14 Dave BANWELL	1:50.319 53 Niven BURGE
ROW 3	1:49.794 6 Paul CLARK	1:50.183 50 Ian DEVINY
ROW 2	1:48.482 4 Paul THOMPSON	1:48.956 46 Max HUNTER
ROW 1	1:48.207 1 Andrew DEVINY	1:48.212 9 Kane ASTIN
Pole		
		

Weather / Track : Bright / Dry

These results are provisional until the conclusion of any judicial and technical matters.

Oulton Island
Circuit Length = 2.2600 miles

Clerk of Course :

Timekeeper :

DUNLOP MINI SE7EN CHAMPIONSHIP

RACE 5 - CLASSIFICATION

POS	NO	CL	NAME	ENTRY	LAPS	TIME	GAP	DIFF	MPH	BEST	ON
1	4	S7	Paul THOMPSON	Rover Mini	11	20:08.237			74.07	1:48.280	9
2	46	S7	Max HUNTER	Mini	11	20:10.552	2.315	2.315	73.92	1:48.440	9
3	1	S7	Andrew DEVINY	Rover Mini	11	20:11.378	3.141	0.826	73.87	1:48.567	9
4	50	S7	Ian DEVINY	Rover Mini	11	20:12.575	4.338	1.197	73.80	1:48.825	2
5	9	S7	Kane ASTIN	Mini Seven	11	20:14.580	6.343	2.005	73.68	1:49.035	7
6	53	S7	Niven BURGE	Mini Altered Image Vickers	11	20:14.761	6.524	0.181	73.67	1:48.752	2
7	6	S7	Paul CLARK	Mini	11	20:16.670	8.433	1.909	73.55	1:49.132	7
8	37	S7	Gareth HUNT	Mini Se7en	11	20:17.019	8.782	0.349	73.53	1:48.974	7
9	22	S7	Graeme DAVIS	Mini 7	11	20:24.792	16.555	7.773	73.07	1:49.698	5
10	29	S7	Jabez DYER	Mini	11	20:27.337	19.100	2.545	72.91	1:49.329	3
11	24	S7	James BOWERS COULSON	Mini 7	11	20:40.599	32.362	13.262	72.13	1:51.203	8
12	16	S7	James WINNIFRITH	Mini Se7en	11	20:45.822	37.585	5.223	71.83	1:50.323	8
13	26	S7	Lee JONES	Mini	11	20:51.103	42.866	5.281	71.53	1:51.027	2
14	35	S7	Paul SPARK	Rover Mini	11	20:51.457	43.220	0.354	71.51	1:51.806	2
15	98	S7	Mark SMITH	Mini Seven	11	20:51.694	43.457	0.237	71.49	1:51.071	8
16	52	S7	Nathan BURGE	Mini Altered Image Vickers	11	20:52.269	44.032	0.575	71.46	1:51.326	10
17	60	S7	Malcolm KEAT	Mini Seven	11	21:11.783	1:03.546	19.514	70.37	1:53.284	4
18	68	S7	Clive TONGUE	Mini Se7en	11	21:32.128	1:23.891	20.345	69.26	1:54.713	8
19	23	S7	Ricky HORNE	Mini Spot on 6	11	21:32.193	1:23.956	0.065	69.25	1:53.238	2
20	39	S7	Andy MILLER	Mini 7	11	21:52.194	1:43.957	20.001	68.20	1:54.379	8
NOT CLASSIFIED											
DNF	82	S7	Andrew RUTHVEN	Mini Se7en	10	18:57.985	1 lap	1 lap	71.49	1:49.345	9
DNF	10	S7	Damon ASTIN	Mini Seven	8	14:50.722	3 laps	2 laps	73.07	1:49.531	5
DNF	14	S7	Dave BANWELL	Mini Se7en	6	11:09.884	5 laps	2 laps	72.87	1:49.497	4
DNF	34	S7	Anthony TOWEY	Mini	5	9:58.215	6 laps	1 lap	68.00	1:53.650	4
DNF	20	S7	Darren THOMAS	Mini 7	2	3:55.907	9 laps	3 laps	68.97	1:51.713	2
FASTEST LAP											
4	S7	Paul THOMPSON	Rover Mini		9	1:48.280		75.13 mph		120.92 kph	

Weather / Track : Cloudy / Dry

These results are provisional until the conclusion of any judicial and technical matters.

Oulton Island
Circuit Length = 2.2600 miles
Start: 10:22 End: 10:45

Clerk of Course :

Timekeeper :

DUNLOP MINI SE7EN CHAMPIONSHIP

RACE 5 - LAP CHART

Lap 1			Lap 2			Lap 3			Lap 4			Lap 5		
No	Behind	Laptime	No	Behind	Laptime	No	Behind	Laptime	No	Behind	Laptime	No	Behind	Laptime
1		1:55.746	1		1:49.440	4		1:49.775	4		1:49.763	4		1:50.230
9	0.194	1:55.940	4	0.037	1:48.836	46	0.423	1:49.547	46	0.168	1:49.508	46	0.160	1:50.222
4	0.641	1:56.387	9	0.199	1:49.445	9	1.049	1:50.662	9	0.787	1:49.501	1	0.392	1:49.470
46	1.126	1:56.872	46	0.688	1:49.002	1	1.144	1:50.956	1	1.152	1:49.771	9	0.610	1:50.053
53	2.001	1:57.747	53	1.313	1:48.752	53	1.451	1:49.950	53	1.562	1:49.874	53	1.141	1:49.809
50	2.419	1:58.165	50	1.804	1:48.825	50	1.977	1:49.985	50	1.723	1:49.509	50	1.616	1:50.123
6	3.020	1:58.766	6	3.030	1:49.450	6	2.416	1:49.198	6	2.278	1:49.625	6	2.857	1:50.809
37	4.084	1:59.830	37	4.332	1:49.688	37	4.236	1:49.716	37	4.588	1:50.115	37	3.904	1:49.546
14	4.356	2:00.102	14	5.076	1:50.160	14	5.096	1:49.832	14	4.830	1:49.497	14	4.347	1:49.747
22	4.877	2:00.623	22	5.138	1:49.701	22	5.406	1:50.080	22	5.352	1:49.709	22	4.820	1:49.698
10	5.358	2:01.104	10	5.843	1:49.925	10	5.898	1:49.867	10	5.732	1:49.597	10	5.033	1:49.531
16	5.549	2:01.295	29	6.909	1:50.229	29	6.426	1:49.329	29	6.430	1:49.767	29	6.966	1:50.766
29	6.120	2:01.866	82	8.869	1:50.382	82	9.209	1:50.152	82	10.093	1:50.647	82	10.198	1:50.335
98	6.913	2:02.659	35	9.495	1:51.806	35	11.742	1:52.059	24	14.635	1:51.285	24	15.695	1:51.290
35	7.129	2:02.875	20	10.721	1:51.713	24	13.113	1:51.901	35	15.070	1:53.091	26	17.792	1:52.478
82	7.927	2:03.673	24	11.024	1:51.522	26	13.749	1:52.221	26	15.544	1:51.558	35	18.505	1:53.665
20	8.448	2:04.194	26	11.340	1:51.027	52	17.497	1:52.236	98	21.177	1:51.348	98	23.975	1:53.028
24	8.942	2:04.688	23	14.598	1:53.238	23	18.766	1:53.980	52	21.209	1:53.475	16	24.664	1:50.591
26	9.753	2:05.499	52	15.073	1:52.435	98	19.592	1:51.592	23	23.225	1:54.222	52	24.849	1:53.870
34	10.044	2:05.790	98	17.812	2:00.339	16	23.177	1:51.780	16	24.303	1:50.889	23	31.579	1:58.584
23	10.800	2:06.546	60	20.671	1:57.920	60	24.535	1:53.676	60	28.056	1:53.284	60	31.958	1:54.132
52	12.078	2:07.824	34	21.029	2:00.425	34	25.085	1:53.868	34	28.972	1:53.650	68	41.945	1:55.881
60	12.191	2:07.937	16	21.209	2:05.100	68	29.109	1:56.974	68	36.294	1:56.948	34	43.224	2:04.482
68	12.696	2:08.442	68	21.947	1:58.691	39	56.290	2:24.140	39	1:02.633	1:56.106	39	1:06.880	1:54.477
39	12.996	2:08.742	39	21.962	1:58.406									

DUNLOP MINI SE7EN CHAMPIONSHIP
RACE 5 - LAP CHART

Lap 6			Lap 7			Lap 8			Lap 9			Lap 10		
No	Behind	Laptime	No	Behind	Laptime	No	Behind	Laptime	No	Behind	Laptime	No	Behind	Laptime
4		1:49.389	4		1:48.993	4		1:49.030	4		1:48.280	4		1:48.736
46	0.441	1:49.670	9	0.595	1:49.035	46	1.588	1:49.798	46	1.748	1:48.440	46	2.081	1:49.069
9	0.553	1:49.332	46	0.820	1:49.372	1	1.777	1:49.784	1	2.064	1:48.567	1	2.168	1:48.840
1	0.883	1:49.880	1	1.023	1:49.133	50	2.515	1:49.505	50	3.069	1:48.834	50	3.812	1:49.479
53	1.231	1:49.479	53	1.568	1:49.330	53	3.209	1:50.671	53	3.799	1:48.870	53	5.134	1:50.071
50	1.644	1:49.417	50	2.040	1:49.389	9	3.647	1:52.082	9	5.065	1:49.698	9	5.420	1:49.091
6	3.039	1:49.571	6	3.178	1:49.132	6	4.810	1:50.662	37	6.618	1:49.951	37	7.762	1:49.880
37	3.624	1:49.109	37	3.605	1:48.974	37	4.947	1:50.372	6	6.740	1:50.210	6	8.037	1:50.033
14	5.504	1:50.546	22	6.861	1:50.038	22	8.172	1:50.341	22	11.294	1:51.402	22	14.066	1:51.508
22	5.816	1:50.385	10	7.174	1:49.931	10	8.319	1:50.175	29	13.730	1:50.635	29	16.811	1:51.817
10	6.236	1:50.592	29	9.820	1:50.540	29	11.375	1:50.585	82	13.928	1:49.345	24	29.093	1:52.098
29	8.273	1:50.696	82	11.550	1:49.783	82	12.863	1:50.343	24	25.731	1:51.721	16	33.377	1:50.986
82	10.760	1:49.951	24	20.117	1:51.304	24	22.290	1:51.203	16	31.127	1:50.990	26	37.835	1:53.975
24	17.806	1:51.500	26	23.905	1:52.273	26	27.548	1:52.673	26	32.596	1:53.328	98	38.099	1:51.783
26	20.625	1:52.222	16	27.124	1:50.484	16	28.417	1:50.323	98	35.052	1:52.736	82	38.566	2:13.374
35	23.302	1:54.186	35	27.536	1:53.227	98	30.596	1:51.071	35	35.184	1:52.699	35	39.179	1:52.731
16	25.633	1:50.358	98	28.555	1:51.673	35	30.765	1:52.259	52	37.132	1:52.018	52	39.722	1:51.326
98	25.875	1:51.289	52	30.519	1:51.426	52	33.394	1:51.905	60	53.476	1:53.700	60	58.440	1:53.700
52	28.086	1:52.626	60	42.338	1:54.470	60	48.056	1:54.748	68	1:09.351	1:54.811	23	1:17.123	1:56.476
60	36.861	1:54.292	23	49.279	1:58.730	23	1:00.228	1:59.979	23	1:09.383	1:57.435	68	1:17.835	1:57.220
23	39.542	1:57.352	68	57.137	1:56.782	68	1:02.820	1:54.713	39	1:30.324	1:54.740	39	1:37.983	1:56.395
68	49.348	1:56.792	39	1:18.515	1:55.290	39	1:23.864	1:54.379						
39	1:12.218	1:54.727												

DUNLOP MINI SE7EN CHAMPIONSHIP

RACE 5 - LAP CHART

Lap 11		
No	Behind	Laptime
4		1:48.818
46	2.315	1:49.052
1	3.141	1:49.791
50	4.338	1:49.344
9	6.343	1:49.741
53	6.524	1:50.208
6	8.433	1:49.214
37	8.782	1:49.838
22	16.555	1:51.307
29	19.100	1:51.107
24	32.362	1:52.087
16	37.585	1:53.026
26	42.866	1:53.849
35	43.220	1:52.859
98	43.457	1:54.176
52	44.032	1:53.128
60	1:03.546	1:53.924
68	1:23.891	1:54.874
23	1:23.956	1:55.651
39	1:43.957	1:54.792

DUNLOP MINI MIGLIA CHAMPIONSHIP

QUALIFYING - CLASSIFICATION

POS	NO	CL	NAME	ENTRY	TIME	ON	LAPS	GAP	DIFF	MPH
1	3	MM	Kelly ROGERS	Vickers Mini	1:38.913	7	8			82.25
2	1	MM	Bill SOLLIS	Bill Built Mini	1:39.060	6	8	0.147	0.147	82.13
3	23	MM	Andrew HACK	Mini Miglia	1:40.280	6	8	1.367	1.220	81.13
4	20	MM	Endaf OWENS	Mini	1:40.340	3	4	1.427	0.060	81.08
5	6	MM	Colin PEACOCK	Mini Miglia	1:40.369	6	8	1.456	0.029	81.06
6	15	MM	Gordan POCOCK	Mini Miglia	1:41.532	7	8	2.619	1.163	80.13
7	69	MM	Tony LE-MAY	Mini Miglia	1:41.894	4	8	2.981	0.362	79.84
8	22	MM	Sarah MUNNS	Mini Miglia	1:42.743	5	7	3.830	0.849	79.18
9	42	MM	Paul SIMMONDS	Mini Miglia	1:43.530	7	8	4.617	0.787	78.58
10	75	MM	Paul BROWN	Brownspeed Mini	1:43.540	2	6	4.627	0.010	78.57
11	34	MM	Keith ALLINGTON	Mini Miglia	1:45.047	8	8	6.134	1.507	77.45
12	5	MM	Mark SIMS	Mini Miglia	1:45.970	1	1	7.057	0.923	76.77
13	10	MM	Phil LEE	Mini Miglia	1:47.339	1	1	8.426	1.369	75.79
14	16	MM	Andrew WORSLEY	Mini Miglia	1:49.477	6	7	10.564	2.138	74.31
15	30	MM	Phil RUDGE	Mini Miglia	1:58.763	1	1	19.850	9.286	68.50

Car 16 - No Working Transponder

Weather / Track : Overcast / Dry

These results are provisional until the conclusion of any judicial and technical matters.

Oulton Island
 Circuit Length = 2.2600 miles
 Start: 15:06 End: 15:23

Clerk of Course :

Timekeeper :

DUNLOP MINI MIGLIA CHAMPIONSHIP

QUALIFYING - LAP TIMES

1	Bill SOLLIS		Bill Built Mini			
1	1:44.476		1:44.476	5	1:39.661	1:39.661
2	1:40.506		1:40.506	6	1:39.060	1:39.060
3	1:39.896		1:39.896	7	2:01.696	2:01.696
4	1:39.905		1:39.905	8	1:47.207	1:47.207
3	Kelly ROGERS		Vickers Mini			
1	1:43.928		1:43.928	5	1:58.539	1:58.539
2	1:39.751		1:39.751	6	1:39.117	1:39.117
3	1:48.195		1:48.195	7	1:38.913	1:38.913
4	1:39.627		1:39.627	8	1:53.582	1:53.582
5	Mark SIMS		Mini Miglia			
1	1:45.970		1:45.970	2		
6	Colin PEACOCK		Mini Miglia			
1	1:42.519		1:42.519	5	1:41.031	1:41.031
2	1:41.462		1:41.462	6	1:40.369	1:40.369
3	1:41.400		1:41.400	7	1:40.489	1:40.489
4	1:40.952		1:40.952	8	1:40.648	1:40.648
10	Phil LEE		Mini Miglia			
1	1:47.339		1:47.339	2		
15	Gordan POCOCK		Mini Miglia			
1	1:45.738		1:45.738	5	1:43.652	1:43.652
2	1:43.750		1:43.750	6	1:42.602	1:42.602
3	1:44.060		1:44.060	7	1:41.532	1:41.532
4	1:43.156		1:43.156	8	1:41.698	1:41.698
16	Andrew WORSLEY		Mini Miglia			
1	1:53.318		1:53.318	5	1:51.220	1:51.220
2	1:52.929		1:52.929	6	1:49.477	1:49.477
3	1:55.592		1:55.592	7	1:54.642	1:54.642
4	1:51.646		1:51.646	8		
20	Endaf OWENS		Mini			
1	1:52.452		1:52.452	3	1:40.340	1:40.340
2	1:41.346		1:41.346	4	1:45.428	1:45.428
22	Sarah MUNNS		Mini Miglia			
1	1:50.580		1:50.580	5	1:42.743	1:42.743
2	1:44.989		1:44.989	6		2:12.188P
3	1:45.786		1:45.786	7		2:42.640
4	1:43.569		1:43.569	8		
23	Andrew HACK		Mini Miglia			
1	1:44.375		1:44.375	5	1:40.906	1:40.906
2	1:42.718		1:42.718	6	1:40.280	1:40.280
3	1:43.149		1:43.149	7	1:59.136	1:59.136
4	1:40.452		1:40.452	8	1:41.002	1:41.002
30	Phil RUDGE		Mini Miglia			
1	1:58.763		1:58.763	2		
34	Keith ALLINGTON		Mini Miglia			
1	1:50.873		1:50.873	5	1:45.431	1:45.431
2	1:48.125		1:48.125	6	1:45.945	1:45.945
3	1:45.645		1:45.645	7	1:45.504	1:45.504
4	1:45.731		1:45.731	8	1:45.047	1:45.047

Oulton Island
 Circuit Length = 2.2600 miles
 Start: 15:06 End: 15:23


Weather / Track : Bright / Dry

**DUNLOP MINI MIGLIA CHAMPIOSNHIP
QUALIFYING - LAP TIMES**

42	Paul SIMMONDS		Mini Miglia			
1	1:45.516		1:45.516	5	2:00.341	2:00.341
2	1:43.556		1:43.556	6	1:51.796	1:51.796
3	1:44.900		1:44.900	7	1:43.530	1:43.530
4	1:43.781		1:43.781	8	1:56.453	1:56.453
69	Tony LE-MAY		Mini Miglia			
1	1:43.859		1:43.859	5	1:41.969	1:41.969
2	1:41.911		1:41.911	6	1:42.406	1:42.406
3	1:42.086		1:42.086	7	1:43.058	1:43.058
4	1:41.894		1:41.894	8	1:42.124	1:42.124
75	Paul BROWN		Brownspeed Mini			
1	1:46.097		1:46.097	4	1:54.797	1:54.797
2	1:43.540		1:43.540	5	1:44.029	1:44.029
3	1:58.739		1:58.739	6		2:12.331P

DUNLOP MINI MIGLIA CHAMPIOSNHIP

RACE 10 - GRID

ROW 8	1:58.763 30 Phil RUDGE	
ROW 7	1:47.339 10 Phil LEE	1:49.477 16 Andrew WORSLEY
ROW 6	1:45.047 34 Keith ALLINGTON	1:45.970 5 Mark SIMS
ROW 5	1:43.530 42 Paul SIMMONDS	1:43.540 75 Paul BROWN
ROW 4	1:41.894 69 Tony LE-MAY	1:42.743 22 Sarah MUNNS
ROW 3	1:40.369 6 Colin PEACOCK	1:41.532 15 Gordan POCOCK
ROW 2	1:40.280 23 Andrew HACK	1:40.340 20 Endaf OWENS
ROW 1	1:38.913 3 Kelly ROGERS	1:39.060 1 Bill SOLLIS
Pole		
		

Weather / Track : Bright / Dry

Oulton Island
Circuit Length = 2.2600 miles

These results are provisional until the conclusion of any judicial and technical matters.

Clerk of Course :		Timekeeper :
-------------------	--	--------------

DUNLOP MINI MIGLIA CHAMPIONSHIP

RACE 10 - CLASSIFICATION

POS	NO	CL	NAME	ENTRY	LAPS	TIME	GAP	DIFF	MPH	BEST	ON
1	3	MM	Kelly ROGERS	Vickers Mini	11	21:28.115			69.47	1:39.352	11
2	1	MM	Bill SOLLIS	Bill Built Mini	11	21:28.432	0.317	0.317	69.46	1:38.865	7
3	20	MM	Endaf OWENS	Mini	11	21:29.867	1.752	1.435	69.38	1:39.059	11
4	6	MM	Colin PEACOCK	Mini Miglia	11	21:29.979	1.864	0.112	69.37	1:38.804	11
5	5	MM	Mark SIMS	Mini Miglia	11	21:39.627	11.512	9.648	68.86	1:40.645	7
6	23	MM	Andrew HACK	Mini Miglia	11	21:41.024	12.909	1.397	68.78	1:40.159	4
7	69	MM	Tony LE-MAY	Mini Miglia	11	21:41.124	13.009	0.100	68.78	1:41.050	3
8	42	MM	Paul SIMMONDS	Mini Miglia	11	21:41.283	13.168	0.159	68.77	1:41.914	3
9	22	MM	Sarah MUNNS	Mini Miglia	11	21:42.044	13.929	0.761	68.73	1:42.244	10
10	39	MM	Paul WOODBRIDGE	Mini Miglia	11	21:44.479	16.364	2.435	68.60	1:42.677	7
11	34	MM	Keith ALLINGTON	Mini Miglia	11	21:45.601	17.486	1.122	68.54	1:43.127	6
12	75	MM	Paul BROWN	Brownspeed Mini	11	21:46.208	18.093	0.607	68.51	1:42.570	10
13	10	MM	Phil LEE	Mini Miglia	11	21:46.451	18.336	0.243	68.50	1:42.171	10
14	16	MM	Andrew WORSLEY	Mini Miglia	11	21:53.259	25.144	6.808	68.14	1:46.647	10
NOT CLASSIFIED											
DNF	15	MM	Gordan POCOCK	Mini Miglia	4	6:54.279	7 laps	7 laps	78.55	1:41.309	3
DNF	7	MM	Ralph SAUNDERS	Mini Miglia	3	5:57.538	8 laps	1 lap	68.26	1:42.162	2
DNF	30	MM	Phil RUDGE	Mini Miglia	0						
FASTEST LAP											
6	MM	Colin PEACOCK	Mini Miglia	11	1:38.804		82.34 mph		132.52 kph		

Weather / Track : Bright / Dry

These results are provisional until the conclusion of any judicial and technical matters.

Oulton Island
Circuit Length = 2.2600 miles
Start: 14:54 End: 15:16

Clerk of Course :

Timekeeper :

DUNLOP MINI MIGLIA CHAMPIOSNHIP
RACE 10 - LAP CHART

Lap 1			Lap 2			Lap 3			Lap 4			Lap 5		
No	Behind	Laptime	No	Behind	Laptime	No	Behind	Laptime	No	Behind	Laptime	No	Behind	Laptime
3		1:46.989	3		1:41.233	3		1:40.367	3		1:40.149	3		1:39.588
23	0.123	1:47.112	1	0.083	1:41.044	23	0.487	1:40.518	23	0.497	1:40.159	20	2.018	1:40.693
1	0.272	1:47.261	23	0.336	1:41.446	1	0.631	1:40.915	1	0.627	1:40.145	23	3.590	1:42.681
20	0.620	1:47.609	20	1.097	1:41.710	20	0.960	1:40.230	20	0.913	1:40.102	1	3.595	1:42.556
6	1.209	1:48.198	6	1.518	1:41.542	6	1.343	1:40.192	6	1.157	1:39.963	6	3.847	1:42.278
15	2.423	1:49.412	69	2.772	1:41.423	69	3.455	1:41.050	69	4.920	1:41.614	69	7.623	1:42.291
69	2.582	1:49.571	15	3.023	1:41.833	15	3.965	1:41.309	15	5.541	1:41.725	42	11.408	1:42.857
42	3.702	1:50.691	42	4.592	1:42.123	42	6.139	1:41.914	42	8.139	1:42.149	5	13.846	1:42.750
75	4.774	1:51.763	5	6.893	1:42.350	5	8.847	1:42.321	5	10.684	1:41.986	22	16.429	1:42.306
5	5.776	1:52.765	7	7.137	1:42.162	75	10.927	1:44.002	22	13.711	1:42.750	75	18.511	1:43.570
7	6.208	1:53.197	75	7.292	1:43.751	22	11.110	1:43.572	75	14.529	1:43.751	34	19.285	1:43.935
34	6.479	1:53.468	22	7.905	1:42.482	34	11.880	1:43.314	34	14.938	1:43.207	39	23.249	1:43.479
22	6.656	1:53.645	34	8.933	1:43.687	39	15.595	1:44.360	39	19.358	1:43.912	10	24.040	1:43.663
10	8.176	1:55.165	39	11.602	1:43.711	10	16.008	1:44.648	10	19.965	1:44.106	16	52.358	1:49.793
39	9.124	1:56.113	10	11.727	1:44.784	16	32.376	1:50.176	16	42.153	1:49.926			
16	13.367	2:00.356	16	22.567	1:50.433	7	48.949	2:22.179						

DUNLOP MINI MIGLIA CHAMPIOSNHIP
RACE 10 - LAP CHART

Lap 6			Lap 7			Lap 8			Lap 9			Lap 10		
No	Behind	Laptime	No	Behind	Laptime	No	Behind	Laptime	No	Behind	Laptime	No	Behind	Laptime
3		1:39.878	3		1:39.732	3		2:51.842	3		3:29.198	3		1:39.787
20	2.677	1:40.537	1	3.463	1:38.865	1	0.823	2:49.202	1	0.830	3:29.205	1	0.094	1:39.051
1	4.330	1:40.613	20	3.602	1:40.657	20	1.328	2:49.568	20	2.633	3:30.503	20	2.045	1:39.199
23	5.618	1:41.906	6	7.756	1:41.773	6	2.361	2:46.447	6	3.153	3:29.990	6	2.412	1:39.046
6	5.715	1:41.746	23	9.035	1:43.149	23	3.051	2:45.858	23	4.502	3:30.649	23	8.190	1:43.475
69	9.714	1:41.969	69	11.988	1:42.006	69	3.863	2:43.717	69	4.721	3:30.056	42	8.381	1:42.431
42	13.749	1:42.219	42	16.543	1:42.526	42	5.240	2:40.539	42	5.737	3:29.695	69	8.544	1:43.610
5	15.946	1:41.978	5	16.859	1:40.645	5	6.155	2:41.138	5	6.796	3:29.839	5	8.716	1:41.707
22	19.002	1:42.451	22	21.592	1:42.322	22	6.766	2:37.016	22	7.240	3:29.672	22	9.697	1:42.244
75	22.123	1:43.490	75	25.913	1:43.522	75	7.484	2:33.413	75	7.749	3:29.463	75	10.532	1:42.570
34	22.534	1:43.127	34	26.313	1:43.511	34	8.130	2:33.659	34	8.304	3:29.372	39	11.708	1:42.905
39	26.137	1:42.766	39	29.082	1:42.677	39	9.156	2:31.916	39	8.590	3:28.632	34	11.922	1:43.405
10	26.793	1:42.631	10	29.435	1:42.374	10	9.669	2:32.076	10	9.860	3:29.389	10	12.244	1:42.171
16	1:01.737	1:49.257	16	1:32.033	2:10.028	16	34.628	1:54.437	16	10.748	3:05.318	16	17.608	1:46.647

**DUNLOP MINI MIGLIA CHAMPIOSNHIP
RACE 10 - LAP CHART**

Lap 11		
No	Behind	Laptime
3		1:39.352
1	0.317	1:39.575
20	1.752	1:39.059
6	1.864	1:38.804
5	11.512	1:42.148
23	12.909	1:44.071
69	13.009	1:43.817
42	13.168	1:44.139
22	13.929	1:43.584
39	16.364	1:44.008
34	17.486	1:44.916
75	18.093	1:46.913
10	18.336	1:45.444
16	25.144	1:46.888

BARC DUNLOP SPORT MAXX CUP

QUALIFYING - CLASSIFICATION

POS	NO	CL	NAME	ENTRY	TIME	ON	LAPS	GAP	DIFF	MPH
1	77	D	Simon GUSTERSON	Renault Sport 230	1:42.914	7	10			79.05
2	88	D	Roger GREEN	Nissan 350Z	1:43.323	5	6	0.409	0.409	78.74
3	78	D	Martin WALLBANK	Vauxhall VXR Astra	1:43.606	4	10	0.692	0.283	78.52
4	76	D	Shawn TAYLOR	Nissan 350Z	1:46.007	3	8	3.093	2.401	76.74
5	50	C	Mark HALES	SEAT Leon FR	1:47.596	9	10	4.682	1.589	75.61
6	70	D	Quentin LAITHWAITE	Renault Clio 182	1:47.950	6	8	5.036	0.354	75.36
7	57	I	Michael WEIDNER	MG ZR 160	1:48.060	10	11	5.146	0.110	75.29
8	62	C	Simon SHAW	Renault Clio 172	1:49.000	4	9	6.086	0.940	74.64
9	44	B	Keith WOOD	Fiat Punto HGT	1:51.429	9	11	8.515	2.429	73.01
10	30	B	Darelle WILSON	Mini Cooper	1:51.542	9	11	8.628	0.113	72.94
11	56	C	Mark WEINDER	MG ZR 160	1:52.265	5	11	9.351	0.723	72.47
12	47	B	Paul LUND	Alfa Romeo 147	1:52.821	8	11	9.907	0.556	72.11

Weather / Track : Bright / Dry

These results are provisional until the conclusion of any judicial and technical matters.

Oulton Island
 Circuit Length = 2.2600 miles
 Start: 14:40 End: 15:04

Clerk of Course :		Timekeeper :
-------------------	--	--------------

BARC DUNLOP SPORT MAXX CUP

QUALIFYING - LAP TIMES

30	Darelle WILSON		Mini Cooper			
1	Out		2:04.482	7	1:51.691	1:51.691
2	1:56.880		1:56.880	8	1:52.150	1:52.150
3	1:54.454		1:54.454	9	1:51.542	1:51.542
4	1:53.483		1:53.483	10	1:52.853	1:52.853
5	1:53.196		1:53.196	11	1:52.592	1:52.592
6	1:52.853		1:52.853	12		
44	Keith WOOD		Fiat Punto HGT			
1	Out		1:57.366	7	1:52.531	1:52.531
2	1:55.069		1:55.069	8	1:58.300	1:58.300
3	1:55.051		1:55.051	9	1:51.429	1:51.429
4	1:52.054		1:52.054	10	1:51.550	1:51.550
5	1:52.962		1:52.962	11	1:58.474	1:58.474
6	1:52.693		1:52.693	12		
47	Paul LUND		Alfa Romeo 147			
1	Out		2:08.358	7	1:53.388	1:53.388
2	1:56.577		1:56.577	8	1:52.821	1:52.821
3	1:53.603		1:53.603	9	1:53.762	1:53.762
4	1:53.889		1:53.889	10	1:53.318	1:53.318
5	1:53.357		1:53.357	11	1:53.729	1:53.729
6	1:53.318		1:53.318	12		
50	Mark HALES		SEAT Leon FR			
1	Out		1:49.144	6		4:01.533
2	1:47.849		1:47.849	7	1:47.748	1:47.748
3	2:04.790		2:04.790	8	1:48.399	1:48.399
4	1:48.154		1:48.154	9	1:47.596	1:47.596
5			1:42.974P	10	1:54.619	1:54.619
56	Mark WEINDER		MG ZR 160			
1	Out		2:04.046	7	1:53.412	1:53.412
2	1:58.743		1:58.743	8	1:52.807	1:52.807
3	1:55.351		1:55.351	9	1:53.960	1:53.960
4	1:53.782		1:53.782	10	1:53.169	1:53.169
5	1:52.265		1:52.265	11	1:53.715	1:53.715
6	1:52.670		1:52.670	12		
57	Michael WEIDNER		MG ZR 160			
1	Out		2:03.660	7	1:50.322	1:50.322
2	1:52.659		1:52.659	8	1:49.593	1:49.593
3	1:50.649		1:50.649	9	1:48.524	1:48.524
4	1:48.945		1:48.945	10	1:48.060	1:48.060
5	1:50.181		1:50.181	11	1:48.068	1:48.068
6	1:55.418		1:55.418	12		
62	Simon SHAW		Renault Clio 172			
1	Out		1:57.509	6		1:58.693P
2	1:51.626		1:51.626	7		5:27.887
3	1:50.532		1:50.532	8	1:49.631	1:49.631
4	1:49.000		1:49.000	9	1:52.081	1:52.081
5	1:49.370		1:49.370	10		
70	Quentin LAITHWAITE		Renault Clio 182			
1	1:49.825		1:49.825	5	3:31.231	1:48.314
2	1:50.339		1:50.339	6	5.033	1:47.950
3	5:00.548		5:00.548	7	1:48.016	1:48.016
4	1:48.512		1:48.512	8	1:48.616	1:48.616
76	Shawn TAYLOR		Nissan 350Z			
1			1:56.219P	5	2:01.635	2:01.635
2			2:57.799	6	1:47.001	1:47.001


Oulton Island
 Circuit Length = 2.2600 miles
 Start: 14:40 End: 15:04

Weather / Track : Bright / Dry

**BARC DUNLOP SPORT MAXX CUP
QUALIFYING - LAP TIMES**

3	1:46.007		1:46.007	7	1:48.166		1:48.166
4	1:46.286		1:46.286	8			2:03.624P
77	Simon GUSTERSON		Renault Sport 230				
1	Out		1:49.106	6	1:43.909		1:43.909
2	1:43.991		1:43.991	7	1:42.914		1:42.914
3	1:43.214		1:43.214	8	2:10.057		2:10.057
4	1:44.179		1:44.179	9			2:06.324P
5	2:04.573		2:04.573	10			3:16.176P
78	Martin WALLBANK		Vauxhall VXR Astra				
1	Out		1:49.743	6			2:49.258
2	1:43.912		1:43.912	7	1:45.638		1:45.638
3	1:43.741		1:43.741	8	1:44.346		1:44.346
4	1:43.606		1:43.606	9	2:17.047		2:17.047
5			2:11.143P	10	1:44.479		1:44.479
88	Roger GREEN		Nissan 350Z				
1	1:44.099		1:44.099	4	4:28.092		5:59.936
2	1:43.423		1:43.423	5	1:43.323		1:43.323
3	3:15.527		1:43.683	6			1:52.906P

**BARC DUNLOP SPORT MAXX CUP
RACE 8 (1st Race) - GRID**

ROW 6	1:52.265 56 Mark WEINDER	1:52.821 47 Paul LUND
ROW 5	1:51.429 44 Keith WOOD	1:51.542 30 Darelle WILSON
ROW 4	1:48.060 57 Michael WEIDNER	1:49.000 62 Simon SHAW
ROW 3	1:47.596 50 Mark HALES	1:47.950 70 Quentin LAITHWAITE
ROW 2	1:43.606 78 Martin WALLBANK	1:46.007 76 Shawn TAYLOR
ROW 1	1:42.914 77 Simon GUSTERSON	1:43.323 88 Roger GREEN
Pole		
		

Weather / Track : Bright / Dry

Oulton Island
Circuit Length = 2.2600 miles

These results are provisional until the conclusion of any judicial and technical matters.

Clerk of Course :		Timekeeper :
-------------------	--	--------------

BARC DUNLOP SPORT MAXX CUP

RACE 8 (1st Race) - CLASSIFICATION

POS	NO	CL	NAME	ENTRY	LAPS	TIME	GAP	DIFF	MPH	BEST	ON
1	77	D	Simon GUSTERSON	Renault Sport 230	12	21:01.869			77.37	1:42.983	6
2	78	D	Martin WALLBANK	Vauxhall VXR Astra	12	21:02.731	0.862	0.862	77.31	1:43.814	2
3	76	D	Shawn TAYLOR	Nissan 350Z	12	21:30.917	29.048	28.186	75.62	1:45.572	7
4	57	I	Michael WEIDNER	MG ZR 160	12	21:44.052	42.183	13.135	74.86	1:46.635	2
5	70	D	Quentin LAITHWAITE	Renault Clio 182	12	21:49.630	47.761	5.578	74.54	1:47.524	10
6	62	C	Simon SHAW	Renault Clio 172	12	22:17.261	1:15.392	27.631	73.00	1:49.371	3
7	44	B	Keith WOOD	Fiat Punto HGT	12	22:22.043	1:20.174	4.782	72.74	1:50.363	10
8	56	C	Mark WEINDER	MG ZR 160	12	22:36.296	1:34.427	14.253	71.98	1:49.519	10
9	30	B	Darelle WILSON	Mini Cooper	12	22:38.334	1:36.465	2.038	71.87	1:50.599	12
10	47	B	Paul LUND	Alfa Romeo 147	12	22:45.633	1:43.764	7.299	71.49	1:52.029	2

NOT CLASSIFIED

DNF	88	D	Roger GREEN	Nissan 350Z	10	17:25.170	2 laps	2 laps	77.84	1:43.184	6
DNF	50	C	Mark HALES	SEAT Leon FR	5	9:35.602	7 laps	5 laps	70.67	1:48.925	4

FASTEST LAP

77	D	Simon GUSTERSON	Renault Sport 230	6	1:42.983	79.00 mph	127.14 kph
50	C	Mark HALES	SEAT Leon FR	4	1:48.925	74.69 mph	120.20 kph
44	B	Keith WOOD	Fiat Punto HGT	10	1:50.363	73.72 mph	118.64 kph
57	I	Michael WEIDNER	MG ZR 160	2	1:46.635	76.29 mph	122.78 kph

Weather / Track : Cloudy / Dry

These results are provisional until the conclusion of any judicial and technical matters.

Oulton Island
Circuit Length = 2.2600 miles
Start: 12:44 End: 13:07

Clerk of Course :	Timekeeper :
-------------------	--------------

**BARC DUNLOP SPORT MAXX CUP
RACE 8 (1st Race) - LAP CHART**

Lap 1			Lap 2			Lap 3			Lap 4			Lap 5		
No	Behind	Laptime	No	Behind	Laptime	No	Behind	Laptime	No	Behind	Laptime	No	Behind	Laptime
78		1:49.278	78		1:43.814	78		1:43.888	78		1:44.731	88		1:44.836
88	0.566	1:49.844	88	0.001	1:43.249	88	0.001	1:43.888	88	0.001	1:44.731	77	0.721	1:44.329
77	2.089	1:51.367	77	1.897	1:43.622	77	1.514	1:43.505	77	1.229	1:44.446	78	1.982	1:46.819
50	4.777	1:54.055	50	9.901	1:48.938	76	13.291	1:47.092	76	15.021	1:46.461	76	16.399	1:46.215
76	5.596	1:54.874	76	10.087	1:48.305	57	14.788	1:47.306	57	17.133	1:47.076	57	19.864	1:47.568
57	8.549	1:57.827	57	11.370	1:46.635	50	16.224	1:50.211	50	20.418	1:48.925	70	26.299	1:48.393
70	8.550	1:57.828	70	14.570	1:49.834	70	19.524	1:48.842	70	22.743	1:47.950	62	34.078	1:50.794
44	10.822	2:00.100	62	17.893	1:50.766	62	23.376	1:49.371	62	28.121	1:49.476	44	38.507	1:50.744
62	10.941	2:00.219	44	19.061	1:52.053	44	25.975	1:50.802	44	32.600	1:51.356	47	45.777	1:53.671
47	12.554	2:01.832	47	20.769	1:52.029	47	29.059	1:52.178	30	36.767	1:52.087	50	49.054	2:13.473
56	12.649	2:01.927	30	22.005	1:52.380	30	29.411	1:51.294	47	36.943	1:52.615	30	52.729	2:00.799
30	13.439	2:02.717	56	32.840	2:04.005	56	41.990	1:53.038	56	49.820	1:52.561	56	56.321	1:51.338


BARC DUNLOP SPORT MAXX CUP
RACE 8 (1st Race) - LAP CHART

Lap 6			Lap 7			Lap 8			Lap 9			Lap 10		
No	Behind	Laptime	No	Behind	Laptime	No	Behind	Laptime	No	Behind	Laptime	No	Behind	Laptime
88		1:43.184	88		1:43.587	88		1:44.592	88		1:43.215	88		1:44.044
77	0.520	1:42.983	77	0.272	1:43.339	77	0.379	1:44.699	77	0.669	1:43.505	77	0.291	1:43.666
78	3.483	1:44.685	78	4.445	1:44.549	78	4.521	1:44.668	78	5.812	1:44.506	78	6.763	1:44.995
76	19.516	1:46.301	76	21.501	1:45.572	76	22.957	1:46.048	76	26.212	1:46.470	76	29.315	1:47.147
57	23.980	1:47.300	57	28.707	1:48.314	57	32.275	1:48.160	57	36.384	1:47.324	57	40.247	1:47.907
70	31.359	1:48.244	70	35.582	1:47.810	70	39.510	1:48.520	70	43.856	1:47.561	70	47.336	1:47.524
62	41.755	1:50.861	62	49.245	1:51.077	62	55.048	1:50.395	62	1:02.569	1:50.736	62	1:09.837	1:51.312
44	45.874	1:50.551	44	53.874	1:51.587	44	1:00.857	1:51.575	44	1:08.524	1:50.882	44	1:14.843	1:50.363
47	55.736	1:53.143	47	1:05.225	1:53.076	47	1:13.036	1:52.403	47	1:22.923	1:53.102	56	1:29.711	1:49.519
30	1:00.331	1:50.786	30	1:07.583	1:50.839	30	1:14.200	1:51.209	30	1:23.248	1:52.263	30	1:31.152	1:51.948
56	1:04.485	1:51.348	56	1:11.020	1:50.122	56	1:17.045	1:50.617	56	1:24.236	1:50.406	47	1:32.348	1:53.469

**BARC DUNLOP SPORT MAXX CUP
RACE 8 (1st Race) - LAP CHART**

Lap 11			Lap 12		
No	Behind	Laptime	No	Behind	Laptime
77		1:50.884	77		1:45.524
78	0.655	1:45.067	78	0.862	1:45.731
76	27.024	1:48.884	76	29.048	1:47.548
57	37.868	1:48.796	57	42.183	1:49.839
70	45.069	1:48.908	70	47.761	1:48.216
62	1:09.781	1:51.119	62	1:15.392	1:51.135
44	1:14.811	1:51.143	44	1:20.174	1:50.887
56	1:29.176	1:50.640	56	1:34.427	1:50.775
30	1:31.390	1:51.413	30	1:36.465	1:50.599
47	1:35.243	1:54.070	47	1:43.764	1:54.045

**BARC DUNLOP SPORT MAXX CUP
RACE 11 (2nd Race) - GRID AMENDED**

ROW 6	47 Paul LUND	
ROW 5	30 Darelle WILSON	56 Mark WEINDER
ROW 4	62 Simon SHAW	44 Keith WOOD
ROW 3	70 Quentin LAITHWAITE	57 Michael WEIDNER
ROW 2	76 Shawn TAYLOR	50 Mark HALES
ROW 1	77 Simon GUSTERSON	78 Martin WALLBANK
Pole		
		

Car 88 Withdrawn

Weather / Track : Bright / Dry

These results are provisional until the conclusion of any judicial and technical matters.

Oulton Island
Circuit Length = 2.2600 miles

Clerk of Course :		Timekeeper :
-------------------	--	--------------

BARC DUNLOP SPORT MAXX CUP

RACE 11 (2nd Race) - CLASSIFICATION

POS	NO	CL	NAME	ENTRY	LAPS	TIME	GAP	DIFF	MPH	BEST	ON
1	78	D	Martin WALLBANK	Vauxhall VXR Astra	11	19:44.499			75.55	1:43.403	6
2	77	D	Simon GUSTERSON	Renault Sport 230	11	19:49.998	5.499	5.499	75.20	1:43.029	6
3	76	D	Shawn TAYLOR	Nissan 350Z	11	20:28.025	43.526	38.027	72.87	1:44.746	2
4	70	D	Quentin LAITHWAITE	Renault Clio 182	11	20:35.315	50.816	7.290	72.44	1:47.424	2
5	62	C	Simon SHAW	Renault Clio 172	11	20:56.615	1:12.116	21.300	71.21	1:49.695	4
6	57	C	Michael WEIDNER	MG ZR 160	11	20:57.976	1:13.477	1.361	71.14	1:47.288	4
7	30	B	Darelle WILSON	Mini Cooper	11	21:28.987	1:44.488	31.011	69.43	1:51.256	5
8	56	C	Mark WEINDER	MG ZR 160	11	21:32.845	1:48.346	3.858	69.22	1:49.869	5

NOT CLASSIFIED

<i>DNF</i>	47	B	Paul LUND	Alfa Romeo 147	2	3:54.325	9 laps	9 laps	69.44	1:52.518	2
<i>DNF</i>	44	B	Keith WOOD	Fiat Punto HGT	2	4:06.208	9 laps	11.883	66.09	1:58.579	1

FASTEST LAP

	77	D	Simon GUSTERSON	Renault Sport 230	6	1:43.029			78.96 mph	127.08 kph	
	57	C	Michael WEIDNER	MG ZR 160	4	1:47.288			75.83 mph	122.04 kph	
	30	B	Darelle WILSON	Mini Cooper	5	1:51.256			73.12 mph	117.68 kph	

Weather / Track : Bright / Dry

These results are provisional until the conclusion of any judicial and technical matters.

Oulton Island
Circuit Length = 2.2600 miles
Start: 15:28 End: 15:51

Clerk of Course :		Timekeeper :
-------------------	--	--------------

BARC DUNLOP SPORT MAXX CUP
RACE 11 (2nd Race) - LAP CHART

Lap 1			Lap 2			Lap 3			Lap 4			Lap 5		
No	Behind	Laptime	No	Behind	Laptime	No	Behind	Laptime	No	Behind	Laptime	No	Behind	Laptime
78		1:49.504	78		1:43.519	78		1:44.511	78		1:44.084	78		1:43.770
76	1.906	1:51.410	76	3.133	1:44.746	76	3.448	1:44.826	77	3.070	1:43.319	77	2.360	1:43.060
77	2.798	1:52.302	77	3.806	1:44.527	77	3.835	1:44.540	76	6.043	1:46.679	76	8.494	1:46.221
70	6.894	1:56.398	70	10.799	1:47.424	70	14.683	1:48.395	70	18.722	1:48.123	70	22.970	1:48.018
44	9.075	1:58.579	62	16.143	1:49.857	57	22.719	1:50.747	57	25.923	1:47.288	57	29.466	1:47.313
62	9.805	1:59.309	57	16.483	1:50.150	62	22.883	1:51.251	62	28.494	1:49.695	62	35.111	1:50.387
57	9.852	1:59.356	56	18.702	1:50.907	56	25.780	1:51.589	56	32.343	1:50.647	56	38.442	1:49.869
30	10.657	2:00.161	30	18.744	1:51.606	30	25.859	1:51.626	30	33.418	1:51.643	30	40.904	1:51.256
56	11.314	2:00.818	47	21.302	1:52.518									
47	12.303	2:01.807	44	33.185	2:07.629									

BARC DUNLOP SPORT MAXX CUP
RACE 11 (2nd Race) - LAP CHART

Lap 6			Lap 7			Lap 8			Lap 9			Lap 10		
No	Behind	Laptime	No	Behind	Laptime	No	Behind	Laptime	No	Behind	Laptime	No	Behind	Laptime
78		1:43.403	78		1:44.521	78		1:48.046	78		1:53.034	78		1:54.369
77	1.986	1:43.029	77	0.512	1:43.047	77	0.095	1:47.629	77	2.992	1:55.931	77	3.468	1:54.845
76	10.473	1:45.382	76	23.760	1:57.808	76	30.029	1:54.315	76	34.095	1:57.100	76	38.372	1:58.646
70	27.348	1:47.781	70	32.159	1:49.332	70	37.736	1:53.623	70	42.343	1:57.641	70	46.922	1:58.948
57	33.547	1:47.484	57	36.780	1:47.754	57	54.483	2:05.749	57	1:00.814	1:59.365	62	1:07.239	2:00.336
62	42.447	1:50.739	62	48.188	1:50.262	62	54.927	1:54.785	62	1:01.272	1:59.379	57	1:07.277	2:00.832
56	45.404	1:50.365	56	51.897	1:51.014	30	1:09.370	1:58.928	30	1:18.826	2:02.490	30	1:27.268	2:02.811
30	48.925	1:51.424	30	58.488	1:54.084	56	1:17.582	2:13.731	56	1:29.925	2:05.377	56	1:39.097	2:03.541

**BARC DUNLOP SPORT MAXX CUP
RACE 11 (2nd Race) - LAP CHART**

Lap 11		
No	Behind	Laptime
78		1:55.738
77	5.499	1:57.769
76	43.526	2:00.892
70	50.816	1:59.632
62	1:12.116	2:00.615
57	1:13.477	2:01.938
30	1:44.488	2:12.958
56	1:48.346	2:04.987

BRITCAR ENDURANCE CHAMPIONSHIP

QUALIFYING - CLASSIFICATION

POS	NO	CL	NAME	ENTRY	TIME	ON	LAPS	GAP	DIFF	MPH
1	15	GT3	CHAMBERLAIN/ALLEN	Chimp Tune Racing	1:25.112	12	15			95.59
2	20	GT3	HAYNES/SHARPE	Adam Sharpe Motorsport	1:25.799	15	17	0.687	0.687	94.82
3	5	GT3	COOK/PELLE		1:26.100	10	12	0.988	0.301	94.49
4	26	GT3	MERCER/FORES	Topcat Racing	1:28.356	15	16	3.244	2.256	92.08
5	8	GT3	DONOVAN/RICHINGS		1:28.695	13	16	3.583	0.339	91.72
6	24	GT C	HARRISON/LESNIEWSKI	Topcat Racing	1:28.861	15	15	3.749	0.166	91.55
7	31	GT C	WILKINS/MORRIS	ABG Motorsport	1:29.463	13	14	4.351	0.602	90.94
8	9	GT3	HARRISON/BUSSEL		1:29.821	12	15	4.709	0.358	90.57
9	7	GT3	GAW/GOMES	Kinfaun Racing	1:30.038	8	15	4.926	0.217	90.36
10	22	GT C	SMITH/GAMSKI		1:32.464	14	15	7.352	2.426	87.99
11	6	GT3	HOGATH/KNUTTON	In 2 Racing	1:32.492	13	17	7.380	0.028	87.96
12	44	1	BENNET-BAGGS/BROWN	Geoff Steel Racing	1:32.698	13	15	7.586	0.206	87.76
13	62	1	SMITH/FERRARI	Metcalf Motorsport	1:33.529	14	15	8.417	0.831	86.98
14	29	GT C	WYATT/SIMPSON		1:33.897	12	15	8.785	0.368	86.64
15	90	2	SMITH/PLOTNEK	Mickel Racing	1:34.128	14	15	9.016	0.231	86.43
16	76	2	CUNNINGHAMS	Forge Motorsport	1:34.875	13	13	9.763	0.747	85.75
17	45	1	SYMONS/D'CRUZE	Butler Motorsport	1:35.211	13	13	10.099	0.336	85.45
18	69	2	Mark CLYNES	MGA Motorsport	1:35.564	10	15	10.452	0.353	85.13
19	60	1	CHARLTON/CHARLTON		1:37.818	3	10	12.706	2.254	83.17
20	55	2	WILDS/LAWSON/WILDS	HWR Motorsport	1:39.638	10	15	14.526	1.820	81.65
21	41	1	Anna WALENSKA	Kockney Koi	1:40.733	11	13	15.621	1.095	80.76
22	86	2	OLDEN/PHILLIPS		1:41.030	15	15	15.918	0.297	80.53
23	23	GT C	SALMON/ELLIS		1:42.030	6	7	16.918	1.000	79.74
24	87	2	ISSATT/TAYLOR		1:42.545	9	15	17.433	0.515	79.34
25	84	2	COULSON/HINKLEHOFFER	Moore Racing	1:46.192	9	11	21.080	3.647	76.61

CAR 44 - NO WORKING TRANSPONDER

Weather / Track : Cloudy / Dry

These results are provisional until the conclusion of any judicial and technical matters.

Oulton Island
Circuit Length = 2.2600 miles
Start: 08:30 End: 09:02

Clerk of Course :		Timekeeper :
-------------------	--	--------------

BRITCAR ENDURANCE CHAMPIONSHIP

QUALIFYING - LAP TIMES

5	COOK/PELLE					
1	Out		2:01.668	7	1:28.768	1:28.768
2	2:06.661		2:06.661	8	1:27.721	1:27.721
3	1:35.167		1:35.167	9	1:27.561	1:27.561
4	1:32.414		1:32.414	10	1:26.100	1:26.100
5	1:32.255		1:32.255	11		1:40.380P
6	1:31.075		1:31.075	12	Out	2:49.053
6	HOGATH/KNUTTON In 2 Racing					
1	Out		2:04.316	10	1:34.644	1:34.644
2	1:52.038		1:52.038	11	1:34.317	1:34.317
3	1:41.214		1:41.214	12	1:32.765	1:32.765
4	2:34.216		2:34.216	13	1:32.492	1:32.492
5	2:46.075		2:46.075	14	1:35.939	1:35.939
6	2:32.697		2:32.697	15	1:35.537	1:35.537
7	1:40.241		1:40.241	16	1:33.956	1:33.956
8	1:35.038		1:35.038	17	1:32.956	1:32.956
9	1:38.860		1:38.860	18		
7	GAW/GOMES Kinfaun Racing					
1	1:43.199		1:43.199	9		1:41.064P
2	1:36.311		1:36.311	10	Out	3:17.735
3	1:33.225		1:33.225	11	1:40.227	1:40.227
4	1:56.954		1:56.954	12	1:35.664	1:35.664
5	2:48.512		2:48.512	13	1:39.937	1:39.937
6	2:26.327		2:26.327	14	1:42.794	1:42.794
7	1:32.790		1:32.790	15	1:33.462	1:33.462P
8	1:30.038		1:30.038	16		
8	DONOVAN/RICHINGS					
1	Out		1:57.901	9	1:31.068	1:31.068
2	1:42.664		1:42.664	10	1:30.552	1:30.552
3	1:40.042		1:40.042	11	1:31.823	1:31.823
4	1:36.911		1:36.911	12	1:28.908	1:28.908
5			1:56.486P	13	1:28.695	1:28.695
6	Out		5:52.336	14	1:29.286	1:29.286
7	1:39.598		1:39.598	15	1:28.737	1:28.737
8	1:33.584		1:33.584	16	1:29.837	1:29.837P
9	HARRISON/BUSSEL					
1	Out		2:20.933	9	1:32.703	1:32.703
2	2:01.057		2:01.057	10		1:39.392P
3	1:51.097		1:51.097	11	Out	2:35.706
4	1:58.277		1:58.277	12	1:29.821	1:29.821
5			2:54.196P	13	1:29.946	1:29.946
6	Out		4:01.023	14	1:31.972	1:31.972
7	1:37.215		1:37.215	15	1:30.083	1:30.083
8	1:34.774		1:34.774	16		
15	CHAMBERLAIN/ALLEN Chimp Tune Racing					
1	1:46.343		1:46.343	9	1:26.130	1:26.130
2	1:40.263		1:40.263	10		1:41.810P
3			1:47.047P	11	Out	3:37.421
4	Out		4:17.114	12	1:25.112	1:25.112
5	2:28.779		2:28.779	13	1:29.189	1:29.189
6	1:29.890		1:29.890	14	1:31.634	1:31.634
7	1:29.498		1:29.498	15	1:28.755	1:28.755
8	1:27.567		1:27.567	16		
20	HAYNES/SHARPE Adam Sharpe Motorsport					
1	Out		1:51.643	10	1:27.610	1:27.610
2	1:43.414		1:43.414	11	1:27.176	1:27.176
3	1:38.373		1:38.373	12	1:26.668	1:26.668

Oulton Island
 Circuit Length = 2.2600 miles
 Start: 08:30 End: 09:02

Weather / Track : Bright / Dry

BRITCAR ENDURANCE CHAMPIONSHIP

QUALIFYING - LAP TIMES

4	1:38.953		1:38.953	13	1:26.606		1:26.606
5			1:50.377P	14	1:26.179		1:26.179
6	Out		5:32.444	15	1:25.799		1:25.799
7	1:30.543		1:30.543	16	1:30.508		1:30.508
8	1:29.768		1:29.768	17	1:28.898		1:28.898
9	1:59.652		1:59.652	18			
22	SMITH/GAMSKI						
1	Out		1:52.223	9	1:34.432		1:34.432
2	1:47.677		1:47.677	10	1:32.991		1:32.991
3	1:37.636		1:37.636	11			1:46.648P
4			2:15.595P	12	Out		2:54.784
5	Out		3:10.898	13	1:34.842		1:34.842
6	2:27.275		2:27.275	14	1:32.464		1:32.464
7	1:35.761		1:35.761	15	1:33.135		1:33.135P
8	1:35.391		1:35.391	16			
23	SALMON/ELLIS						
1	Out		2:04.385	5	1:43.236		1:43.236
2	1:49.113		1:49.113	6	1:42.030		1:42.030
3			10:48.407P	7			1:46.207P
4	Out		4:06.642	8			
24	HARRISON/LESNIEWSKI Topcat Racing						
1	Out		2:06.263	9	1:33.829		1:33.829
2	1:51.008		1:51.008	10	1:32.667		1:32.667
3	1:46.851		1:46.851	11	1:31.106		1:31.106
4	2:30.920		2:30.920	12	1:33.772		1:33.772
5	2:46.825		2:46.825	13	1:33.435		1:33.435
6			2:40.311P	14	1:31.229		1:31.229
7	Out		3:31.817	15	1:28.861		1:28.861P
8	1:38.847		1:38.847	16			
26	MERCER/FORES Topcat Racing						
1	Out		2:09.675P	9	1:32.146		1:32.146
2	Out		2:28.318	10	1:31.390		1:31.390
3	1:42.639		1:42.639	11	1:30.831		1:30.831
4	2:02.341		2:02.341	12	1:32.815		1:32.815
5			2:53.433P	13	1:29.835		1:29.835
6	Out		3:31.522	14	1:29.170		1:29.170
7	1:37.671		1:37.671	15	1:28.356		1:28.356
8	1:35.439		1:35.439	16	1:33.298		1:33.298
29	WYATT/SIMPSON						
1	1:42.533		1:42.533	9	1:36.692		1:36.692
2	1:40.109		1:40.109	10	1:36.960		1:36.960
3	2:24.497		2:24.497	11	1:34.329		1:34.329
4	2:12.130		2:10.156P	12	1:33.897		1:33.897
5	4:09.124		4:11.098	13	1:34.132		1:34.132
6	1:43.148		1:43.148	14	1:33.915		1:33.915
7	1:39.963		1:39.963	15	1:34.021		1:34.021P
8	1:38.872		1:38.872	16			
31	WILKINS/MORRIS ABG Motorsport						
1	Out		2:04.637	8	1:35.311		1:35.311
2	1:52.737		1:52.737	9			1:42.004P
3	1:43.700		1:43.700	10	Out		3:43.849
4	2:29.528		2:29.528	11	1:30.525		1:30.525
5	2:47.101		2:47.101	12	1:29.644		1:29.644
6	2:33.780		2:33.780	13	1:29.463		1:29.463
7	1:39.512		1:39.512	14			1:44.619P
41	Anna WALENSKA Kockney Koi						
1	Out		1:57.069	8	1:45.943		1:45.943

Oulton Island
 Circuit Length = 2.2600 miles
 Start: 08:30 End: 09:02

Weather / Track : Bright / Dry

BRITCAR ENDURANCE CHAMPIONSHIP

QUALIFYING - LAP TIMES

2	1:49.965		1:49.965	9	1:50.168		1:50.168
3	2:09.967		2:09.967	10	1:42.804		1:42.804
4	2:47.866		2:47.866	11	1:40.733		1:40.733
5	2:30.562		2:30.562	12	1:42.156		1:42.156
6			1:48.637P	13	1:41.217		1:41.217
7	Out		5:17.524	14			
45	SYMONS/D'CRUZE			Butler Motorsport			
1	Out		1:57.627	8	1:39.837		1:39.837
2	1:56.317		1:56.317	9			1:52.722P
3	1:51.356		1:51.356	10	Out		3:40.334
4	2:12.348		2:12.348	11	1:48.203		1:48.203
5	2:26.571		2:26.571	12	1:35.254		1:35.254
6	1:46.526		1:46.526	13	1:35.211		1:35.211
7	1:46.102		1:46.102	14			
55	WILDS/LAWSON/WILDS			HWR Motorsport			
1	Out		2:15.534	9	1:41.305		1:41.305
2	2:01.037		2:01.037	10	1:39.638		1:39.638
3	1:51.381		1:51.381	11	1:40.280		1:40.280
4	1:57.805		1:57.805	12	1:40.980		1:40.980
5	2:47.942		2:47.942	13	1:40.580		1:40.580
6			2:33.703P	14	1:40.609		1:40.609
7	Out		3:00.312	15	1:40.742		1:40.742
8	1:43.904		1:43.904	16			
60	CHARLTON/CHARLTON						
1	Out		2:12.001	6			2:36.765P
2	1:49.294		1:49.294	7	Out		5:08.415
3	1:37.818		1:37.818	8	1:48.902		1:48.902
4	1:40.719		1:40.719	9	1:44.115		1:44.115
5	1:44.664		1:44.664	10			2:09.927P
69	Mark CLYNES			MGA Motorsport			
1	1:49.097		1:49.097	9	1:46.114		1:46.114
2	1:47.544		1:47.544	10	1:35.564		1:35.564
3	1:42.863		1:42.863	11	1:36.493		1:36.493
4	1:43.371		1:43.371	12	1:35.592		1:35.592
5			2:49.396P	13	1:35.617		1:35.617
6	Out		2:57.215P	14	1:35.670		1:35.670
7	Out		2:33.981	15	1:35.681		1:35.681P
8	1:39.119		1:39.119	16			
76	CUNNINGHAMS			Forge Motorsport			
1	Out		1:51.265	8	1:37.894		1:37.894
2	1:45.489		1:45.489	9	1:35.925		1:35.925
3	1:44.166		1:44.166	10	1:35.581		1:35.581
4			2:48.400P	11	1:36.154		1:36.154
5	Out		5:36.364	12	1:39.075		1:39.075
6	1:36.874		1:36.874	13	3:16.727		1:34.875
7	1:42.142		1:42.142	14			
84	COULSON/HINKLEHOFFER			Moore Racing			
1	Out		2:04.738	7	1:52.867		1:52.867
2	1:53.098		1:53.098	8	1:49.676		1:49.676
3	1:50.459		1:50.459	9	1:46.192		1:46.192
4	2:16.908		2:16.908	10	1:47.018		1:47.018
5			2:55.450P	11			1:50.277P
6	Out		4:03.231	12			
90	SMITH/PLOTNEK			Mickel Racing			
1	Out		1:58.397	9	1:36.137		1:36.137
2	1:43.113		1:43.113	10	1:35.963		1:35.963
3	1:39.369		1:39.369	11			1:45.463P

Oulton Island
 Circuit Length = 2.2600 miles
 Start: 08:30 End: 09:02

Weather / Track : Bright / Dry


BRITCAR ENDURANCE CHAMPIONSHIP

QUALIFYING - LAP TIMES

4	1:40.486		1:40.486	12	Out		3:00.000
5			1:52.518P	13	1:35.717		1:35.717
6	Out		5:51.658	14	1:34.128		1:34.128
7	1:39.996		1:39.996	15			1:46.308P
8	1:36.507		1:36.507	16			
44	BENNET-BAGGS/BROWN		Geoff Steel Racing				
1	1:48.804		1:48.804	9	1:50.060		1:50.060
2	1:43.185		1:43.185	10	1:36.296		1:36.296
3			1:50.962P	11	1:33.947		1:33.947
4			4:17.079	12	1:48.529		1:48.529
5	2:27.593		2:27.593	13	1:32.698		1:32.698
6	1:37.640		1:37.640	14	1:32.739		1:32.739
7	1:35.830		1:35.830	15			1:51.539P
8	1:33.892		1:33.892	16			
62	SMITH/FERRARI		Metcalf Motorsport				
1	1:44.780		1:44.780	9	1:34.949		1:34.949
2	1:42.889		1:42.889	10	1:34.036		1:34.036
3	1:43.864		1:43.864	11	1:37.021		1:37.021
4	1:50.314		1:50.314	12	1:35.565		1:35.565
5			2:42.108P	13	1:34.390		1:34.390
6	Out		4:49.133	14	1:33.529		1:33.529
7	1:39.618		1:39.618	15			2:03.085P
8	1:35.730		1:35.730	16			
86	OLDEN/PHILLIPS						
1	Out		2:21.902	9	1:43.373		1:43.373
2	1:59.382		1:59.382	10			1:47.087P
3	1:50.395		1:50.395	11	Out		3:38.102
4	1:57.481		1:57.481	12	1:42.481		1:42.481
5	2:48.653		2:48.653	13	1:47.983		1:47.983
6	2:28.173		2:28.173	14	1:42.097		1:42.097
7	1:43.880		1:43.880	15	1:41.030		1:41.030
8	1:42.294		1:42.294	16			
87	ISSATT/TAYLOR						
1	Out		2:04.487	9	1:42.545		1:42.545
2	1:53.302		1:53.302	10	1:42.645		1:42.645
3	1:47.268		1:47.268	11			1:57.992P
4	2:25.293		2:25.293	12	Out		3:22.918
5	2:47.204		2:47.204	13	1:45.873		1:45.873
6	2:33.991		2:33.991	14	1:44.392		1:44.392
7	1:43.591		1:43.591	15	1:43.580		1:43.580
8	1:44.639		1:44.639	16			

BRITCAR ENDURANCE CHAMPIONSHIP

RACE 12 - GRID

ROW 13	1:46.192 84 COULSON/HINKLEHOFFER	
ROW 12	1:42.030 23 SALMON/ELLIS	1:42.545 87 ISSATT/TAYLOR
ROW 11	1:40.733 41 Anna WALENSKA	1:41.030 86 OLDEN/PHILLIPS
ROW 10	1:37.818 60 CHARLTON/CHARLTON	1:39.638 55 WILDS/LAWSON/WILDS
ROW 9	1:35.211 45 SYMONS/D'CRUZE	1:35.564 69 Mark CLYNES
ROW 8	1:34.128 90 SMITH/PLOTNEK	1:34.875 76 CUNNINGHAMS
ROW 7	1:33.529 62 SMITH/FERRARI	1:33.897 29 WYATT/SIMPSON
ROW 6	1:32.492 6 HOGATH/KNUTTON	1:32.698 44 BENNET-BAGGS/BROWN
ROW 5	1:30.038 7 GAW/GOMES	1:32.464 22 SMITH/GAMSKI
ROW 4	1:29.463 31 WILKINS/MORRIS	1:29.821 9 HARRISON/BUSSEL
ROW 3	1:28.695 8 DONOVAN/RICHINGS	1:28.861 24 HARRISON/LESNIEWSKI
ROW 2	1:26.100 5 COOK/PELLE	1:28.356 26 MERCER/FORES
ROW 1	1:25.112 15 CHAMBERLAIN/ALLEN	1:25.799 20 HAYNES/SHARPE
Pole		
		

Weather / Track : Bright / Dry

These results are provisional until the conclusion of any judicial and technical matters.

Oulton Island
Circuit Length = 2.2600 miles

Clerk of Course :

Timekeeper :

BRITCAR ENDURANCE CHAMPIONSHIP

RACE 12 - CLASSIFICATION @ 50 minutes

POS	NO	CL	NAME	ENTRY	LAPS	TIME	GAP	DIFF	MPH	BEST	ON
1	5	GT3	COOK/PELLE		25	52:50.838			64.14	1:35.373	22
2	20	GT3	HAYNES/SHARPE	Adam Sharpe Motorsport	25	53:18.142	27.304	27.304	63.59	1:38.303	19
3	6	GT3	HOGATH/KNUTTON	In 2 Racing	25	53:25.790	34.952	7.648	63.44	1:37.985	20
4	31	GT	(WILKINS/MORRIS	ABG Motorsport	24	52:29.370	1 lap	1 lap	62.00	1:41.732	22
5	9	GT3	HARRISON/BUSSEL		24	52:43.886	1 lap	14.516	61.71	1:42.642	24
6	44	1	BENNET-BAGGS/BROWN	Butler Motorsport	24	52:48.940	1 lap	5.054	61.61	1:44.145	18
7	76	2	CUNNINGHAMS	Forge Motorsport	24	52:49.176	1 lap	0.236	61.61	1:43.617	18
8	62	1	SMITH/FERRARI	Metcalf Motorsport	24	52:49.728	1 lap	0.552	61.60	1:43.766	18
9	90	2	SMITH/PLOTNEK	Mickel Racing	24	52:58.943	1 lap	9.215	61.42	1:44.409	21
10	55	2	Ian LAWSON	HWR Motorsport	24	53:16.061	1 lap	17.118	61.09	1:46.529	21
11	41	1	WALENSKA/ CHRISTMAS	Geoff Steel Racing	24	53:22.023	1 lap	5.962	60.98	1:44.755	20
12	8	GT3	DONOVAN/RICHINGS		24	53:36.136	1 lap	14.113	60.71	1:37.826	20
13	84	2	COULSON/HINKLEHOFFER	Moore Racing	24	54:04.397	1 lap	28.261	60.18	1:49.034	21
14	87	2	ISSATT/TAYLOR		24	54:05.589	1 lap	1.192	60.16	1:48.676	23
15	24	GT	(HARRISON/LESNIEWSKI	Topcat Racing	23	50:57.448	2 laps	1 lap	61.20	1:42.027	19
16	7	GT3	GAW/GOMES	Kinfaun Racing	23	51:31.316	2 laps	33.868	60.53	1:40.550	18
17	26	GT3	MERCER/FORES	Topcat Racing	23	52:38.063	2 laps	1:06.747	59.25	1:40.168	23
18	15	GT3	CHAMBERLAIN/ALLEN	Chimp Tune Racing	23	52:49.874	2 laps	11.811	59.03	1:36.120	22
19	69	2	CLYNES/BEAUMONT	MGA Motorsport	23	53:10.079	2 laps	20.205	58.65	1:45.201	23
20	29	GT	(WYATT/SIMPSON		21	52:31.117	4 laps	2 laps	54.22	1:43.455	16
21	23	GT	(SALMON/ELLIS		19	52:39.962	6 laps	2 laps	48.91	1:41.713	19
22	86	2	OLDEN/PHILLIPS		7	16:43.330	18 laps	12 laps	56.76	1:53.677	7
23	45	1	SYMONS/D'CRUZE	Geoff Steele Racing	6	14:35.301	19 laps	1 lap	55.77	1:48.839	6
24	22	GT	(SMITH/GAMSKI		1	2:00.886	24 laps	5 laps	67.30	1:58.567	1

FASTEST LAP

23	GT	(SALMON/ELLIS	19	1:41.713	79.98 mph	128.73 kph
5	GT3	COOK/PELLE	22	1:35.373	85.30 mph	137.28 kph
62	1	SMITH/FERRARI	18	1:43.766	78.40 mph	126.18 kph
76	2	CUNNINGHAMS	18	1:43.617	78.51 mph	126.36 kph

Weather / Track : Bright / Dry

These results are provisional until the conclusion of any judicial and technical matters.

Oulton Island
Circuit Length = 2.2600 miles
Start: 16:12 End: 00:00

Clerk of Course :

Timekeeper :

BRITCAR ENDURANCE CHAMPIONSHIP

RACE 12 - CLASSIFICATION

POS	NO	CL	NAME	ENTRY	LAPS	TIME	GAP	DIFF	MPH	BEST	ON
1	5	GT3	COOK/PELLE		33	1:08:46.659			65.06	1:35.373	22
2	20	GT3	HAYNES/SHARPE	Adam Sharpe Motorsport	33	1:08:50.452	3.793	3.793	65.00	1:38.303	19
3	8	GT3	DONOVAN/RICHINGS		33	1:08:59.607	12.948	9.155	64.85	1:37.826	20
4	6	GT3	HOGATH/KNUTTON	In 2 Racing	33	1:09:03.672	17.013	4.065	64.79	1:37.985	20
5	15	GT3	CHAMBERLAIN/ALLEN	Chimp Tune Racing	33	1:09:18.849	32.190	15.177	64.55	1:35.456	28
6	26	GT3	MERCER/FORES	Topcat Racing	33	1:10:05.683	1:19.024	46.834	63.83	1:39.662	27
7	7	GT3	GAW/GOMES	Kinfaun Racing	33	1:10:16.940	1:30.281	11.257	63.66	1:38.452	27
8	24	GT	HARRISON/LESNIEWSKI	Topcat Racing	33	1:10:46.589	1:59.930	29.649	63.22	1:42.027	19
9	31	GT	WILKINS/MORRIS	ABG Motorsport	33	1:10:48.314	2:01.655	1.725	63.19	1:41.732	22
10	62	1	SMITH/FERRARI	Metcalf Motorsport	33	1:11:36.653	2:49.994	48.339	62.48	1:43.766	18
11	9	GT3	HARRISON/BUSSEL		32	1:09:41.037	1 lap	1 lap	62.26	1:41.894	30
12	55	2	Ian LAWSON	HWR Motorsport	32	1:10:16.090	1 lap	35.053	61.75	1:46.529	21
13	69	2	CLYNES/BEAUMONT	MGA Motorsport	32	1:10:23.411	1 lap	7.321	61.64	1:44.685	27
14	84	2	COULSON/HINKLEHOFFER	Moore Racing	32	1:11:40.786	1 lap	1:17.375	60.53	1:48.895	26
15	41	1	WALENSKA/ CHRISTMAS	Geoff Steel Racing	32	1:11:42.644	1 lap	1.858	60.50	1:44.755	20
16	44	1	BENNET-BAGGS/BROWN	Butler Motorsport	31	1:09:40.309	2 laps	1 lap	60.33	1:44.145	18
17	87	2	ISSATT/TAYLOR		31	1:09:45.219	2 laps	4.910	60.26	1:48.676	23
18	23	GT	SALMON/ELLIS		26	1:09:00.063	7 laps	5 laps	51.09	1:41.713	19

NOT CLASSIFIED

DNF	76	2	CUNNINGHAMS	Forge Motorsport	31	1:08:15.155	2 laps	0.000	61.58	1:43.617	18
DNF	90	2	SMITH/PLOTNEK	Mickel Racing	25	54:44.238	8 laps	6 laps	61.93	1:44.409	21
DNF	29	GT	WYATT/SIMPSON		23	56:53.110	10 laps	2 laps	54.82	1:43.455	16
DNF	86	2	OLDEN/PHILLIPS		7	16:43.330	26 laps	16 laps	56.76	1:53.677	7
DNF	45	1	SYMONS/D'CRUZE	Geoff Steele Racing	6	14:35.301	27 laps	1 lap	55.77	1:48.839	6
DNF	22	GT	SMITH/GAMSKI		1	2:00.886	32 laps	5 laps	67.30	1:58.567	1

FASTEST LAP

5	GT3	COOK/PELLE		22	1:35.373	85.30 mph	137.28 kph
23	GT	SALMON/ELLIS		19	1:41.713	79.98 mph	128.73 kph
62	1	SMITH/FERRARI	Metcalf Motorsport	18	1:43.766	78.40 mph	126.18 kph
76	2	CUNNINGHAMS	Forge Motorsport	18	1:43.617	78.51 mph	126.36 kph

Race Stopped

Pit Stop Penalties: Car 76 (84 seconds); Car 62 (76 seconds); Car 69 (65 seconds)

Weather / Track : Raining / Wet

These results are provisional until the conclusion of any judicial and technical matters.

Oulton Island

Circuit Length = 2.2600 miles

Start: 16:12 End: 17:26

Clerk of Course :

Timekeeper :

BRITCAR ENDURANCE CHAMPIONSHIP
RACE 12 - LAP CHART

Lap 1			Lap 2			Lap 3			Lap 4			Lap 5		
No	Behind	Laptime	No	Behind	Laptime	No	Behind	Laptime	No	Behind	Laptime	No	Behind	Laptime
5		1:51.330	5		1:43.399	5		3:01.378	5		3:06.587	5		2:53.564
15	2.511	1:54.287	15	8.011	1:48.899	15	0.920	2:54.287	15	0.995	3:06.662	15	0.809	2:53.378
20	3.351	1:55.133	20	8.605	1:48.653	20	1.721	2:54.494	20	1.560	3:06.426	20	1.276	2:53.280
8	5.287	1:56.112	26	12.290	1:49.112	26	2.969	2:52.057	26	3.201	3:06.819	26	2.277	2:52.640
26	6.577	1:57.889	8	14.352	1:52.464	8	4.446	2:51.472	8	4.426	3:06.567	8	2.599	2:51.737
24	8.412	1:59.273	31	20.875	1:54.577	31	5.263	2:45.766	31	5.110	3:06.434	31	3.207	2:51.661
22	8.703	1:58.567	24	22.745	1:57.732	24	5.917	2:44.550	24	6.166	3:06.836	24	4.059	2:51.457
31	9.697	2:00.001	7	23.186	1:55.859	7	6.816	2:45.008	7	7.185	3:06.956	7	4.732	2:51.111
7	10.726	2:00.622	6	23.743	1:54.259	6	7.925	2:45.560	6	8.929	3:07.591	6	5.005	2:49.640
6	12.883	2:02.434	44	24.332	1:54.156	44	8.911	2:45.957	44	9.709	3:07.385	44	5.982	2:49.837
44	13.575	2:02.910	62	25.217	1:53.391	62	9.789	2:45.950	62	10.996	3:07.794	62	7.698	2:50.266
9	14.500	2:04.544	9	26.659	1:55.558	9	10.059	2:44.778	9	11.757	3:08.285	9	8.608	2:50.415
62	15.225	2:04.072	45	27.497	1:55.060	45	12.092	2:45.973	45	13.102	3:07.597	45	9.351	2:49.813
45	15.836	2:03.298	29	32.193	1:50.440	29	13.315	2:42.500	29	14.529	3:07.801	29	11.524	2:50.559
86	17.285	2:03.394	55	35.167	1:57.797	55	14.578	2:40.789	55	15.540	3:07.549	55	11.946	2:49.970
55	20.769	2:07.143	90	38.796	1:57.467	90	15.048	2:37.630	90	16.184	3:07.723	90	12.590	2:49.970
41	23.353	2:08.630	41	40.998	2:01.044	87	15.774	2:35.607	87	16.651	3:07.464	87	13.635	2:50.548
87	24.249	2:09.084	23	41.168	1:57.026	41	16.653	2:37.033	41	17.424	3:07.358	41	14.737	2:50.877
90	24.728	2:13.125	87	41.545	2:00.695	23	17.790	2:38.000	23	18.278	3:07.075	23	15.968	2:51.254
29	25.152	2:09.822	84	44.581	2:01.463	86	18.382	2:34.673	84	18.954	3:07.136	84	16.482	2:51.092
84	26.517	2:11.189	86	45.087	2:11.201	84	18.405	2:35.202	86	19.833	3:08.038	86	16.633	2:50.364
23	27.541	2:12.212	69	47.201	2:01.380	69	19.798	2:33.975	69	21.221	3:08.010	69	18.009	2:50.352
69	29.220	2:16.021	76	1:13.467	2:23.728 P	76	21.957	2:09.868	76	21.835	3:06.465	76	18.072	2:49.801
76	33.138	2:21.414												

BRITCAR ENDURANCE CHAMPIONSHIP
RACE 12 - LAP CHART

Lap 6			Lap 7			Lap 8			Lap 9			Lap 10		
No	Behind	Laptime	No	Behind	Laptime	No	Behind	Laptime	No	Behind	Laptime	No	Behind	Laptime
5		1:42.293	5		1:38.405	5		1:39.193	5		3:21.151	5		3:22.011
15	4.191	1:45.675	15	10.306	1:44.520	15	16.106	1:44.993	15	1.046	3:06.091	15	0.827	3:21.792
20	4.644	1:45.661	20	11.173	1:44.934	20	17.111	1:45.131	20	1.675	3:05.715	20	1.638	3:21.974
26	8.336	1:48.352	6	12.752	1:42.722	6	18.239	1:44.680	6	2.890	3:05.802	6	2.375	3:21.496
6	8.435	1:45.723	26	15.281	1:45.350	8	20.792	1:44.004	8	4.326	3:04.685	8	4.078	3:21.763
31	9.390	1:48.476	8	15.981	1:44.234	26	23.361	1:47.273	26	5.660	3:03.450	26	4.866	3:21.217
8	10.152	1:49.846	31	17.520	1:46.535	31	24.452	1:46.125	31	6.561	3:03.260	31	5.876	3:21.326
7	11.407	1:48.968	7	18.585	1:45.583	7	25.467	1:46.075	7	7.727	3:03.411	7	7.124	3:21.408
24	13.004	1:51.238	24	22.084	1:47.485	24	30.282	1:47.391	24	8.622	2:59.491	24	8.152	3:21.541
44	13.526	1:49.837	44	22.264	1:47.143	44	30.824	1:47.753	44	9.581	2:59.908	44	9.335	3:21.765
62	14.104	1:48.699	62	22.786	1:47.087	29	31.434	1:47.447	29	10.844	3:00.561	29	11.568	3:22.735
9	15.207	1:48.892	29	23.180	1:45.198	62	32.051	1:48.458	62	11.311	3:00.411	62	12.337	3:23.037
45	15.897	1:48.839	55	32.386	1:49.186	55	43.219	1:50.026	55	13.281	2:51.213	55	13.924	3:22.654
29	16.387	1:47.156	90	33.635	1:50.036	90	43.981	1:49.539	90	13.763	2:50.933	90	14.748	3:22.996
55	21.605	1:51.952	76	38.003	1:48.134	76	44.528	1:45.718	76	14.650	2:51.273	76	15.585	3:22.946
90	22.004	1:51.707	87	39.132	1:52.175	41	56.972	1:51.415	41	16.350	2:40.529	41	16.749	3:22.410
87	25.362	1:54.020	41	44.750	1:55.096	87	58.033	1:58.094	69	17.159	2:39.380	69	17.647	3:22.499
23	26.530	1:52.855	84	45.003	1:53.990	69	58.930	1:51.862	84	17.970	2:33.508	84	18.734	3:22.775
41	28.059	1:55.615	86	45.521	1:53.677	84	1:05.613	1:59.803	87	18.966	2:42.084 P	87	19.209	3:22.254
76	28.274	1:52.495	69	46.261	1:53.201	9	1:18.452	1:52.127	9	19.411	2:22.110	9	20.798	3:23.398
84	29.418	1:55.229	9	1:05.518	2:28.716									
86	30.249	1:55.909	23	1:28.734	2:40.609									
69	31.465	1:55.749												

BRITCAR ENDURANCE CHAMPIONSHIP

RACE 12 - LAP CHART

Lap 11			Lap 12			Lap 13			Lap 14			Lap 15		
No	Behind	Laptime	No	Behind	Laptime	No	Behind	Laptime	No	Behind	Laptime	No	Behind	Laptime
5		3:08.651	5		3:02.078	5		2:49.963	5		1:40.915	5		1:37.989
15	0.685	3:08.509	15	0.656	3:02.049	15	1.103	2:50.410	20	2.660	1:42.072	20	5.282	1:40.611
20	1.120	3:08.133	20	0.966	3:01.924	20	1.503	2:50.500	6	4.640	1:43.736	6	7.543	1:40.892
6	2.147	3:08.423	6	4.034	3:03.965	6	1.819	2:47.748	8	6.131	1:44.615	8	8.348	1:40.206
8	3.114	3:07.687	8	4.934	3:03.898	8	2.431	2:47.460	26	9.626	1:47.037	26	17.566	1:45.929
26	4.807	3:08.592	26	5.845	3:03.116	26	3.504	2:47.622	15	10.108	1:49.920	29	19.055	1:45.243
31	5.711	3:08.486	31	6.866	3:03.233	31	3.808	2:46.905	31	10.394	1:47.501	31	20.034	1:47.629
7	6.496	3:08.023	7	7.603	3:03.185	7	4.423	2:46.783	7	11.086	1:47.578	7	21.516	1:48.419
24	7.326	3:07.825	24	8.846	3:03.598	24	5.182	2:46.299	29	11.801	1:46.594	44	22.485	1:46.975
44	8.256	3:07.572	44	9.579	3:03.401	44	5.676	2:46.060	24	12.236	1:47.969	24	22.635	1:48.388
29	9.309	3:06.392	29	10.760	3:03.529	29	6.122	2:45.325	44	13.499	1:48.738	62	23.674	1:47.864
62	9.833	3:06.147	62	11.477	3:03.722	62	6.558	2:45.044	62	13.799	1:48.156	76	24.029	1:46.585
55	12.327	3:07.054	55	13.326	3:03.077	55	8.076	2:44.713	76	15.433	1:47.606	90	25.431	1:45.829
90	13.099	3:07.002	90	13.889	3:02.868	90	8.531	2:44.605	55	17.346	1:50.185	55	28.918	1:49.561
76	13.878	3:06.944	76	14.968	3:03.168	76	8.742	2:43.737	90	17.591	1:49.975	9	29.084	1:46.220
41	14.699	3:06.601	41	15.800	3:03.179	41	9.770	2:43.933	41	19.580	1:50.725	41	31.377	1:49.786
69	15.564	3:06.568	69	16.835	3:03.349	69	10.913	2:44.041	9	20.853	1:49.421	23	31.609	1:44.683
84	16.358	3:06.275	84	17.723	3:03.443	84	11.115	2:43.355	84	24.863	1:54.663	84	44.121	1:57.247
87	16.922	3:06.364	87	18.390	3:03.546	87	11.502	2:43.075	23	24.915	1:52.031	69	51.327	2:02.455
9	17.488	3:05.341	9	19.194	3:03.784	9	12.347	2:43.116	69	26.861	1:56.863	15	56.807	2:24.688
						23	13.799	2:43.116	87	32.120	2:01.533	87	1:00.691	2:06.560 P

BRITCAR ENDURANCE CHAMPIONSHIP

RACE 12 - LAP CHART

Lap 16			Lap 17			Lap 18			Lap 19			Lap 20		
No	Behind	Laptime	No	Behind	Laptime	No	Behind	Laptime	No	Behind	Laptime	No	Behind	Laptime
5		1:38.086	5		1:37.564	5		1:36.339	5		1:36.812	5		1:38.283
20	7.112	1:39.916	20	8.681	1:39.133	20	11.075	1:38.733	87	1.947	1:49.240	84	4.924	1:52.059
6	9.459	1:40.002	6	10.334	1:38.439	6	12.352	1:38.357	20	12.566	1:38.303	69	5.676	1:52.040
8	10.272	1:40.010	8	11.468	1:38.760	8	13.722	1:38.593	6	14.641	1:39.101	87	12.531	1:48.867
26	23.741	1:44.261	26	33.769	1:47.592	7	38.519	1:40.550	8	15.819	1:38.909	20	12.906	1:38.623
29	24.424	1:43.455	31	33.907	1:45.894	26	40.564	1:43.134	7	42.352	1:40.645	6	14.343	1:37.985
31	25.577	1:43.629	7	34.308	1:45.692	31	41.909	1:44.341	26	45.595	1:41.843	8	15.362	1:37.826
7	26.180	1:42.750	24	36.380	1:44.657	24	43.244	1:43.203	31	47.842	1:42.745	26	49.525	1:42.213
24	29.287	1:44.738	44	37.560	1:45.101	44	45.366	1:44.145	24	48.459	1:42.027	31	51.699	1:42.140
44	30.023	1:45.624	62	38.232	1:45.382	62	45.659	1:43.766	44	53.043	1:44.489	24	52.290	1:42.114
62	30.414	1:44.826	76	39.434	1:45.597	76	46.712	1:43.617	62	53.298	1:44.451	7	53.880	1:49.811
76	31.401	1:45.458	90	41.645	1:47.015	9	50.170	1:44.113	76	54.701	1:44.801	44	59.579	1:44.819
90	32.194	1:44.849	9	42.396	1:44.814	23	51.194	1:42.902	9	56.591	1:43.233	76	1:01.220	1:44.802
9	35.146	1:44.148	23	44.631	1:43.038	90	52.857	1:47.551	23	56.921	1:42.539	62	1:01.947	1:46.932
55	39.130	1:48.298	55	49.680	1:48.114	55	1:00.327	1:46.986	90	1:01.080	1:45.035	9	1:02.110	1:43.802
23	39.157	1:45.634	41	52.620	1:49.812	41	1:03.338	1:47.057	55	1:10.409	1:46.894	23	1:02.413	1:43.775
41	40.372	1:47.081	29	55.597	2:08.737	84	1:27.960	1:50.217	41	1:13.836	1:47.310	90	1:07.587	1:44.790
84	1:00.096	1:54.061	29	55.597	2:08.737	69	1:28.731	1:50.082	15	1:33.343	1:41.405	55	1:19.595	1:47.469
69	1:02.956	1:49.715	84	1:14.082	1:51.550	15	1:28.750	1:40.486				41	1:20.308	1:44.755
87	1:12.596	1:49.991	69	1:14.988	1:49.596							15	1:32.507	1:37.447
			15	1:24.603	3:43.446									
			87	1:25.858	1:50.826									

BRITCAR ENDURANCE CHAMPIONSHIP
RACE 12 - LAP CHART

Lap 21			Lap 22			Lap 23			Lap 24			Lap 25		
No	Behind	Laptime	No	Behind	Laptime	No	Behind	Laptime	No	Behind	Laptime	No	Behind	Laptime
5		1:37.306	5		1:35.373	5		1:38.255	5		1:36.835	5		1:36.225
29	4.274	5:37.417	20	20.715	1:40.625	69	1.653	2:49.232	69	10.265	1:45.447	90	8.105	1:45.672
20	15.463	1:39.863	8	23.051	1:39.912	55	3.287	1:48.097	41	13.524	1:45.954	69	19.241	1:45.201
6	16.587	1:39.550	6	23.780	1:42.566	41	4.405	1:48.383	55	14.166	1:47.714	55	25.223	1:47.282
84	18.405	1:50.787	29	31.098	2:02.197	20	21.894	1:39.434	7	16.703	2:26.389 P	20	27.304	1:38.922
8	18.512	1:40.456	84	32.066	1:49.034	6	24.877	1:39.352	20	24.607	1:39.548	41	31.185	1:53.886 P
87	24.326	1:49.101	87	38.597	1:49.644	8	30.583	1:45.787	6	26.768	1:38.726	6	34.952	1:44.409
69	26.049	1:57.679 P	31	1:03.206	1:41.732	84	45.981	1:52.170	84	1:00.405	1:51.259	8	45.298	3:27.775
31	56.847	1:42.454	7	1:05.404	1:42.998	87	49.869	1:49.527	87	1:01.710	1:48.676	84	1:13.559	1:49.379
24	57.270	1:42.286	24	1:05.516	1:43.619	29	53.499	2:00.656	31	1:14.757	1:44.059	87	1:14.751	1:49.266
7	57.779	1:41.205	23	1:16.324	1:42.311 P	31	1:07.533	1:42.582	29	1:16.504	1:59.840 P	31	1:22.300	1:43.768
26	1:00.852	1:48.633	9	1:18.269	1:45.170	24	1:19.670	1:52.409	26	1:23.450	1:40.168	26	1:28.853	1:41.628
44	1:07.594	1:45.321	44	1:18.622	1:46.401	26	1:20.117	3:32.893	23	1:25.349	1:41.713	15	1:41.308	1:42.272
9	1:08.472	1:43.668	76	1:19.441	1:44.331	23	1:20.471	1:42.402	9	1:29.273	1:42.642			
23	1:09.386	1:44.279	62	1:20.238	1:44.130	9	1:23.466	1:43.452	44	1:34.327	1:45.014			
76	1:10.483	1:46.569	90	1:28.719	1:49.402	44	1:26.148	1:45.781	76	1:34.563	1:44.794			
62	1:11.481	1:46.840	15	1:37.513	1:41.396	76	1:26.604	1:45.418	62	1:35.115	1:44.734			
90	1:14.690	1:44.409				62	1:27.216	1:45.233	15	1:35.261	1:36.718			
55	1:28.818	1:46.529				15	1:35.378	1:36.120						
41	1:29.650	1:46.648				90	1:35.493	1:45.029						
15	1:31.490	1:36.289												

BRITCAR ENDURANCE CHAMPIONSHIP
RACE 12 - LAP CHART

Lap 26			Lap 27			Lap 28			Lap 29			Lap 30		
No	Behind	Laptime	No	Behind	Laptime	No	Behind	Laptime	No	Behind	Laptime	No	Behind	Laptime
5		1:43.379	5		1:38.099	5		1:39.986	5		1:43.664	5		1:57.721
24	1.143	3:37.912	24	5.740	1:42.696	24	8.889	1:43.135	24	7.887	1:42.662	87	2.696	3:46.597
29	1.572	2:04.672	76	8.152	1:44.264	76	13.231	1:45.065	76	15.328	1:45.761	76	3.350	1:45.743
76	1.987	1:47.028	44	11.073	1:46.899	44	17.053	1:45.966	62	21.223	1:47.410	7	5.275	1:39.735
44	2.273	1:47.550	62	11.480	1:46.783	62	17.477	1:45.983	44	22.231	1:48.842	62	17.154	1:53.652 P
62	2.796	1:47.285	23	25.094	1:51.011	7	28.473	1:39.398	7	23.261	1:38.452	69	20.295	1:44.834
9	3.271	1:53.602 P	69	27.235	1:44.747	69	32.161	1:44.912	69	33.182	1:44.685	20	24.733	3:28.722
90	10.021	1:45.295	7	29.061	1:42.450	20	37.396	1:46.624	8	46.205	1:40.375	8	28.984	1:40.500
23	12.182	2:06.437	20	30.758	1:43.663	55	48.465	1:48.758	6	50.087	1:42.781	6	34.055	1:41.689
69	20.587	1:44.725	41	36.253	3:26.546	8	49.494	1:41.821	55	53.884	1:49.083	44	34.462	2:09.952 P
7	24.710	3:27.611	29	39.690	2:16.217	6	50.970	1:44.622	41	1:05.275	1:54.804	55	49.708	1:53.545 P
20	25.194	1:41.269	55	39.693	1:48.511	41	54.135	1:57.868	9	1:21.121	1:42.856	41	1:01.139	1:53.585
55	29.281	1:47.437	29	39.690	2:16.217	9	1:21.929	4:36.743	15	1:22.290	1:35.456	15	1:01.952	1:37.383
8	44.596	1:42.677	6	46.334	3:32.860	26	1:29.951	1:39.662	26	1:31.665	1:45.378	9	1:06.690	1:43.290
84	1:19.450	1:49.270	8	47.659	1:41.162	15	1:30.498	1:37.267	23	1:43.198	4:41.754	26	1:15.099	1:41.155
87	1:20.486	1:49.114	84	1:30.246	1:48.895	31	1:37.571	1:45.584	31	1:46.553	1:52.646	23	1:39.024	1:53.547
31	1:24.350	1:45.429	26	1:30.275	1:42.155	84	1:40.190	1:49.930	84	1:47.382	1:50.856	84	1:42.214	1:52.553
26	1:26.219	1:40.745	31	1:31.973	1:45.722				24	1:53.343	1:45.456	24	1:42.322	1:46.700
15	1:33.945	1:36.016	15	1:33.217	1:37.371							7	1:45.114	1:39.839
			87	1:37.470	1:55.083 P							76	1:57.196	1:53.846
												87	2:01.437	1:58.741
												20	2:05.246	1:40.513
												69	2:06.067	1:45.772
												8	2:10.074	1:41.090

BRITCAR ENDURANCE CHAMPIONSHIP
RACE 12 - LAP CHART

Lap 31			Lap 32			Lap 33		
No	Behind	Laptime	No	Behind	Laptime	No	Behind	Laptime
5		3:37.596 P	5		1:46.387	5		1:48.989
20	8.548	1:40.898	23	3.897	1:54.562	20	3.793	1:47.481
8	12.306	1:39.828	20	5.301	1:43.140	8	12.948	1:48.458
69	18.320	1:49.849	8	13.479	1:47.560	23	13.404	1:58.496
6	20.161	1:41.673	6	16.406	1:42.632	6	17.013	1:49.596
87	22.394	1:58.553	84	19.696	2:06.412 P	69	31.752	1:56.286
15	39.597	1:37.495	69	24.455	1:52.522	15	32.190	1:48.258
9	53.846	1:41.894	44	26.734	5:16.255	44	53.650	2:15.905
55	1:02.868	3:50.756	15	32.921	1:39.711	9	54.378	1:52.434
26	1:03.842	1:43.531	87	37.263	2:01.256	87	58.560	2:10.286
62	1:16.151	1:47.360	9	50.933	1:43.474	26	1:19.024	2:00.614
41	1:21.485	2:01.084	26	1:07.399	1:49.944	55	1:29.431	2:06.477
7	1:28.028	1:39.767	55	1:11.943	1:55.462	7	1:30.281	1:55.971
24	1:34.963	1:46.198	62	1:20.015	1:50.251	62	1:33.994	2:02.968
31	1:36.009	1:48.547	7	1:23.299	1:41.658	24	1:59.930	2:11.521
76	1:39.872	3:20.272 P	24	1:37.398	1:48.822	31	2:01.655	2:10.540
			31	1:40.104	1:50.482	5		1:48.989
			41	1:45.846	2:10.748	20	3.793	1:47.481
						84	2:54.127	4:23.420
						41	2:55.985	2:59.128
						23	13.404	1:58.496
						15	32.190	1:48.258
						44	53.650	2:15.905
						9	54.378	1:52.434