



BARC

Silverstone National

7th April 2007



Results Provided by MST Sports Timing Ltd
www.msttiming.com

Formula Palmer Audi

ROUND 1 - QUALIFYING - CLASSIFICATION

POS	NO	CL	NAME	NAT	ENTRY	TIME	ON	LAPS	GAP	DIFF	MPH
1	98		Matt HAMILTON	GBR	Sier Group	55.057	15	18			107.18
2	4		Luciano BACHETA	GBR	Tradelink	55.084	17	22	0.027	0.027	107.13
3	9		Stefan WILSON	GBR	Solvents for Safety	55.298	11	19	0.241	0.214	106.71
4	7		Jack CLARKE	GBR	JTB	55.466	15	18	0.409	0.168	106.39
5	43		Tom BRADSHAW	GBR	Accident Exchange	55.496	9	11	0.439	0.030	106.33
6	31		Jason MOORE	GBR	Olney Tyres	55.507	12	15	0.450	0.011	106.31
7	22		Andy DEMETRIOU	CYP	BRG - Simply Racing	55.537	9	19	0.480	0.030	106.25
8	19		Tim BRIDGMAN	GBR	Laser Motor Co.	55.550	14	18	0.493	0.013	106.23
9	33		Richard KENT	GBR	Traka	55.556	17	20	0.499	0.006	106.22
10	2		Richard PLANT	GBR	GW Price	55.644	17	18	0.587	0.088	106.05
11	8		Chris CHUBB	GBR	Miles Industries	55.658	21	21	0.601	0.014	106.02
12	3		Jolyon PALMER	GBR	Comma Oil	55.742	17	19	0.685	0.084	105.86
13	6		Dominik JACKSON	GBR	Mini HUMMER Europe	55.806	14	17	0.749	0.064	105.74
14	55		Chris BELL	GBR	Klenzan	55.973	13	15	0.916	0.167	105.43
15	5		Alex BRUNDLE	GBR	THB Clowes	56.012	8	9	0.955	0.039	105.35
16	62		Giacomo PETROBELLI	ITA	Luxardo	56.111	16	20	1.054	0.099	105.17
17	11		Nik IRUWAN	MAS	Macho Premium Beverage	56.427	13	14	1.370	0.316	104.58
18	44		Mark POWELL	GBR	Mizuro Ltd	56.782	11	13	1.725	0.355	103.92
19	14		Derrick COLLIN	GBR	Nova	57.133	12	19	2.076	0.351	103.29
20	20		Doros LOUCAIDES	CYP	BRG - Simply Racing	57.183	14	14	2.126	0.050	103.20
21	10		Maxim SNEGIREV	RUS	Klaxon Automotive Magazine	57.187	12	17	2.130	0.004	103.19
22	12		Jeremy PREDDY	GBR	John Preddy Company	58.229	18	18	3.172	1.042	101.34

Silverstone Nat

Circuit Length = 1.6392 miles

Start: 09:00 End: 09:21

Weather / Track : Sunny/Dry

These results are provisional until the conclusion of any judicial and technical matters.

Clerk of Course :

Timekeeper :

Formula Palmer Audi

ROUND 1 - QUALIFYING - SECTOR ANALYSIS

2	Richard PLANT		GW Price			
1	1:01.923		1:01.923	10	57.016	57.016
2	59.475		59.475	11	56.296	56.296
3	57.539		57.539	12	55.852	55.852
4	57.253		57.253	13	56.060	56.060
5	57.191		57.191	14	55.707	55.707
6	56.447		56.447	15	55.767	55.767
7	56.365		56.365	16	55.644	55.644
8			1:08.955 P	17	1:51.234	55.649
9	Out		3:15.244	18		
3	Jolyon PALMER		Comma Oil			
1	59.425		59.425	10	56.400	56.400
2	57.522		57.522	11	56.407	56.407
3	56.763		56.763	12		1:17.555 P
4	58.479		58.479	13	Out	3:08.424
5	56.471		56.471	14	56.504	56.504
6	55.995		55.995	15	58.018	58.018
7	56.644		56.644	16	55.742	55.742
8	55.924		55.924	17	56.277	56.277
9	56.421		56.421	18	55.809	55.809
4	Luciano BACHETA		Tradelink			
1	58.069		58.069	12	55.233	55.233
2	57.347		57.347	13	57.302	57.302
3	56.656		56.656	14	55.418	55.418
4	56.471		56.471	15	55.786	55.786
5	55.652		55.652	16	55.084	55.084
6	56.034		56.034	17	55.317	55.317
7	55.516		55.516	18	55.358	55.358
8	55.601		55.601	19	55.954	55.954
9	55.902		55.902	20	56.282	56.282
10	55.640		55.640	21	55.327	55.327
11	55.766		55.766	22		
5	Alex BRUNDLE		THB Clowes			
1	59.446		59.446	5	56.315	56.315
2	58.071		58.071	6	56.159	56.159
3	57.412		57.412	7	56.012	56.012
4	56.843		56.843	8		1:19.307 P
6	Dominik JACKSON		Mini HUMMER Europe			
1	1:00.746		1:00.746	9	56.073	56.073
2	58.683		58.683	10	57.791	57.791
3	58.986		58.986	11	55.977	55.977
4	56.773		56.773	12	55.821	55.821
5			1:09.208 P	13	55.806	55.806
6	Out		2:11.286	14		1:05.257 P
7	57.944		57.944	15	Out	1:44.470
8	56.760		56.760	16	56.281	56.281
7	Jack CLARKE		JTB			
1	59.751		59.751	10	55.848	55.848
2	57.542		57.542	11	55.852	55.852
3	57.031		57.031	12	55.645	55.645
4	56.615		56.615	13	55.590	55.590
5	56.129		56.129	14	55.466	55.466
6	55.602		55.602	15	55.772	55.772
7			1:10.121 P	16	1:04.042	1:04.042
8	Out		3:39.839	17	58.145	58.145
9	56.672		56.672	18		

Silverstone Nat
 Circuit Length = 1.6392 miles
 Start: 09:00 End: 09:21

Weather / Track : Sunny/Dry

www.msttiming.com

Formula Palmer Audi
ROUND 1 - QUALIFYING - SECTOR ANALYSIS

8	Chris CHUBB		Miles Industries			
1	59.934		59.934	11	56.150	56.150
2	58.705		58.705	12	56.393	56.393
3	58.075		58.075	13	57.460	57.460
4	57.883		57.883	14	56.386	56.386
5	57.210		57.210	15	56.024	56.024
6	1:03.591		1:03.591	16	56.568	56.568
7	56.686		56.686	17	56.075	56.075
8	56.327		56.327	18	56.278	56.278
9	56.510		56.510	19	55.930	55.930
10	56.213		56.213	20	55.658	55.658
9	Stefan WILSON		Solvents for Safety			
1	59.226		59.226	10	55.298	55.298
2	57.673		57.673	11	55.679	55.679
3	57.288		57.288	12		1:08.899 ^P
4	56.889		56.889	13	Out	2:58.971
5	56.270		56.270	14	56.013	56.013
6	55.716		55.716	15	56.858	56.858
7	56.149		56.149	16	55.890	55.890
8	55.374		55.374	17	55.546	55.546
9	55.715		55.715	18	55.770	55.770
10	Maxim SNEGIREV		Klaxon Automotive Magazine			
1	1:03.924		1:03.924	9	59.049	59.049
2	1:00.805		1:00.805	10	58.208	58.208
3	1:01.684		1:01.684	11	57.187	57.187
4	59.564		59.564	12	1:21.500	1:21.500
5	1:00.765		1:00.765	13	1:03.534	1:03.534
6			1:12.655 ^P	14	59.611	59.611
7	Out		3:34.989	15	57.811	57.811
8	1:03.210		1:03.210	16	58.898	58.898
11	Nik IRUWAN		Macho Premium Beverage			
1	1:05.429		1:05.429	8		1:11.157 ^P
2	59.701		59.701	9	Out	2:43.082
3	57.821		57.821	10	58.380	58.380
4	57.524		57.524	11	56.679	56.679
5	58.238		58.238	12	56.427	56.427
6	58.548		58.548	13	58.158	58.158
7	57.687		57.687	14		
12	Jeremy PREDDY		John Preddy Company			
1	1:02.604		1:02.604	10	59.104	59.104
2	1:02.601		1:02.601	11	59.084	59.084
3	1:01.440		1:01.440	12	58.814	58.814
4	1:00.962		1:00.962	13	58.872	58.872
5			1:10.988 ^P	14	1:01.215	1:01.215
6	Out		3:02.324	15	59.376	59.376
7	1:00.854		1:00.854	16	58.766	58.766
8	59.840		59.840	17	58.229	58.229
9	59.305		59.305	18		
14	Derrick COLLIN		Nova			
1	1:02.838		1:02.838	10	57.580	57.580
2	59.911		59.911	11	57.133	57.133
3	58.327		58.327	12	57.426	57.426
4	58.052		58.052	13	57.236	57.236
5	58.567		58.567	14	58.356	58.356
6			1:10.753 ^P	15	1:04.903	1:04.903
7	Out		2:23.355	16	58.101	58.101
8	59.514		59.514	17	57.757	57.757

Silverstone Nat
Circuit Length = 1.6392 miles
Start: 09:00 End: 09:21

Weather / Track : Sunny/Dry

www.msttiming.com

Formula Palmer Audi
ROUND 1 - QUALIFYING - SECTOR ANALYSIS

9	57.642		57.642	18	57.774		57.774
19	Tim BRIDGMAN		Laser Motor Co.				
1	58.293		58.293	10	Out		2:38.845
2	57.308		57.308	11	55.874		55.874
3	58.225		58.225	12	55.662		55.662
4	56.435		56.435	13	55.550		55.550
5	56.155		56.155	14	58.146		58.146
6	1:03.158		1:03.158	15	1:00.744		1:00.744
7	55.778		55.778	16	56.548		56.548
8	1:04.896		1:04.896	17	55.593		55.593P
9			1:11.112P	18			
20	Doros LOUCAIDES		BRG - Simply Racing				
1	1:01.767		1:01.767	8			1:08.381P
2	59.688		59.688	9	Out		3:32.997
3	58.432		58.432	10	59.222		59.222
4	58.220		58.220	11	57.353		57.353
5	58.133		58.133	12	57.190		57.190
6	57.602		57.602	13	57.183		57.183
7	57.535		57.535	14			
22	Andy DEMETRIOU		BRG - Simply Racing				
1	58.018		58.018	10	1:07.311		1:07.311
2	57.682		57.682	11	55.705		55.705
3	56.596		56.596	12	55.920		55.920
4	56.068		56.068	13			1:13.383P
5	55.805		55.805	14	Out		2:33.338
6	55.560		55.560	15	56.891		56.891
7	56.101		56.101	16	55.588		55.588
8	55.537		55.537	17	55.708		55.708
9	58.613		58.613	18	58.168		58.168P
31	Jason MOORE		Olney Tyres				
1	1:00.687		1:00.687	8	56.451		56.451
2	58.116		58.116	9	55.842		55.842
3	57.332		57.332	10	55.767		55.767
4	56.409		56.409	11	55.507		55.507
5	56.606		56.606	12	55.712		55.712
6			1:10.036P	13	57.748		57.748
7	Out		5:14.288	14	1:55.901		1:00.423
33	Richard KENT		Traka				
1	1:01.940		1:01.940	11	58.080		58.080
2	1:00.184		1:00.184	12	58.113		58.113
3	58.587		58.587	13	55.708		55.708
4	57.482		57.482	14	55.664		55.664
5	1:00.151		1:00.151	15	55.678		55.678
6	1:05.852		1:05.852	16	55.556		55.556
7	56.475		56.475	17	55.604		55.604
8	1:03.431		1:03.431	18	1:04.426		1:04.426
9	57.232		57.232	19	1:00.127		1:00.127
10	57.355		57.355	20			
43	Tom BRADSHAW		Accident Exchange				
1	1:00.242		1:00.242	6	55.646		55.646
2	58.041		58.041	7	55.769		55.769
3	56.854		56.854	8	55.496		55.496
4	55.898		55.898	9	55.852		55.852
5	56.295		56.295	10	55.791		55.791
44	Mark POWELL		Mizuro Ltd				
1	1:01.119		1:01.119	7	57.317		57.317

Silverstone Nat
Circuit Length = 1.6392 miles
Start: 09:00 End: 09:21

Weather / Track : Sunny/Dry

www.msttiming.com

Formula Palmer Audi
ROUND 1 - QUALIFYING - SECTOR ANALYSIS


2	59.243		59.243	8	57.242		57.242
3			1:08.532 P	9	57.393		57.393
4	Out		8:30.372	10	56.782		56.782
5	58.032		58.032	11	58.112		58.112
6	58.886		58.886	12	57.066		57.066
55	Chris BELL				Klenzan		
1	1:00.904		1:00.904	8	57.645		57.645
2	59.016		59.016	9	56.321		56.321
3	59.275		59.275	10	56.318		56.318
4	57.181		57.181	11	56.180		56.180
5			1:10.387 P	12	55.973		55.973
6	Out		3:23.394	13	56.196		56.196
7	57.790		57.790	14	57.403		57.403
62	Giacomo PETROBELLI				Luxardo		
1	59.185		59.185	11	56.399		56.399
2	57.850		57.850	12	57.339		57.339
3	57.536		57.536	13	56.268		56.268
4	57.081		57.081	14	56.396		56.396
5	56.816		56.816	15	56.111		56.111
6	56.364		56.364	16	56.597		56.597
7	59.491		59.491	17	56.266		56.266
8	56.190		56.190	18	56.158		56.158
9			1:11.315 P	19	56.234		56.234
10	Out		2:05.856	20			
98	Matt HAMILTON				Sier Group		
1	1:16.834		1:16.834	10	55.274		55.274
2	58.150		58.150	11	55.331		55.331
3	56.608		56.608	12	59.446		59.446
4	56.590		56.590	13	55.358		55.358
5	1:00.685		1:00.685	14	55.057		55.057
6	55.740		55.740	15	58.078		58.078
7	55.426		55.426	16	1:00.072		1:00.072
8	55.806		55.806	17			1:07.357 P
9	55.383		55.383	18			

Formula Palmer Audi

ROUND 1 - GRID

ROW 11	58.229 12 Jeremy PREDDY	57.187 10 Maxim SNEGIREV
ROW 10	57.183 20 Doros LOUCAIDES	57.133 14 Derrick COLLIN
ROW 9	56.782 44 Mark POWELL	56.427 11 Nik IRUWAN
ROW 8	56.111 62 Giacomo PETROBELLI	56.012 5 Alex BRUNDLE
ROW 7	55.973 55 Chris BELL	55.806 6 Dominik JACKSON
ROW 6	55.742 3 Jolyon PALMER	55.658 8 Chris CHUBB
ROW 5	55.644 2 Richard PLANT	55.556 33 Richard KENT
ROW 4	55.550 19 Tim BRIDGMAN	55.537 22 Andy DEMETRIOU
ROW 3	55.507 31 Jason MOORE	55.496 43 Tom BRADSHAW
ROW 2	55.466 7 Jack CLARKE	55.298 9 Stefan WILSON
ROW 1	55.084 4 Luciano BACHETA	55.057 98 Matt HAMILTON

Pole



Silverstone Nat
Circuit Length = 2638 metres

Weather / Track : Sunny/Dry

These results are provisional until the conclusion of any judicial and technical matters.

Clerk of Course :		Timekeeper :
-------------------	--	--------------

Powertec Radical Challenge

QUALIFYING - CLASSIFICATION - AMENDED

POS	NO	CL	NAME	NAT	ENTRY	TIME	ON	LAPS	GAP	DIFF	MPH
1	34	IN	Derek JOHNSTON		Radical SR8	55.684	10	19			105.97
2	76	IN	Tim GREAVES		Radical SR3	56.515	4	4	0.831	0.831	104.42
3	74	15	Nick DOVE		Radical SR3	57.639	12	13	1.955	1.124	102.38
4	7	13	Philip JENKINS		Radical Prosport	58.495	18	19	2.811	0.856	100.88
5	23	13	John HEWITT		Radical SR4	58.760	13	14	3.076	0.265	100.43
6	24	13	Paul STEELE		Radical SR4	59.140	16	17	3.456	0.380	99.78
7	57	13	Jacob GREAVES		Radical SR4	59.186	7	15	3.502	0.046	99.70
8	77	13	Phil ABBOTT		Radical Prosport	59.879	2	3	4.195	0.693	98.55
9	11	13	Bill HENDERSON		Radical Prosport	1:01.588	17	19	5.904	1.709	95.81
10	46	15	Cliford DRURY		Radical SR3	1:02.912	6	8	7.228	1.324	93.80
11	10	15	Jon ALI		Radical SR3	1:02.967	2	2	7.283	0.055	93.72
12	51	13	Mitch MILLET		Radical SR4	1:03.032	5	6	7.348	0.065	93.62
13	95	11	Richard STABLES		Radical Clubsport	1:03.249	6	14	7.565	0.217	93.30
14	15	11	Ian CHARLES		Radical	1:04.319	13	18	8.635	1.070	91.75

Silverstone Nat

Circuit Length = 1.6392 miles

Start: 09:28 End: 09:58

Weather / Track : Sunny/Dry


These results are provisional until the conclusion of any judicial and technical matters.

Clerk of Course :

Timekeeper :

Powertec Radical Challenge

RACE 1 - GRID - AMENDED

ROW 7	1:03.249 95 Richard STABLES	1:04.319 15 Ian CHARLES
ROW 6	1:02.967 10 Jon ALI	1:03.032 51 Mitch MILLET
ROW 5	1:01.588 11 Bill HENDERSON	1:02.912 46 Clifford DRURY
ROW 4	59.186 57 Jacob GREAVES	59.879 77 Phil ABBOTT
ROW 3	58.760 23 John HEWITT	59.140 24 Paul STEELE
ROW 2	57.639 74 Nick DOVE	58.495 7 Philip JENKINS
ROW 1	55.684 34 Derek JOHNSTON	56.515 76 Tim GREAVES
Pole		
		

Silverstone Nat
Circuit Length = 2638 metres

Weather / Track : Sunny/Dry

These results are provisional until the conclusion of any judicial and technical matters.

Clerk of Course :

Timekeeper :

BARC Classic Clubmans Championship

QUALIFYING - CLASSIFICATION

POS	NO	CL	NAME	ENTRY	TIME	ON	LAPS	GAP	DIFF	MPH
1	9	A	Mark CHARTERIS	Mallock Mk20B	58.260	15	15			101.29
2	12	A	Malcolm JACKSON	Mallock Nk20B	58.287	15	15	0.027	0.027	101.24
3	1	A	Peter HARPER	Mallock Mk20B	58.852	13	14	0.592	0.565	100.27
4	4	A	Ray MALLOCK	Mallock V2 MkII	59.176	15	15	0.916	0.324	99.72
5	3	A	Mike HICKSON	Mallock Mk20B	1:00.208	14	14	1.948	1.032	98.01
6	34	A	Anthony DENHAM	Doris CKM	1:00.387	10	12	2.127	0.179	97.72
7	5	A	Gavin CHILDS	Gryphon C73/75	1:00.623	6	10	2.363	0.236	97.34
8	7	A	Reg POWELL	Gryphon C73 Pink Panther	1:02.040	11	11	3.780	1.417	95.12
9	2	A	Ray HARPER	Mallock Mk20B	1:02.799	9	12	4.539	0.759	93.97
10	50	B	Clive WOD	Mallock Mk20	1:03.561	14	14	5.301	0.762	92.84
11	26	A	Robin BOOTH	Mallock Mk20B	1:03.852	7	10	5.592	0.291	92.42
12	22	A	Keith WHYMAN	Mallock Mk20B	1:04.421	13	13	6.161	0.569	91.60
13	68	B	Dave FACER	Mallock Mk18BW	1:04.523	13	14	6.263	0.102	91.46
14	38	A	Bob CROZIER	Mallock MkII	1:04.591	12	13	6.331	0.068	91.36
15	54	B	Barry WEBB	Mallock Mk16BW	1:04.790	13	14	6.530	0.199	91.08
16	44	B	Ian MITCHELL	IM MkI	1:07.390	13	13	9.130	2.600	87.57
17	56	B	Nigel BANCROFT	Aerofan Special	1:10.485	12	12	12.225	3.095	83.72
18	49	B	Jeremy BANKS	Mallock Mk 20	1:10.645	11	11	12.385	0.160	83.53
19	77	C	Bob YARWOOD	Mallock Mk8	1:15.470	4	6	17.210	4.825	78.19

Silverstone Nat

Circuit Length = 1.6392 miles

Start: 09:59 End: 10:15

Weather / Track : Sunny/Dry

These results are provisional until the conclusion of any judicial and technical matters.

Clerk of Course :

Timekeeper :

Dunlop Mini Miglia Championship

QUALIFYING - CLASSIFICATION

POS	NO	CL	NAME	ENTRY	TIME	ON	LAPS	GAP	DIFF	MPH
1	1		Bill SOLLIS	Mini Miglia	1:08.681	7	12			85.92
2	3		Kelly ROGERS	Mini Miglia	1:08.766	2	3	0.085	0.085	85.81
3	23		Andrew HACK	Mini Miglia	1:09.184	4	11	0.503	0.418	85.29
4	30		Phil RUDGE	Mini Miglia	1:09.363	4	12	0.682	0.179	85.07
5	6		Mark SIMS	Mini Miglia	1:09.378	9	12	0.697	0.015	85.06
6	20		Endaf OWENS	Mini Miglia	1:09.404	7	8	0.723	0.026	85.02
7	12		Jonathan LEWIS	Mini Miglia	1:09.669	4	12	0.988	0.265	84.70
8	39		Paul WOODBRIDGE	Mini Miglia	1:10.090	4	10	1.409	0.421	84.19
9	17		Steve WHITELEY	Mini Miglia	1:10.246	3	11	1.565	0.156	84.01
10	75		Paul BROWN	Mini Miglia	1:10.255	10	12	1.574	0.009	83.99
11	69		Tony Le-MAY	Mini Miglia	1:10.398	6	10	1.717	0.143	83.82
12	22		Sarah MUNNS	Mini Miglia	1:10.676	4	10	1.995	0.278	83.49
13	10		Phil LEE	Mini Miglia	1:10.785	7	11	2.104	0.109	83.37
14	34		Keith ALLINGTON	Mini Miglia	1:11.284	9	12	2.603	0.499	82.78
15	15		Gordon POCOCK	Mini Miglia	1:12.473	2	2	3.792	1.189	81.42
16	13		Phil HARVEY	Mini Miglia	1:13.128	9	12	4.447	0.655	80.69
17	55		Michael GREEN	Mini Miglia	1:13.136	8	10	4.455	0.008	80.69

Silverstone Nat

Circuit Length = 1.6392 miles

Start: 11:18 End: 11:35

Weather / Track : Sunny/Dry

These results are provisional until the conclusion of any judicial and technical matters.

Clerk of Course :		Timekeeper :
-------------------	--	--------------

Dunlop Mini Miglia Championship

QUALIFYING - SECTOR ANALYSIS

1	Bill SOLLIS						Mini Miglia					
1	1:16.345		1:16.345	7	1:08.681		1:08.681					
2	1:10.184		1:10.184	8	1:09.197		1:09.197					
3	1:09.884		1:09.884	9	1:09.187		1:09.187					
4	1:09.553		1:09.553	10	1:16.445		1:16.445					
5	1:10.597		1:10.597	11	1:16.437		1:16.437					
6	1:12.798		1:12.798	12	1:10.905		1:10.905					
3	Kelly ROGERS						Mini Miglia					
1	1:13.403		1:13.403	3	1:08.778		1:08.778					
2	1:08.766		1:08.766	4								
6	Mark SIMS						Mini Miglia					
1	1:15.861		1:15.861	7	1:09.475		1:09.475					
2	1:12.542		1:12.542	8	1:10.618		1:10.618					
3	1:09.912		1:09.912	9	1:09.378		1:09.378					
4	1:10.282		1:10.282	10	1:09.485		1:09.485					
5	1:13.817		1:13.817	11	1:10.754		1:10.754					
6	1:15.995		1:15.995	12	1:24.908		1:24.908					
10	Phil LEE						Mini Miglia					
1	1:19.011		1:19.011	7	1:10.785		1:10.785					
2	1:12.433		1:12.433	8	1:11.750		1:11.750					
3	1:11.292		1:11.292	9	1:12.434		1:12.434					
4	1:11.417		1:11.417	10			1:24.745 P					
5	1:12.561		1:12.561	11	Out		1:49.391					
6	1:18.093		1:18.093	12								
12	Jonathan LEWIS						Mini Miglia					
1	1:16.227		1:16.227	7	1:10.264		1:10.264					
2	1:10.734		1:10.734	8			1:31.743 P					
3	1:10.023		1:10.023	9	Out		1:44.830					
4	1:09.669		1:09.669	10	1:10.109		1:10.109					
5	1:11.133		1:11.133	11	1:10.022		1:10.022					
6	1:10.399		1:10.399	12	1:09.860		1:09.860					
13	Phil HARVEY						Mini Miglia					
1	1:24.011		1:24.011	7	1:13.471		1:13.471					
2	1:15.575		1:15.575	8	1:13.693		1:13.693					
3	1:14.820		1:14.820	9	1:13.128		1:13.128					
4	1:15.433		1:15.433	10	1:13.752		1:13.752					
5	1:14.493		1:14.493	11	1:13.729		1:13.729					
6	1:13.609		1:13.609	12	1:13.686		1:13.686					
15	Gordon POCOCK						Mini Miglia					
1	1:16.747		1:16.747	2	1:12.473		1:12.473					
17	Steve WHITELEY						Mini Miglia					
1	1:22.692		1:22.692	7	1:14.818		1:14.818					
2	1:12.302		1:12.302	8	1:13.267		1:13.267					
3	1:10.246		1:10.246	9	1:10.538		1:10.538					
4	1:10.404		1:10.404	10	1:10.609		1:10.609					
5	1:17.939		1:17.939	11			1:28.400 P					
6	1:21.727		1:21.727	12								
20	Endaf OWENS						Mini Miglia					
1	1:21.247		1:21.247	5	1:09.454		1:09.454					
2	1:11.114		1:11.114	6	1:14.911		1:14.911					
3	1:10.187		1:10.187	7	1:09.404		1:09.404					
4	1:09.724		1:09.724	8	1:09.979		1:09.979					


Dunlop Mini Miglia Championship

QUALIFYING - SECTOR ANALYSIS

22	Sarah MUNNS		Mini Miglia			
1	1:19.334		1:19.334	6	1:14.675	1:14.675
2	1:12.166		1:12.166	7	1:11.226	1:11.226
3	1:11.363		1:11.363	8	1:11.459	1:11.459
4	1:10.676		1:10.676	9	1:10.738	1:10.738
5	1:13.574		1:13.574	10		1:32.292P
23	Andrew HACK		Mini Miglia			
1	1:16.257		1:16.257	7	1:09.187	1:09.187
2	1:12.856		1:12.856	8	1:09.703	1:09.703
3	1:10.282		1:10.282	9	1:11.163	1:11.163
4	1:09.184		1:09.184	10	1:09.403	1:09.403
5	1:14.263		1:14.263	11		1:29.000P
6	1:15.182		1:15.182	12		
30	Phil RUDGE		Mini Miglia			
1	1:15.229		1:15.229	7	1:10.469	1:10.469
2	1:10.572		1:10.572	8	1:10.647	1:10.647
3	1:10.167		1:10.167	9	1:17.741	1:17.741
4	1:09.363		1:09.363	10	1:17.650	1:17.650
5	1:19.536		1:19.536	11	1:16.047	1:16.047
6	1:13.477		1:13.477	12	1:12.578	1:12.578
34	Keith ALLINGTON		Mini Miglia			
1	1:19.904		1:19.904	7	1:12.640	1:12.640
2	1:14.248		1:14.248	8	1:11.614	1:11.614
3	1:12.179		1:12.179	9	1:11.284	1:11.284
4	1:12.317		1:12.317	10	1:11.645	1:11.645
5	1:12.494		1:12.494	11	1:11.991	1:11.991
6	1:12.068		1:12.068	12	1:12.028	1:12.028
39	Paul WOODBRIDGE		Mini Miglia			
1	1:19.608		1:19.608	6	Out	3:41.353
2	1:11.590		1:11.590	7	1:11.332	1:11.332
3	1:10.213		1:10.213	8	1:23.717	1:23.717
4	1:10.090		1:10.090	9	1:10.924	1:10.924
5			1:38.417P	10		1:44.734P
55	Michael GREEN		Mini Miglia			
1	1:20.591		1:20.591	6	1:21.631	1:21.631
2	1:14.695		1:14.695	7	1:13.389	1:13.389
3	1:14.146		1:14.146	8	1:13.136	1:13.136
4	1:13.299		1:13.299	9	1:13.220	1:13.220
5	1:16.095		1:16.095	10		1:58.799P
75	Paul BROWN		Mini Miglia			
1	1:17.230		1:17.230	7	1:10.403	1:10.403
2	1:11.458		1:11.458	8	1:17.479	1:17.479
3	1:10.547		1:10.547	9	1:10.540	1:10.540
4	1:10.481		1:10.481	10	1:10.255	1:10.255
5	1:12.239		1:12.239	11	1:10.710	1:10.710
6	1:15.754		1:15.754	12		1:28.583P

Dunlop Mini Miglia Championship

RACE 6 - GRID

ROW 9	1:13.136 55 Michael GREEN	35 Ian FEATHERSTONE
ROW 8	1:12.473 15 Gordon POCOCK	13 Phil HARVEY
ROW 7	1:10.785 10 Phil LEE	34 Keith ALLINGTON
ROW 6	69 Tony Le-MAY	22 Sarah MUNNS 1:10.676
ROW 5	1:10.246 17 Steve WHITELEY	75 Paul BROWN 1:10.255
ROW 4	1:09.669 12 Jonathan LEWIS	39 Paul WOODBRIDGE 1:10.090
ROW 3	1:09.378 6 Mark SIMS	20 Endaf OWENS 1:09.404
ROW 2	1:09.184 23 Andrew HACK	30 Phil RUDGE 1:09.363
ROW 1	1:08.681 1 Bill SOLLIS	3 Kelly ROGERS 1:08.766
Pole		
		

Silverstone Nat
Circuit Length = 2638 metres

Weather / Track : Sunny/Dry

These results are provisional until the conclusion of any judicial and technical matters.

Clerk of Course :		Timekeeper :
-------------------	--	--------------

Dunlop Mini Se7en Championship

QUALIFYING - CLASSIFICATION

POS	NO	CL	NAME	ENTRY	TIME	ON	LAPS	GAP	DIFF	MPH
1	9		Kane ASTIN	Mini Se7en	1:14.528	5	11			79.18
2	1		Andrew DEVINY	Mini Se7en	1:14.580	2	11	0.052	0.052	79.12
3	46		Max HUNTER	Mini Se7en	1:15.122	4	11	0.594	0.542	78.55
4	14		Dave BANWELL	Mini Se7en	1:15.169	4	11	0.641	0.047	78.50
5	24		James COULSON	Se7en	1:15.402	4	12	0.874	0.233	78.26
6	98		Mark SMITH	Mini Se7en	1:15.589	3	12	1.061	0.187	78.07
7	16		James WINNIFRITH	Mini Se7en	1:15.918	4	5	1.390	0.329	77.73
8	50		Ian DEVINY	Mini Se7en	1:15.948	3	12	1.420	0.030	77.70
9	7		Dick HUNTER	Mini Se7en	1:15.965	7	11	1.437	0.017	77.68
10	10		Damon ASTIN	Mini Se7en	1:16.013	10	12	1.485	0.048	77.63
11	29		Jabez DYER	Mini Se7en	1:16.345	7	11	1.817	0.332	77.29
12	22		Graeme DAVIS	Mini Se7en	1:16.477	5	11	1.949	0.132	77.16
13	26		Lee JONES	Mini Se7en	1:16.554	7	11	2.026	0.077	77.08
14	20		Darren THOMAS	Mini Se7en	1:16.729	3	12	2.201	0.175	76.91
15	23		Ricky HORNE	Mini Se7en	1:16.921	3	11	2.393	0.192	76.72
16	6		Paul CLARK	Mini Se7en	1:16.943	8	9	2.415	0.022	76.69
17	38		Steven HOPPER	Mini Se7en	1:17.204	4	10	2.676	0.261	76.43
18	82		Andrew RUTHVEN	Mini Se7en	1:17.219	3	6	2.691	0.015	76.42
19	77		Tristen KNIGHT	Mini Se7en	1:17.478	5	6	2.950	0.259	76.16
20	37		Gareth HUNT	Mini Se7en	1:17.499	4	7	2.971	0.021	76.14
21	15		Steven BAKER	Mini Se7en	1:17.656	6	11	3.128	0.157	75.99
22	60		Malcolm KEAT	Mini Se7en	1:17.817	4	6	3.289	0.161	75.83
23	34		Anthony TOWEY	Mini Se7en	1:17.828	6	10	3.300	0.011	75.82
24	35		Paul SPARK	Mini Se7en	1:17.879	7	10	3.351	0.051	75.77
25	99		Tim JOSLYN	Mini Se7en	1:18.607	7	10	4.079	0.728	75.07
26	39		Andy MILLER	Mini Se7en	1:18.700	6	11	4.172	0.093	74.98
27	76		Tom KNIGHT	Mini Se7en	1:19.079	2	4	4.551	0.379	74.62
28	32		Barry STAITE	Mini Se7en	1:27.962	4	10	13.434	8.883	67.09

Silverstone Nat

Circuit Length = 1.6392 miles

Start: 10:21 End: 10:41

Weather / Track : Sunny/Dry

These results are provisional until the conclusion of any judicial and technical matters.

Clerk of Course :

Timekeeper :

Dunlop Mini Se7en Championship

QUALIFYING - SECTOR ANALYSIS

1	Andrew DEVINY					Mini Se7en				
1	1:15.291		1:15.291	7	1:18.935			1:18.935		
2	1:14.580		1:14.580	8	1:19.079			1:19.079		
3	1:15.048		1:15.048	9	1:17.443			1:17.443		
4	1:15.110		1:15.110	10	1:18.351			1:18.351		
5	1:15.261		1:15.261	11	1:32.140			1:32.140P		
6	1:14.885		1:14.885	12						
6	Paul CLARK					Mini Se7en				
1	1:18.303		1:18.303	6	1:17.436			1:17.436		
2	1:17.895		1:17.895	7	1:16.981			1:16.981		
3	1:17.414		1:17.414	8	1:16.943			1:16.943		
4	1:18.189		1:18.189	9	1:18.408			1:18.408P		
5	1:17.892		1:17.892	10						
7	Dick HUNTER					Mini Se7en				
1	1:18.146		1:18.146	7	1:15.965			1:15.965		
2	1:16.806		1:16.806	8	1:18.344			1:18.344		
3	1:16.592		1:16.592	9	1:17.225			1:17.225		
4	1:16.068		1:16.068	10	1:17.370			1:17.370		
5	1:16.127		1:16.127	11	1:17.360			1:17.360P		
6	1:16.410		1:16.410	12						
9	Kane ASTIN					Mini Se7en				
1	1:19.717		1:19.717	7	1:14.862			1:14.862		
2	1:15.429		1:15.429	8	1:16.416			1:16.416		
3	1:14.757		1:14.757	9	1:17.907			1:17.907		
4	1:14.689		1:14.689	10	1:17.309			1:17.309		
5	1:14.528		1:14.528	11				1:39.476P		
6	1:14.747		1:14.747	12						
10	Damon ASTIN					Mini Se7en				
1	1:21.553		1:21.553	7	1:16.486			1:16.486		
2	1:17.037		1:17.037	8	1:18.421			1:18.421		
3	1:17.158		1:17.158	9	1:17.662			1:17.662		
4	1:16.791		1:16.791	10	1:16.013			1:16.013		
5	1:19.547		1:19.547	11	1:19.333			1:19.333		
6	1:17.076		1:17.076	12	1:18.464			1:18.464P		
14	Dave BANWELL					Mini Se7en				
1	1:22.090		1:22.090	7	1:15.769			1:15.769		
2	1:17.531		1:17.531	8	1:20.569			1:20.569		
3	1:15.959		1:15.959	9	1:23.640			1:23.640		
4	1:15.169		1:15.169	10	1:15.915			1:15.915		
5	1:15.458		1:15.458	11				1:39.868P		
6	1:15.778		1:15.778	12						
15	Steven BAKER					Mini Se7en				
1	1:23.097		1:23.097	7	1:17.684			1:17.684		
2	1:17.856		1:17.856	8	1:19.526			1:19.526		
3	1:17.900		1:17.900	9	1:21.256			1:21.256		
4	1:17.720		1:17.720	10	1:19.307			1:19.307		
5	1:17.929		1:17.929	11				1:41.272P		
6	1:17.656		1:17.656	12						
16	James WINNIFRITH					Mini Se7en				
1	1:21.788		1:21.788	4	1:15.918			1:15.918		
2	1:16.222		1:16.222	5				1:31.518P		
3	1:16.261		1:16.261	6						

Weather / Track : Sunny/Dry

www.msttiming.com

Silverstone Nat
Circuit Length = 1.6392 miles
Start: 10:21 End: 10:41

Dunlop Mini Se7en Championship

QUALIFYING - SECTOR ANALYSIS

20	Darren THOMAS		Mini Se7en			
1	1:21.452		1:21.452	7	1:17.881	1:17.881
2	1:17.713		1:17.713	8	1:18.654	1:18.654
3	1:16.729		1:16.729	9	1:17.651	1:17.651
4	1:17.257		1:17.257	10	1:17.402	1:17.402
5	1:17.379		1:17.379	11	1:18.247	1:18.247
6	1:17.896		1:17.896	12	1:18.179	1:18.179P
22	Graeme DAVIS		Mini Se7en			
1	1:23.130		1:23.130	7	1:17.671	1:17.671
2	1:17.925		1:17.925	8	1:19.960	1:19.960
3	1:17.389		1:17.389	9	1:18.147	1:18.147
4	1:19.902		1:19.902	10	1:17.573	1:17.573
5	1:16.477		1:16.477	11		1:39.426P
6	1:17.043		1:17.043	12		
23	Ricky HORNE		Mini Se7en			
1	1:19.431		1:19.431	7	1:17.630	1:17.630
2	1:17.706		1:17.706	8	1:19.623	1:19.623
3	1:16.921		1:16.921	9	1:21.649	1:21.649
4	1:17.329		1:17.329	10	1:18.141	1:18.141
5	1:17.367		1:17.367	11	1:21.345	1:21.345P
6	1:17.423		1:17.423	12		
24	James COULSON		Se7en			
1	1:20.031		1:20.031	7	1:16.181	1:16.181
2	1:16.849		1:16.849	8	1:17.623	1:17.623
3	1:16.134		1:16.134	9	1:16.506	1:16.506
4	1:15.402		1:15.402	10	1:15.773	1:15.773
5	1:16.335		1:16.335	11	1:19.342	1:19.342
6	1:16.108		1:16.108	12	1:18.872	1:18.872P
26	Lee JONES		Mini Se7en			
1	1:24.748		1:24.748	7	1:16.554	1:16.554
2	1:18.830		1:18.830	8	1:18.756	1:18.756
3	1:20.170		1:20.170	9	1:18.027	1:18.027
4	1:18.281		1:18.281	10	1:17.316	1:17.316
5	1:18.166		1:18.166	11		1:41.603P
6	1:17.910		1:17.910	12		
29	Jabez DYER		Mini Se7en			
1	1:24.693		1:24.693	7	1:16.345	1:16.345
2	1:20.117		1:20.117	8	1:17.653	1:17.653
3	1:19.065		1:19.065	9	1:17.309	1:17.309
4	1:18.324		1:18.324	10	1:16.897	1:16.897
5	1:17.575		1:17.575	11		1:37.415P
6	1:17.359		1:17.359	12		
32	Barry STAITE		Mini Se7en			
1	1:31.344		1:31.344	6	1:28.036	1:28.036
2	1:29.753		1:29.753	7	1:31.538	1:31.538
3	1:30.277		1:30.277	8	1:29.694	1:29.694
4	1:27.962		1:27.962	9	1:28.901	1:28.901
5	1:29.081		1:29.081	10	1:28.910	1:28.910P
34	Anthony TOWEY		Mini Se7en			
1	1:24.755		1:24.755	6	1:17.828	1:17.828
2	1:18.799		1:18.799	7	1:18.052	1:18.052
3	1:18.135		1:18.135	8	1:23.029	1:23.029
4	1:18.282		1:18.282	9	1:25.744	1:25.744
5	1:18.550		1:18.550	10		2:05.964P

Silverstone Nat
Circuit Length = 1.6392 miles
Start: 10:21 End: 10:41

Weather / Track : Sunny/Dry

www.msttiming.com

Dunlop Mini Se7en Championship

QUALIFYING - SECTOR ANALYSIS

35	Paul SPARK		Mini Se7en			
1	1:27.867		1:27.867	6	1:18.419	1:18.419
2	1:20.270		1:20.270	7	1:17.879	1:17.879
3	1:18.741		1:18.741	8	1:33.784	1:33.784
4	1:18.961		1:18.961	9	1:26.978	1:26.978
5	1:18.682		1:18.682	10		1:52.954P
37	Gareth HUNT		Mini Se7en			
1	1:25.791		1:25.791	5	1:26.066	1:26.066
2	1:23.387		1:23.387	6	1:17.704	1:17.704
3	1:19.794		1:19.794	7		11:09.344P
4	1:17.499		1:17.499	8		
38	Steven HOPPER		Mini Se7en			
1	1:21.707		1:21.707	6	1:18.232	1:18.232
2	1:18.009		1:18.009	7	1:17.661	1:17.661
3	1:21.457		1:21.457	8		1:30.226P
4	1:17.204		1:17.204	9	Out	3:22.983
5	1:17.271		1:17.271	10	1:21.894	1:21.894P
39	Andy MILLER		Mini Se7en			
1	1:25.463		1:25.463	7	1:19.600	1:19.600
2	1:19.795		1:19.795	8	1:21.031	1:21.031
3	1:19.074		1:19.074	9	1:20.224	1:20.224
4	1:19.768		1:19.768	10	1:21.011	1:21.011
5	1:21.014		1:21.014	11	1:21.876	1:21.876P
6	1:18.700		1:18.700	12		
46	Max HUNTER		Mini Se7en			
1	1:26.297		1:26.297	7	1:15.169	1:15.169
2	1:15.421		1:15.421	8	1:19.214	1:19.214
3	1:20.844		1:20.844	9	1:17.217	1:17.217
4	1:15.122		1:15.122	10	1:15.765	1:15.765
5	1:16.039		1:16.039	11		1:39.519P
6	1:15.365		1:15.365	12		
50	Ian DEVINY		Mini Se7en			
1	1:21.078		1:21.078	7	1:16.417	1:16.417
2	1:16.933		1:16.933	8	1:18.576	1:18.576
3	1:15.948		1:15.948	9	1:16.757	1:16.757
4	1:15.956		1:15.956	10	1:16.457	1:16.457
5	1:16.369		1:16.369	11	1:19.870	1:19.870
6	1:16.145		1:16.145	12	1:17.204	1:17.204P
60	Malcolm KEAT		Mini Se7en			
1	1:22.292		1:22.292	4	1:17.817	1:17.817
2	1:17.904		1:17.904	5	1:18.045	1:18.045
3	1:18.360		1:18.360	6		1:54.007P
76	Tom KNIGHT		Mini Se7en			
1	1:24.503		1:24.503	3	1:20.334	1:20.334
2	1:19.079		1:19.079	4	1:21.555	1:21.555
77	Tristen KNIGHT		Mini Se7en			
1	1:24.916		1:24.916	4	1:24.264	1:24.264
2	1:18.417		1:18.417	5	1:17.478	1:17.478
3	1:19.652		1:19.652	6		1:31.570P
82	Andrew RUTHVEN		Mini Se7en			
1	1:24.078		1:24.078	4	1:17.304	1:17.304
2	1:18.781		1:18.781	5	1:17.299	1:17.299

Silverstone Nat
Circuit Length = 1.6392 miles
Start: 10:21 End: 10:41

Weather / Track : Sunny/Dry

www.msttiming.com

Dunlop Mini Se7en Championship
QUALIFYING - SECTOR ANALYSIS

3	1:17.219		1:17.219	6		1:40.630P
98	Mark SMITH	Mini Se7en				
1	1:19.129		1:19.129	7	1:16.590	1:16.590
2	1:16.049		1:16.049	8	1:17.402	1:17.402
3	1:15.589		1:15.589	9	1:21.393	1:21.393
4	1:15.914		1:15.914	10	1:23.102	1:23.102
5	1:15.932		1:15.932	11	1:21.210	1:21.210
6	1:15.796		1:15.796	12	1:45.330	1:45.330P
99	Tim JOSLYN	Mini Se7en				
1	1:25.588		1:25.588	6	1:18.963	1:18.963
2	1:19.404		1:19.404	7	1:18.607	1:18.607
3	1:19.042		1:19.042	8	1:21.998	1:21.998
4	1:19.473		1:19.473	9	1:19.553	1:19.553
5	1:19.825		1:19.825	10		1:37.377P

Dunlop Mini Se7en Championship

RACE 4 - GRID

ROW 14	1:19.079 76 Tom KNIGHT	1:27.962 32 Barry STAITE
ROW 13	1:18.607 99 Tim JOSLYN	1:18.700 39 Andy MILLER
ROW 12	1:17.828 34 Anthony TOWEY	1:17.879 35 Paul SPARK
ROW 11	1:17.656 15 Steven BAKER	1:17.817 60 Malcolm KEAT
ROW 10	1:17.478 77 Tristen KNIGHT	1:17.499 37 Gareth HUNT
ROW 9	1:17.204 38 Steven HOPPER	1:17.219 82 Andrew RUTHVEN
ROW 8	1:16.921 23 Ricky HORNE	1:16.943 6 Paul CLARK
ROW 7	1:16.554 26 Lee JONES	1:16.729 20 Darren THOMAS
ROW 6	1:16.345 29 Jabez DYER	1:16.477 22 Graeme DAVIS
ROW 5	1:15.965 7 Dick HUNTER	1:16.013 10 Damon ASTIN
ROW 4	1:15.918 16 James WINNIFRITH	1:15.948 50 Ian DEVINY
ROW 3	1:15.402 24 James COULSON	1:15.589 98 Mark SMITH
ROW 2	1:15.122 46 Max HUNTER	1:15.169 14 Dave BANWELL
ROW 1	1:14.528 9 Kane ASTIN	1:14.580 1 Andrew DEVINY

Pole

Silverstone Nat
Circuit Length = 2638 metres

Weather / Track : Sunny/Dry

These results are provisional until the conclusion of any judicial and technical matters.

Clerk of Course :

Timekeeper :

Formula Palmer Audi
ROUND 2 - QUALIFYING - CLASSIFICATION

POS	NO	CL	NAME	NAT	ENTRY	TIME	ON	LAPS	GAP	DIFF	MPH
1	98		Matt HAMILTON	GBR	Sier Group	55.328	9	17			106.66
2	4		Luciano BACHETA	GBR	Tradelink	55.328	10	18			106.66
3	7		Jack CLARKE	GBR	JTB	55.370	8	19	0.042	0.042	106.57
4	9		Stefan WILSON	GBR	Solvents for Safety	55.394	21	21	0.066	0.024	106.53
5	2		Richard PLANT	GBR	GW Price	55.474	19	19	0.146	0.080	106.37
6	3		Jolyon PALMER	GBR	Comma Oil	55.535	18	21	0.207	0.061	106.26
7	6		Dominik JACKSON	GBR	Mini HUMMER Europe	55.667	12	16	0.339	0.132	106.01
8	5		Alex BRUNDLE	GBR	THB Clowes	55.713	16	19	0.385	0.046	105.92
9	31		Jason MOORE	GBR	Olney Tyres	55.721	13	18	0.393	0.008	105.90
10	22		Andy DEMETRIOU	CYP	BRG - Simply Racing	55.775	13	21	0.447	0.054	105.80
11	43		Tom BRADSHAW	GBR	Accident Exchange	55.858	9	17	0.530	0.083	105.64
12	33		Richard KENT	GBR	Traka	55.873	18	19	0.545	0.015	105.62
13	55		Chris BELL	GBR	Klenzan	56.041	7	17	0.713	0.168	105.30
14	62		Giacomo PETROBELLI	ITA	Luxardo	56.082	19	19	0.754	0.041	105.22
15	19		Tim BRIDGMAN	GBR	Laser Motor Co.	56.139	12	12	0.811	0.057	105.11
16	8		Chris CHUBB	GBR	Miles Industries	56.165	21	21	0.837	0.026	105.07
17	11		Nik IRUWAN	MAS	Macho Premium Beverage	56.429	9	18	1.101	0.264	104.57
18	20		Doros LOUCAIDES	CYP	BRG - Simply Racing	56.678	18	18	1.350	0.249	104.12
19	10		Maxim SNEGIREV	RUS	Klaxon Automotive Magazine	56.852	13	17	1.524	0.174	103.80
20	44		Mark POWELL	GBR	Mizuro Ltd	56.966	7	15	1.638	0.114	103.59
21	14		Derrick COLLIN	GBR	Nova	57.150	7	19	1.822	0.184	103.26
22	12		Jeremy PREDDY	GBR	John Preddy Company	57.480	16	17	2.152	0.330	102.66

Silverstone Nat
Circuit Length = 1.6392 miles
Start: 10:50 End: 00:00

Weather / Track : Sunny/Dry

These results are provisional until the conclusion of any judicial and technical matters.

Clerk of Course :		Timekeeper :	
-------------------	--	--------------	--

Formula Palmer Audi

ROUND 2 - QUALIFYING - SECTOR ANALYSIS

2	Richard PLANT		GW Price			
1	57.991		57.991	10	56.362	56.362
2	56.713		56.713	11		1:13.583 ^P
3	56.295		56.295	12	Out	2:43.764
4	56.048		56.048	13	56.258	56.258
5	56.122		56.122	14	55.875	55.875
6	56.296		56.296	15	55.991	55.991
7	55.948		55.948	16	55.796	55.796
8	56.083		56.083	17	55.696	55.696
9	55.929		55.929	18	55.474	55.474
3	Jolyon PALMER		Comma Oil			
1	58.241		58.241	11	56.599	56.599
2	57.630		57.630	12	56.422	56.422
3	56.357		56.357	13	55.905	55.905
4	56.140		56.140	14	56.345	56.345
5	56.065		56.065	15	55.643	55.643
6	57.678		57.678	16	55.733	55.733
7	56.194		56.194	17	55.535	55.535
8	56.879		56.879	18	1:08.608	1:08.608
9	55.917		55.917	19	55.690	55.690
10	55.818		55.818	20	56.026	56.026 ^P
4	Luciano BACHETA		Tradelink			
1	57.109		57.109	10	57.226	57.226
2	56.161		56.161	11		1:10.512 ^P
3	55.809		55.809	12	Out	2:14.990
4	55.682		55.682	13	55.832	55.832
5	55.547		55.547	14	55.414	55.414
6	55.776		55.776	15	56.793	56.793
7	55.410		55.410	16	55.500	55.500
8	55.777		55.777	17		1:09.963 ^P
9	55.328		55.328	18		
5	Alex BRUNDLE		THB Clowes			
1	57.828		57.828	10		1:06.978 ^P
2	57.171		57.171	11	Out	2:41.245
3	56.721		56.721	12	56.359	56.359
4	56.011		56.011	13	56.374	56.374
5	56.262		56.262	14	56.200	56.200
6	56.274		56.274	15	55.713	55.713
7	57.263		57.263	16	57.137	57.137
8	55.964		55.964	17	56.575	56.575
9	55.994		55.994	18	56.998	56.998 ^P
6	Dominik JACKSON		Mini HUMMER Europe			
1	1:02.699		1:02.699	9	55.962	55.962
2			1:11.962 ^P	10	1:01.460	1:01.460
3	Out		3:40.973	11	55.667	55.667
4	56.515		56.515	12	55.991	55.991
5	56.162		56.162	13	1:01.063	1:01.063
6	56.152		56.152	14	55.862	55.862
7	59.702		59.702	15	1:59.128	56.014
8	56.350		56.350	16		
7	Jack CLARKE		JTB			
1	58.764		58.764	10	56.297	56.297
2	57.470		57.470	11	56.106	56.106
3	56.076		56.076	12		1:10.176 ^P
4	56.884		56.884	13	Out	3:08.527
5	56.018		56.018	14	55.920	55.920
6	56.179		56.179	15	56.144	56.144

Silverstone Nat
 Circuit Length = 1.6392 miles
 Start: 10:50 End: 11:11

Weather / Track : Sunny/Dry

www.msttiming.com

Formula Palmer Audi
ROUND 2 - QUALIFYING - SECTOR ANALYSIS

7	55.370		55.370	16	56.044		56.044
8	56.131		56.131	17	56.096		56.096
9	1:02.965		1:02.965	18	55.592		55.592
8	Chris CHUBB			Miles Industries			
1	57.988		57.988	11	56.438		56.438
2	58.004		58.004	12	56.486		56.486
3	57.144		57.144	13	56.544		56.544
4	57.877		57.877	14	56.388		56.388
5	56.838		56.838	15	58.896		58.896
6	56.515		56.515	16	57.252		57.252
7	58.221		58.221	17	56.416		56.416
8	58.553		58.553	18	57.238		57.238
9	56.725		56.725	19	56.610		56.610
10	56.306		56.306	20	56.165		56.165
9	Stefan WILSON			Solvents for Safety			
1	58.550		58.550	11	55.946		55.946
2	1:01.128		1:01.128	12	55.971		55.971
3	57.909		57.909	13	55.875		55.875
4	56.202		56.202	14	57.875		57.875
5	59.977		59.977	15	1:00.716		1:00.716
6	56.288		56.288	16	55.835		55.835
7	56.230		56.230	17	55.752		55.752
8	56.192		56.192	18	56.412		56.412
9	55.622		55.622	19	55.690		55.690
10	56.991		56.991	20	55.394		55.394
10	Maxim SNEGIREV			Klaxon Automotive Magazine			
1	58.916		58.916	9	58.632		58.632
2	58.894		58.894	10	57.870		57.870
3			1:35.033 P	11	57.376		57.376
4	Out		2:47.298	12	56.852		56.852
5	59.427		59.427	13	57.873		57.873
6	58.537		58.537	14	57.549		57.549
7	57.934		57.934	15	57.744		57.744
8	57.869		57.869	16			1:38.148 P
11	Nik IRUWAN			Macho Premium Beverage			
1	59.190		59.190	10	56.801		56.801
2	1:05.226		1:05.226	11			1:26.012 P
3	57.563		57.563	12	Out		2:39.259
4	56.695		56.695	13	56.743		56.743
5	56.699		56.699	14	56.802		56.802
6	56.550		56.550	15	56.445		56.445
7	56.458		56.458	16	1:03.335		1:03.335
8	56.429		56.429	17	57.715		57.715 P
9	56.639		56.639	18			
12	Jeremy PREDDY			John Preddy Company			
1	59.414		59.414	9	58.113		58.113
2	59.479		59.479	10	58.436		58.436
3	59.447		59.447	11	57.845		57.845
4	59.234		59.234	12	57.643		57.643
5	58.455		58.455	13	58.099		58.099
6	58.315		58.315	14	57.841		57.841
7			1:08.673 P	15	57.480		57.480
8	Out		3:49.943	16	1:08.375		1:08.375 P
14	Derrick COLLIN			Nova			
1	1:00.129		1:00.129	10	57.469		57.469
2	58.743		58.743	11			1:11.625 P
3	57.691		57.691	12	Out		2:29.453

Silverstone Nat
 Circuit Length = 1.6392 miles
 Start: 10:50 End: 11:11

Weather / Track : Sunny/Dry

www.msttiming.com

Formula Palmer Audi

ROUND 2 - QUALIFYING - SECTOR ANALYSIS

4	57.504		57.504	13	57.753		57.753
5	57.467		57.467	14	57.150		57.150
6	57.150		57.150	15	57.219		57.219
7	57.502		57.502	16	57.267		57.267
8	57.373		57.373	17	58.957		58.957
9	59.676		59.676	18	57.187		57.187
19	Tim BRIDGMAN			Laser Motor Co.			
1	57.267		57.267	7	Out		4:11.497
2	56.992		56.992	8	56.595		56.595
3	56.493		56.493	9	1:01.508		1:01.508
4	56.278		56.278	10	58.364		58.364
5	56.466		56.466	11	1:52.754		56.139
6			1:13.445 P	12			
20	Doros LOUCAIDES			BRG - Simply Racing			
1	58.910		58.910	10	57.395		57.395
2	57.986		57.986	11	57.324		57.324
3	58.212		58.212	12	57.184		57.184
4	57.787		57.787	13			1:08.167 P
5	57.827		57.827	14	Out		3:16.537
6	57.629		57.629	15	57.490		57.490
7	57.045		57.045	16	57.083		57.083
8	57.296		57.296	17	56.678		56.678
9	57.227		57.227	18			
22	Andy DEMETRIOU			BRG - Simply Racing			
1	57.636		57.636	11	56.089		56.089
2	57.380		57.380	12	55.775		55.775
3	56.366		56.366	13	55.919		55.919
4	57.831		57.831	14	55.787		55.787
5	56.000		56.000	15	57.418		57.418
6	56.405		56.405	16	1:06.922		1:06.922
7	56.287		56.287	17	1:01.158		1:01.158
8	55.900		55.900	18	1:02.100		1:02.100
9	55.982		55.982	19	56.035		56.035
10	1:03.249		1:03.249	20	1:01.686		1:01.686
31	Jason MOORE			Olney Tyres			
1	58.328		58.328	10	56.498		56.498
2	56.966		56.966	11	55.854		55.854
3	56.746		56.746	12	55.721		55.721
4			1:07.418 P	13	56.260		56.260
5	Out		3:32.071	14	56.154		56.154
6	56.078		56.078	15	55.870		55.870
7	56.309		56.309	16	56.854		56.854
8	1:02.118		1:02.118	17	1:10.693		1:10.693
9	56.087		56.087	18			
33	Richard KENT			Traka			
1	59.176		59.176	10	58.187		58.187
2	56.906		56.906	11	58.823		58.823
3	57.145		57.145	12	1:00.089		1:00.089
4	56.287		56.287	13	56.073		56.073
5	58.902		58.902	14	56.099		56.099
6	56.284		56.284	15	58.885		58.885
7	58.420		58.420	16	58.749		58.749
8	55.997		55.997	17	55.873		55.873
9	55.908		55.908	18			1:09.941 P
43	Tom BRADSHAW			Accident Exchange			
1	58.313		58.313	9	57.053		57.053
2	57.011		57.011	10	56.246		56.246

Silverstone Nat
 Circuit Length = 1.6392 miles
 Start: 10:50 End: 11:11

Weather / Track : Sunny/Dry

www.msttiming.com

Formula Palmer Audi

ROUND 2 - QUALIFYING - SECTOR ANALYSIS


3	56.996		56.996	11		1:10.807P
4	56.838		56.838	12	Out	3:40.628
5	56.658		56.658	13	56.331	56.331
6	56.474		56.474	14	56.141	56.141
7	56.333		56.333	15	56.019	56.019
8	55.858		55.858	16	1:53.505	56.113
44	Mark POWELL			Mizuro Ltd		
1	59.311		59.311	8	57.260	57.260
2	58.611		58.611	9	57.254	57.254
3	57.223		57.223	10	57.112	57.112
4			1:08.440P	11	57.105	57.105
5	Out		2:47.201	12	59.247	59.247
6	56.966		56.966	13	57.260	57.260
7	57.556		57.556	14		1:12.341P
55	Chris BELL			Klenzan		
1	57.710		57.710	9	56.533	56.533
2	57.075		57.075	10	56.490	56.490
3	56.868		56.868	11	57.437	57.437
4	56.251		56.251	12	56.270	56.270
5	56.466		56.466	13		1:25.638P
6	56.041		56.041	14	Out	1:10.143
7			1:07.316P	15	56.507	56.507
8	Out		3:02.982	16	56.077	56.077
62	Giacomo PETROBELLI			Luxardo		
1	58.414		58.414	10		1:12.822P
2	56.919		56.919	11	Out	2:10.121
3	56.286		56.286	12	56.675	56.675
4	56.141		56.141	13	56.551	56.551
5	56.419		56.419	14	57.458	57.458
6	56.203		56.203	15	56.614	56.614
7	56.313		56.313	16	56.524	56.524
8	1:02.748		1:02.748	17	59.087	59.087
9	56.947		56.947	18	56.082	56.082
98	Matt HAMILTON			Sier Group		
1	57.108		57.108	9	55.472	55.472
2	56.331		56.331	10	55.414	55.414
3	56.205		56.205	11		1:06.540P
4	55.603		55.603	12	Out	3:18.140
5	55.655		55.655	13	55.724	55.724
6	56.669		56.669	14	55.340	55.340
7	55.608		55.608	15	56.525	56.525
8	55.328		55.328	16		1:09.137P

Formula Palmer Audi

ROUND 2 - GRID

ROW 11	57.480 12 Jeremy PREDDY	57.150 14 Derrick COLLIN
ROW 10	56.966 44 Mark POWELL	56.852 10 Maxim SNEGIREV
ROW 9	56.678 20 Doros LOUCAIDES	56.429 11 Nik IRUWAN
ROW 8	56.165 8 Chris CHUBB	56.139 19 Tim BRIDGMAN
ROW 7	56.082 62 Giacomo PETROBELLI	56.041 55 Chris BELL
ROW 6	55.873 33 Richard KENT	55.858 43 Tom BRADSHAW
ROW 5	55.775 22 Andy DEMETRIOU	55.721 31 Jason MOORE
ROW 4	55.713 5 Alex BRUNDLE	55.667 6 Dominik JACKSON
ROW 3	55.535 3 Jolyon PALMER	55.474 2 Richard PLANT
ROW 2	55.394 9 Stefan WILSON	55.370 7 Jack CLARKE
ROW 1	55.328 4 Luciano BACHETA	55.328 98 Matt HAMILTON

Pole



Silverstone Nat
Circuit Length = 2638 metres

Weather / Track : Sunny/Dry

These results are provisional until the conclusion of any judicial and technical matters.

Clerk of Course :

Timekeeper :

Powertec Radical Challenge

RACE 1 - RACE CLASSIFICATION

POS	NO	CL	NAME	NAT	ENTRY	TIME	LAPS	GAP	MPH	BEST
1	34	IN	Derek JOHNSTON		Radical SR8	20:12.315	21		102.22	55.853
2	76	IN	Tim GREAVES		Radical SR3	20:25.158	21	12.843	101.15	54.217
3	74	15	Nick DOVE		Radical SR3	20:33.969	21	21.654	100.43	57.100
4	2	15	Simon TILLING		Radical Prosport	20:57.410	21	45.095	98.55	58.014
5	23	13	John HEWITT		Radical SR4	21:02.844	21	50.529	98.13	58.938
6	7	13	Philip JENKINS		Radical Prosport	21:06.230	21	53.915	97.87	58.527
7	24	13	Paul STEELE		Radical SR4	21:09.379	21	57.064	97.62	59.225
8	67	13	Jacob GREAVES		Radical SR4	21:10.613	21	58.298	97.53	58.921
9	46	15	Cliford DRURY		Radical SR3	20:36.606	20	1 LAP	95.44	59.003
10	77	13	Phil ABBOTT		Radical Prosport	20:37.347	20	1 LAP	95.38	1:00.736
11	10	15	Jon ALI		Radical SR3	20:44.589	20	1 LAP	94.83	1:00.575
12	11	13	Bill HENDERSON		Radical Prosport	20:52.410	20	1 LAP	94.23	1:01.077
13	95	11	Richard STABLES		Radical Clubsport	21:13.993	20	1 LAP	92.64	1:02.187
14	51	13	Mitch MILLET		Radical SR4	20:14.620	19	2 LAPS	92.31	1:00.635
15	25	15	Nigel COX		Radical SR3	20:15.688	19	2 LAPS	92.23	1:02.368
16	15	11	Ian CHARLES		Radical	21:10.054	19	2 LAPS	88.28	1:04.536

FASTEST LAP

74	15	Nick DOVE	Radical SR3	57.100	18	103.4 mph	161.62 kph
7	13	Philip JENKINS	Radical Prosport	58.527	13	100.8 mph	157.50 kph
95	11	Richard STABLES	Radical Clubsport	1:02.187	14	94.9 mph	149.09 kph
76	IN	Tim GREAVES	Radical SR3	54.217	5	108.8 mph	162.78 kph

Weather / Track : Cloudy/Dry

These results are provisional until the conclusion of any judicial and technical matters

Clerk of Course :

Timekeeper :

Silverstone Nat

Circuit Length = 1.6392 miles

Start: 12:03 End: 12:24

Powertec Radical Challenge
RACE 1 - LAPCHART

Lap 1			Lap 2			Lap 3			Lap 4			Lap 5		
No	Behind	Laptime	No	Behind	Laptime	No	Behind	Laptime	No	Behind	Laptime	No	Behind	Laptime
76		1:00.838	76		56.977	76		55.255	76		54.350	76		54.217
23	02.894	1:03.335	74	06.124	1:00.094	34	07.948	56.577	34	09.451	55.853	34	11.769	56.535
74	03.007	1:03.468	34	06.626	56.989	74	10.642	59.773	74	14.495	58.203	74	18.080	57.802
7	04.199	1:03.915	23	06.859	1:00.942	23	11.338	59.734	23	16.185	59.197	23	21.106	59.138
77	05.052	1:04.616	7	08.258	1:01.036	7	13.620	1:00.617	7	18.609	59.339	7	24.339	59.947
24	05.102	1:04.035	24	09.386	1:01.261	24	14.268	1:00.137	24	19.379	59.461	24	24.808	59.646
67	05.315	1:04.657	67	09.650	1:01.312	67	14.732	1:00.337	67	19.941	59.559	67	25.392	59.668
46	06.409	1:04.794	2	10.662	1:01.118	2	15.961	1:00.554	2	21.012	59.401	2	26.156	59.361
2	06.521	1:04.217	77	11.300	1:03.225	77	17.433	1:01.388	77	23.819	1:00.736	77	30.408	1:00.806
34	06.614	1:02.764	11	14.194	1:03.391	11	21.124	1:02.185	11	28.336	1:01.562	11	35.967	1:01.848
11	07.780	1:06.677	95	14.825	1:03.801	10	21.813	1:02.058	10	29.092	1:01.629	10	36.174	1:01.299
95	08.001	1:06.020	10	15.010	1:03.605	95	22.841	1:03.271	46	30.588	1:01.674	46	36.540	1:00.169
10	08.382	1:06.615	51	15.752	1:03.549	51	23.004	1:02.507	95	31.470	1:02.979	95	39.746	1:02.493
51	09.180	1:06.567	46	17.710	1:08.278	46	23.264	1:00.809	51	32.185	1:03.531	51	39.791	1:01.823
15	11.273	1:08.929	25	19.040	1:04.582	25	26.165	1:02.380	25	34.344	1:02.529	25	42.712	1:02.585
25	11.435	1:06.728	15	20.769	1:06.473	15	30.909	1:05.395	15	41.095	1:04.536	15	51.549	1:04.671

Silverstone Nat
Circuit Length = 2638 metres
Start: 12:03 End: 12:24

Weather / Track : Cloudy/Dry

www.msttiming.com

Lap 6			Lap 7			Lap 8			Lap 9			Lap 10		
No	Behind	Laptime	No	Behind	Laptime	No	Behind	Laptime	No	Behind	Laptime	No	Behind	Laptime
76		54.282	76		54.436	76		57.072	76		56.072	76		55.466
34	14.231	56.744	15	08.173	1:05.342	95	00.976	1:03.506	11	00.986	1:01.615	10	02.962	1:01.420
74	21.735	57.937	34	16.177	56.382	25	03.965	1:03.914	51	01.562	1:00.968	11	07.223	1:01.703
23	26.085	59.261	74	25.242	57.943	34	15.187	56.082	95	07.397	1:02.493	51	07.645	1:01.549
7	28.910	58.853	23	30.587	58.938	15	17.883	1:06.782	25	10.530	1:02.637	95	14.844	1:02.913
24	29.876	59.350	7	33.456	58.982	74	26.155	57.985	34	15.372	56.257	34	16.413	56.507
2	30.983	59.109	24	34.668	59.228	23	32.785	59.270	15	27.762	1:05.951	25	17.997	1:02.933
67	31.015	59.905	2	35.313	58.766	7	35.718	59.334	74	28.334	58.251	74	31.079	58.211
77	37.096	1:00.970	67	36.562	59.983	24	36.988	59.392	23	36.161	59.448	15	38.283	1:05.987
46	42.979	1:00.721	77	43.631	1:00.971	2	37.077	58.836	7	38.691	59.045	23	39.781	59.086
10	43.142	1:01.250	46	47.546	59.003	67	38.411	58.921	2	40.359	59.354	7	42.290	59.065
11	44.771	1:03.086	10	49.281	1:00.575	77	47.448	1:00.889	24	41.107	1:00.191	2	43.770	58.877
51	47.539	1:02.030	11	52.515	1:02.180	46	49.718	59.244	67	41.842	59.503	24	45.063	59.422
95	48.978	1:03.514	51	53.738	1:00.635	10	53.080	1:00.871	77	52.297	1:00.921	67	46.005	59.629
25	51.559	1:03.129							46	53.264	59.618			

Silverstone Nat
Circuit Length = 2638 metres
Start: 12:03 End: 12:24

Weather / Track : Cloudy/Dry

www.msstiming.com


Lap 11			Lap 12			Lap 13			Lap 14			Lap 15		
No	Behind	Laptime	No	Behind	Laptime	No	Behind	Laptime	No	Behind	Laptime	No	Behind	Laptime
76		55.868	76		55.092	76		55.867	76		56.831	76		55.461
46	01.851	59.921	77	08.518	1:01.059	15	06.650	1:07.003	24	00.318	59.927	24	04.082	59.225
77	02.551	1:01.588	46	13.676	1:06.917	77	13.646	1:00.995	67	01.063	59.771	67	04.849	59.247
10	07.914	1:00.820	10	13.860	1:01.038	46	17.985	1:00.176	15	15.177	1:05.358	34	21.931	56.957
11	12.432	1:01.077	34	18.270	56.063	10	19.123	1:01.130	77	17.994	1:01.179	77	23.796	1:01.263
51	12.765	1:00.988	11	19.128	1:01.788	34	19.911	57.508	34	20.435	57.355	15	25.548	1:05.832
34	17.299	56.754	51	29.142	1:11.469	11	24.592	1:01.331	46	21.996	1:00.842	46	26.465	59.930
95	22.107	1:03.131	95	29.658	1:02.643	51	35.527	1:02.252	10	23.507	1:01.215	10	29.438	1:01.392
25	24.948	1:02.819	25	32.564	1:02.708	95	36.495	1:02.704	11	29.267	1:01.506	11	35.226	1:01.420
74	32.976	57.765	74	35.820	57.936	74	37.825	57.872	74	38.877	57.883	74	40.901	57.485
23	43.120	59.207	23	46.981	58.953	25	39.686	1:02.989	95	42.686	1:03.022	95	49.412	1:02.187
7	45.363	58.941	7	49.148	58.877	23	50.141	59.027	25	45.223	1:02.368	25	52.177	1:02.415
2	46.613	58.711	2	49.535	58.014	7	51.808	58.527	51	51.619	1:12.923	23	56.739	59.926
24	48.709	59.514	24	53.089	59.472	2	52.358	58.690	23	52.274	58.964			
67	49.829	59.692	67	53.990	59.253				2	54.121	58.594			
15	50.606	1:08.191							7	54.503	59.526			

Lap 16			Lap 17			Lap 18			Lap 19			Lap 20		
No	Behind	Laptime	No	Behind	Laptime	No	Behind	Laptime	No	Behind	Laptime	No	Behind	Laptime
76		57.431	76		56.345	76		59.886	76		1:03.484	34		56.828
2	00.196	58.967	25	00.842	1:02.441	2	01.890	59.054	23	00.274	1:00.207	76	05.755	1:16.497
7	01.299	59.688	23	02.634	59.671	95	02.308	1:04.146	95	01.850	1:03.026	46	20.603	1:00.735
51	02.675	1:03.948	2	02.722	58.871	25	03.419	1:02.463	25	02.949	1:03.014	74	21.306	57.506
24	06.428	59.777	7	04.778	59.824	23	03.551	1:00.803	7	03.131	1:00.352	77	21.858	1:01.430
67	06.952	59.534	51	07.632	1:01.302	7	06.263	1:01.371	67	05.786	59.418	10	28.755	1:01.326
34	22.327	57.827	24	09.655	59.572	51	08.763	1:01.017	24	05.838	1:00.064	11	36.391	1:01.764
77	27.225	1:00.860	67	10.359	59.752	24	09.258	59.489	51	06.822	1:01.543	2	44.168	58.908
46	29.879	1:00.845	34	22.946	56.964	67	09.852	59.379	34	13.914	57.275	23	48.892	59.252
10	33.198	1:01.191	77	32.089	1:01.209	34	20.123	57.063	46	30.610	1:00.067	15	49.576	1:06.930
15	35.933	1:07.816	46	34.423	1:00.889	77	33.188	1:00.985	77	31.170	1:01.466	7	51.884	59.243
11	39.341	1:01.546	10	37.907	1:01.054	46	34.027	59.490	74	34.542	58.040	24	54.998	59.455
74	41.043	57.573	74	42.772	58.074	10	39.336	1:01.315	10	38.171	1:02.319	67	56.487	1:00.534
95	54.393	1:02.412	11	45.747	1:02.751	74	39.986	57.100	11	45.369	1:01.458	95	56.512	1:02.553
			15	46.380	1:06.792	11	47.395	1:01.534	15	53.388	1:04.977			
						15	51.895	1:05.401	2	56.002	58.492			

Lap 21		
No	Behind	Laptime
34		57.795
51	02.305	1:02.684
25	03.373	1:05.407
76	12.843	1:04.883
74	21.654	58.143
46	24.291	1:01.483
77	25.032	1:00.969
10	32.274	1:01.314
11	40.095	1:01.499
2	45.095	58.722
23	50.529	59.432
7	53.915	59.826
24	57.064	59.861
15	57.739	1:05.958
67	58.298	59.606
95	1:01.678	1:02.961

Powertec Radical Challenge

RACE 5 - GRID

ROW 8	25 Nigel COX	15 Ian CHARLES
ROW 7	95 Richard STABLES	51 Mitch MILLET
ROW 6	10 Jon ALI	11 Bill HENDERSON
ROW 5	46 Clifford DRURY	77 Phil ABBOTT
ROW 4	24 Paul STEELE	67 Jacob GREAVES
ROW 3	23 John HEWITT	7 Philip JENKINS
ROW 2	74 Nick DOVE	2 Simon TILLING
ROW 1	34 Derek JOHNSTON	76 Tim GREAVES
Pole		
		

Silverstone Nat
Circuit Length = 2638 metres

Weather / Track : Cloudy/Dry

These results are provisional until the conclusion of any judicial and technical matters.

Clerk of Course :		Timekeeper :
-------------------	--	--------------

BARC Classic Clubmans Championship
QUALIFYING - SECTOR ANALYSIS

1	Peter HARPER		Mallock Mk20B			
1	1:10.331		1:10.331	8	1:13.204	1:13.204
2	1:02.862		1:02.862	9	1:21.291	1:21.291
3	1:00.096		1:00.096	10	1:06.612	1:06.612
4	59.946		59.946	11	59.346	59.346
5	59.285		59.285	12	59.600	59.600
6	59.730		59.730	13	58.852	58.852
7	58.979		58.979	14	1:11.899	1:11.899
2	Ray HARPER		Mallock Mk20B			
1	1:21.640		1:21.640	7	1:09.375	1:09.375
2	1:20.197		1:20.197	8	1:05.004	1:05.004
3	1:24.870		1:24.870	9	1:02.799	1:02.799
4	1:22.186		1:22.186	10	1:03.324	1:03.324
5	1:22.888		1:22.888	11	1:04.346	1:04.346
6	1:16.566		1:16.566	12		1:24.576P
3	Mike HICKSON		Mallock Mk20B			
1	1:33.972		1:33.972	8	1:09.757	1:09.757
2	1:14.971		1:14.971	9	1:01.267	1:01.267
3	1:07.389		1:07.389	10	1:01.648	1:01.648
4	1:04.533		1:04.533	11	1:00.838	1:00.838
5	1:02.680		1:02.680	12	1:00.524	1:00.524
6	1:01.432		1:01.432	13	1:00.677	1:00.677
7	1:01.670		1:01.670	14	1:00.208	1:00.208
4	Ray MALLOCK		Mallock V2 MkII			
1	1:10.255		1:10.255	9	1:00.812	1:00.812
2	1:04.781		1:04.781	10	1:03.006	1:03.006
3	1:01.978		1:01.978	11	59.619	59.619
4	1:00.661		1:00.661	12	1:00.420	1:00.420
5	1:01.274		1:01.274	13	59.276	59.276
6	1:00.087		1:00.087	14	59.280	59.280
7	59.685		59.685	15	59.176	59.176
8	59.674		59.674	16		
5	Gavin CHILDS		Gryphon C73/75			
1	1:13.383		1:13.383	6	1:00.623	1:00.623
2	1:03.622		1:03.622	7	6:01.741	6:01.741
3	1:01.779		1:01.779	8	1:11.976	1:11.976
4	1:00.683		1:00.683	9	1:06.348	1:06.348
5	1:00.858		1:00.858	10	1:05.608	1:05.608
7	Reg POWELL		Gryphon C73 Pink Panther			
1	1:21.432		1:21.432	7		1:27.928P
2	1:09.683		1:09.683	8	Out	3:10.122
3	1:07.147		1:07.147	9	1:03.372	1:03.372
4	1:06.409		1:06.409	10	1:03.646	1:03.646
5	1:05.339		1:05.339	11	1:02.040	1:02.040
6	1:03.873		1:03.873	12		
9	Mark CHARTERIS		Mallock Mk20B			
1	1:13.876		1:13.876	9	1:10.219	1:10.219
2	1:01.695		1:01.695	10	59.425	59.425
3	59.290		59.290	11	58.645	58.645
4	58.350		58.350	12	59.214	59.214
5	59.735		59.735	13	59.634	59.634
6	59.560		59.560	14	58.279	58.279
7	59.940		59.940	15	58.260	58.260
8	1:02.169		1:02.169	16		

BARC Classic Clubmans Championship
QUALIFYING - SECTOR ANALYSIS

12	Malcolm JACKSON		Mallock Nk20B			
1	1:13.476		1:13.476	9	1:06.499	1:06.499
2	1:03.421		1:03.421	10	1:06.684	1:06.684
3	1:01.560		1:01.560	11	1:01.001	1:01.001
4	59.920		59.920	12	58.893	58.893
5	59.740		59.740	13	59.586	59.586
6	1:00.361		1:00.361	14	58.725	58.725
7	58.863		58.863	15	58.287	58.287
8	59.593		59.593	16		
22	Keith WHYMAN		Mallock Mk20B			
1	1:21.387		1:21.387	8	1:09.863	1:09.863
2	1:10.373		1:10.373	9	1:06.308	1:06.308
3	1:09.943		1:09.943	10	1:04.894	1:04.894
4	1:06.520		1:06.520	11	1:05.089	1:05.089
5	1:05.721		1:05.721	12	1:04.703	1:04.703
6	1:06.073		1:06.073	13	1:04.421	1:04.421
7	1:06.490		1:06.490	14		
26	Robin BOOTH		Mallock Mk20B			
1	1:19.073		1:19.073	6	1:04.243	1:04.243
2	1:09.402		1:09.402	7	1:03.852	1:03.852
3	1:07.502		1:07.502	8	1:06.032	1:06.032
4	1:04.670		1:04.670	9	1:05.629	1:05.629
5	1:03.885		1:03.885	10		2:04.041P
34	Anthony DENHAM		Doris CKM			
1	1:22.391		1:22.391	7	1:02.050	1:02.050
2	1:13.636		1:13.636	8	1:00.814	1:00.814
3	1:09.887		1:09.887	9	1:00.431	1:00.431
4	1:06.536		1:06.536	10	1:00.387	1:00.387
5			1:16.124P	11	1:00.387	1:00.387
6	Out		2:40.724	12	1:00.485	1:00.485
38	Bob CROZIER		Mallock MkII			
1	1:27.091		1:27.091	8	1:10.243	1:10.243
2	1:13.325		1:13.325	9	1:05.426	1:05.426
3	1:07.395		1:07.395	10	1:05.577	1:05.577
4	1:08.289		1:08.289	11	1:04.700	1:04.700
5	1:06.464		1:06.464	12	1:04.591	1:04.591
6	1:08.309		1:08.309	13	1:05.265	1:05.265
7	1:06.779		1:06.779	14		
44	Ian MITCHELL		IM MkI			
1	1:26.203		1:26.203	8	1:10.993	1:10.993
2	1:16.743		1:16.743	9	1:08.126	1:08.126
3	1:12.958		1:12.958	10	1:09.606	1:09.606
4	1:12.490		1:12.490	11	1:09.917	1:09.917
5	1:13.621		1:13.621	12	1:08.260	1:08.260
6	1:11.357		1:11.357	13	1:07.390	1:07.390
7	1:12.121		1:12.121	14		
49	Jeremy BANKS		Mallock Mk 20			
1	1:32.120		1:32.120	7	1:14.686	1:14.686
2	1:16.737		1:16.737	8		1:59.312P
3	1:12.108		1:12.108	9	Out	2:10.653
4	1:12.224		1:12.224	10	1:11.511	1:11.511
5	1:18.249		1:18.249	11	1:10.645	1:10.645
6	1:14.455		1:14.455	12		
50	Clive WOD		Mallock Mk20			
1	1:14.754		1:14.754	8	1:07.777	1:07.777

Silverstone Nat
Circuit Length = 1.6392 miles
Start: 09:59 End: 10:15

Weather / Track : Sunny/Dry


www.msttiming.com

BARC Classic Clubmans Championship
QUALIFYING - SECTOR ANALYSIS

2	1:07.970		1:07.970	9	1:06.691		1:06.691
3	1:06.065		1:06.065	10	1:03.837		1:03.837
4	1:05.101		1:05.101	11	1:04.636		1:04.636
5	1:04.565		1:04.565	12	1:04.407		1:04.407
6	1:04.309		1:04.309	13	1:05.218		1:05.218
7	1:04.491		1:04.491	14	1:03.561		1:03.561
54	Barry WEBB				Mallock Mk16BW		
1	1:13.065		1:13.065	8	1:08.507		1:08.507
2	1:08.936		1:08.936	9	1:06.415		1:06.415
3	1:07.050		1:07.050	10	1:05.460		1:05.460
4	1:06.487		1:06.487	11	1:05.998		1:05.998
5	1:05.988		1:05.988	12	1:06.345		1:06.345
6	1:06.221		1:06.221	13	1:04.790		1:04.790
7	1:06.215		1:06.215	14	1:04.969		1:04.969
56	Nigel BANCROFT				Aerofan Special		
1	1:29.537		1:29.537	7	1:21.206		1:21.206
2	1:15.779		1:15.779	8	1:13.303		1:13.303
3	1:14.502		1:14.502	9	1:12.653		1:12.653
4	1:12.864		1:12.864	10	1:11.915		1:11.915
5	1:25.735		1:25.735	11	1:10.688		1:10.688
6	1:12.847		1:12.847	12	1:10.485		1:10.485
68	Dave FACER				Mallock Mk18BW		
1	1:18.491		1:18.491	8	1:09.177		1:09.177
2	1:10.280		1:10.280	9	1:07.059		1:07.059
3	1:07.288		1:07.288	10	1:09.598		1:09.598
4	1:06.214		1:06.214	11	1:04.773		1:04.773
5	1:07.097		1:07.097	12	1:04.656		1:04.656
6	1:05.404		1:05.404	13	1:04.523		1:04.523
7	1:05.371		1:05.371	14	1:04.556		1:04.556
77	Bob YARWOOD				Mallock Mk8		
1	1:26.012		1:26.012	4	1:15.470		1:15.470
2	1:15.994		1:15.994	5	1:16.665		1:16.665
3	1:15.669		1:15.669	6	1:17.274		1:17.274

BARC Classic Clubmans Championship

RACE 3 - GRID

ROW 10	1:15.470 77 Bob YARWOOD	
ROW 9	1:10.485 56 Nigel BANCROFT	1:10.645 49 Jeremy BANKS
ROW 8	1:04.790 54 Barry WEBB	1:07.390 44 Ian MITCHELL
ROW 7	1:04.523 68 Dave FACER	1:04.591 38 Bob CROZIER
ROW 6	1:03.852 26 Robin BOOTH	1:04.421 22 Keith WHYMAN
ROW 5	1:02.799 2 Ray HARPER	1:03.561 50 Clive WOD
ROW 4	1:00.623 5 Gavin CHILDS	1:02.040 7 Reg POWELL
ROW 3	1:00.208 3 Mike HICKSON	1:00.387 34 Anthony DENHAM
ROW 2	58.852 1 Peter HARPER	59.176 4 Ray MALLOCK
ROW 1	58.260 9 Mark CHARTERIS	58.287 12 Malcolm JACKSON
Pole		
		

Silverstone Nat
Circuit Length = 2638 metres

Weather / Track : Sunny/Dry

These results are provisional until the conclusion of any judicial and technical matters.

Clerk of Course :

Timekeeper :

Formula Palmer Audi

ROUND 1 - RACE CLASSIFICATION

POS	NO	CL	NAME	NAT	ENTRY	TIME	LAPS	GAP	MPH	BEST
1	98		Matt HAMILTON	GBR	Sier Group	23:39.607	22		91.45	54.786
2	4		Luciano BACHETA	GBR	Tradelink	23:42.036	22	2.429	91.29	54.948
3	31		Jason MOORE	GBR	Olney Tyres	23:52.479	22	12.872	90.63	55.426
4	6		Dominik JACKSON	GBR	Mini HUMMER Europe	23:53.828	22	14.221	90.54	55.392
5	19		Tim BRIDGMAN	GBR	Laser Motor Co.	23:54.183	22	14.576	90.52	55.620
6	33		Richard KENT	GBR	Traka	23:54.824	22	15.217	90.48	55.402
7	9		Stefan WILSON	GBR	Solvents for Safety	23:58.574	22	18.967	90.24	55.576
8	55		Chris BELL	GBR	Klenzan	24:00.297	22	20.690	90.14	55.908
9	62		Giacomo PETROBELLI	ITA	Luxardo	24:00.785	22	21.178	90.11	55.806
10	43		Tom BRADSHAW	GBR	Accident Exchange	24:00.977	22	21.370	90.09	55.260
11	2		Richard PLANT	GBR	GW Price	24:01.312	22	21.705	90.07	55.531
12	3		Jolyon PALMER	GBR	Comma Oil	24:01.641	22	22.034	90.05	55.885
13	5		Alex BRUNDLE	GBR	THB Clowes	24:01.988	22	22.381	90.03	55.667
14	7		Jack CLARKE	GBR	JTB	24:08.348	22	28.741	89.64	55.076
15	44		Mark POWELL	GBR	Mizuro Ltd	24:12.318	22	32.711	89.39	56.355
16	11		Nik IRUWAN	MAS	Macho Premium Bevera	24:12.644	22	33.037	89.37	56.153
17	8		Chris CHUBB	GBR	Miles Industries	24:14.143	22	34.536	89.28	55.768
18	20		Doros LOUCAIDES	CYP	BRG - Simply Racing	24:20.343	22	40.736	88.90	56.826
19	12		Jeremy PREDDY	GBR	John Preddy Company	23:40.440	21	1 LAP	87.24	57.287
NOT CLASSIFIED										
	22		Andy DEMETRIOU	CYP	BRG - Simply Racing	10.579		22 LAPS		
	14		Derrick COLLIN	GBR	Nova	13.369		22 LAPS		
	10		Maxim SNEGIREV	RUS	Klaxon Automotive Mag	13.931		22 LAPS		
FASTEST LAP										
	98		Matt HAMILTON	GBR	Sier Group	54.786	18	107.7 mph	147.17 kph	

Weather / Track : Cloudy / Dry

These results are provisional until the conclusion of any judicial and technical matters

Clerk of Course :	Timekeeper :
-------------------	--------------

Silverstone Nat

Circuit Length = 1.6392 miles

Start: 13:26 End: 13:51

Formula Palmer Audi
ROUND 1 - LAPCHART

Lap 1			Lap 2			Lap 3			Lap 4			Lap 5		
No	Behind	Laptime	No	Behind	Laptime	No	Behind	Laptime	No	Behind	Laptime	No	Behind	Laptime
4		58.185	4		1:34.170	4		1:36.575	4		1:36.313	4		1:35.234
98	00.751	58.773	98	00.980	1:34.399	98	00.432	1:36.027	98	00.644	1:36.525	98	01.268	1:35.858
31	02.695	59.924	31	01.581	1:33.056	31	01.533	1:36.527	31	01.112	1:35.892	31	02.465	1:36.587
19	03.119	1:00.226	19	02.812	1:33.863	19	02.340	1:36.103	19	02.799	1:36.772	19	03.339	1:35.774
55	04.061	1:00.034	55	03.401	1:33.510	55	02.946	1:36.120	55	03.285	1:36.652	55	03.986	1:35.935
62	04.368	1:00.043	62	04.160	1:33.962	62	03.279	1:35.694	62	03.735	1:36.769	62	04.580	1:36.079
6	04.473	1:00.038	6	04.859	1:34.556	6	04.265	1:35.981	6	04.716	1:36.764	6	06.430	1:36.948
3	04.906	1:00.900	3	05.523	1:34.787	3	04.977	1:36.029	3	05.618	1:36.954	3	07.185	1:36.801
9	05.657	1:03.467	9	05.957	1:34.470	9	05.558	1:36.176	9	06.335	1:37.090	9	07.510	1:36.409
33	06.010	1:02.418	33	07.052	1:35.212	33	06.341	1:35.864	33	07.381	1:37.353	33	08.427	1:36.280
5	06.114	1:01.372	5	07.660	1:35.716	5	06.888	1:35.803	5	08.277	1:37.702	5	08.989	1:35.946
44	06.589	1:01.396	44	08.081	1:35.662	44	07.694	1:36.188	44	09.404	1:38.023	44	09.351	1:35.181
2	06.700	1:03.033	2	08.949	1:36.419	2	08.706	1:36.332	2	10.262	1:37.869	2	10.202	1:35.174
43	06.896	1:04.154	43	10.221	1:37.495	43	09.989	1:36.343	43	11.464	1:37.788	43	11.227	1:34.997
11	08.035	1:02.794	11	10.955	1:37.090	11	10.411	1:36.031	11	12.363	1:38.265	11	11.980	1:34.851
20	08.160	1:02.607	20	11.328	1:37.338	20	10.801	1:36.048	20	12.847	1:38.359	20	12.467	1:34.854
8	08.340	1:04.342	8	12.538	1:38.368	8	12.008	1:36.045	8	14.341	1:38.646	8	13.090	1:33.983
12	10.178	1:03.748	12	13.170	1:37.162	12	12.731	1:36.136	12	15.615	1:39.197	12	13.950	1:33.569
7	20.725	1:18.629	7	13.462	1:26.907	7	13.303	1:36.416	7	15.996	1:39.006	7	14.487	1:33.725

Silverstone Nat
Circuit Length = 2638 metres
Start: 13:26 End: 13:51

Weather / Track : Cloudy / Dry

www.msstiming.com

Lap 6			Lap 7			Lap 8			Lap 9			Lap 10		
No	Behind	Laptime	No	Behind	Laptime	No	Behind	Laptime	No	Behind	Laptime	No	Behind	Laptime
4		1:25.311	98		55.898	98		55.657	98		55.644	98		55.341
98	00.388	1:24.431	4	00.516	56.802	4	00.802	55.943	4	00.875	55.717	4	01.008	55.474
31	00.825	1:23.671	19	01.450	56.859	19	01.734	55.941	19	01.889	55.799	19	02.168	55.620
19	00.877	1:22.849	31	02.025	57.486	31	02.620	56.252	31	02.751	55.775	31	02.853	55.443
55	01.626	1:22.951	55	02.448	57.108	55	03.572	56.781	6	04.039	56.024	6	04.621	55.923
62	01.928	1:22.659	6	02.677	56.723	6	03.659	56.639	55	04.673	56.745	55	05.691	56.359
6	02.240	1:21.121	62	03.130	57.488	62	04.154	56.681	62	05.092	56.582	62	05.972	56.221
3	03.012	1:21.138	3	04.093	57.367	3	05.243	56.807	3	05.918	56.319	3	07.005	56.428
9	03.437	1:21.238	9	05.385	58.234	33	06.894	56.742	33	07.674	56.424	33	08.511	56.178
33	04.428	1:21.312	33	05.809	57.667	9	07.105	57.377	9	08.205	56.744	9	08.960	56.096
5	04.798	1:21.120	5	06.013	57.501	5	07.615	57.259	5	08.567	56.596	2	09.844	56.344
44	05.675	1:21.635	2	06.885	56.907	2	07.763	56.535	2	08.841	56.722	43	10.642	55.696
2	06.264	1:21.373	44	07.506	58.117	44	09.198	57.349	43	10.287	56.094	5	10.795	57.569
43	06.894	1:20.978	43	07.618	57.010	43	09.837	57.876	44	10.553	56.999	44	12.147	56.935
11	07.883	1:21.214	11	09.064	57.467	11	10.819	57.412	11	11.945	56.770	11	13.180	56.576
20	09.679	1:22.523	20	11.915	58.522	20	13.576	57.318	7	14.619	56.064	7	15.186	55.908
8	10.370	1:22.591	8	12.514	58.430	7	14.199	56.842	20	16.049	58.117	20	17.620	56.912
12	11.765	1:23.126	7	13.014	57.244	8	14.746	57.889	8	16.619	57.517	8	18.223	56.945
7	12.056	1:22.880	12	16.166	1:00.687	12	19.974	59.465	12	22.845	58.515	12	25.544	58.040

Silverstone Nat
Circuit Length = 2638 metres
Start: 13:26 End: 13:51

Weather / Track : Cloudy / Dry

www.msstiming.com

Lap 11			Lap 12			Lap 13			Lap 14			Lap 15		
No	Behind	Laptime	No	Behind	Laptime	No	Behind	Laptime	No	Behind	Laptime	No	Behind	Laptime
98		55.202	98		54.893	98		55.197	98		55.183	98		55.210
4	00.754	54.948	4	01.063	55.202	4	00.968	55.102	4	00.761	54.976	4	00.642	55.091
19	02.596	55.630	19	03.601	55.898	19	04.036	55.632	19	05.106	56.253	19	06.156	56.260
31	03.077	55.426	31	03.852	55.668	31	04.390	55.735	31	05.197	55.990	31	06.336	56.349
6	05.436	56.017	6	06.258	55.715	6	06.603	55.542	6	07.338	55.918	6	07.520	55.392
62	06.797	56.027	62	07.945	56.041	62	08.554	55.806	62	09.211	55.840	62	10.135	56.134
55	07.166	56.677	55	08.482	56.209	55	09.222	55.937	55	10.267	56.228	33	10.962	55.404
3	08.076	56.273	3	09.387	56.204	3	10.075	55.885	33	10.768	55.550	55	11.197	56.140
33	09.048	55.739	33	10.009	55.854	33	10.401	55.589	3	11.258	56.366	9	12.185	55.728
9	09.641	55.883	9	10.658	55.910	9	11.074	55.613	9	11.667	55.776	3	12.651	56.603
2	10.399	55.757	2	11.037	55.531	2	11.887	56.047	2	12.501	55.797	2	13.194	55.903
43	11.412	55.972	5	12.889	55.938	5	13.359	55.667	5	14.213	56.037	5	15.077	56.074
5	11.844	56.251	43	12.912	56.393	43	13.890	56.175	43	14.486	55.779	43	15.620	56.344
44	13.727	56.782	44	15.840	57.006	44	17.679	57.036	44	19.032	56.536	44	20.785	56.963
11	14.515	56.537	11	15.997	56.375	11	19.069	58.269	11	20.140	56.254	11	21.644	56.714
7	15.484	55.500	7	16.460	55.869	20	23.481	56.826	7	25.191	56.092	7	25.632	55.651
20	19.570	57.152	20	21.852	57.175	8	23.989	57.055	20	25.775	57.477	8	27.215	56.422
8	20.001	56.980	8	22.131	57.023	7	24.282	1:03.019	8	26.003	57.197	20	27.429	56.864
12	29.377	59.035	12	32.940	58.456	12	35.574	57.831	12	38.381	57.990	12	41.178	58.007

Silverstone Nat
Circuit Length = 2638 metres
Start: 13:26 End: 13:51

Weather / Track : Cloudy / Dry

www.msttiming.com

Lap 16			Lap 17			Lap 18			Lap 19			Lap 20		
No	Behind	Laptime	No	Behind	Laptime	No	Behind	Laptime	No	Behind	Laptime	No	Behind	Laptime
98		55.066	98		55.044	98		54.786	98		55.114	98		55.039
4	01.240	55.664	4	01.575	55.379	4	02.095	55.306	4	02.035	55.054	4	02.296	55.300
19	07.185	56.095	19	08.618	56.477	19	10.232	56.400	19	11.157	56.039	19	12.064	55.946
31	07.304	56.034	31	08.778	56.518	31	10.351	56.359	31	11.498	56.261	31	12.212	55.753
6	08.008	55.554	6	09.100	56.136	6	10.505	56.191	6	11.904	56.513	6	12.687	55.822
62	10.926	55.857	62	12.069	56.187	33	13.223	55.856	33	13.673	55.564	33	14.317	55.683
33	11.298	55.402	33	12.153	55.899	62	13.779	56.496	62	15.267	56.602	9	16.362	56.033
55	12.153	56.022	55	13.017	55.908	9	14.190	55.680	9	15.368	56.292	62	17.204	56.976
9	12.764	55.645	9	13.296	55.576	55	14.565	56.334	55	15.811	56.360	55	17.371	56.599
3	13.831	56.246	3	15.548	56.761	3	16.667	55.905	2	17.876	56.245	2	18.531	55.694
2	13.917	55.789	2	15.766	56.893	2	16.745	55.765	43	18.340	55.668	43	19.165	55.864
5	15.693	55.682	5	16.618	55.969	43	17.786	55.598	3	18.768	57.215	3	19.681	55.952
43	16.758	56.204	43	16.974	55.260	5	18.201	56.369	5	19.266	56.179	5	20.616	56.389
44	22.381	56.662	44	23.692	56.355	44	25.874	56.968	44	27.118	56.358	7	28.035	55.506
11	23.168	56.590	11	24.756	56.632	11	26.407	56.437	7	27.568	56.078	44	29.017	56.938
7	25.775	55.209	7	25.807	55.076	7	26.604	55.583	11	28.366	57.073	11	29.990	56.663
8	28.885	56.736	8	29.959	56.118	8	30.941	55.768	8	31.903	56.076	8	33.220	56.356
20	29.395	57.032	20	31.223	56.872	20	33.313	56.876	20	35.162	56.963	20	37.007	56.884
12	43.723	57.611	12	45.966	57.287	12	48.608	57.428	12	51.152	57.658	12	53.627	57.514

Silverstone Nat
Circuit Length = 2638 metres
Start: 13:26 End: 13:51

Weather / Track : Cloudy / Dry

www.msstiming.com

Lap 21			Lap 22		
No	Behind	Laptime	No	Behind	Laptime
98		55.147	98		55.498
4	02.398	55.249	12	00.833	57.851
31	12.799	55.734	4	02.429	55.529
6	13.457	55.917	31	12.872	55.571
19	13.551	56.634	6	14.221	56.262
33	14.732	55.562	19	14.576	56.523
9	17.122	55.907	33	15.217	55.983
62	18.528	56.471	9	18.967	57.343
55	18.649	56.425	55	20.690	57.539
2	19.203	55.819	62	21.178	58.148
43	19.971	55.953	43	21.370	56.897
3	21.217	56.683	2	21.705	58.000
5	21.731	56.262	3	22.034	56.315
7	28.640	55.752	5	22.381	56.148
44	30.826	56.956	7	28.741	55.599
11	30.996	56.153	44	32.711	57.383
8	34.108	56.035	11	33.037	57.539
20	39.045	57.185	8	34.536	55.926
			20	40.736	57.189

Formula Palmer Audi

ROUND 1 - SECTOR ANALYSIS

2		Richard PLANT		GW Price		
1	1:03.033		1:03.033	12	55.531	55.531
2	1:36.419		1:36.419	13	56.047	56.047
3	1:36.332		1:36.332	14	55.797	55.797
4	1:37.869		1:37.869	15	55.903	55.903
5	1:35.174		1:35.174	16	55.789	55.789
6	1:21.373		1:21.373	17	56.893	56.893
7	56.907		56.907	18	55.765	55.765
8	56.535		56.535	19	56.245	56.245
9	56.722		56.722	20	55.694	55.694
10	56.344		56.344	21	55.819	55.819
11	55.757		55.757	22	58.000	58.000
3		Jolyon PALMER		Comma Oil		
1	1:00.900		1:00.900	12	56.204	56.204
2	1:34.787		1:34.787	13	55.885	55.885
3	1:36.029		1:36.029	14	56.366	56.366
4	1:36.954		1:36.954	15	56.603	56.603
5	1:36.801		1:36.801	16	56.246	56.246
6	1:21.138		1:21.138	17	56.761	56.761
7	57.367		57.367	18	55.905	55.905
8	56.807		56.807	19	57.215	57.215
9	56.319		56.319	20	55.952	55.952
10	56.428		56.428	21	56.683	56.683
11	56.273		56.273	22	56.315	56.315
4		Luciano BACHETA		Tradelink		
1	58.185		58.185	12	55.202	55.202
2	1:34.170		1:34.170	13	55.102	55.102
3	1:36.575		1:36.575	14	54.976	54.976
4	1:36.313		1:36.313	15	55.091	55.091
5	1:35.234		1:35.234	16	55.664	55.664
6	1:25.311		1:25.311	17	55.379	55.379
7	56.802		56.802	18	55.306	55.306
8	55.943		55.943	19	55.054	55.054
9	55.717		55.717	20	55.300	55.300
10	55.474		55.474	21	55.249	55.249
11	54.948		54.948	22	55.529	55.529
5		Alex BRUNDLE		THB Clowes		
1	1:01.372		1:01.372	12	55.938	55.938
2	1:35.716		1:35.716	13	55.667	55.667
3	1:35.803		1:35.803	14	56.037	56.037
4	1:37.702		1:37.702	15	56.074	56.074
5	1:35.946		1:35.946	16	55.682	55.682
6	1:21.120		1:21.120	17	55.969	55.969
7	57.501		57.501	18	56.369	56.369
8	57.259		57.259	19	56.179	56.179
9	56.596		56.596	20	56.389	56.389
10	57.569		57.569	21	56.262	56.262
11	56.251		56.251	22	56.148	56.148
6		Dominik JACKSON		Mini HUMMER Europe		
1	1:00.038		1:00.038	12	55.715	55.715
2	1:34.556		1:34.556	13	55.542	55.542
3	1:35.981		1:35.981	14	55.918	55.918
4	1:36.764		1:36.764	15	55.392	55.392
5	1:36.948		1:36.948	16	55.554	55.554
6	1:21.121		1:21.121	17	56.136	56.136
7	56.723		56.723	18	56.191	56.191
8	56.639		56.639	19	56.513	56.513
9	56.024		56.024	20	55.822	55.822
10	55.923		55.923	21	55.917	55.917

Silverstone Nat
 Circuit Length = 1.6392 miles
 Start: 13:26 End: 13:51

Weather / Track : Cloudy / Dry

Formula Palmer Audi
ROUND 1 - SECTOR ANALYSIS

11	56.017		56.017	22	56.262		56.262
7	Jack CLARKE		JTB				
1	1:18.629		1:18.629	12	55.869		55.869
2	1:26.907		1:26.907	13	1:03.019		1:03.019
3	1:36.416		1:36.416	14	56.092		56.092
4	1:39.006		1:39.006	15	55.651		55.651
5	1:33.725		1:33.725	16	55.209		55.209
6	1:22.880		1:22.880	17	55.076		55.076
7	57.244		57.244	18	55.583		55.583
8	56.842		56.842	19	56.078		56.078
9	56.064		56.064	20	55.506		55.506
10	55.908		55.908	21	55.752		55.752
11	55.500		55.500	22	55.599		55.599
8	Chris CHUBB		Miles Industries				
1	1:04.342		1:04.342	12	57.023		57.023
2	1:38.368		1:38.368	13	57.055		57.055
3	1:36.045		1:36.045	14	57.197		57.197
4	1:38.646		1:38.646	15	56.422		56.422
5	1:33.983		1:33.983	16	56.736		56.736
6	1:22.591		1:22.591	17	56.118		56.118
7	58.430		58.430	18	55.768		55.768
8	57.889		57.889	19	56.076		56.076
9	57.517		57.517	20	56.356		56.356
10	56.945		56.945	21	56.035		56.035
11	56.980		56.980	22	55.926		55.926
9	Stefan WILSON		Solvents for Safety				
1	1:03.467		1:03.467	12	55.910		55.910
2	1:34.470		1:34.470	13	55.613		55.613
3	1:36.176		1:36.176	14	55.776		55.776
4	1:37.090		1:37.090	15	55.728		55.728
5	1:36.409		1:36.409	16	55.645		55.645
6	1:21.238		1:21.238	17	55.576		55.576
7	58.234		58.234	18	55.680		55.680
8	57.377		57.377	19	56.292		56.292
9	56.744		56.744	20	56.033		56.033
10	56.096		56.096	21	55.907		55.907
11	55.883		55.883	22	57.343		57.343
11	Nik IRUWAN		Macho Premium Beverage				
1	1:02.794		1:02.794	12	56.375		56.375
2	1:37.090		1:37.090	13	58.269		58.269
3	1:36.031		1:36.031	14	56.254		56.254
4	1:38.265		1:38.265	15	56.714		56.714
5	1:34.851		1:34.851	16	56.590		56.590
6	1:21.214		1:21.214	17	56.632		56.632
7	57.467		57.467	18	56.437		56.437
8	57.412		57.412	19	57.073		57.073
9	56.770		56.770	20	56.663		56.663
10	56.576		56.576	21	56.153		56.153
11	56.537		56.537	22	57.539		57.539
12	Jeremy PREDDY		John Preddy Company				
1	1:03.748		1:03.748	12	58.456		58.456
2	1:37.162		1:37.162	13	57.831		57.831
3	1:36.136		1:36.136	14	57.990		57.990
4	1:39.197		1:39.197	15	58.007		58.007
5	1:33.569		1:33.569	16	57.611		57.611
6	1:23.126		1:23.126	17	57.287		57.287
7	1:00.687		1:00.687	18	57.428		57.428
8	59.465		59.465	19	57.658		57.658
9	58.515		58.515	20	57.514		57.514

Silverstone Nat
 Circuit Length = 1.6392 miles
 Start: 13:26 End: 13:51

Weather / Track : Cloudy / Dry

www.msttiming.com

Formula Palmer Audi
ROUND 1 - SECTOR ANALYSIS

10	58.040		58.040	21	57.851		57.851
11	59.035		59.035	22			
19	Tim BRIDGMAN			Laser Motor Co.			
1	1:00.226		1:00.226	12	55.898		55.898
2	1:33.863		1:33.863	13	55.632		55.632
3	1:36.103		1:36.103	14	56.253		56.253
4	1:36.772		1:36.772	15	56.260		56.260
5	1:35.774		1:35.774	16	56.095		56.095
6	1:22.849		1:22.849	17	56.477		56.477
7	56.859		56.859	18	56.400		56.400
8	55.941		55.941	19	56.039		56.039
9	55.799		55.799	20	55.946		55.946
10	55.620		55.620	21	56.634		56.634
11	55.630		55.630	22	56.523		56.523
20	Doros LOUCAIDES			BRG - Simply Racing			
1	1:02.607		1:02.607	12	57.175		57.175
2	1:37.338		1:37.338	13	56.826		56.826
3	1:36.048		1:36.048	14	57.477		57.477
4	1:38.359		1:38.359	15	56.864		56.864
5	1:34.854		1:34.854	16	57.032		57.032
6	1:22.523		1:22.523	17	56.872		56.872
7	58.522		58.522	18	56.876		56.876
8	57.318		57.318	19	56.963		56.963
9	58.117		58.117	20	56.884		56.884
10	56.912		56.912	21	57.185		57.185
11	57.152		57.152	22	57.189		57.189
31	Jason MOORE			Olney Tyres			
1	59.924		59.924	12	55.668		55.668
2	1:33.056		1:33.056	13	55.735		55.735
3	1:36.527		1:36.527	14	55.990		55.990
4	1:35.892		1:35.892	15	56.349		56.349
5	1:36.587		1:36.587	16	56.034		56.034
6	1:23.671		1:23.671	17	56.518		56.518
7	57.486		57.486	18	56.359		56.359
8	56.252		56.252	19	56.261		56.261
9	55.775		55.775	20	55.753		55.753
10	55.443		55.443	21	55.734		55.734
11	55.426		55.426	22	55.571		55.571
33	Richard KENT			Traka			
1	1:02.418		1:02.418	12	55.854		55.854
2	1:35.212		1:35.212	13	55.589		55.589
3	1:35.864		1:35.864	14	55.550		55.550
4	1:37.353		1:37.353	15	55.404		55.404
5	1:36.280		1:36.280	16	55.402		55.402
6	1:21.312		1:21.312	17	55.899		55.899
7	57.667		57.667	18	55.856		55.856
8	56.742		56.742	19	55.564		55.564
9	56.424		56.424	20	55.683		55.683
10	56.178		56.178	21	55.562		55.562
11	55.739		55.739	22	55.983		55.983
43	Tom BRADSHAW			Accident Exchange			
1	1:04.154		1:04.154	12	56.393		56.393
2	1:37.495		1:37.495	13	56.175		56.175
3	1:36.343		1:36.343	14	55.779		55.779
4	1:37.788		1:37.788	15	56.344		56.344
5	1:34.997		1:34.997	16	56.204		56.204
6	1:20.978		1:20.978	17	55.260		55.260
7	57.010		57.010	18	55.598		55.598
8	57.876		57.876	19	55.668		55.668

Silverstone Nat
 Circuit Length = 1.6392 miles
 Start: 13:26 End: 13:51

Weather / Track : Cloudy / Dry

www.msttiming.com

Formula Palmer Audi
ROUND 1 - SECTOR ANALYSIS

9	56.094		56.094	20	55.864		55.864
10	55.696		55.696	21	55.953		55.953
11	55.972		55.972	22	56.897		56.897
44	Mark POWELL			Mizuro Ltd			
1	1:01.396		1:01.396	12	57.006		57.006
2	1:35.662		1:35.662	13	57.036		57.036
3	1:36.188		1:36.188	14	56.536		56.536
4	1:38.023		1:38.023	15	56.963		56.963
5	1:35.181		1:35.181	16	56.662		56.662
6	1:21.635		1:21.635	17	56.355		56.355
7	58.117		58.117	18	56.968		56.968
8	57.349		57.349	19	56.358		56.358
9	56.999		56.999	20	56.938		56.938
10	56.935		56.935	21	56.956		56.956
11	56.782		56.782	22	57.383		57.383
55	Chris BELL			Klenzan			
1	1:00.034		1:00.034	12	56.209		56.209
2	1:33.510		1:33.510	13	55.937		55.937
3	1:36.120		1:36.120	14	56.228		56.228
4	1:36.652		1:36.652	15	56.140		56.140
5	1:35.935		1:35.935	16	56.022		56.022
6	1:22.951		1:22.951	17	55.908		55.908
7	57.108		57.108	18	56.334		56.334
8	56.781		56.781	19	56.360		56.360
9	56.745		56.745	20	56.599		56.599
10	56.359		56.359	21	56.425		56.425
11	56.677		56.677	22	57.539		57.539
62	Giacomo PETROBELLI			Luxardo			
1	1:00.043		1:00.043	12	56.041		56.041
2	1:33.962		1:33.962	13	55.806		55.806
3	1:35.694		1:35.694	14	55.840		55.840
4	1:36.769		1:36.769	15	56.134		56.134
5	1:36.079		1:36.079	16	55.857		55.857
6	1:22.659		1:22.659	17	56.187		56.187
7	57.488		57.488	18	56.496		56.496
8	56.681		56.681	19	56.602		56.602
9	56.582		56.582	20	56.976		56.976
10	56.221		56.221	21	56.471		56.471
11	56.027		56.027	22	58.148		58.148
98	Matt HAMILTON			Sier Group			
1	58.773		58.773	12	54.893		54.893
2	1:34.399		1:34.399	13	55.197		55.197
3	1:36.027		1:36.027	14	55.183		55.183
4	1:36.525		1:36.525	15	55.210		55.210
5	1:35.858		1:35.858	16	55.066		55.066
6	1:24.431		1:24.431	17	55.044		55.044
7	55.898		55.898	18	54.786		54.786
8	55.657		55.657	19	55.114		55.114
9	55.644		55.644	20	55.039		55.039
10	55.341		55.341	21	55.147		55.147
11	55.202		55.202	22	55.498		55.498

BARC Classic Clubmans Championship

RACE 3 - RACE CLASSIFICATION

POS	NO	CL	NAME	NAT	ENTRY	TIME	LAPS	GAP	MPH	BEST
1	9	A	Mark CHARTERIS		Mallock Mk20B	13:54.486	14		99.00	58.201
2	1	A	Peter HARPER		Mallock Mk20B	14:04.573	14	10.087	97.82	58.835
3	12	A	Malcolm JACKSON		Mallock Nk20B	14:05.543	14	11.057	97.71	58.390
4	4	A	Ray MALLOCK		Mallock V2 MkII	14:07.954	14	13.468	97.43	59.043
5	5	A	Gavin CHILDS		Gryphon C73/75	14:27.943	14	33.457	95.18	1:00.398
6	3	A	Mike HICKSON		Mallock Mk20B	14:28.740	14	34.254	95.10	1:00.227
7	22	A	Keith WHYMAN		Mallock Mk20B	14:29.552	14	35.066	95.01	59.690
8	2	A	Ray HARPER		Mallock Mk20B	14:32.220	14	37.734	94.72	1:00.283
9	50	B	Clive WOD		Mallock Mk20	14:21.330	13	1 LAP	89.06	1:03.740
10	38	A	Bob CROZIER		Mallock MkII	14:21.464	13	1 LAP	89.05	1:02.928
11	54	B	Barry WEBB		Mallock Mk16BW	14:33.436	13	1 LAP	87.83	1:05.207
12	68	B	Dave FACER		Mallock Mk18BW	14:34.030	13	1 LAP	87.77	1:05.216
13	44	B	Ian MITCHELL		IM MkI	15:05.645	13	1 LAP	84.71	1:06.382
14	49	B	Jeremy BANKS		Mallock Mk 20	14:33.140	12	2 LAPS	81.10	1:09.487
15	77	C	Bob YARWOOD		Mallock Mk8	14:36.742	12	2 LAPS	80.77	1:10.398
NOT CLASSIFIED										
26	A	Robin BOOTH		Mallock Mk20B	12:56.891	11	3 LAPS	83.55	1:03.232	
56	B	Nigel BANCROFT		Aerofan Special	8:33.800	7	7 LAPS	80.40	1:09.830	
7	A	Reg POWELL		Gryphon C73 Pink Pantl	1:22.244	1	13 LAPS	71.75	1:10.452	
34	A	Anthony DENHAM		Doris CKM			15 LAPS			
FASTEST LAP										
9	A	Mark CHARTERIS		Mallock Mk20B	58.201	12	101.4 mph	159.33 kph		
50	B	Clive WOD		Mallock Mk20	1:03.740	7	92.6 mph	143.33 kph		
77	C	Bob YARWOOD		Mallock Mk8	1:10.398	6	83.8 mph	129.98 kph		

Silverstone Nat

Circuit Length = 1.6392 miles

Start: 14:03 End: 14:19

Weather / Track : Sunny/Dry

These results are provisional until the conclusion of any judicial and technical matters

Clerk of Course :	Timekeeper :
-------------------	--------------

BARC Classic Clubmans Championship
RACE 3 - LAPCHART

Lap 1			Lap 2			Lap 3			Lap 4			Lap 5		
No	Behind	Laptime	No	Behind	Laptime	No	Behind	Laptime	No	Behind	Laptime	No	Behind	Laptime
9		1:01.629	9		59.215	9		58.480	9		58.366	9		58.376
4	01.306	1:02.635	4	02.175	1:00.084	4	03.452	59.757	4	05.074	59.988	49	04.268	1:10.687
12	02.178	1:03.571	1	02.767	59.626	1	04.113	59.826	1	05.507	59.760	4	05.741	59.043
1	02.356	1:03.229	12	03.458	1:00.495	12	05.025	1:00.047	12	06.284	59.625	1	06.441	59.310
5	03.170	1:03.852	5	04.353	1:00.398	5	06.582	1:00.709	5	08.918	1:00.702	12	07.018	59.110
3	04.792	1:05.246	3	07.078	1:01.501	3	09.676	1:01.078	3	12.391	1:01.081	5	11.552	1:01.010
2	05.700	1:05.688	2	08.252	1:01.767	2	11.248	1:01.476	2	13.479	1:00.597	3	15.151	1:01.136
26	08.072	1:07.313	26	13.317	1:04.460	22	17.697	1:02.569	22	20.133	1:00.802	2	15.982	1:00.879
50	09.543	1:09.666	22	13.608	1:01.940	26	21.050	1:06.213	26	27.131	1:04.447	22	21.695	59.938
22	10.883	1:08.265	50	15.569	1:05.241	50	22.367	1:05.278	50	28.530	1:04.529	26	32.563	1:03.808
7	11.020	1:10.452	54	20.199	1:06.986	54	28.534	1:06.815	54	36.005	1:05.837	50	34.178	1:04.024
54	12.428	1:10.726	68	21.561	1:07.228	68	29.255	1:06.174	68	36.731	1:05.842	54	43.206	1:05.577
68	13.548	1:12.041	38	21.995	1:06.296	38	30.504	1:06.989	38	37.291	1:05.153	38	43.611	1:04.696
44	14.371	1:12.264	44	23.774	1:08.618	44	32.653	1:07.359	44	42.389	1:08.102	68	44.479	1:06.124
38	14.914	1:11.610	77	29.558	1:11.751	77	42.426	1:11.348	77	55.061	1:11.001	44	50.395	1:06.382
77	17.022	1:14.299	56	30.200	1:11.616	56	43.112	1:11.392	56	55.486	1:10.740			
56	17.799	1:14.872	49	35.828	1:14.485	49	50.323	1:12.975						
49	20.558	1:16.221												

Silverstone Nat
Circuit Length = 2638 metres
Start: 14:03 End: 14:19

Weather / Track : Sunny/Dry

www.msttiming.com

Lap 6			Lap 7			Lap 8			Lap 9			Lap 10		
No	Behind	Laptime	No	Behind	Laptime	No	Behind	Laptime	No	Behind	Laptime	No	Behind	Laptime
9		58.630	9		58.472	9		58.655	9		59.423	9		58.630
1	07.393	59.582	1	07.849	58.928	1	08.135	58.941	38	00.854	1:04.498	38	05.888	1:03.664
4	07.651	1:00.540	4	08.596	59.417	12	08.890	58.390	54	05.322	1:05.463	1	08.100	58.835
12	07.977	59.589	12	09.155	59.650	44	09.160	1:07.869	68	06.019	1:05.452	12	08.983	59.044
77	08.647	1:10.592	5	16.987	1:00.891	4	09.428	59.487	1	07.895	59.183	4	09.987	59.308
56	09.530	1:11.050	3	19.788	1:01.196	5	19.218	1:00.886	12	08.569	59.102	54	12.068	1:05.376
5	14.568	1:01.646	2	20.428	1:00.631	3	21.844	1:00.711	4	09.309	59.304	68	12.807	1:05.418
49	16.504	1:10.866	77	20.573	1:10.398	2	22.824	1:01.051	44	17.195	1:07.458	5	23.570	1:01.640
3	17.064	1:00.543	56	20.888	1:09.830	22	26.676	1:00.794	5	20.560	1:00.765	3	24.657	1:00.227
2	18.269	1:00.917	22	24.537	1:00.027	56	32.382	1:10.149	3	23.060	1:00.639	2	27.369	1:02.315
22	22.982	59.917	49	27.519	1:09.487	77	32.922	1:11.004	2	23.684	1:00.283	22	28.590	59.690
26	37.557	1:03.624	26	42.625	1:03.540	49	38.582	1:09.718	22	27.530	1:00.277	44	29.506	1:10.941
50	39.484	1:03.936	50	44.752	1:03.740	26	47.202	1:03.232	77	44.571	1:11.072	77	58.759	1:12.818
38	49.508	1:04.527	38	54.434	1:03.398	50	49.843	1:03.746	49	49.243	1:10.084			
54	51.202	1:06.626	54	57.937	1:05.207				26	51.758	1:03.979			
68	51.901	1:06.052	68	58.645	1:05.216				50	54.770	1:04.350			
44	58.418	1:06.653												

Lap 11			Lap 12			Lap 13			Lap 14		
No	Behind	Laptime	No	Behind	Laptime	No	Behind	Laptime	No	Behind	Laptime
9		59.418	9		58.201	9		58.691	9		58.705
26	01.793	1:08.083	1	09.458	59.551	26	01.110	1:56.209	1	10.087	58.954
50	02.858	1:06.136	12	10.424	59.606	1	09.838	59.071	12	11.057	59.364
49	03.082	1:11.887	4	11.893	59.813	12	10.398	58.665	4	13.468	59.586
1	08.108	59.426	50	12.519	1:07.862	4	12.587	59.385	50	26.844	1:06.889
12	09.019	59.454	77	14.586	1:13.446	50	18.660	1:04.832	38	26.978	1:02.928
4	10.281	59.712	49	15.477	1:10.596	38	22.755	1:05.003	5	33.457	1:02.440
38	11.356	1:04.886	38	16.443	1:03.288	49	27.799	1:11.013	3	34.254	1:02.675
54	17.968	1:05.318	54	24.978	1:05.211	77	27.996	1:12.101	22	35.066	1:01.270
68	18.674	1:05.285	68	25.834	1:05.361	5	29.722	1:00.544	2	37.734	1:02.355
5	25.025	1:00.873	5	27.869	1:01.045	3	30.284	1:00.559	49	38.654	1:09.560
3	25.657	1:00.418	3	28.416	1:00.960	54	31.640	1:05.353	54	38.950	1:06.015
22	29.101	59.929	22	30.939	1:00.039	22	32.501	1:00.253	68	39.544	1:05.747
2	29.570	1:01.619	2	31.973	1:00.604	68	32.502	1:05.359	77	42.256	1:12.965
44	38.246	1:08.158	44	47.948	1:07.903	2	34.084	1:00.802	44	1:11.159	1:12.572
						44	57.292	1:08.035	9		58.705

Dunlop Mini Se7en Championship

RACE 4 - RACE CLASSIFICATION

POS	NO	CL	NAME	NAT	ENTRY	TIME	LAPS	GAP	MPH	BEST
1	46		Max HUNTER		Mini Se7en	15:22.646	12		76.75	1:15.153
2	1		Andrew DEVINY		Mini Se7en	15:23.786	12	1.140	76.65	1:15.127
3	16		James WINNIFRITH		Mini Se7en	15:27.132	12	4.486	76.38	1:14.992
4	14		Dave BANWELL		Mini Se7en	15:27.277	12	4.631	76.37	1:15.364
5	24		James COULSON		Mini Se7en	15:28.926	12	6.280	76.23	1:15.483
6	98		Mark SMITH		Mini Se7en	15:29.247	12	6.601	76.20	1:15.310
7	7		Dick HUNTER		Mini Se7en	15:29.451	12	6.805	76.19	1:15.220
8	50		Ian DEVINY		Mini Se7en	15:36.955	12	14.309	75.58	1:15.472
9	6		Paul CLARK		Mini Se7en	15:39.332	12	16.686	75.39	1:15.947
10	20		Darren THOMAS		Mini Se7en	15:50.038	12	27.392	74.54	1:16.855
11	23		Ricky HORNE		Mini Se7en	15:50.056	12	27.410	74.54	1:16.529
12	77		Tristen KNIGHT		Mini Se7en	15:51.599	12	28.953	74.41	1:17.039
13	38		Steven HOPPER		Mini Se7en	15:54.724	12	32.078	74.17	1:17.363
14	34		Anthony TOWEY		Mini Se7en	15:54.898	12	32.252	74.16	1:16.946
15	37		Gareth HUNT		Mini Se7en	16:14.376	12	51.730	72.67	1:16.195
16	15		Steven BAKER		Mini Se7en	16:18.086	12	55.440	72.40	1:17.758
17	76		Tom KNIGHT		Mini Se7en	16:25.297	12	1:02.651	71.87	1:17.875
18	99		Tim JOSLYN		Mini Se7en	16:25.376	12	1:02.730	71.86	1:19.089
19	39		Andy MILLER		Mini Se7en	16:25.414	12	1:02.768	71.86	1:18.620
20	32		Barry STAITE		Mini Se7en	16:21.829	11	1 LAP	66.11	1:25.031

NOT CLASSIFIED

60	Malcolm KEAT	Mini Se7en	15:34.960	7	5 LAPS	44.18	1:42.552
82	Andrew RUTHVEN	Mini Se7en	6:41.122	5	7 LAPS	73.56	1:15.766
35	Paul SPARK	Mini Se7en	6:48.764	5	7 LAPS	72.18	1:17.590
29	Jabez DYER	Mini Se7en	8:35.476	5	7 LAPS	57.24	1:17.249
22	Graeme DAVIS	Mini Se7en	1:32.761	1	11 LAPS	63.62	1:19.846
10	Damon ASTIN	Mini Se7en	1:33.688	1	11 LAPS	62.99	1:20.970
26	Lee JONES	Mini Se7en	1:33.720	1	11 LAPS	62.96	1:20.272
9	Kane ASTIN	Mini Se7en	10.902		12 LAPS		

FASTEST LAP

16	James WINNIFRITH	Mini Se7en	1:14.992	5	78.7 mph	122.92 kph
----	------------------	------------	----------	---	----------	------------

Weather / Track : Cloudy/Dry

These results are provisional until the conclusion of any judicial and technical matters

Clerk of Course :	Timekeeper :
-------------------	--------------

Silverstone Nat

Circuit Length = 1.6392 miles

Start: 14:33 End: 14:50

Dunlop Mini Se7en Championship

RACE 4 - LAPCHART

Lap 1			Lap 2			Lap 3			Lap 4			Lap 5		
No	Behind	Laptime	No	Behind	Laptime	No	Behind	Laptime	No	Behind	Laptime	No	Behind	Laptime
1		1:19.022	1		1:15.493	1		1:17.153	1		1:16.177	46		1:15.486
46	00.211	1:18.653	46	00.218	1:15.500	46	00.189	1:17.124	46	00.162	1:16.150	1	00.136	1:15.784
24	00.856	1:18.773	24	02.257	1:16.894	24	02.241	1:17.137	14	02.140	1:15.777	14	02.163	1:15.671
16	01.142	1:19.037	98	02.515	1:15.926	14	02.540	1:17.025	24	02.514	1:16.450	16	02.325	1:14.992
14	01.608	1:19.840	16	02.585	1:16.936	16	03.369	1:17.937	16	02.981	1:15.789	24	02.754	1:15.888
98	02.082	1:19.804	14	02.668	1:16.553	98	03.542	1:18.180	98	03.260	1:15.895	98	02.922	1:15.310
22	02.809	1:19.846	29	04.728	1:17.249	7	05.015	1:17.051	7	04.363	1:15.525	7	04.184	1:15.469
29	02.972	1:19.820	7	05.117	1:17.433	6	06.190	1:17.028	6	05.960	1:15.947	82	06.699	1:16.064
7	03.177	1:20.191	6	06.315	1:17.815	82	06.694	1:16.477	82	06.283	1:15.766	6	06.716	1:16.404
10	03.736	1:20.970	20	06.889	1:18.063	20	07.148	1:17.412	20	09.331	1:18.360	20	10.538	1:16.855
26	03.768	1:20.272	82	07.370	1:18.234	23	08.269	1:17.030	23	10.067	1:17.975	50	10.654	1:16.113
50	03.939	1:21.426	23	08.392	1:18.480	50	08.681	1:16.931	50	10.189	1:17.685	23	10.948	1:16.529
6	03.993	1:19.793	50	08.903	1:20.457	35	10.494	1:17.761	37	11.680	1:17.275	37	12.227	1:16.195
20	04.319	1:20.449	35	09.886	1:19.514	37	10.582	1:17.202	35	12.399	1:18.082	35	14.341	1:17.590
82	04.629	1:19.648	38	10.053	1:19.804	38	11.203	1:18.303	38	12.994	1:17.968	77	15.110	1:17.226
37	04.921	1:19.779	37	10.533	1:21.105	77	12.352	1:18.440	77	13.532	1:17.357	38	15.401	1:18.055
23	05.405	1:20.384	77	11.065	1:20.537	34	13.737	1:19.297	34	15.407	1:17.847	34	17.224	1:17.465
38	05.742	1:20.941	34	11.593	1:18.404	99	21.724	1:21.258	99	26.974	1:21.427	15	30.970	1:18.280
35	05.865	1:19.819	99	17.619	1:20.693	76	22.106	1:21.221	15	28.338	1:20.480	99	32.068	1:20.742
77	06.021	1:20.694	76	18.038	1:20.379	15	24.035	1:21.426	39	30.010	1:21.416	39	33.238	1:18.876
34	08.682	1:22.200	39	19.641	1:21.228	39	24.771	1:22.283	76	34.181	1:28.252	76	37.517	1:18.984
99	12.419	1:25.658	15	19.762	1:18.357	29	37.727	1:50.152	29	41.388	1:19.838	32	1:12.785	1:26.845
76	13.152	1:26.018	32	35.965	1:30.759	32	50.047	1:31.235	60	46.204	2:02.820			
39	13.906	1:26.821	60	1:16.714	2:01.813				32	1:01.588	1:27.718			
15	16.898	1:30.764												
32	20.699	1:31.357												
60	30.394	1:42.552												

Silverstone Nat
Circuit Length = 2638 metres
Start: 14:33 End: 14:50

Weather / Track : Cloudy/Dry

www.msttiming.com

Lap 6			Lap 7			Lap 8			Lap 9			Lap 10		
No	Behind	Laptime	No	Behind	Laptime	No	Behind	Laptime	No	Behind	Laptime	No	Behind	Laptime
46		1:15.421	46		1:15.527	46		1:15.553	46		1:15.276	46		1:15.153
1	00.221	1:15.506	1	00.141	1:15.447	1	00.209	1:15.621	1	00.257	1:15.324	1	00.231	1:15.127
16	02.316	1:15.412	16	02.648	1:15.859	16	03.303	1:16.208	14	03.797	1:15.543	14	04.184	1:15.540
14	02.643	1:15.901	24	02.853	1:15.564	14	03.530	1:15.784	16	03.869	1:15.842	16	04.588	1:15.872
24	02.816	1:15.483	98	03.112	1:15.732	24	04.162	1:16.862	24	04.482	1:15.596	24	04.836	1:15.507
98	02.907	1:15.406	14	03.299	1:16.183	7	04.210	1:16.074	7	04.737	1:15.803	7	05.228	1:15.644
7	03.983	1:15.220	7	03.689	1:15.233	98	04.858	1:17.299	98	05.150	1:15.568	98	05.507	1:15.510
6	08.396	1:17.101	32	07.457	1:25.620	6	10.394	1:16.294	6	11.897	1:16.779	60	09.414	2:23.999
50	12.662	1:17.429	6	09.653	1:16.784	50	13.158	1:15.886	50	13.529	1:15.647	6	13.789	1:17.045
20	12.832	1:17.715	50	12.825	1:15.690	23	15.804	1:16.854	20	18.684	1:17.933	50	13.848	1:15.472
23	13.006	1:17.479	23	14.503	1:17.024	60	15.844	2:20.180	23	20.809	1:20.281	20	21.766	1:18.235
37	13.569	1:16.763	20	14.610	1:17.305	20	16.027	1:16.970	77	23.843	1:17.339	23	22.786	1:17.130
77	17.042	1:17.353	37	15.404	1:17.362	37	16.532	1:16.681	34	24.889	1:17.438	77	25.729	1:17.039
38	17.343	1:17.363	77	19.734	1:18.219	32	16.935	1:25.031	38	25.053	1:17.960	38	27.706	1:17.806
34	19.219	1:17.416	38	20.029	1:18.213	77	21.780	1:17.599	32	27.772	1:26.113	34	27.884	1:18.148
60	26.744	2:11.609	34	21.334	1:17.642	38	22.369	1:17.893	37	41.144	1:39.888	32	38.049	1:25.430
15	35.144	1:19.595	15	39.192	1:19.575	34	22.727	1:16.946	15	46.189	1:19.102	37	45.837	1:19.846
99	36.840	1:20.193	99	41.858	1:20.545	15	42.363	1:18.724	76	50.533	1:18.990	15	48.794	1:17.758
39	37.111	1:19.294	39	42.456	1:20.872	39	45.983	1:19.080	99	51.217	1:20.202	76	53.580	1:18.200
76	40.525	1:18.429	76	44.497	1:19.499	99	46.291	1:19.986	39	51.533	1:20.826	39	55.000	1:18.620
29	45.632	2:35.313				76	46.819	1:17.875				99	55.153	1:19.089

Silverstone Nat
Circuit Length = 2638 metres
Start: 14:33 End: 14:50

Weather / Track : Cloudy/Dry

www.msstiming.com

Lap 11			Lap 12		
No	Behind	Laptime	No	Behind	Laptime
46		1:15.363	46		1:15.930
1	00.201	1:15.333	1	01.140	1:16.869
16	04.777	1:15.552	16	04.486	1:15.639
14	05.197	1:16.376	14	04.631	1:15.364
24	05.776	1:16.303	24	06.280	1:16.434
7	05.786	1:15.921	98	06.601	1:16.664
98	05.867	1:15.723	7	06.805	1:16.949
50	14.411	1:15.926	60	12.314	2:34.193
6	15.245	1:16.819	50	14.309	1:15.828
20	24.759	1:18.356	6	16.686	1:17.371
23	24.916	1:17.493	20	27.392	1:18.563
77	27.616	1:17.250	23	27.410	1:18.424
34	29.603	1:17.082	77	28.953	1:17.267
38	29.732	1:17.389	38	32.078	1:18.276
32	48.463	1:25.777	34	32.252	1:18.579
37	48.960	1:18.486	37	51.730	1:18.700
15	53.204	1:19.773	15	55.440	1:18.166
76	57.892	1:19.675	32	59.183	1:26.650
99	59.095	1:19.305	76	1:02.651	1:20.689
39	59.357	1:19.720	99	1:02.730	1:19.565
			39	1:02.768	1:19.341

Powertec Radical Challenge

RACE 5 - RACE CLASSIFICATION

POS	NO	CL	NAME	NAT	ENTRY	TIME	LAPS	GAP	MPH	BEST
1	76	IN	Tim GREAVES		Radical SR3	20:45.407	22		104.24	55.084
2	34	IN	Derek JOHNSTON		Radical SR8	21:08.602	22	23.195	102.34	56.231
3	74	15	Nick DOVE		Radical SR3	21:35.817	22	50.410	100.19	57.309
4	2	15	Simon TILLING		Radical Prosport	20:57.008	21	1 LAP	98.58	58.494
5	23	13	John HEWITT		Radical SR4	21:03.644	21	1 LAP	98.07	58.870
6	7	13	Philip JENKINS		Radical Prosport	21:07.150	21	1 LAP	97.80	58.802
7	24	13	Paul STEELE		Radical SR4	21:13.562	21	1 LAP	97.30	59.135
8	67	13	Jacob GREAVES		Radical SR4	21:16.050	21	1 LAP	97.11	59.251
9	10	15	Jon ALI		Radical SR3	20:45.449	20	2 LAPS	94.76	1:00.573
10	77	13	Phil ABBOTT		Radical Prosport	20:46.075	20	2 LAPS	94.71	1:00.745
11	51	13	Mitch MILLET		Radical SR4	21:13.008	20	2 LAPS	92.71	1:01.450
12	95	11	Richard STABLES		Radical Clubsport	21:38.973	20	2 LAPS	90.86	1:03.052
13	25	15	Nigel COX		Radical SR3	21:03.172	19	3 LAPS	88.76	1:03.189
14	15	11	Ian CHARLES		Radical	21:18.664	19	3 LAPS	87.69	1:04.296
					NOT CLASSIFIED					
	46	15	Cliford DRURY		Radical SR3	4:21.775	4	18 LAPS	90.17	1:00.859
					FASTEST LAP					
	74	15	Nick DOVE		Radical SR3	57.309	21	103.0 mph	161.23 kph	
	7	13	Philip JENKINS		Radical Prosport	58.802	21	100.4 mph	157.39 kph	
	95	11	Richard STABLES		Radical Clubsport	1:03.052	10	93.6 mph	146.22 kph	
	76	IN	Tim GREAVES		Radical SR3	55.084	5	107.1 mph	167.76 kph	

Silverstone Nat

Circuit Length = 1.6392 miles

Start: 15:03 End: 15:25

Weather / Track : Sunny/Dry

These results are provisional until the conclusion of any judicial and technical matters

Clerk of Course :

Timekeeper :

Powertec Radical Challenge
RACE 5 - LAPCHART

Lap 1			Lap 2			Lap 3			Lap 4			Lap 5		
No	Behind	Laptime	No	Behind	Laptime	No	Behind	Laptime	No	Behind	Laptime	No	Behind	Laptime
76		1:02.772	76		57.254	76		56.102	76		55.605	76		55.084
34	00.586	1:03.248	34	01.913	58.581	34	02.452	56.641	34	03.788	56.941	34	05.436	56.732
74	02.085	1:04.136	74	03.915	59.084	74	06.633	58.820	74	09.392	58.364	74	12.776	58.468
23	02.797	1:04.926	23	05.504	59.961	23	08.917	59.515	23	12.470	59.158	23	16.736	59.350
24	03.170	1:05.019	24	07.101	1:01.185	2	10.145	59.116	2	13.034	58.494	2	16.952	59.002
67	03.626	1:05.286	2	07.131	1:00.230	24	11.958	1:00.959	24	16.338	59.985	24	20.990	59.736
7	03.933	1:05.835	67	07.928	1:01.556	67	12.405	1:00.579	67	17.063	1:00.263	67	21.765	59.786
2	04.155	1:04.003	7	08.177	1:01.498	7	12.906	1:00.831	7	17.308	1:00.007	7	22.097	59.873
46	04.862	1:05.612	46	09.697	1:02.089	46	14.454	1:00.859	46	19.982	1:01.133	77	27.983	1:01.569
77	05.558	1:07.386	77	10.270	1:01.966	77	15.786	1:01.618	77	21.498	1:01.317	10	29.572	1:01.049
10	07.311	1:07.311	10	12.368	1:02.311	10	18.063	1:01.797	10	23.607	1:01.149	51	41.050	1:03.712
25	08.392	1:08.958	95	16.222	1:04.808	95	23.797	1:03.677	95	32.353	1:04.161	95	42.439	1:05.170
95	08.668	1:08.878	51	17.200	1:05.559	51	24.029	1:02.931	51	32.422	1:03.998	15	50.568	1:07.469
51	08.895	1:06.875	15	18.425	1:05.515	15	28.349	1:06.026	15	38.183	1:05.439			
15	10.164	1:10.339	25	35.407	1:24.269	25	44.404	1:05.099	25	54.656	1:05.857			

Silverstone Nat
Circuit Length = 2638 metres
Start: 15:03 End: 15:25

Lap 6			Lap 7			Lap 8			Lap 9			Lap 10		
No	Behind	Laptime	No	Behind	Laptime	No	Behind	Laptime	No	Behind	Laptime	No	Behind	Laptime
76		55.199	76		56.585	76		55.833	76		56.522	76		55.973
34	07.298	57.061	15	06.714	1:07.930	95	02.860	1:03.996	51	04.705	1:02.156	51	10.906	1:02.174
25	10.381	1:06.008	34	07.580	56.867	34	10.135	58.388	95	09.632	1:03.294	34	11.339	56.914
74	16.320	58.743	25	18.144	1:04.348	15	17.174	1:06.293	34	10.398	56.785	95	17.301	1:03.642
2	21.846	1:00.093	74	18.498	58.763	74	20.945	58.280	74	23.146	58.723	74	24.945	57.772
23	22.162	1:00.625	2	24.244	58.983	2	26.963	58.552	15	27.498	1:06.846	2	32.482	58.995
24	25.649	59.858	23	25.119	59.542	25	27.529	1:05.218	2	29.460	59.019	23	34.583	59.084
7	26.600	59.702	24	28.723	59.659	23	28.607	59.321	23	31.472	59.387	15	37.769	1:06.244
67	27.013	1:00.447	7	29.392	59.377	7	32.458	58.899	25	34.713	1:03.706	7	38.815	59.747
77	34.337	1:01.553	67	30.632	1:00.204	24	32.899	1:00.009	7	35.041	59.105	24	40.143	1:00.242
10	35.867	1:01.494	77	39.341	1:01.589	67	34.788	59.989	24	35.874	59.497	67	41.348	59.753
51	48.878	1:03.027	10	40.196	1:00.914	77	44.634	1:01.126	67	37.568	59.302	25	44.215	1:05.475
95	51.282	1:04.042	51	54.904	1:02.611	10	45.024	1:00.661	77	49.609	1:01.497			
									10	49.813	1:01.311			

Lap 11			Lap 12			Lap 13			Lap 14			Lap 15		
No	Behind	Laptime	No	Behind	Laptime	No	Behind	Laptime	No	Behind	Laptime	No	Behind	Laptime
76		56.260	76		55.574	76		55.840	76		55.662	76		55.334
10	00.099	1:02.519	10	05.677	1:01.152	25	04.654	1:03.917	25	12.982	1:03.990	67	01.953	1:00.205
77	00.549	1:03.173	77	06.530	1:01.555	15	05.151	1:07.546	15	15.005	1:05.516	34	16.693	56.990
34	11.898	56.819	34	13.138	56.814	10	10.709	1:00.872	34	15.037	56.795	10	23.132	1:02.079
51	16.592	1:01.946	51	22.933	1:01.915	77	11.772	1:01.082	10	16.387	1:01.340	25	23.525	1:05.877
95	24.093	1:03.052	74	29.326	58.481	34	13.904	56.606	77	17.265	1:01.155	77	23.702	1:01.771
74	26.419	57.734	95	32.893	1:04.374	51	29.197	1:02.104	74	33.845	58.187	15	25.775	1:06.104
2	34.825	58.603	2	38.414	59.163	74	31.320	57.834	51	35.436	1:01.901	74	36.510	57.999
23	37.193	58.870	23	40.880	59.261	2	41.078	58.504	2	44.139	58.723	51	44.220	1:04.118
7	42.562	1:00.007	7	46.223	59.235	95	41.724	1:04.671	23	48.094	59.715	2	47.501	58.696
24	43.964	1:00.081	24	47.957	59.567	23	44.041	59.001	95	49.869	1:03.807	23	52.053	59.293
67	44.637	59.549	67	48.724	59.661	7	49.243	58.860	7	52.401	58.820			
15	49.019	1:07.510				24	51.639	59.522	24	55.217	59.240			
25	52.151	1:04.196				67	52.744	59.860						

Lap 16			Lap 17			Lap 18			Lap 19			Lap 20		
No	Behind	Laptime	No	Behind	Laptime	No	Behind	Laptime	No	Behind	Laptime	No	Behind	Laptime
76		55.751	76		55.638	76		56.191	76		55.731	76		55.479
7	01.269	59.953	7	05.059	59.428	51	01.338	1:02.391	2	01.260	58.722	25	01.118	1:04.372
95	03.693	1:04.909	24	09.468	1:00.976	23	02.831	59.358	23	06.739	59.639	2	04.573	58.792
24	04.130	59.998	67	10.554	1:00.158	7	07.821	58.953	51	07.855	1:02.248	15	09.161	1:07.487
67	06.034	59.832	95	14.159	1:06.104	24	12.581	59.304	7	10.970	58.880	23	10.623	59.363
34	17.173	56.231	34	18.056	56.521	67	13.747	59.384	24	16.057	59.207	51	13.826	1:01.450
10	28.642	1:01.261	10	33.577	1:00.573	34	18.479	56.614	67	17.616	59.600	7	14.437	58.946
77	29.314	1:01.363	77	34.421	1:00.745	95	21.896	1:03.928	34	19.323	56.575	24	19.713	59.135
25	32.405	1:04.631	25	39.956	1:03.189	10	38.672	1:01.286	95	29.479	1:03.314	34	20.665	56.821
15	34.369	1:04.345	74	40.309	57.551	77	39.449	1:01.219	74	43.715	57.775	67	22.462	1:00.325
74	38.396	57.637	15	43.027	1:04.296	74	41.671	57.553	10	44.282	1:01.341	95	37.178	1:03.178
51	50.776	1:02.307	2	54.460	59.228	25	47.956	1:04.191	77	44.937	1:01.219	74	45.682	57.446
2	50.870	59.120				15	52.884	1:06.048				10	50.000	1:01.197
23	55.302	59.000										77	50.622	1:01.164

Silverstone Nat
Circuit Length = 2638 metres
Start: 15:03 End: 15:25

Weather / Track : Sunny/Dry

www.msstiming.com

Lap 21			Lap 22		
No	Behind	Laptime	No	Behind	Laptime
76		55.361	76		55.597
2	08.423	59.211	10	00.042	1:01.000
25	09.864	1:04.107	77	00.668	1:01.004
23	14.485	59.223	2	11.601	58.775
7	18.538	59.462	25	17.765	1:03.498
15	20.305	1:06.505	23	18.237	59.349
51	20.316	1:01.851	7	21.743	58.802
34	21.854	56.550	34	23.195	56.938
24	24.566	1:00.214	51	27.601	1:02.882
67	26.352	59.251	24	28.155	59.186
95	45.307	1:03.490	67	30.643	59.888
74	47.630	57.309	15	33.257	1:08.549
			74	50.410	58.377
			95	53.566	1:03.856

Dunlop Mini Miglia Championship

RACE 6 - RACE CLASSIFICATION

POS	NO	CL	NAME	NAT	ENTRY	TIME	LAPS	GAP	MPH	BEST
1	23		Andrew HACK		Mini Miglia	14:08.675	12		83.44	1:09.085
2	3		Kelly ROGERS		Mini Miglia	14:08.786	12	0.111	83.43	1:08.988
3	20		Endaf OWENS		Mini Miglia	14:09.254	12	0.579	83.38	1:09.077
4	1		Bill SOLLIS		Mini Miglia	14:09.371	12	0.696	83.37	1:08.490
5	69		Tony LE-MAY		Mini Miglia	14:09.696	12	1.021	83.34	1:08.137
6	75		Paul BROWN		Mini Miglia	14:13.374	12	4.699	82.98	1:09.120
7	39		Paul WOODBRIDGE		Mini Miglia	14:20.317	12	11.642	82.31	1:09.710
8	22		Sarah MUNNS		Mini Miglia	14:24.059	12	15.384	81.95	1:10.069
9	17		Steve WHITELEY		Mini Miglia	14:25.358	12	16.683	81.83	1:10.028
10	10		Phil LEE		Mini Miglia	14:36.203	12	27.528	80.82	1:11.132
11	34		Keith ALLINGTON		Mini Miglia	14:36.856	12	28.181	80.76	1:11.091
12	13		Phil HARVEY		Mini Miglia	15:02.776	12	54.101	78.44	1:13.147
NOT CLASSIFIED										
	35		Ian FEATHERSTONE		Mini Miglia	4:19.896	3	9 LAPS	68.12	1:20.487
	30		Phil RUDGE		Mini Miglia	2:36.113	2	10 LAPS	75.60	1:11.237
	6		Mark SIMS		Mini Miglia	1:24.462	1	11 LAPS	69.87	1:12.751
	55		Michael GREEN		Mini Miglia	1:55.554	1	11 LAPS	51.07	
FASTEST LAP										
	69		Tony LE-MAY		Mini Miglia	1:08.137	10	86.6 mph	134.12 kph	

Weather / Track : Sunny/Dry

These results are provisional until the conclusion of any judicial and technical matters

Clerk of Course :	Timekeeper :
-------------------	--------------

Silverstone Nat

Circuit Length = 1.6392 miles

Start: 15:37 End: 15:59

Dunlop Mini Miglia Championship

RACE 6 - LAPCHART

Lap 1			Lap 2			Lap 3			Lap 4			Lap 5		
No	Behind	Laptime	No	Behind	Laptime	No	Behind	Laptime	No	Behind	Laptime	No	Behind	Laptime
3		1:13.055	3		1:09.540	3		1:09.608	23		1:09.677	23		1:09.085
20	00.098	1:12.187	20	00.443	1:09.885	23	00.068	1:09.164	3	00.145	1:09.890	3	00.292	1:09.232
1	00.204	1:13.544	23	00.512	1:09.647	20	00.635	1:09.800	20	00.301	1:09.411	20	00.638	1:09.422
23	00.405	1:13.006	69	01.668	1:09.678	69	01.668	1:09.608	69	01.520	1:09.597	69	01.832	1:09.397
6	00.673	1:12.751	30	02.784	1:11.237	75	03.135	1:09.845	75	03.458	1:10.068	75	04.632	1:10.259
30	01.087	1:12.784	75	02.898	1:10.333	39	04.585	1:10.786	1	04.852	1:09.187	1	04.729	1:08.962
69	01.530	1:12.597	39	03.407	1:10.718	17	04.731	1:10.716	39	05.611	1:10.771	39	06.236	1:09.710
75	02.105	1:13.372	1	03.610	1:12.946	1	05.410	1:11.408	17	05.873	1:10.887	17	07.675	1:10.887
39	02.229	1:13.860	17	03.623	1:10.646	22	06.160	1:11.430	22	06.607	1:10.192	22	08.343	1:10.821
17	02.517	1:13.512	22	04.338	1:10.631	10	07.992	1:12.070	10	09.922	1:11.675	10	14.233	1:13.396
22	03.247	1:14.072	10	05.530	1:11.132	34	08.253	1:11.863	34	10.481	1:11.973	34	14.634	1:13.238
10	03.938	1:14.437	34	05.998	1:11.233	13	15.647	1:13.773	13	20.069	1:14.167	13	25.895	1:14.911
34	04.305	1:14.292	13	11.482	1:13.933	35	36.959	1:23.384						
13	07.089	1:16.438	35	23.183	1:21.067									
35	11.656	1:20.487												
55	31.765	1:39.086												

Silverstone Nat
Circuit Length = 2638 metres
Start: 15:37 End: 15:59

Weather / Track : Sunny/Dry

www.msttiming.com

Lap 6			Lap 7			Lap 8			Lap 9			Lap 10		
No	Behind	Laptime	No	Behind	Laptime	No	Behind	Laptime	No	Behind	Laptime	No	Behind	Laptime
23		1:09.152	20		1:09.523	20		1:09.731	3		1:09.192	23		1:09.845
3	00.128	1:08.988	23	00.029	1:10.115	3	00.082	1:09.472	20	00.026	1:09.300	69	00.246	1:08.137
20	00.563	1:09.077	3	00.341	1:10.299	23	00.196	1:09.898	23	00.130	1:09.208	20	00.249	1:10.198
69	01.775	1:09.095	69	00.946	1:09.257	69	02.867	1:11.652	69	02.084	1:08.491	3	00.346	1:10.321
1	04.890	1:09.313	1	03.714	1:08.910	1	02.876	1:08.893	1	02.092	1:08.490	1	00.793	1:08.676
75	05.216	1:09.736	75	04.423	1:09.293	75	03.812	1:09.120	75	03.885	1:09.347	75	03.689	1:09.779
39	07.176	1:10.092	39	06.912	1:09.822	39	07.081	1:09.900	39	08.114	1:10.307	39	08.485	1:10.346
17	08.983	1:10.460	17	08.925	1:10.028	22	10.000	1:10.236	22	11.863	1:11.137	22	12.856	1:10.968
22	09.512	1:10.321	22	09.495	1:10.069	17	10.172	1:10.978	17	13.306	1:12.408	17	14.224	1:10.893
10	17.053	1:11.972	10	18.279	1:11.312	10	19.910	1:11.362	10	22.170	1:11.534	10	23.460	1:11.265
34	17.472	1:11.990	34	19.336	1:11.950	34	20.696	1:11.091	34	22.710	1:11.288	34	24.060	1:11.325
13	31.239	1:14.496	13	34.884	1:13.731	13	38.511	1:13.358	13	42.598	1:13.361	13	45.931	1:13.308

Lap 11			Lap 12		
No	Behind	Laptime	No	Behind	Laptime
23		1:09.400	23		1:09.290
20	00.165	1:09.316	3	00.111	1:09.047
69	00.352	1:09.506	20	00.579	1:09.704
3	00.354	1:09.408	1	00.696	1:09.166
1	00.820	1:09.427	69	01.021	1:09.959
75	04.203	1:09.914	75	04.699	1:09.786
39	09.467	1:10.382	39	11.642	1:11.465
22	14.091	1:10.635	22	15.384	1:10.583
17	15.260	1:10.436	17	16.683	1:10.713
10	25.371	1:11.311	10	27.528	1:11.447
34	25.887	1:11.227	34	28.181	1:11.584
13	50.244	1:13.713	13	54.101	1:13.147

Formula Palmer Audi

ROUND 2 - RACE CLASSIFICATION

POS	NO	CL	NAME	NAT	ENTRY	TIME	LAPS	GAP	MPH	BEST
1	4		Luciano BACHETA	GBR	Tradelink	20:39.906	22		104.70	55.139
2	9		Stefan WILSON	GBR	Solvents for Safety	20:42.165	22	2.259	104.51	54.946
3	31		Jason MOORE	GBR	Olney Tyres	20:42.584	22	2.678	104.48	55.156
4	3		Jolyon PALMER	GBR	Comma Oil	20:47.924	22	8.018	104.03	55.415
5	5		Alex BRUNDLE	GBR	THB Clowes	20:51.242	22	11.336	103.76	55.803
6	7		Jack CLARKE	GBR	JTB	20:52.259	22	12.353	103.67	55.145
7	55		Chris BELL	GBR	Klenzan	21:00.101	22	20.195	103.03	55.792
8	8		Chris CHUBB	GBR	Miles Industries	21:00.917	22	21.011	102.96	55.810
9	2		Richard PLANT	GBR	GW Price	21:04.404	22	24.498	102.68	55.584
10	11		Nik IRUWAN	MAS	Macho Premium Bevera	21:17.142	22	37.236	101.65	56.163
11	14		Derrick COLLIN	GBR	Nova	21:28.009	22	48.103	100.79	57.179
12	12		Jeremy PREDDY	GBR	John Preddy Company	22:23.411	22	1:43.505	96.64	57.143
13	33		Richard KENT	GBR	Traka	21:28.740	18	4 LAPS	82.42	55.930

NOT CLASSIFIED

10			Maxim SNEGIREV	RUS	Klaxon Automotive Mag	18:37.728	19	3 LAPS	100.31	56.842
20			Doros LOUCAIDES	CYP	BRG - Simply Racing	4:03.821	4	18 LAPS	96.81	56.888
6			Dominik JACKSON	GBR	Mini HUMMER Europe	2:02.351	1	21 LAPS	48.23	
19			Tim BRIDGMAN	GBR	Laser Motor Co.			23 LAPS		
22			Andy DEMETRIOU	CYP	BRG - Simply Racing			23 LAPS		
43			Tom BRADSHAW	GBR	Accident Exchange			23 LAPS		
44			Mark POWELL	GBR	Mizuro Ltd			23 LAPS		
62			Giacomo PETROBELLI	ITA	Luxardo			23 LAPS		
98			Matt HAMILTON	GBR	Sier Group			23 LAPS		

FASTEST LAP

9			Stefan WILSON	GBR	Solvents for Safety	54.946	20	107.4 mph	168.20 kph
---	--	--	----------------------	-----	---------------------	--------	----	-----------	------------

Weather / Track : Sunny/Dry

These results are provisional until the conclusion of any judicial and technical matters

Clerk of Course :	Timekeeper :
-------------------	--------------

Silverstone Nat

Circuit Length = 1.6392 miles

Start: 17:22 End: 17:44

**Formula Palmer Audi
ROUND 2 - LAPCHART**

Lap 1			Lap 2			Lap 3			Lap 4			Lap 5		
No	Behind	Laptime	No	Behind	Laptime	No	Behind	Laptime	No	Behind	Laptime	No	Behind	Laptime
4		58.121	4		56.457	7		55.582	7		55.623	7		55.958
7	00.549	58.403	7	00.385	56.293	4	00.546	56.513	4	00.756	55.833	4	00.676	55.878
5	02.052	58.838	5	01.984	56.389	5	02.741	56.724	5	03.714	56.596	5	03.618	55.862
3	03.237	1:00.352	9	03.415	56.483	9	04.149	56.701	9	04.803	56.277	9	04.706	55.861
9	03.389	1:00.699	3	03.973	57.193	3	05.599	57.593	3	06.171	56.195	3	06.549	56.336
31	03.794	1:00.416	31	04.059	56.722	31	06.427	58.335	31	06.968	56.164	31	07.177	56.167
55	04.392	1:00.184	55	05.093	57.158	20	06.543	57.312	20	08.013	57.093	55	12.251	59.209
20	04.767	59.207	20	05.198	56.888	55	07.108	57.982	2	08.468	56.894	8	13.374	59.942
2	05.097	1:02.377	2	05.667	57.027	2	07.197	57.497	55	09.000	57.515	11	14.005	59.900
8	05.800	1:00.746	8	06.701	57.358	8	07.835	57.101	8	09.390	57.178	14	16.072	58.596
11	06.398	1:00.579	11	07.557	57.616	11	08.801	57.211	11	10.063	56.885	2	17.120	1:04.610
14	06.971	1:01.239	14	09.017	58.503	14	10.849	57.799	14	13.434	58.208	33	18.186	1:16.128
10	08.873	1:02.330	10	11.397	58.981	10	13.812	58.382	10	16.155	57.966	10	19.488	59.291
12	09.564	1:02.813	12	12.469	59.362	12	15.241	58.739	12	17.822	58.204	12	20.549	58.685
33	26.430	1:22.636				33	53.639	2:19.633						
6	54.590	1:51.609												

Silverstone Nat
Circuit Length = 2638 metres
Start: 17:22 End: 17:44

Weather / Track : Sunny/Dry

www.msttiming.com

Lap 6			Lap 7			Lap 8			Lap 9			Lap 10		
No	Behind	Laptime	No	Behind	Laptime	No	Behind	Laptime	No	Behind	Laptime	No	Behind	Laptime
7		55.616	7		55.373	4		56.398	4		55.895	4		55.412
4	00.710	55.650	4	00.741	55.404	9	04.735	56.131	9	04.394	55.554	9	04.664	55.682
5	04.251	56.249	5	05.516	56.638	5	05.099	56.722	5	05.398	56.194	5	06.067	56.081
9	04.984	55.894	9	05.743	56.132	3	06.486	55.978	3	06.457	55.866	31	06.589	55.429
3	07.040	56.107	3	07.647	55.980	31	06.783	55.775	31	06.572	55.684	3	07.925	56.880
31	07.556	55.995	31	08.147	55.964	7	12.308	1:09.447	7	12.096	55.683	7	12.973	56.289
55	13.553	56.918	55	14.743	56.563	55	14.324	56.720	55	14.597	56.168	55	15.116	55.931
8	14.897	57.139	8	15.813	56.289	8	15.256	56.582	8	15.905	56.544	8	16.754	56.261
11	15.959	57.570	11	17.211	56.625	11	16.603	56.531	11	17.352	56.644	11	18.103	56.163
2	18.346	56.842	2	19.281	56.308	2	18.353	56.211	2	18.042	55.584	2	18.397	55.767
14	19.032	58.576	14	21.318	57.659	14	22.396	58.217	14	23.870	57.369	14	25.939	57.481
10	22.388	58.516	10	24.865	57.850	10	25.532	57.806	10	27.083	57.446	10	29.099	57.428
12	23.613	58.680	12	26.428	58.188	12	27.943	58.654	12	30.276	58.228	12	32.771	57.907
						33	37.721	3:07.663	33	38.322	56.496	33	39.442	56.532

Lap 11			Lap 12			Lap 13			Lap 14			Lap 15		
No	Behind	Laptime	No	Behind	Laptime	No	Behind	Laptime	No	Behind	Laptime	No	Behind	Laptime
4		55.139	4		55.475	4		55.813	4		55.776	4		55.606
9	05.302	55.777	9	05.406	55.579	9	05.569	55.976	9	05.189	55.396	9	05.036	55.453
5	06.757	55.829	31	06.971	55.636	31	06.743	55.585	31	06.319	55.352	31	06.076	55.363
31	06.810	55.360	5	07.755	56.473	5	08.099	56.157	5	08.126	55.803	3	08.459	55.573
3	08.557	55.771	3	08.697	55.615	3	08.545	55.661	3	08.492	55.723	5	08.871	56.351
7	13.886	56.052	7	14.552	56.141	7	14.449	55.710	7	14.209	55.536	7	14.225	55.622
55	16.591	56.614	55	17.253	56.137	55	17.421	55.981	55	17.507	55.862	55	17.693	55.792
8	17.425	55.810	8	17.978	56.028	8	18.415	56.250	8	18.581	55.942	8	18.805	55.830
2	19.326	56.068	2	19.763	55.912	2	19.541	55.591	2	19.477	55.712	2	19.551	55.680
11	20.295	57.331	11	21.241	56.421	11	21.941	56.513	11	23.672	57.507	11	24.869	56.803
14	28.149	57.349	14	30.143	57.469	14	31.863	57.533	14	34.086	57.999	14	36.376	57.896
10	32.160	58.200	10	34.545	57.860	10	36.315	57.583	10	38.055	57.516	10	39.737	57.288
12	35.277	57.645	12	37.629	57.827	12	39.060	57.244	12	40.427	57.143	12	42.931	58.110
33	40.233	55.930	33	41.007	56.249	33	42.357	57.163	33	42.574	55.993	33	43.193	56.225

Lap 16			Lap 17			Lap 18			Lap 19			Lap 20		
No	Behind	Laptime	No	Behind	Laptime	No	Behind	Laptime	No	Behind	Laptime	No	Behind	Laptime
4		55.635	4		56.054	4		55.522	4		55.374	4		55.429
9	04.808	55.407	9	04.190	55.436	9	04.083	55.415	9	04.033	55.324	9	03.550	54.946
31	05.715	55.274	31	05.032	55.371	31	05.016	55.506	31	04.940	55.298	31	04.667	55.156
3	08.968	56.144	3	08.625	55.711	3	08.699	55.596	3	08.740	55.415	3	09.123	55.812
5	09.565	56.329	5	09.798	56.287	5	10.238	55.962	5	11.019	56.155	5	11.511	55.921
7	14.088	55.498	7	13.842	55.808	7	14.201	55.881	7	14.601	55.774	7	14.317	55.145
55	17.950	55.892	55	17.993	56.097	55	18.506	56.035	55	19.234	56.102	55	19.791	55.986
8	19.238	56.068	8	19.294	56.110	8	19.833	56.061	8	20.506	56.047	8	20.932	55.855
2	19.618	55.702	2	19.699	56.135	2	20.115	55.938	2	20.834	56.093	2	23.109	57.704
11	26.178	56.944	11	27.272	57.148	11	29.318	57.568	11	31.072	57.128	11	32.849	57.206
14	38.076	57.335	14	39.351	57.329	14	41.081	57.252	14	43.540	57.833	14	45.812	57.701
10	41.869	57.767	10	43.168	57.353	10	44.665	57.019	10	46.133	56.842	33	47.266	56.209
33	44.661	57.103	33	44.544	55.937	33	45.160	56.138	33	46.486	56.700	12	54.740	57.668
12	45.760	58.464	12	47.725	58.019	12	50.099	57.896	12	52.501	57.776			

Lap 21			Lap 22		
No	Behind	Laptime	No	Behind	Laptime
4		55.631	4		57.251
9	03.512	55.593	9	02.259	55.998
31	04.500	55.464	31	02.678	55.429
3	09.382	55.890	3	08.018	55.887
5	12.220	56.340	5	11.336	56.367
7	14.115	55.429	7	12.353	55.489
55	20.950	56.790	55	20.195	56.496
8	21.789	56.488	8	21.011	56.473
2	25.413	57.935	2	24.498	56.336
11	35.957	58.739	11	37.236	58.530
14	48.175	57.994	14	48.103	57.179
33	48.911	57.276	33	48.834	57.174
12	57.024	57.915	4		57.251
			9	02.259	55.998
			12	1:43.505	1:43.732

Formula Palmer Audi

ROUND 2 - SECTOR ANALYSIS

2	Richard PLANT		GW Price			
1	1:02.377		1:02.377	12	55.912	55.912
2	57.027		57.027	13	55.591	55.591
3	57.497		57.497	14	55.712	55.712
4	56.894		56.894	15	55.680	55.680
5	1:04.610		1:04.610	16	55.702	55.702
6	56.842		56.842	17	56.135	56.135
7	56.308		56.308	18	55.938	55.938
8	56.211		56.211	19	56.093	56.093
9	55.584		55.584	20	57.704	57.704
10	55.767		55.767	21	57.935	57.935
11	56.068		56.068	22	56.336	56.336
3	Jolyon PALMER		Comma Oil			
1	1:00.352		1:00.352	12	55.615	55.615
2	57.193		57.193	13	55.661	55.661
3	57.593		57.593	14	55.723	55.723
4	56.195		56.195	15	55.573	55.573
5	56.336		56.336	16	56.144	56.144
6	56.107		56.107	17	55.711	55.711
7	55.980		55.980	18	55.596	55.596
8	55.978		55.978	19	55.415	55.415
9	55.866		55.866	20	55.812	55.812
10	56.880		56.880	21	55.890	55.890
11	55.771		55.771	22	55.887	55.887
4	Luciano BACHETA		Tradelink			
1	58.121		58.121	12	55.475	55.475
2	56.457		56.457	13	55.813	55.813
3	56.513		56.513	14	55.776	55.776
4	55.833		55.833	15	55.606	55.606
5	55.878		55.878	16	55.635	55.635
6	55.650		55.650	17	56.054	56.054
7	55.404		55.404	18	55.522	55.522
8	56.398		56.398	19	55.374	55.374
9	55.895		55.895	20	55.429	55.429
10	55.412		55.412	21	55.631	55.631
11	55.139		55.139	22	57.251	57.251 P
5	Alex BRUNDLE		THB Clowes			
1	58.838		58.838	12	56.473	56.473
2	56.389		56.389	13	56.157	56.157
3	56.724		56.724	14	55.803	55.803
4	56.596		56.596	15	56.351	56.351
5	55.862		55.862	16	56.329	56.329
6	56.249		56.249	17	56.287	56.287
7	56.638		56.638	18	55.962	55.962
8	56.722		56.722	19	56.155	56.155
9	56.194		56.194	20	55.921	55.921
10	56.081		56.081	21	56.340	56.340
11	55.829		55.829	22	56.367	56.367
6	Dominik JACKSON		Mini HUMMER Europe			
1			1:51.609 P	2		
7	Jack CLARKE		JTB			
1	58.403		58.403	12	56.141	56.141
2	56.293		56.293	13	55.710	55.710
3	55.582		55.582	14	55.536	55.536
4	55.623		55.623	15	55.622	55.622
5	55.958		55.958	16	55.498	55.498
6	55.616		55.616	17	55.808	55.808

Silverstone Nat

Circuit Length = 1.6392 miles

Start: 17:22 End: 17:44

Weather / Track : Sunny/Dry

www.msttiming.com

Formula Palmer Audi
ROUND 2 - SECTOR ANALYSIS

7	55.373		55.373	18	55.881		55.881	
8	1:09.447		1:09.447	19	55.774		55.774	
9	55.683		55.683	20	55.145		55.145	
10	56.289		56.289	21	55.429		55.429	
11	56.052		56.052	22	55.489		55.489	
8	Chris CHUBB			Miles Industries				
1	1:00.746		1:00.746	12	56.028		56.028	
2	57.358		57.358	13	56.250		56.250	
3	57.101		57.101	14	55.942		55.942	
4	57.178		57.178	15	55.830		55.830	
5	59.942		59.942	16	56.068		56.068	
6	57.139		57.139	17	56.110		56.110	
7	56.289		56.289	18	56.061		56.061	
8	56.582		56.582	19	56.047		56.047	
9	56.544		56.544	20	55.855		55.855	
10	56.261		56.261	21	56.488		56.488	
11	55.810		55.810	22	56.473		56.473	
9	Stefan WILSON			Solvents for Safety				
1	1:00.699		1:00.699	12	55.579		55.579	
2	56.483		56.483	13	55.976		55.976	
3	56.701		56.701	14	55.396		55.396	
4	56.277		56.277	15	55.453		55.453	
5	55.861		55.861	16	55.407		55.407	
6	55.894		55.894	17	55.436		55.436	
7	56.132		56.132	18	55.415		55.415	
8	56.131		56.131	19	55.324		55.324	
9	55.554		55.554	20	54.946		54.946	
10	55.682		55.682	21	55.593		55.593	
11	55.777		55.777	22	55.998		55.998P	
10	Maxim SNEGIREV			Klaxon Automotive Magazine				
1	1:02.330		1:02.330	11	58.200		58.200	
2	58.981		58.981	12	57.860		57.860	
3	58.382		58.382	13	57.583		57.583	
4	57.966		57.966	14	57.516		57.516	
5	59.291		59.291	15	57.288		57.288	
6	58.516		58.516	16	57.767		57.767	
7	57.850		57.850	17	57.353		57.353	
8	57.806		57.806	18	57.019		57.019	
9	57.446		57.446	19	56.842		56.842	
10	57.428		57.428	20				
11	Nik IRUWAN			Macho Premium Beverage				
1	1:00.579		1:00.579	12	56.421		56.421	
2	57.616		57.616	13	56.513		56.513	
3	57.211		57.211	14	57.507		57.507	
4	56.885		56.885	15	56.803		56.803	
5	59.900		59.900	16	56.944		56.944	
6	57.570		57.570	17	57.148		57.148	
7	56.625		56.625	18	57.568		57.568	
8	56.531		56.531	19	57.128		57.128	
9	56.644		56.644	20	57.206		57.206	
10	56.163		56.163	21	58.739		58.739	
11	57.331		57.331	22	58.530		58.530	
12	Jeremy PREDDY			John Preddy Company				
1	1:02.813		1:02.813	12	57.827		57.827	
2	59.362		59.362	13	57.244		57.244	
3	58.739		58.739	14	57.143		57.143	
4	58.204		58.204	15	58.110		58.110	
5	58.685		58.685	16	58.464		58.464	
6	58.680		58.680	17	58.019		58.019	

Silverstone Nat
Circuit Length = 1.6392 miles
Start: 17:22 End: 17:44

Weather / Track : Sunny/Dry

www.msttiming.com

Formula Palmer Audi
ROUND 2 - SECTOR ANALYSIS

7	58.188		58.188	18	57.896		57.896
8	58.654		58.654	19	57.776		57.776
9	58.228		58.228	20	57.668		57.668
10	57.907		57.907	21	57.915		57.915
11	57.645		57.645	22	1:43.732		1:43.732
14	Derrick COLLIN		Nova				
1	1:01.239		1:01.239	12	57.469		57.469
2	58.503		58.503	13	57.533		57.533
3	57.799		57.799	14	57.999		57.999
4	58.208		58.208	15	57.896		57.896
5	58.596		58.596	16	57.335		57.335
6	58.576		58.576	17	57.329		57.329
7	57.659		57.659	18	57.252		57.252
8	58.217		58.217	19	57.833		57.833
9	57.369		57.369	20	57.701		57.701
10	57.481		57.481	21	57.994		57.994
11	57.349		57.349	22	57.179		57.179
20	Doros LOUCAIDES		BRG - Simply Racing				
1	59.207		59.207	3	57.312		57.312
2	56.888		56.888	4	57.093		57.093
31	Jason MOORE		Olney Tyres				
1	1:00.416		1:00.416	12	55.636		55.636
2	56.722		56.722	13	55.585		55.585
3	58.335		58.335	14	55.352		55.352
4	56.164		56.164	15	55.363		55.363
5	56.167		56.167	16	55.274		55.274
6	55.995		55.995	17	55.371		55.371
7	55.964		55.964	18	55.506		55.506
8	55.775		55.775	19	55.298		55.298
9	55.684		55.684	20	55.156		55.156
10	55.429		55.429	21	55.464		55.464
11	55.360		55.360	22	55.429		55.429
33	Richard KENT		Traka				
1			1:22.636P	10	55.993		55.993
2	Out		2:19.633	11	56.225		56.225
3			1:16.128P	12	57.103		57.103
4	Out		3:07.663	13	55.937		55.937
5	56.496		56.496	14	56.138		56.138
6	56.532		56.532	15	56.700		56.700
7	55.930		55.930	16	56.209		56.209
8	56.249		56.249	17	57.276		57.276
9	57.163		57.163	18	57.174		57.174
55	Chris BELL		Klenzan				
1	1:00.184		1:00.184	12	56.137		56.137
2	57.158		57.158	13	55.981		55.981
3	57.982		57.982	14	55.862		55.862
4	57.515		57.515	15	55.792		55.792
5	59.209		59.209	16	55.892		55.892
6	56.918		56.918	17	56.097		56.097
7	56.563		56.563	18	56.035		56.035
8	56.720		56.720	19	56.102		56.102
9	56.168		56.168	20	55.986		55.986
10	55.931		55.931	21	56.790		56.790
11	56.614		56.614	22	56.496		56.496

Silverstone Nat
Circuit Length = 1.6392 miles
Start: 17:22 End: 17:44

Weather / Track : Sunny/Dry

www.msttiming.com