



Dunlop Great & British Festival

Donington Park National Circuit

21st & 22nd October 2006



Results Provided by MST Sports Timing Ltd
www.msttiming.com

Mini Se7en Championship

QUALIFYING FOR RACE 1

POS	NO	CL	NAME	NAT	ENTRY	TIME	LAPS	GAP	MPH
1	3	S7	Geoff LETTS		Rover Mini	1:31.269	11		77.20
2	7	S7	Alan LETTS		Mini 7	1:31.295	9	0.026	77.18
3	2	S7	Andrew DEVINY		Rover Mini	1:31.357	8	0.088	77.12
4	53	S7	Niven BURGE		Mini 7	1:31.704	9	0.435	76.83
5	46	S7	Max HUNTER		Mini	1:31.745	9	0.476	76.80
6	1	S7	Paul THOMPSON		Rover Mini	1:31.805	10	0.536	76.75
7	37	S7	Gareth HUNT		Mini Se7en	1:31.884	10	0.615	76.68
8	50	S7	Ian DEVINY		Rover Mini	1:32.158	11	0.889	76.45
9	8	S7	Damon ASTIN		Mini Seven	1:32.540	9	1.271	76.14
10	98	S7	Mark SMITH		Rightline Mini Vickers Seven	1:33.069	10	1.800	75.71
11	5	S7	Kane ASTIN		Mini Seven	1:33.106	10	1.837	75.68
12	21	S7	Paul CLARK		Mini	1:33.151	10	1.882	75.64
13	71	S7	Dick HUNTER		Mini Seven	1:33.581	9	2.312	75.29
14	22	S7	Graeme DAVIS		Mini 7	1:33.765	10	2.496	75.14
15	35	S7	Paul SPARK		Rover Seven	1:34.226	9	2.957	74.78
16	34	S7	Anthony TOWEY		Mini	1:34.720	7	3.451	74.39
17	23	S7	Ricky HORNE		Mini	1:35.439	10	4.170	73.83
18	24	S7	James BOWERS COULSON		Mini 7	1:36.234	10	4.965	73.22
19	77	S7	Tristen KNIGHT		Mini 7	1:36.451	10	5.182	73.05
20	60	S7	Malcolm james KEAT		Mini Seven	1:36.521	10	5.252	73.00
21	99	S7	Tim JOSLYN		Rover Mini	1:37.367	10	6.098	72.36
22	20	S7	Darren THOMAS		Mini 7	1:38.354	10	7.085	71.64
23	52	S7	Nathan BURGE		Mini Altered Image Vicker	1:42.616	9	11.347	68.66
24	32	S7	Barrie STAITE		Rover Mini	1:47.159	6	15.890	65.75

Car 52 - FIT TRANSPONDER
Weather/Track : Bright/Drying

These results are provisional until the conclusion of any judicial and technical matters.

Donington Park
Circuit Length = 1.9573 miles.
Start: 11:54 End: 12:09

Clerk of Course:	Stewards:	Timekeeper:
------------------	-----------	-------------

Mini Se7en Championship

LAP ANALYSIS

1	Paul THOMPSON	Rover Mini
1 -	4:26.098	6 - 1:32.154
2 -	1:41.928	7 - 1:34.607
3 -	1:37.410	8 - 1:31.805
4 -	1:33.580	9 - 1:44.893
5 -	1:32.796	10 - 1:50.996P
2	Andrew DEVINY	Rover Mini
1 -	4:10.872	6 - 1:32.397
2 -	1:34.485	7 - 1:31.383
3 -	1:32.887	8 - 1:52.897P
4 -	1:31.357	
5 -	1:33.612	
3	Geoff LETTS	Rover Mini
1 -	4:14.165	6 - 1:32.905 11 - 1:54.436P
2 -	1:38.461	7 - 1:31.826
3 -	1:35.043	8 - 1:31.269
4 -	1:34.394	9 - 1:34.589
5 -	1:33.169	10 - 1:33.122
5	Kane ASTIN	Mini Seven
1 -	4:21.274	6 - 1:33.555
2 -	1:40.576	7 - 1:33.106
3 -	1:34.813	8 - 1:34.104
4 -	1:35.447	9 - 1:46.373
5 -	1:33.259	10 - 1:45.765
7	Alan LETTS	Mini 7
1 -	4:14.579	6 - 1:32.825
2 -	1:38.804	7 - 1:31.937
3 -	1:34.942	8 - 1:31.295
4 -	1:33.582	9 - 1:40.011P
5 -	1:33.823	
8	Damon ASTIN	Mini Seven
1 -	4:13.094	6 - 1:32.766
2 -	1:39.082	7 - 1:32.540
3 -	1:36.895	8 - 1:32.806
4 -	1:34.088	9 - 2:09.789P
5 -	1:33.452	
20	Darren THOMAS	Mini 7
1 -	4:30.676	6 - 1:39.921
2 -	1:47.577	7 - 1:38.354
3 -	1:39.561	8 - 1:39.043
4 -	1:38.672	9 - 1:40.038
5 -	1:38.412	10 - 1:40.506

Mini Se7en Championship LAP ANALYSIS

(contd.)

21	Paul CLARK	Mini
	1 - 4:31.812 6 - 1:34.938 2 - 1:41.856 7 - 1:35.909 3 - 1:36.364 8 - 1:34.553 4 - 1:33.151 9 - 1:36.850 5 - 1:39.627 10 - 1:42.074P	
22	Graeme DAVIS	Mini 7
	1 - 4:32.580 6 - 1:33.765 2 - 1:44.415 7 - 1:35.326 3 - 1:36.396 8 - 1:33.871 4 - 1:34.772 9 - 1:34.203 5 - 1:42.610 10 - 1:35.480	
23	Ricky HORNE	Mini
	1 - 4:41.742 6 - 1:35.439 2 - 1:47.046 7 - 1:35.497 3 - 1:39.746 8 - 1:37.010 4 - 1:38.430 9 - 1:38.742 5 - 1:36.515 10 - 1:41.970	
24	James BOWERS COULSON	Mini 7
	1 - 4:31.358 6 - 1:37.936 2 - 1:50.752 7 - 1:37.542 3 - 1:39.890 8 - 1:36.234 4 - 1:38.039 9 - 1:37.341 5 - 1:37.117 10 - 1:39.247	
32	Barrie STAITE	Rover Mini
	1 - 7:32.157 6 - 2:37.711P 2 - 1:53.314 3 - 1:47.159 4 - 1:50.411 5 - 1:49.780	
34	Anthony TOWEY	Mini
	1 - 4:26.825 6 - 1:35.498 2 - 1:41.786 7 - 1:35.541 3 - 1:37.732 4 - 1:34.720 5 - 1:36.127	
35	Paul SPARK	Rover Seven
	1 - 4:25.697 6 - 1:34.784 2 - 1:43.306 7 - 1:34.607 3 - 1:36.828 8 - 1:35.796 4 - 1:34.226 9 - 1:45.855 5 - 1:34.680	

Mini Se7en Championship

LAP ANALYSIS

(contd.)

37	Gareth HUNT	Mini Se7en
1 -	4:21.856	6 - 1:31.884
2 -	1:42.201	7 - 1:38.472
3 -	1:37.805	8 - 1:35.451
4 -	1:34.732	9 - 1:41.091
5 -	1:32.153	10 - 1:39.327
46	Max HUNTER	Mini
1 -	4:23.524	6 - 1:36.327
2 -	1:44.020	7 - 1:32.488
3 -	1:34.523	8 - 1:31.745
4 -	1:33.918	9 - 1:47.645P
5 -	1:32.376	
50	Ian DEVINY	Rover Mini
1 -	4:11.727	6 - 1:33.523 11 - 1:33.602
2 -	1:37.178	7 - 1:32.751
3 -	1:36.424	8 - 1:32.158
4 -	1:33.941	9 - 1:38.520
5 -	1:33.121	10 - 1:34.614
52	Nathan BURGE	Mini Altered Image Vicker
1 -	4:41.906	6 - 1:43.121
2 -	2:00.969	7 - 1:47.693
3 -	1:42.616	8 - 1:52.939
4 -	1:44.865	9 - 1:54.185
5 -	1:44.994	
53	Niven BURGE	Mini 7
1 -	4:41.335	6 - 1:32.557
2 -	2:00.360	7 - 1:32.213
3 -	1:33.782	8 - 1:31.704
4 -	1:33.175	9 - 1:41.044P
5 -	1:32.787	
60	Malcolm james KEAT	Mini Seven
1 -	4:20.448	6 - 1:37.438
2 -	1:42.339	7 - 1:37.771
3 -	1:47.150	8 - 1:36.521
4 -	1:37.686	9 - 1:38.784
5 -	1:38.067	10 - 1:40.143
71	Dick HUNTER	Mini Seven
1 -	4:18.551	6 - 1:33.733
2 -	1:38.661	7 - 1:38.404
3 -	1:34.942	8 - 1:33.581
4 -	1:35.851	9 - 1:49.851P
5 -	1:34.402	


Mini Se7en Championship LAP ANALYSIS

(contd.)

77	Tristen KNIGHT	Mini 7
1 - 4:30.262	6 - 1:39.445	
2 - 1:52.885	7 - 1:36.451	
3 - 1:39.916	8 - 1:39.123	
4 - 1:38.488	9 - 1:39.464	
5 - 1:36.513	10 - 1:39.118	
98	Mark SMITH	Rightline Mini Vickers Seven
1 - 4:41.161	6 - 1:36.137	
2 - 1:45.533	7 - 1:34.563	
3 - 1:38.205	8 - 1:33.069	
4 - 1:35.775	9 - 1:34.568	
5 - 1:35.754	10 - 1:35.284	
99	Tim JOSLYN	Rover Mini
1 - 4:43.585	6 - 1:39.015	
2 - 1:49.501	7 - 1:40.580	
3 - 1:43.033	8 - 1:37.367	
4 - 1:39.687	9 - 1:37.629	
5 - 1:39.296	10 - 1:38.744	

Mini Se7en Championship

GRID FOR RACE 1

ROW 12	52 BURGE	32 STAITE
ROW 11	99 JOSLYN	20 THOMAS
ROW 10	77 KNIGHT	60 KEAT
ROW 9	23 HORNE	24 BOWERS COULSON
ROW 8	35 SPARK	34 TOWEY
ROW 7	71 HUNTER	22 DAVIS
ROW 6	5 ASTIN	21 CLARK
ROW 5	8 ASTIN	98 SMITH
ROW 4	37 HUNT	50 DEVINY
ROW 3	46 HUNTER	1 THOMPSON
ROW 2	2 DEVINY	53 BURGE
ROW 1	3 LETTS	7 LETTS
	POLE	
		

Car 52 - FIT TRANSPONDER
Weather/Track : Bright/Drying

Donington Park
 Circuit Length = 1.9573 miles.
 Start: 11:54 End: 12:09

These results are provisional until the conclusion of any judicial and technical matters.

Clerk of Course:	Stewards:	Timekeeper:
------------------	-----------	-------------

Mini Se7en Championship

RACE 1 RESULT

POS	NO	CL	NAME	NAT	ENTRY	TIME	LAPS	GAP	MPH	BEST
1	46	S7	Max HUNTER		Mini	15:34.583	10		75.27	1:31.936
2	7	S7	Alan LETTS		Mini 7	15:35.812	10	1.229	75.17	1:32.086
3	3	S7	Geoff LETTS		Rover Mini	15:36.015	10	1.432	75.16	1:31.886
4	1	S7	Paul THOMPSON		Rover Mini	15:36.123	10	1.540	75.15	1:31.910
5	50	S7	Ian DEVINY		Rover Mini	15:42.124	10	7.541	74.67	1:32.798
6	37	S7	Gareth HUNT		Mini Se7en	15:48.030	10	13.447	74.20	1:32.626
7	5	S7	Kane ASTIN		Mini Seven	15:48.308	10	13.725	74.18	1:33.320
8	71	S7	Dick HUNTER		Mini Seven	15:51.720	10	17.137	73.92	1:33.440
9	35	S7	Paul SPARK		Rover Seven	16:02.758	10	28.175	73.07	1:34.580
10	22	S7	Graeme DAVIS		Mini 7	16:02.854	10	28.271	73.06	1:33.713
11	8	S7	Damon ASTIN		Mini Seven	16:03.159	10	28.576	73.04	1:33.432
12	24	S7	James BOWERS COULSON		Mini 7	16:03.467	10	28.884	73.01	1:34.939
13	98	S7	Mark SMITH		Rightline Mini Vickers Seven	16:03.976	10	29.393	72.98	1:33.571
14	77	S7	Tristen KNIGHT		Mini 7	16:17.621	10	43.038	71.96	1:35.127
15	34	S7	Anthony TOWEY		Mini	16:17.928	10	43.345	71.93	1:35.330
16	60	S7	Malcolm james KEAT		Mini Seven	16:25.006	10	50.423	71.42	1:36.834
17	52	S7	Nathan BURGE		Mini Altered Image Vicker	16:52.536	10	1:17.953	69.48	1:37.776

NOT CLASSIFIED

2	S7	Andrew DEVINY		Rover Mini	12:26.600	8	D.N.F.	75.35	1:31.760
21	S7	Paul CLARK		Mini	11:17.761	7	D.N.F.	72.61	1:33.614
20	S7	Darren THOMAS		Mini 7	8:16.877	5	D.N.F.	70.68	1:37.220
99	S7	Tim JOSLYN		Rover Mini	8:17.556	5	D.N.F.	70.58	1:36.635
53	S7	Niven BURGE		Mini 7	4:50.579	3	D.N.F.	72.36	1:35.646
23	S7	Ricky HORNE		Mini	4:59.936	3	D.N.F.	70.10	1:36.490

FASTEST LAP

2	S7	Andrew DEVINY		Rover Mini	1:31.760	6	76.79mph	123.58kph
---	----	---------------	--	------------	----------	---	----------	-----------

Weather/Track : Bright/Dry

These results are provisional until the conclusion of any judicial and technical matters.

Donington Park

Circuit Length = 1.9573 miles.

Start: 09:05 End: 09:21

Clerk of Course:	Stewards:	Timekeeper:
------------------	-----------	-------------

Mini Se7en Championship

LAP CHART

Lap 1			Lap 2			Lap 3			Lap 4			Lap 5		
No	Behind	Laptime	No	Behind	Laptime	No	Behind	Laptime	No	Behind	Laptime	No	Behind	Laptime
3		1:36.812	3		1:32.802	46		1:32.660	1		1:32.098	1		1:33.015
46	1.514	1:38.326	46	0.704	1:31.992	3	0.517	1:33.881	3	0.465	1:32.903	3	0.661	1:33.211
7	1.958	1:38.770	7	1.385	1:32.229	1	0.857	1:32.233	46	0.494	1:33.449	46	0.800	1:33.321
53	2.173	1:38.985	1	1.988	1:31.910	7	1.252	1:33.231	7	0.671	1:32.374	2	1.953	1:34.099
1	2.880	1:39.692	2	2.641	1:32.287	2	1.451	1:32.174	2	0.869	1:32.373	7	2.042	1:34.386
2	3.156	1:39.968	37	4.285	1:33.365	50	4.850	1:33.586	37	4.746	1:32.697	37	5.248	1:33.517
37	3.722	1:40.534	50	4.628	1:33.354	37	5.004	1:34.083	50	5.882	1:33.987	50	5.665	1:32.798
50	4.076	1:40.888	53	5.017	1:35.646	53	7.601	1:35.948	5	9.681	1:33.379	5	10.522	1:33.856
21	5.205	1:42.017	71	8.025	1:34.747	71	9.117	1:34.456	71	10.208	1:34.046	71	10.848	1:33.655
98	5.296	1:42.108	21	8.557	1:36.154	5	9.257	1:34.028	21	10.852	1:33.614	21	12.667	1:34.830
8	5.609	1:42.421	5	8.593	1:35.633	21	10.193	1:35.000	22	14.084	1:33.713	22	17.318	1:36.249
5	5.762	1:42.574	35	11.208	1:36.607	35	12.626	1:34.782	35	14.366	1:34.695	35	17.490	1:36.139
71	6.080	1:42.892	24	11.587	1:36.118	22	13.326	1:34.165	24	15.929	1:35.054	24	18.343	1:35.429
35	7.403	1:44.215	22	12.525	1:37.568	24	13.830	1:35.607	98	19.478	1:35.857	98	20.967	1:34.504
22	7.759	1:44.571	34	13.189	1:37.177	34	15.813	1:35.988	34	19.970	1:37.112	8	21.963	1:33.432
24	8.271	1:45.083	20	13.757	1:37.220	98	16.576	1:35.617	8	21.546	1:36.225	34	24.073	1:37.118
34	8.814	1:45.626	23	13.832	1:37.168	23	16.958	1:36.490	20	22.322	1:37.490	20	27.929	1:38.622
20	9.339	1:46.151	98	14.323	1:41.829	20	17.787	1:37.394	77	22.888	1:37.205	77	28.287	1:38.414
23	9.466	1:46.278	77	14.776	1:37.790	8	18.276	1:35.463	99	24.417	1:38.164	99	28.608	1:37.206
77	9.788	1:46.600	99	15.937	1:37.328	77	18.638	1:37.226	60	25.110	1:36.964	60	29.477	1:37.382
99	11.411	1:48.223	8	16.177	1:43.370	99	19.208	1:36.635	52	37.694	1:41.828	52	45.195	1:40.516
60	11.773	1:48.585	60	17.482	1:38.511	60	21.101	1:36.983						
52	12.693	1:49.505	52	20.800	1:40.909	52	28.821	1:41.385						

Mini Se7en Championship

LAP CHART

(contd.)

Lap 6			Lap 7			Lap 8			Lap 9			Lap 10		
No	Behind	Laptime	No	Behind	Laptime	No	Behind	Laptime	No	Behind	Laptime	No	Behind	Laptime
1		1:32.616	1		1:32.736	1		1:32.212	46		1:34.040	46		1:33.698
46	0.590	1:32.406	2	0.407	1:32.046	2	0.088	1:31.893	1	0.037	1:34.410	7	1.229	1:34.501
2	1.097	1:31.760	46	0.609	1:32.755	46	0.333	1:31.936	3	0.180	1:33.924	3	1.432	1:34.950
3	1.524	1:33.479	3	0.955	1:32.167	3	0.629	1:31.886	7	0.426	1:32.898	1	1.540	1:35.201
7	2.324	1:32.898	7	2.027	1:32.439	7	1.901	1:32.086	50	8.234	1:32.857	50	7.541	1:33.005
50	7.744	1:34.695	50	9.025	1:34.017	50	9.750	1:32.937	5	13.511	1:33.740	37	13.447	1:32.626
37	7.898	1:35.266	5	13.036	1:34.045	5	14.144	1:33.320	37	14.519	1:33.144	5	13.725	1:33.912
5	11.727	1:33.821	37	14.796	1:39.634	37	15.748	1:33.164	71	16.884	1:34.693	71	17.137	1:33.951
71	13.385	1:35.153	71	15.336	1:34.687	71	16.564	1:33.440	22	25.707	1:34.610	35	28.175	1:34.580
21	16.789	1:36.738	35	22.560	1:34.600	35	25.285	1:34.937	35	27.293	1:36.381	22	28.271	1:36.262
22	20.208	1:35.506	22	22.756	1:35.284	22	25.470	1:34.926	24	27.528	1:35.750	8	28.576	1:34.418
35	20.696	1:35.822	24	23.424	1:35.213	98	25.784	1:34.133	8	27.856	1:35.667	24	28.884	1:35.054
24	20.947	1:35.220	21	23.461	1:39.408	24	26.151	1:34.939	98	28.444	1:37.033	98	29.393	1:34.647
98	23.028	1:34.677	98	23.863	1:33.571	8	26.562	1:34.326	34	38.994	1:35.330	77	43.038	1:35.810
8	23.460	1:34.113	8	24.448	1:33.724	34	38.037	1:37.018	77	40.926	1:35.127	34	43.345	1:38.049
34	28.324	1:36.867	34	33.231	1:37.643	77	40.172	1:36.035	60	47.062	1:36.834	60	50.423	1:37.059
77	32.050	1:36.379	77	36.349	1:37.035	60	44.601	1:37.475	52	1:13.875	1:40.047	52	1:17.953	1:37.776
60	34.537	1:37.676	60	39.338	1:37.537	52	1:08.201	1:40.054						
52	54.309	1:41.730	52	1:00.359	1:38.786									

Dunlop Radical Enduro Championship

FREE PRACTICE

POS	NO	CL	NAME	NAT	ENTRY	TIME	LAPS	GAP	MPH
1	4	R8	QUAIFE/ATKINS		Radical SR8	1:17.309	20		91.14
2	28	R8	REYNOLDS/PADMORE		Radical SR8	1:17.750	21	0.441	90.62
3	31	R3	Nigel REDWOOD		Radical SR3	1:17.805	21	0.496	90.56
4	3	R8	INCE/KINSELLA		Radical SR8	1:18.471	24	1.162	89.79
5	30	R3	RICHARDSON/DEVLIN		Radical SR3	1:18.504	24	1.195	89.75
6	2	R8	ABBOTT/DOVE		Radical SR8	1:18.570	18	1.261	89.68
7	46	R3	Ross EDWARDS		Radical SR3	1:19.009	26	1.700	89.18
8	7	R3	STANLEY/SWIFT		Radical SR3	1:19.906	22	2.597	88.18
9	45	R3	Colin NOBLE		Radical SR3	1:20.301	23	2.992	87.74
10	13	R8	Derek JOHNSON		Radical SR8	1:20.383	21	3.074	87.65
11	65	R8	JONES/GREEN		Radical SR8	1:20.540	23	3.231	87.48
12	1	R3	Nick FOSTER		Radical SR3	1:20.868	23	3.559	87.13
13	21	R3	MILNER/O'BRIAN		Radical SR3	1:20.881	20	3.572	87.11
14	27	R3	JACKSON/JACKSON		Radical SR3	1:21.673	24	4.364	86.27
15	60	R3	James PATTERSON		Radical SR3	1:22.028	17	4.719	85.90
16	88	R3	ZWART/ZWART		Radical SR3	1:22.220	24	4.911	85.70
17	55	IN	Duncan WILLIAMS		Radical Clubsport	1:25.636	17	8.327	82.28
18	12	R3	BAILEY/TILLEY		Radical SR3	1:25.758	23	8.449	82.16
19	61	IN	Colin MILLAR		Radical SR3 Supersport	1:27.512	23	10.203	80.51
20	29	R3	Jean-lou RIHON		Radical SR3	1:27.895	20	10.586	80.16
21	62	R3	PATTERSON/CHAMBERS		Radical SR3	1:32.033	17	14.724	76.56

Cars 13, 31 + 33 - FIT TRANSPONDERS

Weather/Track : Cloudy/Damp

These results are provisional until the conclusion of any judicial and technical matters.

Donington Park

Circuit Length = 1.9573 miles.

Start: 09:21 End: 10:01

Clerk of Course:	Stewards:	Timekeeper:
------------------	-----------	-------------

Dunlop Radical Enduro Championship

LAP ANALYSIS

1	Nick FOSTER	Radical SR3							
1 -	7:37.314	6 -	1:26.143	11 -	1:23.889	16 -	1:22.396	21 -	1:20.868
2 -	1:28.785	7 -	1:24.545	12 -	1:24.345	17 -	1:34.944	22 -	1:22.658
3 -	1:26.114	8 -	1:24.497	13 -	1:22.282	18 -	1:23.239	23 -	1:21.797
4 -	1:25.290	9 -	1:34.486P	14 -	1:23.947	19 -	7:05.977		
5 -	1:24.739	10 -	3:43.028	15 -	1:23.979	20 -	1:21.500		
2	ABBOTT/DOVE	Radical SR8							
1 -	7:26.440	6 -	1:28.788P	11 -	1:20.401	16 -	1:23.152		
2 -	1:25.047	7 -	4:51.659	12 -	1:25.246P	17 -	X:00.000		
3 -	1:23.086	8 -	1:20.361	13 -	4:21.853	18 -	1:25.260		
4 -	1:21.780	9 -	1:19.131	14 -	1:25.168				
5 -	1:23.985	10 -	1:18.570	15 -	1:22.594				
3	INCE/KINSELLA	Radical SR8							
1 -	7:44.888	6 -	1:25.179	11 -	1:28.569P	16 -	1:21.045	21 -	1:19.217
2 -	1:21.743	7 -	1:32.921	12 -	5:48.548	17 -	1:21.347	22 -	1:20.303
3 -	1:24.400	8 -	1:21.058	13 -	1:20.593	18 -	4:49.072	23 -	1:19.492
4 -	1:23.289	9 -	1:18.471	14 -	1:22.632	19 -	1:22.859	24 -	1:18.694
5 -	1:19.302	10 -	1:19.407	15 -	1:22.254	20 -	1:19.727		
4	QUAIFE/ATKINS	Radical SR8							
1 -	7:20.115	6 -	1:18.808	11 -	3:04.880	16 -	1:19.327		
2 -	1:20.533	7 -	1:24.661P	12 -	1:19.773	17 -	1:17.467		
3 -	1:19.464	8 -	3:29.047	13 -	1:17.530	18 -	1:17.309		
4 -	1:24.865P	9 -	1:26.191P	14 -	1:24.381P	19 -	1:17.811		
5 -	4:10.788	10 -	4:44.576P	15 -	4:07.144	20 -	1:22.609P		
7	STANLEY/SWIFT	Radical SR3							
1 -	X:00.000	6 -	1:24.108	11 -	1:23.898	16 -	1:21.466	21 -	1:19.906
2 -	1:28.230	7 -	1:23.772	12 -	1:23.461	17 -	5:18.794	22 -	1:24.131
3 -	2:06.991	8 -	1:23.712	13 -	1:31.272	18 -	1:20.128		
4 -	1:29.312	9 -	1:38.237P	14 -	1:23.019	19 -	1:20.146		
5 -	1:25.535	10 -	2:51.520	15 -	1:25.942	20 -	1:32.191		
12	BAILEY/TILLEY	Radical SR3							
1 -	8:27.216	6 -	1:27.044	11 -	1:35.759P	16 -	1:28.432	21 -	1:26.922
2 -	1:32.704	7 -	1:26.317	12 -	3:52.248	17 -	1:27.039	22 -	1:27.263
3 -	1:28.201	8 -	1:25.946	13 -	1:35.416	18 -	4:42.700	23 -	1:27.099
4 -	1:28.435	9 -	1:26.181	14 -	1:35.040	19 -	1:28.152		
5 -	1:29.867	10 -	1:25.758	15 -	1:29.297	20 -	1:28.185		
13	Derek JOHNSON	Radical SR8							
1 -	7:33.439	6 -	1:25.771	11 -	1:23.001	16 -	1:22.517	21 -	1:20.844
2 -	1:27.561	7 -	1:25.384	12 -	1:23.217	17 -	1:20.716		
3 -	1:26.460	8 -	1:34.118P	13 -	1:21.419	18 -	1:20.383		
4 -	1:26.962	9 -	3:48.132	14 -	1:25.244	19 -	1:21.116		
5 -	1:26.713	10 -	1:24.172	15 -	1:23.070	20 -	9:24.869		

Dunlop Radical Enduro Championship

LAP ANALYSIS

(contd.)

21	MILNER/O'BRIAN	Radical SR3							
1 -	8:02.873	6 -	1:36.494P	11 -	1:22.341	16 -	1:28.823		
2 -	1:26.965	7 -	5:35.188	12 -	1:20.881	17 -	1:23.636		
3 -	1:23.306	8 -	1:25.578	13 -	1:21.628	18 -	1:35.942		
4 -	1:24.738	9 -	1:23.432	14 -	1:24.744P	19 -	1:21.850		
5 -	1:22.892	10 -	1:21.799	15 -	8:37.700	20 -	1:21.022		
27	JACKSON/JACKSON	Radical SR3							
1 -	7:27.312	6 -	1:24.555	11 -	1:30.069	16 -	1:29.867	21 -	1:33.686
2 -	1:25.260	7 -	1:21.908	12 -	1:29.722	17 -	1:28.025	22 -	1:27.604
3 -	1:31.439	8 -	1:23.344	13 -	1:29.944	18 -	1:27.952	23 -	1:26.651
4 -	1:22.159	9 -	1:26.213P	14 -	1:28.199	19 -	4:58.406	24 -	1:26.977
5 -	1:21.673	10 -	3:37.104	15 -	1:28.802	20 -	1:31.570		
28	REYNOLDS/PADMORE	Radical SR8							
1 -	7:17.021	6 -	1:26.381P	11 -	1:28.704	16 -	1:21.871	21 -	1:24.779
2 -	1:18.752	7 -	4:07.189	12 -	1:27.662	17 -	5:46.930		
3 -	1:17.750	8 -	1:26.962	13 -	1:24.284	18 -	1:23.067		
4 -	1:18.526	9 -	1:25.137P	14 -	1:26.236	19 -	1:26.610		
5 -	1:17.826	10 -	5:45.703	15 -	1:21.413	20 -	1:25.091		
29	Jean-lou RIHON	Radical SR3							
1 -	X:00.000	6 -	1:31.245	11 -	1:28.907	16 -	1:31.352		
2 -	1:33.739	7 -	1:34.413	12 -	1:28.042	17 -	8:22.206		
3 -	1:30.207	8 -	1:30.072	13 -	1:31.225	18 -	1:30.438		
4 -	1:29.453	9 -	1:27.895	14 -	1:28.101	19 -	1:31.949		
5 -	1:28.189	10 -	1:31.520	15 -	1:30.396	20 -	1:30.748		
30	RICHARDSON/DEVLIN	Radical SR3							
1 -	8:29.908	6 -	1:24.895	11 -	1:26.215	16 -	1:19.905	21 -	1:18.528
2 -	1:26.298	7 -	1:22.277	12 -	1:21.048	17 -	1:20.153	22 -	1:18.504
3 -	1:37.343	8 -	1:27.740P	13 -	1:20.490	18 -	1:19.267	23 -	1:21.263
4 -	1:25.124	9 -	2:00.270	14 -	1:27.160P	19 -	4:27.277	24 -	1:19.221
5 -	1:22.715	10 -	1:21.325	15 -	3:14.612	20 -	1:22.246		
31	Nigel REDWOOD	Radical SR3							
1 -	9:25.360	6 -	2:54.255P	11 -	1:19.722	16 -	2:34.718	21 -	1:23.814P
2 -	1:22.883	7 -	2:09.257	12 -	1:30.309P	17 -	4:13.798		
3 -	1:21.836	8 -	1:21.040	13 -	2:49.135	18 -	1:22.120		
4 -	1:22.204	9 -	1:20.575	14 -	1:20.651	19 -	1:18.532		
5 -	1:21.564	10 -	1:23.497	15 -	1:25.220P	20 -	1:17.805		
45	Colin NOBLE	Radical SR3							
1 -	8:30.342	6 -	1:26.567	11 -	1:23.370	16 -	1:26.971P	21 -	1:20.440
2 -	1:26.772	7 -	1:25.689	12 -	1:25.125	17 -	4:40.337	22 -	1:21.369
3 -	1:25.481	8 -	1:23.429	13 -	1:22.101	18 -	5:45.032	23 -	1:20.301
4 -	1:25.228	9 -	1:23.113	14 -	1:24.361	19 -	1:22.567		
5 -	1:23.825	10 -	1:24.468	15 -	1:22.683	20 -	1:20.687		

Dunlop Radical Enduro Championship

LAP ANALYSIS

(contd.)

46	Ross EDWARDS	Radical SR3				
1 - 7:36.778	6 - 1:29.960P	11 - 1:21.392	16 - 1:21.772	21 - 3:59.703	26 - 1:19.009	
2 - 1:28.753	7 - 2:42.803	12 - 1:21.563	17 - 1:22.787	22 - 1:21.687		
3 - 1:26.335	8 - 1:22.423	13 - 1:22.886	18 - 1:20.148	23 - 1:20.063		
4 - 1:25.120	9 - 1:21.965	14 - 1:21.886	19 - 1:19.951	24 - 1:19.436		
5 - 1:24.926	10 - 1:21.179	15 - 1:22.481	20 - 1:23.132	25 - 1:20.165		
55	Duncan WILLIAMS	Radical Clubsport				
1 - X:00.000	6 - 1:29.511	11 - 1:28.632	16 - 1:25.636			
2 - 1:34.623	7 - 1:28.056	12 - 5:09.517	17 - 1:27.241			
3 - 1:31.253	8 - 1:29.842	13 - 1:26.811				
4 - 1:29.429	9 - 1:36.199P	14 - 1:26.975				
5 - 1:30.372	10 - 5:45.827	15 - 1:26.974				
60	James PATTERSON	Radical SR3				
1 - X:00.000	6 - 3:36.951	11 - 1:27.313	16 - 1:22.028			
2 - 1:31.854	7 - 1:26.620	12 - 1:24.743	17 - 1:32.256P			
3 - 1:30.911	8 - 1:26.077	13 - 1:25.056				
4 - 1:28.482	9 - 1:24.539	14 - 1:23.201				
5 - 1:36.603P	10 - 1:24.729	15 - 1:22.511				
61	Colin MILLAR	Radical SR3 Supersport				
1 - 9:54.261	6 - 1:34.067	11 - 1:29.635	16 - 1:30.965	21 - 1:27.512		
2 - 1:36.606	7 - 1:31.004	12 - 1:30.691	17 - 1:30.115	22 - 1:28.674		
3 - 1:33.534	8 - 1:32.100	13 - 1:30.052	18 - 4:57.752	23 - 1:28.054		
4 - 1:31.966	9 - 1:30.638	14 - 1:29.986	19 - 1:28.842			
5 - 1:31.389	10 - 1:29.931	15 - 1:32.513	20 - 1:32.415			
62	PATTERSON/CHAMBERS	Radical SR3				
1 - X:00.000	6 - 1:36.908	11 - 1:36.894	16 - 1:33.404			
2 - 1:39.102	7 - 1:44.118P	12 - 1:33.453	17 - 1:32.033			
3 - 1:35.749	8 - 3:55.069	13 - 1:33.970				
4 - 1:37.741	9 - 1:42.842	14 - 7:18.622				
5 - 1:36.365	10 - 1:41.169	15 - 1:35.356				
65	JONES/GREEN	Radical SR8				
1 - 7:34.177	6 - 2:47.790	11 - 1:22.575	16 - 1:25.474	21 - 1:23.318		
2 - 1:28.454	7 - 1:26.224	12 - 1:22.361	17 - 1:22.361	22 - 1:20.540		
3 - 1:25.304	8 - 1:25.216	13 - 1:34.779P	18 - 5:14.187	23 - 1:20.932		
4 - 1:26.088	9 - 1:24.034	14 - 3:41.695	19 - 1:23.576			
5 - 1:32.311P	10 - 1:24.677	15 - 1:23.739	20 - 1:26.404			
88	ZWART/ZWART	Radical SR3				
1 - 7:47.598	6 - 1:29.212	11 - 1:27.568	16 - 1:27.391	21 - 1:26.428		
2 - 1:31.302	7 - 1:28.682	12 - 1:25.732	17 - 1:23.654	22 - 1:23.571		
3 - 1:31.449	8 - 1:27.911	13 - 1:25.989	18 - 1:24.581	23 - 1:23.491		
4 - 1:47.138	9 - 1:26.239	14 - 1:25.021	19 - 1:25.086	24 - 1:22.220		
5 - 1:30.284	10 - 1:25.339	15 - 1:27.132	20 - 6:26.805			

Dunlop Radical Enduro Championship

QUALIFYING FOR RACE 2

POS	NO	CL	NAME	NAT	ENTRY	TIME	LAPS	GAP	MPH
1	3	R8	INCE/KINSELLA		Radical SR8	1:05.148	20		108.15
2	28	R8	REYNOLDS/PADMORE		Radical SR8	1:05.633	22	0.485	107.35
3	4	R8	QUAIFE/ATKINS		Radical SR8	1:05.639	21	0.491	107.34
4	13	R8	Derek JOHNSON		Radical SR8	1:06.263	15	1.115	106.33
5	2	R8	ABBOTT/DOVE		Radical SR8	1:06.470	23	1.322	106.00
6	65	R8	JONES/GREEN		Radical SR8	1:07.546	21	2.398	104.31
7	31	R3	REDWOOD/MORTIMER		Radical SR3	1:07.859	19	2.711	103.83
8	55	IN	Duncan WILLIAMS		Radical Clubsport	1:07.936	18	2.788	103.71
9	88	R3	ZWART/ZWART		Radical SR3	1:08.042	23	2.894	103.55
10	30	R3	RICHARDSON/DUNN		Radical SR3	1:08.575	22	3.427	102.75
11	21	R3	MILNER/O'BRIAN		Radical SR3	1:08.627	21	3.479	102.67
12	27	R3	JACKSON/JACKSON		Radical SR3	1:08.756	22	3.608	102.48
13	60	R3	James PATTERSON		Radical SR3	1:08.912	21	3.764	102.25
14	7	R3	STANLEY/SWIFT		Radical SR3	1:09.400	20	4.252	101.53
15	46	R3	Ross EDWARDS		Radical SR3	1:09.949	12	4.801	100.73
16	45	R3	Colin NOBLE		Radical SR3	1:10.286	12	5.138	100.25
17	1	R3	Nick FOSTER		Radical SR3	1:10.364	20	5.216	100.14
18	23	IN	Simon TILLING		Radical Prosport	1:11.955	24	6.807	97.92
19	12	R3	BAILEY/TILLEY		Radical SR3	1:11.968	20	6.820	97.90
20	61	IN	Colin MILLAR		Radical SR3 Supersport	1:12.284	23	7.136	97.48
21	29	R3	Jean-lou RIHON		Radical SR3	1:14.824	15	9.676	94.17
22	62	R3	PATTERSON/CHAMBERS		Radical SR3	1:15.982	20	10.834	92.73

Weather/Track : Cloudy/Dry

These results are provisional until the conclusion of any judicial and technical matters.

Donington Park
Circuit Length = 1.9573 miles.
Start: 12:24 End: 12:54

Clerk of Course:	Stewards:	Timekeeper:
------------------	-----------	-------------

Dunlop Radical Enduro Championship

LAP ANALYSIS

1	Nick FOSTER	Radical SR3			
1 -	X:00.000	6 - 1:11.075	11 - 1:12.801	16 - 1:10.364	
2 -	1:14.838	7 - 1:11.381	12 - 1:10.485	17 - 1:10.496	
3 -	1:15.195	8 - 1:11.063	13 - 1:10.528	18 - 1:10.415	
4 -	1:14.427	9 - 1:15.427P	14 - 1:10.725	19 - 1:10.429	
5 -	1:11.834	10 - 4:51.252	15 - 1:17.725	20 - 1:13.079P	
2	ABBOTT/DOVE	Radical SR8			
1 -	X:00.000	6 - 2:20.608	11 - 1:10.319P	16 - 1:08.094	21 - 1:07.801
2 -	1:20.949	7 - 1:08.141	12 - 3:06.795	17 - 1:08.757	22 - 1:07.192
3 -	1:14.784	8 - 1:09.288	13 - 1:08.663	18 - 1:08.029	23 - 1:06.470
4 -	1:12.072	9 - 1:07.794	14 - 1:07.741	19 - 1:07.335	
5 -	1:12.515P	10 - 1:07.896	15 - 1:07.343	20 - 1:08.009	
3	INCE/KINSELLA	Radical SR8			
1 -	X:00.000	6 - 1:08.408	11 - 1:05.884	16 - 1:06.339	
2 -	1:14.701	7 - 1:06.585	12 - 1:09.852	17 - 1:10.519	
3 -	1:10.899	8 - 1:18.815P	13 - 1:09.962	18 - 1:06.147	
4 -	1:08.233	9 - 2:28.194	14 - 1:05.305	19 - 1:05.148	
5 -	1:10.788	10 - 1:06.886	15 - 1:05.294	20 - 1:20.590P	
4	QUAIFE/ATKINS	Radical SR8			
1 -	X:00.000	6 - 1:12.889P	11 - 1:07.522	16 - 1:06.644	21 - 1:05.971
2 -	1:17.728	7 - 5:40.098	12 - 1:06.606	17 - 1:06.476	
3 -	1:11.102	8 - 1:10.913	13 - 1:10.639P	18 - 1:06.099	
4 -	1:06.671	9 - 1:16.390P	14 - 2:26.303	19 - 1:06.866	
5 -	1:05.639	10 - 1:24.829	15 - 1:06.899	20 - 1:05.975	
7	STANLEY/SWIFT	Radical SR3			
1 -	X:00.000	6 - 1:11.219	11 - 1:10.771	16 - 1:09.729	
2 -	1:16.242	7 - 1:16.701	12 - 1:15.318P	17 - 1:10.609	
3 -	1:15.195	8 - 1:11.528	13 - 4:14.572	18 - 1:09.561	
4 -	1:12.761	9 - 1:14.801P	14 - 1:18.243	19 - 1:09.400	
5 -	1:12.287	10 - 2:49.574	15 - 1:15.334	20 - 1:09.436	
12	BAILEY/TILLEY	Radical SR3			
1 -	X:00.000	6 - 1:13.540	11 - 1:22.358P	16 - 1:23.597P	
2 -	1:23.043	7 - 1:12.388	12 - 2:58.021	17 - 4:04.650	
3 -	1:17.692	8 - 1:12.236	13 - 1:15.171	18 - 1:14.635	
4 -	1:15.068	9 - 1:12.687	14 - 1:14.365	19 - 1:13.992	
5 -	1:13.385	10 - 1:12.627	15 - 1:13.192	20 - 1:11.968	
13	Derek JOHNSON	Radical SR8			
1 -	X:00.000	6 - 1:13.656P	11 - 9:47.595		
2 -	1:15.382	7 - 3:11.227	12 - 1:07.101		
3 -	1:10.423	8 - 1:07.252	13 - 1:07.066		
4 -	1:08.724	9 - 1:06.263	14 - 1:06.778		
5 -	1:08.568	10 - 1:13.089P	15 - 1:06.700		

Dunlop Radical Enduro Championship

LAP ANALYSIS

(contd.)

21	MILNER/O'BRIAN	Radical SR3			
1 - X:00.000	6 - 1:12.278	11 - 3:33.324	16 - 1:08.627	21 - 1:12.260	
2 - 1:18.513	7 - 1:15.845	12 - 1:10.429	17 - 1:08.830		
3 - 1:14.231	8 - 1:11.080	13 - 1:11.797	18 - 1:23.136		
4 - 1:14.608	9 - 1:10.718	14 - 1:13.451	19 - 1:08.712		
5 - 1:11.969	10 - 2:45.633P	15 - 1:09.370	20 - 1:10.248		
23	Simon TILLING	Radical Prosport			
1 - X:00.000	6 - 1:16.007	11 - 1:12.859	16 - 1:13.346	21 - 1:11.955	
2 - 1:23.567	7 - 1:17.416	12 - 1:15.107	17 - 1:13.634	22 - 1:13.104	
3 - 1:17.973	8 - 1:14.791	13 - 1:14.037	18 - 1:12.851	23 - 1:13.147	
4 - 1:22.414	9 - 1:13.634	14 - 1:14.694	19 - 1:12.532	24 - 1:12.383	
5 - 1:16.373	10 - 1:16.646	15 - 1:13.025	20 - 1:13.026		
27	JACKSON/JACKSON	Radical SR3			
1 - X:00.000	6 - 1:11.395	11 - 1:10.049	16 - 1:11.006	21 - 1:14.229P	
2 - 1:24.764	7 - 1:10.632	12 - 1:08.756	17 - 1:11.247	22 - 2:23.666	
3 - 1:23.332	8 - 1:10.003	13 - 1:10.958	18 - 1:11.885		
4 - 1:28.393P	9 - 1:09.167	14 - 1:09.725	19 - 1:09.757		
5 - 2:40.441	10 - 1:09.237	15 - 1:11.012	20 - 1:11.882		
28	REYNOLDS/PADMORE	Radical SR8			
1 - X:00.000	6 - 1:20.089	11 - 1:09.830	16 - 1:09.409	21 - 1:05.921	
2 - 1:18.098	7 - 1:23.102	12 - 1:06.129	17 - 1:05.690	22 - 1:31.776P	
3 - 1:11.832	8 - 1:16.317P	13 - 1:15.345P	18 - 1:05.633		
4 - 1:12.623	9 - 2:18.827	14 - 2:27.461	19 - 1:18.604		
5 - 1:10.464	10 - 1:11.902	15 - 1:07.072	20 - 1:13.006		
29	Jean-lou RIHON	Radical SR3			
1 - X:00.000	6 - 1:16.395	11 - 2:21.247			
2 - 1:28.039	7 - 1:15.938	12 - 1:20.209			
3 - 1:19.920	8 - 1:14.824	13 - 1:16.796			
4 - 1:17.437	9 - 1:15.078	14 - 1:14.890			
5 - 1:19.289	10 - 2:19.686P	15 - 1:45.275			
30	RICHARDSON/DUNN	Radical SR3			
1 - X:00.000	6 - 1:11.445	11 - 2:39.022	16 - 1:08.575	21 - 1:08.661	
2 - 1:15.197	7 - 1:09.822	12 - 1:11.194	17 - 1:11.423	22 - 1:18.973P	
3 - 1:18.514P	8 - 1:09.842	13 - 1:09.919	18 - 1:12.305		
4 - 2:16.633	9 - 1:09.640	14 - 1:11.853	19 - 1:11.259		
5 - 1:11.081	10 - 1:15.757P	15 - 1:09.325	20 - 1:12.265		
31	REDWOOD/MORTIMER	Radical SR3			
1 - X:00.000	6 - 1:08.626	11 - 1:12.278	16 - 1:07.859		
2 - 1:12.942	7 - 1:24.619	12 - 1:09.519	17 - 1:07.994		
3 - 1:11.006	8 - 1:09.256	13 - 1:08.943	18 - 1:15.522		
4 - 1:09.455	9 - 1:14.857P	14 - 1:09.085	19 - 1:24.146P		
5 - 1:17.520	10 - 4:06.657	15 - 1:15.090			

Dunlop Radical Enduro Championship

LAP ANALYSIS

(contd.)

45	Colin NOBLE	Radical SR3			
1 - X:00.000	6 - 1:11.837	11 - 1:10.286			
2 - 1:19.063	7 - 1:13.929	12 - 3:35.901P			
3 - 1:12.937	8 - 1:11.331				
4 - 1:12.797	9 - 1:10.554				
5 - 1:11.371	10 - 1:10.504				
46	Ross EDWARDS	Radical SR3			
1 - X:00.000	6 - 1:11.079	11 - 1:10.208			
2 - 1:18.452	7 - 1:09.949	12 - 1:16.733			
3 - 1:13.985	8 - 1:15.331P				
4 - 1:19.495P	9 - 1:23.756				
5 - 2:38.109	10 - 1:10.520				
55	Duncan WILLIAMS	Radical Clubsport			
1 - X:00.000	6 - 1:08.936	11 - 1:08.698	16 - 1:09.182		
2 - 1:13.885	7 - 1:09.237	12 - 1:12.879	17 - 1:10.916		
3 - 1:10.716	8 - 1:22.354P	13 - 1:07.936	18 - 1:11.691		
4 - 1:16.233	9 - 2:48.505P	14 - 1:20.973P			
5 - 1:09.634	10 - 3:09.101	15 - 5:23.082			
60	James PATTERSON	Radical SR3			
1 - X:00.000	6 - 1:12.045	11 - 1:10.187	16 - 1:15.124	21 - 1:08.912	
2 - 1:21.548	7 - 1:11.336	12 - 1:12.890	17 - 1:10.014		
3 - 1:14.361	8 - 1:11.003	13 - 1:09.990	18 - 1:10.726		
4 - 1:14.303	9 - 1:10.321	14 - 1:23.525P	19 - 1:09.232		
5 - 1:13.247	10 - 1:09.663	15 - 5:23.892	20 - 1:10.584		
61	Colin MILLAR	Radical SR3 Supersport			
1 - X:00.000	6 - 1:17.566	11 - 1:17.365	16 - 1:15.319	21 - 1:12.600	
2 - 1:25.111	7 - 1:16.934	12 - 1:14.154	17 - 1:13.127	22 - 1:12.623	
3 - 1:25.243	8 - 1:15.514	13 - 1:15.144	18 - 1:12.837	23 - 1:12.284	
4 - 1:19.780	9 - 1:15.716	14 - 1:14.861	19 - 1:13.140		
5 - 1:18.461	10 - 1:15.583	15 - 1:17.843	20 - 1:14.326		
62	PATTERSON/CHAMBERS	Radical SR3			
1 - X:00.000	6 - 1:23.502	11 - 1:31.964P	16 - 1:19.764		
2 - 1:27.803	7 - 1:22.350	12 - 3:14.672	17 - 1:18.566		
3 - 1:30.946	8 - 1:22.686	13 - 1:22.734	18 - 1:17.320		
4 - 1:24.204	9 - 1:22.335	14 - 1:20.521	19 - 1:17.424		
5 - 1:23.273	10 - 1:26.877	15 - 1:19.727	20 - 1:15.982		
65	JONES/GREEN	Radical SR8			
1 - X:00.000	6 - 2:05.442	11 - 1:07.565	16 - 1:08.635	21 - 1:13.782P	
2 - 1:19.331	7 - 1:09.826	12 - 1:16.678P	17 - 1:08.805		
3 - 1:13.126	8 - 1:09.322	13 - 2:23.839	18 - 1:10.695		
4 - 1:10.487	9 - 1:08.240	14 - 1:08.489	19 - 1:07.546		
5 - 1:14.165P	10 - 1:08.632	15 - 1:09.230	20 - 1:10.389		

Dunlop Radical Enduro Championship


LAP ANALYSIS

(contd.)

88	ZWART/ZWART	Radical SR3				
1 - X:00.000	6 - 1:10.792	11 - 1:16.874P	16 - 1:13.047	21 - 1:11.292		
2 - 1:27.714	7 - 1:08.912	12 - 2:50.215	17 - 1:10.851	22 - 1:10.362		
3 - 1:11.968	8 - 1:20.290	13 - 1:12.731	18 - 1:11.725	23 - 1:09.664		
4 - 1:49.536	9 - 1:08.623	14 - 1:13.148	19 - 1:10.844			
5 - 1:10.207	10 - 1:08.042	15 - 1:11.967	20 - 1:09.427			

Dunlop Radical Enduro Championship

GRID FOR RACE 2

ROW 11	29 RIHON	62 PATTERSON/CHAMBERS
ROW 10	12 BAILEY/TILLEY	61 MILLAR
ROW 9	1 FOSTER	23 TILLING
ROW 8	46 EDWARDS	45 NOBLE
ROW 7	60 PATTERSON	7 STANLEY/SWIFT
ROW 6	21 MILNER/O'BRIAN	27 JACKSON/JACKSON
ROW 5	88 ZWART/ZWART	30 RICHARDSON/DUNN
ROW 4	31 REDWOOD/MORTIMER	55 WILLIAMS
ROW 3	2 ABBOTT/DOVE	65 JONES/GREEN
ROW 2	4 QUAIFE/ATKINS	13 JOHNSON
ROW 1	3 INCE/KINSELLA	28 REYNOLDS/PADMORE
POLE		
		

Weather/Track : Cloudy/Dry

These results are provisional until the conclusion of any judicial and technical matters.

Donington Park
 Circuit Length = 1.9573 miles.
 Start: 12:24 End: 12:54

Clerk of Course:	Stewards:	Timekeeper:
------------------	-----------	-------------

Dunlop Radical Enduro Championship

RACE 2 RESULT

POS	NO	CL	NAME	NAT	ENTRY	TIME	LAPS	GAP	MPH	BEST
1	3	R8	INCE/KINSELLA		Radical SR8	41:09.071	35		99.83	1:07.217
2	2	R8	ABBOTT/DOVE		Radical SR8	41:17.327	35	8.256	99.50	1:07.289
3	31	R3	REDWOOD/MORTIMER		Radical SR3	41:56.655	35	47.584	97.95	1:07.928
4	30	R3	RICHARDSON/DUNN		Radical SR3	42:07.055	35	57.984	97.54	1:08.081
5	65	R8	JONES/GREEN		Radical SR8	41:11.804	34	1 LAP	96.87	1:08.203
6	1	R3	Nick FOSTER		Radical SR3	41:28.579	34	1 LAP	96.22	1:10.211
7	7	R3	STANLEY/SWIFT		Radical SR3	41:29.383	34	1 LAP	96.19	1:09.762
8	88	R3	ZWART/ZWART		Radical SR3	41:45.689	34	1 LAP	95.56	1:08.664
9	46	R3	Ross EDWARDS		Radical SR3	41:54.604	34	1 LAP	95.22	1:09.799
10	61	IN	Colin MILLAR		Radical SR3 Supersport	41:59.638	33	2 LAPS	92.24	1:11.480
11	27	R3	JACKSON/JACKSON		Radical SR3	41:35.756	32	3 LAPS	90.30	1:09.919
12	13	R8	Derek JOHNSON		Radical SR8	41:16.628	31	4 LAPS	88.15	1:07.195
13	23	IN	Simon TILLING		Radical Prosport	39:33.136	30	5 LAPS	89.02	1:13.278

NOT CLASSIFIED

28	R8	REYNOLDS/PADMORE		Radical SR8	30:23.791	24	D.N.F.	92.66	1:06.065
60	R3	James PATTERSON		Radical SR3	27:05.834	22	D.N.F.	95.27	1:09.576
12	R3	BAILEY/TILLEY		Radical SR3	22:34.344	18	D.N.F.	93.56	1:12.913
4	R8	QUAIFE/ATKINS		Radical SR8	13:37.428	12	D.N.F.	103.30	1:06.356
29	R3	Jean-lou RIHON		Radical SR3	30:23.024	11	D.N.F.	42.45	1:18.185
55	IN	Duncan WILLIAMS		Radical Clubsport	26:38.286	9	D.N.F.	39.60	1:10.379
62	R3	PATTERSON/CHAMBERS		Radical SR3	13:51.374	8	D.N.F.	67.66	1:20.086
21	R3	MILNER/O'BRIAN		Radical SR3	1:21.250	1	D.N.F.	85.35	1:21.250

FASTEST LAP

28	R8	REYNOLDS/PADMORE		Radical SR8	1:06.065	21	106.65mph	171.64kph
31	R3	REDWOOD/MORTIMER		Radical SR3	1:07.928	18	103.73mph	166.93kph
55	IN	Duncan WILLIAMS		Radical Clubsport	1:10.379	4	100.11mph	161.12kph

Weather/Track : Bright/Dry

These results are provisional until the conclusion of any judicial and technical matters.

Donington Park
Circuit Length = 1.9573 miles.
Start: 09:38 End: 10:20

Clerk of Course:	Stewards:	Timekeeper:
------------------	-----------	-------------

Dunlop Radical Enduro Championship

LAP CHART

Lap 1			Lap 2			Lap 3			Lap 4			Lap 5		
No	Behind	Laptime	No	Behind	Laptime	No	Behind	Laptime	No	Behind	Laptime	No	Behind	Laptime
3		1:14.510	4		1:10.172	4		1:08.584	4		1:08.433	4		1:08.014
4	0.323	1:14.833	2	0.782	1:10.556	2	1.456	1:09.258	2	1.685	1:08.662	2	1.956	1:08.285
2	0.721	1:15.231	3	1.801	1:12.296	3	2.689	1:09.472	3	2.618	1:08.362	3	2.565	1:07.961
28	2.458	1:16.968	28	3.984	1:12.021	28	7.244	1:11.844	28	9.578	1:10.767	28	12.867	1:11.303
31	2.923	1:17.433	31	4.172	1:11.744	31	7.474	1:11.886	31	9.822	1:10.781	31	12.993	1:11.185
88	3.549	1:18.059	88	4.636	1:11.582	88	7.552	1:11.500	88	10.188	1:11.069	88	13.300	1:11.126
30	4.695	1:19.205	30	6.019	1:11.819	30	8.408	1:10.973	30	10.663	1:10.688	30	13.943	1:11.294
27	4.947	1:19.457	27	6.528	1:12.076	27	8.786	1:10.842	27	11.328	1:10.975	7	17.066	1:11.064
7	5.961	1:20.471	7	7.954	1:12.488	7	11.293	1:11.923	7	14.016	1:11.156	46	19.179	1:10.572
21	6.740	1:21.250	46	10.356	1:13.233	46	13.730	1:11.958	46	16.621	1:11.324	55	2 LAPS	2:47.578
46	7.618	1:22.128	1	11.806	1:13.988	1	15.608	1:12.386	1	19.120	1:11.945	1	23.029	1:11.923
60	7.787	1:22.297	60	12.345	1:15.053	60	16.580	1:12.819	60	20.872	1:12.725	60	24.079	1:11.221
1	8.313	1:22.823	65	19.279	1:12.788	65	21.920	1:11.225	65	24.350	1:10.863	65	26.991	1:10.655
12	13.587	1:28.097	12	19.865	1:16.773	12	26.605	1:15.324	12	32.802	1:14.630	27	30.986	1:27.672
23	14.191	1:28.701	23	20.964	1:17.268	23	28.976	1:16.596	23	35.986	1:15.443	12	38.469	1:13.681
61	15.014	1:29.524	61	23.047	1:18.528	61	30.973	1:16.510	61	38.491	1:15.951	23	43.422	1:15.450
29	16.575	1:31.085	29	24.265	1:18.185	29	39.329	1:23.648	62	56.852	1:20.236	61	45.486	1:15.009
65	16.986	1:31.496	62	32.860	1:21.158	62	45.049	1:20.773	13	1 LAP	1:10.097	13	1 LAP	1:11.867
62	22.197	1:36.707	55	59.191	1:43.109P	13	1 LAP	2:55.755	29	1:04.429	1:33.533P			
13	23.118	1:37.628P												
55	26.577	1:41.087P												

Dunlop Radical Enduro Championship

LAP CHART

(contd.)

Lap 6			Lap 7			Lap 8			Lap 9			Lap 10		
No	Behind	Laptime	No	Behind	Laptime	No	Behind	Laptime	No	Behind	Laptime	No	Behind	Laptime
4		1:06.715	4		1:06.639	4		1:06.903	4		1:06.356	4		1:07.033
62	1 LAP	1:20.086	2	4.696	1:08.019	13	2 LAPS	1:08.189	61	1 LAP	1:13.928	23	1 LAP	1:13.769
2	3.316	1:08.075	3	5.223	1:07.850	2	5.082	1:07.289	13	2 LAPS	1:09.246	13	2 LAPS	1:10.385
3	4.012	1:08.162	62	1 LAP	1:20.543	3	6.009	1:07.689	2	6.494	1:07.768	2	7.313	1:07.852
31	15.824	1:09.546	31	18.149	1:08.964	31	20.265	1:09.019	3	7.273	1:07.620	61	1 LAP	1:14.675
28	17.213	1:11.061	88	20.455	1:09.612	88	24.410	1:10.858	62	2 LAPS	2:09.013P	3	9.528	1:09.288
88	17.482	1:10.897	28	21.659	1:11.085	28	32.783	1:18.027	31	22.584	1:08.675	31	24.299	1:08.748
30	18.140	1:10.912	30	21.946	1:10.445	30	32.974	1:17.931	88	27.445	1:09.391	88	29.753	1:09.341
7	21.470	1:11.119	46	26.145	1:10.521	7	33.167	1:13.820	28	36.812	1:10.385	28	39.918	1:10.139
46	22.263	1:09.799	7	26.250	1:11.419	65	36.733	1:10.586	30	37.053	1:10.435	30	40.706	1:10.686
55	2 LAPS	1:10.379	55	2 LAPS	1:10.379	1	37.216	1:12.216	7	38.424	1:11.613	65	41.136	1:08.435
1	27.381	1:11.067	1	31.903	1:11.161	60	39.630	1:14.000	65	39.734	1:09.357	7	41.546	1:10.155
60	28.032	1:10.668	60	32.533	1:11.140	29	3 LAPS	4:03.540	1	41.723	1:10.863	1	45.489	1:10.799
65	30.387	1:10.111	65	33.050	1:09.302	55	2 LAPS	1:19.454P	60	44.190	1:10.916	60	47.620	1:10.463
27	34.717	1:10.446	27	38.201	1:10.123	27	41.463	1:10.165	27	45.409	1:10.302	27	48.528	1:10.152
12	45.074	1:13.320	12	53.070	1:14.635	46	42.995	1:23.753	46	50.230	1:13.591	46	55.434	1:12.237
23	51.534	1:14.827	23	58.916	1:14.021	12	59.539	1:13.372	29	3 LAPS	1:22.060			
61	52.874	1:14.103	61	1:00.473	1:14.238	23	1:05.998	1:13.985	12	1:06.738	1:13.555			
13	1 LAP	1:07.205												

Dunlop Radical Enduro Championship

LAP CHART

(contd.)

Lap 11			Lap 12			Lap 13			Lap 14			Lap 15		
No	Behind	Laptime	No	Behind	Laptime	No	Behind	Laptime	No	Behind	Laptime	No	Behind	Laptime
4		1:06.752	4		1:06.994	2		1:08.163	3		1:10.069	3		1:09.732
12	1 LAP	1:13.503	2	10.685	1:08.906	3	2.259	1:07.927	2	3.089	1:15.417	2	1.312	1:07.955
2	8.773	1:08.212	3	13.180	1:08.411	12	1 LAP	1:13.176	12	1 LAP	1:21.701	31	20.470	1:09.846
29	4 LAPS	1:28.368P	62	4 LAPS	3:22.858P	23	1 LAP	1:13.485	23	1 LAP	1:17.150	12	1 LAP	1:13.775
3	11.763	1:08.987	12	1 LAP	1:14.669	61	1 LAP	1:12.527	31	20.356	1:12.479	88	23.407	1:10.616
23	1 LAP	1:14.480	23	1 LAP	1:13.643	31	20.205	1:09.632	61	1 LAP	1:17.701	23	1 LAP	1:14.366
13	2 LAPS	1:15.134P	61	1 LAP	1:13.073	88	25.641	1:10.434	88	22.523	1:09.210	61	1 LAP	1:13.434
61	1 LAP	1:14.233	31	29.421	1:09.777	28	1 LAP	1:12.946	28	1 LAP	1:11.354	28	1 LAP	1:10.283
31	26.638	1:09.091	28	1 LAP	2:07.528	65	37.217	1:09.797	65	34.227	1:09.338	65	33.101	1:08.606
88	32.028	1:09.027	88	34.055	1:09.021	30	38.433	1:09.992	7	36.675	1:09.980	7	37.057	1:10.114
65	44.106	1:09.722	65	46.268	1:09.156	7	39.023	1:09.876	30	42.327	1:16.222	30	42.776	1:10.181
30	44.740	1:10.786	30	47.289	1:09.543	60	46.223	1:10.759	60	44.150	1:10.255	60	44.009	1:09.591
7	45.227	1:10.433	7	47.995	1:09.762	27	46.588	1:10.526	27	44.848	1:10.588	27	45.282	1:10.166
1	49.230	1:10.493	1	52.860	1:10.624	1	46.634	1:12.622	1	45.885	1:11.579	1	46.915	1:10.762
60	51.077	1:10.209	60	54.312	1:10.229	13	3 LAPS	3:08.369	13	3 LAPS	1:09.587	13	3 LAPS	1:08.717
27	51.814	1:10.038	27	54.910	1:10.090	46	58.328	1:12.441	46	1:01.884	1:15.884	46	1:03.720	1:11.568
46	1:00.456	1:11.774	46	1:04.735	1:11.273				29	6 LAPS	4:35.586			

Dunlop Radical Enduro Championship

LAP CHART

(contd.)

Lap 16			Lap 17			Lap 18			Lap 19			Lap 20		
No	Behind	Laptime	No	Behind	Laptime	No	Behind	Laptime	No	Behind	Laptime	No	Behind	Laptime
2		1:08.701	2		1:07.979	2		1:07.574	2		1:13.846P	88		1:10.912P
3	0.328	1:10.341	3	0.762	1:08.413	46	1 LAP	1:11.469	46	1 LAP	1:12.119	1	1 LAP	1:11.034
29	7 LAPS	1:23.223	31	19.977	1:09.094	3	1.541	1:08.353	3	0.688	1:12.993P	30	24.384	1:11.769P
31	18.862	1:08.405	88	23.270	1:08.726	31	20.331	1:07.928	31	17.287	1:10.802P	55	13 LAPS	14:10.570
88	22.523	1:09.129	28	1 LAP	1:09.280	88	24.360	1:08.664	88	19.363	1:08.849	2	39.295	2:09.570
12	1 LAP	1:13.325	12	1 LAP	1:12.913	28	1 LAP	1:10.142	28	1 LAP	1:11.702P	3	40.013	2:09.600
28	1 LAP	1:10.840	65	32.321	1:08.666	12	1 LAP	1:13.407	12	1 LAP	1:14.488P	31	1:01.985	2:14.973
23	1 LAP	1:13.722	61	1 LAP	1:12.714	65	36.982	1:12.235P	1	1 LAP	2:08.072	65	1:05.901	1:08.731
61	1 LAP	1:13.673	29	7 LAPS	1:31.606P	61	1 LAP	1:12.548	61	1 LAP	1:16.157P	28	1 LAP	2:13.035
65	31.634	1:08.546	23	1 LAP	1:13.278	7	42.110	1:10.345	30	42.890	1:09.354	60	1:17.904	2:00.004
7	37.286	1:10.242	7	39.339	1:10.032	30	47.382	1:10.376	7	43.693	1:15.429P	1	1:31.015	1:10.510
30	42.229	1:09.466	30	44.580	1:10.330	60	48.225	1:09.773	60	48.175	1:13.796P	7	1:33.561	2:20.143
60	43.572	1:09.576	60	46.026	1:10.433	27	50.797	1:10.577	27	50.735	1:13.784P	61	1 LAP	2:28.590
27	45.188	1:09.919	27	47.794	1:10.585	13	3 LAPS	1:10.608	13	3 LAPS	1:12.239P	55	12 LAPS	1:11.144
1	47.497	1:10.595	1	53.094	1:13.576P	23	1 LAP	1:38.059	23	1 LAP	1:17.766P	13	3 LAPS	2:24.940
13	3 LAPS	1:08.005	13	3 LAPS	1:08.512				46	1:13.781	1:14.330P			
46	1:05.262	1:11.555							65	1:27.445	2:04.309			

Dunlop Radical Enduro Championship

LAP CHART

(contd.)

Lap 21			Lap 22			Lap 23			Lap 24			Lap 25		
No	Behind	Laptime	No	Behind	Laptime	No	Behind	Laptime	No	Behind	Laptime	No	Behind	Laptime
3		1:08.824	3		1:08.715	3		1:07.302	3		1:07.551	3		1:07.217
23	2 LAPS	2:12.098	13	4 LAPS	1:10.706	2	2.578	1:07.961	2	3.547	1:08.520	2	5.307	1:08.977
2	1.291	1:10.833	2	1.919	1:09.343	13	4 LAPS	1:08.937	13	4 LAPS	1:08.146	13	4 LAPS	1:09.025
46	1 LAP	2:12.243	23	2 LAPS	1:13.850	23	2 LAPS	1:14.172	61	2 LAPS	1:13.133	61	2 LAPS	1:14.294
27	1 LAP	2:40.023	46	1 LAP	1:11.704	46	1 LAP	1:11.069	46	1 LAP	1:11.183	46	1 LAP	1:10.796
31	22.155	1:09.007	55	13 LAPS	1:24.586P	31	23.953	1:08.164	23	2 LAPS	1:14.129	23	2 LAPS	1:13.799
65	25.470	1:08.406	31	23.091	1:09.651	65	26.153	1:08.497	31	24.734	1:08.332	31	26.443	1:08.926
88	26.490	2:15.327	27	1 LAP	1:21.268	28	1 LAP	1:06.745	65	27.497	1:08.895	65	29.538	1:09.258
28	1 LAP	1:06.488	65	24.958	1:08.203	88	36.314	1:15.115	28	1 LAP	1:08.225	29	14 LAPS	10:12.190P
60	39.024	1:09.957	28	1 LAP	1:06.065	27	1 LAP	1:21.114	88	43.782	1:15.019	28	1 LAP	1:15.558P
30	46.706	2:11.159	88	28.501	1:10.726	30	48.933	1:09.041	27	1 LAP	1:20.164	88	49.976	1:13.411
1	52.813	1:10.635	60	40.259	1:09.950	1	57.931	1:10.550	30	50.820	1:09.438	30	52.701	1:09.098
7	55.346	1:10.622	30	47.194	1:09.203	7	59.797	1:10.360	1	1:00.890	1:10.510	27	1 LAP	1:20.765
61	1 LAP	1:12.277	1	54.683	1:10.585				7	1:02.013	1:09.767	1	1:04.344	1:10.671
			7	56.739	1:10.108							7	1:04.928	1:10.132
			61	1 LAP	1:12.704									

Dunlop Radical Enduro Championship

LAP CHART

(contd.)

Lap 26			Lap 27			Lap 28			Lap 29			Lap 30		
No	Behind	Laptime	No	Behind	Laptime	No	Behind	Laptime	No	Behind	Laptime	No	Behind	Laptime
3		1:07.685	3		1:08.190	3		1:07.622	3		1:07.300	3		1:07.497
2	5.445	1:07.823	13	4 LAPS	1:08.482	1	1 LAP	1:10.622	88	1 LAP	1:13.868	23	3 LAPS	1:19.259P
13	4 LAPS	1:07.903	2	6.448	1:09.193	7	1 LAP	1:10.788	1	1 LAP	1:10.742	88	1 LAP	1:13.674
61	2 LAPS	1:12.217	27	2 LAPS	1:20.450	13	4 LAPS	1:07.926	7	1 LAP	1:10.586	13	4 LAPS	1:08.423
46	1 LAP	1:10.703	61	2 LAPS	1:11.782	2	7.120	1:08.294	13	4 LAPS	1:07.195	2	8.628	1:08.620
31	27.425	1:08.667	46	1 LAP	1:10.488	27	2 LAPS	1:21.021	2	7.505	1:07.685	1	1 LAP	1:11.222
65	31.105	1:09.252	31	27.431	1:08.196	61	2 LAPS	1:11.879	61	2 LAPS	1:12.563	7	1 LAP	1:11.796
23	2 LAPS	1:23.877	65	31.811	1:08.896	46	1 LAP	1:10.369	46	1 LAP	1:11.034	61	2 LAPS	1:11.628
30	54.726	1:09.710	23	2 LAPS	1:14.153	31	30.429	1:10.620	31	33.951	1:10.822	46	1 LAP	1:10.279
88	56.293	1:14.002	30	55.207	1:08.671	65	33.095	1:08.906	65	34.814	1:09.019	65	35.963	1:08.646
1	1:07.402	1:10.743	88	1:02.043	1:13.940	23	2 LAPS	1:15.940	27	2 LAPS	1:20.848	31	37.586	1:11.132
7	1:07.882	1:10.639				30	56.968	1:09.383	30	58.116	1:08.448	27	2 LAPS	1:19.783
												30	58.902	1:08.283

Dunlop Radical Enduro Championship


LAP CHART

(contd.)

Lap 31			Lap 32			Lap 33			Lap 34			Lap 35		
No	Behind	Laptime	No	Behind	Laptime	No	Behind	Laptime	No	Behind	Laptime	No	Behind	Laptime
3		1:07.915	3		1:07.779	3		1:08.316	3		1:08.574	3		1:10.548
13	4 LAPS	1:08.491	13	4 LAPS	1:08.676	27	3 LAPS	1:19.885	13	4 LAPS	1:09.096	65	1 LAP	1:36.511
2	9.654	1:08.941	2	9.531	1:07.656	13	4 LAPS	1:08.595	2	10.024	1:08.980	13	4 LAPS	1:08.544
1	1 LAP	1:10.836	1	1 LAP	1:10.263	2	9.618	1:08.403	27	3 LAPS	1:21.347	2	8.256	1:08.780
88	1 LAP	1:14.384	7	1 LAP	1:10.111	1	1 LAP	1:10.211	1	1 LAP	1:10.394	1	1 LAP	1:11.557
7	1 LAP	1:11.432	88	1 LAP	1:14.878	7	1 LAP	1:10.063	7	1 LAP	1:09.864	7	1 LAP	1:11.531
23	3 LAPS	1:35.410	23	3 LAPS	1:15.406	88	1 LAP	1:14.730	88	1 LAP	1:14.481	27	3 LAPS	1:20.422
65	37.453	1:09.405	65	39.579	1:09.905	23	3 LAPS	1:15.034	46	1 LAP	1:10.677	88	1 LAP	1:14.111
61	2 LAPS	1:12.343	46	1 LAP	1:10.479	46	1 LAP	1:10.285	31	46.138	1:10.202	46	1 LAP	1:10.714
46	1 LAP	1:11.052	61	2 LAPS	1:12.631	31	44.510	1:09.710	61	2 LAPS	1:11.801	31	47.584	1:11.994
31	39.313	1:09.642	31	43.116	1:11.582	65	45.344	1:14.081P	30	1:00.408	1:08.227	61	2 LAPS	1:11.790
27	2 LAPS	1:20.183	30	1:00.990	1:08.461	61	2 LAPS	1:11.480				30	57.984	1:08.124
30	1:00.308	1:09.321				30	1:00.755	1:08.081						

Dunlop Radical Enduro Championship

GRID FOR RACE 10

ROW 11	29 RIHON	62 PATTERSON/CHAMBERS
ROW 10	23 TILLING	61 MILLAR
ROW 9	45 NOBLE	12 BAILEY/TILLEY
ROW 8	46 EDWARDS	1 FOSTER
ROW 7	60 PATTERSON	7 STANLEY/SWIFT
ROW 6	21 MILNER/O'BRIAN	27 JACKSON/JACKSON
ROW 5	30 RICHARDSON/DUNN	55 WILLIAMS
ROW 4	31 REDWOOD/MORTIMER	88 ZWART/ZWART
ROW 3	2 ABBOTT/DOVE	65 JONES/GREEN
ROW 2	4 QUAIFE/ATKINS	13 JOHNSON
ROW 1	3 INCE/KINSELLA	28 REYNOLDS/PADMORE
	POLE	
		

Weather/Track : Cloudy/Dry

These results are provisional until the conclusion of any judicial and technical matters.

Donington Park
Circuit Length = 1.9573 miles.
Start: 12:24 End: 12:54

Clerk of Course:

Stewards:

Timekeeper:

Dunlop Radical Enduro Championship

RACE 10 RESULT

POS	NO	CL	NAME	NAT	ENTRY	TIME	LAPS	GAP	MPH	BEST
1	31	R3	REDWOOD/MORTIMER		Radical SR3	40:10.018	25		73.04	1:24.235
2	27	R3	JACKSON/JACKSON		Radical SR3	40:22.031	25	12.013	72.68	1:23.966
3	3	R8	INCE/KINSELLA		Radical SR8	40:23.128	25	13.110	72.65	1:22.485
4	46	R3	Ross EDWARDS		Radical SR3	40:55.496	25	45.478	71.69	1:25.348
5	28	R8	REYNOLDS/PADMORE		Radical SR8	41:03.336	25	53.318	71.46	1:25.493
6	88	R3	ZWART/ZWART		Radical SR3	40:26.553	24	1 LAP	69.64	1:24.994
7	21	R3	MILNER/O'BRIAN		Radical SR3	40:39.598	24	1 LAP	69.27	1:26.912
8	61	IN	Colin MILLAR		Radical SR3 Supersport	40:42.140	24	1 LAP	69.20	1:27.393
9	12	R3	BAILEY/TILLEY		Radical SR3	41:00.045	24	1 LAP	68.69	1:28.252
10	13	R8	Derek JOHNSON		Radical SR8	41:29.122	24	1 LAP	67.89	1:29.113
11	65	R8	JONES/GREEN		Radical SR8	40:15.505	23	2 LAPS	67.04	1:25.164
12	23	IN	Simon TILLING		Radical Prosport	40:52.421	22	3 LAPS	63.16	1:35.481
13	62	R3	PATTERSON/CHAMBERS		Radical SR3	41:02.054	22	3 LAPS	62.91	1:33.973

NOT CLASSIFIED

30	R3	RICHARDSON/DUNN		Radical SR3	40:25.687	18	N.C.F.	52.24	1:23.650
29	R3	Jean-lou RIHON		Radical SR3	40:11.877	17	N.C.F.	49.61	1:31.205
55	IN	Duncan WILLIAMS		Radical Clubsport	41:18.480	15	N.C.F.	42.60	1:26.957
1	R3	Nick FOSTER		Radical SR3	10:34.086	5	D.N.F.	55.38	1:26.923
7	R3	STANLEY/SWIFT		Radical SR3	7:40.458	3	D.N.F.	45.66	1:31.406

FASTEST LAP

3	R8	INCE/KINSELLA		Radical SR8	1:22.485	25	85.42mph	137.47kph
30	R3	RICHARDSON/DUNN		Radical SR3	1:23.650	14	84.23mph	135.56kph
55	IN	Duncan WILLIAMS		Radical Clubsport	1:26.957	15	81.03mph	130.40kph

Weather/Track : Raining/Wet

These results are provisional until the conclusion of any judicial and technical matters.

Donington Park
Circuit Length = 1.9573 miles.
Start: 14:50 End: 15:30

Clerk of Course:	Stewards:	Timekeeper:
------------------	-----------	-------------

Dunlop Radical Enduro Championship

LAP CHART

Lap 1			Lap 2			Lap 3			Lap 4			Lap 5		
No	Behind	Laptime	No	Behind	Laptime	No	Behind	Laptime	No	Behind	Laptime	No	Behind	Laptime
28		4:19.479	28		1:25.493	28		1:25.956	28		1:26.470	28		1:27.487
3	1.963	4:21.442	31	7.359	1:28.678	31	8.357	1:26.954	31	8.373	1:26.486	31	7.477	1:26.591
31	4.174	4:23.653	3	9.258	1:32.788	3	12.084	1:28.782	27	12.647	1:25.916	27	10.705	1:25.545
46	12.302	4:31.781	27	13.784	1:26.475	27	13.201	1:25.373	3	14.801	1:29.187	3	17.038	1:29.724
27	12.802	4:32.281	46	15.314	1:28.505	46	17.243	1:27.885	46	21.021	1:30.248	46	22.625	1:29.091
65	13.740	4:33.219	55	19.991	1:31.507	65	26.633	1:30.929	1	29.765	1:29.248	1	29.201	1:26.923
55	13.977	4:33.456	65	21.660	1:33.413	1	26.987	1:30.500	21	33.929	1:29.170	21	34.782	1:28.340
7	15.031	4:34.510	1	22.443	1:32.347	7	29.530	1:31.406	12	46.009	1:34.058	12	51.469	1:32.947
1	15.589	4:35.068	7	24.080	1:34.542	21	31.229	1:31.758	61	46.386	1:33.869	61	51.997	1:33.098
21	16.239	4:35.718	21	25.427	1:34.681	88	31.888	1:31.443	65	50.493	1:50.330	88	55.275	1:31.431
88	17.225	4:36.704	88	26.401	1:34.669	55	34.886	1:40.851P	88	51.331	1:45.913	13	1:09.322	1:34.645
12	17.616	4:37.095	12	28.831	1:36.708	12	38.421	1:35.546	13	1:02.164	1:33.660	62	1:16.177	1:36.993
13	13.736	4:33.215	13	29.224	1:40.981	61	38.987	1:33.608	62	1:06.671	1:35.998	23	1:24.285	1:41.273
61	20.248	4:39.727	61	31.335	1:36.580	13	54.974	1:51.706	23	1:10.499	1:39.990	29	1:25.324	1:39.000
23	22.621	4:42.100	23	39.896	1:42.768	23	56.979	1:43.039	29	1:13.811	1:41.591			
29	23.782	4:43.261	29	40.583	1:42.294	62	57.143	1:41.606						
62	24.747	4:44.226	62	41.493	1:42.239	29	58.690	1:44.063						
30	25.813	4:45.292P												

Dunlop Radical Enduro Championship

LAP CHART

(contd.)

Lap 6			Lap 7			Lap 8			Lap 9			Lap 10		
No	Behind	Laptime	No	Behind	Laptime	No	Behind	Laptime	No	Behind	Laptime	No	Behind	Laptime
28		1:27.605	28		1:30.621	28		1:28.070	28		1:27.667	28		1:27.883
65	1 LAP	2:08.082	31	5.539	1:30.044	31	6.190	1:28.721	31	5.888	1:27.365	31	5.150	1:27.145
31	6.116	1:26.244	27	7.039	1:29.303	27	6.795	1:27.826	27	6.404	1:27.276	30	7 LAPS	1:28.059
27	8.357	1:25.257	23	1 LAP	1:43.552	62	1 LAP	1:40.614	30	7 LAPS	1:26.585	27	15.121	1:36.600
3	17.578	1:28.145	65	1 LAP	1:37.520	65	1 LAP	1:35.603	65	1 LAP	1:33.596	65	1 LAP	1:30.922
46	24.763	1:29.743	29	1 LAP	1:46.207	23	1 LAP	1:42.819	3	29.301	1:31.888	3	32.213	1:30.795
21	36.197	1:29.020	3	17.913	1:30.956	3	25.080	1:35.237	46	31.994	1:31.039	46	34.181	1:30.070
12	55.446	1:31.582	46	27.279	1:33.137	29	1 LAP	1:41.918	21	39.948	1:32.356	21	41.346	1:29.281
61	56.223	1:31.831	21	34.494	1:28.918	46	28.622	1:29.413	23	1 LAP	1:43.587	23	1 LAP	1:40.662
88	57.300	1:29.630	12	55.714	1:30.889	21	35.259	1:28.835	29	1 LAP	1:42.878	29	1 LAP	1:39.688
13	1:15.171	1:33.454	61	56.682	1:31.080	12	59.805	1:32.161	62	1 LAP	2:02.935	62	1 LAP	1:38.198
62	1:27.911	1:39.339	88	57.344	1:30.665	88	1:00.046	1:30.772	88	1:00.542	1:28.163	12	1:09.435	1:31.281
			13	1:18.806	1:34.256	61	1:01.718	1:33.106	12	1:06.037	1:33.899	61	1:09.617	1:31.092
						13	1:23.441	1:32.705	61	1:06.408	1:32.357	88	1:15.229	1:42.570
									13	1:27.558	1:31.784			

Dunlop Radical Enduro Championship

LAP CHART

(contd.)

Lap 11			Lap 12			Lap 13			Lap 14			Lap 15		
No	Behind	Laptime	No	Behind	Laptime	No	Behind	Laptime	No	Behind	Laptime	No	Behind	Laptime
28		1:26.221	28		1:25.753	28		1:27.760	28		1:33.751P	21		1:29.691P
13	1 LAP	1:32.366	31	7.543	1:27.160	88	1 LAP	1:35.726P	23	2 LAPS	1:40.233	61	1 LAP	1:28.030
31	6.136	1:27.207	13	1 LAP	1:32.455	31	9.612	1:29.829P	46	34.208	1:29.205P	31	26.267	1:27.467
30	7 LAPS	1:26.357	27	16.767	1:28.165	13	1 LAP	1:34.468P	21	39.030	1:26.912	12	1 LAP	1:31.893
27	14.355	1:25.455	30	7 LAPS	1:29.540	27	21.452	1:32.445P	61	1 LAP	2:36.796	30	7 LAPS	1:25.229
65	1 LAP	1:30.398	46	39.286	1:27.657	30	7 LAPS	1:33.888P	31	1:07.521	2:31.660	88	1 LAP	1:27.069
3	37.046	1:31.054	3	42.536	1:31.243	46	38.754	1:27.228	12	1 LAP	2:41.575	27	38.266	1:25.468
46	37.382	1:29.422	65	1 LAP	1:40.394	3	46.436	1:31.660P	88	1 LAP	2:46.709	28	49.495	2:58.216
21	43.237	1:28.112	21	45.808	1:28.324	21	45.869	1:27.821	30	7 LAPS	2:26.347	55	10 LAPS	1:30.189
23	1 LAP	1:40.103	29	1 LAP	1:34.414	65	1 LAP	1:36.264P	27	1:21.519	2:33.818	46	55.261	2:29.774
29	1 LAP	1:39.664	62	1 LAP	1:38.133	29	1 LAP	1:35.065	13	1 LAP	2:41.563	3	56.860	1:25.633
62	1 LAP	1:38.942	23	1 LAP	1:40.610	62	1 LAP	1:39.788P	29	1 LAP	1:38.937P	62	2 LAPS	3:08.976
61	1:12.665	1:29.269	61	1:24.638	1:37.726P				55	10 LAPS	17:06.324	13	1 LAP	1:41.571
12	1:17.543	1:34.329	12	1:28.648	1:36.858P				3	1:39.948	2:27.263	65	1 LAP	1:38.626
88	1:20.235	1:31.227							23	1 LAP	1:43.588P	61	1:47.808	1:28.576
									65	1 LAP	2:32.225			

Dunlop Radical Enduro Championship

LAP CHART

(contd.)

Lap 16			Lap 17			Lap 18			Lap 19			Lap 20		
No	Behind	Laptime	No	Behind	Laptime	No	Behind	Laptime	No	Behind	Laptime	No	Behind	Laptime
31		1:27.726	31		1:26.183	31		1:26.435	31		1:25.184	31		1:24.235
88	1 LAP	1:28.407	88	1 LAP	1:26.884	88	1 LAP	1:26.515	61	1 LAP	1:29.520	61	1 LAP	1:29.184
12	1 LAP	1:30.980	27	11.265	1:27.464	27	9.805	1:24.975	88	1 LAP	1:25.310	88	1 LAP	1:25.252
27	9.984	1:25.711	30	7 LAPS	1:26.941	30	7 LAPS	1:24.723	27	9.830	1:25.209	27	10.769	1:25.174
30	7 LAPS	1:33.464	12	1 LAP	1:31.101	12	1 LAP	1:30.434	30	7 LAPS	1:24.929	30	7 LAPS	1:28.421
23	2 LAPS	2:42.898	3	27.377	1:25.138	3	24.675	1:23.733	3	22.696	1:23.205	3	21.000	1:22.539
28	27.161	1:31.659	28	31.387	1:30.409	28	32.545	1:27.593	12	1 LAP	1:30.822	12	1 LAP	1:30.045
3	28.422	1:25.555	46	32.219	1:28.573	46	33.485	1:27.701	28	34.796	1:27.435	28	37.712	1:27.151
46	29.829	1:28.561	55	10 LAPS	1:29.902	13	1 LAP	1:29.830	46	35.942	1:27.641	46	38.707	1:27.000
55	10 LAPS	1:31.427	13	1 LAP	1:29.846	55	10 LAPS	1:37.321	13	1 LAP	1:29.688	13	1 LAP	1:29.472
13	1 LAP	1:30.365	23	2 LAPS	1:42.096	23	2 LAPS	1:38.115	55	10 LAPS	1:28.978	55	10 LAPS	1:29.023
21	44.008	2:38.001	21	49.264	1:31.439	21	52.088	1:29.259	65	1 LAP	1:27.200	65	1 LAP	1:28.794
62	2 LAPS	1:40.646	62	2 LAPS	1:37.465	65	1 LAP	1:26.022	21	1:00.812	1:33.908	21	1:04.429	1:27.852
65	1 LAP	1:29.346	65	1 LAP	1:26.377	62	2 LAPS	1:37.854	23	2 LAPS	1:35.481	23	2 LAPS	1:37.598
61	1:25.100	1:31.285	61	1:26.310	1:27.393				62	2 LAPS	1:36.559			

Dunlop Radical Enduro Championship

LAP CHART

(contd.)

Lap 21			Lap 22			Lap 23			Lap 24			Lap 25		
No	Behind	Laptime	No	Behind	Laptime	No	Behind	Laptime	No	Behind	Laptime	No	Behind	Laptime
31		1:24.684	31		1:25.236	31		1:24.450	31		1:24.759	31		1:25.922
62	3 LAPS	1:35.718	23	3 LAPS	1:36.399	27	14.332	1:26.188	65	2 LAPS	1:46.477	29	8 LAPS	1:31.205
88	1 LAP	1:24.994	88	1 LAP	1:26.898	88	1 LAP	1:27.053	27	13.969	1:24.396	65	2 LAPS	1:25.164
27	11.199	1:25.114	27	12.594	1:26.631	30	7 LAPS	1:24.887	30	7 LAPS	1:25.881	27	12.013	1:23.966
30	7 LAPS	1:23.650	30	7 LAPS	1:26.077	23	3 LAPS	1:38.772	3	16.547	1:24.130	3	13.110	1:22.485
61	1 LAP	1:31.096	62	3 LAPS	1:36.290	3	17.176	1:23.732	88	1 LAP	1:27.318	30	7 LAPS	1:25.417
3	19.079	1:22.763	3	17.894	1:24.051	21	1 LAP	1:55.980	21	1 LAP	1:32.994	88	1 LAP	1:25.231
12	1 LAP	1:29.248	61	1 LAP	1:30.450	61	1 LAP	1:31.102	23	3 LAPS	1:38.664	21	1 LAP	1:27.378
28	39.022	1:25.994	12	1 LAP	1:29.064	62	3 LAPS	1:37.666	61	1 LAP	1:27.905	61	1 LAP	1:27.460
46	39.880	1:25.857	46	41.314	1:26.670	12	1 LAP	1:28.252	62	3 LAPS	1:33.973	23	3 LAPS	1:38.074
29	7 LAPS	10:40.204	28	42.609	1:28.823	46	42.212	1:25.348	46	43.730	1:26.277	46	45.478	1:27.670
13	1 LAP	1:31.199	55	10 LAPS	1:27.368	28	45.505	1:27.346	12	1 LAP	1:30.196	12	1 LAP	1:29.082
55	10 LAPS	1:30.549	13	1 LAP	1:29.860	55	10 LAPS	1:27.353	28	49.138	1:28.392	62	3 LAPS	1:37.896
65	1 LAP	1:25.416	65	1 LAP	1:29.188	13	1 LAP	1:29.775	55	10 LAPS	1:27.275	28	53.318	1:30.102
21	1:13.595	1:33.850	29	7 LAPS	1:37.248	29	7 LAPS	1:34.240	13	1 LAP	1:29.113	55	10 LAPS	1:26.957
												13	1 LAP	1:31.145

AVO Ginetta Championship

FREE PRACTICE

POS	NO	CL	NAME	NAT	ENTRY	TIME	LAPS	GAP	MPH
1	61		Rob AUSTIN		Ginetta G20	1:28.185	16		79.90
2	88		Mark WANIA		Ginetta G20	1:29.297	16	1.112	78.90
3	17		Dave DEVINE		Ginetta G20	1:29.720	16	1.535	78.53
4	42		Julian BARRATT		Ginetta G20	1:30.045	17	1.860	78.25
5	33		Stewart LINN		Ginetta G20	1:30.056	17	1.871	78.24
6	74		Christian DICK		Ginetta G20	1:30.140	16	1.955	78.17
7	26		Chris DAVISON		Ginetta G20	1:30.232	16	2.047	78.09
8	22		Max HENDERSON		Ginetta G20	1:30.402	16	2.217	77.94
9	21		Richard AUSTIN		Ginetta G20	1:30.596	18	2.411	77.77
10	11		Steve RIGBY		Ginetta G20	1:30.630	17	2.445	77.74
11	14		David GOODWIN		Ginetta G20	1:30.647	17	2.462	77.73
12	12		Gavin MITCHELL		Ginetta G20	1:30.648	19	2.463	77.73
13	8		Simon SHAW		Ginetta G20	1:30.839	14	2.654	77.56
14	32		Tudor ALEXANDER		Ginetta G20	1:31.134	12	2.949	77.31
15	25		Paul MODEN		Ginetta G20	1:31.171	16	2.986	77.28
16	44		Felix SCOTT		Ginetta G20	1:31.173	12	2.988	77.28
17	4		Andy COOMBS		Ginetta G20	1:31.469	15	3.284	77.03
18	77		Richard SYKES		Ginetta G20	1:31.503	18	3.318	77.00
19	7		James BAILEY		Ginetta G20	1:31.642	18	3.457	76.88
20	23		Lee BIRKETT		Ginetta G20	1:31.703	7	3.518	76.83
21	18		David WILLOUGHBY		Ginetta G20	1:31.731	17	3.546	76.81
22	10		Jonathan HYDE		Ginetta G20	1:31.775	14	3.590	76.77
23	6		Michael PEARSON		Ginetta G20	1:32.350	18	4.165	76.30
24	99		Felix SCOTT		Ginetta G20	1:32.464	16	4.279	76.20
25	29		Rob AUSTIN		Ginetta G20	1:32.482	3	4.297	76.19
26	37		Nick HAMILTON		Ginetta G20	1:32.661	17	4.476	76.04
27	58		Martin JONES		Ginetta G20	1:32.852	17	4.667	75.88
28	19		Richard BURGESS		Ginetta G20	1:33.014	13	4.829	75.75
29	9		Rob PARKMAN		Ginetta G20	1:33.314	16	5.129	75.51
30	75		Edd STRAW		Ginetta G20	1:33.378	7	5.193	75.46
31	82		Jonathan HAWKINS		Ginetta G20	1:34.217	15	6.032	74.78
32	28		Colin BENHAM		Ginetta G20	1:34.611	12	6.426	74.47
33	41		Miles MASERATI		Ginetta G20	1:35.833	17	7.648	73.52
34	20		David WILSON		Ginetta G20	1:39.250	16	11.065	70.99

Cars 37, 41 + 74 - FIT TRANSPONDERS

Weather/Track : Cloudy/Damp

These results are provisional until the conclusion of any judicial and technical matters.

Donington Park

Circuit Length = 1.9573 miles.

Start: 10:08 End: 10:34

Clerk of Course:	Stewards:	Timekeeper:
------------------	-----------	-------------

AVO Ginetta Championship LAP ANALYSIS

4	Andy COOMBS	Ginetta G20			
1 -	4:23.685	6 -	1:32.947	11 -	1:33.890
2 -	1:35.250	7 -	1:32.310	12 -	1:34.507
3 -	3:09.892	8 -	1:33.834	13 -	1:32.880
4 -	1:33.152	9 -	1:37.781P	14 -	1:32.728
5 -	1:32.635	10 -	3:28.244	15 -	1:31.469
6	Michael PEARSON	Ginetta G20			
1 -	2:32.625	6 -	1:33.966	11 -	1:33.110
2 -	1:46.219	7 -	1:34.243	12 -	1:32.640
3 -	1:39.642	8 -	1:32.957	13 -	1:33.266
4 -	1:40.604	9 -	1:33.379	14 -	1:33.519
5 -	1:38.314	10 -	1:33.560	15 -	1:32.721
7	James BAILEY	Ginetta G20			
1 -	2:48.925	6 -	1:33.997	11 -	1:32.078
2 -	1:37.899	7 -	1:32.949	12 -	1:39.909
3 -	1:34.644	8 -	1:33.725	13 -	1:32.286
4 -	1:35.872	9 -	1:43.839	14 -	1:33.684
5 -	1:34.729	10 -	1:34.208	15 -	1:32.354
8	Simon SHAW	Ginetta G20			
1 -	3:02.182	6 -	1:31.610	11 -	1:30.999
2 -	1:43.503	7 -	1:31.338	12 -	1:34.965
3 -	1:35.588	8 -	1:44.182P	13 -	1:30.839
4 -	1:37.641	9 -	3:22.518	14 -	1:45.419P
5 -	1:32.220	10 -	1:32.102		
9	Rob PARKMAN	Ginetta G20			
1 -	3:05.192	6 -	1:33.314	11 -	1:37.919
2 -	1:45.964	7 -	1:36.327	12 -	1:39.696P
3 -	1:34.141	8 -	1:34.250	13 -	3:16.338
4 -	1:36.234	9 -	1:33.895	14 -	1:33.708
5 -	1:35.321	10 -	1:36.395	15 -	1:50.479
10	Jonathan HYDE	Ginetta G20			
1 -	3:10.064	6 -	1:38.475P	11 -	1:31.775
2 -	1:39.363	7 -	7:06.956	12 -	1:32.532
3 -	1:33.989	8 -	1:47.416	13 -	1:35.799
4 -	1:33.483	9 -	1:33.491	14 -	1:37.551P
5 -	1:33.127	10 -	1:32.871		
11	Steve RIGBY	Ginetta G20			
1 -	2:19.019	6 -	1:32.463	11 -	1:33.545
2 -	1:39.905	7 -	1:31.994	12 -	1:32.639
3 -	1:35.625	8 -	1:33.421	13 -	1:35.176
4 -	1:33.572	9 -	1:32.406	14 -	1:32.304
5 -	1:33.043	10 -	1:33.515	15 -	1:31.014

AVO Ginetta Championship

LAP ANALYSIS

(contd.)

12	Gavin MITCHELL	Ginetta G20					
1 -	2:12.374	6 -	1:31.878	11 -	1:31.107	16 -	1:30.648
2 -	1:36.245	7 -	1:31.101	12 -	1:31.813	17 -	1:30.758
3 -	1:33.494	8 -	1:32.835	13 -	1:30.892	18 -	1:31.386
4 -	1:31.844	9 -	1:31.782	14 -	1:31.038	19 -	1:35.965
5 -	1:31.790	10 -	1:31.661	15 -	1:30.754		
14	David GOODWIN	Ginetta G20					
1 -	2:25.644	6 -	1:32.198	11 -	1:42.113	16 -	1:31.277
2 -	1:38.509	7 -	1:31.914	12 -	1:31.799	17 -	1:42.743
3 -	1:34.987	8 -	1:35.897P	13 -	1:31.218		
4 -	1:32.905	9 -	3:46.894	14 -	1:33.656		
5 -	1:34.808	10 -	1:31.409	15 -	1:30.647		
17	Dave DEVINE	Ginetta G20					
1 -	2:54.314	6 -	1:31.511	11 -	1:30.711	16 -	3:43.491
2 -	1:33.484	7 -	1:30.911	12 -	1:29.922		
3 -	1:32.395	8 -	1:30.965	13 -	1:35.733P		
4 -	1:33.837	9 -	1:30.521	14 -	2:39.204		
5 -	1:32.690	10 -	1:29.720	15 -	1:37.194P		
18	David WILLOUGHBY	Ginetta G20					
1 -	2:52.465	6 -	1:32.678	11 -	1:32.139	16 -	1:31.737
2 -	1:40.469	7 -	1:33.635	12 -	1:31.741	17 -	1:37.850P
3 -	1:34.703	8 -	1:32.663	13 -	1:32.618		
4 -	1:34.173	9 -	1:32.480	14 -	1:31.731		
5 -	1:34.983	10 -	1:32.426	15 -	1:32.678		
19	Richard BURGESS	Ginetta G20					
1 -	3:06.819	6 -	1:33.136	11 -	1:33.014		
2 -	1:41.534	7 -	1:35.300	12 -	1:34.596		
3 -	1:34.737	8 -	1:33.505	13 -	1:40.141P		
4 -	1:36.825	9 -	1:33.750				
5 -	1:34.354	10 -	1:33.648				
20	David WILSON	Ginetta G20					
1 -	2:22.879	6 -	1:41.106	11 -	1:46.058	16 -	1:39.521
2 -	1:43.380	7 -	2:05.996	12 -	1:45.340		
3 -	1:44.969	8 -	1:41.668	13 -	1:41.432		
4 -	1:45.401	9 -	1:43.043	14 -	1:40.413		
5 -	1:43.254	10 -	1:39.250	15 -	1:39.762		
21	Richard AUSTIN	Ginetta G20					
1 -	2:46.142	6 -	1:31.151	11 -	1:32.473	16 -	1:31.886
2 -	1:36.776	7 -	1:31.340	12 -	1:30.596	17 -	1:31.993
3 -	1:34.121	8 -	1:31.639	13 -	1:32.330	18 -	1:31.698
4 -	1:32.266	9 -	1:31.230	14 -	1:31.969		
5 -	1:32.517	10 -	1:31.503	15 -	1:31.240		

AVO Ginetta Championship

LAP ANALYSIS

(contd.)

22	Max HENDERSON	Ginetta G20			
1 -	2:23.244	6 -	1:30.880	11 -	1:32.305
2 -	1:46.043	7 -	3:01.781	12 -	1:33.035
3 -	1:32.560	8 -	1:38.637P	13 -	1:31.816
4 -	1:31.063	9 -	3:00.908	14 -	1:30.402
5 -	1:32.707	10 -	1:32.187	15 -	1:33.021
23	Lee BIRKETT	Ginetta G20			
1 -	2:34.101	6 -	1:37.206P		
2 -	1:25.399	7 -	1:32.445		
3 -	1:34.245				
4 -	1:31.703				
5 -	1:31.796				
25	Paul MODEN	Ginetta G20			
1 -	2:43.006	6 -	1:31.171	11 -	1:33.589
2 -	1:36.595	7 -	1:31.658	12 -	1:32.559
3 -	1:34.327	8 -	1:31.395	13 -	1:32.353
4 -	1:33.257	9 -	2:03.927P	14 -	1:33.138
5 -	1:32.658	10 -	3:56.413	15 -	1:34.618
26	Chris DAVISON	Ginetta G20			
1 -	2:32.410	6 -	1:30.739	11 -	4:25.260
2 -	1:34.435	7 -	1:30.894	12 -	1:32.871
3 -	1:31.180	8 -	1:30.475	13 -	1:31.188
4 -	1:31.466	9 -	1:31.024	14 -	1:30.232
5 -	1:31.098	10 -	1:36.123P	15 -	1:30.364
28	Colin BENHAM	Ginetta G20			
1 -	4:19.389	6 -	1:34.611	11 -	1:34.769
2 -	6:28.744	7 -	1:37.521	12 -	1:35.300
3 -	1:40.736P	8 -	1:34.917		
4 -	3:51.362	9 -	1:34.879		
5 -	1:34.820	10 -	1:34.764		
29	Rob AUSTIN	Ginetta G20			
1 -	2:42.414				
2 -	3:06.608				
3 -	1:32.482				
32	Tudor ALEXANDER	Ginetta G20			
1 -	2:55.580	6 -	1:33.888	11 -	7:51.049
2 -	1:36.355	7 -	1:32.438	12 -	1:31.134
3 -	1:33.743	8 -	1:31.423		
4 -	1:33.813	9 -	1:39.617P		
5 -	1:34.595	10 -	3:47.136		

AVO Ginetta Championship

LAP ANALYSIS

(contd.)

33	Stewart LINN	Ginetta G20					
1 -	2:19.736	6 -	1:30.056	11 -	2:36.735	16 -	1:32.426
2 -	1:35.778	7 -	1:30.058	12 -	1:32.706	17 -	1:31.286
3 -	1:32.806	8 -	1:32.831	13 -	1:31.979		
4 -	1:30.940	9 -	1:30.976	14 -	1:40.932P		
5 -	1:30.510	10 -	1:39.172P	15 -	2:15.491		
37	Nick HAMILTON	Ginetta G20					
1 -	3:08.362	6 -	1:35.635	11 -	1:36.158	16 -	1:32.661
2 -	1:45.699	7 -	1:38.493	12 -	1:35.994	17 -	1:33.421
3 -	1:42.185	8 -	1:37.048	13 -	1:34.239		
4 -	1:36.832	9 -	1:36.067	14 -	1:33.253		
5 -	1:37.816	10 -	1:37.974	15 -	1:33.906		
41	Miles MASERATI	Ginetta G20					
1 -	2:54.214	6 -	1:38.517	11 -	1:37.005	16 -	1:36.132
2 -	1:46.021	7 -	1:39.851	12 -	1:41.299	17 -	1:36.277
3 -	1:39.867	8 -	1:41.340	13 -	1:36.994		
4 -	1:38.952	9 -	1:37.749	14 -	1:36.715		
5 -	1:38.861	10 -	1:36.476	15 -	1:35.833		
42	Julian BARRATT	Ginetta G20					
1 -	2:14.401	6 -	1:30.880	11 -	1:35.057P	16 -	1:30.929
2 -	1:37.434	7 -	1:34.527	12 -	3:15.308	17 -	1:30.450
3 -	1:31.943	8 -	1:32.352	13 -	1:30.518		
4 -	1:30.940	9 -	1:32.238	14 -	1:32.244		
5 -	1:31.202	10 -	1:31.748	15 -	1:30.045		
44	Felix SCOTT	Ginetta G20					
1 -	2:34.440	6 -	1:32.461	11 -	1:33.503		
2 -	1:39.830	7 -	1:33.010	12 -	1:53.927P		
3 -	1:35.771	8 -	1:33.414				
4 -	1:34.354	9 -	1:31.548				
5 -	1:33.517	10 -	1:31.173				
58	Martin JONES	Ginetta G20					
1 -	2:37.302	6 -	1:36.346	11 -	1:48.901	16 -	1:36.374
2 -	1:44.585	7 -	1:35.098	12 -	1:35.123	17 -	1:35.824
3 -	1:39.310	8 -	2:03.115	13 -	1:32.852		
4 -	1:39.140	9 -	1:38.202	14 -	1:33.291		
5 -	1:38.293	10 -	1:39.438	15 -	1:39.478		
61	Rob AUSTIN	Ginetta G20					
1 -	2:45.248	6 -	1:40.347	11 -	1:32.235	16 -	1:30.289
2 -	1:32.264	7 -	1:30.541	12 -	1:29.849		
3 -	3:17.545	8 -	1:29.900	13 -	1:29.633		
4 -	2:47.971	9 -	1:29.042	14 -	1:28.185		
5 -	1:29.973	10 -	1:29.689	15 -	1:59.486		

AVO Ginetta Championship

LAP ANALYSIS

(contd.)

74	Christian DICK	Ginetta G20					
1 -	3:10.556	6 -	1:36.778P	11 -	1:33.752	16 -	1:30.919
2 -	1:36.531	7 -	4:00.053	12 -	1:30.693		
3 -	1:33.075	8 -	1:31.566	13 -	1:30.140		
4 -	1:32.288	9 -	1:31.764	14 -	1:36.257P		
5 -	1:30.576	10 -	1:30.440	15 -	2:19.787		
75	Edd STRAW	Ginetta G20					
1 -	2:38.761	6 -	1:50.912				
2 -	1:34.427	7 -	1:38.553P				
3 -	1:33.378						
4 -	1:46.452						
5 -	1:34.938						
77	Richard SYKES	Ginetta G20					
1 -	2:47.135	6 -	1:34.028	11 -	1:31.503	16 -	1:35.973
2 -	1:39.065	7 -	1:34.289	12 -	1:31.544	17 -	1:32.657
3 -	1:36.128	8 -	1:32.156	13 -	1:32.857	18 -	1:32.590
4 -	1:38.337	9 -	1:33.664	14 -	1:31.713		
5 -	1:35.375	10 -	1:31.865	15 -	1:36.900		
82	Jonathan HAWKINS	Ginetta G20					
1 -	2:51.319	6 -	1:34.929	11 -	1:34.217		
2 -	1:42.768	7 -	1:37.729	12 -	1:41.434P		
3 -	1:43.385P	8 -	1:37.628	13 -	4:44.105		
4 -	1:57.412	9 -	1:34.916	14 -	1:35.807		
5 -	1:35.176	10 -	1:34.972	15 -	1:37.593		
88	Mark WANIA	Ginetta G20					
1 -	2:23.461	6 -	1:30.408	11 -	1:29.476	16 -	1:29.297
2 -	1:36.244	7 -	1:30.223	12 -	1:30.117		
3 -	1:32.765	8 -	1:30.109	13 -	1:58.775		
4 -	1:30.627	9 -	1:38.681P	14 -	1:29.716		
5 -	1:30.348	10 -	4:20.643	15 -	1:36.366		
99	Felix SCOTT	Ginetta G20					
1 -	2:19.706	6 -	1:35.171	11 -	4:33.439	16 -	1:32.990
2 -	1:40.985	7 -	1:34.297	12 -	1:34.053		
3 -	1:35.837	8 -	1:34.443	13 -	1:32.464		
4 -	1:34.913	9 -	1:33.569	14 -	1:32.655		
5 -	1:53.365	10 -	1:47.060P	15 -	1:33.362		

AVO Ginetta Championship QUALIFYING FOR RACE 3

POS	NO	CL	NAME	NAT	ENTRY	TIME	LAPS	GAP	MPH
1	61		Rob AUSTIN		Ginetta G20	1:21.790	21		86.15
2	33		Stewart LINN		Ginetta G20	1:21.851	22	0.061	86.08
3	88		Mark WANIA		Ginetta G20	1:22.195	20	0.405	85.72
4	74		Christian DICK		Ginetta G20	1:22.216	20	0.426	85.70
5	17		Dave DEVINE		Ginetta G20	1:22.443	20	0.653	85.46
6	42		Julian BARRATT		Ginetta G20	1:22.572	20	0.782	85.33
7	12		Gavin MITCHELL		Ginetta G20	1:23.002	20	1.212	84.89
8	21		Richard AUSTIN		Ginetta G20	1:23.021	19	1.231	84.87
9	22		Lee BIRKETT		Ginetta G20	1:23.079	21	1.289	84.81
10	26		Chris DAVISON		Ginetta G20	1:23.088	21	1.298	84.80
11	23		Max HENDERSON		Ginetta G20	1:23.139	20	1.349	84.75
12	7		James BAILEY		Ginetta G20	1:23.308	21	1.518	84.58
13	32		Tudor ALEXANDER		Ginetta G20	1:23.348	18	1.558	84.54
14	44		Felix SCOTT		Ginetta G20	1:23.427	20	1.637	84.46
15	4		Andy COOMBS		Ginetta G20	1:23.513	20	1.723	84.37
16	8		Simon SHAW		Ginetta G20	1:23.605	17	1.815	84.28
17	18		David WILLOUGHBY		Ginetta G20	1:23.734	21	1.944	84.15
18	25		Paul MODEN		Ginetta G20	1:23.806	21	2.016	84.07
19	11		Steve RIGBY		Ginetta G20	1:23.858	21	2.068	84.02
20	82		Jonathan HAWKINS		Ginetta G20	1:24.307	21	2.517	83.57
21	6		Michael PEARSON		Ginetta G20	1:24.336	21	2.546	83.55
22	10		Jonathan HYDE		Ginetta G20	1:24.577	18	2.787	83.31
23	75		Edd STRAW		Ginetta G20	1:24.629	19	2.839	83.26
24	99		Felix SCOTT		Ginetta G20	1:24.777	21	2.987	83.11
25	28		Colin BENHAM		Ginetta G20	1:24.837	20	3.047	83.05
26	77		Richard SYKES		Ginetta G20	1:24.888	13	3.098	83.00
27	14		David GOODWIN		Ginetta G20	1:25.273	19	3.483	82.63
28	19		Richard BURGESS		Ginetta G20	1:25.293	20	3.503	82.61
29	58		Martin JONES		Ginetta G20	1:25.424	20	3.634	82.48
30	37		Nick HAMILTON		Ginetta G20	1:25.681	20	3.891	82.23
31	9		Rob PARKMAN		Ginetta G20	1:25.715	20	3.925	82.20
32	41		Miles MASERATI		Ginetta G20	1:27.328	18	5.538	80.68
33	20		David WILSON		Ginetta G20	1:31.397	19	9.607	77.09

Cars 37 + 75 - TRANSPONDERS NOT WORKING

Weather/Track : Cloudy/Dry

These results are provisional until the conclusion of any judicial and technical matters.

Donington Park

Circuit Length = 1.9573 miles.

Start: 13:57 End: 14:25

Clerk of Course:	Stewards:	Timekeeper:

AVO Ginetta Championship

LAP ANALYSIS

4	Andy COOMBS	Ginetta G20							
1 -	7:46.970	6 -	1:26.249	11 -	1:24.827	16 -	1:24.205		
2 -	1:30.605	7 -	1:23.673	12 -	1:25.585	17 -	1:24.520		
3 -	1:26.173	8 -	1:26.179	13 -	1:26.129	18 -	1:23.513		
4 -	1:25.706	9 -	1:25.337	14 -	1:24.601	19 -	1:24.000		
5 -	1:24.594	10 -	1:25.054	15 -	1:25.489	20 -	1:25.292		
6	Michael PEARSON	Ginetta G20							
1 -	7:36.812	6 -	1:25.698	11 -	1:27.081	16 -	1:25.550	21 -	1:26.038
2 -	1:34.472	7 -	1:25.504	12 -	1:26.799	17 -	1:25.564		
3 -	1:28.184	8 -	1:25.915	13 -	1:25.727	18 -	1:26.729		
4 -	1:24.336	9 -	1:24.812	14 -	1:44.607	19 -	1:26.421		
5 -	1:25.307	10 -	1:26.600	15 -	1:27.177	20 -	1:26.999		
7	James BAILEY	Ginetta G20							
1 -	7:39.830	6 -	1:26.876	11 -	1:24.780	16 -	1:27.207	21 -	1:23.799
2 -	1:29.999	7 -	1:25.884	12 -	1:25.441	17 -	1:23.529		
3 -	1:27.887	8 -	1:24.702	13 -	1:24.735	18 -	1:23.831		
4 -	1:24.581	9 -	1:24.530	14 -	1:24.763	19 -	1:23.308		
5 -	1:24.754	10 -	1:24.035	15 -	1:33.820	20 -	1:23.590		
8	Simon SHAW	Ginetta G20							
1 -	7:40.361	6 -	1:26.233	11 -	1:23.918	16 -	1:24.390		
2 -	1:29.941	7 -	1:24.271	12 -	1:26.176	17 -	1:23.955		
3 -	1:28.228	8 -	1:26.508	13 -	1:28.916P				
4 -	1:24.796	9 -	1:23.605	14 -	6:28.167				
5 -	1:24.777	10 -	1:24.794	15 -	1:24.602				
9	Rob PARKMAN	Ginetta G20							
1 -	7:50.391	6 -	1:28.312	11 -	1:29.906	16 -	1:28.668		
2 -	1:42.707	7 -	1:41.568	12 -	1:29.568	17 -	1:25.834		
3 -	1:32.527	8 -	1:29.212	13 -	1:26.347	18 -	1:31.337		
4 -	1:28.707	9 -	1:32.842	14 -	1:29.544	19 -	1:27.383		
5 -	1:27.500	10 -	1:41.236	15 -	1:26.861	20 -	1:25.715		
10	Jonathan HYDE	Ginetta G20							
1 -	8:01.603	6 -	1:29.808P	11 -	1:27.902	16 -	1:25.394		
2 -	1:30.562	7 -	2:37.611	12 -	1:28.468P	17 -	1:26.263		
3 -	1:25.454	8 -	1:25.919	13 -	3:24.255	18 -	1:32.419		
4 -	1:25.982	9 -	1:24.886	14 -	1:25.755				
5 -	1:24.577	10 -	1:24.912	15 -	1:24.600				
11	Steve RIGBY	Ginetta G20							
1 -	7:22.103	6 -	1:25.087	11 -	1:24.696	16 -	1:23.858	21 -	1:36.106P
2 -	1:28.581	7 -	1:26.018	12 -	1:24.823	17 -	1:36.577		
3 -	1:24.943	8 -	1:25.756	13 -	1:25.227	18 -	1:24.303		
4 -	1:24.472	9 -	1:25.239	14 -	1:30.550	19 -	1:29.095		
5 -	1:24.862	10 -	1:25.805	15 -	1:24.799	20 -	1:30.882		

AVO Ginetta Championship

LAP ANALYSIS

(contd.)

12	Gavin MITCHELL	Ginetta G20							
1 -	7:36.774	6 -	1:25.968	11 -	1:25.737	16 -	1:23.345		
2 -	1:28.135	7 -	1:24.294	12 -	1:25.646	17 -	1:23.222		
3 -	1:26.745	8 -	1:23.904	13 -	1:23.659	18 -	1:25.246		
4 -	1:24.065	9 -	1:23.508	14 -	1:30.463P	19 -	1:24.213		
5 -	1:23.972	10 -	1:23.002	15 -	3:26.620	20 -	1:23.374		
14	David GOODWIN	Ginetta G20							
1 -	7:31.024	6 -	1:25.276	11 -	1:25.273	16 -	1:26.252		
2 -	1:36.760	7 -	1:28.136	12 -	1:25.701	17 -	1:30.070		
3 -	1:38.162	8 -	1:30.722	13 -	1:28.314P	18 -	1:26.172		
4 -	1:28.652	9 -	1:26.603	14 -	3:51.963	19 -	1:25.432		
5 -	1:26.286	10 -	1:25.639	15 -	1:25.848				
17	Dave DEVINE	Ginetta G20							
1 -	7:20.875	6 -	1:22.655	11 -	1:22.509	16 -	1:22.769		
2 -	1:26.930	7 -	1:22.883	12 -	1:23.075	17 -	1:22.734		
3 -	1:24.832	8 -	1:22.678	13 -	1:22.592	18 -	1:23.229		
4 -	1:23.679	9 -	1:23.219	14 -	1:22.443	19 -	1:26.443		
5 -	1:23.579	10 -	1:23.470	15 -	1:24.378	20 -	1:30.191P		
18	David WILLOUGHBY	Ginetta G20							
1 -	7:32.211	6 -	1:26.338	11 -	1:25.037	16 -	1:25.526	21 -	1:26.492
2 -	1:29.510	7 -	1:24.373	12 -	1:24.477	17 -	1:24.339		
3 -	1:26.000	8 -	1:24.222	13 -	1:24.622	18 -	1:24.689		
4 -	1:25.373	9 -	1:23.734	14 -	1:25.416	19 -	1:25.070		
5 -	1:26.364	10 -	1:24.592	15 -	1:28.615	20 -	1:25.492		
19	Richard BURGESS	Ginetta G20							
1 -	7:58.189	6 -	1:27.679	11 -	1:27.596	16 -	1:25.845		
2 -	1:35.246	7 -	1:26.714	12 -	1:26.978	17 -	1:25.350		
3 -	1:27.776	8 -	1:27.236	13 -	1:26.156	18 -	1:26.716		
4 -	1:26.179	9 -	1:26.787	14 -	1:26.777	19 -	1:25.293		
5 -	1:27.881	10 -	1:27.051	15 -	1:26.001	20 -	1:25.794		
20	David WILSON	Ginetta G20							
1 -	7:24.906	6 -	1:36.404	11 -	1:32.569	16 -	1:31.397		
2 -	1:39.526	7 -	1:36.361	12 -	1:39.376	17 -	1:45.323		
3 -	1:36.605	8 -	1:34.478	13 -	1:35.005	18 -	1:32.988		
4 -	1:35.224	9 -	1:36.023	14 -	1:33.692	19 -	1:34.697		
5 -	1:35.103	10 -	1:35.984	15 -	1:31.805				
21	Richard AUSTIN	Ginetta G20							
1 -	7:58.158	6 -	1:24.538	11 -	1:23.898	16 -	1:23.293		
2 -	1:32.696	7 -	1:24.704	12 -	1:23.580	17 -	1:23.211		
3 -	1:25.078	8 -	1:30.512P	13 -	1:25.018	18 -	1:23.940		
4 -	1:24.827	9 -	2:44.766	14 -	1:40.567P	19 -	1:23.021		
5 -	1:25.267	10 -	1:24.243	15 -	1:54.825				

AVO Ginetta Championship

LAP ANALYSIS

(contd.)

22	Lee BIRKETT	Ginetta G20							
1 -	7:27.978	6 -	1:25.566	11 -	1:25.596	16 -	1:23.865	21 -	1:23.079
2 -	1:31.019	7 -	1:23.971	12 -	1:23.537	17 -	1:23.291		
3 -	1:26.745	8 -	1:24.155	13 -	1:24.010	18 -	1:32.935		
4 -	1:27.110	9 -	1:23.499	14 -	1:23.971	19 -	1:23.689		
5 -	1:26.268	10 -	1:23.780	15 -	1:23.857	20 -	1:24.186		
23	Max HENDERSON	Ginetta G20							
1 -	7:27.055	6 -	1:25.405	11 -	1:25.476	16 -	1:23.817		
2 -	1:32.352	7 -	1:30.321P	12 -	1:24.564	17 -	1:25.786		
3 -	1:26.838	8 -	3:18.339	13 -	1:25.145	18 -	1:23.167		
4 -	1:25.237	9 -	1:24.680	14 -	1:23.981	19 -	1:23.139		
5 -	1:25.695	10 -	1:24.789	15 -	1:24.924	20 -	1:23.356		
25	Paul MODEN	Ginetta G20							
1 -	7:58.465	6 -	1:24.374	11 -	1:25.857	16 -	1:24.620	21 -	1:24.505
2 -	1:31.554	7 -	1:24.064	12 -	1:25.678	17 -	1:25.517		
3 -	1:27.234	8 -	1:24.939	13 -	1:23.860	18 -	1:24.378		
4 -	1:25.515	9 -	1:24.510	14 -	1:24.603	19 -	1:23.946		
5 -	1:24.953	10 -	1:24.140	15 -	1:24.385	20 -	1:23.806		
26	Chris DAVISON	Ginetta G20							
1 -	7:25.124	6 -	1:24.336	11 -	1:35.199P	16 -	1:24.908	21 -	1:23.606
2 -	1:27.134	7 -	1:24.052	12 -	1:59.647	17 -	1:23.590		
3 -	1:25.615	8 -	1:24.672	13 -	1:24.625	18 -	1:24.012		
4 -	1:24.182	9 -	1:24.489	14 -	1:25.296	19 -	1:23.899		
5 -	1:26.332	10 -	1:25.624	15 -	1:24.021	20 -	1:23.088		
28	Colin BENHAM	Ginetta G20							
1 -	7:26.316	6 -	1:26.719	11 -	1:25.861	16 -	1:24.930		
2 -	1:34.059	7 -	1:29.991P	12 -	1:26.588	17 -	1:24.837		
3 -	1:26.460	8 -	2:33.793	13 -	1:28.027	18 -	1:25.495		
4 -	1:25.641	9 -	1:25.941	14 -	1:28.607	19 -	1:25.482		
5 -	1:26.149	10 -	1:27.016	15 -	1:26.498	20 -	1:25.980		
32	Tudor ALEXANDER	Ginetta G20							
1 -	7:19.127	6 -	1:23.675	11 -	1:23.416	16 -	2:18.299		
2 -	1:28.095	7 -	1:25.175	12 -	1:26.154	17 -	1:23.750		
3 -	1:25.810	8 -	1:23.896	13 -	1:24.363	18 -	1:44.032		
4 -	1:23.880	9 -	1:26.377	14 -	1:23.348				
5 -	1:23.634	10 -	1:25.454	15 -	1:32.197P				
33	Stewart LINN	Ginetta G20							
1 -	7:18.177	6 -	1:22.700	11 -	1:22.522	16 -	1:22.860	21 -	1:21.851
2 -	1:27.109	7 -	1:23.474	12 -	1:23.308	17 -	1:21.996	22 -	1:22.765
3 -	1:23.582	8 -	1:22.665	13 -	1:22.578	18 -	1:22.065		
4 -	1:23.281	9 -	1:23.126	14 -	1:22.468	19 -	1:22.874		
5 -	1:22.984	10 -	1:22.585	15 -	1:22.203	20 -	1:23.115		

AVO Ginetta Championship

LAP ANALYSIS

(contd.)

37	Nick HAMILTON	Ginetta G20							
1 -	7:46.465	6 -	1:29.034	11 -	1:26.935	16 -	1:59.146		
2 -	1:35.340	7 -	1:31.114	12 -	1:27.191	17 -	1:27.196		
3 -	1:31.281	8 -	1:26.574	13 -	1:26.597	18 -	1:27.848		
4 -	1:29.259	9 -	1:25.681	14 -	1:26.637	19 -	1:27.469		
5 -	1:34.744	10 -	1:25.764	15 -	1:27.043	20 -	1:30.157		
41	Miles MASERATI	Ginetta G20							
1 -	7:38.517	6 -	1:31.021	11 -	1:29.133	16 -	1:29.476		
2 -	1:40.973	7 -	1:29.181	12 -	1:40.039P	17 -	1:28.497		
3 -	1:34.776	8 -	1:29.581	13 -	3:17.084	18 -	1:27.328		
4 -	1:34.848	9 -	1:30.410	14 -	1:33.248				
5 -	1:30.372	10 -	1:30.856	15 -	1:32.437				
42	Julian BARRATT	Ginetta G20							
1 -	7:22.012	6 -	1:35.925	11 -	1:23.410	16 -	2:16.983		
2 -	1:26.834	7 -	1:23.823	12 -	1:23.635	17 -	1:23.280		
3 -	1:24.510	8 -	1:23.404	13 -	1:23.160	18 -	1:23.839		
4 -	1:26.377	9 -	1:28.808	14 -	1:22.604	19 -	1:22.572		
5 -	1:24.039	10 -	1:35.215	15 -	1:32.741P	20 -	1:22.889		
44	Felix SCOTT	Ginetta G20							
1 -	7:45.112	6 -	1:23.805	11 -	1:23.427	16 -	2:22.940		
2 -	1:28.084	7 -	1:24.529	12 -	1:25.998	17 -	1:25.743		
3 -	1:30.880	8 -	1:28.407	13 -	1:25.549	18 -	1:24.583		
4 -	1:27.886	9 -	1:25.601	14 -	1:30.752	19 -	1:25.225		
5 -	1:24.363	10 -	1:23.707	15 -	1:34.426P	20 -	1:24.902		
58	Martin JONES	Ginetta G20							
1 -	7:47.931	6 -	1:29.549	11 -	1:26.954	16 -	1:26.262		
2 -	1:34.957	7 -	1:28.972	12 -	1:26.143	17 -	1:27.565		
3 -	1:31.968	8 -	1:27.950	13 -	1:26.216	18 -	1:26.233		
4 -	1:30.020	9 -	1:28.310	14 -	1:53.859	19 -	1:27.670		
5 -	1:31.199	10 -	1:27.417	15 -	1:26.877	20 -	1:25.424		
61	Rob AUSTIN	Ginetta G20							
1 -	8:00.942	6 -	1:23.248	11 -	1:23.544	16 -	1:21.790	21 -	1:22.371
2 -	1:29.576	7 -	1:22.921	12 -	1:27.886	17 -	1:22.473		
3 -	1:24.544	8 -	1:22.798	13 -	1:23.513	18 -	1:22.586		
4 -	1:24.524	9 -	1:32.621	14 -	1:24.477	19 -	1:22.314		
5 -	1:23.719	10 -	1:24.144	15 -	1:22.909	20 -	1:34.365		
74	Christian DICK	Ginetta G20							
1 -	7:38.170	6 -	1:24.320	11 -	1:23.389	16 -	1:22.987		
2 -	1:27.283	7 -	1:23.308	12 -	1:23.406	17 -	1:23.066		
3 -	1:25.943	8 -	1:23.632	13 -	1:32.374P	18 -	1:22.216		
4 -	1:23.651	9 -	1:22.688	14 -	2:27.691P	19 -	1:22.934		
5 -	1:24.167	10 -	1:22.439	15 -	1:54.319	20 -	1:23.442		

AVO Ginetta Championship

LAP ANALYSIS

(contd.)


75	Edd STRAW	Ginetta G20							
1 -	7:48.271	6 -	1:26.586	11 -	1:29.064	16 -	1:25.027		
2 -	1:31.621	7 -	1:31.544	12 -	1:25.654	17 -	1:28.296		
3 -	1:40.625	8 -	1:25.638	13 -	1:25.836	18 -	1:25.623		
4 -	1:32.089P	9 -	1:26.140	14 -	1:24.629	19 -	1:40.906		
5 -	3:05.519	10 -	1:33.068	15 -	1:28.086				
77	Richard SYKES	Ginetta G20							
1 -	7:33.152	6 -	1:25.511	11 -	1:24.974				
2 -	1:33.383	7 -	1:25.977	12 -	1:25.071				
3 -	1:29.426	8 -	1:28.255	13 -	1:26.503				
4 -	1:26.874	9 -	1:29.921						
5 -	1:24.888	10 -	1:26.443						
82	Jonathan HAWKINS	Ginetta G20							
1 -	7:30.188	6 -	1:25.088	11 -	1:25.155	16 -	1:27.769	21 -	1:24.625
2 -	1:34.404	7 -	1:24.904	12 -	1:26.389	17 -	1:26.175		
3 -	1:28.126	8 -	1:24.473	13 -	1:24.452	18 -	1:29.134		
4 -	1:25.169	9 -	1:24.651	14 -	1:24.307	19 -	1:24.924		
5 -	1:25.490	10 -	1:24.519	15 -	1:24.767	20 -	1:25.571		
88	Mark WANIA	Ginetta G20							
1 -	7:57.557	6 -	1:34.833P	11 -	1:23.673	16 -	1:22.195		
2 -	1:33.806	7 -	2:33.226	12 -	1:23.040	17 -	1:22.868		
3 -	1:25.327	8 -	1:24.406	13 -	1:23.030	18 -	1:22.447		
4 -	1:24.348	9 -	1:23.475	14 -	1:42.817	19 -	1:22.459		
5 -	1:24.631	10 -	1:23.299	15 -	1:31.534	20 -	1:22.853		
99	Felix SCOTT	Ginetta G20							
1 -	7:26.901	6 -	1:26.006	11 -	1:25.215	16 -	1:25.770	21 -	1:25.150
2 -	1:34.141	7 -	1:24.777	12 -	1:24.924	17 -	1:25.817		
3 -	1:27.380	8 -	1:40.043	13 -	1:28.051	18 -	1:25.546		
4 -	1:25.375	9 -	1:28.257	14 -	1:28.720	19 -	1:25.092		
5 -	1:26.478	10 -	1:24.974	15 -	1:26.658	20 -	1:26.154		

AVO Ginetta Championship

GRID FOR RACE 3

ROW 17	20	WILSON			
ROW 16		9	PARKMAN	41	MASERATI
ROW 15	58	JONES	37	HAMILTON	
ROW 14		14	GOODWIN	19	BURGESS
ROW 13	28	BENHAM	77	SYKES	
ROW 12		75	STRAW	99	SCOTT
ROW 11	6	PEARSON	10	HYDE	
ROW 10		11	RIGBY	82	HAWKINS
ROW 9	18	WILLOUGHBY	25	MODEN	
ROW 8		4	COOMBS	8	SHAW
ROW 7	32	ALEXANDER	44	SCOTT	
ROW 6		23	HENDERSON	7	BAILEY
ROW 5	22	BIRKETT	26	DAVISON	
ROW 4		12	MITCHELL	21	AUSTIN
ROW 3	17	DEVINE	42	BARRATT	
ROW 2		88	WANIA	74	DICK
ROW 1	61	AUSTIN	33	LINN	

POLE



Cars 37 + 75 - TRANSPONDERS NOT WORKING

Weather/Track : Cloudy/Dry

These results are provisional until the conclusion of any judicial and technical matters.

Donington Park

Circuit Length = 1.9573 miles.

Start: 13:57 End: 14:25

Clerk of Course:	Stewards:	Timekeeper:
------------------	-----------	-------------

AVO Ginetta Championship

RACE 3 RESULT

POS	NO	CL	NAME	NAT	ENTRY	TIME	LAPS	GAP	MPH	BEST
1	61		Rob AUSTIN		Ginetta G20	25:08.189	16		74.67	1:22.156
2	88		Mark WANIA		Ginetta G20	25:18.846	16	10.657	74.15	1:23.319
3	42		Julian BARRATT		Ginetta G20	25:19.378	16	11.189	74.12	1:22.580
4	74		Christian DICK		Ginetta G20	25:23.445	16	15.256	73.93	1:22.168
5	17		Dave DEVINE		Ginetta G20	25:24.032	16	15.843	73.90	1:22.291
6	26		Chris DAVISON		Ginetta G20	25:25.337	16	17.148	73.83	1:22.844
7	8		Simon SHAW		Ginetta G20	25:31.251	16	23.062	73.55	1:23.251
8	21		Richard AUSTIN		Ginetta G20	25:31.665	16	23.476	73.53	1:23.632
9	44		Felix SCOTT		Ginetta G20	25:39.870	16	31.681	73.14	1:23.290
10	10		Jonathan HYDE		Ginetta G20	25:42.198	16	34.009	73.03	1:23.920
11	32		Tudor ALEXANDER		Ginetta G20	25:42.848	16	34.659	73.00	1:23.617
12	22		Lee BIRKETT		Ginetta G20	25:53.853	16	45.664	72.48	1:24.357
13	23		Max HENDERSON		Ginetta G20	25:54.019	16	45.830	72.47	1:23.975
14	18		David WILLOUGHBY		Ginetta G20	25:59.482	16	51.293	72.22	1:24.564
15	14		David GOODWIN		Ginetta G20	25:59.609	16	51.420	72.21	1:25.215
16	6		Michael PEARSON		Ginetta G20	26:09.727	16	1:01.538	71.75	1:25.124
17	28		Colin BENHAM		Ginetta G20	26:16.080	16	1:07.891	71.46	1:25.805
18	25		Paul MODEN		Ginetta G20	26:20.001	16	1:11.812	71.28	1:25.436
19	58		Martin JONES		Ginetta G20	26:20.887	16	1:12.698	71.24	1:26.512
20	37		Nick HAMILTON		Ginetta G20	26:20.997	16	1:12.808	71.23	1:26.842
21	9		Rob PARKMAN		Ginetta G20	26:30.864	16	1:22.675	70.79	1:26.072
22	7		James BAILEY		Ginetta G20	26:32.960	16	1:24.771	70.70	1:24.565
23	82		Jonathan HAWKINS		Ginetta G20	26:33.471	16	1:25.282	70.68	1:24.018
24	41		Miles MASERATI		Ginetta G20	26:34.382	16	1:26.193	70.64	1:27.527
25	99		Felix SCOTT		Ginetta G20	26:40.026	16	1:31.837	70.39	1:26.153
26	20		David WILSON		Ginetta G20	26:37.160	15	1 LAP	66.10	1:31.218

NOT CLASSIFIED

12			Gavin MITCHELL		Ginetta G20	20:02.366	12	D.N.F.	70.23	1:22.955
11			Steve RIGBY		Ginetta G20	20:14.120	12	D.N.F.	69.55	1:25.488
4			Andy COOMBS		Ginetta G20	20:14.274	12	D.N.F.	69.54	1:23.949
33			Stewart LINN		Ginetta G20	17:12.123	10	D.N.F.	68.16	1:24.225
75			Edd STRAW		Ginetta G20	15:14.464	8	D.N.F.	61.52	1:27.747
77			Richard SYKES		Ginetta G20	1:46.509	1	D.N.F.	65.10	1:46.509
19			Richard BURGESS		Ginetta G20	1:46.651	1	D.N.F.	65.02	1:46.651

FASTEST LAP

61			Rob AUSTIN		Ginetta G20	1:22.156	16	85.76mph		138.02kph
----	--	--	------------	--	-------------	----------	----	----------	--	-----------

Weather/Track : Bright/Dry

These results are provisional until the conclusion of any judicial and technical matters.

Donington Park
Circuit Length = 1.9573 miles.
Start: 10:35 End: 11:00

Clerk of Course:	Stewards:	Timekeeper:
------------------	-----------	-------------

AVO Ginetta Championship

LAP CHART

Lap 1			Lap 2			Lap 3			Lap 4			Lap 5		
No	Behind	Laptime	No	Behind	Laptime	No	Behind	Laptime	No	Behind	Laptime	No	Behind	Laptime
33		1:28.257	33		1:25.240	33		2:22.438	33		2:17.014	33		2:23.368
61	1.060	1:29.317	61	0.232	1:24.412	61	1.268	2:23.474	61	1.194	2:16.940	61	0.562	2:22.736
42	1.929	1:30.186	88	1.240	1:24.322	88	2.255	2:23.453	88	2.480	2:17.239	88	1.273	2:22.161
88	2.158	1:30.415	42	1.583	1:24.894	42	3.429	2:24.284	42	3.218	2:16.803	42	1.706	2:21.856
74	2.655	1:30.912	74	1.763	1:24.348	74	4.458	2:25.133	74	4.638	2:17.194	74	2.888	2:21.618
21	2.855	1:31.112	26	2.101	1:24.239	26	5.329	2:25.666	26	6.111	2:17.796	26	3.798	2:21.055
26	3.102	1:31.359	21	2.599	1:24.984	21	6.821	2:26.660	21	8.214	2:18.407	21	4.796	2:19.950
17	3.508	1:31.765	17	3.155	1:24.887	17	7.782	2:27.065	17	9.224	2:18.456	17	4.950	2:19.094
12	5.066	1:33.323	12	4.344	1:24.518	12	8.458	2:26.552	12	9.743	2:18.299	12	5.415	2:19.040
22	5.987	1:34.244	22	5.104	1:24.357	22	9.354	2:26.688	22	11.150	2:18.810	22	6.162	2:18.380
10	6.562	1:34.819	10	5.709	1:24.387	10	10.298	2:27.027	10	12.149	2:18.865	10	6.463	2:17.682
7	7.567	1:35.824	4	8.857	1:26.397	4	12.025	2:25.606	4	13.385	2:18.374	4	7.118	2:17.101
4	7.700	1:35.957	7	10.362	1:28.035	7	12.944	2:25.020	7	14.522	2:18.592	7	8.163	2:17.009
8	8.422	1:36.679	23	10.409	1:27.052	23	13.636	2:25.665	32	15.676	2:17.494	23	8.277	2:15.887
23	8.597	1:36.854	8	10.675	1:27.493	8	14.337	2:26.100	23	15.758	2:19.136	8	8.557	2:15.304
32	9.056	1:37.313	32	10.859	1:27.043	32	15.196	2:26.775	8	16.621	2:19.298	32	9.566	2:17.258
82	9.170	1:37.427	82	11.111	1:27.181	82	16.342	2:27.669	82	18.030	2:18.702	11	12.971	2:17.612
28	9.433	1:37.690	11	11.371	1:26.436	11	16.699	2:27.766	11	18.727	2:19.042	14	13.551	2:17.097
11	10.175	1:38.432	14	12.023	1:26.972	14	17.373	2:27.788	14	19.822	2:19.463	28	13.982	2:16.523
75	10.260	1:38.517	28	12.927	1:28.734	28	18.549	2:28.060	28	20.827	2:19.292	75	14.281	2:15.574
14	10.291	1:38.548	75	13.414	1:28.394	75	19.446	2:28.470	75	22.075	2:19.643	82	15.368	2:20.706P
9	12.125	1:40.382	44	14.010	1:26.473	44	20.578	2:29.006	44	23.030	2:19.466	44	14.516	2:14.854
58	12.430	1:40.687	9	15.010	1:28.125	9	22.322	2:29.750	9	24.846	2:19.538	9	16.080	2:14.602
44	12.777	1:41.034	99	15.523	1:27.224	99	22.684	2:29.599	99	25.730	2:20.060	99	16.242	2:13.880
99	13.539	1:41.796	58	15.939	1:28.749	58	23.778	2:30.277	58	26.313	2:19.549	58	16.477	2:13.532
37	13.745	1:42.002	37	16.680	1:28.175	37	24.500	2:30.258	37	27.748	2:20.262	37	17.564	2:13.184
6	15.970	1:44.227	18	17.882	1:26.163	18	25.639	2:30.195	18	28.762	2:20.137	18	18.438	2:13.044
41	16.464	1:44.721	6	18.034	1:27.304	6	26.719	2:31.123	6	29.763	2:20.058	6	18.812	2:12.417
18	16.959	1:45.216	25	19.365	1:25.907	25	28.225	2:31.298	25	31.420	2:20.209	25	19.268	2:11.216
20	18.139	1:46.396	41	20.242	1:29.018	41	28.674	2:30.870	41	31.701	2:20.041	41	20.375	2:12.042
77	18.252	1:46.509	20	25.339	1:32.440	20	30.710	2:27.809	20	32.875	2:19.179	20	22.166	2:12.659
19	18.394	1:46.651												
25	18.698	1:46.955												

AVO Ginetta Championship

LAP CHART

(contd.)

Lap 6			Lap 7			Lap 8			Lap 9			Lap 10		
No	Behind	Laptime	No	Behind	Laptime	No	Behind	Laptime	No	Behind	Laptime	No	Behind	Laptime
61		1:23.935	61		1:23.006	61		1:23.211	61		1:22.651	61		1:22.798
88	0.728	1:23.952	88	1.302	1:23.580	88	1.410	1:23.319	88	2.198	1:23.439	88	2.761	1:23.361
33	1.019	1:25.516	74	2.076	1:23.575	42	3.504	1:24.376	74	4.250	1:23.396	74	3.620	1:22.168
42	1.223	1:24.014	42	2.339	1:24.122	74	3.505	1:24.640	42	4.562	1:23.709	42	4.344	1:22.580
74	1.507	1:23.116	33	3.123	1:25.110	33	4.710	1:24.798	33	6.284	1:24.225	26	11.071	1:27.016
26	3.011	1:23.710	26	4.845	1:24.840	26	6.060	1:24.426	26	6.853	1:23.444	17	11.466	1:26.033
17	4.674	1:24.221	17	5.783	1:24.115	17	7.274	1:24.702	17	8.231	1:23.608	12	11.947	1:26.052
12	5.898	1:24.980	12	7.470	1:24.578	12	8.389	1:24.130	12	8.693	1:22.955	21	12.114	1:23.851
21	6.340	1:26.041	21	8.069	1:24.735	21	10.080	1:25.222	21	11.061	1:23.632	10	17.251	1:24.944
22	7.216	1:25.551	4	10.257	1:25.664	8	12.702	1:24.970	8	14.403	1:24.352	8	17.484	1:25.879
4	7.599	1:24.978	8	10.943	1:26.069	10	13.101	1:24.952	10	15.105	1:24.655	23	18.872	1:24.490
10	7.729	1:25.763	10	11.360	1:26.637	23	14.088	1:25.155	23	17.180	1:25.743	33	19.643	1:36.157P
8	7.880	1:23.820	23	12.144	1:25.289	32	19.353	1:28.017	32	21.954	1:25.252	20	1 LAP	2:16.103
23	9.861	1:26.081	32	14.547	1:25.847	7	19.849	1:28.033	7	23.392	1:26.194	32	24.160	1:25.004
7	10.643	1:26.977	7	15.027	1:27.390	44	22.782	1:26.869	44	24.254	1:24.123	44	24.977	1:23.521
32	11.706	1:26.637	44	19.124	1:26.160	11	23.181	1:26.779	22	26.056	1:24.470	22	29.268	1:26.010
14	15.231	1:26.177	14	19.288	1:27.063	14	23.314	1:27.237	11	26.348	1:25.818	7	30.172	1:29.578P
11	15.695	1:27.221	11	19.613	1:26.924	4	23.653	1:36.607	14	26.587	1:25.924	11	29.460	1:25.910
44	15.970	1:25.951	22	19.722	1:35.512	22	24.237	1:27.726	28	28.332	1:25.805	4	29.533	1:23.949
28	16.533	1:27.048	28	20.434	1:26.907	99	24.694	1:26.177	4	28.382	1:27.380	14	30.577	1:26.788
99	18.581	1:26.836	99	21.728	1:26.153	28	25.178	1:27.955	99	28.775	1:26.732	18	32.436	1:26.058
9	19.590	1:28.007	18	23.321	1:26.092	18	26.617	1:26.507	18	29.176	1:25.210	99	32.849	1:26.872
18	20.235	1:26.294	9	23.705	1:27.121	9	27.553	1:27.059	9	31.815	1:26.913	6	36.025	1:26.744
58	20.571	1:28.591	6	25.692	1:27.479	6	28.096	1:25.615	6	32.079	1:26.634	9	36.701	1:27.684
6	21.219	1:26.904	58	26.634	1:29.069	37	30.635	1:26.857	37	35.969	1:27.985	58	40.532	1:26.512
25	21.813	1:27.042	37	26.989	1:27.571	58	30.785	1:27.362	58	36.818	1:28.684	37	40.892	1:27.721
37	22.424	1:29.357	75	28.747	1:27.747	41	37.789	1:29.056	41	43.876	1:28.738	28	42.395	1:36.861
75	24.006	1:34.222	41	31.944	1:29.429	25	41.751	1:27.792	25	44.808	1:25.708	25	49.228	1:27.218
41	25.521	1:29.643	25	37.170	1:38.363	20	53.213	1:36.342	82	1:10.140	1:25.946	41	49.732	1:28.654
20	30.982	1:33.313	20	40.082	1:32.106	75	1:07.433	2:01.897P				82	1:12.135	1:24.793
82	1:01.219	2:10.348	82	1:03.963	1:25.750	82	1:06.845	1:26.093						

AVO Ginetta Championship

LAP CHART

(contd.)

Lap 11			Lap 12			Lap 13			Lap 14			Lap 15		
No	Behind	Laptime	No	Behind	Laptime	No	Behind	Laptime	No	Behind	Laptime	No	Behind	Laptime
61		1:22.631	61		1:23.081	61		1:22.509	61		1:22.500	61		1:22.832
88	5.346	1:25.216	88	6.003	1:23.738	88	6.850	1:23.356	88	8.011	1:23.661	88	9.092	1:23.913
42	5.772	1:24.059	42	6.433	1:23.742	42	7.041	1:23.117	42	8.245	1:23.704	42	9.577	1:24.164
74	9.341	1:28.352	74	11.469	1:25.209	74	11.738	1:22.778	74	12.627	1:23.389	74	13.676	1:23.881
17	12.688	1:23.853	17	12.741	1:23.134	17	12.523	1:22.291	17	12.821	1:22.798	17	13.824	1:23.835
26	12.794	1:24.354	26	13.232	1:23.519	26	13.567	1:22.844	26	14.480	1:23.413	26	15.627	1:23.979
12	13.153	1:23.837	21	15.835	1:24.641	21	17.622	1:24.296	21	19.737	1:24.615	21	21.269	1:24.364
21	14.275	1:24.792	8	19.592	1:23.323	8	20.334	1:23.251	8	21.108	1:23.274	8	21.771	1:23.495
8	19.350	1:24.497	10	21.058	1:23.920	10	24.594	1:26.045	10	28.311	1:26.217	44	30.394	1:23.290
10	20.219	1:25.599	23	21.885	1:23.975	23	28.680	1:29.304	44	29.936	1:23.741	10	31.682	1:26.203
23	20.991	1:24.750	12	24.174	1:34.102P	44	28.695	1:23.318	32	31.260	1:24.070	32	33.198	1:24.770
44	27.132	1:24.786	44	27.886	1:23.835	32	29.690	1:23.812	23	31.641	1:25.461	22	42.928	1:25.537
32	27.153	1:25.624	32	28.387	1:24.315	22	37.693	1:24.466	22	40.223	1:25.030	23	43.044	1:34.235
22	33.404	1:26.767	22	35.736	1:25.413	18	40.192	1:24.643	18	43.270	1:25.578	14	46.702	1:25.650
11	33.521	1:26.692	11	35.928	1:25.488	14	40.484	1:25.630	14	43.884	1:25.900	18	47.545	1:27.107
4	35.135	1:28.233	4	36.082	1:24.028	6	45.560	1:26.178	6	49.464	1:26.404	6	53.841	1:27.209
14	35.229	1:27.283	14	37.363	1:25.215	20	1 LAP	1:31.218	28	1:00.027	1:27.696	28	1:03.223	1:26.028
20	1 LAP	1:35.308	18	38.058	1:24.564	28	54.831	1:27.244	58	1:02.045	1:27.459	37	1:06.558	1:26.842
18	36.575	1:26.770	6	41.891	1:26.454	58	57.086	1:27.574	37	1:02.548	1:27.544	58	1:06.727	1:27.514
99	37.274	1:27.056	20	1 LAP	1:31.785	37	57.504	1:27.136	25	1:04.674	1:26.768	25	1:07.325	1:25.483
6	38.518	1:25.124	99	47.218	1:33.025	99	57.968	1:33.259	20	1 LAP	1:34.520	9	1:15.433	1:31.416
9	40.142	1:26.072	28	50.096	1:26.837	25	1:00.406	1:28.220	9	1:06.849	1:27.692	20	1 LAP	1:34.958
37	45.489	1:27.228	58	52.021	1:29.466	9	1:01.657	1:29.656	99	1:09.041	1:33.573	99	1:19.503	1:33.294
58	45.636	1:27.735	37	52.877	1:30.469	41	1:06.672	1:28.495	41	1:14.053	1:29.881	41	1:19.767	1:28.546
28	46.340	1:26.576	9	54.510	1:37.449	7	1:15.783	1:25.024	7	1:18.814	1:25.531	82	1:20.815	1:24.319
25	52.340	1:25.743	25	54.695	1:25.436	82	1:16.628	1:24.376	82	1:19.328	1:25.200	7	1:21.166	1:25.184
41	54.628	1:27.527	41	1:00.686	1:29.139									
7	1:11.784	2:04.243	7	1:13.268	1:24.565									
82	1:13.824	1:24.320	82	1:14.761	1:24.018									

AVO Ginetta Championship

LAP CHART


(contd.)

Lap 16			Lap 17			Lap 18			Lap 19			Lap 20		
No	Behind	Laptime	No	Behind	Laptime	No	Behind	Laptime	No	Behind	Laptime	No	Behind	Laptime
61		1:22.156												
88	10.657	1:23.721												
42	11.189	1:23.768												
74	15.256	1:23.736												
17	15.843	1:24.175												
26	17.148	1:23.677												
8	23.062	1:23.447												
21	23.476	1:24.363												
44	31.681	1:23.443												
10	34.009	1:24.483												
32	34.659	1:23.617												
22	45.664	1:24.892												
23	45.830	1:24.942												
18	51.293	1:25.904												
14	51.420	1:26.874												
6	1:01.538	1:29.853												
28	1:07.891	1:26.824												
25	1:11.812	1:26.643												
58	1:12.698	1:28.127												
37	1:12.808	1:28.406												
9	1:22.675	1:29.398												
7	1:24.771	1:25.761												
82	1:25.282	1:26.623												
41	1:26.193	1:28.582												
20	1 LAP	1:33.024												
99	1:31.837	1:34.490												

AVO Ginetta Championship

GRID FOR RACE 11

ROW 17	1:31.805	20	WILSON	
ROW 16	1:26.143	58	JONES	1:28.497 41 MASERATI
ROW 15	1:25.764	37	HAMILTON	1:25.834 9 PARKMAN
ROW 14	1:25.276	14	GOODWIN	1:25.350 19 BURGESS
ROW 13	1:24.974	77	SYKES	1:25.027 75 STRAW
ROW 12	1:24.924	99	SCOTT	1:24.930 28 BENHAM
ROW 11	1:24.600	10	HYDE	1:24.812 6 PEARSON
ROW 10	1:24.303	11	RIGBY	1:24.452 82 HAWKINS
ROW 9	1:23.918	8	SHAW	1:24.222 18 WILLOUGHBY
ROW 8	1:23.707	44	SCOTT	1:23.860 25 MODEN
ROW 7	1:23.590	26	DAVISON	1:23.673 4 COOMBS
ROW 6	1:23.416	32	ALEXANDER	1:23.529 7 BAILEY
ROW 5	1:23.222	12	MITCHELL	1:23.291 22 BIRKETT
ROW 4	1:23.167	23	HENDERSON	1:23.211 21 AUSTIN
ROW 3	1:22.509	17	DEVINE	1:22.604 42 BARRATT
ROW 2	1:22.439	74	DICK	1:22.447 88 WANIA
ROW 1	1:21.996	33	LINN	1:22.314 61 AUSTIN
POLE				



Weather/Track : Cloudy/Dry
These results are provisional until the conclusion of any judicial and technical matters.

Donington Park
 Circuit Length = 1.9573 miles.
 Start: 13:57 End: 14:25

Clerk of Course:	Stewards:	Timekeeper:
------------------	-----------	-------------

AVO Ginetta Championship

RACE 11 RESULT

POS	NO	CL	NAME	NAT	ENTRY	TIME	LAPS	GAP	MPH	BEST
1	17		Dave DEVINE		Ginetta G20	17:29.223	7		46.90	1:36.134
2	74		Christian DICK		Ginetta G20	17:30.259	7	1.036	46.85	1:34.984
3	25		Paul MODEN		Ginetta G20	17:30.867	7	1.644	46.83	1:36.618
4	10		Jonathan HYDE		Ginetta G20	17:32.414	7	3.191	46.76	1:38.525
5	12		Gavin MITCHELL		Ginetta G20	17:33.264	7	4.041	46.72	1:37.115
6	33		Stewart LINN		Ginetta G20	17:34.973	7	5.750	46.64	1:39.929
7	44		Felix SCOTT		Ginetta G20	17:35.751	7	6.528	46.61	1:39.313
8	88		Mark WANIA		Ginetta G20	17:39.163	7	9.940	46.46	1:39.397
9	26		Chris DAVISON		Ginetta G20	17:40.315	7	11.092	46.41	1:38.887
10	32		Tudor ALEXANDER		Ginetta G20	17:41.353	7	12.130	46.36	1:40.788
11	22		Lee BIRKETT		Ginetta G20	17:42.709	7	13.486	46.30	1:39.160
12	21		Richard AUSTIN		Ginetta G20	17:44.444	7	15.221	46.23	1:37.102
13	4		Andy COOMBS		Ginetta G20	17:46.987	7	17.764	46.12	1:39.234
14	28		Colin BENHAM		Ginetta G20	17:48.545	7	19.322	46.05	1:44.295
15	18		David WILLOUGHBY		Ginetta G20	17:49.302	7	20.079	46.02	1:43.238
16	6		Michael PEARSON		Ginetta G20	17:50.634	7	21.411	45.96	1:44.784
17	11		Steve RIGBY		Ginetta G20	17:51.970	7	22.747	45.90	1:44.365
18	58		Martin JONES		Ginetta G20	17:52.549	7	23.326	45.88	1:43.496
19	9		Rob PARKMAN		Ginetta G20	17:55.479	7	26.256	45.75	1:44.230
20	41		Miles MASERATI		Ginetta G20	18:16.085	7	46.862	44.89	1:42.771
21	20		David WILSON		Ginetta G20	18:20.596	7	51.373	44.71	1:43.794
22	82		Jonathan HAWKINS		Ginetta G20	18:22.437	7	53.214	44.64	1:43.722

NOT CLASSIFIED

99		Felix SCOTT		Ginetta G20	15:01.452	6	D.N.F.	46.77	1:43.073
23		Max HENDERSON		Ginetta G20	11:00.552	4	D.N.F.	42.50	1:41.871
61		Rob AUSTIN		Ginetta G20	11:21.630	4	D.N.F.	41.18	1:40.168
8		Simon SHAW		Ginetta G20	9:10.948	3	D.N.F.	38.16	1:40.670
14		David GOODWIN		Ginetta G20	9:25.438	3	D.N.F.	37.18	1:42.965
42		Julian BARRATT		Ginetta G20	7:13.217	2	D.N.F.	32.27	1:36.424
37		Nick HAMILTON		Ginetta G20	7:37.778	2	D.N.F.	30.54	1:42.084
7		James BAILEY		Ginetta G20	5:58.851	1	D.N.F.	19.32	

FASTEST LAP

74		Christian DICK		Ginetta G20	1:34.984	5	74.18mph	119.38kph
----	--	----------------	--	-------------	----------	---	----------	-----------

Weather/Track : Raining/Wet

These results are provisional until the conclusion of any judicial and technical matters.

Donington Park
Circuit Length = 1.9573 miles.
Start: 15:40 End: 15:58

Clerk of Course:	Stewards:	Timekeeper:
------------------	-----------	-------------

AVO Ginetta Championship

LAP CHART

Lap 1			Lap 2			Lap 3			Lap 4			Lap 5		
No	Behind	Laptime	No	Behind	Laptime	No	Behind	Laptime	No	Behind	Laptime	No	Behind	Laptime
42		5:36.793	42		1:36.424	17		1:36.134	17		1:36.711	17		1:37.075
17	2.978	5:39.771	17	2.873	1:36.319	74	9.493	1:43.326	74	8.709	1:35.927	74	6.618	1:34.984
33	4.433	5:41.226	74	5.174	1:35.276	33	11.001	1:42.070	25	13.073	1:36.618	25	13.885	1:37.887
74	6.322	5:43.115	33	7.938	1:39.929	25	13.166	1:40.566	33	16.869	1:42.579	10	20.717	1:40.589
21	7.795	5:44.588	22	11.502	1:39.160	10	13.708	1:40.190	10	17.203	1:40.206	12	21.241	1:39.372
22	8.766	5:45.559	25	11.607	1:39.075	12	18.540	1:40.241	12	18.944	1:37.115	33	23.642	1:43.848
25	8.956	5:45.749	10	12.525	1:38.525	8	18.724	1:40.670	88	22.788	1:39.397	44	26.287	1:39.643
10	10.424	5:47.217	8	17.061	1:42.708	88	20.102	1:41.137	4	23.097	1:39.234	88	26.914	1:41.201
8	10.777	5:47.570	12	17.306	1:40.191	4	20.574	1:41.225	44	23.719	1:39.313	26	27.244	1:39.554
88	11.936	5:48.729	88	17.972	1:42.460	44	21.117	1:39.761	26	24.765	1:38.887	32	33.872	1:41.230
32	13.300	5:50.093	4	18.356	1:39.889	32	22.406	1:40.788	32	29.717	1:44.022	4	37.384	1:51.362
12	13.539	5:50.332	44	20.363	1:40.871	26	22.589	1:40.173	22	32.090	1:39.781	22	37.602	1:42.587
4	14.891	5:51.684	32	20.625	1:43.749	23	24.120	1:41.871	23	31.617	1:44.208	21	38.559	1:37.102
23	15.330	5:52.123	23	21.256	1:42.350	22	29.020	1:56.525	21	38.532	1:41.703	28	50.813	1:44.295
44	15.916	5:52.709	26	21.423	1:41.394	11	31.367	1:44.365	28	43.593	1:45.633	6	52.750	1:44.784
11	16.304	5:53.097	37	24.561	1:42.084	82	32.382	1:45.190	6	45.041	1:46.517	11	53.394	1:44.658
26	16.453	5:53.246	11	26.009	1:46.129	14	33.214	1:45.135	11	45.811	1:51.155	18	53.770	1:44.085
82	18.901	5:55.694	82	26.199	1:43.722	21	33.540	1:41.383	58	46.710	1:45.935	58	54.106	1:44.471
37	18.901	5:55.694	14	27.086	1:42.965	28	34.671	1:45.782	18	46.760	1:46.509	99	57.423	1:45.323
6	19.369	5:56.162	28	27.896	1:44.394	6	35.235	1:45.983	99	49.175	1:47.523	9	1:01.982	1:46.583
28	19.926	5:56.719	6	28.259	1:45.314	18	36.962	1:43.238	9	52.474	1:46.032	41	2:24.724	2:54.697
14	20.545	5:57.338	21	31.164	1:59.793	58	37.486	1:43.496	61	52.695	1:40.168	20	2:25.730	2:50.667
7	22.058	5:58.851P	18	32.731	1:47.745	99	38.363	1:43.073	41	1:07.102	1:44.441	82	2:27.230	2:39.032
18	21.410	5:58.203	58	32.997	1:46.717	9	43.153	1:44.230	20	1:12.138	1:46.988			
58	22.704	5:59.497	99	34.297	1:47.298	61	49.238	1:40.597	82	1:25.273	2:29.602			
99	23.423	6:00.216	9	37.930	1:47.269	41	59.372	1:42.771						
41	24.511	6:01.304	61	47.648	1:43.621	20	1:01.861	1:43.794						
20	26.618	6:03.411	41	55.608	2:07.521									
9	27.085	6:03.878	20	57.074	2:06.880									
61	40.451	6:17.244												

AVO Ginetta Championship

LAP CHART

(contd.)

Lap 6			Lap 7			Lap 8			Lap 9			Lap 10		
No	Behind	Laptime	No	Behind	Laptime	No	Behind	Laptime	No	Behind	Laptime	No	Behind	Laptime
17		2:29.062	17		2:54.151									
74	1.288	2:23.732	74	1.036	2:53.899									
25	1.918	2:17.095	25	1.644	2:53.877									
10	3.048	2:11.393	10	3.191	2:54.294									
12	3.748	2:11.569	12	4.041	2:54.444									
33	5.383	2:10.803	33	5.750	2:54.518									
44	6.430	2:09.205	44	6.528	2:54.249									
88	8.452	2:10.600	88	9.940	2:55.639									
26	9.577	2:11.395	26	11.092	2:55.666									
32	10.880	2:06.070	32	12.130	2:55.401									
22	12.049	2:03.509	22	13.486	2:55.588									
21	13.819	2:04.322	21	15.221	2:55.553									
4	16.754	2:08.432	4	17.764	2:55.161									
28	17.535	1:55.784	28	19.322	2:55.938									
18	18.505	1:53.797	18	20.079	2:55.725									
6	19.824	1:56.136	6	21.411	2:55.738									
11	20.399	1:56.067	11	22.747	2:56.499									
58	20.966	1:55.922	58	23.326	2:56.511									
9	23.419	1:50.499	9	26.256	2:56.988									
99	26.380	1:58.019P	41	46.862	1:47.424									
41	1:53.589	1:57.927	20	51.373	1:45.812									
20	1:59.712	2:03.044	82	53.214	1:46.927									
82	2:00.438	2:02.270												

Dunlop Radical Biduro Championship

FREE PRACTICE

POS	NO	CL	NAME	NAT	ENTRY	TIME	LAPS	GAP	MPH
1	99	R4	Guy HODGKIN		Radical SR4	1:13.904	17		95.34
2	66	R4	Malcolm BARNETT		Radical SR4	1:14.220	19	0.316	94.93
3	5	R4	James SAGGERS		Radical SR4	1:14.660	17	0.756	94.37
4	14	R4	Roger BROMILEY		Radical SR4	1:14.798	20	0.894	94.20
5	88	R4	Terrence WOODWARD		Radical SR4	1:15.705	15	1.801	93.07
6	67	R4	Jacob GREAVES		Radical SR4	1:16.251	18	2.347	92.40
7	80	R4	Chris ENDERBY		Radical SR4	1:17.336	13	3.432	91.11
8	55	IN	Duncan WILLIAMS		Radical Prosport	1:17.935	14	4.031	90.41
9	23	R4	John HEWITT		Radical SR4	1:18.215	15	4.311	90.08
10	85	R4	Mark PILE		Radical SR4	1:18.287	6	4.383	90.00
11	33	IN	Jonathan WRIGHT		Radical SR4	1:18.621	18	4.717	89.62
12	50	R4	Toby NEWTON		Radical SR4	1:18.807	10	4.903	89.41
13	26	R4	Andrew FERGUSON		Radical SR4	1:19.266	16	5.362	88.89
14	27	R4	Ian MOORE		Radical SR4	1:20.356	17	6.452	87.68
15	24	IN	Paul STEELE		Radical SR4	1:21.901	11	7.997	86.03
16	30	R4	David ENDERBY		Radical SR4	1:23.407	8	9.503	84.48
17	32	R4	Daniel ROWBOTTOM		Radical SR4	1:23.960	8	10.056	83.92
18	38	IN	Bill HENDERSON		Radical Clubsport	1:24.678	18	10.774	83.21
19	95	IN	Richard STABLES		Radical Clubsport	1:25.939	16	12.035	81.99

Cars 32 + 55 - FIT TRANSPONDERS

Weather/Track : Bright/Damp

These results are provisional until the conclusion of any judicial and technical matters.

Donington Park

Circuit Length = 1.9573 miles.

Start: 10:46 End: 11:17

Clerk of Course:	Stewards:	Timekeeper:
------------------	-----------	-------------

Dunlop Radical Biduro Championship

LAP ANALYSIS

5	James SAGGERS	Radical SR4					
1 -	3:09.013	6 -	1:19.202	11 -	1:18.823	16 -	1:16.016
2 -	1:21.528	7 -	1:23.624P	12 -	1:16.716	17 -	1:21.825P
3 -	1:21.085	8 -	2:23.293P	13 -	1:15.380		
4 -	1:19.458	9 -	4:44.726	14 -	1:15.696		
5 -	1:18.235	10 -	1:20.765	15 -	1:14.660		
14	Roger BROMILEY	Radical SR4					
1 -	1:39.291	6 -	1:21.194	11 -	1:24.725	16 -	1:16.358
2 -	1:25.275	7 -	1:20.588	12 -	1:20.914	17 -	1:15.994
3 -	1:23.620	8 -	1:19.607	13 -	1:21.026	18 -	1:16.665
4 -	1:21.306	9 -	1:33.060P	14 -	1:19.851	19 -	1:14.798
5 -	1:19.962	10 -	4:18.528	15 -	1:17.453	20 -	1:26.469P
23	John HEWITT	Radical SR4					
1 -	2:00.907	6 -	1:19.154	11 -	1:30.475P		
2 -	1:25.231	7 -	1:18.821	12 -	7:27.568		
3 -	1:23.222	8 -	1:22.227	13 -	1:24.240		
4 -	1:21.780	9 -	1:18.634	14 -	1:19.613		
5 -	1:20.467	10 -	1:18.215	15 -	1:28.506P		
24	Paul STEELE	Radical SR4					
1 -	2:53.213	6 -	1:25.268	11 -	1:21.901		
2 -	1:29.205	7 -	1:26.718				
3 -	1:28.989	8 -	1:22.675				
4 -	1:25.880	9 -	1:22.182				
5 -	1:25.526	10 -	1:24.175				
26	Andrew FERGUSON	Radical SR4					
1 -	3:29.149	6 -	4:45.076	11 -	1:22.956	16 -	1:19.266
2 -	1:29.143	7 -	1:26.655	12 -	1:38.114P		
3 -	1:26.317	8 -	1:28.137	13 -	4:24.581		
4 -	1:25.737	9 -	1:23.471	14 -	1:26.878		
5 -	1:31.065P	10 -	1:21.265	15 -	1:21.372		
27	Ian MOORE	Radical SR4					
1 -	3:19.936	6 -	1:25.144	11 -	1:20.763	16 -	1:30.007
2 -	1:31.366	7 -	1:23.591	12 -	1:22.512	17 -	1:24.920
3 -	1:26.936	8 -	1:22.437	13 -	1:26.049		
4 -	1:26.105	9 -	1:21.927	14 -	1:27.313P		
5 -	1:23.650	10 -	1:20.356	15 -	5:38.632		
30	David ENDERBY	Radical SR4					
1 -	1:40.552	6 -	1:23.407				
2 -	1:27.400	7 -	1:23.453				
3 -	1:25.451	8 -	1:29.224P				
4 -	1:23.927						
5 -	1:24.154						

Dunlop Radical Biduro Championship

LAP ANALYSIS

(contd.)

32	Daniel ROWBOTTOM	Radical SR4			
1 -	4:02.270	6 -	1:26.357		
2 -	1:23.960	7 -	1:24.616		
3 -	1:26.272	8 -	1:27.970P		
4 -	1:27.445P				
5 -	X:00.000				
33	Jonathan WRIGHT	Radical SR4			
1 -	3:30.689	6 -	1:25.299	11 -	1:19.797
2 -	1:37.301	7 -	1:23.898	12 -	1:19.636
3 -	1:31.558	8 -	1:22.526	13 -	1:19.524
4 -	1:34.007P	9 -	1:21.285	14 -	1:19.515
5 -	3:27.737	10 -	1:22.549	15 -	1:18.621
38	Bill HENDERSON	Radical Clubsport			
1 -	3:43.157	6 -	1:28.942	11 -	1:28.488
2 -	1:36.807	7 -	1:29.710	12 -	1:29.256
3 -	1:33.527	8 -	1:28.035	13 -	1:29.159
4 -	1:30.236	9 -	1:26.112	14 -	1:27.406
5 -	1:30.306	10 -	1:26.646	15 -	1:25.906
50	Toby NEWTON	Radical SR4			
1 -	1:26.065	6 -	X:00.000		
2 -	1:21.978	7 -	1:21.878		
3 -	1:20.664	8 -	1:18.886		
4 -	1:20.193	9 -	1:18.807		
5 -	1:26.336P	10 -	1:27.459P		
55	Duncan WILLIAMS	Radical Prosport			
1 -	5:05.753	6 -	1:22.028	11 -	1:18.517
2 -	1:35.994P	7 -	1:21.820	12 -	1:17.935
3 -	4:51.101	8 -	1:21.002	13 -	1:18.187
4 -	1:22.507	9 -	1:19.044	14 -	1:24.881P
5 -	1:23.526	10 -	1:20.754		
66	Malcolm BARNETT	Radical SR4			
1 -	1:36.513	6 -	1:19.373	11 -	1:24.307P
2 -	1:26.093	7 -	1:19.620	12 -	6:04.698
3 -	1:23.490	8 -	1:18.243	13 -	1:22.669
4 -	1:21.479	9 -	1:18.402	14 -	1:19.048
5 -	1:19.937	10 -	1:18.073	15 -	1:17.085
67	Jacob GREAVES	Radical SR4			
1 -	1:59.614	6 -	1:18.818	11 -	4:40.736
2 -	1:25.626	7 -	1:19.110	12 -	1:22.166
3 -	1:22.951	8 -	1:18.272	13 -	1:18.179
4 -	1:21.370	9 -	1:18.699	14 -	1:23.024
5 -	1:19.815	10 -	1:22.967P	15 -	1:16.251

Dunlop Radical Biduro Championship

LAP ANALYSIS

(contd.)

80	Chris ENDERBY	Radical SR4					
1 -	X:00.000	6 -	1:21.794	11 -	1:17.336		
2 -	1:19.371	7 -	1:20.825	12 -	1:18.537		
3 -	1:18.529	8 -	1:18.393	13 -	1:21.415		
4 -	1:24.181	9 -	1:21.865				
5 -	1:18.920	10 -	1:18.120				
85	Mark PILE	Radical SR4					
1 -	6:22.677P	6 -	1:26.643P				
2 -	7:20.626						
3 -	1:21.414						
4 -	1:19.175						
5 -	1:18.287						
88	Terrence WOODWARD	Radical SR4					
1 -	1:57.806	6 -	1:21.310	11 -	1:25.131P		
2 -	1:30.077	7 -	1:20.145	12 -	5:55.342P		
3 -	1:24.056	8 -	1:18.518	13 -	3:25.765		
4 -	1:28.386	9 -	1:26.851P	14 -	1:18.173		
5 -	1:23.571	10 -	4:11.002	15 -	1:15.705		
95	Richard STABLES	Radical Clubsport					
1 -	3:12.679	6 -	1:33.444	11 -	1:28.314	16 -	1:31.185P
2 -	1:38.046	7 -	1:35.622P	12 -	1:29.761		
3 -	1:34.614	8 -	3:00.418	13 -	1:28.863		
4 -	1:34.376	9 -	1:29.274	14 -	1:27.348		
5 -	1:34.222	10 -	1:28.816	15 -	1:25.939		
99	Guy HODGKIN	Radical SR4					
1 -	4:47.896	6 -	1:18.049	11 -	1:17.788	16 -	1:15.575
2 -	1:22.649	7 -	1:24.871P	12 -	1:16.081	17 -	1:13.904
3 -	1:19.839	8 -	5:51.398	13 -	1:15.300		
4 -	1:18.274	9 -	1:25.128	14 -	1:28.376		
5 -	1:19.811	10 -	1:19.538	15 -	1:15.481		

Dunlop Radical Biduro Championship

QUALIFYING FOR RACE 8

POS	NO	CL	NAME	NAT	ENTRY	TIME	LAPS	GAP	MPH
1	5	R4	James SAGGERS		Radical SR4	1:10.965	16		99.29
2	99	R4	Guy HODGKIN		Radical SR4	1:11.225	13	0.260	98.93
3	67	R4	Jacob GREAVES		Radical SR4	1:11.508	14	0.543	98.53
4	50	R4	Toby NEWTON		Radical SR4	1:11.633	16	0.668	98.36
5	32	R4	Daniel ROWBOTTOM		Radical SR4	1:11.815	15	0.850	98.11
6	88	R4	Terrence WOODWARD		Radical SR4	1:11.827	16	0.862	98.10
7	66	R4	Malcolm BARNETT		Radical SR4	1:11.898	14	0.933	98.00
8	55	IN	Duncan WILLIAMS		Radical Prosport	1:12.155	12	1.190	97.65
9	85	R4	Mark PILE		Radical SR4	1:12.200	15	1.235	97.59
10	14	R4	Roger BROMILEY		Radical SR4	1:12.403	13	1.438	97.32
11	33	IN	Jonathan WRIGHT		Radical SR4	1:12.727	13	1.762	96.88
12	23	R4	John HEWITT		Radical SR4	1:13.243	14	2.278	96.20
13	80	R4	Chris ENDERBY		Radical SR4	1:13.602	8	2.637	95.73
14	24	IN	Paul STEELE		Radical SR4	1:14.170	9	3.205	95.00
15	26	R4	Andrew FERGUSON		Radical SR4	1:15.307	15	4.342	93.56
16	27	R4	Ian MOORE		Radical SR4	1:15.754	13	4.789	93.01
17	38	IN	Bill HENDERSON		Radical Clubsport	1:21.595	13	10.630	86.35
18	95	IN	Richard STABLES		Radical Clubsport	1:22.556	12	11.591	85.35
19	30	R4	David ENDERBY		Radical SR4	1:26.786	6	15.821	81.19

Weather/Track : Overcast/Drying

These results are provisional until the conclusion of any judicial and technical matters.

Donington Park
Circuit Length = 1.9573 miles.
Start: 15:56 End: 16:16

Clerk of Course:	Stewards:	Timekeeper:
------------------	-----------	-------------

Dunlop Radical Biduro Championship LAP ANALYSIS

5	James SAGGERS	Radical SR4
1 - 4:55.945	6 - 1:15.188	11 - 1:12.737
2 - 1:21.399	7 - 1:15.234	12 - 1:12.196
3 - 1:20.403	8 - 1:14.417	13 - 1:10.965
4 - 1:16.895	9 - 1:13.121	14 - 1:11.567
5 - 1:16.621	10 - 1:13.271	15 - 1:12.345
14	Roger BROMILEY	Radical SR4
1 - 4:30.924	6 - 1:17.051	11 - 1:14.663
2 - 1:21.179	7 - 1:16.537	12 - 1:15.605
3 - 1:32.515	8 - 1:13.714	13 - 1:13.386
4 - 1:23.600P	9 - 1:13.490	
5 - 4:30.262	10 - 1:12.403	
23	John HEWITT	Radical SR4
1 - 4:58.168	6 - 1:17.470	11 - 1:14.004
2 - 1:28.806	7 - 1:19.908P	12 - 1:13.243
3 - 1:24.011	8 - 2:53.644	13 - 1:13.364
4 - 1:20.149	9 - 1:15.073	14 - 1:14.129
5 - 1:18.208	10 - 1:14.942	
24	Paul STEELE	Radical SR4
1 - 5:57.862	6 - 8:00.711	
2 - 1:28.860	7 - 1:16.001	
3 - 1:26.649	8 - 1:14.948	
4 - 1:26.127	9 - 1:14.170	
5 - 1:25.088P		
26	Andrew FERGUSON	Radical SR4
1 - 5:01.627	6 - 1:20.344	11 - 1:19.633
2 - 1:29.951	7 - 1:20.219	12 - 1:18.238
3 - 1:29.324	8 - 1:20.694	13 - 1:17.004
4 - 1:25.198	9 - 1:19.138	14 - 1:17.709
5 - 1:22.558	10 - 1:18.722	15 - 1:15.307
27	Ian MOORE	Radical SR4
1 - 4:55.943	6 - 1:29.160P	11 - 1:15.754
2 - 1:34.330	7 - 3:34.459	12 - 1:37.045
3 - 1:31.261	8 - 1:19.707	13 - 1:17.244
4 - 1:25.770	9 - 1:18.550	
5 - 1:24.441	10 - 1:16.937	
30	David ENDERBY	Radical SR4
1 - 4:55.661	6 - 1:29.276P	
2 - 1:30.769		
3 - 1:32.759		
4 - 1:27.603		
5 - 1:26.786		

Dunlop Radical Biduro Championship

LAP ANALYSIS

(contd.)

32	Daniel ROWBOTTOM	Radical SR4
1 -	6:16.639	6 - 1:14.678 11 - 1:12.482
2 -	1:22.311	7 - 1:14.852 12 - 1:11.815
3 -	1:18.509	8 - 1:20.997 13 - 1:12.498
4 -	1:17.761	9 - 1:13.121 14 - 1:13.778
5 -	1:15.273	10 - 1:14.802 15 - 1:12.379
33	Jonathan WRIGHT	Radical SR4
1 -	6:54.012	6 - 1:20.403P 11 - 1:13.301
2 -	1:25.965	7 - 1:58.755 12 - 1:13.245
3 -	1:22.396	8 - 1:15.116 13 - 1:12.727
4 -	1:20.495	9 - 1:13.661
5 -	1:17.802	10 - 1:13.401
38	Bill HENDERSON	Radical Clubsport
1 -	6:38.794	6 - 1:27.229 11 - 1:21.595
2 -	1:33.502	7 - 1:27.357 12 - 1:24.245
3 -	1:32.092	8 - 1:23.073 13 - 1:21.711
4 -	1:32.272	9 - 1:24.247
5 -	1:30.966	10 - 1:25.913
50	Toby NEWTON	Radical SR4
1 -	4:31.944	6 - 1:18.154 11 - 1:13.055 16 - 1:13.129
2 -	1:22.487	7 - 1:15.596 12 - 1:12.172
3 -	1:20.747	8 - 1:14.473 13 - 1:12.613
4 -	1:19.268	9 - 1:15.185 14 - 1:11.633
5 -	1:17.536	10 - 1:14.133 15 - 1:12.329
55	Duncan WILLIAMS	Radical Prosport
1 -	5:50.564	6 - 1:13.858 11 - 1:12.155
2 -	1:48.020P	7 - 1:13.563 12 - 1:23.995P
3 -	4:04.209	8 - 1:13.165
4 -	1:17.933	9 - 1:17.543
5 -	1:15.768	10 - 1:13.215
66	Malcolm BARNETT	Radical SR4
1 -	6:34.941	6 - 1:14.698 11 - 1:58.093
2 -	1:24.857	7 - 1:13.802 12 - 1:11.898
3 -	1:19.804	8 - 1:13.507 13 - 1:12.029
4 -	1:16.757	9 - 1:12.975 14 - 1:12.754
5 -	1:15.146	10 - 1:15.377P
67	Jacob GREAVES	Radical SR4
1 -	4:56.342	6 - 1:15.680 11 - 1:12.099
2 -	1:24.246	7 - 1:15.968 12 - 1:11.508
3 -	1:21.019	8 - 1:21.376P 13 - 1:11.715
4 -	1:19.193	9 - 2:54.786 14 - 1:11.816
5 -	1:16.960	10 - 1:12.940

Dunlop Radical Biduro Championship


LAP ANALYSIS

(contd.)

80	Chris ENDERBY	Radical SR4			
1 -	X:00.000	6 -	1:13.602		
2 -	1:15.206	7 -	1:15.840		
3 -	1:14.428	8 -	1:13.796		
4 -	1:14.784				
5 -	1:14.006				
85	Mark PILE	Radical SR4			
1 -	5:54.032	6 -	1:18.390	11 -	1:13.470
2 -	1:28.974	7 -	1:15.658	12 -	1:13.261
3 -	1:22.855	8 -	1:14.542	13 -	1:13.006
4 -	1:20.333	9 -	1:14.439	14 -	1:13.006
5 -	1:18.713	10 -	1:14.253	15 -	1:12.200
88	Terrence WOODWARD	Radical SR4			
1 -	4:41.776	6 -	1:16.990	11 -	1:13.748
2 -	1:26.605	7 -	1:16.102	12 -	1:13.024
3 -	1:23.155	8 -	1:15.682	13 -	1:11.827
4 -	1:21.011	9 -	1:14.815	14 -	1:14.855
5 -	1:18.428	10 -	1:16.727	15 -	1:17.771
16 -	1:14.522				
95	Richard STABLES	Radical Clubsport			
1 -	6:22.372	6 -	1:30.877	11 -	1:22.556
2 -	1:41.229	7 -	1:30.142	12 -	1:22.875
3 -	1:36.981	8 -	1:27.416		
4 -	1:38.031P	9 -	1:26.928		
5 -	2:05.682	10 -	1:24.909		
99	Guy HODGKIN	Radical SR4			
1 -	4:36.705	6 -	5:34.238	11 -	1:11.624
2 -	1:18.388	7 -	1:13.107	12 -	1:13.815
3 -	1:17.813	8 -	1:12.470	13 -	1:11.225
4 -	1:16.852	9 -	1:11.424		
5 -	1:21.079P	10 -	1:11.401		

Dunlop Radical Biduro Championship

GRID FOR RACE 8

ROW 10	30	ENDERBY		
ROW 9	38	HENDERSON	95	STABLES
ROW 8	26	FERGUSON	27	MOORE
ROW 7	80	ENDERBY	24	STEELE
ROW 6	33	WRIGHT	23	HEWITT
ROW 5	85	PILE	14	BROMILEY
ROW 4	66	BARNETT	55	WILLIAMS
ROW 3	32	ROWBOTTOM	88	WOODWARD
ROW 2	67	GREAVES	50	NEWTON
ROW 1	5	SAGGERS	99	HODGKIN
POLE				
				

Weather/Track : Overcast/Drying

These results are provisional until the conclusion of any judicial and technical matters.

Donington Park
Circuit Length = 1.9573 miles.
Start: 15:56 End: 16:16

Clerk of Course:

Stewards:

Timekeeper:

Dunlop Radical Biduro Championship

RACE 8 RESULT

POS	NO	CL	NAME	NAT	ENTRY	TIME	LAPS	GAP	MPH	BEST
1	32	R4	Daniel ROWBOTTOM		Radical SR4	20:13.425	14		81.20	1:24.191
2	14	R4	Roger BROMILEY		Radical SR4	20:45.259	14	31.834	79.12	1:26.416
3	5	R4	James SAGGERS		Radical SR4	21:20.389	14	1:06.964	76.95	1:30.049
4	99	R4	Guy HODGKIN		Radical SR4	21:21.438	14	1:08.013	76.89	1:29.732
5	67	R4	Jacob GREAVES		Radical SR4	21:32.598	14	1:19.173	76.23	1:30.880
6	50	R4	Toby NEWTON		Radical SR4	21:34.762	14	1:21.337	76.10	1:23.515
7	23	R4	John HEWITT		Radical SR4	20:19.113	13	1 LAP	75.04	1:24.517
8	26	R4	Andrew FERGUSON		Radical SR4	20:23.306	13	1 LAP	74.78	1:25.655
9	55	IN	Duncan WILLIAMS		Radical Prosport	20:42.618	13	1 LAP	73.62	1:27.876
10	66	R4	Malcolm BARNETT		Radical SR4	20:42.835	13	1 LAP	73.61	1:24.367
11	88	R4	Terrence WOODWARD		Radical SR4	20:44.485	13	1 LAP	73.51	1:26.830
12	33	IN	Jonathan WRIGHT		Radical SR4	21:15.951	13	1 LAP	71.70	1:35.751
13	80	R4	Chris ENDERBY		Radical SR4	20:28.829	12	2 LAPS	68.71	1:25.302
14	95	IN	Richard STABLES		Radical Clubsport	20:35.818	12	2 LAPS	68.33	1:41.236
15	38	IN	Bill HENDERSON		Radical Clubsport	20:40.512	12	2 LAPS	68.07	1:39.166
16	24	IN	Paul STEELE		Radical SR4	20:53.821	11	3 LAPS	61.72	1:31.983
17	85	R4	Mark PILE		Radical SR4	20:59.459	11	3 LAPS	61.45	1:26.880

NOT CLASSIFIED

27	R4	Ian MOORE		Radical SR4	8:39.626	2	D.N.F.	26.90	1:32.098
----	----	-----------	--	-------------	----------	---	--------	-------	----------

FASTEST LAP

50	R4	Toby NEWTON		Radical SR4	1:23.515	7	84.37mph	135.78kph
55	IN	Duncan WILLIAMS		Radical Prosport	1:27.876	13	80.18mph	129.04kph

Weather/Track : Raining/Wet

These results are provisional until the conclusion of any judicial and technical matters.

Donington Park
Circuit Length = 1.9573 miles.
Start: 13:39 End: 13:59

Clerk of Course:	Stewards:	Timekeeper:
------------------	-----------	-------------

Dunlop Radical Biduro Championship

LAP CHART

Lap 1			Lap 2			Lap 3			Lap 4			Lap 5		
No	Behind	Laptime	No	Behind	Laptime	No	Behind	Laptime	No	Behind	Laptime	No	Behind	Laptime
99		1:35.236	99		1:32.076	32		1:26.565	32		1:26.058	32		1:25.524
5	1.176	1:36.412	5	2.045	1:32.945	88	1 LAP	1:28.849	85	3 LAPS	6:05.932	14	5.326	1:27.531
50	2.365	1:37.601	88	1 LAP	3:11.186	99	2.431	1:32.985	14	3.319	1:26.922	88	1 LAP	1:27.794
67	3.344	1:38.580	32	3.989	1:28.096	14	2.455	1:28.016	88	1 LAP	1:28.064	99	14.082	1:31.621
23	3.541	1:38.777	67	4.916	1:33.648	5	2.869	1:31.378	99	7.985	1:31.612	5	15.929	1:32.833
14	7.950	1:43.186	14	4.993	1:29.119	67	6.546	1:32.184	5	8.620	1:31.809	85	3 LAPS	1:41.759
32	7.969	1:43.205	50	6.539	1:36.250P	80	22.644	1:36.840	67	13.189	1:32.701	67	20.502	1:32.837
33	9.988	1:45.224	23	8.299	1:36.834P	33	24.976	1:39.458	66	1 LAP	1:27.560	66	1 LAP	1:25.559
80	10.853	1:46.089	33	16.072	1:38.160	66	1 LAP	1:29.502	80	35.322	1:38.736P	33	48.971	1:37.261
95	11.170	1:46.406	80	16.358	1:37.581	95	37.018	1:45.613	33	37.234	1:38.316	24	2 LAPS	4:41.635
24	14.133	1:49.369	95	21.959	1:42.865	38	54.044	1:43.376	95	54.898	1:43.938	27	3 LAPS	1:32.098
38	29.774	2:05.010	66	1 LAP	3:33.723	26	1:05.915	1:28.862	27	3 LAPS	7:07.528	26	1:11.910	1:28.666
26	1:09.695	2:44.931	38	41.222	1:43.524	55	1:11.021	1:30.445	26	1:08.768	1:28.911	95	1:12.456	1:43.082
55	1:11.519	2:46.755	24	42.235	2:00.178P	23	1:21.000	2:43.255	38	1:12.163	1:44.177	55	1:20.698	1:31.084
			26	1:07.607	1:29.988	50	1:25.420	2:49.435	55	1:15.138	1:30.175	23	1:22.651	1:27.244
			55	1:11.130	1:31.687				23	1:20.931	1:25.989	50	1:23.986	1:24.989
									50	1:24.521	1:25.159			

Dunlop Radical Biduro Championship

LAP CHART

(contd.)

Lap 6			Lap 7			Lap 8			Lap 9			Lap 10		
No	Behind	Laptime	No	Behind	Laptime	No	Behind	Laptime	No	Behind	Laptime	No	Behind	Laptime
32		1:24.928	32		1:25.905	32		1:24.849	32		1:24.191	32		1:25.203
38	1 LAP	1:41.524	55	1 LAP	1:32.191	23	1 LAP	1:26.700	24	3 LAPS	1:33.890	26	1 LAP	1:28.824
14	7.553	1:27.155	95	1 LAP	1:42.671	55	1 LAP	1:28.325	23	1 LAP	1:25.203	23	1 LAP	1:25.271
88	1 LAP	1:27.279	80	2 LAPS	3:48.432	80	2 LAPS	1:26.093	80	2 LAPS	1:26.025	24	3 LAPS	1:31.983
99	19.962	1:30.808	88	1 LAP	1:27.595	88	1 LAP	1:28.290	55	1 LAP	1:29.795	33	1 LAP	1:36.888
85	3 LAPS	1:28.607	14	12.184	1:30.536	14	14.719	1:27.384	14	16.944	1:26.416	80	2 LAPS	1:25.302
5	22.151	1:31.150	38	1 LAP	1:40.165	95	1 LAP	1:41.236	88	1 LAP	1:28.235	55	1 LAP	1:28.247
67	26.471	1:30.897	99	24.928	1:30.871	66	1 LAP	1:26.535	66	1 LAP	1:26.257	88	1 LAP	1:27.630
66	1 LAP	1:25.105	85	3 LAPS	1:29.066	85	3 LAPS	1:30.019	85	3 LAPS	1:27.449	14	22.015	1:30.274
33	1:00.938	1:36.895	66	1 LAP	1:25.458	99	31.772	1:31.693	95	1 LAP	1:41.851	66	1 LAP	1:24.745
24	2 LAPS	1:33.243	5	27.434	1:31.188	5	32.949	1:30.364	99	38.486	1:30.905	85	3 LAPS	1:27.240
26	1:15.699	1:28.717	67	31.739	1:31.173	38	1 LAP	1:41.914	5	39.845	1:31.087	99	43.015	1:29.732
50	1:25.205	1:26.147	33	1:10.784	1:35.751	67	38.702	1:31.812	67	45.502	1:30.991	5	44.895	1:30.253
23	1:25.314	1:27.591	24	2 LAPS	1:33.168	26	1:21.430	1:28.658	38	1 LAP	1:41.069	67	52.861	1:32.562
			26	1:17.621	1:27.827	50	1:22.491	1:24.525	50	1:22.494	1:24.194	95	1 LAP	1:42.628
			50	1:22.815	1:23.515	33	1:22.736	1:36.801				38	1 LAP	1:39.166
												50	1:20.953	1:23.662

Dunlop Radical Biduro Championship

LAP CHART

(contd.)

Lap 11			Lap 12			Lap 13			Lap 14			Lap 15		
No	Behind	Laptime	No	Behind	Laptime	No	Behind	Laptime	No	Behind	Laptime	No	Behind	Laptime
32		1:24.275	32		1:24.512	32		1:25.688	32		1:24.426			
23	1 LAP	1:25.117	23	1 LAP	1:24.517	23	1 LAP	1:27.245	23	1 LAP	1:25.370			
26	1 LAP	1:27.693	26	1 LAP	1:25.655	95	2 LAPS	1:42.368	26	1 LAP	1:27.660			
80	2 LAPS	1:26.431	80	2 LAPS	1:25.574	26	1 LAP	1:26.914	80	2 LAPS	1:25.905			
24	3 LAPS	1:32.818	55	1 LAP	1:28.974	38	2 LAPS	1:40.846	95	2 LAPS	1:41.774			
55	1 LAP	1:28.891	24	3 LAPS	1:32.140	80	2 LAPS	1:25.821	38	2 LAPS	1:39.949			
33	1 LAP	1:36.855	88	1 LAP	1:27.698	55	1 LAP	1:28.173	55	1 LAP	1:27.876			
88	1 LAP	1:27.113	14	26.634	1:26.691	88	1 LAP	1:26.830	66	1 LAP	1:24.758			
14	24.455	1:26.715	66	1 LAP	1:24.750	14	27.886	1:26.940	88	1 LAP	1:27.922			
66	1 LAP	1:24.367	33	1 LAP	1:37.928	66	1 LAP	1:24.516	14	31.834	1:28.374			
85	3 LAPS	1:27.045	85	3 LAPS	1:26.880	24	3 LAPS	1:33.088	24	3 LAPS	1:32.309			
99	49.276	1:30.536	99	56.100	1:31.336	85	3 LAPS	1:27.100	85	3 LAPS	1:28.362			
5	50.788	1:30.168	5	56.837	1:30.561	33	1 LAP	1:37.592	33	1 LAP	1:38.822			
67	59.466	1:30.880	67	1:06.292	1:31.338	5	1:01.341	1:30.192	5	1:06.964	1:30.049			
95	1 LAP	1:41.386	50	1:21.272	1:24.967	99	1:01.455	1:31.043	99	1:08.013	1:30.984			
50	1:20.817	1:24.139				67	1:12.293	1:31.689	67	1:19.173	1:31.306			
38	1 LAP	1:39.792				50	1:20.923	1:25.339	50	1:21.337	1:24.840			

Dunlop Radical Biduro Championship

GRID FOR RACE 13

ROW 10	1:27.603 30 ENDERBY	
ROW 9	1:21.711 38 HENDERSON	1:22.875 95 STABLES
ROW 8	1:16.937 27 MOORE	1:17.004 26 FERGUSON
ROW 7	1:13.796 80 ENDERBY	1:14.948 24 STEELE
ROW 6	1:13.364 23 HEWITT	1:13.386 14 BROMILEY
ROW 5	1:13.165 55 WILLIAMS	1:13.245 33 WRIGHT
ROW 4	1:13.006 85 PILE	1:13.024 88 WOODWARD
ROW 3	1:12.172 50 NEWTON	1:12.379 32 ROWBOTTOM
ROW 2	1:11.715 67 GREAVES	1:12.029 66 BARNETT
ROW 1	1:11.401 99 HODGKIN	1:11.455 5 SAGGERS
	POLE	



Weather/Track : Overcast/Drying
These results are provisional until the conclusion of any judicial and technical matters.

Donington Park
 Circuit Length = 1.9573 miles.
 Start: 15:56 End: 16:16

Clerk of Course:	Stewards:	Timekeeper:
------------------	-----------	-------------

Dunlop Radical Biduro Championship

RACE 13 RESULT

POS	NO	CL	NAME	NAT	ENTRY	TIME	LAPS	GAP	MPH	BEST
1	66	R4	Malcolm BARNETT		Radical SR4	16:31.610	11		78.05	1:28.177
2	50	R4	Toby NEWTON		Radical SR4	16:35.785	11	4.175	77.72	1:27.830
3	55	IN	Duncan WILLIAMS		Radical Prosport	16:43.348	11	11.738	77.13	1:29.089
4	32	R4	Daniel ROWBOTTOM		Radical SR4	16:44.784	11	13.174	77.02	1:28.577
5	99	R4	Guy HODGKIN		Radical SR4	17:07.089	11	35.479	75.35	1:28.058
6	14	R4	Roger BROMILEY		Radical SR4	17:08.709	11	37.099	75.23	1:29.748
7	23	R4	John HEWITT		Radical SR4	17:09.503	11	37.893	75.17	1:29.127
8	88	R4	Terrence WOODWARD		Radical SR4	17:33.202	11	1:01.592	73.48	1:31.837
9	30	R4	David ENDERBY		Radical SR4	17:46.458	11	1:14.848	72.57	1:32.444
10	5	R4	James SAGGERS		Radical SR4	17:54.694	11	1:23.084	72.01	1:34.543
11	24	IN	Paul STEELE		Radical SR4	16:38.499	10	1 LAP	70.45	1:35.773
12	33	IN	Jonathan WRIGHT		Radical SR4	16:39.254	10	1 LAP	70.40	1:37.948
13	26	R4	Andrew FERGUSON		Radical SR4	16:53.382	10	1 LAP	69.42	1:32.140
14	27	R4	Ian MOORE		Radical SR4	16:58.697	10	1 LAP	69.06	1:35.889
15	38	IN	Bill HENDERSON		Radical Clubsport	17:21.806	10	1 LAP	67.52	1:38.121
16	95	IN	Richard STABLES		Radical Clubsport	17:27.806	10	1 LAP	67.14	1:40.856
NOT CLASSIFIED										
67	R4	Jacob GREAVES		Radical SR4	6:27.423	4	D.N.F.	72.46	1:32.166	
85	R4	Mark PILE		Radical SR4		0	D.N.F.	N/A		
FASTEST LAP										
50	R4	Toby NEWTON		Radical SR4	1:27.830	10	80.22mph	129.11kph		
55	IN	Duncan WILLIAMS		Radical Prosport	1:29.089	9	79.09mph	127.28kph		

Weather/Track : Raining/Wet

These results are provisional until the conclusion of any judicial and technical matters.

Donington Park
Circuit Length = 1.9573 miles.
Start: 16:57 End: 17:14

Clerk of Course:	Stewards:	Timekeeper:
------------------	-----------	-------------

Dunlop Radical Biduro Championship

LAP CHART

Lap 1			Lap 2			Lap 3			Lap 4			Lap 5		
No	Behind	Laptime	No	Behind	Laptime	No	Behind	Laptime	No	Behind	Laptime	No	Behind	Laptime
66		1:36.043	66		1:31.422	66		1:31.188	66		1:30.410	66		1:29.390
50	3.327	1:39.370	50	2.954	1:31.049	50	2.975	1:31.209	50	2.730	1:30.165	50	2.842	1:29.502
55	4.185	1:40.228	55	4.394	1:31.631	55	4.811	1:31.605	55	4.901	1:30.500	55	5.239	1:29.728
14	5.285	1:41.328	32	8.614	1:33.574	32	8.780	1:31.354	32	9.006	1:30.636	32	10.049	1:30.433
32	6.462	1:42.505	67	13.422	1:36.426	67	16.604	1:34.370	67	18.360	1:32.166	14	22.729	1:31.880
67	8.418	1:44.461	14	14.899	1:41.036	14	17.397	1:33.686	14	20.239	1:33.252	23	23.350	1:31.713
5	10.624	1:46.667	5	16.687	1:37.485	23	19.898	1:32.985	23	21.027	1:31.539	99	34.159	1:31.754
88	13.322	1:49.365	23	18.101	1:35.969	5	22.741	1:37.242	5	28.619	1:36.288	88	35.762	1:35.191
23	13.554	1:49.597	88	18.269	1:36.369	88	23.735	1:36.654	88	29.961	1:36.636	5	40.654	1:41.425
33	14.328	1:50.371	33	22.891	1:39.985	99	28.376	1:34.944	99	31.795	1:33.829	30	42.979	1:36.436
30	14.510	1:50.553	30	23.617	1:40.529	30	30.394	1:37.965	30	35.933	1:35.949	26	48.284	1:36.171
24	15.074	1:51.117	24	23.929	1:40.277	33	31.655	1:39.952	33	39.824	1:38.579	33	48.721	1:38.287
26	15.768	1:51.811	26	24.607	1:40.261	26	36.765	1:43.346	26	41.503	1:35.148	24	55.173	1:38.313
27	17.282	1:53.325	99	24.620	1:34.623	24	38.752	1:46.011	24	46.250	1:37.908	27	1:07.638	1:36.999
95	17.572	1:53.615	27	26.685	1:40.825	95	45.057	1:46.818	27	1:00.029	1:41.081	95	1:17.424	1:45.702
38	21.095	1:57.138	95	29.427	1:43.277	38	48.473	1:45.508	95	1:01.112	1:46.465	38	1:18.085	1:45.703
99	21.419	1:57.462	38	34.153	1:44.480	27	49.358	1:53.861	38	1:01.772	1:43.709			

Dunlop Radical Biduro Championship

LAP CHART

(contd.)

Lap 6			Lap 7			Lap 8			Lap 9			Lap 10		
No	Behind	Laptime	No	Behind	Laptime	No	Behind	Laptime	No	Behind	Laptime	No	Behind	Laptime
66		1:28.687	66		1:29.150	66		1:28.428	66		1:28.177	66		1:28.272
50	3.042	1:28.887	50	3.238	1:29.346	50	3.412	1:28.602	50	4.948	1:29.713	50	4.506	1:27.830
55	6.305	1:29.753	95	1 LAP	1:45.051	55	10.272	1:31.040	27	1 LAP	1:45.019	55	12.784	1:29.872
32	10.275	1:28.913	38	1 LAP	1:44.906	32	12.444	1:30.874	55	11.184	1:29.089	32	14.749	1:30.177
14	27.187	1:33.145	55	7.660	1:30.505	95	1 LAP	1:43.053	32	12.844	1:28.577	27	1 LAP	1:38.779
23	27.338	1:32.675	32	9.998	1:28.873	38	1 LAP	1:43.323	38	1 LAP	1:40.099	14	37.545	1:32.384
99	34.652	1:29.180	14	29.622	1:31.585	14	31.862	1:30.668	95	1 LAP	1:41.483	99	37.864	1:31.562
88	41.139	1:34.064	23	30.295	1:32.107	23	32.672	1:30.805	14	33.433	1:29.748	23	39.209	1:32.706
5	49.122	1:37.155	99	34.334	1:28.832	99	34.211	1:28.305	99	34.574	1:28.540	38	1 LAP	1:38.819
30	50.590	1:36.298	88	46.035	1:34.046	88	50.897	1:33.290	23	34.775	1:30.280	95	1 LAP	1:41.486
33	58.432	1:38.398	30	56.630	1:35.190	30	1:03.194	1:34.992	88	54.557	1:31.837	88	58.659	1:32.374
24	1:04.259	1:37.773	5	57.156	1:37.184	5	1:04.639	1:35.911	30	1:08.659	1:33.642	30	1:12.831	1:32.444
26	1:12.574	1:52.977	33	1:07.680	1:38.398	33	1:17.200	1:37.948	5	1:11.005	1:34.543	5	1:18.444	1:35.711
27	1:14.840	1:35.889	24	1:11.803	1:36.694	26	1:19.936	1:32.800	26	1:25.654	1:33.895			
			26	1:15.564	1:32.140	24	1:20.593	1:37.218	33	1:27.705	1:38.682			
			27	1:22.481	1:36.791				24	1:28.189	1:35.773			

Dunlop Radical Biduro Championship

LAP CHART

(contd.)

Lap 11			Lap 12			Lap 13			Lap 14			Lap 15		
No	Behind	Laptime	No	Behind	Laptime	No	Behind	Laptime	No	Behind	Laptime	No	Behind	Laptime
66		1:30.443												
50	4.175	1:30.112												
24	1 LAP	1:37.415												
33	1 LAP	1:38.654												
55	11.738	1:29.397												
32	13.174	1:28.868												
26	1 LAP	1:54.833												
27	1 LAP	1:36.128												
99	35.479	1:28.058												
14	37.099	1:29.997												
23	37.893	1:29.127												
38	1 LAP	1:38.121												
95	1 LAP	1:40.856												
88	1:01.592	1:33.376												
30	1:14.848	1:32.460												
5	1:23.084	1:35.083												

Mini Challenge

FREE PRACTICE

POS	NO	CL	NAME	NAT	ENTRY	TIME	LAPS	GAP	MPH
1	77	S	Allen JACKSON		Mini Cooper	1:23.561	10		84.32
2	12	S	Jack STANFORD		Mini Cooper	1:23.616	11	0.055	84.27
3	30	S	Martin DEPPER		Mini Cooper	1:23.784	5	0.223	84.10
4	44	S	Fredrik NORDSTROM		Mini Cooper	1:23.810	9	0.249	84.07
5	22	S	David SHEPHERD		Mini Cooper	1:23.872	5	0.311	84.01
6	6	S	Jake PACKUN		Mini Cooper	1:23.889	11	0.328	83.99
7	8	S	Finlay CROCKER		Mini Cooper	1:24.180	11	0.619	83.70
8	51	S	Gavin BRISTOW		Mini Cooper	1:24.770	10	1.209	83.12
9	16	S	Nathan COULTER		Mini Cooper	1:24.862	10	1.301	83.03
10	5	S	Andrew BAILEY		Mini Cooper	1:25.230	10	1.669	82.67
11	1	S	Arthur FORSTER		Mini Cooper	1:25.307	5	1.746	82.59
12	15	S	Stuart LYONS		Mini Cooper	1:25.503	9	1.942	82.41
13	2	S	Charles BLOOM		Mini Cooper	1:27.688	10	4.127	80.35
14	69	S	Waylen HUNSUCKER		Mini Cooper	1:28.674	8	5.113	79.46
15	3	CL	Gareth NIXON		Mini Cooper	1:29.641	10	6.080	78.60
16	99	CL	Tim CRIGHTON		Mini Cooper	1:29.999	10	6.438	78.29
17	26	CL	James OLDEN		Mini Cooper	1:30.075	10	6.514	78.22
18	4	S	Carl BRADLEY		Mini Cooper	1:30.561	3	7.000	77.80
19	40	CL	Edward LOVETT		Mini Cooper	1:30.573	10	7.012	77.79
20	23	CL	Jenny RYAN		Mini Cooper	1:30.625	10	7.064	77.75
21	20	CL	Graham PARSONS		Mini Cooper	1:30.748	10	7.187	77.64
22	9	S	Mike JONES		Mini Cooper	1:30.764	10	7.203	77.63
23	36	CL	Eric BAILEY		Mini Cooper	1:30.863	10	7.302	77.54
24	47	CL	Gary KOUNNIS		Mini Cooper	1:30.985	10	7.424	77.44
25	31	CL	Keith ISSATT		Mini Cooper	1:31.037	10	7.476	77.40
26	32	CL	Alan TAYLOR		Mini Cooper	1:31.187	10	7.626	77.27
27	24	CL	Rob AUSTIN		Mini Cooper	1:31.464	10	7.903	77.03
28	21	CL	Jonathan SHEPHERD		Mini Cooper	1:31.514	10	7.953	76.99
29	50	CL	Rachel OWEN		Mini Cooper	1:32.135	10	8.574	76.47
30	7	S	Terry BIRTCHFORD		Mini Cooper	1:32.349	6	8.788	76.30
31	98	CL	Amanda ELLIOTT		Mini Cooper	1:32.447	9	8.886	76.22
32	33	CL	John BATES		Mini Cooper	1:32.868	10	9.307	75.87
33	42	CL	Dawn BOYD		Mini Cooper	1:39.960	9	16.399	70.49

Weather/Track : Bright/Damp

These results are provisional until the conclusion of any judicial and technical matters.

Donington Park

Circuit Length = 1.9573 miles.

Start: 11:26 End: 11:46

Clerk of Course:	Stewards:	Timekeeper:
------------------	-----------	-------------

Mini Challenge

LAP ANALYSIS

1	Arthur FORSTER	Mini Cooper
	1 - 7:03.661 2 - 1:38.376 3 - 1:31.933 4 - 1:25.307 5 - 1:25.407	
2	Charles BLOOM	Mini Cooper
	1 - 7:01.788 6 - 7:51.831 2 - 1:39.439 7 - 1:29.961 3 - 1:35.310 8 - 1:31.081 4 - 1:34.647 9 - 1:27.688 5 - 1:36.255 10 - 1:28.640	
3	Gareth NIXON	Mini Cooper
	1 - 7:21.816 6 - 7:31.510 2 - 1:37.546 7 - 1:30.861 3 - 1:32.461 8 - 1:29.920 4 - 1:30.692 9 - 1:30.885 5 - 1:30.398 10 - 1:29.641	
4	Carl BRADLEY	Mini Cooper
	1 - 6:53.342 2 - 1:53.644 3 - 1:30.561	
5	Andrew BAILEY	Mini Cooper
	1 - 6:43.845 6 - 7:59.836 2 - 1:44.596 7 - 1:30.802 3 - 1:35.034 8 - 1:34.347 4 - 1:26.770 9 - 1:34.375 5 - 1:46.671P 10 - 1:25.230	
6	Jake PACKUN	Mini Cooper
	1 - 6:50.464 6 - 1:25.190 11 - 1:23.889 2 - 1:33.437 7 - 6:50.965 3 - 1:24.694 8 - 1:27.169 4 - 1:25.749 9 - 1:28.304 5 - 1:29.834 10 - 1:27.649	
7	Terry BIRTCHFORD	Mini Cooper
	1 - 7:05.734 6 - 7:33.419 2 - 1:37.715 3 - 1:33.267 4 - 1:36.821 5 - 1:32.349	

Mini Challenge LAP ANALYSIS

(contd.)

8	Finlay CROCKER	Mini Cooper
1 -	6:44.881	6 - 1:36.433P 11 - 1:26.457
2 -	1:29.916	7 - 6:30.911
3 -	1:25.700	8 - 1:25.120
4 -	1:24.180	9 - 1:25.497
5 -	1:29.368	10 - 1:26.502
9	Mike JONES	Mini Cooper
1 -	7:00.625	6 - 7:25.549
2 -	1:39.547	7 - 1:31.085
3 -	1:35.975	8 - 1:32.149
4 -	1:34.555	9 - 1:32.427
5 -	1:35.081	10 - 1:30.764
12	Jack STANFORD	Mini Cooper
1 -	6:49.383	6 - 1:28.809 11 - 1:33.821P
2 -	1:31.358	7 - 6:56.579
3 -	1:24.383	8 - 1:27.215
4 -	1:23.616	9 - 1:31.118
5 -	1:25.505	10 - 1:29.168
15	Stuart LYONS	Mini Cooper
1 -	6:47.973	6 - 9:11.783
2 -	1:42.221	7 - 1:26.258
3 -	1:31.371	8 - 1:27.333
4 -	1:31.097	9 - 1:25.503
5 -	1:30.999	
16	Nathan COULTER	Mini Cooper
1 -	6:59.212	6 - 1:24.862
2 -	1:34.790	7 - 8:26.026
3 -	1:30.035	8 - 1:26.840
4 -	1:26.454	9 - 1:25.672
5 -	1:26.302	10 - 1:26.463
20	Graham PARSONS	Mini Cooper
1 -	7:22.553	6 - 7:31.841
2 -	1:41.296	7 - 1:36.932
3 -	1:35.881	8 - 1:32.756
4 -	1:35.550	9 - 1:33.150
5 -	1:34.842	10 - 1:30.748
21	Jonathan SHEPHERD	Mini Cooper
1 -	7:28.537	6 - 7:02.762
2 -	1:43.764	7 - 1:37.607
3 -	1:36.595	8 - 1:31.514
4 -	1:33.174	9 - 1:31.549
5 -	1:33.752	10 - 1:31.547

Mini Challenge LAP ANALYSIS

(contd.)

22	David SHEPHERD	Mini Cooper
1 - 6:52.536 2 - 1:36.128 3 - 1:25.434 4 - 1:23.872 5 - 1:32.335P		
23	Jenny RYAN	Mini Cooper
1 - 7:19.818 6 - 7:23.452 2 - 1:43.244 7 - 1:33.273 3 - 1:35.641 8 - 1:31.689 4 - 1:32.166 9 - 1:30.625 5 - 1:31.275 10 - 1:30.924		
24	Rob AUSTIN	Mini Cooper
1 - 7:32.592 6 - 7:00.877 2 - 1:41.051 7 - 1:32.761 3 - 1:38.424 8 - 1:31.464 4 - 1:37.128 9 - 1:31.802 5 - 1:32.625 10 - 1:35.223		
26	James OLDEN	Mini Cooper
1 - 7:14.519 6 - 8:02.628 2 - 1:38.868 7 - 1:31.649 3 - 1:32.806 8 - 1:31.068 4 - 1:31.048 9 - 1:30.201 5 - 1:30.902 10 - 1:30.075		
30	Martin DEPPER	Mini Cooper
1 - 6:45.751 2 - 1:29.401 3 - 1:24.240 4 - 1:23.784 5 - 1:36.827P		
31	Keith ISSATT	Mini Cooper
1 - 7:13.769 6 - 7:54.015 2 - 1:41.176 7 - 1:34.074 3 - 1:32.325 8 - 1:31.080 4 - 1:31.899 9 - 1:33.091 5 - 1:31.037 10 - 1:32.185		
32	Alan TAYLOR	Mini Cooper
1 - 7:16.555 6 - 7:36.432 2 - 1:49.463 7 - 1:34.519 3 - 1:35.675 8 - 1:31.187 4 - 1:35.502 9 - 1:32.063 5 - 1:31.833 10 - 1:34.347		

Mini Challenge LAP ANALYSIS

(contd.)

33	John BATES	Mini Cooper
1 -	7:12.750	6 - 7:07.237
2 -	1:48.407	7 - 1:40.272
3 -	1:38.077	8 - 1:32.868
4 -	1:38.222	9 - 1:32.910
5 -	1:33.583	10 - 1:33.767
36	Eric BAILEY	Mini Cooper
1 -	7:29.927	6 - 6:59.664
2 -	1:42.996	7 - 1:40.353
3 -	1:37.665	8 - 1:35.029
4 -	1:36.634	9 - 1:30.863
5 -	1:32.040	10 - 1:31.162
40	Edward LOVETT	Mini Cooper
1 -	7:21.977	6 - 7:14.804
2 -	1:39.276	7 - 1:31.315
3 -	1:31.761	8 - 1:34.027
4 -	1:31.798	9 - 1:36.427
5 -	1:30.573	10 - 1:30.629
42	Dawn BOYD	Mini Cooper
1 -	7:24.611	6 - 7:07.453
2 -	1:44.378	7 - 1:43.817
3 -	1:40.960	8 - 1:39.960
4 -	1:40.392	9 - 1:42.616
5 -	1:40.853	
44	Fredrik NORDSTROM	Mini Cooper
1 -	6:44.322	6 - 1:24.414
2 -	1:33.363P	7 - 1:24.289
3 -	3:46.160	8 - 1:23.810
4 -	1:24.807	9 - 1:23.864
5 -	7:20.851	
47	Gary KOUNNIS	Mini Cooper
1 -	7:35.503	6 - 7:00.042
2 -	1:45.187	7 - 1:34.246
3 -	1:37.604	8 - 1:32.324
4 -	1:35.724	9 - 1:30.985
5 -	1:35.226	10 - 1:31.532
50	Rachel OWEN	Mini Cooper
1 -	7:26.556	6 - 7:00.522
2 -	1:45.010	7 - 1:35.823
3 -	1:40.193	8 - 1:32.989
4 -	1:38.835	9 - 1:32.135
5 -	1:37.160	10 - 1:37.806

Mini Challenge LAP ANALYSIS

(contd.)

51	Gavin BRISTOW	Mini Cooper
1 - 7:06.491P	6 - 6:56.790	
2 - 2:58.362	7 - 1:27.303	
3 - 1:27.498	8 - 1:25.550	
4 - 1:25.908	9 - 1:26.215	
5 - 1:24.770	10 - 1:25.686	
69	Waylen HUNSUCKER	Mini Cooper
1 - 7:02.913	6 - 7:31.867	
2 - 1:38.825	7 - 1:28.674	
3 - 1:35.538	8 - 1:32.120	
4 - 1:34.200		
5 - 1:30.653		
77	Allen JACKSON	Mini Cooper
1 - 7:11.332	6 - 7:17.187	
2 - 1:38.757	7 - 1:23.561	
3 - 1:28.413	8 - 1:29.541	
4 - 1:34.226	9 - 1:26.601	
5 - 1:33.939	10 - 1:28.700	
98	Amanda ELLIOTT	Mini Cooper
1 - 7:26.951	6 - 7:59.035	
2 - 1:43.280	7 - 1:35.441	
3 - 1:37.225	8 - 1:32.958	
4 - 1:35.678	9 - 1:32.447	
5 - 1:43.912P		
99	Tim CRIGHTON	Mini Cooper
1 - 7:30.459	6 - 7:19.269	
2 - 1:38.624	7 - 1:33.091	
3 - 1:31.403	8 - 1:30.607	
4 - 1:30.926	9 - 1:31.836	
5 - 1:30.336	10 - 1:29.999	

Mini Challenge

QUALIFYING FOR RACE 7

POS	NO	CL	NAME	NAT	ENTRY	TIME	LAPS	GAP	MPH
1	1	S	Arthur FORSTER		Mini Cooper	1:22.307	10		85.61
2	22	S	David SHEPHERD		Mini Cooper	1:22.833	12	0.526	85.06
3	4	S	Carl BRADLEY		Mini Cooper	1:23.067	11	0.760	84.82
4	44	S	Fredrik NORDSTROM		Mini Cooper	1:23.145	11	0.838	84.74
5	12	S	Jack STANFORD		Mini Cooper	1:23.244	10	0.937	84.64
6	8	S	Finlay CROCKER		Mini Cooper	1:23.394	11	1.087	84.49
7	30	S	Martin DEPPER		Mini Cooper	1:23.442	11	1.135	84.44
8	51	S	Gavin BRISTOW		Mini Cooper	1:23.647	12	1.340	84.23
9	7	S	Terry BIRTCHFORD		Mini Cooper	1:23.710	12	1.403	84.17
10	5	S	Andrew BAILEY		Mini Cooper	1:23.814	11	1.507	84.07
11	6	S	Jake PACKUN		Mini Cooper	1:23.888	12	1.581	83.99
12	77	S	Allen JACKSON		Mini Cooper	1:23.955	11	1.648	83.92
13	16	S	Nathan COULTER		Mini Cooper	1:23.980	12	1.673	83.90
14	15	S	Stuart LINES		Mini Cooper	1:24.674	11	2.367	83.21
15	69	S	Waylen HUNSUCKER		Mini Cooper	1:24.902	11	2.595	82.99
16	2	S	Charles BLOOM		Mini Cooper	1:26.381	11	4.074	81.57
17	9	S	Mike JONES		Mini Cooper	1:26.792	11	4.485	81.18
18	3	CL	Gareth NIXON		Mini Cooper	1:29.432	11	7.125	78.78
19	23	CL	Jenny RYAN		Mini Cooper	1:29.831	11	7.524	78.43
20	40	CL	Edward LOVETT		Mini Cooper	1:30.079	11	7.772	78.22
21	99	CL	Tim CRIGHTON		Mini Cooper	1:30.152	11	7.845	78.16
22	36	CL	Eric BAILEY		Mini Cooper	1:30.283	10	7.976	78.04
23	32	CL	Alan TAYLOR		Mini Cooper	1:30.355	11	8.048	77.98
24	31	CL	Keith ISSATT		Mini Cooper	1:30.373	10	8.066	77.96
25	47	CL	Gary KOUNNIS		Mini Cooper	1:30.463	11	8.156	77.89
26	26	CL	Gary ROBERTSHAW		Mini Cooper	1:30.509	10	8.202	77.85
27	20	CL	Graham PARSONS		Mini Cooper	1:30.516	10	8.209	77.84
28	24	CL	Rob AUSTIN		Mini Cooper	1:30.891	10	8.584	77.52
29	21	CL	Jonathan SHEPHERD		Mini Cooper	1:31.351	11	9.044	77.13
30	50	CL	Rachel OWEN		Mini Cooper	1:31.720	11	9.413	76.82
31	13	CL	Ian MILLS		Mini Cooper	1:31.828	10	9.521	76.73
32	98	CL	Amanda ELLIOTT		Mini Cooper	1:32.077	10	9.770	76.52
33	33	CL	John BATES		Mini Cooper	1:32.162	10	9.855	76.45
34	42	CL	Dawn BOYD		Mini Cooper	1:36.386	10	14.079	73.10

Weather/Track : Bright/Dry

These results are provisional until the conclusion of any judicial and technical matters.

Donington Park

Circuit Length = 1.9573 miles.

Start: 16:43 End: 16:58

Clerk of Course:	Stewards:	Timekeeper:
------------------	-----------	-------------

Mini Challenge

LAP ANALYSIS

1	Arthur FORSTER	Mini Cooper	
1 -	3:58.264	6 - 2:57.212	
2 -	1:33.087	7 - 1:22.717	
3 -	1:22.307	8 - 1:49.362	
4 -	1:22.980	9 - 1:22.541	
5 -	1:44.118P	10 - 1:39.699	
2	Charles BLOOM	Mini Cooper	
1 -	4:14.214	6 - 1:27.449	11 - 1:26.569
2 -	1:39.277	7 - 1:27.444	
3 -	1:30.756	8 - 1:27.068	
4 -	1:28.398	9 - 1:27.359	
5 -	1:26.942	10 - 1:26.381	
3	Gareth NIXON	Mini Cooper	
1 -	4:32.508	6 - 1:29.753	11 - 1:30.081
2 -	1:34.263	7 - 1:29.724	
3 -	1:30.157	8 - 1:30.041	
4 -	1:29.432	9 - 1:30.160	
5 -	1:29.818	10 - 1:29.559	
4	Carl BRADLEY	Mini Cooper	
1 -	4:05.806	6 - 1:23.067	11 - 1:37.770P
2 -	1:29.080	7 - 1:24.911	
3 -	1:24.539	8 - 1:23.273	
4 -	1:23.389	9 - 1:23.483	
5 -	1:23.258	10 - 1:24.886	
5	Andrew BAILEY	Mini Cooper	
1 -	3:59.553	6 - 1:38.986	11 - 1:36.721
2 -	1:34.944	7 - 1:24.578	
3 -	1:25.974	8 - 1:30.344	
4 -	1:23.814	9 - 1:24.179	
5 -	1:24.305	10 - 1:24.185	
6	Jake PACKUN	Mini Cooper	
1 -	4:06.648	6 - 1:24.109	11 - 1:25.315
2 -	1:29.226	7 - 1:25.994	12 - 1:25.154
3 -	1:25.355	8 - 1:37.198	
4 -	1:23.888	9 - 1:25.045	
5 -	1:23.968	10 - 1:25.897	
7	Terry BIRTCHFORD	Mini Cooper	
1 -	3:59.309	6 - 1:24.313	11 - 1:23.998
2 -	1:35.423	7 - 1:25.796	12 - 1:24.169
3 -	1:26.052	8 - 1:24.332	
4 -	1:26.468	9 - 1:23.710	
5 -	1:23.729	10 - 1:24.074	

Mini Challenge LAP ANALYSIS

(contd.)

8	Finlay CROCKER	Mini Cooper
1 - 4:25.828	6 - 1:23.736	11 - 1:27.940
2 - 1:33.164	7 - 1:36.716	
3 - 1:24.497	8 - 1:23.765	
4 - 1:23.394	9 - 1:23.634	
5 - 1:26.378	10 - 1:24.075	
9	Mike JONES	Mini Cooper
1 - 4:11.722	6 - 1:27.233	11 - 1:28.266
2 - 1:32.293	7 - 1:27.042	
3 - 1:26.792	8 - 1:26.930	
4 - 1:27.259	9 - 1:27.612	
5 - 1:26.992	10 - 1:28.321	
12	Jack STANFORD	Mini Cooper
1 - 4:03.353	6 - 2:48.503	
2 - 1:30.007	7 - 1:24.286	
3 - 1:23.563	8 - 1:24.837	
4 - 1:23.354	9 - 1:23.244	
5 - 1:23.309	10 - 1:40.294P	
13	Ian MILLS	Mini Cooper
1 - 4:31.734	6 - 1:33.238	
2 - 1:38.674	7 - 1:33.842	
3 - 1:39.035	8 - 1:32.384	
4 - 1:34.288	9 - 1:31.828	
5 - 1:34.367	10 - 1:32.293	
15	Stuart LINES	Mini Cooper
1 - 4:10.619	6 - 1:25.817	11 - 1:26.920
2 - 1:31.769	7 - 1:25.947	
3 - 1:26.085	8 - 1:39.726	
4 - 1:24.674	9 - 1:25.550	
5 - 1:25.342	10 - 1:28.299	
16	Nathan COULTER	Mini Cooper
1 - 4:00.508	6 - 1:25.069	11 - 1:24.670
2 - 1:32.432	7 - 1:26.607	12 - 1:23.980
3 - 1:28.060	8 - 1:27.235	
4 - 1:30.298	9 - 1:24.693	
5 - 1:25.357	10 - 1:25.583	
20	Graham PARSONS	Mini Cooper
1 - 4:43.346	6 - 1:31.274	
2 - 1:41.070	7 - 1:41.680	
3 - 1:31.330	8 - 1:36.621	
4 - 1:36.143	9 - 1:36.714	
5 - 1:30.813	10 - 1:30.516	

Mini Challenge LAP ANALYSIS

(contd.)

21	Jonathan SHEPHERD	Mini Cooper
1 -	4:33.872	6 - 1:34.758 11 - 1:31.457
2 -	1:37.619	7 - 1:32.655
3 -	1:34.509	8 - 1:34.421
4 -	1:31.848	9 - 1:31.543
5 -	1:31.546	10 - 1:31.351
22	David SHEPHERD	Mini Cooper
1 -	4:05.205	6 - 1:23.578 11 - 1:23.424
2 -	1:33.903	7 - 1:23.229 12 - 1:24.182
3 -	1:24.857	8 - 1:25.770
4 -	1:23.941	9 - 1:23.269
5 -	1:23.334	10 - 1:22.833
23	Jenny RYAN	Mini Cooper
1 -	4:39.735	6 - 1:30.488 11 - 1:30.047
2 -	1:38.129	7 - 1:30.400
3 -	1:45.634	8 - 1:30.702
4 -	1:30.172	9 - 1:30.627
5 -	1:30.750	10 - 1:29.831
24	Rob AUSTIN	Mini Cooper
1 -	4:46.328	6 - 1:39.529
2 -	1:47.070	7 - 1:31.501
3 -	1:31.519	8 - 1:31.282
4 -	1:31.042	9 - 1:31.030
5 -	1:30.891	10 - 1:31.837
26	Gary ROBERTSHAW	Mini Cooper
1 -	4:44.777	6 - 1:30.744
2 -	1:46.890	7 - 1:31.287
3 -	1:31.038	8 - 1:30.746
4 -	1:56.046	9 - 1:30.509
5 -	1:40.486	10 - 1:31.424
30	Martin DEPPER	Mini Cooper
1 -	3:58.914	6 - 1:31.258P 11 - 1:24.126
2 -	1:33.238	7 - 2:32.102
3 -	1:23.539	8 - 1:23.844
4 -	1:23.536	9 - 1:26.119
5 -	1:23.442	10 - 1:23.975
31	Keith ISSATT	Mini Cooper
1 -	4:39.386	6 - 1:35.457
2 -	1:38.618	7 - 1:32.318
3 -	1:32.460	8 - 1:30.997
4 -	1:46.671	9 - 1:31.147
5 -	1:30.373	10 - 1:39.408

Mini Challenge LAP ANALYSIS

(contd.)

32	Alan TAYLOR	Mini Cooper
1 - 4:37.737	6 - 1:31.144	11 - 1:30.468
2 - 1:41.378	7 - 1:31.350	
3 - 1:32.169	8 - 1:31.151	
4 - 1:39.259	9 - 1:31.317	
5 - 1:31.720	10 - 1:30.355	
33	John BATES	Mini Cooper
1 - 4:45.829	6 - 1:32.729	
2 - 1:49.880	7 - 1:34.379	
3 - 1:34.710	8 - 1:33.103	
4 - 1:34.312	9 - 1:33.316	
5 - 1:32.162	10 - 1:32.294	
36	Eric BAILEY	Mini Cooper
1 - 4:28.588	6 - 1:30.435	
2 - 1:36.093	7 - 1:30.503	
3 - 1:30.928	8 - 1:30.283	
4 - 1:30.346	9 - 1:30.607	
5 - 1:31.468	10 - 2:05.642	
40	Edward LOVETT	Mini Cooper
1 - 4:26.526	6 - 1:30.795	11 - 1:30.731
2 - 1:32.996	7 - 1:32.282	
3 - 1:32.654	8 - 1:30.079	
4 - 1:30.483	9 - 1:31.102	
5 - 1:30.529	10 - 1:31.164	
42	Dawn BOYD	Mini Cooper
1 - 4:27.885	6 - 1:39.453	
2 - 1:41.598	7 - 1:37.547	
3 - 1:39.515	8 - 1:37.000	
4 - 1:39.443	9 - 1:36.386	
5 - 1:38.275	10 - 1:37.716	
44	Fredrik NORDSTROM	Mini Cooper
1 - 4:07.643	6 - 2:48.860	11 - 1:23.723
2 - 1:33.453	7 - 1:28.159	
3 - 1:24.156	8 - 1:24.200	
4 - 1:23.145	9 - 1:23.996	
5 - 1:26.517P	10 - 1:23.770	
47	Gary KOUNNIS	Mini Cooper
1 - 4:26.581	6 - 1:30.463	11 - 1:31.135
2 - 1:33.583	7 - 1:31.059	
3 - 1:31.623	8 - 1:32.300	
4 - 1:30.474	9 - 1:31.109	
5 - 1:30.611	10 - 1:31.307	

Mini Challenge LAP ANALYSIS

(contd.)


50	Rachel OWEN	Mini Cooper
1 - 4:29.176	6 - 1:32.030	11 - 1:31.860
2 - 1:39.447	7 - 1:31.794	
3 - 1:33.897	8 - 1:31.935	
4 - 1:32.693	9 - 1:31.862	
5 - 1:31.942	10 - 1:31.720	
51	Gavin BRISTOW	Mini Cooper
1 - 4:14.526	6 - 1:24.432	11 - 1:25.016
2 - 1:31.404	7 - 1:24.496	12 - 1:25.134
3 - 1:24.994	8 - 1:25.475	
4 - 1:23.647	9 - 1:24.486	
5 - 1:24.057	10 - 1:25.278	
69	Waylen HUNSUCKER	Mini Cooper
1 - 4:13.298	6 - 1:25.134	11 - 1:26.666
2 - 1:35.682	7 - 1:29.296	
3 - 1:32.095	8 - 1:25.277	
4 - 1:25.505	9 - 1:27.714	
5 - 1:24.902	10 - 1:25.781	
77	Allen JACKSON	Mini Cooper
1 - 4:01.955	6 - 1:24.889	11 - 1:24.658
2 - 1:34.366	7 - 1:41.407	
3 - 1:31.243	8 - 1:23.955	
4 - 1:24.336	9 - 1:24.023	
5 - 1:24.340	10 - 1:27.108	
98	Amanda ELLIOTT	Mini Cooper
1 - 4:36.025	6 - 1:33.253	
2 - 1:38.101	7 - 1:33.052	
3 - 1:36.005	8 - 1:32.077	
4 - 1:36.461	9 - 1:32.140	
5 - 1:33.847	10 - 1:32.242	
99	Tim CRIGHTON	Mini Cooper
1 - 4:28.557	6 - 1:30.162	11 - 1:35.347
2 - 1:32.533	7 - 1:30.152	
3 - 1:30.216	8 - 1:30.612	
4 - 1:30.628	9 - 1:33.729	
5 - 1:30.340	10 - 1:30.901	

Mini Challenge

GRID FOR RACE 7

ROW 17	33	BATES	42	BOYD	
ROW 16		13	MILLS	98	ELLIOTT
ROW 15	21	SHEPHERD	50	OWEN	
ROW 14		20	PARSONS	24	AUSTIN
ROW 13	47	KOUNNIS	26	ROBERTSHAW	
ROW 12		32	TAYLOR	31	ISSATT
ROW 11	99	CRIGHTON	36	BAILEY	
ROW 10		23	RYAN	40	LOVETT
ROW 9	9	JONES	3	NIXON	
ROW 8		69	HUNSUCKER	2	BLOOM
ROW 7	16	COULTER	15	LINES	
ROW 6		6	PACKUN	77	JACKSON
ROW 5	7	BIRTCHEFORD	5	BAILEY	
ROW 4		30	DEPPER	51	BRISTOW
ROW 3	12	STANFORD	8	CROCKER	
ROW 2		4	BRADLEY	44	NORDSTROM
ROW 1	1	FORSTER	22	SHEPHERD	

POLE



Weather/Track : Bright/Dry
 These results are provisional until the conclusion of any judicial and technical matters.

Donington Park
 Circuit Length = 1.9573 miles.
 Start: 16:43 End: 16:58

Clerk of Course:	Stewards:	Timekeeper:
------------------	-----------	-------------

Mini Challenge

RACE 7 RESULT - AMENDED

POS	NO	CL	NAME	NAT	ENTRY	TIME	LAPS	GAP	MPH	BEST
1	12	S	Jack STANFORD		Mini Cooper	15:21.950	11		83.95	1:22.439
2	4	S	Carl BRADLEY		Mini Cooper	15:22.523	11	0.573	83.89	1:22.785
3	44	S	Fredrik NORDSTROM		Mini Cooper	15:24.126	11	2.176	83.75	1:23.023
4	8	S	Finlay CROCKER		Mini Cooper	15:26.837	11	4.887	83.50	1:23.378
5	30	S	Martin DEPPER		Mini Cooper	15:28.863	11	6.913	83.32	1:23.371
6	77	S	Allen JACKSON		Mini Cooper	15:33.714	11	11.764	82.89	1:23.379
7	16	S	Nathan COULTER		Mini Cooper	15:34.027	11	12.077	82.86	1:23.209
8	51	S	Gavin BRISTOW		Mini Cooper	15:42.502	11	20.552	82.11	1:23.539
9	1	S	Arthur FORSTER		Mini Cooper	15:46.597	11	24.647	81.76	1:22.467
10	69	S	Waylen HUNSUCKER		Mini Cooper	15:47.269	11	25.319	81.70	1:24.202
11	15	S	Stuart LINES		Mini Cooper	15:53.798	11	31.848	81.14	1:24.923
12	9	S	Mike JONES		Mini Cooper	15:57.425	11	35.475	80.83	1:25.377
13	6	S	Jake PACKUN		Mini Cooper	15:58.087	11	36.137	80.78	1:23.912
14	2	S	Charles BLOOM		Mini Cooper	15:58.538	11	36.588	80.74	1:25.474
15	3	CL	Gareth NIXON		Mini Cooper	16:37.416	11	1:15.466	77.59	1:29.517
16	40	CL	Edward LOVETT		Mini Cooper	16:41.142	11	1:19.192	77.30	1:29.841
17	26	CL	Gary ROBERTSHAW		Mini Cooper	16:44.855	11	1:22.905	77.02	1:29.716
18	20	CL	Graham PARSONS		Mini Cooper	16:45.028	11	1:23.078	77.01	1:29.547
19	23	CL	Jenny RYAN		Mini Cooper	16:45.380	11	1:23.430	76.98	1:29.434
20	47	CL	Gary KOUNNIS		Mini Cooper	16:45.683	11	1:23.733	76.96	1:29.657
21	36	CL	Eric BAILEY		Mini Cooper	16:49.350	11	1:27.400	76.68	1:29.926
22	31	CL	Keith ISSATT		Mini Cooper	16:50.891	11	1:28.941	76.56	1:30.133
23	21	CL	Jonathan SHEPHERD		Mini Cooper	16:51.584	11	1:29.634	76.51	1:30.331
24	24	CL	Rob AUSTIN		Mini Cooper	16:52.552	11	1:30.602	76.43	1:30.431
25	32	CL	Alan TAYLOR		Mini Cooper	15:24.096	10	1 LAP	76.13	1:29.957
26	98	CL	Amanda ELLIOTT		Mini Cooper	15:25.113	10	1 LAP	76.04	1:30.478
27	33	CL	John BATES		Mini Cooper	15:33.114	10	1 LAP	75.39	1:31.474
28	50	CL	Rachel OWEN		Mini Cooper	15:51.691	10	1 LAP	73.92	1:30.378
29	13	CL	Ian MILLS		Mini Cooper	16:01.160	10	1 LAP	73.19	1:31.198
30	42	CL	Dawn BOYD		Mini Cooper	16:04.168	10	1 LAP	72.96	1:33.571

NOT CLASSIFIED

22	S	David SHEPHERD	Mini Cooper	10:12.715	7	D.N.F.	80.31	1:22.537
99	CL	Tim CRIGHTON	Mini Cooper	7:47.486	5	D.N.F.	75.12	1:30.026
7	S	Terry BIRTCHFORD	Mini Cooper	5:42.430	4	D.N.F.	81.98	1:23.433
5	S	Andrew BAILEY	Mini Cooper	5:43.544	4	D.N.F.	81.71	1:23.876

FASTEST LAP

12	S	Jack STANFORD	Mini Cooper	1:22.439	4	85.47mph	137.55kph
23	CL	Jenny RYAN	Mini Cooper	1:29.434	8	78.78mph	126.79kph

Cars 1 + 22 - 25 second penalties - contravention of regulations E.5.1.8 + C.5.4.9

Weather/Track : Cloudy/Dry

These results are provisional until the conclusion of any judicial and technical matters.

Donington Park

Circuit Length = 1.9573 miles.

Start: 13:07 End: 13:22

Clerk of Course:	Stewards:	Timekeeper:
------------------	-----------	-------------

Mini Challenge LAP CHART

Lap 1			Lap 2			Lap 3			Lap 4			Lap 5		
No	Behind	Laptime	No	Behind	Laptime	No	Behind	Laptime	No	Behind	Laptime	No	Behind	Laptime
1		1:26.536	1		1:22.613	1		1:23.258	1		1:23.351	1		1:23.225
22	1.578	1:28.114	22	1.673	1:22.708	22	0.952	1:22.537	22	0.454	1:22.853	22	0.155	1:22.926
12	1.890	1:28.426	12	1.916	1:22.639	12	1.529	1:22.871	12	0.617	1:22.439	12	0.560	1:23.168
4	2.162	1:28.698	4	3.236	1:23.687	4	3.454	1:23.476	4	3.968	1:23.865	4	4.124	1:23.381
8	2.350	1:28.886	8	3.493	1:23.756	44	3.922	1:23.405	44	4.446	1:23.875	44	4.721	1:23.500
44	2.584	1:29.120	44	3.775	1:23.804	8	4.223	1:23.988	8	4.914	1:24.042	8	5.201	1:23.512
30	3.471	1:30.007	30	5.277	1:24.419	7	5.890	1:23.433	7	6.672	1:24.133	30	8.042	1:24.256
7	4.336	1:30.872	7	5.715	1:23.992	30	6.298	1:24.279	30	7.011	1:24.064	77	9.668	1:24.510
5	4.827	1:31.363	5	6.532	1:24.318	5	7.261	1:23.987	5	7.786	1:23.876	51	9.768	1:23.930
77	5.290	1:31.826	77	7.081	1:24.404	77	7.641	1:23.818	77	8.383	1:24.093	16	9.968	1:23.636
51	5.550	1:32.086	51	7.791	1:24.854	51	8.295	1:23.762	51	9.063	1:24.119	69	17.258	1:25.508
16	5.682	1:32.218	16	8.454	1:25.385	16	8.405	1:23.209	16	9.557	1:24.503	2	19.249	1:25.474
6	5.866	1:32.402	2	11.039	1:27.151	2	13.985	1:26.204	69	14.975	1:24.333	15	19.928	1:25.571
2	6.501	1:33.037	69	12.648	1:28.239	69	13.993	1:24.603	2	17.000	1:26.366	9	22.487	1:26.514
69	7.022	1:33.558	15	13.134	1:28.044	15	14.993	1:25.117	15	17.582	1:25.940	6	31.885	1:24.779
15	7.703	1:34.239	9	13.389	1:27.144	9	16.589	1:26.458	9	19.198	1:25.960	3	40.130	1:29.996
9	8.858	1:35.394	6	17.697	1:34.444	3	26.686	1:29.956	6	30.331	1:25.271	40	41.217	1:29.976
40	11.356	1:37.892	3	19.988	1:30.848	40	27.976	1:30.461	3	33.359	1:30.024	26	43.600	1:31.094
3	11.753	1:38.289	40	20.773	1:32.030	99	28.222	1:30.278	40	34.466	1:29.841	47	43.951	1:31.128
26	12.525	1:39.061	26	21.091	1:31.179	6	28.411	1:33.972	99	34.897	1:30.026	36	44.218	1:30.822
99	12.648	1:39.184	99	21.202	1:31.167	26	29.347	1:31.514	26	35.731	1:29.735	23	44.404	1:30.876
31	13.160	1:39.696	47	21.778	1:31.030	47	29.742	1:31.222	47	36.048	1:29.657	20	45.151	1:30.681
47	13.361	1:39.897	36	22.592	1:30.162	36	30.046	1:30.712	36	36.621	1:29.926	21	47.429	1:30.982
36	15.043	1:41.579	23	23.718	1:30.507	23	30.374	1:29.914	23	36.753	1:29.730	31	47.712	1:30.549
32	15.526	1:42.062	20	24.199	1:30.435	20	30.847	1:29.906	20	37.695	1:30.199	99	48.503	1:36.831P
23	15.824	1:42.360	21	25.255	1:31.136	21	32.692	1:30.695	21	39.672	1:30.331	24	48.696	1:30.431
20	16.377	1:42.913	31	25.874	1:35.327	31	33.458	1:30.842	31	40.388	1:30.281	98	49.710	1:30.497
21	16.732	1:43.268	24	26.157	1:31.660	24	33.670	1:30.771	24	41.490	1:31.171	50	50.158	1:30.378
24	17.110	1:43.646	98	27.020	1:31.639	98	34.974	1:31.212	98	42.438	1:30.815	32	50.993	1:29.957
98	17.994	1:44.530	50	27.467	1:31.651	50	35.404	1:31.195	50	43.005	1:30.952	33	54.862	1:32.242
50	18.429	1:44.965	33	28.494	1:32.388	33	37.087	1:31.851	32	44.261	1:30.124	42	1:09.238	1:35.113
13	18.610	1:45.146	13	29.217	1:33.220	32	37.488	1:31.313	33	45.845	1:32.109	13	1:16.467	1:33.171
33	18.719	1:45.255	32	29.433	1:36.520	42	45.289	1:36.360	42	57.350	1:35.412			
42	19.731	1:46.267	42	32.187	1:35.069	13	52.050	1:46.091	13	1:06.521	1:37.822			

Mini Challenge LAP CHART

(contd.)

Lap 6			Lap 7			Lap 8			Lap 9			Lap 10		
No	Behind	Laptime	No	Behind	Laptime	No	Behind	Laptime	No	Behind	Laptime	No	Behind	Laptime
1		1:23.891	12		1:23.667	12		1:23.507	12		1:23.257	1		1:24.126
22	0.275	1:24.011	22	0.431	1:24.566	1	1.017	1:23.778	1	0.227	1:22.467	12	0.422	1:24.775
12	0.743	1:24.074	1	0.746	1:25.156	4	2.683	1:23.529	4	2.468	1:23.042	4	1.337	1:23.222
4	3.943	1:23.710	13	1 LAP	1:34.351	44	3.309	1:23.634	44	3.075	1:23.023	44	2.010	1:23.288
44	4.419	1:23.589	4	2.661	1:23.128	8	4.055	1:23.589	8	4.434	1:23.636	33	1 LAP	1:32.017
8	5.005	1:23.695	44	3.182	1:23.173	30	6.989	1:23.853	30	7.475	1:23.743	8	3.767	1:23.686
30	7.682	1:23.531	8	3.973	1:23.378	42	1 LAP	1:36.067	50	1 LAP	1:52.539	30	6.573	1:23.451
77	10.554	1:24.777	30	6.643	1:23.371	77	10.382	1:23.933	77	11.993	1:24.868	77	11.934	1:24.294
51	11.602	1:25.725	77	9.956	1:23.812	13	1 LAP	1:32.472	16	12.782	1:23.940	16	12.226	1:23.797
16	11.781	1:25.704	51	10.731	1:23.539	16	12.099	1:24.668	51	18.903	1:29.689	51	19.133	1:24.583
69	19.414	1:26.047	16	10.938	1:23.567	51	12.471	1:25.247	42	1 LAP	1:35.159	50	1 LAP	1:33.436
2	21.467	1:26.109	69	19.327	1:24.323	69	20.814	1:24.994	13	1 LAP	1:33.480	69	24.666	1:27.246
15	21.583	1:25.546	15	23.818	1:26.645	15	26.731	1:26.420	69	21.773	1:24.216	13	1 LAP	1:31.198
9	23.973	1:25.377	2	24.647	1:27.590	2	27.395	1:26.255	15	28.397	1:24.923	15	29.815	1:25.771
6	32.510	1:24.516	9	25.230	1:25.667	9	27.725	1:26.002	2	30.323	1:26.185	42	1 LAP	1:36.023
3	45.865	1:29.626	6	32.012	1:23.912	6	32.653	1:24.148	9	30.596	1:26.128	9	31.925	1:25.682
40	48.280	1:30.954	3	51.205	1:29.750	3	57.413	1:29.715	6	34.810	1:25.414	2	33.091	1:27.121
26	49.823	1:30.114	40	53.931	1:30.061	40	1:00.346	1:29.922	3	1:04.071	1:29.915	6	34.609	1:24.152
47	50.037	1:29.977	26	55.336	1:29.923	26	1:01.545	1:29.716	40	1:07.115	1:30.026	3	1:09.498	1:29.780
36	50.440	1:30.113	23	56.585	1:30.110	23	1:02.512	1:29.434	26	1:09.098	1:30.810	40	1:12.681	1:29.919
23	50.885	1:30.372	20	57.032	1:30.248	20	1:03.072	1:29.547	23	1:09.206	1:29.951	20	1:15.598	1:30.329
20	51.194	1:29.934	47	57.612	1:31.985	47	1:04.274	1:30.169	20	1:09.622	1:29.807	26	1:15.868	1:31.123
21	54.194	1:30.656	36	1:00.165	1:34.135	36	1:06.798	1:30.140	47	1:11.079	1:30.062	23	1:16.444	1:31.591
31	54.608	1:30.787	21	1:00.679	1:30.895	21	1:07.741	1:30.569	36	1:14.422	1:30.881	47	1:17.132	1:30.406
24	55.827	1:31.022	31	1:01.109	1:30.911	31	1:08.192	1:30.590	31	1:16.033	1:31.098	36	1:20.600	1:30.531
98	56.315	1:30.496	24	1:01.959	1:30.542	24	1:09.572	1:31.120	21	1:16.622	1:32.138	31	1:22.357	1:30.677
32	58.233	1:31.131	32	1:04.409	1:30.586	32	1:12.006	1:31.104	24	1:16.774	1:30.459	21	1:22.736	1:30.467
50	58.477	1:32.210	98	1:05.219	1:33.314	98	1:12.269	1:30.557	32	1:19.179	1:30.430	24	1:23.188	1:30.767
33	1:02.921	1:31.950	50	1:05.751	1:31.684	33	1:18.832	1:32.004	98	1:19.490	1:30.478			
42	1:18.918	1:33.571	33	1:10.335	1:31.824									

Mini Challenge LAP CHART

(contd.)


Lap 11			Lap 12			Lap 13			Lap 14			Lap 15		
No	Behind	Laptime	No	Behind	Laptime	No	Behind	Laptime	No	Behind	Laptime	No	Behind	Laptime
1		1:23.196												
12	0.353	1:23.127												
4	0.926	1:22.785												
32	1 LAP	1:30.869												
44	2.529	1:23.715												
98	1 LAP	1:31.575												
8	5.240	1:24.669												
30	7.266	1:23.889												
33	1 LAP	1:31.474												
77	12.117	1:23.379												
16	12.430	1:23.400												
51	20.905	1:24.968												
69	25.672	1:24.202												
50	1 LAP	1:32.681												
15	32.201	1:25.582												
9	35.828	1:27.099												
6	36.490	1:25.077												
2	36.941	1:27.046												
13	1 LAP	1:34.209												
42	1 LAP	1:35.127												
3	1:15.819	1:29.517												
40	1:19.545	1:30.060												
26	1:23.258	1:30.586												
20	1:23.431	1:31.029												
23	1:23.783	1:30.535												
47	1:24.086	1:30.150												
36	1:27.753	1:30.349												
31	1:29.294	1:30.133												
21	1:29.987	1:30.447												
24	1:30.955	1:30.963												

Mini Challenge

GRID FOR RACE 14

ROW 17	1:32.294 33 BATES	1:37.000 42 BOYD
ROW 16	1:32.140 98 ELLIOTT	1:32.293 13 MILLS
ROW 15	1:31.457 21 SHEPHERD	1:31.794 50 OWEN
ROW 14	1:30.997 31 ISSATT	1:31.030 24 AUSTIN
ROW 13	1:30.744 26 ROBERTSHAW	1:30.813 20 PARSONS
ROW 12	1:30.474 47 KOUNNIS	1:30.483 40 LOVETT
ROW 11	1:30.346 36 BAILEY	1:30.468 32 TAYLOR
ROW 10	1:30.047 23 RYAN	1:30.162 99 CRIGHTON
ROW 9	1:26.930 9 JONES	1:29.559 3 NIXON
ROW 8	1:25.342 15 LINES	1:26.569 2 BLOOM
ROW 7	1:24.670 16 COULTER	1:25.134 69 HUNSUCKER
ROW 6	1:24.057 51 BRISTOW	1:24.179 5 BAILEY
ROW 5	1:23.968 6 PACKUN	1:24.023 77 JACKSON
ROW 4	1:23.723 44 NORDSTROM	1:23.729 7 BIRTCHEFORD
ROW 3	1:23.536 30 DEPPER	1:23.634 8 CROCKER
ROW 2	1:23.258 4 BRADLEY	1:23.309 12 STANFORD
ROW 1	1:22.541 1 FORSTER	1:23.229 22 SHEPHERD

POLE



Donington Park
 Circuit Length = 1.9573 miles.
 Start: 16:43 End: 16:58

Weather/Track : Bright/Dry
 These results are provisional until the conclusion of any judicial and technical matters.

Clerk of Course:	Stewards:	Timekeeper:
------------------	-----------	-------------

Mini Challenge

RACE 14 RESULT

POS	NO	CL	NAME	NAT	ENTRY	TIME	LAPS	GAP	MPH	BEST
1	1	S	Arthur FORSTER		Mini Cooper	20:15.038	11		63.70	1:33.631
2	12	S	Jack STANFORD		Mini Cooper	20:24.982	11	9.944	63.18	1:34.625
3	44	S	Fredrik NORDSTROM		Mini Cooper	20:25.607	11	10.569	63.15	1:34.480
4	51	S	Gavin BRISTOW		Mini Cooper	20:33.506	11	18.468	62.74	1:34.577
5	8	S	Finlay CROCKER		Mini Cooper	20:47.768	11	32.730	62.02	1:37.043
6	22	S	David SHEPHERD		Mini Cooper	20:49.152	11	34.114	61.96	1:33.909
7	77	S	Allen JACKSON		Mini Cooper	20:49.634	11	34.596	61.93	1:35.903
8	69	S	Waylen HUNSUCKER		Mini Cooper	21:08.449	11	53.411	61.01	1:34.259
9	15	S	Stuart LINES		Mini Cooper	21:14.020	11	58.982	60.75	1:37.018
10	3	CL	Gareth NIXON		Mini Cooper	21:14.796	11	59.758	60.71	1:37.654
11	99	CL	Tim CRIGHTON		Mini Cooper	21:16.769	11	1:01.731	60.62	1:37.752
12	9	S	Mike JONES		Mini Cooper	21:17.552	11	1:02.514	60.58	1:37.294
13	40	CL	Edward LOVETT		Mini Cooper	21:18.091	11	1:03.053	60.55	1:37.373
14	30	S	Martin DEPPER		Mini Cooper	21:20.860	11	1:05.822	60.42	1:35.883
15	26	CL	Gary ROBERTSHAW		Mini Cooper	21:25.529	11	1:10.491	60.20	1:38.606
16	36	CL	Eric BAILEY		Mini Cooper	21:32.404	11	1:17.366	59.88	1:39.712
17	47	CL	Gary KOUNNIS		Mini Cooper	21:35.893	11	1:20.855	59.72	1:39.847
18	21	CL	Jonathan SHEPHERD		Mini Cooper	21:43.082	11	1:28.044	59.39	1:38.433
19	20	CL	Graham PARSONS		Mini Cooper	21:49.738	11	1:34.700	59.09	1:39.996
20	16	S	Nathan COULTER		Mini Cooper	21:52.210	11	1:37.172	58.98	1:38.018
21	32	CL	Alan TAYLOR		Mini Cooper	20:28.760	10	1 LAP	57.25	1:41.106
22	23	CL	Jenny RYAN		Mini Cooper	20:29.367	10	1 LAP	57.22	1:39.741
23	24	CL	Rob AUSTIN		Mini Cooper	20:37.575	10	1 LAP	56.84	1:40.847
24	31	CL	Keith ISSATT		Mini Cooper	20:38.674	10	1 LAP	56.79	1:40.505
25	98	CL	Amanda ELLIOTT		Mini Cooper	20:50.927	10	1 LAP	56.23	1:44.545
26	33	CL	John BATES		Mini Cooper	20:54.016	10	1 LAP	56.10	1:42.757
27	42	CL	Dawn BOYD		Mini Cooper	21:20.140	10	1 LAP	54.95	1:47.653

NOT CLASSIFIED

4	S	Carl BRADLEY	Mini Cooper	18:44.294	10	D.N.F.	62.57	1:34.578
50	CL	Rachel OWEN	Mini Cooper	18:40.317	9	D.N.F.	56.50	1:40.744
13	CL	Ian MILLS	Mini Cooper	13:34.730	6	D.N.F.	51.75	1:41.179
7	S	Terry BIRTCHFORD	Mini Cooper	7:58.661	3	D.N.F.	43.92	1:40.320
6	S	Jake PACKUN	Mini Cooper	6:21.690	2	D.N.F.	36.62	1:48.824
2	S	Charles BLOOM	Mini Cooper	6:34.537	2	D.N.F.	35.43	4:46.194

FASTEST LAP

1	S	Arthur FORSTER	Mini Cooper	1:33.631	8	75.25mph	121.11kph
40	CL	Edward LOVETT	Mini Cooper	1:37.373	6	72.36mph	116.45kph

Weather/Track : Raining/Wet
 These results are provisional until the conclusion of any judicial and technical matters.

Donington Park
 Circuit Length = 1.9573 miles.
 Start: 17:25 End: 17:45

Clerk of Course:	Stewards:	Timekeeper:
------------------	-----------	-------------

Mini Challenge LAP CHART

Lap 1			Lap 2			Lap 3			Lap 4			Lap 5		
No	Behind	Laptime	No	Behind	Laptime	No	Behind	Laptime	No	Behind	Laptime	No	Behind	Laptime
1		4:28.537	1		1:34.586	1		1:34.590	1		1:34.652	1		1:34.816
4	1.794	4:30.331	4	2.214	1:35.006	4	2.307	1:34.683	4	2.416	1:34.761	4	2.612	1:35.012
8	2.168	4:30.705	12	4.331	1:36.587	12	4.635	1:34.894	12	5.416	1:35.433	12	5.910	1:35.310
12	2.330	4:30.867	44	5.466	1:36.960	44	5.666	1:34.790	44	6.261	1:35.247	44	6.615	1:35.170
44	3.092	4:31.629	8	5.468	1:37.886	8	8.129	1:37.251	8	10.653	1:37.176	51	11.681	1:35.820
6	4.329	4:32.866	51	7.303	1:35.314	51	8.350	1:35.637	51	10.677	1:36.979	8	13.293	1:37.456
51	6.575	4:35.112	77	9.383	1:36.721	77	13.352	1:38.559	77	17.091	1:38.391	77	20.544	1:38.269
77	7.248	4:35.785	7	14.267	1:40.320	7	20.948	1:41.271	69	27.972	1:40.651	69	28.926	1:35.770
7	8.533	4:37.070	69	14.624	1:40.184	15	21.346	1:40.568	22	28.301	1:37.867	22	29.568	1:36.083
69	9.026	4:37.563	15	15.368	1:38.675	69	21.973	1:41.939	15	28.624	1:41.930	15	32.822	1:39.014
99	10.525	4:39.062	99	15.716	1:39.777	99	22.264	1:41.138	99	28.881	1:41.269	99	33.219	1:39.154
15	11.279	4:39.816	3	17.068	1:39.736	3	22.805	1:40.327	3	29.229	1:41.076	40	34.608	1:39.330
3	11.918	4:40.455	6	18.567	1:48.824	22	25.086	1:36.076	40	30.094	1:38.558	3	34.877	1:40.464
9	14.728	4:43.265	9	21.782	1:41.640	40	26.188	1:38.565	9	32.786	1:39.480	9	37.389	1:39.419
36	15.952	4:44.489	40	22.213	1:39.904	9	27.958	1:40.766	36	34.344	1:39.760	36	39.398	1:39.870
23	16.339	4:44.876	36	23.083	1:41.717	36	29.236	1:40.743	47	35.588	1:40.448	26	39.771	1:38.606
47	16.636	4:45.173	22	23.600	1:37.113	47	29.792	1:40.074	26	35.981	1:39.473	47	40.834	1:40.062
40	16.895	4:45.432	47	24.308	1:42.258	26	31.160	1:39.826	21	40.638	1:40.020	21	45.445	1:39.623
2	17.657	4:46.194	23	24.827	1:43.074	21	35.270	1:41.086	24	42.462	1:41.254	24	49.070	1:41.424
26	19.503	4:48.040	26	25.924	1:41.007	24	35.860	1:42.342	31	44.606	1:42.295	31	50.855	1:41.065
32	20.436	4:48.973	24	28.108	1:41.949	31	36.963	1:41.317	20	46.561	1:41.467	20	52.308	1:40.563
24	20.745	4:49.282	21	28.774	1:42.322	20	39.746	1:41.305	30	54.390	1:39.645	30	56.318	1:36.744
21	21.038	4:49.575	31	30.236	1:42.727	13	47.191	1:44.220	32	56.983	1:43.950	32	1:03.303	1:41.136
22	21.073	4:49.610	2	31.414	1:48.343P	32	47.685	1:44.224	16	57.955	1:43.982	16	1:04.487	1:41.348
31	22.095	4:50.632	20	33.031	1:44.948	16	48.625	1:46.879	13	59.556	1:47.017	13	1:05.919	1:41.179
20	22.669	4:51.206	16	36.336	1:47.898	50	49.266	1:46.964	50	1:00.433	1:45.819	50	1:08.299	1:42.682
16	23.024	4:51.561	50	36.892	1:48.085	30	49.397	1:39.669	23	1:05.483	1:43.435	23	1:12.801	1:42.134
50	23.393	4:51.930	13	37.561	1:48.038	98	52.194	1:47.159	98	1:06.315	1:48.773	98	1:17.810	1:46.311
13	24.109	4:52.646	32	38.051	1:52.201	23	56.700	2:06.463	42	1:15.559	1:47.653	33	1:28.619	1:47.379
98	26.010	4:54.547	98	39.625	1:48.201	42	1:02.558	1:48.671	33	1:16.056	1:46.914	42	1:29.505	1:48.762
33	26.591	4:55.128	30	44.318	1:40.577	33	1:03.794	1:45.070						
42	30.615	4:59.152	42	48.477	1:52.448									
30	38.327	5:06.864	33	53.314	2:01.309									

Mini Challenge LAP CHART

(contd.)

Lap 6			Lap 7			Lap 8			Lap 9			Lap 10		
No	Behind	Laptime	No	Behind	Laptime	No	Behind	Laptime	No	Behind	Laptime	No	Behind	Laptime
1		1:34.546	1		1:35.491	1		1:33.631	1		1:33.671	1		1:34.866
4	3.095	1:35.029	33	1 LAP	1:43.594	4	3.407	1:34.856	4	5.025	1:35.289	50	1 LAP	1:41.362
12	5.991	1:34.627	4	2.182	1:34.578	98	1 LAP	1:45.517	12	8.300	1:34.625	23	1 LAP	1:40.741
44	6.796	1:34.727	12	5.166	1:34.666	12	7.346	1:35.811	44	8.929	1:34.900	4	4.908	1:34.749
51	11.888	1:34.753	44	5.785	1:34.480	44	7.700	1:35.546	51	14.420	1:35.043	12	8.175	1:34.741
8	16.205	1:37.458	42	1 LAP	1:48.191	33	1 LAP	1:43.543	98	1 LAP	1:45.330	44	8.800	1:34.737
77	24.305	1:38.307	51	10.974	1:34.577	51	13.048	1:35.705	33	1 LAP	1:43.366	51	15.805	1:36.251
69	28.639	1:34.259	8	17.873	1:37.159	42	1 LAP	1:47.819	8	26.508	1:37.855	98	1 LAP	1:44.545
22	28.931	1:33.909	77	24.717	1:35.903	8	22.324	1:38.082	77	30.222	1:36.236	8	28.685	1:37.043
15	35.294	1:37.018	69	29.209	1:36.061	77	27.657	1:36.571	22	33.816	1:35.546	33	1 LAP	1:42.757
99	36.939	1:38.266	22	31.196	1:37.756	69	30.768	1:35.190	42	1 LAP	1:50.466	77	31.674	1:36.318
40	37.435	1:37.373	40	40.299	1:38.355	22	31.941	1:34.376	69	42.526	1:45.429	22	34.103	1:35.153
3	37.985	1:37.654	3	40.495	1:38.001	40	45.153	1:38.485	3	50.034	1:38.355	69	47.343	1:39.683
9	41.044	1:38.201	9	42.847	1:37.294	3	45.350	1:38.486	15	51.769	1:37.536	42	1 LAP	1:47.686
26	45.193	1:39.968	15	44.215	1:44.412	15	47.904	1:37.320	9	54.016	1:38.854	3	54.551	1:39.383
36	46.163	1:41.311	99	45.140	1:43.692	9	48.833	1:39.617	99	54.479	1:38.889	15	55.045	1:38.142
47	46.611	1:40.323	26	48.916	1:39.214	99	49.261	1:37.752	40	56.957	1:45.475	9	56.719	1:37.569
24	55.723	1:41.199	36	50.384	1:39.712	26	54.324	1:39.039	26	1:00.366	1:39.713	99	57.718	1:38.105
31	56.814	1:40.505	47	50.967	1:39.847	36	57.118	1:40.365	36	1:03.446	1:39.999	40	1:00.647	1:38.556
30	58.083	1:36.311	30	58.475	1:35.883	47	57.518	1:40.182	30	1:03.894	1:36.580	30	1:05.242	1:36.214
20	59.126	1:41.364	24	1:01.079	1:40.847	30	1:00.985	1:36.141	47	1:06.118	1:42.271	36	1:10.083	1:41.503
21	1:02.547	1:51.648	31	1:03.195	1:41.872	24	1:09.632	1:42.184	24	1:17.115	1:41.154	47	1:12.048	1:40.796
16	1:10.143	1:40.202	20	1:03.631	1:39.996	31	1:10.643	1:41.079	21	1:18.128	1:39.562	21	1:23.558	1:40.296
32	1:10.653	1:41.896	21	1:05.489	1:38.433	21	1:12.237	1:40.379	31	1:18.505	1:41.533	20	1:28.848	1:43.117
13	1:13.003	1:41.630	32	1:16.474	1:41.312	20	1:13.375	1:43.375	20	1:20.597	1:40.893	16	1:34.806	1:38.809
50	1:15.089	1:41.336	16	1:17.274	1:42.622	32	1:23.949	1:41.106	16	1:30.863	1:39.681			
23	1:18.573	1:40.318	50	1:20.993	1:41.395	16	1:24.853	1:41.210	32	1:31.894	1:41.616			
98	1:28.917	1:45.653	23	1:22.823	1:39.741	50	1:28.106	1:40.744						
						23	1:29.226	1:40.034						

Mini Challenge LAP CHART

(contd.)

Lap 11			Lap 12			Lap 13			Lap 14			Lap 15		
No	Behind	Laptime	No	Behind	Laptime	No	Behind	Laptime	No	Behind	Laptime	No	Behind	Laptime
1		1:35.652												
12	9.944	1:37.421												
44	10.569	1:37.421												
32	1 LAP	1:52.346												
23	1 LAP	1:48.551												
51	18.468	1:38.315												
24	1 LAP	2:15.940P												
31	1 LAP	2:15.649												
8	32.730	1:39.697												
22	34.114	1:35.663												
77	34.596	1:38.574												
98	1 LAP	1:44.891												
33	1 LAP	1:44.956												
69	53.411	1:41.720												
15	58.982	1:39.589												
3	59.758	1:40.859												
99	1:01.731	1:39.665												
9	1:02.514	1:41.447												
40	1:03.053	1:38.058												
42	1 LAP	1:49.292												
30	1:05.822	1:36.232												
26	1:10.491	3:20.643												
36	1:17.366	1:42.935												
26	1 LAP	3:20.643												
47	1:20.855	1:44.459												
21	1:28.044	1:40.138												
20	1:34.700	1:41.504												
16	1:37.172	1:38.018												

York Fitness Post Historic Touring Car Champions QUALIFYING FOR RACE 4

POS	NO	CL	NAME	NAT	ENTRY	TIME	LAPS	GAP	MPH
1	6	A	Pete HALLFORD		Chevrolet Z/28 Camaro	1:25.038	10		82.86
2	55	A	David HOWARD		Jaguar XJ12	1:25.419	12	0.381	82.49
3	1	C	Stephen PRIMETT		Ford Escort	1:26.982	12	1.944	81.00
4	30	C	Dave NIXON		Mazda RX3 Coupe	1:27.506	12	2.468	80.52
5	87	A	James O'MAHONY		Chevrolet Camaro	1:27.582	11	2.544	80.45
6	49	C	Mark OSBORNE		Triumph Dolomite Sprint	1:27.981	12	2.943	80.08
7	2	C	Jason CHRISTIE		Ford Escort RS	1:28.052	12	3.014	80.02
8	4	C	Mark LUCOCK		Ford Escort MK1 RS2000	1:28.954	12	3.916	79.21
9	76	B	Neil BRAY		Ford Capri MK1	1:30.130	12	5.092	78.17
10	7	B	Alan DAFFIN		Ford Capri	1:30.297	11	5.259	78.03
11	22	B	Williams JENKINS		BMW 3.0 CSL	1:30.637	10	5.599	77.74
12	39	B	Roger BOWMAN		Jaguar MK1 Saloon	1:30.660	11	5.622	77.72
13	53	B	Ian CLARK		Ford Capri	1:32.560	11	7.522	76.12
14	95	C	Len ALLGOOD		Ford Escort RS2000	1:32.900	11	7.862	75.84
15	3	D	James CHRISTIE		Hillman Avenger	1:33.186	11	8.148	75.61
16	57	D	David HALL		Lotus Cortina 1600	1:33.938	11	8.900	75.01
17	52	B	Phil RHODES		Ford Capri	1:34.125	11	9.087	74.86
18	8	D	Nick JONES		Ford Anglia	1:34.902	11	9.864	74.24
19	26	A	Allan WEYMAN		Chevrolet Camaro Z28	1:37.407	10	12.369	72.33
20	12	D	Tony CRATES		Ford Lotus Cortina	1:38.043	11	13.005	71.86
21	29	B	David GRIFFITHS		Standard Vanguard	1:44.690	10	19.652	67.30
22	24	C	Graham LEPLEY		Ford Escort RS2000	1:55.777	4	30.739	60.86

Weather/Track : Bright/Dry

These results are provisional until the conclusion of any judicial and technical matters.

Donington Park
Circuit Length = 1.9573 miles.
Start: 14:39 End: 14:55

Clerk of Course:	Stewards:	Timekeeper:
------------------	-----------	-------------

York Fitness Post Historic Touring Car Champions LAP ANALYSIS

1	Stephen PRIMETT	Ford Escort
1 - X:00.000	6 - 1:27.730	11 - 1:27.526
2 - 1:42.057	7 - 1:28.598	12 - 1:27.883
3 - 1:37.857	8 - 1:28.272	
4 - 1:30.824	9 - 1:29.368	
5 - 1:27.255	10 - 1:26.982	
2	Jason CHRISTIE	Ford Escort RS
1 - X:00.000	6 - 1:28.052	11 - 1:29.467
2 - 1:42.756	7 - 1:29.194	12 - 1:28.789
3 - 1:31.996	8 - 1:29.081	
4 - 1:32.995	9 - 1:28.512	
5 - 1:28.795	10 - 1:28.226	
3	James CHRISTIE	Hillman Avenger
1 - X:00.000	6 - 1:34.460	11 - 1:33.186
2 - 1:43.233	7 - 1:35.932	
3 - 1:35.857	8 - 1:34.538	
4 - 1:36.808	9 - 1:34.253	
5 - 1:35.406	10 - 1:34.722	
4	Mark LUCOCK	Ford Escort MK1 RS2000
1 - X:00.000	6 - 1:29.914	11 - 1:29.696
2 - 1:38.178	7 - 1:30.751	12 - 1:29.485
3 - 1:29.895	8 - 1:30.721	
4 - 1:30.813	9 - 1:29.658	
5 - 1:29.206	10 - 1:28.954	
6	Pete HALLFORD	Chevrolet Z/28 Camaro
1 - X:00.000	6 - 1:27.065	
2 - 1:40.666	7 - 1:25.038	
3 - 1:27.103	8 - 1:27.535	
4 - 1:28.674	9 - 1:30.698	
5 - 1:27.161	10 - 1:43.549P	
7	Alan DAFFIN	Ford Capri
1 - X:00.000	6 - 1:31.384	11 - 1:31.028
2 - 1:38.332	7 - 1:35.716P	
3 - 1:30.297	8 - 2:36.505	
4 - 1:32.577	9 - 1:32.323	
5 - 1:31.062	10 - 1:30.857	
8	Nick JONES	Ford Anglia
1 - X:00.000	6 - 1:35.560	11 - 2:03.181P
2 - 1:43.920	7 - 1:35.706	
3 - 1:38.363	8 - 1:34.902	
4 - 1:40.621	9 - 1:35.213	
5 - 1:37.684	10 - 1:35.953	

York Fitness Post Historic Touring Car Champions LAP ANALYSIS

(contd.)

12	Tony CRATES	Ford Lotus Cortina
1 - X:00.000	6 - 1:38.043	11 - 1:39.917
2 - 1:47.852	7 - 1:38.658	
3 - 1:41.041	8 - 1:38.897	
4 - 1:42.008	9 - 1:38.868	
5 - 1:39.062	10 - 1:39.575	
22	Williams JENKINS	BMW 3.0 CSL
1 - X:00.000	6 - 1:30.769	
2 - 1:38.049	7 - 1:32.614	
3 - 1:31.518	8 - 1:31.094	
4 - 1:31.749	9 - 1:39.116P	
5 - 1:30.637	10 - 2:33.578P	
24	Graham LEPLEY	Ford Escort RS2000
1 - X:00.000		
2 - 1:55.777		
3 - 2:00.140		
4 - 2:06.285P		
26	Allan WEYMAN	Chevrolet Camaro Z28
1 - X:00.000	6 - 1:37.407	
2 - 1:54.317	7 - 1:40.827	
3 - 1:48.776	8 - 1:38.838	
4 - 1:46.611	9 - 1:40.077	
5 - 1:42.201	10 - 1:41.662	
29	David GRIFFITHS	Standard Vanguard
1 - X:00.000	6 - 1:47.167	
2 - 1:50.569	7 - 1:45.645	
3 - 1:47.758	8 - 1:46.859	
4 - 1:48.123	9 - 1:44.690	
5 - 1:46.289	10 - 2:25.663P	
30	Dave NIXON	Mazda RX3 Coupe
1 - X:00.000	6 - 1:28.245	11 - 1:27.506
2 - 1:43.921	7 - 1:27.847	12 - 1:27.909
3 - 1:33.291	8 - 1:28.710	
4 - 1:33.269	9 - 1:28.605	
5 - 1:28.672	10 - 1:28.539	
39	Roger BOWMAN	Jaguar MK1 Saloon
1 - X:00.000	6 - 1:31.332	11 - 1:52.073P
2 - 1:38.785	7 - 1:32.399	
3 - 1:32.602	8 - 1:34.899	
4 - 1:32.060	9 - 1:35.311	
5 - 1:30.660	10 - 1:31.952	

York Fitness Post Historic Touring Car Champions LAP ANALYSIS

(contd.)

49	Mark OSBORNE	Triumph Dolomite Sprint
1 - X:00.000	6 - 1:28.171	11 - 1:29.153
2 - 1:38.657	7 - 1:29.791	12 - 1:27.981
3 - 1:30.710	8 - 1:28.903	
4 - 1:31.206	9 - 1:28.244	
5 - 1:29.079	10 - 1:28.556	
52	Phil RHODES	Ford Capri
1 - X:00.000	6 - 1:36.325	11 - 1:35.197
2 - 1:44.706	7 - 1:34.979	
3 - 1:36.670	8 - 1:35.680	
4 - 1:36.569	9 - 1:34.125	
5 - 1:36.070	10 - 1:34.836	
53	Ian CLARK	Ford Capri
1 - X:00.000	6 - 1:32.890	11 - 1:40.202P
2 - 1:44.167	7 - 1:33.543	
3 - 1:33.626	8 - 1:32.846	
4 - 1:34.963	9 - 1:33.435	
5 - 1:32.560	10 - 1:33.565	
55	David HOWARD	Jaguar XJ12
1 - X:00.000	6 - 1:26.623	11 - 1:27.709
2 - 1:34.325	7 - 1:27.598	12 - 1:25.419
3 - 1:29.584	8 - 1:26.861	
4 - 1:27.911	9 - 1:26.436	
5 - 1:26.408	10 - 1:25.911	
57	David HALL	Lotus Cortina 1600
1 - X:00.000	6 - 1:35.405	11 - 1:35.375
2 - 1:44.367	7 - 1:35.514	
3 - 1:40.627	8 - 1:34.728	
4 - 1:38.596	9 - 1:35.755	
5 - 1:36.379	10 - 1:33.938	
76	Neil BRAY	Ford Capri MK1
1 - X:00.000	6 - 1:30.680	11 - 1:32.249
2 - 1:37.275	7 - 1:30.613	12 - 1:31.296
3 - 1:31.001	8 - 1:31.823	
4 - 1:33.056	9 - 1:30.130	
5 - 1:30.347	10 - 1:30.870	
87	James O'MAHONY	Chevrolet Camaro
1 - X:00.000	6 - 1:28.812	11 - 1:32.730
2 - 1:49.629	7 - 1:30.956	
3 - 1:30.672	8 - 1:29.986	
4 - 1:30.470	9 - 1:28.363	
5 - 1:27.963	10 - 1:27.582	

York Fitness Post Historic Touring Car Champions LAP ANALYSIS


(contd.)

95	Len ALLGOOD	Ford Escort RS2000
1 - X:00.000	6 - 1:33.357	11 - 1:34.247
2 - 1:41.796	7 - 1:32.998	
3 - 1:35.131	8 - 1:33.037	
4 - 1:36.308	9 - 1:33.876	
5 - 1:32.900	10 - 1:33.496	

York Fitness Post Historic Touring Car Champions

GRID FOR RACE 4

ROW 11	29 GRIFFITHS	24 LEPLEY
ROW 10	26 WEYMAN	12 CRATES
ROW 9	52 RHODES	8 JONES
ROW 8	3 CHRISTIE	57 HALL
ROW 7	53 CLARK	95 ALLGOOD
ROW 6	22 JENKINS	39 BOWMAN
ROW 5	76 BRAY	7 DAFFIN
ROW 4	2 CHRISTIE	4 LUCOCK
ROW 3	87 O'MAHONY	49 OSBORNE
ROW 2	1 PRIMETT	30 NIXON
ROW 1	6 HALLFORD	55 HOWARD
	POLE	



Weather/Track : Bright/Dry
These results are provisional until the conclusion of any judicial and technical matters.

Donington Park
 Circuit Length = 1.9573 miles.
 Start: 14:39 End: 14:55

Clerk of Course:	Stewards:	Timekeeper:
------------------	-----------	-------------

York Fitness Post Historic Touring Car Champions

RACE 4 RESULT

POS	NO	CL	NAME	NAT	ENTRY	TIME	LAPS	GAP	MPH	BEST
1	55	A	David HOWARD		Jaguar XJ12	10:06.977	7		81.07	1:25.799
2	6	A	Pete HALLFORD		Chevrolet Z/28 Camaro	10:07.424	7	0.447	81.01	1:24.866
3	30	C	Dave NIXON		Mazda RX3 Coupe	10:28.607	7	21.630	78.28	1:28.472
4	1	C	Stephen PRIMETT		Ford Escort	10:28.989	7	22.012	78.24	1:27.302
5	4	C	Mark LUCOCK		Ford Escort MK1 RS2000	10:30.434	7	23.457	78.06	1:28.436
6	49	C	Mark OSBORNE		Triumph Dolomite Sprint	10:30.536	7	23.559	78.04	1:28.730
7	76	B	Neil BRAY		Ford Capri MK1	10:38.870	7	31.893	77.03	1:29.501
8	7	B	Alan DAFFIN		Ford Capri	10:47.596	7	40.619	75.99	1:31.015
9	95	C	Len ALLGOOD		Ford Escort RS2000	10:54.887	7	47.910	75.14	1:31.491
10	26	A	Allan WEYMAN		Chevrolet Camaro Z28	11:00.453	7	53.476	74.51	1:30.008
11	3	D	James CHRISTIE		Hillman Avenger	11:06.027	7	59.050	73.88	1:32.779
12	52	B	Phil RHODES		Ford Capri	11:08.123	7	1:01.146	73.65	1:33.406
13	8	D	Nick JONES		Ford Anglia	11:09.996	7	1:03.019	73.45	1:32.848
14	57	D	David HALL		Lotus Cortina 1600	11:11.296	7	1:04.319	73.30	1:33.666
15	12	D	Tony CRATES		Ford Lotus Cortina	10:31.792	6	1 LAP	66.74	1:36.931
16	29	B	David GRIFFITHS		Standard Vanguard	10:34.176	6	1 LAP	66.49	1:43.569

NOT CLASSIFIED

53	B	Ian CLARK	Ford Capri	6:51.420	4	D.N.F.	68.23	1:36.722
22	B	Williams JENKINS	BMW 3.0 CSL	2:12.703	1	D.N.F.	52.25	
87	A	James O'MAHONY	Chevrolet Camaro		0	D.N.F.	N/A	
2	C	Jason CHRISTIE	Ford Escort RS		0	D.N.F.	N/A	

FASTEST LAP

6	A	Pete HALLFORD	Chevrolet Z/28 Camaro	1:24.866	7	83.02mph	133.62kph
1	C	Stephen PRIMETT	Ford Escort	1:27.302	2	80.71mph	129.89kph
76	B	Neil BRAY	Ford Capri MK1	1:29.501	3	78.72mph	126.70kph
3	D	James CHRISTIE	Hillman Avenger	1:32.779	4	75.94mph	122.22kph

Weather/Track : Bright/Dry

These results are provisional until the conclusion of any judicial and technical matters.

Donington Park
Circuit Length = 1.9573 miles.
Start: 11:40 End: 11:50

Clerk of Course:	Stewards:	Timekeeper:
------------------	-----------	-------------

York Fitness Post Historic Touring Car Champions LAP CHART

Lap 1			Lap 2			Lap 3			Lap 4			Lap 5		
No	Behind	Laptime	No	Behind	Laptime	No	Behind	Laptime	No	Behind	Laptime	No	Behind	Laptime
55		1:29.794	55		1:26.325	55		1:26.040	55		1:25.799	55		1:26.206
30	2.380	1:32.174	6	2.671	1:26.312	6	3.134	1:26.503	6	3.226	1:25.891	12	1 LAP	1:36.931
6	2.684	1:32.478	30	5.145	1:29.090	30	8.426	1:29.321	4	13.526	1:30.226	6	2.210	1:25.190
4	3.257	1:33.051	4	5.368	1:28.436	1	8.570	1:28.288	30	13.880	1:31.253	30	16.724	1:29.050
1	5.345	1:35.139	1	6.322	1:27.302	4	9.099	1:29.771	1	14.237	1:31.466	1	17.099	1:29.068
76	5.926	1:35.720	49	9.284	1:29.524	49	12.147	1:28.903	49	15.078	1:28.730	4	17.229	1:29.909
49	6.085	1:35.879	76	9.923	1:30.322	76	13.384	1:29.501	76	19.161	1:31.576	49	17.803	1:28.931
7	8.151	1:37.945	7	12.932	1:31.106	7	17.907	1:31.015	7	23.250	1:31.142	76	23.469	1:30.514
53	9.432	1:39.226	95	18.464	1:32.648	95	25.185	1:32.761	95	30.877	1:31.491	7	29.144	1:32.100
57	10.674	1:40.468	3	18.955	1:33.816	3	26.095	1:33.180	3	33.075	1:32.779	95	36.819	1:32.148
3	11.464	1:41.258	57	19.529	1:35.180	26	29.681	1:34.623	26	34.537	1:30.655	3	41.859	1:34.990
95	12.141	1:41.935	53	19.829	1:36.722	57	31.110	1:37.621	52	39.144	1:33.479	26	41.902	1:33.571
52	13.163	1:42.957	26	21.098	1:32.773	52	31.464	1:35.731	57	39.673	1:34.362	52	46.344	1:33.406
26	14.650	1:44.444	52	21.773	1:34.935	53	32.795	1:39.006	8	41.726	1:33.691	57	48.427	1:34.960
8	16.324	1:46.118	8	25.415	1:35.416	8	33.834	1:34.459	53	1:03.462	1:56.466P	8	48.953	1:33.433
29	22.436	1:52.230	29	39.680	1:43.569	29	57.585	1:43.945	29	1:16.050	1:44.264			
22	42.909	2:12.703P	12	1:03.896	1:38.542	12	1:15.103	1:37.247						
12	51.679	2:21.473												

York Fitness Post Historic Touring Car Champions LAP CHART

(contd.)

Lap 6			Lap 7			Lap 8			Lap 9			Lap 10		
No	Behind	Laptime	No	Behind	Laptime	No	Behind	Laptime	No	Behind	Laptime	No	Behind	Laptime
55		1:26.633	55		1:26.180									
6	1.761	1:26.184	6	0.447	1:24.866									
29	1 LAP	1:45.546	30	21.630	1:29.247									
12	1 LAP	1:37.969	1	22.012	1:29.293									
30	18.563	1:28.472	4	23.457	1:29.743									
1	18.899	1:28.433	49	23.559	1:29.647									
4	19.894	1:29.298	12	1 LAP	1:39.630									
49	20.092	1:28.922	29	1 LAP	1:44.622									
76	27.407	1:30.571	76	31.893	1:30.666									
7	34.705	1:32.194	7	40.619	1:32.094									
95	42.191	1:32.005	95	47.910	1:31.899									
26	49.648	1:34.379	26	53.476	1:30.008									
3	50.618	1:35.392	3	59.050	1:34.612									
52	53.617	1:33.906	52	1:01.146	1:33.709									
8	56.351	1:34.031	8	1:03.019	1:32.848									
57	56.833	1:35.039	57	1:04.319	1:33.666									

Mini Miglia Championship

QUALIFYING FOR RACE 5

POS	NO	CL	NAME	NAT	ENTRY	TIME	LAPS	GAP	MPH
1	21	MI	James HALL		Mini Miglia	1:22.412	13		85.50
2	23	MI	Andrew HACK		Mini Miglia	1:22.472	12	0.060	85.43
3	3	MI	Bill SOLLIS		Bill Built Mini	1:22.500	12	0.088	85.40
4	2	MI	Kelly ROGERS		Vickers Mini	1:22.877	12	0.465	85.02
5	19	MI	Endaf OWENS		Mini	1:22.916	13	0.504	84.98
6	83	MI	Colin PEACOCK		Mini Miglia	1:23.782	12	1.370	84.10
7	6	MI	Mark SIMS		Mini Miglia	1:24.616	12	2.204	83.27
8	7	MI	Ralph SAUNDERS		Mini Miglia	1:25.501	10	3.089	82.41
9	17	MI	Steve WHITELEY		Mini Miglia	1:25.597	12	3.185	82.31
10	18	MI	Philip DALE		Mini	1:25.801	12	3.389	82.12
11	39	MI	Paul WOODBRIDGE		Mini Miglia	1:25.811	4	3.399	82.11
12	34	MI	Keith ALLINGTON		Mini Miglia	1:26.053	12	3.641	81.88
13	28	MI	Phil LEE		Mini Miglia	1:26.307	12	3.895	81.64
14	33	MI	Paul BAIRD		Mini Miglia	1:26.465	12	4.053	81.49
15	14	MI	Justin REID		Mini	1:27.038	12	4.626	80.95
16	42	MI	Paul SIMMONDS		Mini Miglia	1:27.041	10	4.629	80.95
17	43	MI	Neil MACKAY		Mini Miglia	1:32.329	11	9.917	76.31

CAR 43 - FIT TRANSPONDER

Weather/Track : Bright/Dry

These results are provisional until the conclusion of any judicial and technical matters.

Donington Park

Circuit Length = 1.9573 miles.

Start: 15:01 End: 15:17

Clerk of Course:	Stewards:	Timekeeper:
------------------	-----------	-------------

Mini Miglia Championship LAP ANALYSIS

2	Kelly ROGERS	Vickers Mini
1 - 2:28.573	6 - 1:23.835	11 - 1:22.877
2 - 1:29.388	7 - 1:36.875	12 - 1:38.707
3 - 1:25.183	8 - 1:23.298	
4 - 1:24.455	9 - 1:26.813	
5 - 1:24.015	10 - 1:25.884	
3	Bill SOLLIS	Bill Built Mini
1 - 2:19.741	6 - 1:23.397	11 - 1:22.818
2 - 1:30.621	7 - 1:55.416	12 - 1:23.262
3 - 1:23.989	8 - 1:42.849	
4 - 1:23.447	9 - 1:22.918	
5 - 1:22.500	10 - 1:23.233	
6	Mark SIMS	Mini Miglia
1 - 2:12.934	6 - 1:24.616	11 - 1:26.491
2 - 1:29.863	7 - 1:28.338	12 - 1:37.027
3 - 1:27.467	8 - 1:25.504	
4 - 1:25.243	9 - 1:29.727	
5 - 1:25.256	10 - 1:25.545	
7	Ralph SAUNDERS	Mini Miglia
1 - 2:13.629	6 - 1:25.501	
2 - 1:30.438	7 - 1:28.039	
3 - 1:26.690	8 - 1:27.173	
4 - 1:33.366P	9 - 1:25.899	
5 - 4:09.932	10 - 1:36.819	
14	Justin REID	Mini
1 - 2:34.597	6 - 1:27.745	11 - 1:27.293
2 - 1:40.172	7 - 1:27.231	12 - 1:27.038
3 - 1:30.685	8 - 1:27.380	
4 - 1:27.965	9 - 1:27.294	
5 - 1:27.414	10 - 1:29.181	
17	Steve WHITELEY	Mini Miglia
1 - 2:23.227	6 - 1:25.597	11 - 1:25.668
2 - 1:38.750	7 - 1:30.095	12 - 1:32.060
3 - 1:27.199	8 - 1:25.727	
4 - 1:25.702	9 - 1:25.916	
5 - 1:25.650	10 - 1:30.353	
18	Philip DALE	Mini
1 - 2:29.678	6 - 1:26.909	11 - 1:27.296
2 - 1:35.123	7 - 1:27.175	12 - 1:25.801
3 - 1:29.349	8 - 1:26.336	
4 - 1:28.540	9 - 1:26.846	
5 - 1:28.305	10 - 1:26.248	

Mini Miglia Championship

LAP ANALYSIS

(contd.)

19	Endaf OWENS	Mini
1 - 2:11.457	6 - 1:25.093	11 - 1:24.371
2 - 1:26.755	7 - 1:24.835	12 - 1:26.487
3 - 1:24.801	8 - 1:25.794	13 - 1:25.743
4 - 1:23.354	9 - 1:22.916	
5 - 1:24.209	10 - 1:25.620	
21	James HALL	Mini Miglia
1 - 2:10.756	6 - 1:22.887	11 - 1:22.412
2 - 1:27.816	7 - 1:26.040	12 - 1:25.320
3 - 1:23.694	8 - 1:24.258	13 - 1:28.905
4 - 1:23.731	9 - 1:23.283	
5 - 1:26.187	10 - 1:27.208	
23	Andrew HACK	Mini Miglia
1 - 2:14.393	6 - 1:25.301	11 - 1:22.472
2 - 1:29.293	7 - 1:48.831	12 - 1:40.826P
3 - 1:25.979	8 - 1:23.580	
4 - 1:24.613	9 - 1:23.566	
5 - 1:24.624	10 - 1:28.886	
28	Phil LEE	Mini Miglia
1 - 2:16.378	6 - 1:28.296	11 - 1:27.059
2 - 1:35.064	7 - 1:27.772	12 - 1:27.056
3 - 1:30.339	8 - 1:26.307	
4 - 1:29.098	9 - 1:27.621	
5 - 1:26.551	10 - 1:27.194	
33	Paul BAIRD	Mini Miglia
1 - 2:31.642	6 - 1:27.495	11 - 1:26.833
2 - 1:39.171	7 - 1:27.206	12 - 1:26.826
3 - 1:29.503	8 - 1:27.731	
4 - 1:28.496	9 - 1:26.468	
5 - 1:28.719	10 - 1:26.465	
34	Keith ALLINGTON	Mini Miglia
1 - 2:21.751	6 - 1:27.647	11 - 1:27.240
2 - 1:39.961	7 - 1:29.098	12 - 1:26.053
3 - 1:29.766	8 - 1:27.067	
4 - 1:29.327	9 - 1:26.314	
5 - 1:27.989	10 - 1:26.131	
39	Paul WOODBRIDGE	Mini Miglia
1 - 2:20.554		
2 - 1:35.822		
3 - 1:32.216		
4 - 1:25.811		


Mini Miglia Championship LAP ANALYSIS

(contd.)

42	Paul SIMMONDS	Mini Miglia
1 - 2:26.091	6 - 1:27.798	
2 - 1:38.242	7 - 1:41.962	
3 - 1:29.028	8 - 1:27.499	
4 - 1:27.041	9 - 1:27.876	
5 - 1:27.857	10 - 1:54.292P	
43	Neil MACKAY	Mini Miglia
1 - 2:28.839	6 - 1:32.983	11 - 1:33.748
2 - 1:45.765	7 - 1:34.155	
3 - 1:37.518	8 - 1:32.329	
4 - 1:34.042	9 - 1:33.050	
5 - 1:34.538	10 - 1:34.373	
83	Colin PEACOCK	Mini Miglia
1 - 2:28.995	6 - 1:26.609	11 - 1:25.425
2 - 1:32.044	7 - 1:26.530	12 - 1:25.520
3 - 1:26.742	8 - 1:25.082	
4 - 1:25.874	9 - 1:23.782	
5 - 1:25.161	10 - 1:25.149	

Mini Miglia Championship

GRID FOR RACE 5

ROW 9	43	MACKAY	
ROW 8	14	REID	42 SIMMONDS
ROW 7	28	LEE	33 BAIRD
ROW 6	39	WOODBRIDGE	34 ALLINGTON
ROW 5	17	WHITELEY	18 DALE
ROW 4	6	SIMS	7 SAUNDERS
ROW 3	19	OWENS	83 PEACOCK
ROW 2	3	SOLLIS	2 ROGERS
ROW 1	21	HALL	23 HACK
POLE			
			

CAR 43 - FIT TRANSPONDER

Weather/Track : Bright/Dry

These results are provisional until the conclusion of any judicial and technical matters.

Donington Park

Circuit Length = 1.9573 miles.

Start: 15:01 End: 15:17

Clerk of Course:	Stewards:	Timekeeper:
------------------	-----------	-------------

Mini Miglia Championship

RACE 5 RESULT

POS	NO	CL	NAME	NAT	ENTRY	TIME	LAPS	GAP	MPH	BEST
1	3	MI	Bill SOLLIS		Bill Built Mini	14:09.455	10		82.81	1:23.338
2	21	MI	James HALL		Mini Miglia	14:10.261	10	0.806	82.74	1:23.711
3	2	MI	Kelly ROGERS		Vickers Mini	14:10.373	10	0.918	82.73	1:23.228
4	83	MI	Colin PEACOCK		Mini Miglia	14:18.028	10	8.573	81.99	1:24.843
5	6	MI	Mark SIMS		Mini Miglia	14:18.216	10	8.761	81.97	1:24.642
6	39	MI	Paul WOODBRIDGE		Mini Miglia	14:22.546	10	13.091	81.56	1:24.935
7	17	MI	Steve WHITELEY		Mini Miglia	14:22.814	10	13.359	81.53	1:24.857
8	7	MI	Ralph SAUNDERS		Mini Miglia	14:31.398	10	21.943	80.73	1:24.792
9	34	MI	Keith ALLINGTON		Mini Miglia	14:50.273	10	40.818	79.02	1:26.909
10	14	MI	Justin REID		Mini	14:54.661	10	45.206	78.63	1:25.337
11	33	MI	Paul BAIRD		Mini Miglia	14:55.469	10	46.014	78.56	1:26.052
12	43	MI	Neil MACKAY		Mini Miglia	14:11.759	9	1 LAP	74.32	1:32.045
NOT CLASSIFIED										
18	MI	Philip DALE			Mini	13:20.248	9	D.N.F.	79.10	1:24.972
28	MI	Phil LEE			Mini Miglia	5:53.565	4	D.N.F.	79.40	1:25.197
19	MI	Endaf OWENS			Mini	5:13.180	3	D.N.F.	67.14	1:30.114
23	MI	Andrew HACK			Mini Miglia	2:57.244	2	D.N.F.	78.88	1:23.091
42	MI	Paul SIMMONDS			Mini Miglia	1:37.299	1	D.N.F.	71.27	1:37.299
FASTEST LAP										
23	MI	Andrew HACK			Mini Miglia	1:23.091	2	84.80mph	136.47kph	

Weather/Track : Bright/Dry

These results are provisional until the conclusion of any judicial and technical matters.

Donington Park

Circuit Length = 1.9573 miles.

Start: 12:00 End: 12:15

Clerk of Course:	Stewards:	Timekeeper:
------------------	-----------	-------------

Mini Miglia Championship

LAP CHART

Lap 1			Lap 2			Lap 3			Lap 4			Lap 5		
No	Behind	Laptime	No	Behind	Laptime	No	Behind	Laptime	No	Behind	Laptime	No	Behind	Laptime
21		1:28.906	21		1:24.255	21		1:24.314	21		1:24.560	3		1:24.819
3	0.578	1:29.484	3	1.190	1:24.867	3	0.214	1:23.338	3	0.233	1:24.579	21	0.268	1:25.320
19	1.208	1:30.114	2	1.567	1:24.351	2	0.481	1:23.228	2	0.566	1:24.645	2	0.514	1:25.000
2	1.471	1:30.377	83	2.617	1:24.843	83	3.389	1:25.086	83	4.247	1:25.418	83	4.847	1:25.652
83	2.029	1:30.935	6	2.914	1:24.642	6	4.067	1:25.467	6	4.490	1:24.983	6	5.028	1:25.590
6	2.527	1:31.433	7	3.889	1:25.039	7	4.367	1:24.792	7	4.793	1:24.986	7	5.618	1:25.877
7	3.105	1:32.011	23	4.083	1:23.091	39	5.537	1:24.945	17	6.559	1:25.380	17	6.911	1:25.404
17	3.748	1:32.654	39	4.906	1:24.935	17	5.739	1:24.857	39	6.842	1:25.865	39	7.224	1:25.434
39	4.226	1:33.132	17	5.196	1:25.703	18	6.575	1:24.986	18	7.138	1:25.123	18	7.625	1:25.539
18	5.186	1:34.092	18	5.903	1:24.972	28	10.893	1:26.346	28	11.530	1:25.197	34	25.758	1:27.680
23	5.247	1:34.153	19	7.137	1:30.184	34	15.565	1:28.189	34	23.130	1:32.125	33	36.131	1:28.393
33	6.741	1:35.647	28	8.861	1:25.670	33	23.268	1:38.271	33	32.790	1:34.082	14	38.515	1:26.078
28	7.446	1:36.352	33	9.311	1:26.825	14	33.472	1:48.308	14	37.489	1:28.577	43	54.118	1:34.146
14	7.641	1:36.547	14	9.478	1:26.092	43	34.579	1:35.468	43	45.024	1:35.005			
42	8.393	1:37.299	34	11.690	1:27.175	19	55.705	2:12.882P						
34	8.770	1:37.676	43	23.425	1:36.067									
43	11.613	1:40.519												

Mini Miglia Championship

LAP CHART

(contd.)

Lap 6			Lap 7			Lap 8			Lap 9			Lap 10		
No	Behind	Laptime	No	Behind	Laptime	No	Behind	Laptime	No	Behind	Laptime	No	Behind	Laptime
3		1:26.325	3		1:24.172	3		1:23.802	3		1:23.667	3		1:24.402
21	0.264	1:26.321	2	0.374	1:24.008	2	0.505	1:23.933	2	0.603	1:23.765	21	0.806	1:24.477
2	0.538	1:26.349	21	0.758	1:24.666	21	0.667	1:23.711	21	0.731	1:23.731	2	0.918	1:24.717
83	3.763	1:25.241	83	4.761	1:25.170	83	6.013	1:25.054	83	7.662	1:25.316	43	1 LAP	1:32.740
6	3.958	1:25.255	6	5.020	1:25.234	6	6.872	1:25.654	6	7.866	1:24.661	83	8.573	1:25.313
39	6.227	1:25.328	17	7.915	1:25.269	39	10.076	1:25.598	39	11.892	1:25.483	6	8.761	1:25.297
17	6.818	1:26.232	39	8.280	1:26.225	17	10.295	1:26.182	17	12.014	1:25.386	39	13.091	1:25.601
18	7.053	1:25.753	18	8.882	1:26.001	18	12.572	1:27.492	7	18.497	1:26.280	17	13.359	1:25.747
7	11.421	1:32.128	7	13.457	1:26.208	7	15.884	1:26.229	18	35.195	1:46.290P	7	21.943	1:27.848
34	27.367	1:27.934	34	30.537	1:27.342	34	34.428	1:27.693	34	38.311	1:27.550	34	40.818	1:26.909
33	36.406	1:26.600	33	38.346	1:26.112	33	40.879	1:26.335	14	43.982	1:26.690	14	45.206	1:25.626
14	37.982	1:25.792	14	39.147	1:25.337	14	40.959	1:25.614	33	44.364	1:27.152	33	46.014	1:26.052
43	1:01.223	1:33.430	43	1:09.390	1:32.339	43	1:17.633	1:32.045						

Waxoyl Classic Thunder Touring Car Championship

QUALIFYING FOR RACE 9

POS	NO	CL	NAME	NAT	ENTRY	TIME	LAPS	GAP	MPH
1	27	A	Gerard FABER		Chevrolet Camaro 67	1:17.001	10		91.50
2	15	A	Steve JONES		Ford RS500	1:17.637	11	0.636	90.75
3	21	A	David BRODIE		Ford Sapphire	1:18.247	6	1.246	90.05
4	32	A	Joss RONCHETTI		Talbot Sunbeam Lotus	1:19.115	7	2.114	89.06
5	62	C	Tim WATSON		Ford Fiesta XR2	1:20.704	12	3.703	87.31
6	46	A	Kevin DOYLE		Jaguar XJ12 Coupe	1:20.739	12	3.738	87.27
7	16	D	Dave CARVELL		Volkswagon Scirocco	1:20.904	11	3.903	87.09
8	2	B	Piers GRANGE		Ford Escort MKII	1:21.984	12	4.983	85.94
9	18	A	Steve DAVIS		Jaguar XJS	1:22.326	12	5.325	85.59
10	51	D	Gareth PORTER		Peugeot 205	1:23.557	11	6.556	84.32
11	55	IN	Ken LARK		VW Corrado	1:24.414	8	7.413	83.47
12	65	B	Colin ROBINSON		Ford Escort	1:24.542	11	7.541	83.34
13	14	A	Trevor COLLAR		Ford Saffire Cosworth	1:25.637	7	8.636	82.28
14	45	C	Paul MOLONEY		BMW E30 325	1:26.447	10	9.446	81.51
15	74	C	David KNIGHT		Ford Escort MK6	1:26.646	11	9.645	81.32
16	75	B	Anthony WRIGHT		Rover Tomcat	1:26.719	11	9.718	81.25
17	99	F	Andy WILSON		Austin Metro	1:27.258	11	10.257	80.75
18	94	B	David MARGALIES		Ford Capri	1:28.492	4	11.491	79.62
19	73	E	Adam james CROFT		Peugeot 205 GTI	1:28.681	10	11.680	79.45
20	24	A	Andrew TURVEY		Rover SDI Vitesse	1:30.192	10	13.191	78.12
21	43	F	Steve BARBER		VW Golf GTI	1:33.059	10	16.058	75.71
22	76	F	Glenn CANNING		NSU TT	1:40.239	4	23.238	70.29
23	44	A	Nigel AINGE		Rover Tomcat	1:42.335	7	25.334	68.85
24	8	E	Chris LESTER		Ford Fiesta XR2	1:43.219	3	26.218	68.26
25	78	A	Andrew PEARMAN		Ford Cosworth	2:34.311	2	1:17.310	45.66

Weather/Track : Bright/Dry

These results are provisional until the conclusion of any judicial and technical matters.

Donington Park
Circuit Length = 1.9573 miles.
Start: 16:21 End: 16:37

Clerk of Course:	Stewards:	Timekeeper:
------------------	-----------	-------------

Waxoyl Classic Thunder Touring Car Championship LAP ANALYSIS

2	Piers GRANGE	Ford Escort MKII
1 -	2:40.309	6 - 1:25.755
2 -	1:33.914	7 - 1:24.095
3 -	1:25.777	8 - 1:25.152
4 -	1:24.031	9 - 1:23.625
5 -	1:22.483	10 - 1:22.753
		11 - 1:21.984
		12 - 1:22.163
8	Chris LESTER	Ford Fiesta XR2
1 -	2:36.610	
2 -	1:43.219	
3 -	2:29.652P	
14	Trevor COLLAR	Ford Saffire Cosworth
1 -	2:55.656	6 - 1:51.509
2 -	1:42.417	7 - 1:40.088P
3 -	1:36.626	
4 -	1:34.379	
5 -	1:25.637	
15	Steve JONES	Ford RS500
1 -	2:37.437	6 - 1:19.495
2 -	1:29.535	7 - 1:38.480
3 -	1:20.917	8 - 1:22.021
4 -	1:19.511	9 - 1:17.637
5 -	1:22.102	10 - 1:26.290P
11 -	2:17.403	
16	Dave CARVELL	Volkswagon Scirocco
1 -	3:09.881	6 - 1:25.561
2 -	1:48.728P	7 - 1:23.674
3 -	2:06.462	8 - 1:23.556
4 -	1:22.807	9 - 1:22.321
5 -	1:28.556	10 - 1:21.220
		11 - 1:20.904
18	Steve DAVIS	Jaguar XJS
1 -	2:43.469	6 - 1:25.712
2 -	1:35.319	7 - 1:27.686
3 -	1:27.453	8 - 1:23.427
4 -	1:23.230	9 - 1:23.483
5 -	1:22.326	10 - 1:23.382
		11 - 1:22.642
		12 - 1:22.655
21	David BRODIE	Ford Sapphire
1 -	2:29.161	6 - 1:41.889P
2 -	1:40.723P	
3 -	2:21.155P	
4 -	2:19.442	
5 -	1:18.247	

Waxoyl Classic Thunder Touring Car Championship

LAP ANALYSIS

(contd.)

24	Andrew TURVEY	Rover SDI Vitesse	
1 -	2:58.283	6 - 1:34.061	
2 -	1:53.457	7 - 1:33.632	
3 -	1:46.977	8 - 1:33.959	
4 -	1:43.534	9 - 1:32.722	
5 -	1:36.780	10 - 1:30.192	
27	Gerard FABER	Chevrolet Camaro 67	
1 -	3:01.823	6 - 1:19.646	
2 -	1:54.686	7 - 1:18.583	
3 -	1:33.219P	8 - 1:18.490	
4 -	3:24.500	9 - 1:17.001	
5 -	1:19.659	10 - 1:17.699	
32	Joss RONCHETTI	Talbot Sunbeam Lotus	
1 -	3:13.569	6 - 1:19.875	
2 -	1:40.365	7 - 1:19.115	
3 -	1:40.909P		
4 -	7:29.249		
5 -	1:21.421		
43	Steve BARBER	VW Golf GTI	
1 -	3:16.851	6 - 1:36.126	
2 -	1:46.762	7 - 1:34.550	
3 -	1:39.467	8 - 1:33.059	
4 -	1:36.389	9 - 1:33.549	
5 -	1:34.955	10 - 1:33.349	
44	Nigel AINGE	Rover Tomcat	
1 -	2:47.597	6 - 4:35.029P	
2 -	1:42.335	7 - 2:30.485P	
3 -	2:04.116		
4 -	1:50.767		
5 -	1:56.860P		
45	Paul MOLONEY	BMW E30 325	
1 -	3:08.284	6 - 1:38.233	
2 -	1:53.275	7 - 1:33.413	
3 -	1:38.298	8 - 1:27.445	
4 -	1:31.916	9 - 1:30.783	
5 -	1:26.447	10 - 1:29.942	
46	Kevin DOYLE	Jaguar XJ12 Coupe	
1 -	2:41.370	6 - 1:25.757	11 - 1:20.739
2 -	1:34.397	7 - 1:24.812	12 - 1:21.337
3 -	1:28.264	8 - 1:22.688	
4 -	1:23.023	9 - 1:21.296	
5 -	1:22.722	10 - 1:22.047	

Waxoyl Classic Thunder Touring Car Championship

LAP ANALYSIS

(contd.)

51	Gareth PORTER	Peugeot 205
1 -	2:52.229	6 - 1:24.539
2 -	1:39.196	7 - 1:27.253
3 -	1:35.335	8 - 1:24.134
4 -	1:25.703	9 - 1:23.759
5 -	1:23.782	10 - 1:23.557
55	Ken LARK	VW Corrado
1 -	3:11.868	6 - 2:09.554P
2 -	1:44.184	7 - 3:45.408
3 -	1:30.312	8 - 1:29.956P
4 -	1:24.414	
5 -	1:27.716P	
62	Tim WATSON	Ford Fiesta XR2
1 -	2:34.488	6 - 1:26.264
2 -	1:33.262	7 - 1:30.803
3 -	1:23.305	8 - 1:24.169
4 -	1:21.817	9 - 1:21.309
5 -	1:22.282	10 - 1:21.766
65	Colin ROBINSON	Ford Escort
1 -	3:02.683	6 - 1:33.524
2 -	1:55.201	7 - 1:26.012
3 -	1:45.257	8 - 1:27.208
4 -	1:31.079	9 - 1:24.542
5 -	1:29.020	10 - 1:25.649
73	Adam james CROFT	Peugeot 205 GTI
1 -	3:09.454	6 - 1:38.261
2 -	1:52.377	7 - 1:31.394
3 -	1:35.009	8 - 1:28.681
4 -	1:36.923	9 - 1:29.424
5 -	1:33.770	10 - 1:30.279
74	David KNIGHT	Ford Escort MK6
1 -	3:06.075	6 - 1:37.444
2 -	1:53.087	7 - 1:35.929
3 -	1:35.207	8 - 1:29.745
4 -	1:29.050	9 - 1:26.646
5 -	1:30.947	10 - 1:26.775
75	Anthony WRIGHT	Rover Tomcat
1 -	2:53.201	6 - 1:57.303
2 -	1:43.337	7 - 1:31.401
3 -	1:37.036	8 - 1:31.643
4 -	1:32.551	9 - 1:27.999
5 -	1:27.937	10 - 1:27.311

Waxoyl Classic Thunder Touring Car Championship LAP ANALYSIS

(contd.)


76	Glenn CANNING	NSU TT
1 - 2:49.346 2 - 1:41.088 3 - 1:42.544 4 - 1:40.239		
78	Andrew PEARMAN	Ford Cosworth
1 - 2:34.311 2 - 9:35.432P		
94	David MARGALIES	Ford Capri
1 - 3:15.066 2 - 1:38.591 3 - 1:29.405 4 - 1:28.492		
99	Andy WILSON	Austin Metro
1 - 2:51.163 6 - 1:48.213 11 - 1:43.575P 2 - 1:44.306 7 - 1:32.012 3 - 1:38.736 8 - 1:31.107 4 - 1:37.950 9 - 1:27.258 5 - 1:29.601 10 - 1:27.851		

Waxoyl Classic Thunder Touring Car Championship

GRID FOR RACE 9

ROW 13	78	PEARMAN			
ROW 12		44	AINGE	8	LESTER
ROW 11	43	BARBER	76	CANNING	
ROW 10		73	CROFT	24	TURVEY
ROW 9	99	WILSON	94	MARGALIES	
ROW 8		74	KNIGHT	75	WRIGHT
ROW 7	14	COLLAR	45	MOLONEY	
ROW 6		55	LARK	65	ROBINSON
ROW 5	18	DAVIS	51	PORTER	
ROW 4		16	CARVELL	2	GRANGE
ROW 3	62	WATSON	46	DOYLE	
ROW 2		21	BRODIE	32	RONCHETTI
ROW 1	27	FABER	15	JONES	

POLE



Weather/Track : Bright/Dry

These results are provisional until the conclusion of any judicial and technical matters.

Donington Park
Circuit Length = 1.9573 miles.
Start: 16:21 End: 16:37

Clerk of Course:

Stewards:

Timekeeper:

Waxoyl Classic Thunder Touring Car Championship

RACE 9 RESULT - AMENDED

POS	NO	CL	NAME	NAT	ENTRY	TIME	LAPS	GAP	MPH	BEST
1	62	C	Tim WATSON		Ford Fiesta XR2	15:59.661	10		73.30	1:33.528
2	32	B	Joss RONCHETTI		Talbot Sunbeam Lotus	16:04.266	10	4.605	72.95	1:34.069
3	55	IN	Ken LARK		VW Corrado	16:05.540	10	5.879	72.86	1:33.110
4	27	A	Gerard FABER		Chevrolet Camaro 67	16:35.366	10	35.705	70.67	1:34.513
5	2	B	Piers GRANGE		Ford Escort MKII	16:35.749	10	36.088	70.65	1:37.319
6	51	D	Gareth PORTER		Peugeot 205	16:04.030	9	1 LAP	65.66	1:44.553
7	75	B	Anthony WRIGHT		Rover Tomcat	16:15.664	9	1 LAP	64.88	1:43.494
8	44	A	Nigel AINGE		Rover Tomcat	16:16.497	9	1 LAP	64.82	1:43.589
9	8	E	Chris LESTER		Ford Fiesta XR2	16:18.083	9	1 LAP	64.72	1:42.305
10	18	A	Steve DAVIS		Jaguar XJS	16:24.953	9	1 LAP	64.27	1:46.637
11	65	B	Colin ROBINSON		Ford Escort	16:28.774	9	1 LAP	64.02	1:42.005
12	43	F	Steve BARBER		VW Golf GTI	16:55.161	9	1 LAP	62.35	1:49.946
13	74	C	David KNIGHT		Ford Escort MK6	16:59.945	9	1 LAP	62.06	1:48.370
14	76	F	Glenn CANNING		NSU TT	17:03.145	9	1 LAP	61.87	1:50.268
15	73	E	Adam james CROFT		Peugeot 205 GTI	17:08.740	9	1 LAP	61.53	1:47.923
16	46	A	Kevin DOYLE		Jaguar XJ12 Coupe	17:12.232	9	1 LAP	61.32	1:48.251
17	78	A	Andrew PEARMAN		Ford Cosworth	17:12.680	9	1 LAP	61.30	1:47.810
18	45	C	Paul MOLONEY		BMW E30 325	16:10.991	8	2 LAPS	57.93	1:58.906
19	24	A	Andrew TURVEY		Rover SDI Vitesse	16:17.848	8	2 LAPS	57.53	1:58.632

NOT CLASSIFIED

99	F	Andy WILSON		Austin Metro	12:08.063	6	D.N.F.	57.91	1:46.849
15	A	Steve JONES		Ford RS500	7:04.243	4	D.N.F.	66.17	1:38.053
14	A	Trevor COLLAR		Ford Saffire Cosworth	8:04.918	4	D.N.F.	57.89	1:58.777

FASTEST LAP

55	IN	Ken LARK		VW Corrado	1:33.110	6	75.67mph	121.79kph
62	C	Tim WATSON		Ford Fiesta XR2	1:33.528	8	75.33mph	121.24kph
32	B	Joss RONCHETTI		Talbot Sunbeam Lotus	1:34.069	3	74.90mph	120.54kph
27	A	Gerard FABER		Chevrolet Camaro 67	1:34.513	3	74.55mph	119.98kph
8	E	Chris LESTER		Ford Fiesta XR2	1:42.305	9	68.87mph	110.84kph
51	D	Gareth PORTER		Peugeot 205	1:44.553	4	67.39mph	108.46kph
99	F	Andy WILSON		Austin Metro	1:46.849	3	65.94mph	106.13kph

Car 16 Excluded from results (O.2.1.3.d). Car 8 - 10 second penalty
 Weather/Track : Raining/Wet
 These results are provisional until the conclusion of any judicial and technical matters.

Donington Park
 Circuit Length = 1.9573 miles.
 Start: 14:17 End: 14:33

Clerk of Course:	Stewards:	Timekeeper:
------------------	-----------	-------------

Waxoyl Classic Thunder Touring Car Championship

LAP CHART

Lap 1			Lap 2			Lap 3			Lap 4			Lap 5		
No	Behind	Laptime	No	Behind	Laptime	No	Behind	Laptime	No	Behind	Laptime	No	Behind	Laptime
27		1:40.326	27		1:36.046	27		1:34.513	62		1:34.319	62		1:33.902
62	0.853	1:41.179	62	0.252	1:35.445	62	0.224	1:34.485	16	0.860	1:34.638	16	0.571	1:33.613
16	1.573	1:41.899	16	0.578	1:35.051	16	0.765	1:34.700	32	2.511	1:34.456	32	3.937	1:35.328
55	2.177	1:42.503	55	1.054	1:34.923	55	1.330	1:34.789	55	4.528	1:37.741	14	1 LAP	2:00.836
32	3.117	1:43.443	32	3.042	1:35.971	32	2.598	1:34.069	27	8.917	1:43.460	45	1 LAP	2:01.056
15	6.121	1:46.447	15	8.721	1:38.646	15	12.261	1:38.053	2	18.033	1:39.522	27	11.618	1:36.603
2	7.412	1:47.738	2	9.070	1:37.704	2	13.054	1:38.497	15	38.815	2:01.097P	55	13.503	1:42.877
51	13.280	1:53.606	51	22.117	1:44.883	51	32.464	1:44.860	51	42.474	1:44.553	24	1 LAP	2:03.112
46	13.785	1:54.111	75	25.297	1:45.091	75	34.278	1:43.494	75	44.452	1:44.717	2	21.450	1:37.319
18	15.389	1:55.715	46	27.136	1:49.397	46	40.874	1:48.251	18	54.256	1:46.637	51	53.322	1:44.750
75	16.252	1:56.578	18	28.654	1:49.311	18	42.162	1:48.021	46	54.584	1:48.253	75	57.684	1:47.134
73	17.655	1:57.981	73	29.624	1:48.015	73	43.034	1:47.923	99	57.012	1:47.507	18	1:07.820	1:47.466
74	17.730	1:58.056	99	31.712	1:49.158	99	44.048	1:46.849	44	58.179	1:45.085	44	1:14.117	1:49.840
99	18.600	1:58.926	74	33.275	1:51.591	65	45.224	1:45.818	73	58.614	1:50.123	8	1:17.646	1:47.211
65	20.131	2:00.457	65	33.919	1:49.834	44	47.637	1:44.439	74	1:03.873	1:48.370	73	1:19.088	1:54.376
43	22.845	2:03.171	43	37.454	1:50.655	74	50.046	1:51.284	8	1:04.337	1:44.755	65	1:26.983	1:49.202
44	23.573	2:03.899	44	37.711	1:50.184	43	53.942	1:51.001	43	1:10.083	1:50.684	74	1:27.297	1:57.326
76	25.065	2:05.391	76	40.472	1:51.453	8	54.125	1:47.933	65	1:11.683	2:01.002	43	1:28.266	1:52.085
14	25.983	2:06.309	8	40.705	1:48.521	76	57.801	1:51.842	76	1:14.629	1:51.371	76	1:30.995	1:50.268
45	26.603	2:06.929	14	48.933	1:58.996	14	1:13.197	1:58.777	78	1:28.632	1:49.617	46	1:35.099	2:14.417
8	28.230	2:08.556	45	50.809	2:00.252	78	1:13.558	1:55.252						
24	31.443	2:11.769	78	52.819	1:56.254	45	1:15.202	1:58.906						
78	32.611	2:12.937	24	54.029	1:58.632	24	1:18.839	1:59.323						

Car 8 - 10 second penalty
Weather/Track : Raining/Wet

Donington Park
Circuit Length = 1.9573 miles.
Start: 14:17 End: 14:33

Waxoyl Classic Thunder Touring Car Championship LAP CHART

(contd.)

Lap 6			Lap 7			Lap 8			Lap 9			Lap 10		
No	Behind	Laptime	No	Behind	Laptime	No	Behind	Laptime	No	Behind	Laptime	No	Behind	Laptime
16		1:34.983	16		1:35.872	62		1:33.528	62		1:35.518	62		1:39.549
62	0.582	1:36.136	62	0.310	1:35.600	44	1 LAP	1:46.869	75	1 LAP	1:50.025	51	1 LAP	1:49.723
32	4.629	1:36.246	65	1 LAP	1:49.641	18	1 LAP	1:49.425	44	1 LAP	1:43.589	32	4.605	1:35.016
55	11.059	1:33.110	32	5.903	1:37.146	8	1 LAP	1:45.088	32	9.138	1:36.762	16	4.869	1:34.782
78	1 LAP	1:55.943	55	10.824	1:35.637	32	7.894	1:35.829	16	9.636	1:35.821	55	5.879	1:34.086
27	19.908	1:43.844	43	1 LAP	1:55.611	16	9.333	1:43.171	55	11.342	1:34.307	45	2 LAPS	1:59.449
99	1 LAP	2:32.531	74	1 LAP	1:57.546	55	12.553	1:35.567	18	1 LAP	1:48.426	75	1 LAP	1:49.567
2	24.360	1:38.464	76	1 LAP	1:55.012	65	1 LAP	1:47.281	8	1 LAP	1:48.256	44	1 LAP	1:48.172
45	1 LAP	2:00.208	46	1 LAP	1:53.590	27	24.623	1:37.465	27	25.437	1:36.332	24	2 LAPS	2:04.899
24	1 LAP	1:59.603	27	20.996	1:36.960	73	1 LAP	2:02.808	65	1 LAP	1:43.534	8	1 LAP	1:42.305
51	1:04.585	1:46.817	2	26.249	1:37.761	43	1 LAP	1:50.193	2	36.978	1:40.822	18	1 LAP	1:49.429
75	1:11.691	1:49.561	78	1 LAP	1:51.819	74	1 LAP	1:50.802	43	1 LAP	1:51.815	65	1 LAP	1:42.005
18	1:22.789	1:50.523	99	1 LAP	2:13.092	2	31.674	1:39.263	74	1 LAP	1:53.297	27	35.705	1:49.817
44	1:22.983	1:44.420	45	1 LAP	2:03.288	76	1 LAP	1:52.519	73	1 LAP	1:59.785	2	36.088	1:38.659
8	1:27.550	1:45.458	24	1 LAP	1:59.046	46	1 LAP	1:54.953	76	1 LAP	1:53.429	43	1 LAP	1:49.946
73	1:33.234	1:49.700	51	1:16.250	1:47.537	78	1 LAP	1:48.688	46	1 LAP	1:54.940	74	1 LAP	1:51.673
			75	1:25.316	1:49.497	45	1 LAP	2:00.903	78	1 LAP	1:47.810	76	1 LAP	1:51.860
						24	1 LAP	2:01.464				73	1 LAP	1:58.029
						51	1:29.713	1:47.301				46	1 LAP	1:54.320
												78	1 LAP	1:54.360

Car 8 - 10 second penalty
Weather/Track : Raining/Wet

Donington Park
Circuit Length = 1.9573 miles.
Start: 14:17 End: 14:33

IBIS Packaging Solutions Classic Group One Touri

QUALIFYING FOR RACE 6

POS	NO	CL	NAME	NAT	ENTRY	TIME	LAPS	GAP	MPH
1	55	A	David HOWARD		Jaguar XJ12	1:25.199	10		82.70
2	6	A	Pete HALLFORD		Chevrolet Z/28 Camaro	1:25.215	11	0.016	82.68
3	87	A	James O'MAHONY		Chevrolet Z28	1:26.355	8	1.156	81.59
4	25	A	Brian STEVENS		Jaguar XJS V12	1:27.031	11	1.832	80.96
5	11	C	Roger STANFORD		BMW 2002	1:27.600	11	2.401	80.43
6	12	C	Jack STANFORD		BMW 2002	1:28.000	10	2.801	80.07
7	80	C	Giles COOPER		Vauxhall Firenza Droop Snoot	1:28.098	11	2.899	79.98
8	18	B	Jim MCLOUGHLIN		Ford Capri	1:28.197	9	2.998	79.89
9	7	D	Christopher BRAY		Ford Escort	1:28.345	11	3.146	79.75
10	46	C	David HICKTON		Opel Ascona	1:28.726	11	3.527	79.41
11	48	D	Don HUGHES		Volkswagon Golf GTI	1:28.933	11	3.734	79.23
12	94	B	David MARGALIES		Ford Capri	1:29.192	11	3.993	79.00
13	5	B	Mark FOWLER		Ford Capri	1:29.572	10	4.373	78.66
14	63	B	Ian CLARK		Ford Capri	1:29.656	10	4.457	78.59
15	89	B	Adrian FULLER		Ford Capri S	1:29.678	11	4.479	78.57
16	15	B	Martin WEST		Ford Capri	1:29.710	11	4.511	78.54
17	38	B	Roger BOWMAN		Jaguar MK1 Saloon	1:31.111	8	5.912	77.33
18	17	B	Alan DAFFIN		Ford Capri	1:31.313	10	6.114	77.16
19	4	B	Tim SCOTT-ANDREWS		Rover Vitesse	1:31.516	11	6.317	76.99
20	2	B	Chris GRIFFIN (SNR)		Rover SDI	1:31.790	10	6.591	76.76
21	1	C	Andre SEVERS		Renault 5 Gordini Turbo	1:31.844	9	6.645	76.72
22	10	D	David SCRIVEN		Ford Escort XR3	1:32.766	11	7.567	75.95
23	26	A	Allan WEYMAN		Chevrolet Camaro Z/28	1:33.062	10	7.863	75.71
24	69	B	Richard LANGEVELD		Ford Capri 3.0s	1:33.133	10	7.934	75.65
25	43	D	Peter NIXON		VW Golf GTI	1:35.157	10	9.958	74.04
26	19	B	Alan BOYCE		Ford Capri	1:40.973	10	15.774	69.78
27	91	E	James SOBEY		Renault 5 TS	1:53.542	4	28.343	62.05

Weather/Track : Bright/Dry

These results are provisional until the conclusion of any judicial and technical matters.

Donington Park
Circuit Length = 1.9573 miles.
Start: 15:33 End: 15:49

Clerk of Course:	Stewards:	Timekeeper:
------------------	-----------	-------------

IBIS Packaging Solutions Classic Group One Touri

LAP ANALYSIS

1	Andre SEVERS	Renault 5 Gordini Turbo
1 -	X:00.000	6 - 1:37.762
2 -	1:36.507	7 - 1:44.189
3 -	1:34.883	8 - 1:33.953
4 -	1:34.717	9 - 1:33.436
5 -	1:31.844	
2	Chris GRIFFIN (SNR)	Rover SDI
1 -	X:00.000	6 - 1:31.844
2 -	1:44.158	7 - 1:33.456
3 -	1:41.580	8 - 1:33.341
4 -	1:37.366	9 - 1:32.226
5 -	1:38.971	10 - 1:31.790
4	Tim SCOTT-ANDREWS	Rover Vitesse
1 -	X:00.000	6 - 1:31.516 11 - 1:38.473
2 -	1:42.166	7 - 1:33.742
3 -	1:38.214	8 - 1:35.328
4 -	1:34.851	9 - 1:37.598
5 -	1:34.781	10 - 1:32.484
5	Mark FOWLER	Ford Capri
1 -	X:00.000	6 - 1:29.572
2 -	1:41.260	7 - 1:30.881
3 -	1:33.773	8 - 1:51.596
4 -	1:31.558	9 - 1:31.487
5 -	1:34.380	10 - 1:49.451P
6	Pete HALLFORD	Chevrolet Z/28 Camaro
1 -	X:00.000	6 - 1:25.215 11 - 1:47.381P
2 -	1:47.748	7 - 1:27.309
3 -	1:30.173	8 - 1:29.073
4 -	1:28.179	9 - 1:42.275
5 -	1:28.331	10 - 1:33.743
7	Christopher BRAY	Ford Escort
1 -	X:00.000	6 - 1:29.109 11 - 1:32.181
2 -	1:36.008	7 - 1:30.839
3 -	1:32.289	8 - 1:28.345
4 -	1:29.611	9 - 1:30.523
5 -	1:29.066	10 - 1:30.930
10	David SCRIVEN	Ford Escort XR3
1 -	X:00.000	6 - 1:33.335 11 - 1:40.512
2 -	1:44.650	7 - 1:32.766
3 -	1:39.528	8 - 1:34.626
4 -	1:38.022	9 - 1:36.367
5 -	1:37.061	10 - 1:35.965

IBIS Packaging Solutions Classic Group One Touri LAP ANALYSIS

(contd.)

11	Roger STANFORD	BMW 2002
1 - X:00.000	6 - 1:27.993	11 - 2:30.902P
2 - 1:30.167	7 - 1:28.620	
3 - 1:28.972	8 - 1:30.080	
4 - 1:27.856	9 - 1:34.305	
5 - 1:27.600	10 - 1:53.939P	
12	Jack STANFORD	BMW 2002
1 - X:00.000	6 - 1:29.246	
2 - 1:32.926	7 - 1:28.096	
3 - 1:29.219	8 - 1:28.000	
4 - 1:28.736	9 - 1:31.483	
5 - 1:29.262	10 - 1:40.625P	
15	Martin WEST	Ford Capri
1 - X:00.000	6 - 1:32.149	11 - 1:32.419
2 - 1:40.053	7 - 1:29.710	
3 - 1:34.960	8 - 1:30.605	
4 - 1:32.714	9 - 1:36.079	
5 - 1:31.822	10 - 1:31.247	
17	Alan DAFFIN	Ford Capri
1 - X:00.000	6 - 1:32.146	
2 - 1:35.399	7 - 1:32.483	
3 - 1:34.018	8 - 1:34.139	
4 - 1:31.313	9 - 1:34.939	
5 - 2:07.433	10 - 1:48.772P	
18	Jim MCLOUGHLIN	Ford Capri
1 - X:00.000	6 - 1:28.197	
2 - 1:33.428	7 - 1:28.930	
3 - 1:30.276	8 - 1:29.037	
4 - 1:28.382	9 - 2:04.851P	
5 - 1:29.391		
19	Alan BOYCE	Ford Capri
1 - X:00.000	6 - 1:41.156	
2 - 1:47.272	7 - 1:41.036	
3 - 1:44.229	8 - 1:43.700	
4 - 1:43.777	9 - 1:43.114	
5 - 1:40.973	10 - 1:46.200	
25	Brian STEVENS	Jaguar XJS V12
1 - X:00.000	6 - 1:27.383	11 - 1:30.212
2 - 1:31.569	7 - 1:28.096	
3 - 1:32.640	8 - 1:27.031	
4 - 1:27.496	9 - 1:29.425	
5 - 1:27.935	10 - 1:30.461	

IBIS Packaging Solutions Classic Group One Touri LAP ANALYSIS

(contd.)

26	Allan WEYMAN	Chevrolet Camaro Z/28
1 - X:00.000	6 - 1:35.994	
2 - 1:45.856	7 - 1:33.062	
3 - 1:38.968	8 - 1:45.239P	
4 - 1:36.604	9 - 1:54.658	
5 - 1:39.668	10 - 1:54.674P	
38	Roger BOWMAN	Jaguar MK1 Saloon
1 - X:00.000	6 - 1:31.111	
2 - 1:39.834	7 - 1:31.572	
3 - 1:32.921	8 - 2:01.566P	
4 - 1:31.785		
5 - 1:32.700		
43	Peter NIXON	VW Golf GTI
1 - X:00.000	6 - 1:38.135	
2 - 1:41.775	7 - 1:35.157	
3 - 1:38.373	8 - 1:39.462	
4 - 1:37.419	9 - 1:44.358	
5 - 1:37.666	10 - 1:41.935	
46	David HICKTON	Opel Ascona
1 - X:00.000	6 - 2:15.085	11 - 2:02.981P
2 - 1:32.816	7 - 1:29.865	
3 - 1:31.116	8 - 1:30.356	
4 - 1:28.726	9 - 1:30.437	
5 - 1:29.539	10 - 1:28.784	
48	Don HUGHES	Volkswagon Golf GTI
1 - X:00.000	6 - 1:29.457	11 - 1:34.270
2 - 1:39.147	7 - 1:28.933	
3 - 1:33.900	8 - 1:30.152	
4 - 1:30.505	9 - 1:34.238	
5 - 1:31.463	10 - 1:31.135	
55	David HOWARD	Jaguar XJ12
1 - X:00.000	6 - 1:26.624	
2 - 1:32.226	7 - 1:25.199	
3 - 1:28.982	8 - 1:26.159	
4 - 1:27.862	9 - 1:53.829	
5 - 1:28.575	10 - 1:44.274P	
63	Ian CLARK	Ford Capri
1 - X:00.000	6 - 1:29.656	
2 - 1:39.181	7 - 1:32.951	
3 - 1:34.540	8 - 1:33.401	
4 - 1:30.778	9 - 1:46.749	
5 - 1:31.109	10 - 1:42.397	


IBIS Packaging Solutions Classic Group One Touri LAP ANALYSIS

(contd.)

69	Richard LANGEVELD	Ford Capri 3.0s
1 - X:00.000	6 - 1:36.423	
2 - 1:45.757	7 - 1:34.941	
3 - 1:38.753	8 - 1:33.913	
4 - 1:40.604	9 - 1:33.133	
5 - 1:35.018	10 - 1:34.697	
77	TBD	
80	Giles COOPER	Vauxhall Firenza Droop Snoot
1 - X:00.000	6 - 1:42.649	11 - 1:36.653P
2 - 1:36.135	7 - 1:43.055	
3 - 1:32.857	8 - 1:30.856	
4 - 1:28.779	9 - 1:35.107	
5 - 1:28.692	10 - 1:28.098	
87	James O'MAHONY	Chevrolet Z28
1 - X:00.000	6 - 1:26.355	
2 - 1:38.966	7 - 1:31.435	
3 - 1:28.238	8 - 1:44.575P	
4 - 1:27.888		
5 - 1:29.078		
89	Adrian FULLER	Ford Capri S
1 - X:00.000	6 - 1:33.575	11 - 1:32.279
2 - 1:42.959	7 - 1:29.678	
3 - 1:38.858	8 - 1:31.267	
4 - 1:39.495	9 - 1:32.636	
5 - 1:35.535	10 - 1:32.564	
91	James SOBEY	Renault 5 TS
1 - X:00.000		
2 - 1:53.542		
3 - 2:03.309P		
4 - 2:46.505P		
94	David MARGALIES	Ford Capri
1 - X:00.000	6 - 1:30.410	11 - 1:32.617
2 - 1:38.518	7 - 1:29.192	
3 - 1:32.565	8 - 1:30.782	
4 - 1:30.082	9 - 1:30.375	
5 - 1:32.128	10 - 1:30.930	

IBIS Packaging Solutions Classic Group One Touri

GRID FOR RACE 6

ROW 14	91	SOBEY	
ROW 13	43	NIXON	19 BOYCE
ROW 12	26	WEYMAN	69 LANGEVELD
ROW 11	1	SEVERS	10 SCRIVEN
ROW 10	4	SCOTT-ANDREWS	2 GRIFFIN (SNR)
ROW 9	38	BOWMAN	17 DAFFIN
ROW 8	89	FULLER	15 WEST
ROW 7	5	FOWLER	63 CLARK
ROW 6	48	HUGHES	94 MARGALIES
ROW 5	7	BRAY	46 HICKTON
ROW 4	80	COOPER	18 MCLOUGHLIN
ROW 3	11	STANFORD	12 STANFORD
ROW 2	87	O'MAHONY	25 STEVENS
ROW 1	55	HOWARD	6 HALLFORD
POLE			
			

Weather/Track : Bright/Dry
These results are provisional until the conclusion of any judicial and technical matters.

Donington Park
 Circuit Length = 1.9573 miles.
 Start: 15:33 End: 15:49

Clerk of Course:	Stewards:	Timekeeper:
------------------	-----------	-------------

IBIS Packaging Solutions Classic Group One Touri

RACE 6 RESULT

POS	NO	CL	NAME	NAT	ENTRY	TIME	LAPS	GAP	MPH	BEST
1	55	A	David HOWARD		Jaguar XJ12	14:20.870	10		81.72	1:24.778
2	25	A	Brian STEVENS		Jaguar XJS V12	14:26.111	10	5.241	81.22	1:25.441
3	18	B	Jim MCLOUGHLIN		Ford Capri	14:46.489	10	25.619	79.35	1:27.141
4	11	C	Roger STANFORD		BMW 2002	14:47.001	10	26.131	79.31	1:27.248
5	46	C	David HICKTON		Opel Ascona	14:55.948	10	35.078	78.52	1:28.105
6	5	B	Mark FOWLER		Ford Capri	14:56.954	10	36.084	78.43	1:27.761
7	48	D	Don HUGHES		Volkswagon Golf GTI	14:59.877	10	39.007	78.17	1:28.157
8	40	C	Steve CRIPPS		Ford Escort RS2000	15:02.522	10	41.652	77.95	1:27.514
9	94	B	David MARGALIES		Ford Capri	15:03.459	10	42.589	77.86	1:27.981
10	15	B	Martin WEST		Ford Capri	15:08.698	10	47.828	77.42	1:28.641
11	63	B	Ian CLARK		Ford Capri	15:26.193	10	1:05.323	75.95	1:30.569
12	1	C	Andre SEVERS		Renault 5 Gordini Turbo	15:32.572	10	1:11.702	75.43	1:30.466
13	69	B	Richard LANGEVELD		Ford Capri 3.0s	15:36.189	10	1:15.319	75.14	1:31.107
14	26	A	Allan WEYMAN		Chevrolet Camaro Z/28	15:38.144	10	1:17.274	74.99	1:30.371
15	2	B	Chris GRIFFIN (SNR)		Rover SDI	15:39.953	10	1:19.083	74.84	1:30.202
16	10	D	David SCRIVEN		Ford Escort XR3	15:42.440	10	1:21.570	74.64	1:31.042
17	43	D	Peter NIXON		VW Golf GTI	15:43.682	10	1:22.812	74.55	1:31.691
18	4	B	Tim SCOTT-ANDREWS		Rover Vitesse	15:52.627	10	1:31.757	73.85	1:30.285
19	38	B	Roger BOWMAN		Jaguar MK1 Saloon	15:53.419	10	1:32.549	73.78	1:31.335
20	99	B	Adrian FULLER		Ford Capri S	14:23.209	9	1 LAP	73.33	1:29.436
21	19	B	Alan BOYCE		Ford Capri	15:28.815	9	1 LAP	68.15	1:40.760
22	91	E	James SOBEY		Renault 5 TS	15:47.463	9	1 LAP	66.81	1:40.944

NOT CLASSIFIED

17	B	Alan DAFFIN	Ford Capri	14:00.545	9	D.N.F.	75.31	1:31.020
12	C	Jack STANFORD	BMW 2002	9:13.368	6	D.N.F.	76.19	1:28.429
80	C	Giles COOPER	Vauxhall Firenza Droop Snoot	3:03.175	2	D.N.F.	76.32	1:28.207
7	D	Christopher BRAY	Ford Escort	1:40.100	1	D.N.F.	69.27	1:40.100
6	A	Pete HALLFORD	Chevrolet Z/28 Camaro	1:42.597	1	D.N.F.	67.59	1:42.597

FASTEST LAP

55	A	David HOWARD	Jaguar XJ12	1:24.778	3	83.11mph	133.75kph
18	B	Jim MCLOUGHLIN	Ford Capri	1:27.141	3	80.86mph	130.13kph
11	C	Roger STANFORD	BMW 2002	1:27.248	4	80.76mph	129.97kph
48	D	Don HUGHES	Volkswagon Golf GTI	1:28.157	10	79.92mph	128.63kph
91	E	James SOBEY	Renault 5 TS	1:40.944	7	69.80mph	112.33kph

Weather/Track : Cloudy/Dry

These results are provisional until the conclusion of any judicial and technical matters.

Donington Park
Circuit Length = 1.9573 miles.
Start: 12:30 End: 12:45

Clerk of Course:	Stewards:	Timekeeper:
------------------	-----------	-------------

IBIS Packaging Solutions Classic Group One Touri

LAP CHART

Lap 1			Lap 2			Lap 3			Lap 4			Lap 5		
No	Behind	Laptime	No	Behind	Laptime	No	Behind	Laptime	No	Behind	Laptime	No	Behind	Laptime
55		1:28.999	55		1:24.961	55		1:24.778	55		1:25.109	55		1:25.789
25	2.753	1:31.752	25	3.881	1:26.089	25	4.544	1:25.441	25	5.493	1:26.058	25	7.402	1:27.698
18	4.473	1:33.472	18	7.583	1:28.071	18	9.946	1:27.141	18	12.628	1:27.791	91	1 LAP	1:41.897
11	5.198	1:34.197	11	8.151	1:27.914	11	10.717	1:27.344	11	12.856	1:27.248	18	14.556	1:27.717
12	5.362	1:34.361	80	9.215	1:28.207	12	13.113	1:28.429	12	16.996	1:28.992	11	15.012	1:27.945
80	5.969	1:34.968	12	9.462	1:29.061	5	14.518	1:28.498	5	17.924	1:28.515	5	21.293	1:29.158
5	7.998	1:36.997	5	10.798	1:27.761	46	15.810	1:28.318	46	18.968	1:28.267	46	21.951	1:28.772
46	8.720	1:37.719	46	12.270	1:28.511	94	17.123	1:28.455	94	21.115	1:29.101	12	24.822	1:33.615
94	9.560	1:38.559	94	13.446	1:28.847	48	17.785	1:28.719	48	21.725	1:29.049	94	26.360	1:31.034
48	10.317	1:39.316	48	13.844	1:28.488	40	24.487	1:28.492	40	28.284	1:28.906	48	26.791	1:30.855
7	11.101	1:40.100	40	20.773	1:31.723	15	26.071	1:29.178	15	30.640	1:29.678	40	30.164	1:27.669
17	13.337	1:42.336	15	21.671	1:32.114	17	29.314	1:31.866	63	37.380	1:32.480	15	34.218	1:29.367
6	13.598	1:42.597	17	22.226	1:33.850	63	30.009	1:31.454	17	37.954	1:33.749	63	42.580	1:30.989
99	13.753	1:42.752	99	22.763	1:33.971	38	32.937	1:33.275	38	40.475	1:32.647	17	43.185	1:31.020
40	14.011	1:43.010	63	23.333	1:33.564	69	33.468	1:32.301	69	41.583	1:33.224	38	46.021	1:31.335
15	14.518	1:43.517	38	24.440	1:33.972	1	35.142	1:33.479	1	42.774	1:32.741	69	46.901	1:31.107
63	14.730	1:43.729	69	25.945	1:34.933	10	35.308	1:33.198	26	43.427	1:32.560	1	47.451	1:30.466
38	15.429	1:44.428	1	26.441	1:34.579	26	35.976	1:32.220	10	43.907	1:33.708	26	49.936	1:32.298
69	15.973	1:44.972	10	26.888	1:34.702	2	36.581	1:33.348	2	45.357	1:33.885	10	50.538	1:32.420
1	16.823	1:45.822	2	28.011	1:35.148	4	37.128	1:32.490	4	46.341	1:34.322	99	52.521	1:31.698
10	17.147	1:46.146	26	28.534	1:33.927	43	38.684	1:33.268	99	46.612	1:30.137	2	52.874	1:33.306
2	17.824	1:46.823	4	29.416	1:35.476	99	41.584	1:43.599	43	47.277	1:33.702	4	53.609	1:33.057
4	18.901	1:47.900	43	30.194	1:34.563	19	1:00.152	1:44.793	19	1:17.669	1:42.626	43	54.084	1:32.596
26	19.568	1:48.567	19	40.137	1:42.119	91	1:17.795	1:43.293						
43	20.592	1:49.591	91	59.280	1:59.987									
19	22.979	1:51.978												
91	24.254	1:53.253												

IBIS Packaging Solutions Classic Group One Touri LAP CHART

(contd.)

Lap 6			Lap 7			Lap 8			Lap 9			Lap 10		
No	Behind	Laptime	No	Behind	Laptime	No	Behind	Laptime	No	Behind	Laptime	No	Behind	Laptime
55		1:25.778	55		1:25.601	55		1:26.430	55		1:26.559	55		1:26.866
19	1 LAP	1:40.760	25	7.635	1:25.954	25	6.743	1:25.538	25	5.922	1:25.738	99	1 LAP	1:46.752
25	7.282	1:25.658	18	20.319	1:27.901	18	21.978	1:28.089	18	23.823	1:28.404	25	5.241	1:26.185
18	18.019	1:29.241	11	20.500	1:27.763	11	22.374	1:28.304	11	24.047	1:28.232	18	25.619	1:28.662
11	18.338	1:29.104	19	1 LAP	1:41.808	46	30.509	1:28.724	5	33.253	1:28.918	11	26.131	1:28.950
91	1 LAP	1:41.812	46	28.215	1:28.105	5	30.894	1:28.070	46	33.657	1:29.707	46	35.078	1:28.287
5	24.976	1:29.461	5	29.254	1:29.879	48	35.518	1:28.545	48	37.716	1:28.757	5	36.084	1:29.697
46	25.711	1:29.538	48	33.403	1:28.652	19	1 LAP	1:41.225	40	40.710	1:28.960	48	39.007	1:28.157
48	30.352	1:29.339	94	34.936	1:29.401	40	38.309	1:29.337	94	41.474	1:29.156	40	41.652	1:27.808
94	31.136	1:30.554	40	35.402	1:29.103	94	38.877	1:30.371	15	45.695	1:29.367	94	42.589	1:27.981
40	31.900	1:27.514	15	40.319	1:28.641	15	42.887	1:28.998	19	1 LAP	1:41.804	15	47.828	1:28.999
12	37.954	1:38.910P	91	1 LAP	1:42.094	91	1 LAP	1:40.944	63	1:01.099	1:30.715	63	1:05.323	1:31.090
15	37.279	1:28.839	63	52.775	1:30.569	63	56.943	1:30.598	17	1:06.541	1:33.284	19	1 LAP	1:41.702
63	47.807	1:31.005	17	54.690	1:31.677	17	59.816	1:31.556	1	1:07.152	1:30.486	1	1:11.702	1:31.416
17	48.614	1:31.207	1	58.784	1:31.517	1	1:03.225	1:30.871	69	1:09.933	1:32.191	69	1:15.319	1:32.252
38	51.588	1:31.345	69	59.131	1:32.234	69	1:04.301	1:31.600	91	1 LAP	1:42.179	26	1:17.274	1:31.443
69	52.498	1:31.375	26	1:00.238	1:31.310	26	1:05.775	1:31.967	26	1:12.697	1:33.481	2	1:19.083	1:32.757
1	52.868	1:31.195	10	1:01.985	1:31.235	2	1:07.244	1:30.202	2	1:13.192	1:32.507	10	1:21.570	1:31.042
26	54.529	1:30.371	2	1:03.472	1:30.733	10	1:07.857	1:32.302	10	1:17.394	1:36.096	43	1:22.812	1:31.691
10	56.351	1:31.591	4	1:03.792	1:31.277	4	1:08.139	1:30.777	43	1:17.987	1:31.798	91	1 LAP	1:42.004
4	58.116	1:30.285	99	1:04.714	1:29.436	99	1:09.012	1:30.728	38	1:25.813	1:34.741	4	1:31.757	1:32.322
2	58.340	1:31.244	43	1:06.942	1:32.236	43	1:12.748	1:32.236	4	1:26.301	1:44.721	38	1:32.549	1:33.602
43	1:00.307	1:32.001	38	1:11.722	1:45.735	38	1:17.631	1:32.339						
99	1:00.879	1:34.136												

BARC/CTCRC Classic Saloon and Historic Touring C QUALIFYING FOR RACE 12

POS	NO	CL	NAME	NAT	ENTRY	TIME	LAPS	GAP	MPH
1	11	F	Roger STANFORD		Lotus Cortina MK1	1:29.977	9		78.31
2	15	C	Phil MANSER		Mini Cooper	1:32.121	9	2.144	76.48
3	4	G	Thomas LAILEY DE VIL		Ford Anglia	1:33.174	7	3.197	75.62
4	39	A	Roger BOWMAN		Jaguar MK1 Sallon	1:33.601	10	3.624	75.28
5	57	F	David HALL		Ford Lotus Cortina MK1	1:34.126	11	4.149	74.86
6	27	D	Jim BURROWS		Austin Mini Cooper S	1:37.233	8	7.256	72.46
7	83	G	Tim DODWELL		Austin Cooper	1:40.796	5	10.819	69.90
8	29	B	David GRIFFITHS		Standard Vanguard	1:42.595	9	12.618	68.68
9	21	E	Geoff TURRAL		Fiat 600	1:45.985	9	16.008	66.48
10	2	E	Julian CROSSLEY		Morris Mini	1:46.100	8	16.123	66.41
11	66	D	Jeff HANDLEY		Morris Minor	1:46.477	3	16.500	66.17
12	99	G	Celia STEVENS		Peerless GT Phase One	1:53.846	9	23.869	61.89
13	68	E	Keith WRIGHT		Morris Minor	1:56.972	7	26.995	60.23
14	30	G	Adrian BAKER		Austin A30	2:01.704	8	31.727	57.89
15	8	C	Nick JONES		Ford Anglia	3:20.538	1	1:50.561	35.13

Weather/Track : Overcast/Dry

These results are provisional until the conclusion of any judicial and technical matters.

Donington Park
Circuit Length = 1.9573 miles.
Start: 17:04 End: 17:19

Clerk of Course:	Stewards:	Timekeeper:
------------------	-----------	-------------

BARC/CTCRC Classic Saloon and Historic Touring C LAP ANALYSIS

2	Julian CROSSLEY	Morris Mini
1 -	3:16.060	6 - 2:00.225
2 -	1:54.871	7 - 1:57.275
3 -	1:47.238	8 - 2:10.578P
4 -	1:47.188	
5 -	1:46.100	
4	Thomas LAILEY DE VIL	Ford Anglia
1 -	3:19.258	6 - 1:33.174
2 -	1:44.170	7 - 2:44.132P
3 -	1:35.398	
4 -	1:35.067	
5 -	1:33.886	
8	Nick JONES	Ford Anglia
1 -	3:20.538	
11	Roger STANFORD	Lotus Cortina MK1
1 -	3:12.227	6 - 1:29.986
2 -	1:39.076	7 - 1:29.977
3 -	1:31.921	8 - 1:30.872
4 -	1:30.996	9 - 1:38.895P
5 -	1:30.450	
15	Phil MANSER	Mini Cooper
1 -	3:26.666	6 - 1:33.238
2 -	1:42.160	7 - 1:33.325
3 -	1:35.224	8 - 1:35.299
4 -	1:32.121	9 - 1:46.290P
5 -	1:33.471	
21	Geoff TURRAL	Fiat 600
1 -	3:34.459	6 - 1:46.246
2 -	1:56.353	7 - 1:45.985
3 -	1:49.739	8 - 1:46.339
4 -	1:47.508	9 - 1:46.160
5 -	1:46.987	
27	Jim BURROWS	Austin Mini Cooper S
1 -	3:19.181	6 - 1:37.329
2 -	1:43.813	7 - 1:37.233
3 -	1:39.067	8 - 2:20.495P
4 -	1:38.834	
5 -	1:38.209	

BARC/CTCRC Classic Saloon and Historic Touring C LAP ANALYSIS

(contd.)


29	David GRIFFITHS	Standard Vanguard	
1 -	3:29.736	6 - 1:42.595	
2 -	1:54.848	7 - 1:42.919	
3 -	1:53.231	8 - 1:44.518	
4 -	1:44.063	9 - 1:42.968	
5 -	1:44.853P		
30	Adrian BAKER	Austin A30	
1 -	3:34.146	6 - 2:03.380	
2 -	2:09.951	7 - 2:01.704	
3 -	2:02.779	8 - 2:03.404	
4 -	2:06.460		
5 -	2:05.519		
39	Roger BOWMAN	Jaguar MK1 Sallon	
1 -	3:23.985	6 - 1:37.570	
2 -	1:44.403	7 - 1:35.082	
3 -	1:43.196	8 - 1:35.139	
4 -	1:36.357	9 - 1:34.101	
5 -	1:36.352	10 - 1:33.601	
57	David HALL	Ford Lotus Cortina MK1	
1 -	3:21.766	6 - 1:35.626	11 - 1:34.477
2 -	1:40.386	7 - 1:36.981	
3 -	1:36.237	8 - 1:35.819	
4 -	1:36.405	9 - 1:34.610	
5 -	1:37.290	10 - 1:34.126	
66	Jeff HANDLEY	Morris Minor	
1 -	8:13.734		
2 -	1:49.903		
3 -	1:46.477		
68	Keith WRIGHT	Morris Minor	
1 -	3:18.949	6 - 1:59.593	
2 -	2:05.004	7 - 2:21.221P	
3 -	2:01.635		
4 -	1:56.972		
5 -	1:57.445		
83	Tim DODWELL	Austin Cooper	
1 -	3:26.057		
2 -	1:53.381		
3 -	1:40.796		
4 -	1:52.867		
5 -	1:52.511P		

BARC/CTCRC Classic Saloon and Historic Touring C LAP ANALYSIS

(contd.)

99	Celia STEVENS	Peerless GT Phase One
1 - 3:37.040	6 - 1:53.846	
2 - 2:04.707	7 - 2:15.244	
3 - 1:56.848	8 - 2:07.190	
4 - 1:54.662	9 - 1:55.464	
5 - 1:56.253		

**BARC/CTCRC Classic Saloon and Historic Touring C
GRID FOR RACE 12**

ROW 8	8 JONES	
ROW 7	68 WRIGHT	30 BAKER
ROW 6	66 HANDLEY	99 STEVENS
ROW 5	21 TURREL	2 CROSSLEY
ROW 4	83 DODWELL	29 GRIFFITHS
ROW 3	57 HALL	27 BURROWS
ROW 2	4 LAILEY DE VIL	39 BOWMAN
ROW 1	11 STANFORD	15 MANSER
	POLE	
		

Weather/Track : Overcast/Dry
These results are provisional until the conclusion of any judicial and technical matters.

Donington Park
Circuit Length = 1.9573 miles.
Start: 17:04 End: 17:19

Clerk of Course:	Stewards:	Timekeeper:
------------------	-----------	-------------

BARC/CTCRC Classic Saloon and Historic Touring C

RACE 12 RESULT

POS	NO	CL	NAME	NAT	ENTRY	TIME	LAPS	GAP	MPH	BEST
1	11	F	Roger STANFORD		Lotus Cortina MK1	16:07.973	8		58.12	1:58.920
2	39	A	Roger BOWMAN		Jaguar MK1 Sallon	16:17.376	8	9.403	57.56	1:57.281
3	83	G	Tim DODWELL		Austin Cooper	16:19.412	8	11.439	57.44	1:57.822
4	1	E	Andy MESSHAM		Austin Mini	16:22.387	8	14.414	57.26	1:57.225
5	15	C	Phil MANSER		Mini Cooper	16:32.685	8	24.712	56.67	1:57.190
6	4	G	Thomas LAILEY DE VIL		Ford Anglia	17:01.737	8	53.764	55.06	2:01.940
7	27	D	Jim BURROWS		Austin Mini Cooper S	17:16.555	8	1:08.582	54.27	2:06.948
8	2	E	Julian CROSSLEY		Morris Mini	18:02.421	8	1:54.448	51.97	2:11.740
9	99	G	Celia STEVENS		Peerless GT Phase One	16:21.827	7	1 LAP	50.12	2:14.020
10	29	B	David GRIFFITHS		Standard Vanguard	16:37.414	7	1 LAP	49.34	2:18.517
11	30	G	Adrian BAKER		Austin A30	17:04.227	7	1 LAP	48.04	2:21.651
12	68	E	Keith WRIGHT		Morris Minor	17:05.453	7	1 LAP	47.99	2:13.290
13	66	D	Jeff HANDLEY		Morris Minor	17:28.657	7	1 LAP	46.92	2:16.023

NOT CLASSIFIED

57	F	David HALL		Ford Lotus Cortina MK1	12:06.006	3	D.N.F.	28.96	2:42.897
28	E	Paul HOCKING		Fiat-Abarth 850 TC		0	D.N.F.	N/A	
8	C	Nick JONES		Ford Anglia			D.N.F.	N/A	

FASTEST LAP

15	C	Phil MANSER		Mini Cooper	1:57.190	8	60.12mph	96.76kph
1	E	Andy MESSHAM		Austin Mini	1:57.225	7	60.10mph	96.73kph
39	A	Roger BOWMAN		Jaguar MK1 Sallon	1:57.281	8	60.08mph	96.69kph
83	G	Tim DODWELL		Austin Cooper	1:57.822	8	59.80mph	96.24kph
11	F	Roger STANFORD		Lotus Cortina MK1	1:58.920	8	59.25mph	95.35kph
27	D	Jim BURROWS		Austin Mini Cooper S	2:06.948	2	55.50mph	89.32kph
29	B	David GRIFFITHS		Standard Vanguard	2:18.517	7	50.86mph	81.86kph

Weather/Track : Raining/Wet

These results are provisional until the conclusion of any judicial and technical matters.

Donington Park
Circuit Length = 1.9573 miles.
Start: 16:25 End: 16:41

Clerk of Course:	Stewards:	Timekeeper:
------------------	-----------	-------------

BARC/CTCRC Classic Saloon and Historic Touring C

LAP CHART

Lap 1			Lap 2			Lap 3			Lap 4			Lap 5		
No	Behind	Laptime	No	Behind	Laptime	No	Behind	Laptime	No	Behind	Laptime	No	Behind	Laptime
11		2:04.825	11		2:02.049	11		2:01.041	11		1:59.806	11		2:01.236
39	3.863	2:08.688	39	5.648	2:03.834	39	6.646	2:02.039	39	7.919	2:01.079	39	7.269	2:00.586
27	5.776	2:10.601	83	7.071	2:02.127	83	8.996	2:02.966	83	9.479	2:00.289	83	8.747	2:00.504
1	6.410	2:11.235	27	10.675	2:06.948	1	13.967	2:03.818	1	16.151	2:01.990	1	16.106	2:01.191
83	6.993	2:11.818	1	11.190	2:06.829	27	20.538	2:10.904	15	22.923	2:00.205	66	1 LAP	3:20.821
4	12.950	2:17.775	4	20.469	2:09.568	15	22.524	2:00.036	27	30.247	2:09.515	15	30.143	2:08.456
29	22.533	2:27.358	15	23.529	2:00.229	4	29.069	2:09.641	4	37.726	2:08.463	27	37.411	2:08.400
2	23.354	2:28.179	2	36.864	2:15.559	2	50.969	2:15.146	2	1:04.991	2:13.828	4	42.964	2:06.474
15	25.349	2:30.174	66	44.406	2:20.749	66	1:01.657	2:18.292	99	1:28.951	2:16.210	2	1:16.764	2:13.009
66	25.706	2:30.531	29	46.787	2:26.303	29	1:09.794	2:24.048	29	1:30.449	2:20.461	99	1:43.508	2:15.793
30	32.327	2:37.152	30	51.929	2:21.651	99	1:12.547	2:18.932	30	1:38.570	2:23.514	29	1:50.113	2:20.900
68	33.867	2:38.692	68	54.597	2:22.779	30	1:14.862	2:23.974	68	1:39.133	2:18.036	57	2 LAPS	6:54.224P
99	37.045	2:41.870	99	54.656	2:19.660	68	1:20.903	2:27.347						
57	38.072	2:42.897	57	1:04.908	2:28.885P									

BARC/CTCRC Classic Saloon and Historic Touring C LAP CHART

(contd.)

Lap 6			Lap 7			Lap 8			Lap 9			Lap 10		
No	Behind	Laptime	No	Behind	Laptime	No	Behind	Laptime	No	Behind	Laptime	No	Behind	Laptime
11		1:59.962	11		2:00.134	11		1:58.920						
30	1 LAP	2:27.644	29	1 LAP	2:19.827	39	9.403	1:57.281						
39	9.852	2:02.545	39	11.042	2:01.324	83	11.439	1:57.822						
83	12.223	2:03.438	83	12.537	2:00.448	99	1 LAP	2:15.342						
1	17.018	2:00.874	1	14.109	1:57.225	1	14.414	1:59.225						
68	1 LAP	2:42.397	15	26.442	1:58.093	15	24.712	1:57.190						
15	28.483	1:58.302	30	1 LAP	2:27.194	29	1 LAP	2:18.517						
66	1 LAP	2:18.630	68	1 LAP	2:13.290	4	53.764	2:01.940						
27	46.919	2:09.470	4	50.744	2:03.584	30	1 LAP	2:23.098						
4	47.294	2:04.292	27	58.726	2:11.941	68	1 LAP	2:22.912						
2	1:29.295	2:12.493	66	1 LAP	2:23.611	27	1:08.582	2:08.776						
99	1:57.566	2:14.020	2	1:40.901	2:11.740	66	1 LAP	2:16.023						
						2	1:54.448	2:12.467						