



THUNDER SUNDAY

Rockingham Circuit

7th and 8th October 2006



Results Provided by MST Sports Timing Ltd
www.msttiming.com

BRSCC Jedi Championship

QUALIFYING FOR RACE 3

POS	NO	CL	NAME	NAT	ENTRY	TIME	LAPS	GAP	MPH
1	17	B	Brett PARRIS		Jedi Mk6	1:18.666	7		89.19
2	87	B	Jenny ANDERSON		Jedi Mk6	1:19.755	13	1.089	87.97
3	3	B	Nigel REUBEN		Jedi Mk 6	1:19.895	13	1.229	87.82
4	77	B	Stuart ABBOTT		Jedi Mk 6	1:20.903	11	2.237	86.72
5	68	B	Russell SMALL		Jedi Mk 6	1:21.135	12	2.469	86.47
6	28	B	Adam SAWARD		Jedi Mk 6	1:22.265	13	3.599	85.29
7	56	B	Andrew COWELL		Jedi Mk6	1:22.519	13	3.853	85.02
8	37	B	Ben ANDERSON		Jedi Mk6	1:22.549	13	3.883	84.99
9	5	B	Frazer CORBYN		Jedi Mk 6	1:23.067	7	4.401	84.46
10	7	B	John LORD		Jedi Mk 6	1:23.278	14	4.612	84.25
11	88	B	Chris ROBINSON		Jedi Mk6	1:23.307	14	4.641	84.22
12	9	A	Richard MITCHAM		Jedi Mk4	1:24.142	10	5.476	83.38
13	21	B	Richard GITTINGS		Jedi Mk4	1:24.350	4	5.684	83.18
14	11	A	Kieren CLARK		Jedi Mk 4	1:24.524	13	5.858	83.01
15	18	B	David TILSON		Jedi Mk6	1:24.953	13	6.287	82.59
16	12	B	Craig HURRAN		Jedi Mk4	1:25.258	13	6.592	82.29
17	43	A	Jack SMITH		Jedi Mk 6	1:25.829	13	7.163	81.74
18	57	B	Neil ARMSTRONG		Jedi Mk6	1:26.406	13	7.740	81.20
19	45	B	Graham DYSON		Jedi Mk 6	1:26.563	12	7.897	81.05
20	29	B	Dax WARD		Jedi Mk4	1:27.533	11	8.867	80.15
21	25	B	Mike REED		Jedi Mk 6	1:27.921	13	9.255	79.80
22	33	A	Trev STAFFORD		Jedi Mk 4	1:28.208	13	9.542	79.54
23	80	A	Jon HUNTER		Jedi Mk 4	1:28.781	13	10.115	79.03
24	19	A	Russell MELROSE		Jedi Mk 4	1:28.879	13	10.213	78.94
25	4	B	Paul BUTCHER		Jedi Mk 6	1:33.225	6	14.559	75.26
26	50	B	Geoffrey COWELL		Jedi Mk6	1:33.771	12	15.105	74.82
27	15	B	Len TURNER		Jedi Mk 6	1:34.039	12	15.373	74.61
28	41	A	David STOKES		Jedi Mk4	1:35.717	11	17.051	73.30
29	46	A	Vicky DYSON		Jedi Mk 4	1:37.289	10	18.623	72.11

Weather/Track : Sunny/Dry

Cars 44 + 77 - Transponders not working - Please see timekeepers or you may be ignored
 These results are provisional until the conclusion of any judicial and technical matters.

Rockingham S Sport

Circuit Length = 1.9490 miles.

Start: 09:44 End: 10:04

Clerk of Course:	Stewards:	Timekeeper:

BRSCC Jedi Championship

LAP ANALYSIS

3	Nigel REUBEN	Jedi Mk 6
1 - X:00.000	6 - 1:22.619	11 - 1:20.419
2 - 1:22.410	7 - 1:21.152	12 - 1:35.528
3 - 1:22.749	8 - 1:20.556	13 - 1:19.895
4 - 1:25.643	9 - 1:20.347	
5 - 1:21.880	10 - 1:26.267	
4	Paul BUTCHER	Jedi Mk 6
1 - X:00.000	6 - 1:35.529	
2 - 1:34.034		
3 - 1:33.225		
4 - 1:35.935P		
5 - 6:34.571		
5	Frazer CORBYN	Jedi Mk 6
1 - X:00.000	6 - 1:23.136	
2 - 1:27.097	7 - 1:26.951	
3 - 1:25.392		
4 - 1:24.784		
5 - 1:23.067		
7	John LORD	Jedi Mk 6
1 - X:00.000	6 - 1:25.081	11 - 1:24.023
2 - 1:29.245	7 - 1:24.377	12 - 1:25.374
3 - 1:26.515	8 - 1:23.961	13 - 1:24.300
4 - 1:25.647	9 - 1:23.278	14 - 1:28.720
5 - 1:26.856	10 - 1:24.158	
9	Richard MITCHAM	Jedi Mk4
1 - X:00.000	6 - 1:24.142	
2 - 1:27.712	7 - 1:24.837	
3 - 2:47.887P	8 - 1:24.249	
4 - 1:35.143	9 - 1:24.864	
5 - 1:26.633	10 - 1:24.985	
11	Kieren CLARK	Jedi Mk 4
1 - X:00.000	6 - 1:25.514	11 - 1:24.747
2 - 1:28.073	7 - 1:24.524	12 - 1:24.842
3 - 1:25.698	8 - 1:25.628	13 - 1:24.757
4 - 1:24.921	9 - 1:25.088	
5 - 1:25.129	10 - 1:24.630	
12	Craig HURRAN	Jedi Mk4
1 - X:00.000	6 - 1:26.505	11 - 1:26.984
2 - 1:39.091	7 - 1:26.871	12 - 1:37.112
3 - 1:34.457	8 - 1:29.067	13 - 1:48.039
4 - 1:29.670	9 - 1:25.258	
5 - 1:27.808	10 - 1:25.530	

Weather/Track : Sunny/Dry

Cars 44 + 77 - Transponders not working - Please see timekeepers or you may be ignored

Rockingham S Sport

Circuit Length = 1.9490 miles.

Start: 09:44 End: 10:04

BRSCC Jedi Championship

LAP ANALYSIS

(contd.)

15	Len TURNER	Jedi Mk 6
1 - X:00.000	6 - 1:37.857	11 - 1:34.358
2 - 1:47.631	7 - 1:36.618	12 - 1:35.893
3 - 1:39.140	8 - 1:39.068	
4 - 1:38.861	9 - 1:35.344	
5 - 1:36.976	10 - 1:34.039	
17	Brett PARRIS	Jedi Mk6
1 - X:00.000	6 - 1:18.727	
2 - 1:19.781	7 - 1:18.666	
3 - 1:25.090		
4 - 1:23.080		
5 - 1:21.174		
18	David TILSON	Jedi Mk6
1 - X:00.000	6 - 1:26.627	11 - 1:24.953
2 - 1:30.058	7 - 1:26.423	12 - 1:26.961
3 - 1:33.884	8 - 1:26.571	13 - 1:25.181
4 - 1:29.020	9 - 1:27.509	
5 - 1:31.209	10 - 1:27.110	
19	Russell MELROSE	Jedi Mk 4
1 - X:00.000	6 - 1:29.726	11 - 1:29.240
2 - 1:43.041	7 - 1:29.670	12 - 1:28.879
3 - 1:31.992	8 - 1:32.983	13 - 1:29.052
4 - 1:30.365	9 - 1:29.089	
5 - 1:30.156	10 - 1:29.187	
21	Richard GITTINGS	Jedi Mk4
1 - X:00.000		
2 - 1:35.389		
3 - 1:24.350		
4 - 3:22.311		
25	Mike REED	Jedi Mk 6
1 - X:00.000	6 - 1:31.563	11 - 1:35.270
2 - 1:33.242	7 - 1:33.032	12 - 1:28.202
3 - 1:47.531	8 - 1:28.886	13 - 1:29.828
4 - 1:31.360	9 - 1:27.921	
5 - 1:33.375	10 - 1:30.171	
28	Adam SAWARD	Jedi Mk 6
1 - X:00.000	6 - 1:23.928	11 - 1:24.764
2 - 1:24.724	7 - 1:26.351	12 - 1:31.642
3 - 1:31.101	8 - 1:23.384	13 - 1:26.949
4 - 1:25.591	9 - 1:23.745	
5 - 1:22.265	10 - 1:24.996	

Weather/Track : Sunny/Dry

Cars 44 + 77 - Transponders not working - Please see timekeepers or you may be ignored

Rockingham S Sport

Circuit Length = 1.9490 miles.

Start: 09:44 End: 10:04

BRSCC Jedi Championship

LAP ANALYSIS

(contd.)

29	Dax WARD	Jedi Mk4
1 - X:00.000	6 - 1:27.533	11 - 1:31.319
2 - 1:34.002	7 - 2:48.880P	
3 - 1:29.732	8 - 1:36.016	
4 - 2:50.929P	9 - 1:28.136	
5 - 1:37.539	10 - 1:28.157	
33	Trev STAFFORD	Jedi Mk 4
1 - X:00.000	6 - 1:29.576	11 - 1:28.208
2 - 1:38.227	7 - 1:29.329	12 - 1:28.891
3 - 1:33.543	8 - 1:29.209	13 - 1:30.959
4 - 1:30.875	9 - 1:28.319	
5 - 1:30.809	10 - 1:28.396	
37	Ben ANDERSON	Jedi Mk6
1 - X:00.000	6 - 1:26.262	11 - 1:22.693
2 - 1:27.868	7 - 3:29.209P	12 - 1:23.477
3 - 1:26.805	8 - 1:35.788	13 - 1:22.549
4 - 1:25.174	9 - 1:23.555	
5 - 1:27.117	10 - 1:25.965	
41	David STOKES	Jedi Mk4
1 - X:00.000	6 - 1:39.461	11 - 1:45.932
2 - 1:44.034	7 - 1:37.751	
3 - 1:40.235	8 - 1:38.883	
4 - 1:38.175	9 - 1:35.717	
5 - 1:38.441	10 - 3:12.799P	
43	Jack SMITH	Jedi Mk 6
1 - X:00.000	6 - 1:28.674	11 - 1:33.666
2 - 1:36.947	7 - 1:28.207	12 - 1:26.744
3 - 1:30.987	8 - 1:26.908	13 - 1:25.829
4 - 1:29.930	9 - 1:26.507	
5 - 1:28.952	10 - 2:21.547P	
45	Graham DYSON	Jedi Mk 6
1 - X:00.000	6 - 1:26.563	11 - 1:27.160
2 - 1:46.108	7 - 2:52.347	12 - 1:29.030
3 - 1:33.113	8 - 1:33.106	
4 - 1:30.245	9 - 1:27.961	
5 - 1:28.535	10 - 1:28.549	
46	Vicky DYSON	Jedi Mk 4
1 - X:00.000	6 - 1:40.908	
2 - 1:47.138	7 - 1:38.410	
3 - 1:43.234	8 - 1:41.944	
4 - 1:42.909	9 - 1:37.705	
5 - 1:47.235	10 - 1:37.289	

Weather/Track : Sunny/Dry

Cars 44 + 77 - Transponders not working - Please see timekeepers or you may be ignored

Rockingham S Sport

Circuit Length = 1.9490 miles.

Start: 09:44 End: 10:04

BRSCC Jedi Championship

LAP ANALYSIS

(contd.)

50	Geoffrey COWELL	Jedi Mk6
1 - X:00.000	6 - 1:39.798	11 - 1:34.087
2 - 1:48.231	7 - 1:38.769	12 - 1:33.771
3 - 1:42.138	8 - 1:38.307	
4 - 1:40.166	9 - 1:36.122	
5 - 1:39.564	10 - 1:35.620	
56	Andrew COWELL	Jedi Mk6
1 - X:00.000	6 - 1:45.118	11 - 1:24.303
2 - 1:32.781	7 - 1:24.897	12 - 1:24.970
3 - 1:31.181	8 - 1:23.761	13 - 1:22.519
4 - 1:26.541	9 - 1:23.711	
5 - 1:28.662	10 - 1:24.786	
57	Neil ARMSTRONG	Jedi Mk6
1 - X:00.000	6 - 1:29.309	11 - 1:27.667
2 - 1:43.794	7 - 1:35.043	12 - 1:28.259
3 - 1:28.824	8 - 1:26.406	13 - 1:28.845
4 - 1:27.828	9 - 1:28.653	
5 - 1:28.884	10 - 1:30.720	
68	Russell SMALL	Jedi Mk 6
1 - X:00.000	6 - 1:22.572	11 - 1:28.320
2 - 1:22.361	7 - 1:21.168	12 - 2:28.742
3 - 1:22.803	8 - 1:21.135	
4 - 1:25.495	9 -	
5 - 1:21.916	10 - 5:25.969P	
77	Stuart ABBOTT	Jedi Mk 6
1 - X:00.000	6 - 1:20.903	11 - 1:21.622
2 - 1:22.222	7 - 1:20.903	
3 - 1:20.905	8 - 1:21.824	
4 - 1:22.629	9 - 1:24.643	
5 - 1:21.057	10 - 1:23.007	
80	Jon HUNTER	Jedi Mk 4
1 - X:00.000	6 - 1:33.110	11 - 1:29.410
2 - 1:36.951	7 - 1:32.113	12 - 1:28.781
3 - 1:35.660	8 - 1:30.890	13 - 1:29.287
4 - 1:33.574	9 - 1:32.104	
5 - 1:31.415	10 - 1:30.520	
87	Jenny ANDERSON	Jedi Mk6
1 - X:00.000	6 - 1:22.371	11 - 1:19.755
2 - 1:29.043	7 - 1:20.761	12 - 1:25.655
3 - 1:23.086	8 - 1:21.467	13 - 1:21.656
4 - 1:22.810	9 - 1:21.016	
5 - 1:24.904	10 - 1:22.880	

Weather/Track : Sunny/Dry

Cars 44 + 77 - Transponders not working - Please see timekeepers or you may be ignored

Rockingham S Sport

Circuit Length = 1.9490 miles.

Start: 09:44 End: 10:04

BRSCC Jedi Championship

LAP ANALYSIS

(contd.)

88	Chris ROBINSON	Jedi Mk6		
1 - X:00.000	6 - 1:24.521	11 - 1:37.468		
2 - 1:32.669	7 - 1:24.379	12 - 1:24.713		
3 - 1:29.817	8 - 1:24.410	13 - 1:23.429		
4 - 1:25.737	9 - 1:25.096	14 - 1:23.799		
5 - 1:33.791	10 - 1:23.307			

BRSCC Jedi Championship

GRID FOR RACE 3

ROW 15	1:35.717	46	1:37.289
	41 STOKES		DYSON
ROW 14	1:33.771	15	1:34.039
	50 COWELL		TURNER
ROW 13	1:28.879	4	1:33.225
	19 MELROSE		BUTCHER
ROW 12	1:28.208	80	1:28.781
	33 STAFFORD		HUNTER
ROW 11	1:27.533	25	1:27.921
	29 WARD		REED
ROW 10	1:26.406	45	1:26.563
	57 ARMSTRONG		DYSON
ROW 9	1:25.258	43	1:25.829
	12 HURRAN		SMITH
ROW 8	1:24.524	18	1:24.953
	11 CLARK		TILSON
ROW 7	1:24.142	21	1:24.350
	9 MITCHAM		GITTINGS
ROW 6	1:23.278	88	1:23.307
	7 LORD		ROBINSON
ROW 5	1:22.549	5	1:23.067
	37 ANDERSON		CORBYN
ROW 4	1:22.265	56	1:22.519
	28 SAWARD		COWELL
ROW 3	1:20.903	68	1:21.135
	77 ABBOTT		SMALL
ROW 2	1:19.755	3	1:19.895
	87 ANDERSON		REUBEN
ROW 1		17	1:18.666
			PARRIS
			POLE

Weather/Track : Sunny/Dry

Cars 44 + 77 - Transponders not working - Please see timekeepers or you may be ignored
 These results are provisional until the conclusion of any judicial and technical matters.

Rockingham S Sport
 Circuit Length = 1.9490 miles.
 Start: 09:44 End: 10:04

Clerk of Course:	Stewards:	Timekeeper:
------------------	-----------	-------------

BRSCC Jedi Championship

RACE 3 RESULT - AMENDED

POS	NO	CL	NAME	NAT	ENTRY	TIME	LAPS	GAP	MPH	BEST
1	68	B	Russell SMALL		Jedi Mk 6	20:29.329	15		85.61	1:19.964
2	77	B	Stuart ABBOTT		Jedi Mk 6	20:30.928	15	1.599	85.50	1:20.827
3	37	B	Ben ANDERSON		Jedi Mk6	21:05.371	15	36.042	83.17	1:22.060
4	56	B	Andrew COWELL		Jedi Mk6	21:12.103	15	42.774	82.73	1:23.342
5	57	B	Neil ARMSTRONG		Jedi Mk6	21:20.864	15	51.535	82.16	1:22.976
6	88	B	Chris ROBINSON		Jedi Mk6	21:21.414	15	52.085	82.13	1:23.325
7	18	B	David TILSON		Jedi Mk6	21:27.897	15	58.568	81.71	1:23.274
8	29	B	Dax WARD		Jedi Mk4	21:31.119	15	1:01.790	81.51	1:24.221
9	12	B	Craig HURRAN		Jedi Mk4	21:36.056	15	1:06.727	81.20	1:24.348
10	11	A	Kieren CLARK		Jedi Mk 4	21:38.410	15	1:09.081	81.05	1:24.463
11	9	A	Richard MITCHAM		Jedi Mk4	21:40.145	15	1:10.816	80.94	1:24.987
12	43	A	Jack SMITH		Jedi Mk 6	20:35.662	14	1 LAP	79.49	1:26.910
13	33	A	Trev STAFFORD		Jedi Mk 4	20:56.240	14	1 LAP	78.19	1:27.949
14	25	B	Mike REED		Jedi Mk 6	20:57.453	14	1 LAP	78.11	1:26.343
15	19	A	Russell MELROSE		Jedi Mk 4	21:00.928	14	1 LAP	77.90	1:26.765
16	80	A	Jon HUNTER		Jedi Mk 4	21:25.121	14	1 LAP	76.43	1:29.079
17	15	B	Len TURNER		Jedi Mk 6	20:37.592	13	2 LAPS	73.70	1:32.335
18	50	B	Geoffrey COWELL		Jedi Mk6	20:43.231	13	2 LAPS	73.36	1:33.414
19	46	A	Vicky DYSON		Jedi Mk 4	20:47.421	13	2 LAPS	73.12	1:33.766
20	14	A	Adam WALKER		Jedi Mk4	20:48.299	13	2 LAPS	73.07	1:33.249
21	41	A	David STOKES		Jedi Mk4	21:02.273	13	2 LAPS	72.26	1:34.276

NOT CLASSIFIED

7	B	John LORD		Jedi Mk 6	18:44.365	13	D.N.F.	81.12	1:22.694
28	B	Adam SAWARD		Jedi Mk 6	13:58.911	10	D.N.F.	83.63	1:21.784
45	B	Graham DYSON		Jedi Mk 6	9:01.469	6	D.N.F.	77.74	1:26.656
3	B	Nigel REUBEN		Jedi Mk 6	5:30.003	4	D.N.F.	85.04	1:19.832
21	B	Richard GITTINGS		Jedi Mk4	2:54.633	2	D.N.F.	80.35	1:23.027
87	B	Jenny ANDERSON		Jedi Mk6	1:29.753	1	D.N.F.	78.17	1:29.753

FASTEST LAP

3	B	Nigel REUBEN		Jedi Mk 6	1:19.832	4	87.89mph	141.44kph
11	A	Kieren CLARK		Jedi Mk 4	1:24.463	9	83.07mph	133.68kph

Weather/Track : Sunny/Dry

Rockingham S Sport
Circuit Length = 1.9490 miles.
Start: 16:46 End: 17:06

These results are provisional until the conclusion of any judicial and technical matters.

Clerk of Course:	Stewards:	Timekeeper:
------------------	-----------	-------------

BRSCC Jedi Championship

LAP CHART

Lap 1			Lap 2			Lap 3			Lap 4			Lap 5		
No	Behind	Laptime	No	Behind	Laptime	No	Behind	Laptime	No	Behind	Laptime	No	Behind	Laptime
68		1:28.506	68		1:20.046	68		1:19.964	68		1:21.075	68		1:22.867
3	0.496	1:29.002	3	1.743	1:21.293	3	1.655	1:19.876	3	0.412	1:19.832	77	2.905	1:21.290
87	1.247	1:29.753	77	3.525	1:21.302	77	4.466	1:20.905	77	4.482	1:21.091	28	9.104	1:23.028
77	2.269	1:30.775	28	5.950	1:23.176	28	8.234	1:22.248	28	8.943	1:21.784	56	15.566	1:24.105
28	2.820	1:31.326	21	6.081	1:23.027	56	11.542	1:24.187	56	14.328	1:23.861	37	16.584	1:23.810
21	3.100	1:31.606	56	7.319	1:23.391	37	12.389	1:23.873	37	15.641	1:24.327	88	26.896	1:25.061
56	3.974	1:32.480	37	8.480	1:23.661	88	19.306	1:26.143	88	24.702	1:26.471	7	27.605	1:25.468
37	4.865	1:33.371	7	12.656	1:25.821	7	19.740	1:27.048	7	25.004	1:26.339	57	28.190	1:25.608
88	5.988	1:34.494	88	13.127	1:27.185	18	20.277	1:26.298	57	25.449	1:25.452	18	29.163	1:25.870
7	6.881	1:35.387	11	13.870	1:26.479	57	21.072	1:25.124	18	26.160	1:26.958	29	29.766	1:25.957
11	7.437	1:35.943	18	13.943	1:25.495	11	21.959	1:28.053	29	26.676	1:25.700	11	30.477	1:25.958
9	7.674	1:36.180	9	14.839	1:27.211	29	22.051	1:26.701	11	27.386	1:26.502	9	30.724	1:25.883
18	8.494	1:37.000	29	15.314	1:26.271	9	22.727	1:27.852	9	27.708	1:26.056	12	33.424	1:25.411
43	8.573	1:37.079	57	15.912	1:24.818	43	24.874	1:27.679	43	30.805	1:27.006	43	36.001	1:28.063
29	9.089	1:37.595	43	17.159	1:28.632	12	26.009	1:26.174	12	30.880	1:25.946	33	40.836	1:27.949
57	11.140	1:39.646	45	18.032	1:26.656	33	28.841	1:28.781	33	35.754	1:27.988	45	41.191	1:27.882
45	11.422	1:39.928	12	19.799	1:27.408	45	29.918	1:31.850	45	36.176	1:27.333	19	46.146	1:28.032
33	11.496	1:40.002	33	20.024	1:28.574	19	33.946	1:28.964	19	40.981	1:28.110	25	49.756	1:28.715
12	12.437	1:40.943	19	24.946	1:30.015	25	35.372	1:28.728	25	43.908	1:29.611	80	51.625	1:29.079
19	14.977	1:43.483	25	26.608	1:31.362	80	37.247	1:29.849	80	45.413	1:29.241	15	1:09.814	1:36.010
25	15.292	1:43.798	80	27.362	1:31.543	15	43.973	1:34.188	15	56.671	1:33.773	50	1:12.940	1:35.317
80	15.865	1:44.371	15	29.749	1:32.335	50	47.201	1:34.410	50	1:00.490	1:34.364	46	1:17.327	1:34.229
15	17.460	1:45.966	50	32.755	1:34.718	46	52.941	1:36.996	46	1:05.965	1:34.099	14	1:17.790	1:34.191
50	18.083	1:46.589	46	35.909	1:36.383	14	53.676	1:33.593	14	1:06.466	1:33.865			
46	19.572	1:48.078	14	40.047	1:37.057	41	58.397	1:37.410	41	1:13.370	1:36.048			
41	22.705	1:51.211	41	40.951	1:38.292									
14	23.036	1:51.542												

Weather/Track : Sunny/Dry

Rockingham S Sport
 Circuit Length = 1.9490 miles.
 Start: 16:46 End: 17:06

BRSCC Jedi Championship

LAP CHART

(contd.)

Lap 6			Lap 7			Lap 8			Lap 9			Lap 10		
No	Behind	Laptime	No	Behind	Laptime	No	Behind	Laptime	No	Behind	Laptime	No	Behind	Laptime
68		1:22.562	68		1:22.853	68		1:21.105	68		1:21.640	68		1:21.195
77	1.529	1:21.186	77	0.700	1:22.024	77	0.737	1:21.142	77	0.509	1:21.412	77	0.974	1:21.660
41	1 LAP	1:36.637	15	1 LAP	1:36.482	28	12.782	1:23.425	28	15.141	1:23.999	80	1 LAP	1:31.195
28	9.379	1:22.837	50	1 LAP	1:35.721	15	1 LAP	1:36.958	37	26.071	1:26.503	28	17.098	1:23.152
56	16.452	1:23.448	46	1 LAP	1:35.735	50	1 LAP	1:34.954	56	26.812	1:28.285	37	26.936	1:22.060
37	17.735	1:23.713	14	1 LAP	1:35.395	56	20.167	1:24.051	15	1 LAP	1:35.504	56	28.959	1:23.342
88	29.402	1:25.068	28	10.462	1:23.936	37	21.208	1:24.146	50	1 LAP	1:36.347	88	39.479	1:23.550
7	29.977	1:24.934	41	1 LAP	1:34.563	46	1 LAP	1:35.786	46	1 LAP	1:34.061	57	40.611	1:24.197
57	30.441	1:24.813	56	17.221	1:23.622	14	1 LAP	1:36.602	14	1 LAP	1:34.069	15	1 LAP	1:32.647
18	31.057	1:24.456	37	18.167	1:23.285	41	1 LAP	1:35.812	88	37.124	1:24.319	18	42.309	1:25.050
29	31.804	1:24.600	88	31.222	1:24.673	88	34.445	1:24.328	57	37.609	1:24.423	29	44.807	1:24.934
11	32.633	1:24.718	57	32.025	1:24.437	57	34.826	1:23.906	18	38.454	1:24.448	50	1 LAP	1:34.321
9	33.264	1:25.102	18	33.477	1:25.273	18	35.646	1:23.274	29	41.068	1:24.870	11	46.845	1:25.601
12	35.898	1:25.036	29	34.722	1:25.771	29	37.838	1:24.221	11	42.439	1:24.463	12	48.519	1:24.348
43	40.686	1:27.247	11	35.295	1:25.515	11	39.616	1:25.426	12	45.366	1:25.092	46	1 LAP	1:35.665
45	46.449	1:27.820	9	35.976	1:25.565	9	40.208	1:25.337	9	45.637	1:27.069	9	49.806	1:25.364
33	47.180	1:28.906	12	38.578	1:25.533	12	41.914	1:24.441	41	1 LAP	1:36.508	14	1 LAP	1:36.054
19	51.327	1:27.743	43	45.044	1:27.211	7	49.533	1:23.988	7	50.587	1:22.694	7	52.155	1:22.763
25	55.046	1:27.852	7	46.650	1:39.526	43	51.445	1:27.506	43	56.919	1:27.114	41	1 LAP	1:34.632
80	1:00.621	1:31.558	33	53.602	1:29.275	33	1:00.932	1:28.435	33	1:07.692	1:28.400	43	1:02.634	1:26.910
			19	56.010	1:27.536	19	1:01.670	1:26.765	19	1:08.369	1:28.339	19	1:15.222	1:28.048
			25	1:00.970	1:28.777	25	1:08.234	1:28.369	25	1:14.724	1:28.130	33	1:15.695	1:29.198
			80	1:08.474	1:30.706	80	1:16.953	1:29.584						

Weather/Track : Sunny/Dry

Rockingham S Sport
 Circuit Length = 1.9490 miles.
 Start: 16:46 End: 17:06

BRSCC Jedi Championship

LAP CHART

(contd.)

Lap 11			Lap 12			Lap 13			Lap 14			Lap 15		
No	Behind	Laptime	No	Behind	Laptime	No	Behind	Laptime	No	Behind	Laptime	No	Behind	Laptime
68		1:21.294	68		1:21.377	68		1:21.178	68		1:21.690	68		1:21.977
77	0.738	1:21.058	77	1.806	1:22.445	77	1.455	1:20.827	77	1.940	1:22.175	77	1.599	1:21.636
25	1 LAP	1:31.316	33	1 LAP	1:30.082	41	2 LAPS	1:34.995	50	2 LAPS	1:34.097	43	1 LAP	1:28.858
80	1 LAP	1:30.939	19	1 LAP	1:38.287	33	1 LAP	1:29.220	46	2 LAPS	1:33.870	15	2 LAPS	1:33.380
37	27.954	1:22.312	25	1 LAP	1:29.402	19	1 LAP	1:28.157	14	2 LAPS	1:33.498	50	2 LAPS	1:33.414
56	31.208	1:23.543	80	1 LAP	1:30.828	25	1 LAP	1:27.619	41	2 LAPS	1:35.192	46	2 LAPS	1:34.777
88	42.142	1:23.957	37	29.433	1:22.856	37	31.984	1:23.729	33	1 LAP	1:29.373	14	2 LAPS	1:34.868
57	42.293	1:22.976	56	34.139	1:24.308	80	1 LAP	1:31.611	25	1 LAP	1:26.343	33	1 LAP	1:30.057
18	45.240	1:24.225	57	44.736	1:23.820	56	37.673	1:24.712	19	1 LAP	1:29.011	25	1 LAP	1:27.431
29	48.329	1:24.816	88	46.116	1:25.351	57	47.297	1:23.739	37	33.978	1:23.684	19	1 LAP	1:28.438
11	51.789	1:26.238	18	47.717	1:23.854	88	48.263	1:23.325	56	40.612	1:24.629	41	2 LAPS	1:36.697
12	52.232	1:25.007	29	52.227	1:25.275	18	51.402	1:24.863	80	1 LAP	1:31.575	37	36.042	1:24.041
15	1 LAP	1:33.195	7	56.730	1:23.475	29	55.858	1:24.809	57	48.913	1:23.306	56	42.774	1:24.139
7	54.632	1:23.771	12	57.477	1:26.622	7	58.703	1:23.151	88	49.934	1:23.361	57	51.535	1:24.599
9	55.793	1:27.281	11	57.660	1:27.248	12	1:00.814	1:24.515	18	54.936	1:25.224	88	52.085	1:24.128
50	1 LAP	1:33.909	9	1:00.166	1:25.750	11	1:01.962	1:25.480	29	58.414	1:24.246	80	1 LAP	1:33.042
46	1 LAP	1:33.976	15	1 LAP	1:32.837	9	1:04.172	1:25.184	12	1:03.734	1:24.610	18	58.568	1:25.609
14	1 LAP	1:33.249	50	1 LAP	1:35.070	15	1 LAP	1:34.317	11	1:05.610	1:25.338	29	1:01.790	1:25.353
43	1:09.076	1:27.736	46	1 LAP	1:33.766	43	1:21.142	1:27.256	9	1:07.806	1:25.324	12	1:06.727	1:24.970
41	1 LAP	1:34.276	43	1:15.064	1:27.365							11	1:09.081	1:25.448
			14	1 LAP	1:34.316							9	1:10.816	1:24.987

Weather/Track : Sunny/Dry

Rockingham S Sport
 Circuit Length = 1.9490 miles.
 Start: 16:46 End: 17:06

BRSCC Jedi Championship

QUALIFYING FOR RACE 9

POS	NO	CL	NAME	NAT	ENTRY	TIME	LAPS	GAP	MPH
1	17	B	Brett PARRIS		Jedi Mk6	1:18.916	8		88.91
2	3	B	Nigel REUBEN		Jedi Mk 6	1:19.184	11	0.268	88.60
3	87	B	Jenny ANDERSON		Jedi Mk6	1:19.328	13	0.412	88.44
4	4	B	Paul BUTCHER		Jedi Mk 6	1:20.087	13	1.171	87.61
5	28	B	Adam SAWARD		Jedi Mk 6	1:20.937	12	2.021	86.69
6	21	B	Richard GITTINGS		Jedi Mk4	1:21.186	10	2.270	86.42
7	77	B	Stuart ABBOTT		Jedi Mk 6	1:21.411	5	2.495	86.18
8	68	B	Russell SMALL		Jedi Mk 6	1:21.441	4	2.525	86.15
9	56	B	Andrew COWELL		Jedi Mk6	1:21.501	13	2.585	86.09
10	7	B	John LORD		Jedi Mk 6	1:23.174	13	4.258	84.35
11	54	B	Tim CAMERON		Jedi Mk4	1:23.307	12	4.391	84.22
12	18	B	David TILSON		Jedi Mk6	1:23.474	13	4.558	84.05
13	9	A	Richard MITCHAM		Jedi Mk4	1:23.934	10	5.018	83.59
14	88	B	Chris ROBINSON		Jedi Mk6	1:24.070	9	5.154	83.45
15	12	B	Craig HURRAN		Jedi Mk4	1:24.349	12	5.433	83.18
16	11	A	Kieren CLARK		Jedi Mk 4	1:24.898	11	5.982	82.64
17	43	A	Jack SMITH		Jedi Mk 6	1:25.606	12	6.690	81.96
18	29	B	Dax WARD		Jedi Mk4	1:26.759	11	7.843	80.87
19	37	B	Ben ANDERSON		Jedi Mk6	1:27.017	2	8.101	80.63
20	19	A	Russell MELROSE		Jedi Mk 4	1:27.238	12	8.322	80.42
21	33	A	Trev STAFFORD		Jedi Mk 4	1:27.606	8	8.690	80.09
22	25	B	Mike REED		Jedi Mk 6	1:29.391	7	10.475	78.49
23	15	B	Len TURNER		Jedi Mk 6	1:29.441	12	10.525	78.44
24	80	A	Jon HUNTER		Jedi Mk 4	1:30.265	9	11.349	77.73
25	50	B	Geoffrey COWELL		Jedi Mk6	1:31.103	11	12.187	77.01
26	14	A	Adam WALKER		Jedi Mk4	1:31.451	11	12.535	76.72
27	41	A	David STOKES		Jedi Mk4	1:32.456	12	13.540	75.88
28	51	A	Marc FORTUNE		Jedi 600 CBR Mk4	1:32.834	10	13.918	75.58
29	46	A	Vicky DYSON		Jedi Mk 4	1:33.462	10	14.546	75.07

Weather/Track : Cloudy/Dry

Rockingham S Sport
Circuit Length = 1.9490 miles.
Start: 10:06 End: 10:30

These results are provisional until the conclusion of any judicial and technical matters.

Clerk of Course:	Stewards:	Timekeeper:

BRSCC Jedi Championship

LAP ANALYSIS

3	Nigel REUBEN	Jedi Mk 6
1 - X:00.000	6 - 1:19.777	11 - 1:19.451
2 - 1:21.976	7 - 1:19.184	
3 - 1:19.703	8 - 1:20.802	
4 - 8:22.782	9 - 1:20.021	
5 - 1:22.462	10 - 1:27.164	
4	Paul BUTCHER	Jedi Mk 6
1 - X:00.000	6 - 1:20.555	11 - 1:20.805
2 - 1:23.790	7 - 1:20.816	12 - 1:22.082
3 - 1:20.087	8 - 1:21.951	13 - 1:20.725
4 - 8:18.458	9 - 1:20.480	
5 - 1:23.041	10 - 1:20.877	
7	John LORD	Jedi Mk 6
1 - X:00.000	6 - 1:24.162	11 - 1:24.580
2 - 1:30.150	7 - 1:31.666	12 - 1:23.174
3 - 1:25.083	8 - 1:23.277	13 - 1:26.344
4 - 7:44.707	9 - 1:23.404	
5 - 1:25.102	10 - 1:24.190	
9	Richard MITCHAM	Jedi Mk4
1 - X:00.000	6 - 1:24.468	
2 - 1:25.591	7 - 1:25.235	
3 - 1:24.430	8 - 1:23.934	
4 - 8:39.606	9 - 3:14.760P	
5 - 1:24.878	10 - 1:30.750	
11	Kieren CLARK	Jedi Mk 4
1 - X:00.000	6 - 1:25.165	11 - 1:29.875
2 - 1:27.324	7 - 1:24.898	
3 - 1:25.565	8 - 1:25.023	
4 - 7:42.808	9 - 1:25.579	
5 - 1:25.426	10 - 3:09.841P	
12	Craig HURRAN	Jedi Mk4
1 - X:00.000	6 - 1:26.215	11 - 1:24.349
2 - 1:32.107	7 - 1:29.201	12 - 1:24.658
3 - 1:27.762	8 - 1:25.699	
4 - 7:53.214	9 - 1:24.738	
5 - 1:26.358	10 - 1:25.470	
14	Adam WALKER	Jedi Mk4
1 - X:00.000	6 - 1:32.764	11 - 1:32.044
2 - 1:39.541	7 - 1:31.504	
3 - 8:16.965	8 - 1:32.387	
4 - 1:34.217	9 - 1:31.840	
5 - 1:34.017	10 - 1:31.451	

Weather/Track : Cloudy/Dry

BRSCC Jedi Championship

LAP ANALYSIS

(contd.)

15	Len TURNER	Jedi Mk 6
1 - X:00.000	6 - 1:31.701	11 - 1:32.300
2 - 1:38.400	7 - 1:29.441	12 - 1:31.186
3 - 1:34.514	8 - 1:31.318	
4 - 7:27.178	9 - 1:32.470	
5 - 1:33.321	10 - 1:31.390	
17	Brett PARRIS	Jedi Mk6
1 - X:00.000P	6 - 1:19.879	
2 - 2:22.936	7 - 1:19.659	
3 - X:00.000	8 - 1:18.916	
4 - 1:21.421		
5 - 1:20.028		
18	David TILSON	Jedi Mk6
1 - X:00.000	6 - 1:24.062	11 - 1:23.474
2 - 1:29.219	7 - 1:23.894	12 - 1:24.391
3 - 1:28.803	8 - 1:24.887	13 - 1:23.826
4 - 7:12.550	9 - 1:25.216	
5 - 1:24.940	10 - 1:23.706	
19	Russell MELROSE	Jedi Mk 4
1 - X:00.000	6 - 1:27.472	11 - 1:27.737
2 - 1:39.714	7 - 1:27.717	12 - 1:28.622
3 - 1:29.465	8 - 1:27.776	
4 - 7:17.835	9 - 1:27.948	
5 - 1:32.191	10 - 1:27.238	
21	Richard GITTINGS	Jedi Mk4
1 - X:00.000	6 - 1:21.887	
2 - 8:39.881	7 - 1:22.369	
3 - 1:25.213	8 - 1:23.506	
4 - 1:23.210	9 - 1:21.186	
5 - 1:23.513	10 - 1:22.475	
25	Mike REED	Jedi Mk 6
1 - X:00.000	6 - 1:30.986	
2 - 1:30.415	7 - 1:29.391	
3 - 1:29.925		
4 - 7:47.817		
5 - 1:31.613		
28	Adam SAWARD	Jedi Mk 6
1 - X:00.000	6 - 1:22.286	11 - 1:23.256
2 - 1:22.720	7 - 1:21.601	12 - 1:21.899
3 - 1:20.937	8 - 1:21.049	
4 - 8:18.679	9 - 1:21.874	
5 - 1:24.807	10 - 1:21.832	

Weather/Track : Cloudy/Dry

BRSCC Jedi Championship

LAP ANALYSIS

(contd.)

29	Dax WARD	Jedi Mk4
1 - X:00.000	6 - 1:49.763P	11 - 1:58.106P
2 - 1:33.484	7 - 1:31.665	
3 - 1:27.195	8 - 1:28.093	
4 - 7:18.324	9 - 1:28.593	
5 - 1:26.889	10 - 1:26.759	
33	Trev STAFFORD	Jedi Mk 4
1 - X:00.000	6 - 1:28.193	
2 - 1:42.198	7 - 1:28.255	
3 - 1:28.727	8 - 1:27.606	
4 - 7:24.254		
5 - 1:30.693		
37	Ben ANDERSON	Jedi Mk6
1 - X:00.000		
2 - 1:27.017		
41	David STOKES	Jedi Mk4
1 - X:00.000	6 - 1:33.669	11 - 1:34.822
2 - 1:37.157	7 - 1:33.205	12 - 1:38.437
3 - 1:36.573	8 - 1:33.564	
4 - 7:22.743	9 - 1:34.425	
5 - 1:34.129	10 - 1:32.456	
43	Jack SMITH	Jedi Mk 6
1 - X:00.000	6 - 1:27.740	11 - 1:27.364
2 - 1:28.083	7 - 1:26.342	12 - 1:25.606
3 - 1:29.515	8 - 1:25.697	
4 - 7:12.786	9 - 1:42.514P	
5 - 1:26.175	10 - 2:22.196	
46	Vicky DYSON	Jedi Mk 4
1 - X:00.000	6 - 1:34.322	
2 - 1:43.427	7 - 1:33.462	
3 - 8:53.119	8 - 1:36.761	
4 - 1:36.683	9 - 1:34.823	
5 - 1:34.820	10 - 1:33.718	
50	Geoffrey COWELL	Jedi Mk6
1 - X:00.000	6 - 1:32.394	11 - 1:34.274
2 - 1:44.806	7 - 1:32.129	
3 - 8:30.420	8 - 1:33.967	
4 - 1:36.154	9 - 1:32.403	
5 - 1:31.103	10 - 1:33.757	

Weather/Track : Cloudy/Dry

BRSCC Jedi Championship

LAP ANALYSIS

(contd.)

51	Marc FORTUNE	Jedi 600 CBR Mk4
1 - X:00.000	6 - 1:32.997	
2 - 1:42.402	7 - 1:33.096	
3 - 8:16.583	8 - 1:32.834	
4 - 1:36.425	9 - 1:33.597	
5 - 1:34.751	10 - 1:33.063	
54	Tim CAMERON	Jedi Mk4
1 - X:00.000	6 - 1:32.128	11 - 1:23.307
2 - 1:30.838	7 - 1:26.419	12 - 1:23.465
3 - 1:26.923	8 - 1:25.041	
4 - 7:46.433	9 - 1:25.248	
5 - 1:24.123	10 - 1:23.823	
56	Andrew COWELL	Jedi Mk6
1 - X:00.000	6 - 1:26.309	11 - 1:22.601
2 - 1:26.807	7 - 1:21.933	12 - 1:22.699
3 - 1:26.857	8 - 1:21.577	13 - 1:24.468
4 - 7:22.983	9 - 1:22.521	
5 - 1:30.806	10 - 1:21.501	
68	Russell SMALL	Jedi Mk 6
1 - X:00.000		
2 - 1:22.504		
3 - 1:21.441		
4 - 7:50.838		
77	Stuart ABBOTT	Jedi Mk 6
1 - X:00.000		
2 - 1:24.106		
3 - 1:21.411		
4 - 8:15.898		
5 - 1:24.073		
80	Jon HUNTER	Jedi Mk 4
1 - X:00.000	6 - 1:31.538	
2 - 1:30.821	7 - 1:31.674	
3 - 1:31.152	8 - 1:30.853	
4 - 7:39.698	9 - 1:30.265	
5 - 1:31.510		
87	Jenny ANDERSON	Jedi Mk6
1 - X:00.000	6 - 1:20.437	11 - 1:20.701
2 - 1:24.701	7 - 1:20.512	12 - 1:19.328
3 - 1:22.883	8 - 1:20.474	13 - 1:20.704
4 - 7:37.054	9 - 1:21.092	
5 - 1:20.740	10 - 1:21.761	

Weather/Track : Cloudy/Dry

BRSCC Jedi Championship LAP ANALYSIS

(contd.)

88	Chris ROBINSON	Jedi Mk6
1 - X:00.000	6 - 1:24.348	
2 - 1:28.703	7 - 1:24.515	
3 - 1:27.542	8 - 1:24.310	
4 - 7:11.852	9 - 1:24.070	
5 - 1:24.711		

Weather/Track : Cloudy/Dry

BRSCC Jedi Championship

GRID FOR RACE 9

ROW 15	1:32.834	46	1:33.462 DYSON
ROW 14	51 FORTUNE	41	1:32.456 STOKES
ROW 13	14 WALKER	50	1:31.103 COWELL
ROW 12	80 HUNTER	15	1:29.441 TURNER
ROW 11	25 REED	33	1:27.606 STAFFORD
ROW 10	19 MELROSE	37	1:27.017 ANDERSON
ROW 9	29 WARD	43	1:25.606 SMITH
ROW 8	11 CLARK	12	1:24.349 HURRAN
ROW 7	88 ROBINSON	9	1:23.934 MITCHAM
ROW 6	18 TILSON	54	1:23.307 CAMERON
ROW 5	7 LORD	56	1:21.501 COWELL
ROW 4	68 SMALL	77	1:21.411 ABBOTT
ROW 3	21 GITTINGS	28	1:20.937 SAWARD
ROW 2	4 BUTCHER	87	1:19.328 ANDERSON
ROW 1	3 REUBEN	17	1:18.916 PARRIS
POLE			

Weather/Track : Cloudy/Dry

Rockingham S Sport
Circuit Length = 1.9490 miles.
Start: 10:06 End: 10:30

These results are provisional until the conclusion of any judicial and technical matters.

Clerk of Course:	Stewards:	Timekeeper:
------------------	-----------	-------------

BRSCC Jedi Championship

RACE 9 RESULT

POS	NO	CL	NAME	NAT	ENTRY	TIME	LAPS	GAP	MPH	BEST
1	17	B	Brett PARRIS		Jedi Mk6	20:05.277	15		87.32	1:19.382
2	3	B	Nigel REUBEN		Jedi Mk 6	20:07.430	15	2.153	87.16	1:19.370
3	21	B	Richard GITTINGS		Jedi Mk4	20:27.395	15	22.118	85.74	1:19.833
4	4	B	Paul BUTCHER		Jedi Mk 6	20:36.223	15	30.946	85.13	1:21.039
5	28	B	Adam SAWARD		Jedi Mk 6	20:43.929	15	38.652	84.60	1:21.707
6	77	B	Stuart ABBOTT		Jedi Mk 6	20:44.324	15	39.047	84.58	1:21.666
7	87	B	Jenny ANDERSON		Jedi Mk6	20:47.817	15	42.540	84.34	1:20.708
8	56	B	Andrew COWELL		Jedi Mk6	21:05.929	15	1:00.652	83.13	1:22.327
9	18	B	David TILSON		Jedi Mk6	21:15.229	15	1:09.952	82.53	1:23.092
10	7	B	John LORD		Jedi Mk 6	21:23.077	15	1:17.800	82.02	1:23.328
11	29	B	Dax WARD		Jedi Mk4	21:25.403	15	1:20.126	81.87	1:24.225
12	9	A	Richard MITCHAM		Jedi Mk4	20:05.319	14	1 LAP	81.49	1:24.741
13	43	A	Jack SMITH		Jedi Mk 6	20:26.925	14	1 LAP	80.06	1:26.300
14	33	A	Trev STAFFORD		Jedi Mk 4	20:33.866	14	1 LAP	79.61	1:26.718
15	19	A	Russell MELROSE		Jedi Mk 4	20:34.595	14	1 LAP	79.56	1:26.622
16	25	B	Mike REED		Jedi Mk 6	21:02.595	14	1 LAP	77.80	1:27.493
17	50	B	Geoffrey COWELL		Jedi Mk6	21:18.335	14	1 LAP	76.84	1:28.792
18	15	B	Len TURNER		Jedi Mk 6	21:19.740	14	1 LAP	76.75	1:29.124
19	51	A	Marc FORTUNE		Jedi 600 CBR Mk4	20:22.147	13	2 LAPS	74.63	1:31.511
20	46	A	Vicky DYSON		Jedi Mk 4	20:22.630	13	2 LAPS	74.60	1:30.697
21	41	A	David STOKES		Jedi Mk4	20:24.707	13	2 LAPS	74.47	1:30.903

NOT CLASSIFIED

54	B	Tim CAMERON	Jedi Mk4	11:28.512	8	D.N.F.	81.52	1:23.817
11	A	Kieren CLARK	Jedi Mk 4	5:53.405	4	D.N.F.	79.41	1:25.134
12	B	Craig HURRAN	Jedi Mk4	5:54.558	4	D.N.F.	79.15	1:25.391
80	A	Jon HUNTER	Jedi Mk 4	3:17.157	2	D.N.F.	71.17	1:31.897
14	A	Adam WALKER	Jedi Mk4		0	D.N.F.	N/A	
68	B	Russell SMALL	Jedi Mk 6		0	D.N.F.	N/A	

FASTEST LAP

3	B	Nigel REUBEN	Jedi Mk 6	1:19.370	4	88.40mph	142.26kph
9	A	Richard MITCHAM	Jedi Mk4	1:24.741	7	82.79mph	133.25kph

Weather/Track : Bright/Dry

Rockingham S Sport
Circuit Length = 1.9490 miles.
Start: 13:57 End: 14:17

These results are provisional until the conclusion of any judicial and technical matters.

Clerk of Course:	Stewards:	Timekeeper:

BRSCC Jedi Championship

LAP CHART

Lap 1			Lap 2			Lap 3			Lap 4			Lap 5		
No	Behind	Laptime	No	Behind	Laptime	No	Behind	Laptime	No	Behind	Laptime	No	Behind	Laptime
3		1:25.792	3		1:19.392	3		1:19.519	3		1:19.370	3		1:19.930
17	0.653	1:26.445	17	0.832	1:19.571	17	0.695	1:19.382	17	0.763	1:19.438	17	0.494	1:19.661
21	1.624	1:27.416	21	2.497	1:20.265	21	2.811	1:19.833	21	3.767	1:20.326	21	4.681	1:20.844
56	4.079	1:29.871	4	6.257	1:21.413	4	7.777	1:21.039	4	9.845	1:21.438	4	11.529	1:21.614
4	4.236	1:30.028	28	7.736	1:22.113	28	9.924	1:21.707	28	12.297	1:21.743	28	14.601	1:22.234
77	4.920	1:30.712	77	8.084	1:22.556	77	10.584	1:22.019	77	12.880	1:21.666	77	15.067	1:22.117
28	5.015	1:30.807	56	8.451	1:23.764	56	11.259	1:22.327	56	14.598	1:22.709	56	17.305	1:22.637
54	6.630	1:32.422	54	11.055	1:23.817	54	15.668	1:24.132	54	21.624	1:25.326	54	27.449	1:25.755
7	8.935	1:34.727	7	15.022	1:25.479	7	20.314	1:24.811	7	24.272	1:23.328	7	27.696	1:23.354
18	9.206	1:34.998	18	15.466	1:25.652	18	20.957	1:25.010	18	25.726	1:24.139	18	29.014	1:22.478
29	9.575	1:35.367	29	16.228	1:26.045	29	22.455	1:25.746	87	26.466	1:21.988	18	30.007	1:24.211
12	10.185	1:35.977	12	16.910	1:26.117	12	22.782	1:25.391	29	28.134	1:25.049	29	33.169	1:24.965
9	10.628	1:36.420	9	17.546	1:26.310	11	23.361	1:25.134	11	29.332	1:25.341	9	35.374	1:25.108
11	10.864	1:36.656	11	17.746	1:26.274	9	23.640	1:25.613	9	30.196	1:25.926	43	39.764	1:26.681
43	11.539	1:37.331	43	18.875	1:26.728	87	23.848	1:21.985	12	30.485	1:27.073	19	42.745	1:27.335
19	12.283	1:38.075	19	20.269	1:27.378	43	26.083	1:26.727	43	33.013	1:26.300	33	44.586	1:27.792
33	13.041	1:38.833	33	21.069	1:27.420	19	27.393	1:26.643	19	35.340	1:27.317	25	53.850	1:28.635
15	16.729	1:42.521	87	21.382	1:22.868	33	28.855	1:27.305	33	36.724	1:27.239	15	1:03.579	1:31.897
25	17.063	1:42.855	25	28.040	1:30.369	25	36.170	1:27.649	25	45.145	1:28.345	50	1:04.133	1:31.747
50	17.706	1:43.498	15	28.152	1:30.815	15	40.282	1:31.649	15	51.612	1:30.700	41	1:16.230	1:35.871
87	17.906	1:43.698	50	29.380	1:31.066	50	40.961	1:31.100	50	52.316	1:30.725	46	1:17.217	1:37.130
80	19.468	1:45.260	80	31.973	1:31.897	46	46.740	1:33.015	46	1:00.017	1:32.647	51	1:19.812	1:36.529
46	20.268	1:46.060	46	33.244	1:32.368	41	47.838	1:33.215	41	1:00.289	1:31.821			
41	20.990	1:46.782	41	34.142	1:32.544	51	50.523	1:33.704	51	1:03.213	1:32.060			
51	22.971	1:48.763	51	36.338	1:32.759									

Weather/Track : Bright/Dry

Rockingham S Sport
 Circuit Length = 1.9490 miles.
 Start: 13:57 End: 14:17

BRSCC Jedi Championship

LAP CHART

(contd.)

Lap 6			Lap 7			Lap 8			Lap 9			Lap 10		
No	Behind	Laptime	No	Behind	Laptime	No	Behind	Laptime	No	Behind	Laptime	No	Behind	Laptime
3		1:20.247	3		1:20.339	3		1:21.301	17		1:19.818	17		1:19.968
17	0.453	1:20.206	17	1.278	1:21.164	17	0.154	1:20.177	3	0.738	1:20.710	3	0.679	1:19.909
21	5.045	1:20.611	21	5.943	1:21.237	15	1 LAP	1:31.358	21	9.159	1:23.093	25	1 LAP	1:29.871
4	13.679	1:22.397	41	1 LAP	1:33.090	50	1 LAP	1:31.310	15	1 LAP	1:31.344	21	11.350	1:22.159
28	16.203	1:21.849	46	1 LAP	1:32.958	21	6.038	1:21.396	50	1 LAP	1:30.900	4	20.980	1:22.955
77	16.838	1:22.018	51	1 LAP	1:31.511	4	16.135	1:22.497	4	17.993	1:21.830	50	1 LAP	1:28.792
56	19.645	1:22.587	4	14.939	1:21.599	28	19.194	1:22.586	28	21.370	1:22.148	28	24.431	1:23.029
87	30.806	1:22.039	28	17.909	1:22.045	77	19.599	1:22.439	77	21.721	1:22.094	77	24.613	1:22.860
7	33.694	1:26.245	77	18.461	1:21.962	41	1 LAP	1:34.408	56	27.210	1:23.897	15	1 LAP	1:31.163
54	34.064	1:26.862	56	21.798	1:22.492	46	1 LAP	1:33.822	87	34.558	1:23.125	56	30.804	1:23.562
18	34.378	1:24.618	87	31.777	1:21.310	51	1 LAP	1:33.344	46	1 LAP	1:32.875	87	36.105	1:21.515
29	37.917	1:24.995	7	37.153	1:23.798	56	23.285	1:22.788	51	1 LAP	1:32.970	18	47.639	1:23.612
9	39.911	1:24.784	18	38.508	1:24.469	87	31.405	1:20.929	41	1 LAP	1:35.208	46	1 LAP	1:32.782
43	46.375	1:26.858	54	39.244	1:25.519	7	40.024	1:24.172	18	43.995	1:23.668	51	1 LAP	1:32.277
19	49.760	1:27.262	29	42.058	1:24.480	18	40.299	1:23.092	7	45.170	1:25.118	41	1 LAP	1:32.435
33	52.045	1:27.706	9	44.313	1:24.741	54	42.622	1:24.679	29	50.032	1:24.693	7	49.996	1:24.794
25	1:02.248	1:28.645	43	52.678	1:26.642	29	45.311	1:24.554	9	52.938	1:25.109	29	55.607	1:25.543
15	1:14.165	1:30.833	19	56.043	1:26.622	9	47.801	1:24.789	43	1:04.999	1:27.034	9	58.188	1:25.218
50	1:14.688	1:30.802	33	59.326	1:27.620	43	57.937	1:26.560	19	1:10.270	1:27.996	43	1:11.894	1:26.863
			25	1:10.029	1:28.120	19	1:02.246	1:27.504	33	1:12.487	1:26.959	19	1:17.260	1:26.958
						33	1:05.500	1:27.475				33	1:19.237	1:26.718
						25	1:16.239	1:27.511						

Weather/Track : Bright/Dry

Rockingham S Sport
 Circuit Length = 1.9490 miles.
 Start: 13:57 End: 14:17

BRSCC Jedi Championship

LAP CHART

(contd.)

Lap 11			Lap 12			Lap 13			Lap 14			Lap 15		
No	Behind	Laptime	No	Behind	Laptime	No	Behind	Laptime	No	Behind	Laptime	No	Behind	Laptime
17		1:19.494	17		1:20.108	17		1:19.559	17		1:20.251	17		1:20.035
3	1.023	1:19.838	3	0.960	1:20.045	3	1.394	1:19.993	3	2.158	1:21.015	9	1 LAP	1:25.098
21	13.805	1:21.949	19	1 LAP	1:27.743	43	1 LAP	1:27.412	51	2 LAPS	1:32.324	3	2.153	1:20.030
25	1 LAP	1:29.577	33	1 LAP	1:27.221	19	1 LAP	1:27.698	46	2 LAPS	1:32.367	51	2 LAPS	1:31.512
4	23.424	1:21.938	21	15.983	1:22.286	33	1 LAP	1:26.718	41	2 LAPS	1:32.503	46	2 LAPS	1:31.197
77	27.763	1:22.644	4	25.036	1:21.720	21	18.900	1:22.476	43	1 LAP	1:26.808	41	2 LAPS	1:30.903
28	27.936	1:22.999	25	1 LAP	1:31.076	4	27.364	1:21.887	21	20.834	1:22.185	43	1 LAP	1:27.814
50	1 LAP	1:29.144	28	29.770	1:21.942	28	32.666	1:22.455	33	1 LAP	1:27.495	21	22.118	1:21.319
56	35.958	1:24.648	77	30.296	1:22.641	77	33.061	1:22.324	19	1 LAP	1:28.872	33	1 LAP	1:27.365
15	1 LAP	1:29.364	87	39.261	1:21.708	25	1 LAP	1:32.491	4	29.399	1:22.286	19	1 LAP	1:27.192
87	37.661	1:21.050	56	40.137	1:24.287	87	40.753	1:21.051	28	36.214	1:23.799	4	30.946	1:21.582
18	52.665	1:24.520	50	1 LAP	1:29.983	56	47.051	1:26.473	77	36.409	1:23.599	28	38.652	1:22.473
7	57.628	1:27.126	15	1 LAP	1:29.124	50	1 LAP	1:29.794	87	41.867	1:21.365	77	39.047	1:22.673
51	1 LAP	1:32.822	18	56.776	1:24.219	15	1 LAP	1:29.622	25	1 LAP	1:29.958	87	42.540	1:20.708
29	1:01.944	1:25.831	7	1:02.800	1:25.280	18	1:01.254	1:24.037	56	54.198	1:27.398	25	1 LAP	1:27.493
46	1 LAP	1:34.712	29	1:06.679	1:24.843	7	1:08.080	1:24.839	50	1 LAP	1:29.480	56	1:00.652	1:26.489
41	1 LAP	1:33.849	9	1:09.880	1:26.004	29	1:11.664	1:24.544	15	1 LAP	1:30.142	18	1:09.952	1:24.637
9	1:03.984	1:25.290	51	1 LAP	1:31.572	9	1:15.230	1:24.909	18	1:05.350	1:24.347	50	1 LAP	1:29.994
43	1:19.567	1:27.167	46	1 LAP	1:30.697				7	1:13.226	1:25.397	15	1 LAP	1:29.208
			41	1 LAP	1:32.078				29	1:15.936	1:24.523	7	1:17.800	1:24.609
												29	1:20.126	1:24.225

Weather/Track : Bright/Dry

Rockingham S Sport
 Circuit Length = 1.9490 miles.
 Start: 13:57 End: 14:17

Mini Se7en Challenge

QUALIFYING FOR RACE 2

POS	NO	CL	NAME	NAT	ENTRY	TIME	LAPS	GAP	MPH
1	2		Andrew DEVINY		Mini Se7en	1:43.222	9		67.97
2	1		Paul THOMPSON		Mini Se7en	1:43.490	9	0.268	67.79
3	37		Gareth HUNT		Mini Se7en	1:43.532	9	0.310	67.77
4	46		Max HUNTER		Rover Mini	1:43.686	9	0.464	67.67
5	7		Alan LETTS		Mini Se7en	1:44.256	9	1.034	67.30
6	53		Niven BURGE		Altered Image Coachworks Mini 7	1:44.696	3	1.474	67.01
7	5		Kane ASTIN		Mini Se7en	1:44.725	9	1.503	66.99
8	3		Geoff LETTS		Mini Se7en	1:44.740	9	1.518	66.98
9	98		Mark SMITH		Rightline Mini Se7en	1:44.798	8	1.576	66.95
10	71		Dick HUNTER		Rover Mini	1:44.861	9	1.639	66.91
11	23		Ricky HORNE		Spot-On-Mini Spot-On 06	1:44.980	6	1.758	66.83
12	34		Anthony TOWEY		Austin Mini	1:45.352	9	2.130	66.60
13	24		James bowers COULSON		Mini Se7en	1:45.383	9	2.161	66.58
14	21		Paul CLARK		Spot On Minis Se7en	1:45.422	9	2.200	66.55
15	22		Graeme DAVIS		Mini Se7en	1:45.469	9	2.247	66.52
16	77	S	Tristen KNIGHT		Rover Mini 7	1:45.762	9	2.540	66.34
17	8		Damon ASTIN		Mini Se7en	1:45.941	9	2.719	66.22
18	35		Paul SPARK		Mini Se7en	1:46.317	8	3.095	65.99
19	50		Ian DEVINY		Mini Se7en	1:46.335	9	3.113	65.98
20	26		Lee JONES		Mini Cooper Selby	1:46.810	8	3.588	65.69
21	15		Steven BAKER		Rover Mini Se7en	1:46.903	7	3.681	65.63
22	60		Malcolm KEAT		Mini Saloon	1:47.562	9	4.340	65.23
23	20		Darren THOMAS		Rover Mini 7	1:47.862	9	4.640	65.05
24	99	S	Tim JOSLYN		Rover Mini	1:49.040	7	5.818	64.34
25	52	S	Nathan BURGE		Altered Image Coachworks Mini 7	1:51.498	8	8.276	62.92
26	47		Kelvin john EDGAR		Mini Se7en	1:53.176	8	9.954	61.99

Weather/Track : Sunny Dry

Rockingham S Sport
Circuit Length = 1.9490 miles.
Start: 10:23 End: 10:45

These results are provisional until the conclusion of any judicial and technical matters.

Clerk of Course:	Stewards:	Timekeeper:

Mini Se7en Challenge

LAP ANALYSIS

1	Paul THOMPSON	Mini Se7en
1 -	X:00.000	6 - 1:43.505
2 -	7:49.422	7 - 1:43.855
3 -	1:44.404	8 - 1:43.852
4 -	1:44.120	9 - 2:02.812P
5 -	1:43.490	
2	Andrew DEVINY	Mini Se7en
1 -	X:00.000	6 - 1:43.320D
2 -	1:44.444	7 - 1:43.222
3 -	8:09.909	8 - 1:43.685
4 -	1:43.922	9 - 2:05.101
5 -	1:43.541	
3	Geoff LETTS	Mini Se7en
1 -	X:00.000	6 - 1:45.530
2 -	8:52.110	7 - 1:45.432
3 -	1:46.074	8 - 1:44.740
4 -	1:44.874	9 - 1:45.381
5 -	1:44.953	
5	Kane ASTIN	Mini Se7en
1 -	X:00.000	6 - 1:44.890
2 -	8:41.101	7 - 1:45.811
3 -	1:44.967	8 - 1:44.725
4 -	1:45.016	9 - 1:45.007
5 -	1:46.129	
7	Alan LETTS	Mini Se7en
1 -	X:00.000	6 - 1:44.852
2 -	8:38.028	7 - 1:45.020
3 -	1:45.609	8 - 1:44.256
4 -	1:45.451	9 - 1:44.594
5 -	1:45.526	
8	Damon ASTIN	Mini Se7en
1 -	X:00.000	6 - 1:45.941
2 -	8:38.883	7 - 1:47.097
3 -	1:46.670	8 - 1:46.490
4 -	1:47.385	9 - 1:48.001
5 -	1:45.955	
15	Steven BAKER	Rover Mini Se7en
1 -	X:00.000	6 - 1:47.661
2 -	8:40.514	7 - 1:47.214
3 -	1:47.999	
4 -	1:46.903	
5 -	1:47.297	

Weather/Track : Sunny Dry

Mini Se7en Challenge LAP ANALYSIS

(contd.)

16	James WINNIFRITH	Mini Se7en
<p>1 - X:00.000 6 - 1:47.862 2 - 8:38.928 7 - 1:49.449 3 - 1:48.321 8 - 1:49.460 4 - 1:51.302 9 - 1:49.420 5 - 1:48.522</p>		
20	Darren THOMAS	Rover Mini 7
<p>1 - X:00.000 6 - 1:45.989 2 - 7:53.957 7 - 1:52.740 3 - 1:45.422 8 - 1:46.022 4 - 1:45.636 9 - 1:50.293 5 - 1:45.656</p>		
21	Paul CLARK	Spot On Minis Se7en
<p>1 - X:00.000 6 - 1:46.144 2 - 7:47.770 7 - 1:45.469 3 - 1:46.367 8 - 1:45.512 4 - 1:47.931 9 - 1:45.792 5 - 1:45.908</p>		
22	Graeme DAVIS	Mini Se7en
<p>1 - X:00.000 6 - 1:46.566 2 - 7:44.515 3 - 1:44.980 4 - 1:45.132 5 - 1:46.308</p>		
23	Ricky HORNE	Spot-On-Mini Spot-On 06
<p>1 - X:00.000 6 - 1:45.770 2 - 7:55.225 7 - 1:45.641 3 - 1:45.780 8 - 1:47.348 4 - 1:46.023 9 - 1:45.439 5 - 1:45.383</p>		
24	James bowers COULSON	Mini Se7en
<p>1 - X:00.000 6 - 1:46.927 2 - 8:44.886 7 - 2:04.794P 3 - 1:46.810 8 - 3:04.528 4 - 1:47.143 5 - 1:47.158</p>		
26	Lee JONES	Mini Cooper Selby
<p>1 - X:00.000 6 - 1:46.927 2 - 8:44.886 7 - 2:04.794P 3 - 1:46.810 8 - 3:04.528 4 - 1:47.143 5 - 1:47.158</p>		

Weather/Track : Sunny Dry

Rockingham S Sport
 Circuit Length = 1.9490 miles.
 Start: 10:23 End: 10:45

Mini Se7en Challenge LAP ANALYSIS

(contd.)

34	Anthony TOWEY	Austin Mini
1 - X:00.000	6 - 1:46.309	
2 - 8:34.724	7 - 1:46.798	
3 - 1:46.492	8 - 1:46.985	
4 - 1:45.352	9 - 1:47.540	
5 - 1:45.551		
35	Paul SPARK	Mini Se7en
1 - X:00.000	6 - 2:19.716	
2 - 8:33.028	7 - 1:46.317	
3 - 1:46.608	8 - 1:48.732	
4 - 1:46.931		
5 - 1:55.999P		
37	Gareth HUNT	Mini Se7en
1 - X:00.000	6 - 1:43.864	
2 - 8:41.454	7 - 1:45.660	
3 - 1:43.532	8 - 1:45.877	
4 - 1:44.339	9 - 1:44.021	
5 - 1:44.363		
46	Max HUNTER	Rover Mini
1 - X:00.000	6 - 1:43.805	
2 - 7:27.180	7 - 1:43.875	
3 - 1:44.745	8 - 1:43.837	
4 - 1:43.686	9 - 1:49.535	
5 - 1:44.097		
47	Kelvin john EDGAR	Mini Se7en
1 - X:00.000	6 - 1:54.839	
2 - 8:10.971	7 - 2:01.309	
3 - 1:54.967	8 - 1:54.843	
4 - 1:58.160		
5 - 1:53.176		
50	Ian DEVINY	Mini Se7en
1 - X:00.000	6 - 1:46.385	
2 - 8:00.821	7 - 1:47.714	
3 - 1:47.187	8 - 1:46.335	
4 - 1:46.832	9 - 1:46.579	
5 - 1:46.770		
52	Nathan BURGE	Altered Image Coachworks Mini 7
1 - X:00.000	6 - 2:37.645P	
2 - 8:15.900	7 - 2:08.284	
3 - 1:55.503	8 - 1:54.602	
4 - 1:54.729		
5 - 1:51.498		

Weather/Track : Sunny Dry

Mini Se7en Challenge LAP ANALYSIS

(contd.)

53	Niven BURGE	Altered Image Coachworks Mini 7
1 - X:00.000 2 - 1:45.326 3 - 1:44.696		
60	Malcolm KEAT	Mini Saloon
1 - X:00.000 6 - 1:48.143 2 - 8:28.406 7 - 1:47.956 3 - 1:48.784 8 - 1:49.430 4 - 1:48.411 9 - 1:48.258 5 - 1:47.562		
71	Dick HUNTER	Rover Mini
1 - X:00.000 6 - 1:45.997 2 - 7:12.612 7 - 1:45.224 3 - 1:44.861 8 - 1:45.753 4 - 1:45.122 9 - 1:45.068 5 - 1:45.285		
77	Tristen KNIGHT	Rover Mini 7
1 - X:00.000 6 - 1:45.762 2 - 8:02.232 7 - 1:48.837 3 - 1:46.738 8 - 1:45.935 4 - 1:47.503 9 - 1:48.303 5 - 1:47.271		
98	Mark SMITH	Rightline Mini Se7en
1 - X:00.000 6 - 2:58.543 2 - 8:15.404 7 - 1:45.027 3 - 1:44.798 8 - 1:45.434 4 - 1:45.031 5 - 1:45.116		
99	Tim JOSLYN	Rover Mini
1 - X:00.000 6 - 1:49.040 2 - 8:00.251 7 - 1:51.297 3 - 1:50.117 4 - 1:53.056 5 - 1:52.317		


Weather/Track : Sunny Dry

Mini Se7en Challenge

GRID FOR RACE 2

ROW 14		16 WINNIFRITH	
ROW 13	47 EDGAR		52 BURGE
ROW 12	99 JOSLYN	20 THOMAS	
ROW 11	60 KEAT		15 BAKER
ROW 10	26 JONES	50 DEVINY	
ROW 9	35 SPARK		8 ASTIN
ROW 8	77 KNIGHT	22 DAVIS	
ROW 7	21 CLARK		24 COULSON
ROW 6	34 TOWEY	23 HORNE	
ROW 5	71 HUNTER		98 SMITH
ROW 4	3 LETTS	5 ASTIN	
ROW 3	53 BURGE		7 LETTS
ROW 2	46 HUNTER	37 HUNT	
ROW 1	1 THOMPSON		2 DEVINY

POLE



Weather/Track : Bright/Dry

Rockingham S Sport
Circuit Length = 1.9490 miles.
Start: 10:23 End: 10:45

These results are provisional until the conclusion of any judicial and technical matters.

Clerk of Course:	Stewards:	Timekeeper:
------------------	-----------	-------------

Mini Se7en Challenge

RACE 2 RESULT - AMENDED

POS	NO	CL	NAME	NAT	ENTRY	TIME	LAPS	GAP	MPH	BEST
1	2		Andrew DEVINY		Mini Se7en	21:04.272	12		66.59	1:44.152
2	46		Max HUNTER		Rover Mini	21:04.732	12	0.460	66.57	1:43.244
3	3		Geoff LETTS		Mini Se7en	21:14.388	12	10.116	66.06	1:44.259
4	37		Gareth HUNT		Mini Se7en	21:20.584	12	16.312	65.74	1:44.064
5	78		Paul MCGARRY		Mini Se7en	21:21.494	12	17.222	65.70	1:43.516
6	71		Dick HUNTER		Rover Mini	21:21.497	12	17.225	65.70	1:44.351
7	53		Niven BURGE		Altered Image Coachworks Mini 7	21:21.974	12	17.702	65.67	1:44.588
8	7		Alan LETTS		Mini Se7en	21:27.298	12	23.026	65.40	1:45.324
9	98		Mark SMITH		Rightline Mini Se7en	21:28.751	12	24.479	65.33	1:45.439
10	5		Kane ASTIN		Mini Se7en	21:32.769	12	28.497	65.12	1:45.127
11	8		Damon ASTIN		Mini Se7en	21:42.385	12	38.113	64.64	1:46.187
12	50		Ian DEVINY		Mini Se7en	21:43.203	12	38.931	64.60	1:46.072
13	35		Paul SPARK		Mini Se7en	21:44.191	12	39.919	64.55	1:46.742
14	24		James bowers COULSON		Mini Se7en	21:45.116	12	40.844	64.51	1:46.736
15	15		Steven BAKER		Rover Mini Se7en	22:02.484	12	58.212	63.66	1:47.736
16	52	S	Nathan BURGE		Altered Image Coachworks Mini 7	22:16.897	12	1:12.625	62.97	1:48.251
17	20		Darren THOMAS		Rover Mini 7	22:17.007	12	1:12.735	62.97	1:49.068
18	60		Malcolm KEAT		Mini Saloon	22:19.295	12	1:15.023	62.86	1:49.119
19	47		Kelvin john EDGAR		Mini Se7en	21:36.678	11	1 LAP	59.52	1:54.425
20	77	S	Tristen KNIGHT		Rover Mini 7	22:06.984	11	1 LAP	58.16	1:45.979

NOT CLASSIFIED

22			Graeme DAVIS		Mini Se7en	18:02.840	10	D.N.F.	64.79	1:45.438
1			Paul THOMPSON		Mini Se7en	14:07.167	8	D.N.F.	66.25	1:43.864
99	S		Tim JOSLYN		Rover Mini	11:19.772	6	D.N.F.	61.93	1:50.200
21			Paul CLARK		Spot On Minis Se7en	7:20.071	4	D.N.F.	63.77	1:45.372
26			Lee JONES		Mini Cooper Selby	5:35.649	3	D.N.F.	62.71	1:47.507
16			James WINNIFRITH		Mini Se7en	4:12.796	2	D.N.F.	55.51	2:06.462

FASTEST LAP

46			Max HUNTER		Rover Mini	1:43.244	2	67.95mph	109.37kph	
77	S		Tristen KNIGHT		Rover Mini 7	1:45.979	2	66.20mph	106.54kph	

Weather/Track : Bright/Dry

Rockingham S Sport
Circuit Length = 1.9490 miles.
Start: 16:07 End: 16:28

These results are provisional until the conclusion of any judicial and technical matters.

Clerk of Course:	Stewards:	Timekeeper:
------------------	-----------	-------------

Mini Se7en Challenge

LAP CHART

Lap 1			Lap 2			Lap 3			Lap 4			Lap 5		
No	Behind	Laptime	No	Behind	Laptime	No	Behind	Laptime	No	Behind	Laptime	No	Behind	Laptime
2		1:52.798	2		1:44.152	2		1:44.194	2		1:44.375	2		1:44.379
1	1.120	1:53.918	1	0.832	1:43.864	46	1.269	1:44.294	46	1.429	1:44.535	46	1.528	1:44.478
37	1.876	1:54.674	46	1.169	1:43.244	1	1.839	1:45.201	1	2.034	1:44.570	1	1.957	1:44.302
46	2.077	1:54.875	3	3.600	1:44.782	37	4.320	1:44.708	37	4.009	1:44.064	37	4.188	1:44.558
3	2.970	1:55.768	37	3.806	1:46.082	3	4.890	1:45.484	3	4.774	1:44.259	3	5.066	1:44.671
71	3.209	1:56.007	71	4.257	1:45.200	71	5.208	1:45.145	71	5.184	1:44.351	71	6.148	1:45.343
5	3.673	1:56.471	5	4.648	1:45.127	53	7.041	1:46.303	78	6.487	1:43.516	78	6.417	1:44.309
53	3.871	1:56.669	53	4.932	1:45.213	5	7.199	1:46.745	53	7.668	1:45.002	53	7.877	1:44.588
22	4.467	1:57.265	22	5.753	1:45.438	78	7.346	1:44.953	5	8.264	1:45.440	5	9.757	1:45.872
7	4.968	1:57.766	7	6.140	1:45.324	22	8.109	1:46.550	22	9.862	1:46.128	22	11.796	1:46.313
21	5.532	1:58.330	78	6.587	1:44.436	7	8.545	1:46.599	7	10.187	1:46.017	7	12.197	1:46.389
98	5.813	1:58.611	21	6.752	1:45.372	98	9.619	1:46.440	98	11.165	1:45.921	98	12.509	1:45.723
35	5.912	1:58.710	98	7.373	1:45.712	21	9.621	1:47.063	35	14.077	1:47.277	35	17.216	1:47.518
78	6.303	1:59.101	35	8.502	1:46.742	35	11.175	1:46.867	21	14.552	1:49.306	24	17.662	1:47.033
24	6.419	1:59.217	77	8.702	1:45.979	77	11.925	1:47.417	77	14.731	1:47.181	8	17.955	1:47.032
77	6.875	1:59.673	24	9.291	1:47.024	24	12.374	1:47.277	24	15.008	1:47.009	77	18.972	1:48.620
26	7.714	2:00.512	8	10.350	1:46.516	8	12.739	1:46.583	8	15.302	1:46.938	50	19.357	1:47.981
8	7.986	2:00.784	26	11.069	1:47.507	50	14.058	1:46.874	50	15.755	1:46.072	15	31.845	1:48.288
50	8.555	2:01.353	50	11.378	1:46.975	26	14.505	1:47.630	15	27.936	1:51.059	20	32.839	1:49.068
20	9.271	2:02.069	20	14.664	1:49.545	20	20.693	1:50.223	20	28.150	1:51.832	99	36.739	1:50.534
60	10.010	2:02.808	60	14.989	1:49.131	15	21.252	1:48.803	99	30.584	1:50.585	62	39.831	1:49.704
99	11.987	2:04.785	15	16.643	1:47.736	99	24.374	1:50.200	60	34.148	1:49.119	50	41.092	1:51.323
15	13.059	2:05.857	99	18.368	1:50.533	52	26.753	1:51.952	52	34.506	1:52.128	47	1:02.512	1:57.238
16	13.664	2:06.462	52	18.995	1:49.443	60	29.404	1:58.609	47	49.653	1:56.168			
52	13.704	2:06.502	47	25.960	1:54.653	47	37.860	1:56.094						
47	15.459	2:08.257	16	35.846	2:06.334P									

Weather/Track : Bright/Dry

Rockingham S Sport
 Circuit Length = 1.9490 miles.
 Start: 16:07 End: 16:28

Mini Se7en Challenge

LAP CHART

(contd.)

Lap 6			Lap 7			Lap 8			Lap 9			Lap 10		
No	Behind	Laptime	No	Behind	Laptime	No	Behind	Laptime	No	Behind	Laptime	No	Behind	Laptime
2		1:44.541	2		1:44.875	2		1:44.782	2		1:44.892	2		1:44.937
46	1.700	1:44.713	46	1.193	1:44.368	46	0.914	1:44.503	46	1.007	1:44.985	46	1.481	1:45.411
1	3.052	1:45.636	1	2.980	1:44.803	1	3.071	1:44.873	3	7.476	1:45.806	47	1 LAP	1:58.980
37	4.569	1:44.922	3	5.963	1:45.283	3	6.562	1:45.381	78	10.979	1:49.042	3	8.686	1:46.147
3	5.555	1:45.030	37	6.715	1:47.021	78	6.829	1:44.840	37	11.187	1:47.775	37	12.944	1:46.694
78	6.442	1:44.566	78	6.771	1:45.204	37	8.304	1:46.371	71	11.923	1:46.611	71	13.410	1:46.424
71	7.224	1:45.617	71	8.298	1:45.949	71	10.204	1:46.688	53	12.372	1:46.299	53	13.965	1:46.530
53	8.714	1:45.378	53	9.170	1:45.331	53	10.965	1:46.577	5	18.966	1:47.582	78	14.875	1:48.833
5	11.360	1:46.144	5	13.519	1:47.034	5	16.276	1:47.539	7	21.263	1:46.286	5	20.580	1:46.551
22	14.485	1:47.230	98	17.568	1:47.547	98	19.226	1:46.440	98	21.988	1:47.654	7	21.965	1:45.639
98	14.896	1:46.928	22	17.919	1:48.309	7	19.869	1:46.281	22	25.546	1:48.442	98	22.490	1:45.439
7	15.175	1:47.519	7	18.370	1:48.070	22	21.996	1:48.859	8	30.368	1:46.187	22	28.915	1:48.306
35	21.584	1:48.909	35	24.477	1:47.768	8	29.073	1:49.080	35	32.483	1:48.249	8	32.308	1:46.877
8	21.923	1:48.509	8	24.775	1:47.727	35	29.126	1:49.431	50	32.755	1:47.689	50	35.852	1:48.034
77	22.512	1:48.081	50	25.395	1:47.277	50	29.958	1:49.345	24	35.441	1:47.529	35	36.051	1:48.505
50	22.993	1:48.177	24	30.077	1:47.011	24	32.804	1:47.509	15	45.780	1:48.562	24	37.365	1:46.861
24	27.941	1:54.820	15	38.236	1:48.020	15	42.110	1:48.656	20	55.370	1:51.332	15	49.403	1:48.560
15	35.091	1:47.787	20	42.897	1:50.344	20	48.930	1:50.815	52	58.454	1:50.190	20	1:01.447	1:51.014
20	37.428	1:49.130	77	44.307	2:06.670P	52	53.156	1:49.729	60	1:00.635	1:50.104	52	1:02.745	1:49.228
52	43.541	1:48.251	52	48.209	1:49.543	60	55.423	1:50.082	77	1:38.818	1:47.908	60	1:04.831	1:49.133
99	45.333	1:53.135	60	50.123	1:49.217	47	1:33.968	1:55.228						
60	45.781	1:49.230	47	1:23.522	1:54.425	77	1:35.802	2:36.277						
47	1:13.972	1:56.001												

Weather/Track : Bright/Dry

Rockingham S Sport
 Circuit Length = 1.9490 miles.
 Start: 16:07 End: 16:28

Mini Se7en Challenge

LAP CHART

(contd.)

Lap 11			Lap 12			Lap 13			Lap 14			Lap 15		
No	Behind	Laptime	No	Behind	Laptime	No	Behind	Laptime	No	Behind	Laptime	No	Behind	Laptime
2		1:45.593	2		1:44.754									
46	0.756	1:44.868	46	0.460	1:44.458									
3	8.760	1:45.667	3	10.116	1:46.110									
47	1 LAP	1:54.865	37	16.312	1:45.909									
71	14.851	1:47.034	78	17.222	1:46.402									
37	15.157	1:47.806	71	17.225	1:47.128									
53	15.393	1:47.021	53	17.702	1:47.063									
78	15.574	1:46.292	7	23.026	1:45.502									
5	21.873	1:46.886	98	24.479	1:46.233									
7	22.278	1:45.906	5	28.497	1:51.378									
98	23.000	1:46.103	47	1 LAP	2:04.769									
8	34.620	1:47.905	8	38.113	1:48.247									
50	36.873	1:46.614	50	38.931	1:46.812									
35	37.525	1:47.067	35	39.919	1:47.148									
24	38.862	1:47.090	24	40.844	1:46.736									
15	52.779	1:48.969	15	58.212	1:50.187									
77	1 LAP	2:50.114	77	1 LAP	1:49.064									
20	1:06.618	1:50.764	20	1:12.735	1:50.871									
52	1:07.005	1:49.853	52	1:12.625	1:50.374									
60	1:09.492	1:50.254	60	1:15.023	1:50.285									

Weather/Track : Bright/Dry


Rockingham S Sport
 Circuit Length = 1.9490 miles.
 Start: 16:07 End: 16:28

Mini Se7en Challenge

GRID FOR RACE 10 - AMENDED

ROW 14		16	WINNIFRITH	
ROW 13		47	1:54.839 EDGAR	52 1:54.602 BURGE
ROW 12	99	1:50.117 JOSLYN	20	1:48.321 THOMAS
ROW 11		60	1:47.956 KEAT	15 1:47.214 BAKER
ROW 10	26	1:46.927 JONES	35	1:46.608 SPARK
ROW 9		50	1:46.385 DEVINY	8 1:45.955 ASTIN
ROW 8	77	1:45.935 KNIGHT	21	1:45.636 CLARK
ROW 7		34	1:45.551 TOWEY	22 1:45.512 DAVIS
ROW 6	24	1:45.439 COULSON	53	1:45.326 BURGE
ROW 5		23	1:45.132 HORNE	71 1:45.068 HUNTER
ROW 4	98	1:45.027 SMITH	5	1:44.890 ASTIN
ROW 3		3	1:44.874 LETTIS	7 1:44.594 LETTIS
ROW 2	37	1:43.864 HUNT	46	1:43.805 HUNTER
ROW 1		1	1:43.505 THOMPSON	2 1:43.320 DEVINY

POLE



Weather/Track : Bright/Dry

Rockingham S Sport
Circuit Length = 1.9490 miles.
Start: 16:07 End: 16:28

These results are provisional until the conclusion of any judicial and technical matters.

Clerk of Course:	Stewards:	Timekeeper:
------------------	-----------	-------------

Mini Se7en Challenge

RACE 10 RESULT

POS	NO	CL	NAME	NAT	ENTRY	TIME	LAPS	GAP	MPH	BEST
1	2		Andrew DEVINY		Mini Se7en	19:57.668	10		58.58	1:43.730
2	46		Max HUNTER		Rover Mini	19:58.321	10	0.653	58.55	1:43.925
3	3		Geoff LETTS		Mini Se7en	20:02.383	10	4.715	58.35	1:44.648
4	7		Alan LETTS		Mini Se7en	20:02.974	10	5.306	58.32	1:44.415
5	37		Gareth HUNT		Mini Se7en	20:02.994	10	5.326	58.32	1:44.011
6	1		Paul THOMPSON		Mini Se7en	20:03.699	10	6.031	58.29	1:44.478
7	53		Niven BURGE		Altered Image Coachworks Mini 7	20:04.075	10	6.407	58.27	1:44.174
8	21		Paul CLARK		Spot On Minis Se7en	20:11.970	10	14.302	57.89	1:44.756
9	5		Kane ASTIN		Mini Se7en	20:12.323	10	14.655	57.87	1:45.325
10	23		Ricky HORNE		Spot-On-Mini Spot-On 06	20:12.988	10	15.320	57.84	1:45.395
11	98		Mark SMITH		Rightline Mini Se7en	20:15.411	10	17.743	57.72	1:45.862
12	78		Paul MCGARRY		Mini Se7en	20:15.496	10	17.828	57.72	1:44.125
13	24		James bowers COULSON		Mini Se7en	20:16.250	10	18.582	57.68	1:45.659
14	34		Anthony TOWEY		Austin Mini	20:19.143	10	21.475	57.55	1:45.989
15	22		Graeme DAVIS		Mini Se7en	20:25.230	10	27.562	57.26	1:45.528
16	35		Paul SPARK		Mini Se7en	20:26.505	10	28.837	57.20	1:47.314
17	50		Ian DEVINY		Mini Se7en	20:27.331	10	29.663	57.16	1:46.186
18	77	S	Tristen KNIGHT		Rover Mini 7	20:28.019	10	30.351	57.13	1:47.264
19	15		Steven BAKER		Rover Mini Se7en	20:28.549	10	30.881	57.11	1:46.521
20	52	S	Nathan BURGE		Altered Image Coachworks Mini 7	20:40.863	10	43.195	56.54	1:48.872
21	20		Darren THOMAS		Rover Mini 7	20:40.933	10	43.265	56.54	1:48.180
22	99	S	Tim JOSLYN		Rover Mini	20:52.243	10	54.575	56.03	1:50.636
23	60		Malcolm KEAT		Mini Saloon	20:52.617	10	54.949	56.01	1:50.092
24	47		Kelvin john EDGAR		Mini Se7en	21:08.293	10	1:10.625	55.32	1:53.416
25	71		Dick HUNTER		Rover Mini	20:17.796	9	1 LAP	51.85	1:44.568

NOT CLASSIFIED

16			James WINNIFRITH		Mini Se7en	15:26.941	7	D.N.F.	52.98	1:47.102
8			Damon ASTIN		Mini Se7en	11:27.876	5	D.N.F.	51.00	1:59.665
26			Lee JONES		Mini Cooper Selby		0	D.N.F.	N/A	

FASTEST LAP

2			Andrew DEVINY		Mini Se7en	1:43.730	9	67.64mph	108.85kph	
77	S		Tristen KNIGHT		Rover Mini 7	1:47.264	8	65.41mph	105.27kph	

Weather/Track : Cloudy/Dry

Rockingham S Sport
Circuit Length = 1.9490 miles.
Start: 14:32 End: 14:52

These results are provisional until the conclusion of any judicial and technical matters.

Clerk of Course:	Stewards:	Timekeeper:

Mini Se7en Challenge

LAP CHART

Lap 1			Lap 2			Lap 3			Lap 4			Lap 5		
No	Behind	Laptime	No	Behind	Laptime	No	Behind	Laptime	No	Behind	Laptime	No	Behind	Laptime
2		1:51.004	2		2:05.455	2		2:14.223	2		2:32.377	2		2:33.754
3	1.933	1:52.937	3	0.758	2:04.280	3	0.734	2:14.199	3	0.741	2:32.384	3	0.624	2:33.637
1	2.280	1:53.284	1	1.242	2:04.417	1	1.396	2:14.377	1	1.318	2:32.299	1	1.303	2:33.739
46	2.435	1:53.439	46	1.484	2:04.504	46	1.783	2:14.522	46	1.665	2:32.259	46	1.423	2:33.512
7	2.757	1:53.761	7	1.783	2:04.481	7	2.141	2:14.581	7	2.107	2:32.343	7	1.969	2:33.616
53	3.110	1:54.114	53	2.260	2:04.605	53	2.718	2:14.681	53	2.541	2:32.200	53	2.302	2:33.515
37	3.778	1:54.782	37	3.193	2:04.870	37	3.245	2:14.275	37	3.093	2:32.225	37	3.491	2:34.152
71	4.623	1:55.627	71	4.059	2:04.891	71	3.683	2:13.847	71	4.015	2:32.709	71	4.006	2:33.745
5	5.077	1:56.081	5	5.149	2:05.527	5	4.292	2:13.366	5	4.774	2:32.859	5	4.827	2:33.807
21	5.454	1:56.458	21	5.680	2:05.681	21	4.905	2:13.448	21	5.267	2:32.739	21	5.617	2:34.104
22	6.114	1:57.118	22	6.361	2:05.702	22	5.398	2:13.260	22	5.687	2:32.666	22	6.272	2:34.339
23	6.358	1:57.362	23	7.025	2:06.122	23	6.067	2:13.265	23	6.431	2:32.741	23	6.825	2:34.148
98	6.937	1:57.941	98	7.951	2:06.469	98	7.156	2:13.428	98	7.515	2:32.736	98	7.643	2:33.882
24	7.296	1:58.300	24	9.009	2:07.168	24	8.338	2:13.552	24	8.962	2:33.001	24	8.408	2:33.200
34	8.057	1:59.061	34	9.773	2:07.171	34	9.049	2:13.499	34	9.438	2:32.766	34	9.764	2:34.080
77	8.161	1:59.165	77	10.453	2:07.747	77	10.231	2:14.001	77	10.358	2:32.504	77	10.233	2:33.629
35	8.504	1:59.508	35	11.377	2:08.328	35	11.330	2:14.176	35	11.343	2:32.390	35	10.680	2:33.091
8	8.661	1:59.665	8	12.075	2:08.869	8	11.912	2:14.060	8	11.591	2:32.056	8	11.063	2:33.226
15	9.335	2:00.339	15	13.067	2:09.187	15	12.491	2:13.647	15	12.926	2:32.812	15	12.525	2:33.353
16	9.504	2:00.508	16	13.695	2:09.646	16	13.392	2:13.920	16	13.873	2:32.858	16	13.977	2:33.858
50	10.037	2:01.041	50	14.965	2:10.383	50	13.946	2:13.204	50	14.659	2:33.090	50	14.958	2:34.053
78	10.182	2:01.186	78	15.304	2:10.577	78	14.531	2:13.450	78	15.237	2:33.083	78	15.115	2:33.632
20	11.125	2:02.129	20	16.038	2:10.368	20	15.168	2:13.353	20	15.936	2:33.145	20	16.515	2:34.333
99	11.936	2:02.940	52	17.101	2:10.580	52	16.582	2:13.704	52	17.561	2:33.356	52	17.546	2:33.739
52	11.976	2:02.980	99	17.910	2:11.429	99	17.416	2:13.729	99	18.241	2:33.202	99	19.224	2:34.737
60	13.498	2:04.502	60	19.073	2:11.030	60	18.559	2:13.709	60	19.845	2:33.663	60	20.033	2:33.942
47	15.560	2:06.564	47	23.357	2:13.252	47	20.243	2:11.109	47	21.094	2:33.228	47	21.565	2:34.225

Weather/Track : Cloudy/Dry

Rockingham S Sport
 Circuit Length = 1.9490 miles.
 Start: 14:32 End: 14:52

Mini Se7en Challenge

LAP CHART

(contd.)

Lap 6			Lap 7			Lap 8			Lap 9			Lap 10		
No	Behind	Laptime	No	Behind	Laptime	No	Behind	Laptime	No	Behind	Laptime	No	Behind	Laptime
2		1:44.222	2		1:44.161	2		1:44.446	2		1:43.730	2		1:44.296
3	1.050	1:44.648	46	1.107	1:44.142	46	0.791	1:44.130	46	0.996	1:43.935	46	0.653	1:43.953
46	1.126	1:43.925	3	1.893	1:45.004	3	2.501	1:45.054	3	3.818	1:45.047	3	4.715	1:45.193
7	2.568	1:44.821	7	2.822	1:44.415	7	3.107	1:44.731	7	4.400	1:45.023	7	5.306	1:45.202
1	2.767	1:45.686	53	3.113	1:44.174	53	3.420	1:44.753	1	5.027	1:44.829	37	5.326	1:44.011
53	3.100	1:45.020	1	3.896	1:45.290	1	3.928	1:44.478	53	5.388	1:45.698	1	6.031	1:45.300
37	3.699	1:44.430	37	4.233	1:44.695	37	4.723	1:44.936	37	5.611	1:44.618	53	6.407	1:45.315
71	4.352	1:44.568	21	8.225	1:46.235	5	9.388	1:45.577	71	1 LAP	3:14.836	21	14.302	1:46.436
5	5.930	1:45.325	5	8.257	1:46.488	21	9.847	1:46.068	5	11.873	1:46.215	5	14.655	1:47.078
21	6.151	1:44.756	22	9.729	1:46.312	23	11.902	1:46.369	21	12.162	1:46.045	23	15.320	1:45.395
22	7.578	1:45.528	23	9.979	1:45.843	22	12.449	1:47.166	23	14.221	1:46.049	98	17.743	1:46.552
23	8.297	1:45.694	98	11.497	1:45.862	98	13.229	1:46.178	22	15.084	1:46.365	78	17.828	1:45.169
98	9.796	1:46.375	24	12.636	1:46.391	24	14.445	1:46.255	98	15.487	1:45.988	24	18.582	1:46.504
24	10.406	1:46.220	34	13.864	1:45.989	78	16.237	1:44.125	24	16.374	1:45.659	71	1 LAP	1:57.203P
34	12.036	1:46.494	78	16.558	1:45.476	34	16.250	1:46.832	78	16.955	1:44.448	34	21.475	1:46.596
35	13.772	1:47.314	35	17.428	1:47.817	35	20.706	1:47.724	34	19.175	1:46.655	22	27.562	1:56.774
77	14.173	1:48.162	77	18.152	1:48.140	77	20.970	1:47.264	50	24.683	1:46.842	35	28.837	1:48.291
15	14.824	1:46.521	15	18.474	1:47.811	50	21.571	1:46.966	35	24.842	1:47.866	50	29.663	1:49.276
78	15.243	1:44.350	50	19.051	1:46.290	15	21.988	1:47.960	77	25.195	1:47.955	77	30.351	1:49.452
16	16.857	1:47.102	71	20.561	2:00.370P	20	32.252	1:49.622	15	25.878	1:47.620	15	30.881	1:49.299
50	16.922	1:46.186	20	27.076	1:50.764	52	33.093	1:49.070	20	38.293	1:49.771	20	43.265	1:49.268
20	20.473	1:48.180	52	28.469	1:50.275	99	41.054	1:51.454	52	38.619	1:49.256	52	43.195	1:48.872
52	22.355	1:49.031	99	34.046	1:52.248	60	41.488	1:51.610	99	47.960	1:50.636	99	54.575	1:50.911
60	25.903	1:50.092	60	34.324	1:52.582	47	50.917	1:53.416	60	48.568	1:50.810	60	54.949	1:50.677
99	25.959	1:50.957	16	41.745	2:09.049P				47	1:01.062	1:53.875	47	1:10.625	1:53.859
47	31.386	1:54.043	47	41.947	1:54.722									
26	5 LAPS	13:59.066												

Weather/Track : Cloudy/Dry

Rockingham S Sport
 Circuit Length = 1.9490 miles.
 Start: 14:32 End: 14:52

VSR Championship

QUALIFYING FOR RACE 1

POS	NO	CL	NAME	NAT	ENTRY	TIME	LAPS	GAP	MPH
1	44	SS	Lea WOOD		Vauxhall Tigra VXR	1:27.270	11		80.39
2	23	SS	Dave LONGHURST		Mitsubishi Colt Gti	1:28.154	10	0.884	79.59
3	38	SS	Keith WHITE		Volkswagen Corrado GT	1:28.545	10	1.275	79.24
4	43	SS	Greg WOOD		Peugeot 206 Gti	1:28.876	10	1.606	78.94
5	30	SS	Steven BARNARD		Audi TT	1:28.944	10	1.674	78.88
6	80	SS	Chris AYLING		Renault Clio RS	1:29.934	10	2.664	78.01
7	4	SS	Ian FEWINGS		Vauxhall Tigra VXR	1:30.100	10	2.830	77.87
8	89	SS	Chris BROCKHURST		Peugeot 206 Gti	1:30.657	10	3.387	77.39
9	25	SS	Alan FISHER		Peugeot 206 Gti	1:31.266	10	3.996	76.87
10	2	SS	Malcolm HARDING		Peugeot 206 Gti	1:35.462	9	8.192	73.49
11	52	SS	Mick ROBERTSON		Volkswagen Corrado GT	1:36.313	4	9.043	72.85

Weather/Track : Sunny/Dry

Rockingham S Sport
 Circuit Length = 1.9490 miles.
 Start: 10:56 End: 11:12

These results are provisional until the conclusion of any judicial and technical matters.

Clerk of Course:	Stewards:	Timekeeper:
------------------	-----------	-------------

VSR Championship LAP ANALYSIS

2	Malcolm HARDING	Peugeot 206 Gti
1 - X:00.000	6 - 1:36.652	
2 - 1:38.883	7 - 1:35.993	
3 - 1:46.232	8 - 1:36.176	
4 - 1:37.504	9 - 1:35.462	
5 - 1:35.973		
4	Ian FEWINGS	Vauxhall Tigra VXR
1 - X:00.000	6 - 1:32.941	
2 - 1:44.212	7 - 1:31.824	
3 - 1:30.436	8 - 1:31.627	
4 - 1:33.098	9 - 1:31.142	
5 - 1:31.372	10 - 1:30.100	
23	Dave LONGHURST	Mitsubishi Colt Gti
1 - X:00.000	6 - 1:28.714	
2 - 1:47.299	7 - 1:28.530	
3 - 1:44.373	8 - 1:28.887	
4 - 1:41.808	9 - 1:29.177	
5 - 1:29.937	10 - 1:28.154	
25	Alan FISHER	Peugeot 206 Gti
1 - X:00.000	6 - 1:32.922	
2 - 1:44.372	7 - 1:33.561	
3 - 1:34.077	8 - 1:32.274	
4 - 1:31.595	9 - 1:31.745	
5 - 1:31.266	10 - 1:31.428	
30	Steven BARNARD	Audi TT
1 - X:00.000	6 - 1:30.959	
2 - 1:43.878	7 - 1:28.944	
3 - 1:41.826	8 - 1:29.438	
4 - 1:38.576	9 - 1:29.865	
5 - 1:35.072	10 - 1:29.299	
38	Keith WHITE	Volkswagen Corrado GT
1 - X:00.000	6 - 1:30.032	
2 - 1:40.291	7 - 1:28.545	
3 - 1:31.280	8 - 1:28.786	
4 - 1:28.853	9 - 1:28.802	
5 - 1:30.305	10 - 1:29.808	
43	Greg WOOD	Peugeot 206 Gti
1 - X:00.000	6 - 1:29.452	
2 - 1:33.783	7 - 1:29.230	
3 - 1:30.528	8 - 1:28.876	
4 - 1:30.000	9 - 1:28.933	
5 - 1:29.147	10 - 1:31.201	

Weather/Track : Sunny/Dry


Rockingham S Sport
Circuit Length = 1.9490 miles.
Start: 10:56 End: 11:12

VSR Championship LAP ANALYSIS

(contd.)

44	Lea WOOD	Vauxhall Tigra VXR
1 - X:00.000	6 - 1:27.270	11 - 1:27.773
2 - 1:29.604	7 - 1:28.190	
3 - 1:27.953	8 - 1:27.682	
4 - 1:27.924	9 - 1:28.889	
5 - 1:27.475	10 - 1:28.816	
52	Mick ROBERTSON	Volkswagen Corrado GT
1 - X:00.000		
2 - 1:40.277		
3 - 1:37.409		
4 - 1:36.313		
80	Chris AYLING	Renault Clio RS
1 - X:00.000	6 - 1:41.842	
2 - 1:39.265	7 - 1:32.192	
3 - 1:36.659	8 - 1:30.023	
4 - 1:33.170	9 - 1:30.857	
5 - 1:31.204	10 - 1:29.934	
89	Chris BROCKHURST	Peugeot 206 Gti
1 - X:00.000	6 - 1:32.192	
2 - 1:44.539	7 - 1:31.394	
3 - 1:36.999	8 - 1:30.859	
4 - 1:40.505	9 - 1:31.008	
5 - 1:34.738	10 - 1:30.657	

VSR Championship GRID FOR RACE 1

ROW 6		1:36.313 52 ROBERTSON
ROW 5	2 HARDING 1:35.462	25 FISHER 1:31.266
ROW 4	89 BROCKHURST 1:30.657	4 FEWINGS 1:30.100
ROW 3	80 AYLING 1:29.934	30 BARNARD 1:28.944
ROW 2	43 WOOD 1:28.876	38 WHITE 1:28.545
ROW 1	23 LONGHURST 1:28.154	44 WOOD 1:27.270
POLE		
		

Weather/Track : Sunny/Dry

Rockingham S Sport
Circuit Length = 1.9490 miles.
Start: 10:56 End: 11:12

These results are provisional until the conclusion of any judicial and technical matters.

Clerk of Course:	Stewards:	Timekeeper:

VSR Championship

RACE 1 RESULT - AMENDED

POS	NO	CL	NAME	NAT	ENTRY	TIME	LAPS	GAP	MPH	BEST
1	44	SS	Lea WOOD		Vauxhall Tigra VXR	16:08.965	11		79.65	1:26.965
2	23	SS	Dave LONGHURST		Mitsubishi Colt Gti	16:14.343	11	5.378	79.21	1:27.327
3	38	SS	Keith WHITE		Volkswagen Corrado GT	16:29.876	11	20.911	77.97	1:27.906
4	43	SS	Greg WOOD		Peugeot 206 Gti	16:39.166	11	30.201	77.24	1:29.677
5	89	SS	Chris BROCKHURST		Peugeot 206 Gti	16:39.780	11	30.815	77.19	1:29.506
6	80	SS	Chris AYLING		Renault Clio RS	17:04.953	11	55.988	75.30	1:29.713
7	25	SS	Alan FISHER		Peugeot 206 Gti	17:10.777	11	1:01.812	74.87	1:30.937
8	2	SS	Malcolm HARDING		Peugeot 206 Gti	16:12.404	10	1 LAP	72.15	1:34.080
9	5	SS	Rob DE VILLE		Ford Puma RS	16:21.738	10	1 LAP	71.46	1:35.903
NOT CLASSIFIED										
52	SS	Mick ROBERTSON		Volkswagen Corrado GT	15:59.718	10	D.N.F.	73.10	1:31.521	
30	SS	Steven BARNARD		Audi TT	7:33.988	5	D.N.F.	77.27	1:28.193	
4	SS	Ian FEWINGS		Vauxhall Tigra VXR	3:03.406	2	D.N.F.	76.51	1:28.318	
FASTEST LAP										
44	SS	Lea WOOD		Vauxhall Tigra VXR	1:26.965	2	80.68mph	129.84kph		

Weather/Track : Sunny/Dry

Rockingham S Sport
Circuit Length = 1.9490 miles.
Start: 15:29 End: 15:45

These results are provisional until the conclusion of any judicial and technical matters.

Clerk of Course:	Stewards:	Timekeeper:
------------------	-----------	-------------

VSR Championship LAP CHART

Lap 1			Lap 2			Lap 3			Lap 4			Lap 5		
No	Behind	Laptime	No	Behind	Laptime	No	Behind	Laptime	No	Behind	Laptime	No	Behind	Laptime
44		1:29.898	44		1:26.965	44		1:27.111	44		1:27.255	44		1:27.211
23	1.633	1:31.531	23	2.057	1:27.389	23	2.273	1:27.327	23	2.785	1:27.767	23	3.254	1:27.680
38	2.414	1:32.312	38	4.015	1:28.566	38	5.640	1:28.736	38	6.291	1:27.906	38	8.085	1:29.005
30	4.210	1:34.108	30	5.438	1:28.193	30	7.174	1:28.847	30	9.378	1:29.459	30	15.548	1:33.381
4	5.190	1:35.088	4	6.543	1:28.318	43	13.680	1:29.957	43	16.711	1:30.286	43	19.177	1:29.677
80	6.600	1:36.498	43	10.834	1:30.956	89	16.132	1:31.387	89	19.427	1:30.550	89	22.103	1:29.887
43	6.843	1:36.741	80	11.420	1:31.785	80	16.411	1:32.102	80	19.753	1:30.597	80	22.930	1:30.388
89	7.477	1:37.375	89	11.856	1:31.344	25	18.788	1:31.338	25	22.470	1:30.937	52	31.339	1:32.075
25	8.017	1:37.915	25	14.561	1:33.509	52	22.209	1:31.918	52	26.475	1:31.521	25	38.452	1:43.193
2	10.080	1:39.978	52	17.402	1:33.965	5	31.966	1:37.943	5	43.783	1:39.072	5	54.835	1:38.263
52	10.402	1:40.300	2	18.051	1:34.936	2	42.741	1:51.801	2	51.734	1:36.248	2	58.603	1:34.080
5	11.557	1:41.455	5	21.134	1:36.542									

Weather/Track : Sunny/Dry

Rockingham S Sport
Circuit Length = 1.9490 miles.
Start: 15:29 End: 15:45

VSR Championship LAP CHART

(contd.)

Lap 6			Lap 7			Lap 8			Lap 9			Lap 10		
No	Behind	Laptime	No	Behind	Laptime	No	Behind	Laptime	No	Behind	Laptime	No	Behind	Laptime
44		1:27.521	44		1:27.533	44		1:27.973	44		1:28.391	44		1:29.074
23	4.122	1:28.389	23	5.050	1:28.461	23	5.757	1:28.680	23	6.443	1:29.077	5	1 LAP	1:39.088
38	10.171	1:29.607	38	12.934	1:30.296	38	16.071	1:31.110	38	17.918	1:30.238	23	6.267	1:28.898
43	21.977	1:30.321	43	24.529	1:30.085	43	26.476	1:29.920	43	28.669	1:30.584	38	19.684	1:30.840
89	24.106	1:29.524	89	26.079	1:29.506	89	28.059	1:29.953	89	30.238	1:30.570	43	30.056	1:30.461
80	25.122	1:29.713	80	28.062	1:30.473	80	30.206	1:30.117	80	33.345	1:31.530	89	31.000	1:29.836
52	36.289	1:32.471	52	41.299	1:32.543	52	46.819	1:33.493	25	55.656	1:32.465	80	35.852	1:31.581
25	42.846	1:31.915	25	46.681	1:31.368	25	51.582	1:32.874	52	56.662	1:38.234	25	59.636	1:33.054
2	1:06.219	1:35.137	2	1:13.575	1:34.889	2	1:19.946	1:34.344	2	1:26.566	1:35.011	52	1:20.786	1:53.198
5	1:06.468	1:39.154	5	1:14.930	1:35.995	5	1:22.860	1:35.903						

Weather/Track : Sunny/Dry

Rockingham S Sport
Circuit Length = 1.9490 miles.
Start: 15:29 End: 15:45

VSR Championship LAP CHART


(contd.)

Lap 11			Lap 12			Lap 13			Lap 14			Lap 15		
No	Behind	Laptime	No	Behind	Laptime	No	Behind	Laptime	No	Behind	Laptime	No	Behind	Laptime
44		1:30.033												
2	1 LAP	1:35.980												
23	5.378	1:29.144												
5	1 LAP	1:38.323												
38	20.911	1:31.260												
43	30.201	1:30.178												
89	30.815	1:29.848												
80	55.988	1:50.169												
25	1:01.812	1:32.209												

Weather/Track : Sunny/Dry

VSR Championship GRID FOR RACE 5

ROW 6	4 FEWINGS	30 BARNARD
ROW 5	52 ROBERTSON	44 WOOD
ROW 4	23 LONGHURST	38 WHITE
ROW 3	43 WOOD	89 BROCKHURST
ROW 2	80 AYLING	25 FISHER
ROW 1	2 HARDING	5 DE VILLE
		POLE



Weather/Track : Sunny/Dry

Rockingham S Sport
Circuit Length = 1.9490 miles.
Start: 15:29 End: 15:45

These results are provisional until the conclusion of any judicial and technical matters.

Clerk of Course:	Stewards:	Timekeeper:
------------------	-----------	-------------

VSR Championship

RACE 5 RESULT

POS	NO	CL	NAME	NAT	ENTRY	TIME	LAPS	GAP	MPH	BEST
1	44	SS	Lea WOOD		Vauxhall Tigra VXR	16:16.076	11		79.07	1:27.759
2	23	SS	Dave LONGHURST		Mitsubishi Colt Gti	16:16.479	11	0.403	79.03	1:27.692
3	38	SS	Keith WHITE		Volkswagen Corrado GT	16:28.276	11	12.200	78.09	1:27.374
4	30	SS	Steven BARNARD		Audi TT	16:37.431	11	21.355	77.37	1:28.978
5	80	SS	Chris AYLING		Renault Clio RS	16:45.771	11	29.695	76.73	1:30.140
6	52	SS	Mick ROBERTSON		Volkswagen Corrado GT	17:04.804	11	48.728	75.31	1:31.389
7	5	SS	Rob DE VILLE		Ford Puma RS	17:41.328	11	1:25.252	72.72	1:33.668
NOT CLASSIFIED										
4	SS	Ian FEWINGS		Vauxhall Tigra VXR	13:53.653	9	D.N.F.	75.74	1:28.934	
2	SS	Malcolm HARDING		Peugeot 206 Gti	13:22.480	8	D.N.F.	69.94	1:34.725	
25	SS	Alan FISHER		Peugeot 206 Gti	9:17.015	6	D.N.F.	75.57	1:30.579	
89	SS	Chris BROCKHURST		Peugeot 206 Gti	3:08.052	2	D.N.F.	74.62	1:31.127	
43	SS	Greg WOOD		Peugeot 206 Gti	3:08.614	2	D.N.F.	74.40	1:31.248	
FASTEST LAP										
38	SS	Keith WHITE		Volkswagen Corrado GT	1:27.374	3	80.30mph	129.23kph		

Weather/Track : Sunny/Dry

Rockingham S Sport
 Circuit Length = 1.9490 miles.
 Start: 10:45 End: 11:01

These results are provisional until the conclusion of any judicial and technical matters.

Clerk of Course:	Stewards:	Timekeeper:

VSR Championship LAP CHART

Lap 1			Lap 2			Lap 3			Lap 4			Lap 5		
No	Behind	Laptime	No	Behind	Laptime	No	Behind	Laptime	No	Behind	Laptime	No	Behind	Laptime
38		1:33.653	38		1:28.556	38		1:27.374	38		1:28.810	38		1:28.200
23	0.578	1:34.231	23	0.585	1:28.563	23	1.215	1:28.004	44	0.406	1:27.759	44	0.312	1:28.106
44	1.572	1:35.225	44	0.886	1:27.870	44	1.457	1:27.945	23	1.071	1:28.666	23	1.067	1:28.196
80	1.804	1:35.457	80	3.388	1:30.140	80	6.179	1:30.165	80	7.868	1:30.499	30	11.008	1:30.501
89	3.272	1:36.925	89	5.843	1:31.127	30	8.539	1:29.790	30	8.707	1:28.978	80	11.606	1:31.938
43	3.713	1:37.366	30	6.123	1:30.726	4	10.129	1:30.665	4	10.288	1:28.969	4	11.801	1:29.713
30	3.953	1:37.606	43	6.405	1:31.248	25	13.380	1:32.078	25	15.149	1:30.579	25	19.015	1:32.066
4	4.370	1:38.023	4	6.838	1:31.024	52	14.638	1:32.546	52	17.217	1:31.389	52	20.703	1:31.686
25	5.307	1:38.960	25	8.676	1:31.925	5	26.870	1:37.724	5	35.608	1:37.548	5	44.355	1:36.947
52	6.130	1:39.783	52	9.466	1:31.892	2	49.133	1:37.941	2	55.846	1:35.523	2	1:02.531	1:34.885
5	8.420	1:42.073	5	16.520	1:36.656									
2	29.490	2:03.143	2	38.566	1:37.632									

Weather/Track : Sunny/Dry

Rockingham S Sport
Circuit Length = 1.9490 miles.
Start: 10:45 End: 11:01

VSR Championship LAP CHART

(contd.)

Lap 6			Lap 7			Lap 8			Lap 9			Lap 10		
No	Behind	Laptime	No	Behind	Laptime	No	Behind	Laptime	No	Behind	Laptime	No	Behind	Laptime
44		1:28.402	44		1:27.894	44		1:28.226	44		1:28.481	44		1:28.177
23	0.629	1:28.276	23	0.427	1:27.692	23	0.286	1:28.085	23	0.267	1:28.462	23	0.448	1:28.358
38	3.303	1:32.017	38	4.089	1:28.680	38	5.167	1:29.304	2	1 LAP	1:42.957	38	9.002	1:30.953
30	11.411	1:29.117	30	12.652	1:29.135	30	13.877	1:29.451	38	6.226	1:29.540	30	18.333	1:30.975
4	12.043	1:28.956	4	13.083	1:28.934	4	14.529	1:29.672	30	15.535	1:30.139	80	25.915	1:30.974
80	13.424	1:30.532	80	15.964	1:30.434	80	19.376	1:31.638	80	23.118	1:32.223	52	42.806	1:34.062
25	21.708	1:31.407	52	28.132	1:32.500	52	32.176	1:32.270	4	33.745	1:47.697	5	1:18.829	1:33.668
52	23.526	1:31.537	5	58.961	1:35.523	5	1:06.776	1:36.041	52	36.921	1:33.226			
5	51.332	1:35.691	2	1:16.322	1:35.674				5	1:13.338	1:35.043			
2	1:08.542	1:34.725												

Weather/Track : Sunny/Dry


VSR Championship LAP CHART

(contd.)

Lap 11			Lap 12			Lap 13			Lap 14			Lap 15		
No	Behind	Laptime	No	Behind	Laptime	No	Behind	Laptime	No	Behind	Laptime	No	Behind	Laptime
44		1:27.991												
23	0.403	1:27.946												
38	12.200	1:31.189												
30	21.355	1:31.013												
80	29.695	1:31.771												
52	48.728	1:33.913												
5	1:25.252	1:34.414												

Weather/Track : Sunny/Dry

VSR Championship GRID FOR RACE 11

ROW 6	1:31.248 43 WOOD	1:31.127 89 BROCKHURST
ROW 5	1:30.579 25 FISHER	1:34.725 2 HARDING
ROW 4	1:28.934 4 FEWINGS	1:27.759 44 WOOD
ROW 3	1:27.692 23 LONGHURST	1:27.374 38 WHITE
ROW 2	1:28.978 30 BARNARD	1:30.140 80 AYLING
ROW 1	1:31.389 52 ROBERTSON	1:33.668 5 DE VILLE
POLE		
		

Weather/Track : Sunny/Dry

Rockingham S Sport
Circuit Length = 1.9490 miles.
Start: 10:45 End: 11:01

These results are provisional until the conclusion of any judicial and technical matters.

Clerk of Course:	Stewards:	Timekeeper:

VSR Championship

RACE 11 RESULT

POS	NO	CL	NAME	NAT	ENTRY	TIME	LAPS	GAP	MPH	BEST
1	23	SS	Dave LONGHURST		Mitsubishi Colt Gti	16:24.973	11		78.35	1:28.739
2	44	SS	Lea WOOD		Vauxhall Tigra VXR	16:25.396	11	0.423	78.32	1:28.191
3	30	SS	Steven BARNARD		Audi TT	16:34.850	11	9.877	77.58	1:29.362
4	4	SS	Ian FEWINGS		Vauxhall Tigra VXR	16:41.143	11	16.170	77.09	1:29.400
5	89	SS	Chris BROCKHURST		Peugeot 206 Gti	16:55.930	11	30.957	75.97	1:30.710
6	80	SS	Chris AYLING		Renault Clio RS	16:58.579	11	33.606	75.77	1:31.461
7	25	SS	Alan FISHER		Peugeot 206 Gti	17:14.022	11	49.049	74.64	1:31.464
8	52	SS	Mick ROBERTSON		Volkswagen Corrado GT	17:15.124	11	50.151	74.56	1:30.430
9	5	SS	Rob DE VILLE		Ford Puma RS	17:25.883	11	1:00.910	73.79	1:33.651
10	2	SS	Malcolm HARDING		Peugeot 206 Gti	17:35.398	11	1:10.425	73.12	1:33.498
NOT CLASSIFIED										
38	SS	Keith WHITE		Volkswagen Corrado GT	15:01.023	10	D.N.F.	77.87	1:28.434	
43	SS	Greg WOOD		Peugeot 206 Gti		0	D.N.F.	N/A		
FASTEST LAP										
44	SS	Lea WOOD		Vauxhall Tigra VXR	1:28.191	2	79.55mph	128.03kph		

Weather/Track : Sunny/Dry

Rockingham S Sport
 Circuit Length = 1.9490 miles.
 Start: 15:04 End: 15:21

These results are provisional until the conclusion of any judicial and technical matters.

Clerk of Course:	Stewards:	Timekeeper:

VSR Championship LAP CHART

Lap 1			Lap 2			Lap 3			Lap 4			Lap 5		
No	Behind	Laptime	No	Behind	Laptime	No	Behind	Laptime	No	Behind	Laptime	No	Behind	Laptime
30		1:31.784	23		1:28.771	23		1:29.027	23		1:29.069	23		1:29.619
23	0.356	1:32.140	30	0.235	1:29.362	44	0.381	1:28.827	44	0.925	1:29.613	44	0.145	1:28.839
44	1.517	1:33.301	44	0.581	1:28.191	30	0.986	1:29.778	30	1.633	1:29.716	30	1.556	1:29.542
4	3.359	1:35.143	4	4.515	1:30.283	38	5.692	1:30.054	38	5.566	1:28.943	38	5.524	1:29.577
38	3.531	1:35.315	38	4.665	1:30.261	4	6.276	1:30.788	4	6.607	1:29.400	4	7.007	1:30.019
80	6.696	1:38.480	80	9.428	1:31.859	80	11.939	1:31.538	80	14.406	1:31.536	80	16.248	1:31.461
2	8.392	1:40.176	2	12.763	1:33.498	89	15.355	1:31.335	89	17.188	1:30.902	89	18.458	1:30.889
5	8.596	1:40.380	89	13.047	1:33.231	52	18.060	1:32.096	52	19.421	1:30.430	52	20.891	1:31.089
89	8.943	1:40.727	52	14.991	1:34.262	2	20.206	1:36.470	25	22.756	1:31.464	25	25.348	1:32.211
25	9.575	1:41.359	25	15.419	1:34.971	25	20.361	1:33.969	5	26.739	1:34.467	5	31.059	1:33.939
52	9.856	1:41.640	5	16.444	1:36.975	5	21.341	1:33.924	2	26.901	1:35.764	2	31.170	1:33.888

Weather/Track : Sunny/Dry

VSR Championship LAP CHART

(contd.)

Lap 6			Lap 7			Lap 8			Lap 9			Lap 10		
No	Behind	Laptime	No	Behind	Laptime	No	Behind	Laptime	No	Behind	Laptime	No	Behind	Laptime
23		1:30.622	44		1:28.501	44		1:29.013	23		1:28.739	23		1:29.449
44	0.106	1:30.583	23	0.589	1:29.196	23	0.320	1:28.744	44	0.373	1:29.432	44	0.532	1:29.608
30	1.178	1:30.244	30	2.587	1:30.016	30	3.094	1:29.520	30	4.563	1:30.528	30	5.391	1:30.277
38	4.273	1:29.371	38	4.100	1:28.434	38	3.710	1:28.623	38	4.922	1:30.271	38	5.647	1:30.174
4	6.443	1:30.058	4	8.282	1:30.446	4	10.187	1:30.918	4	12.171	1:31.043	4	14.292	1:31.570
80	17.253	1:31.627	89	21.277	1:31.338	89	24.040	1:31.776	89	26.670	1:31.689	89	28.638	1:31.417
89	18.546	1:30.710	80	23.083	1:34.437	80	25.648	1:31.578	80	28.504	1:31.915	80	30.881	1:31.826
52	21.594	1:31.325	52	24.344	1:31.357	52	27.028	1:31.697	52	28.735	1:30.766	52	31.698	1:32.412
25	26.856	1:32.130	25	32.195	1:33.946	25	35.936	1:32.754	25	40.489	1:33.612	25	44.455	1:33.415
2	35.522	1:34.974	2	40.703	1:33.788	2	45.590	1:33.900	2	50.644	1:34.113	2	54.875	1:33.680
5	35.664	1:35.227	5	40.869	1:33.812	5	45.821	1:33.965	5	51.048	1:34.286	5	55.250	1:33.651

Weather/Track : Sunny/Dry

Rockingham S Sport
Circuit Length = 1.9490 miles.
Start: 15:04 End: 15:21

VSR Championship LAP CHART

(contd.)

Lap 11			Lap 12			Lap 13			Lap 14			Lap 15		
No	Behind	Laptime	No	Behind	Laptime	No	Behind	Laptime	No	Behind	Laptime	No	Behind	Laptime
23		1:29.597												
44	0.423	1:29.488												
30	9.877	1:34.083												
4	16.170	1:31.475												
89	30.957	1:31.916												
80	33.606	1:32.322												
25	49.049	1:34.191												
52	50.151	1:48.050												
5	1:00.910	1:35.257												
2	1:10.425	1:45.147												

Weather/Track : Sunny/Dry

Mini Miglia Challenge

QUALIFYING FOR RACE 4

POS	NO	CL	NAME	NAT	ENTRY	TIME	LAPS	GAP	MPH
1	21		James HALL		Mini Miglia	1:34.295	10		74.40
2	2		Kelly ROGERS		Vickers Mini Miglia	1:35.032	10	0.737	73.83
3	3		Bill SOLLIS		Billbuilt Mini	1:35.060	9	0.765	73.81
4	8		Tim SIMS		Simmini 2006	1:35.277	10	0.982	73.64
5	19		Endaf OWENS		Mini Miglia	1:35.539	9	1.244	73.44
6	6		Mark SIMS		Mini Miglia	1:36.210	9	1.915	72.92
7	83		Colin PEACOCK		Mini Miglia	1:36.386	10	2.091	72.79
8	75		Paul BROWN		Brownspeed Racing Mini Miglia	1:36.828	8	2.533	72.46
9	7		Ralph SAUNDERS		Mini Miglia	1:37.381	9	3.086	72.05
10	69		Tony LE MAY		Rover Mini	1:37.872	9	3.577	71.69
11	28		Philip LEE		Rover Mini Miglia	1:38.509	9	4.214	71.22
12	9		Sarah MUNNS		Mini Miglia	1:38.641	8	4.346	71.13
13	18		Phil DALE		Mini Miglia	1:38.759	9	4.464	71.04
14	39		Paul WOODBRIDGE		Mini Miglia	1:39.424	5	5.129	70.57
15	34		Keith ALLINGTON		Mini Miglia	1:39.788	9	5.493	70.31
16	42		Paul SIMMONDS		Mini Miglia	1:39.847	4	5.552	70.27
17	55		Michael GREEN		Mini Miglia	1:40.555	9	6.260	69.77
18	35		Ian FEATHERSTONE		Mini Miglia	11:19.406	2	9:45.111	10.32

Weather/Track : Sunny/Dry

Rockingham S Sport
 Circuit Length = 1.9490 miles.
 Start: 11:25 End: 11:40

These results are provisional until the conclusion of any judicial and technical matters.

Clerk of Course:	Stewards:	Timekeeper:

Mini Miglia Challenge

LAP ANALYSIS

2	Kelly ROGERS	Vickers Mini Miglia
1 - X:00.000	6 - 1:35.327	
2 - 1:36.912	7 - 1:42.260	
3 - 1:35.092	8 - 1:35.266	
4 - 1:35.032	9 - 1:35.337	
5 - 1:35.472	10 - 1:35.125	
3	Bill SOLLIS	Billbuilt Mini
1 - X:00.000	6 - 1:36.794	
2 - 1:38.872	7 - 1:35.278	
3 - 1:35.449	8 - 1:35.217	
4 - 1:35.938	9 - 1:35.060	
5 - 1:37.891		
6	Mark SIMS	Mini Miglia
1 - X:00.000	6 - 1:36.210	
2 - 1:39.759	7 - 1:36.791	
3 - 1:36.618	8 - 1:36.264	
4 - 1:36.654	9 - 1:36.450	
5 - 1:36.842		
7	Ralph SAUNDERS	Mini Miglia
1 - X:00.000	6 - 1:44.720	
2 - 1:39.836	7 - 1:38.277	
3 - 1:37.381	8 - 1:50.198	
4 - 1:37.747	9 - 1:38.654	
5 - 1:37.700		
8	Tim SIMS	Simmini 2006
1 - X:00.000	6 - 1:35.277	
2 - 1:37.667	7 - 1:36.054	
3 - 1:36.559	8 - 1:36.243	
4 - 1:36.418	9 - 1:35.618	
5 - 1:37.637	10 - 1:35.594	
9	Sarah MUNNS	Mini Miglia
1 - X:00.000	6 - 1:38.641	
2 - 1:43.391	7 - 1:38.682	
3 - 1:39.527	8 - 2:10.042P	
4 - 1:39.132		
5 - 1:39.776		
18	Phil DALE	Mini Miglia
1 - X:00.000	6 - 1:38.759	
2 - 1:41.024	7 - 1:40.289	
3 - 1:40.856	8 - 1:38.883	
4 - 1:40.351	9 - 1:43.437	
5 - 1:39.004		

Weather/Track : Sunny/Dry

Mini Miglia Challenge

LAP ANALYSIS

(contd.)

19	Endaf OWENS	Mini Miglia
1 -	X:00.000	6 - 1:35.672
2 -	1:37.928	7 - 1:36.278
3 -	1:36.953	8 - 1:35.539
4 -	1:35.683	9 - 1:35.663
5 -	1:40.760	
21	James HALL	Mini Miglia
1 -	X:00.000	6 - 1:34.550
2 -	1:36.892	7 - 1:34.946
3 -	1:34.599	8 - 1:39.937
4 -	1:35.154	9 - 1:34.944
5 -	1:44.123	10 - 1:34.295
28	Philip LEE	Rover Mini Miglia
1 -	X:00.000	6 - 1:39.135
2 -	1:42.941	7 - 1:38.806
3 -	1:39.325	8 - 1:39.197
4 -	1:38.958	9 - 1:38.509
5 -	1:39.780	
34	Keith ALLINGTON	Mini Miglia
1 -	X:00.000	6 - 1:39.954
2 -	1:43.168	7 - 1:39.788
3 -	1:40.917	8 - 1:41.139
4 -	1:40.876	9 - 1:40.309
5 -	1:41.991	
35	Ian FEATHERSTONE	Mini Miglia
1 -	X:00.000	
2 -	2:30.195P	
39	Paul WOODBRIDGE	Mini Miglia
1 -	X:00.000	
2 -	1:39.905	
3 -	1:39.424	
4 -	1:56.633P	
5 -	4:52.082P	
42	Paul SIMMONDS	Mini Miglia
1 -	X:00.000	
2 -	1:42.252	
3 -	1:39.847	
4 -	2:02.873P	

Weather/Track : Sunny/Dry

Rockingham S Sport
 Circuit Length = 1.9490 miles.
 Start: 11:25 End: 11:40

Mini Miglia Challenge

LAP ANALYSIS


(contd.)

55	Michael GREEN	Mini Miglia
1 - X:00.000	6 - 1:40.555	
2 - 1:43.638	7 - 1:41.590	
3 - 1:43.370	8 - 1:41.860	
4 - 1:42.832	9 - 2:05.119	
5 - 1:44.021		
69	Tony LE MAY	Rover Mini
1 - X:00.000	6 - 1:38.225	
2 - 1:40.617	7 - 1:38.142	
3 - 1:38.092	8 - 1:38.100	
4 - 1:38.215	9 - 1:38.280	
5 - 1:37.872		
75	Paul BROWN	Brownspeed Racing Mini Miglia
1 - X:00.000	6 - 1:36.828	
2 - 1:39.264	7 - 1:42.237	
3 - 1:37.364	8 - 1:36.945	
4 - 1:37.469		
5 - 1:37.403		
83	Colin PEACOCK	Mini Miglia
1 - X:00.000	6 - 1:36.645	
2 - 1:36.987	7 - 1:36.759	
3 - 1:37.413	8 - 1:36.386	
4 - 1:37.734	9 - 1:37.316	
5 - 1:37.155	10 - 1:36.585	

Mini Miglia Challenge

GRID FOR RACE 4

ROW 9	35	FEATHERSTONE	55	GREEN
ROW 8	42	SIMMONDS	34	ALLINGTON
ROW 7	39	WOODBIDGE	18	DALE
ROW 6	9	MUNNS	28	LEE
ROW 5	69	LE MAY	7	SAUNDERS
ROW 4	75	BROWN	83	PEACOCK
ROW 3	6	SIMS	19	OWENS
ROW 2	8	SIMS	3	SOLLIS
ROW 1	2	ROGERS	21	HALL
				POLE



Weather/Track : Sunny/Dry

Rockingham S Sport
Circuit Length = 1.9490 miles.
Start: 11:25 End: 11:40

These results are provisional until the conclusion of any judicial and technical matters.

Clerk of Course:	Stewards:	Timekeeper:
------------------	-----------	-------------

Mini Miglia Challenge

RACE 4 RESULT

POS	NO	CL	NAME	NAT	ENTRY	TIME	LAPS	GAP	MPH	BEST
1	21		James HALL		Mini Miglia	20:50.767	13		72.92	1:34.759
2	8		Tim SIMS		Simmini 2006	20:50.991	13	0.224	72.91	1:34.915
3	3		Bill SOLLIS		Billbuilt Mini	20:51.482	13	0.715	72.88	1:35.138
4	2		Kelly ROGERS		Vickers Mini Miglia	20:51.773	13	1.006	72.86	1:35.071
5	6		Mark SIMS		Mini Miglia	20:58.424	13	7.657	72.48	1:35.079
6	83		Colin PEACOCK		Mini Miglia	21:09.558	13	18.791	71.84	1:36.325
7	75		Paul BROWN		Brownspeed Racing Mini Miglia	21:27.170	13	36.403	70.86	1:36.834
8	42		Paul SIMMONDS		Mini Miglia	21:38.110	13	47.343	70.26	1:37.832
9	7		Ralph SAUNDERS		Mini Miglia	21:49.058	13	58.291	69.67	1:37.580
10	55		Michael GREEN		Mini Miglia	21:51.100	13	1:00.333	69.57	1:39.160
11	34		Keith ALLINGTON		Mini Miglia	21:51.765	13	1:00.998	69.53	1:39.223
NOT CLASSIFIED										
14			Justin REID		Mini Miglia	19:37.148	11	D.N.F.	65.56	1:40.509
28			Philip LEE		Rover Mini Miglia	13:24.855	8	D.N.F.	69.74	1:38.123
18			Phil DALE		Mini Miglia	10:01.193	6	D.N.F.	70.02	1:37.819
39			Paul WOODBRIDGE		Mini Miglia	8:25.946	5	D.N.F.	69.33	1:38.236
9			Sarah MUNNS		Mini Miglia	8:34.796	5	D.N.F.	68.14	1:37.978
FASTEST LAP										
21			James HALL		Mini Miglia	1:34.759	5	74.04mph		119.16kph

Weather/Track : Bright/Dry

Rockingham S Sport
 Circuit Length = 1.9490 miles.
 Start: 17:28 End: 17:49

These results are provisional until the conclusion of any judicial and technical matters.

Clerk of Course:	Stewards:	Timekeeper:

Mini Miglia Challenge

LAP CHART

Lap 1			Lap 2			Lap 3			Lap 4			Lap 5		
No	Behind	Laptime	No	Behind	Laptime	No	Behind	Laptime	No	Behind	Laptime	No	Behind	Laptime
21		1:42.274	21		1:35.610	8		1:35.060	8		1:35.426	21		1:34.759
8	0.824	1:43.098	8	0.129	1:34.915	21	0.544	1:35.733	21	0.577	1:35.459	8	0.457	1:35.793
3	2.123	1:44.397	3	1.775	1:35.262	3	1.724	1:35.138	3	1.993	1:35.695	3	2.207	1:35.550
2	2.647	1:44.921	2	2.205	1:35.168	2	2.087	1:35.071	2	2.358	1:35.697	2	2.556	1:35.534
83	3.386	1:45.660	6	3.088	1:35.079	6	3.214	1:35.315	6	3.270	1:35.482	6	3.517	1:35.583
6	3.619	1:45.893	83	4.101	1:36.325	83	5.444	1:36.532	83	6.759	1:36.741	83	8.182	1:36.759
75	4.087	1:46.361	75	5.311	1:36.834	75	7.425	1:37.303	75	9.855	1:37.856	75	13.003	1:38.484
7	4.680	1:46.954	7	6.650	1:37.580	7	9.839	1:38.378	7	13.135	1:38.722	7	16.767	1:38.968
9	5.385	1:47.659	9	8.000	1:38.225	9	10.789	1:37.978	9	13.898	1:38.535	18	19.539	1:38.586
18	7.803	1:50.077	18	10.464	1:38.271	18	13.587	1:38.312	18	16.289	1:38.128	42	21.777	1:39.302
42	7.923	1:50.197	42	11.223	1:38.910	42	15.053	1:39.019	42	17.811	1:38.184	39	22.111	1:39.169
39	8.273	1:50.547	39	11.959	1:39.296	39	15.468	1:38.698	39	18.278	1:38.236	28	23.346	1:39.218
34	8.694	1:50.968	34	13.415	1:40.331	28	16.687	1:38.123	28	19.464	1:38.203	34	27.493	1:40.041
28	9.251	1:51.525	28	13.753	1:40.112	34	18.191	1:39.965	34	22.788	1:40.023	55	28.118	1:39.603
55	10.159	1:52.433	55	14.553	1:40.004	55	19.452	1:40.088	55	23.851	1:39.825	9	30.961	1:52.399P
14	11.129	1:53.403	14	24.876	1:49.357	14	33.266	1:43.579	14	48.186	1:50.346	14	54.824	1:41.974

Weather/Track : Bright/Dry

Rockingham S Sport
 Circuit Length = 1.9490 miles.
 Start: 17:28 End: 17:49

Mini Miglia Challenge

LAP CHART

(contd.)

Lap 6			Lap 7			Lap 8			Lap 9			Lap 10		
No	Behind	Laptime	No	Behind	Laptime	No	Behind	Laptime	No	Behind	Laptime	No	Behind	Laptime
21		1:35.508	21		1:35.935	21		1:35.935	8		1:35.554	21		1:35.550
8	0.182	1:35.233	8	0.232	1:35.985	8	0.464	1:36.167	21	0.289	1:36.307	8	0.177	1:36.016
3	2.031	1:35.332	3	1.512	1:35.416	3	0.931	1:35.354	3	0.794	1:35.881	3	0.741	1:35.786
2	2.351	1:35.303	2	1.947	1:35.531	2	1.532	1:35.520	2	1.068	1:35.554	2	1.252	1:36.023
6	3.726	1:35.717	6	3.803	1:36.012	6	4.178	1:36.310	6	5.355	1:37.195	6	5.907	1:36.391
83	9.476	1:36.802	83	10.576	1:37.035	83	11.089	1:36.448	83	12.399	1:37.328	83	13.600	1:37.040
75	15.906	1:38.411	75	18.828	1:38.857	75	21.633	1:38.740	75	24.098	1:38.483	75	26.950	1:38.691
7	20.531	1:39.272	42	26.933	1:38.767	42	30.667	1:39.669	42	34.029	1:39.380	42	37.926	1:39.736
18	21.850	1:37.819	28	29.913	1:39.123	28	33.642	1:39.664	7	39.910	1:38.291	7	43.314	1:39.243
42	24.101	1:37.832	7	34.026	1:49.430	7	37.637	1:39.546	55	44.903	1:39.666	55	48.873	1:39.809
28	26.725	1:38.887	55	37.263	1:40.541	55	41.255	1:39.927	34	45.364	1:39.769	34	49.407	1:39.882
34	32.500	1:40.515	34	37.768	1:41.203	34	41.613	1:39.780	14	1:19.426	1:40.509	14	1:28.830	1:45.243
55	32.657	1:40.047	14	1:10.209	1:41.693	14	1:14.935	1:40.661						
14	1:04.451	1:45.135												

Weather/Track : Bright/Dry

Rockingham S Sport
 Circuit Length = 1.9490 miles.
 Start: 17:28 End: 17:49

Mini Miglia Challenge

LAP CHART

(contd.)


Lap 11			Lap 12			Lap 13			Lap 14			Lap 15		
No	Behind	Laptime	No	Behind	Laptime	No	Behind	Laptime	No	Behind	Laptime	No	Behind	Laptime
21		1:35.418	21		1:35.665	21		1:36.614						
8	0.965	1:36.206	8	0.350	1:35.050	8	0.224	1:36.488						
2	2.125	1:36.291	3	1.915	1:35.339	3	0.715	1:35.414						
3	2.241	1:36.918	2	2.246	1:35.786	2	1.006	1:35.374						
6	7.133	1:36.644	6	7.831	1:36.363	6	7.657	1:36.440						
83	15.637	1:37.455	83	17.291	1:37.319	83	18.791	1:38.114						
75	29.990	1:38.458	14	1 LAP	2:05.248P	75	36.403	1:39.310						
42	41.620	1:39.112	75	33.707	1:39.382	42	47.343	1:39.339						
7	47.779	1:39.883	42	44.618	1:38.663	7	58.291	1:43.784						
55	53.614	1:40.159	7	51.121	1:39.007	55	1:00.333	1:39.838						
34	54.037	1:40.048	55	57.109	1:39.160	34	1:00.998	1:40.017						
			34	57.595	1:39.223									

Weather/Track : Bright/Dry

Mini Miglia Challenge

GRID FOR RACE 8

ROW 9	35	FEATHERSTONE	42	SIMMONDS
ROW 8	55	GREEN	34	ALLINGTON
ROW 7	39	WOODBRIDGE	18	DALE
ROW 6	28	LEE	9	MUNNS
ROW 5	69	LE MAY	7	SAUNDERS
ROW 4	75	BROWN	83	PEACOCK
ROW 3	6	SIMS	19	OWENS
ROW 2	8	SIMS	3	SOLLIS
ROW 1	2	ROGERS	21	HALL
				POLE



Weather/Track : Sunny/Dry

Rockingham S Sport
Circuit Length = 1.9490 miles.
Start: 11:25 End: 11:40

These results are provisional until the conclusion of any judicial and technical matters.

Clerk of Course:	Stewards:	Timekeeper:
------------------	-----------	-------------

Mini Miglia Challenge

RACE 8 RESULT

POS	NO	CL	NAME	NAT	ENTRY	TIME	LAPS	GAP	MPH	BEST
1	21		James HALL		Mini Miglia	20:49.769	13		72.98	1:35.271
2	3		Bill SOLLIS		Billbuilt Mini	20:52.854	13	3.085	72.80	1:35.162
3	19		Endaf OWENS		Mini Miglia	21:00.477	13	10.708	72.36	1:35.728
4	2		Kelly ROGERS		Vickers Mini Miglia	21:00.835	13	11.066	72.34	1:35.320
5	8		Tim SIMS		Simmini 2006	21:17.411	13	27.642	71.40	1:35.749
6	9		Sarah MUNNS		Mini Miglia	21:32.529	13	42.760	70.57	1:37.839
7	7		Ralph SAUNDERS		Mini Miglia	21:33.552	13	43.783	70.51	1:37.708
8	18		Phil DALE		Mini Miglia	21:33.826	13	44.057	70.49	1:37.889
9	28		Philip LEE		Rover Mini Miglia	21:40.898	13	51.129	70.11	1:37.618
10	42		Paul SIMMONDS		Mini Miglia	21:41.659	13	51.890	70.07	1:38.210
11	55		Michael GREEN		Mini Miglia	22:02.922	13	1:13.153	68.94	1:39.980
12	34		Keith ALLINGTON		Mini Miglia	22:03.642	13	1:13.873	68.91	1:39.587
13	33		Paul BAIRD		Mini Miglia	22:09.516	13	1:19.747	68.60	1:39.246
14	75		Paul BROWN		Brownspeed Racing Mini Miglia	22:23.849	11	2 LAPS	57.43	1:37.988
NOT CLASSIFIED										
	14		Justin REID		Mini Miglia	5:56.646	3	D.N.F.	59.02	1:41.981
	83		Colin PEACOCK		Mini Miglia		0	D.N.F.	N/A	
	6		Mark SIMS		Mini Miglia		0	D.N.F.	N/A	
FASTEST LAP										
	3		Bill SOLLIS		Billbuilt Mini	1:35.162	4	73.73mph		118.65kph

Weather/Track : Bright/Dry

Rockingham S Sport
Circuit Length = 1.9490 miles.
Start: 13:24 End: 13:45

These results are provisional until the conclusion of any judicial and technical matters.

Clerk of Course:	Stewards:	Timekeeper:

Mini Miglia Challenge

LAP CHART

Lap 1			Lap 2			Lap 3			Lap 4			Lap 5		
No	Behind	Laptime	No	Behind	Laptime	No	Behind	Laptime	No	Behind	Laptime	No	Behind	Laptime
21		1:42.141	21		1:35.972	21		1:35.302	21		1:35.657	21		1:35.475
3	0.346	1:42.487	2	3.140	1:37.519	3	4.563	1:35.833	3	4.068	1:35.162	3	3.987	1:35.394
19	1.423	1:43.564	19	3.638	1:38.187	19	5.173	1:36.837	19	5.371	1:35.855	19	6.286	1:36.390
2	1.593	1:43.734	3	4.032	1:39.658	8	5.340	1:36.405	2	5.480	1:35.320	2	6.589	1:36.584
8	4.460	1:46.601	8	4.237	1:35.749	2	5.817	1:37.979	8	5.977	1:36.294	8	6.588	1:36.086
42	5.828	1:47.969	42	9.157	1:39.301	42	12.854	1:38.999	42	15.994	1:38.797	42	18.864	1:38.345
9	6.287	1:48.428	9	9.673	1:39.358	9	13.379	1:39.008	9	16.480	1:38.758	9	19.351	1:38.346
18	7.338	1:49.479	18	11.866	1:40.500	18	15.056	1:38.492	7	17.475	1:37.807	7	20.367	1:38.367
28	7.862	1:50.003	7	12.187	1:39.529	7	15.325	1:38.440	18	17.889	1:38.490	18	21.198	1:38.784
7	8.630	1:50.771	33	14.460	1:40.071	33	19.039	1:39.881	28	22.515	1:38.661	28	25.041	1:38.001
34	9.371	1:51.512	34	16.403	1:43.004	28	19.511	1:37.618	33	23.454	1:40.072	33	28.281	1:40.302
33	10.361	1:52.502	28	17.195	1:45.305	34	21.309	1:40.208	34	25.239	1:39.587	55	32.590	1:40.502
55	10.717	1:52.858	55	17.766	1:43.021	55	22.766	1:40.302	55	27.563	1:40.454	34	34.316	1:44.552D
75	12.607	1:54.748P	14	33.762	1:41.981	14	1:03.231	2:04.771P	75	2 LAPS	5:43.288	75	2 LAPS	1:38.946
14	27.753	2:09.894												

Weather/Track : Bright/Dry

Mini Miglia Challenge

LAP CHART

(contd.)

Lap 6			Lap 7			Lap 8			Lap 9			Lap 10		
No	Behind	Laptime	No	Behind	Laptime	No	Behind	Laptime	No	Behind	Laptime	No	Behind	Laptime
21		1:35.571	21		1:35.752	21		1:35.726	21		1:35.271	21		1:36.203
3	3.709	1:35.293	3	3.696	1:35.739	3	3.342	1:35.372	3	3.742	1:35.671	3	2.982	1:35.443
2	6.757	1:35.739	2	7.236	1:36.231	2	8.183	1:36.673	2	8.924	1:36.012	2	9.216	1:36.495
8	6.904	1:35.887	8	7.374	1:36.222	8	8.305	1:36.657	8	9.160	1:36.126	19	9.330	1:35.830
19	7.821	1:37.106	19	7.806	1:35.737	19	8.853	1:36.773	19	9.703	1:36.121	8	9.486	1:36.529
42	21.547	1:38.254	42	24.032	1:38.237	42	27.011	1:38.705	42	30.404	1:38.664	42	32.411	1:38.210
9	22.085	1:38.305	7	25.129	1:38.345	9	27.347	1:37.839	9	32.225	1:40.149	9	34.451	1:38.429
7	22.536	1:37.740	9	25.234	1:38.901	7	27.805	1:38.402	7	32.233	1:39.699	7	35.051	1:39.021
18	23.959	1:38.332	18	26.153	1:37.946	18	28.955	1:38.528	18	32.641	1:38.957	18	35.438	1:39.000
28	29.157	1:39.687	28	32.493	1:39.088	28	35.081	1:38.314	28	38.989	1:39.179	28	41.581	1:38.795
33	32.482	1:39.772	33	36.386	1:39.656	33	39.906	1:39.246	33	45.906	1:41.271	33	51.569	1:41.866
55	38.182	1:41.163	55	43.154	1:40.724	55	47.512	1:40.084	55	52.930	1:40.689	34	57.700	1:40.712
34	39.485	1:40.740	34	43.953	1:40.220	34	48.548	1:40.321	34	53.191	1:39.914	55	58.145	1:41.418
75	2 LAPS	1:37.988	75	2 LAPS	1:38.310	75	2 LAPS	1:38.275	75	2 LAPS	1:38.022	75	2 LAPS	1:38.405

Weather/Track : Bright/Dry

Rockingham S Sport
 Circuit Length = 1.9490 miles.
 Start: 13:24 End: 13:45

Mini Miglia Challenge

LAP CHART

(contd.)

Lap 11			Lap 12			Lap 13			Lap 14			Lap 15		
No	Behind	Laptime	No	Behind	Laptime	No	Behind	Laptime	No	Behind	Laptime	No	Behind	Laptime
21		1:35.395	21		1:35.588	21		1:35.716						
3	3.032	1:35.445	3	3.367	1:35.923	3	3.085	1:35.434						
19	9.663	1:35.728	19	10.677	1:36.602	19	10.708	1:35.747						
2	10.130	1:36.309	2	11.131	1:36.589	2	11.066	1:35.651						
8	10.785	1:36.694	8	15.738	1:40.541	8	27.642	1:47.620						
42	35.884	1:38.868	9	39.571	1:38.201	9	42.760	1:38.905						
9	36.958	1:37.902	42	40.361	1:40.065	7	43.783	1:38.781						
7	37.364	1:37.708	7	40.718	1:38.942	18	44.057	1:39.008						
18	37.932	1:37.889	18	40.765	1:38.421	28	51.129	1:39.596						
28	44.648	1:38.462	28	47.249	1:38.189	42	51.890	1:47.245						
33	1:00.681	1:44.507	33	1:07.903	1:42.810	55	1:13.153	1:40.677						
55	1:02.730	1:39.980	55	1:08.192	1:41.050	34	1:13.873	1:40.557						
34	1:03.227	1:40.922	34	1:09.032	1:41.393	33	1:19.747	1:47.560						
75	2 LAPS	1:38.943	75	2 LAPS	1:38.409	75	2 LAPS	1:38.515						

Weather/Track : Bright/Dry

SCSA
'UNTIMED' SESSION 1

POS	NO	CL	NAME	NAT	ENTRY	TIME	LAPS	GAP	MPH
1	88		Oliver PLAYLE		SCSA	36.439	8		146.11
2	75		John STEWARD		SCSA	37.109	5	0.670	143.48
3	48		Shane BRERETON		SCSA	37.606	30	1.167	141.58
4	59		Lee O'KEEFE		SCSA	37.889	21	1.450	140.52
5	78		Colin WHITE		SCSA	37.952	24	1.513	140.29
6	98		Tony HURDLE		SCSA	38.290	10	1.851	139.05
7	9		Pete WILKINSON		SCSA	39.884	30	3.445	133.49
8	31		Duncan GRAY		SCSA	40.714	20	4.275	130.77
9	7		Mike LUCK		SCSA	41.793	8	5.354	127.39

Weather/Track : Bright/Dry

Rockingham Oval
Circuit Length = 1.4790 miles.
Start: 12:20 End: 12:45

These results are provisional until the conclusion of any judicial and technical matters.

Clerk of Course:	Stewards:	Timekeeper:
------------------	-----------	-------------

SCSA LAP ANALYSIS

7	Mike LUCK	SCSA							
1 -	X:00.000	6 -	41.793						
2 -	1:05.773P	7 -	43.152						
3 -	1:45.345	8 -	56.940P						
4 -	46.032								
5 -	42.333								
9	Pete WILKINSON	SCSA							
1 -	X:00.000P	6 -	43.142	11 -	41.037	16 -	41.316	21 -	40.919
2 -	3:29.321	7 -	41.690	12 -	41.057	17 -	41.232	22 -	40.210
3 -	48.237	8 -	41.303	13 -	41.763	18 -	41.098	23 -	40.798
4 -	45.129	9 -	41.500	14 -	40.919	19 -	41.144	24 -	40.562
5 -	43.467	10 -	40.975	15 -	41.648	20 -	40.859	25 -	40.107
								30 -	39.884
31	Duncan GRAY	SCSA							
1 -	X:00.000	6 -	1:02.531P	11 -	1:01.004P	16 -	43.758		
2 -	46.011	7 -	2:33.206	12 -	2:41.379	17 -	43.823		
3 -	43.791	8 -	41.270	13 -	41.397	18 -	45.515		
4 -	43.366	9 -	40.714	14 -	56.424P	19 -	42.501		
5 -	42.170	10 -	41.091	15 -	2:09.148	20 -	59.910P		
48	Shane BRERETON	SCSA							
1 -	X:00.000	6 -	40.848	11 -	37.885	16 -	37.743	21 -	38.584
2 -	42.953	7 -	39.956	12 -	38.495	17 -	37.684	22 -	37.933
3 -	41.230	8 -	38.338	13 -	38.619	18 -	38.008	23 -	37.786
4 -	44.899	9 -	38.000	14 -	37.627	19 -	39.066	24 -	37.750
5 -	42.351	10 -	37.725	15 -	37.691	20 -	37.606	25 -	37.868
								30 -	55.620P
59	Lee O'KEEFE	SCSA							
1 -	X:00.000	6 -	40.467	11 -	54.436P	16 -	37.948	21 -	40.429
2 -	45.393	7 -	38.986	12 -	4:19.725	17 -	40.175		
3 -	44.023	8 -	39.136	13 -	39.010	18 -	38.165		
4 -	41.907	9 -	38.546	14 -	37.889	19 -	51.071P		
5 -	40.668	10 -	38.591	15 -	39.773	20 -	7:05.990		
75	John STEWARD	SCSA							
1 -	X:00.000								
2 -	41.278								
3 -	38.933								
4 -	37.109								
5 -	53.420P								
78	Colin WHITE	SCSA							
1 -	X:00.000	6 -	38.385	11 -	6:44.466	16 -	41.817	21 -	39.360
2 -	44.516	7 -	38.098	12 -	44.297	17 -	39.462	22 -	39.859
3 -	42.415	8 -	38.199	13 -	39.625	18 -	38.801	23 -	39.295
4 -	39.947	9 -	38.513	14 -	52.594P	19 -	37.952	24 -	1:00.611P
5 -	39.471	10 -	38.129	15 -	2:12.637	20 -	39.532		

Weather/Track : Bright/Dry

Rockingham Oval
Circuit Length = 1.4790 miles.
Start: 12:20 End: 12:45

SCSA LAP ANALYSIS

(contd.)

88	Oliver PLAYLE	SCSA
1 - X:00.000P	6 - 36.439	
2 - 9:55.982	7 - 37.027	
3 - 42.534	8 - 1:00.411P	
4 - 40.020		
5 - 37.606		
98	Tony HURDLE	SCSA
1 - X:00.000	6 - 38.290	
2 - 43.503	7 - 39.741	
3 - 40.769	8 - 38.402	
4 - 39.250	9 - 39.284	
5 - 38.385	10 - 1:03.638P	

SCSA
'UNTIMED' SESSION 2

POS	NO	CL	NAME	NAT	ENTRY	TIME	LAPS	GAP	MPH
1	78		Colin WHITE		SCSA	36.942	20		144.12
2	98		Tony HURDLE		SCSA	37.258	18	0.316	142.90
3	48		Shane BRERETON		SCSA	37.509	24	0.567	141.95
4	59		Lee O'KEEFE		SCSA	37.895	17	0.953	140.50
5	9		Pete WILKINSON		SCSA	38.439	20	1.497	138.51
6	31		Duncan GRAY		SCSA	38.773	27	1.831	137.32
7	7		Mike LUCK		SCSA	40.460	10	3.518	131.59
8	88		Oliver PLAYLE		SCSA	14:46.486	2	14:09.544	6.00

Weather/Track : Bright/Dry

Rockingham Oval
 Circuit Length = 1.4790 miles.
 Start: 13:20 End: 13:50

These results are provisional until the conclusion of any judicial and technical matters.

Clerk of Course:	Stewards:	Timekeeper:
------------------	-----------	-------------

SCSA LAP ANALYSIS

7	Mike LUCK	SCSA							
1 -	X:00.000	6 -	42.035						
2 -	44.290	7 -	40.460						
3 -	42.496	8 -	43.959						
4 -	53.957P	9 -	41.600						
5 -	7:52.687	10 -	57.927P						
9	Pete WILKINSON	SCSA							
1 -	X:00.000	6 -	38.439	11 -	39.139	16 -	40.242		
2 -	42.579	7 -	38.735	12 -	39.733	17 -	39.849		
3 -	39.575	8 -	38.997	13 -	39.434	18 -	40.165		
4 -	42.180	9 -	38.482	14 -	39.017	19 -	39.769		
5 -	39.061	10 -	39.445	15 -	39.432	20 -	39.551		
31	Duncan GRAY	SCSA							
1 -	X:00.000	6 -	39.064	11 -	39.295	16 -	41.336	21 -	39.139
2 -	46.353	7 -	40.092	12 -	39.699	17 -	39.840	22 -	38.773
3 -	42.809	8 -	58.997P	13 -	39.189	18 -	39.385	23 -	39.049
4 -	41.556	9 -	1:45.643	14 -	39.401	19 -	39.230	24 -	58.158P
5 -	41.123	10 -	42.405	15 -	39.889	20 -	39.083	25 -	2:20.724
48	Shane BRERETON	SCSA							
1 -	X:00.000	6 -	37.658	11 -	37.660	16 -	38.608	21 -	38.906
2 -	42.629	7 -	40.389	12 -	37.713	17 -	37.768	22 -	38.666
3 -	40.096	8 -	37.685	13 -	37.509	18 -	37.659	23 -	37.985
4 -	37.995	9 -	38.085	14 -	37.750	19 -	38.275	24 -	51.160P
5 -	37.528	10 -	37.740	15 -	37.588	20 -	38.005		
59	Lee O'KEEFE	SCSA							
1 -	X:00.000	6 -	38.136	11 -	56.277P	16 -	4:01.241		
2 -	40.924	7 -	37.895	12 -	4:15.135	17 -	1:05.160P		
3 -	40.093	8 -	38.515	13 -	39.646				
4 -	39.313	9 -	38.170	14 -	40.926				
5 -	38.340	10 -	38.841	15 -	1:08.197P				
78	Colin WHITE	SCSA							
1 -	X:00.000	6 -	36.979	11 -	2:59.846	16 -	1:01.844P		
2 -	42.224	7 -	37.064	12 -	38.086	17 -	1:04.939		
3 -	39.452	8 -	37.044	13 -	36.978	18 -	38.237		
4 -	37.465	9 -	37.150	14 -	36.970	19 -	36.942		
5 -	37.110	10 -	1:01.316P	15 -	36.993	20 -	38.441		
88	Oliver PLAYLE	SCSA							
1 -	X:00.000								
2 -	1:00.578P								

Weather/Track : Bright/Dry

SCSA LAP ANALYSIS

(contd.)

98	Tony HURDLE	SCSA					
1 -	X:00.000	6 -	37.538	11 -	37.258	16 -	38.318
2 -	41.156	7 -	37.537	12 -	37.467	17 -	37.684
3 -	39.440	8 -	37.326	13 -	37.454	18 -	37.726
4 -	38.980	9 -	37.887	14 -	1:00.457P		
5 -	37.872	10 -	37.660	15 -	9:06.809		

Weather/Track : Bright/Dry

SCSA

QUALIFYING FOR RACE 6

POS	NO	CL	NAME	NAT	ENTRY	TIME	LAPS	GAP	MPH
1	88		Oliver PLAYLE		SCSA	35.610	10		149.52
2	75		John STEWARD		SCSA	36.490	13	0.880	145.91
3	98		Tony HURDLE		SCSA	36.670	20	1.060	145.19
4	78		Colin WHITE		SCSA	36.756	19	1.146	144.85
5	66		Martin HEATH		SCSA	37.095	14	1.485	143.53
6	48		Shane BRERETON		SCSA	37.272	20	1.662	142.85
7	7		Mike LUCK		SCSA	37.585	23	1.975	141.66
8	9		Pete WILKINSON		SCSA	38.582	19	2.972	138.00
9	59		Lee O'KEEFE		SCSA	20:59.627	2	20:24.017	4.22

Weather/Track : Bright/Dry

Rockingham Oval
 Circuit Length = 1.4790 miles.
 Start: 14:23 End: 14:45

These results are provisional until the conclusion of any judicial and technical matters.

Clerk of Course:	Stewards:	Timekeeper:
------------------	-----------	-------------

SCSA LAP ANALYSIS

7	Mike LUCK								SCSA
1 -	8:07.842	6 -	38.224	11 -	39.153	16 -	38.194	21 -	37.851
2 -	41.312	7 -	38.931	12 -	39.285	17 -	37.585	22 -	38.340
3 -	40.255	8 -	39.324	13 -	39.435	18 -	39.196	23 -	38.096
4 -	38.220	9 -	38.900	14 -	38.971	19 -	38.181		
5 -	37.758	10 -	38.482	15 -	38.827	20 -	37.805		
9	Pete WILKINSON								SCSA
1 -	9:57.899	6 -	38.582	11 -	39.130	16 -	38.942		
2 -	43.460	7 -	39.028	12 -	39.549	17 -	39.100		
3 -	40.693	8 -	39.164	13 -	40.618	18 -	39.543		
4 -	39.128	9 -	39.428	14 -	39.003	19 -	42.703		
5 -	39.945	10 -	39.298	15 -	38.873				
48	Shane BRERETON								SCSA
1 -	9:43.346	6 -	37.910	11 -	41.831	16 -	37.974		
2 -	42.133	7 -	37.714	12 -	37.796	17 -	37.432		
3 -	40.141	8 -	38.496	13 -	39.337	18 -	39.590		
4 -	40.173	9 -	37.272	14 -	37.423	19 -	37.706		
5 -	38.530	10 -	38.112	15 -	37.607	20 -	39.374		
59	Lee O'KEEFE								SCSA
1 -	X:00.000								
2 -	1:11.733P								
66	Martin HEATH								SCSA
1 -	X:00.000	6 -	37.142	11 -	37.316				
2 -	45.846	7 -	39.761	12 -	37.095				
3 -	41.074	8 -	38.084	13 -	37.211				
4 -	40.707	9 -	37.601	14 -	58.577P				
5 -	37.855	10 -	37.973						
75	John STEWARD								SCSA
1 -	X:00.000	6 -	36.831	11 -	37.154				
2 -	38.773	7 -	36.794	12 -	37.189				
3 -	37.041	8 -	36.903	13 -	48.198P				
4 -	36.827	9 -	36.876						
5 -	37.305	10 -	36.490						
78	Colin WHITE								SCSA
1 -	8:11.928P	6 -	36.756	11 -	36.882	16 -	39.052		
2 -	1:07.653	7 -	37.200	12 -	37.557	17 -	36.981		
3 -	40.021	8 -	37.014	13 -	58.610P	18 -	38.439		
4 -	37.854	9 -	36.777	14 -	1:34.370	19 -	37.404		
5 -	36.817	10 -	37.514	15 -	40.694				

Weather/Track : Bright/Dry

Rockingham Oval
Circuit Length = 1.4790 miles.
Start: 14:23 End: 14:45

**SCSA
LAP ANALYSIS**

(contd.)

88	Oliver PLAYLE					SCSA	
1 -	9:31.404	6 -	37.230				
2 -	41.177	7 -	36.034				
3 -	38.059	8 -	35.741				
4 -	36.232	9 -	35.610				
5 -	35.942	10 -	1:03.260P				
98	Tony HURDLE					SCSA	
1 -	9:48.469	6 -	37.024	11 -	37.054	16 -	37.928
2 -	40.819	7 -	36.670	12 -	37.075	17 -	37.063
3 -	37.544	8 -	36.767	13 -	36.994	18 -	36.973
4 -	37.348	9 -	36.710	14 -	37.699	19 -	38.523
5 -	37.219	10 -	36.728	15 -	36.911	20 -	59.911P

SCSA

RACE 6 RESULT

POS	NO	CL	NAME	NAT	ENTRY	TIME	LAPS	GAP	MPH	BEST
1	78		Colin WHITE		SCSA	19:33.572	25		113.42	36.765
2	75		John STEWARD		SCSA	19:33.946	25	0.374	113.38	36.992
3	48		Shane BRERETON		SCSA	19:45.209	25	11.637	112.30	36.986
4	66		Martin HEATH		SCSA	19:48.512	25	14.940	111.99	36.988
5	59		Lee O'KEEFE		SCSA	19:49.088	25	15.516	111.94	37.160
6	31		Duncan GRAY		SCSA	19:49.560	25	15.988	111.89	37.155
7	9		Pete WILKINSON		SCSA	19:59.340	25	25.768	110.98	37.693
8	98		Tony HURDLE		SCSA	19:55.990	23	2 LAPS	102.39	37.214
NOT CLASSIFIED										
7			Mike LUCK		SCSA	19:56.170	3	N.C.F.	13.35	41.947
88			Oliver PLAYLE		SCSA		0	D.N.F.	N/A	
FASTEST LAP										
78			Colin WHITE		SCSA	36.765	24	144.82mph	233.06kph	

Weather/Track : Bright/Dry

Rockingham Oval
 Circuit Length = 1.4790 miles.
 Start: 11:30 End: 11:49

These results are provisional until the conclusion of any judicial and technical matters.

Clerk of Course:	Stewards:	Timekeeper:
------------------	-----------	-------------

SCSA LAP CHART

Lap 1			Lap 2			Lap 3			Lap 4			Lap 5		
No	Behind	Laptime	No	Behind	Laptime	No	Behind	Laptime	No	Behind	Laptime	No	Behind	Laptime
75		1:02.913	75		1:40.966	75		1:28.297	75		1:26.635	75		1:03.133
48	6.933	1:09.846P	78	1.450	1:33.727	78	1.410	1:28.257	78	0.544	1:25.769	78	0.585	1:03.174
78	8.689	1:11.602	31	2.460	1:33.141	31	2.633	1:28.470	31	2.121	1:26.123	31	1.431	1:02.443
31	10.285	1:13.198	9	3.060	1:30.880	9	3.423	1:28.660	9	2.598	1:25.810	9	1.978	1:02.513
9	13.146	1:16.059	66	5.451	1:32.895	66	6.309	1:29.155	66	3.905	1:24.231	66	2.401	1:01.629
66	13.522	1:16.435	59	6.194	1:31.385	48	7.098	1:01.997	59	4.943	1:24.172	59	2.943	1:01.133
59	15.775	1:18.688P	48	33.398	2:07.431	59	7.406	1:29.509	48	6.727	1:26.264	48	4.128	1:00.534
98	45.669	1:48.582P							98	2 LAPS	4:29.275P	98	2 LAPS	1:07.126

Weather/Track : Bright/Dry

**SCSA
LAP CHART**

(contd.)

Lap 6			Lap 7			Lap 8			Lap 9			Lap 10		
No	Behind	Laptime	No	Behind	Laptime	No	Behind	Laptime	No	Behind	Laptime	No	Behind	Laptime
75		1:00.850	75		39.995	75		37.316	75		37.116	75		37.045
78	0.246	1:00.511	78	0.408	40.157	78	0.453	37.361	78	0.562	37.225	78	0.570	37.053
31	0.623	1:00.042	31	2.031	41.403	31	4.824	40.109	48	6.082	38.316	48	6.283	37.246
9	0.932	59.804	48	2.321	40.983	48	4.882	39.877	31	8.292	40.584	31	9.896	38.649
66	1.179	59.628	9	2.906	41.969	9	5.118	39.528	9	8.542	40.540	66	10.583	38.709
48	1.333	58.055	66	3.215	42.031	66	5.313	39.414	66	8.919	40.722	9	10.884	39.387
59	1.412	59.319	59	3.414	41.997	59	5.694	39.596	59	9.139	40.561	59	10.990	38.896
98	2 LAPS	40.476	98	2 LAPS	37.641	98	2 LAPS	37.346	98	2 LAPS	37.334	98	2 LAPS	37.597

Weather/Track : Bright/Dry

Rockingham Oval
Circuit Length = 1.4790 miles.
Start: 11:30 End: 11:49

**SCSA
LAP CHART**

(contd.)

Lap 11			Lap 12			Lap 13			Lap 14			Lap 15		
No	Behind	Laptime	No	Behind	Laptime	No	Behind	Laptime	No	Behind	Laptime	No	Behind	Laptime
75		37.235	75		37.132	75		37.367	75		37.258	75		37.310
78	0.439	37.104	78	0.419	37.112	78	0.298	37.246	78	0.497	37.457	78	0.246	37.059
48	6.034	36.986	48	6.112	37.210	48	5.824	37.079	48	5.902	37.336	48	5.935	37.343
31	10.927	38.266	31	12.133	38.338	31	12.717	37.951	66	13.233	37.756	66	13.454	37.531
66	11.394	38.046	66	12.319	38.057	66	12.735	37.783	59	13.564	37.818	59	13.780	37.526
59	11.700	37.945	59	12.570	38.002	59	13.004	37.801	31	14.154	38.695	31	14.331	37.487
9	12.182	38.533	9	12.974	37.924	9	13.639	38.032	9	14.810	38.429	9	15.388	37.888
98	2 LAPS	37.302	98	2 LAPS	37.397	98	2 LAPS	37.222	98	2 LAPS	37.354	98	2 LAPS	37.568

Weather/Track : Bright/Dry

Rockingham Oval
Circuit Length = 1.4790 miles.
Start: 11:30 End: 11:49

**SCSA
LAP CHART**

(contd.)

Lap 16			Lap 17			Lap 18			Lap 19			Lap 20		
No	Behind	Laptime	No	Behind	Laptime	No	Behind	Laptime	No	Behind	Laptime	No	Behind	Laptime
75		37.302	75		37.274	75		37.347	75		37.326	75		37.226
78	0.269	37.325	78	0.231	37.236	78	0.301	37.417	78	0.241	37.266	78	0.278	37.263
48	5.995	37.362	48	6.337	37.616	48	6.425	37.435	48	6.664	37.565	48	6.881	37.443
66	13.605	37.453	66	13.686	37.355	66	13.799	37.460	66	14.060	37.587	66	13.822	36.988
59	13.938	37.460	59	14.184	37.520	59	14.289	37.452	59	14.378	37.415	59	14.891	37.739
31	14.630	37.601	31	14.802	37.446	31	14.818	37.363	31	14.987	37.495	31	15.367	37.606
9	15.857	37.771	9	16.276	37.693	9	17.079	38.150	9	18.149	38.396	9	19.064	38.141
98	2 LAPS	37.432	98	2 LAPS	37.216	98	2 LAPS	37.264	98	2 LAPS	37.220	98	2 LAPS	37.263

Weather/Track : Bright/Dry

Rockingham Oval
Circuit Length = 1.4790 miles.
Start: 11:30 End: 11:49

SCSA LAP CHART

(contd.)

Lap 21			Lap 22			Lap 23			Lap 24			Lap 25		
No	Behind	Laptime	No	Behind	Laptime	No	Behind	Laptime	No	Behind	Laptime	No	Behind	Laptime
75		37.293	75		37.229	75		37.311	75		36.992	78		37.661
78	0.196	37.211	78	0.133	37.166	78	0.270	37.448	78	0.043	36.765	75	0.374	38.078
48	7.211	37.623	48	7.511	37.529	48	8.716	38.516	48	9.803	38.079	48	11.637	39.538
66	13.917	37.388	66	13.834	37.146	7	22 LAPS	18:29.192	66	15.340	38.383	66	14.940	37.304
59	15.104	37.506	59	15.140	37.265	66	13.949	37.426	59	15.624	37.627	59	15.516	37.596
31	15.647	37.573	31	15.582	37.164	59	14.989	37.160	31	16.537	37.968	31	15.988	37.155
9	20.070	38.299	9	21.079	38.238	31	15.561	37.290	7	22 LAPS	45.031	98	2 LAPS	37.816
98	2 LAPS	37.214	98	2 LAPS	37.487	98	2 LAPS	37.478	98	2 LAPS	37.380	7	22 LAPS	41.947
						9	22.563	38.795	9	24.493	38.922	9	25.768	38.979

Weather/Track : Bright/Dry

Rockingham Oval
Circuit Length = 1.4790 miles.
Start: 11:30 End: 11:49

SCSA

RACE 12 RESULT

POS	NO	CL	NAME	NAT	ENTRY	TIME	LAPS	GAP	MPH	BEST
1	78		Colin WHITE		SCSA	21:55.159	35		141.69	36.710
2	59		Lee O'KEEFE		SCSA	22:01.341	35	6.182	141.03	36.997
3	98		Tony HURDLE		SCSA	22:03.024	35	7.865	140.85	37.046
4	75		John STEWARD		SCSA	22:03.337	35	8.178	140.82	37.045
5	7		Mike LUCK		SCSA	21:56.246	34	1 LAP	137.53	37.404
6	31		Duncan GRAY		SCSA	21:56.619	34	1 LAP	137.49	37.320
7	9		Pete WILKINSON		SCSA	21:59.095	34	1 LAP	137.23	37.294
8	66		Martin HEATH		SCSA	21:58.749	30	5 LAPS	121.12	37.422
NOT CLASSIFIED										
	48		Shane BRERETON		SCSA	15:46.298	25	D.N.F.	140.66	36.852
FASTEST LAP										
	78		Colin WHITE		SCSA	36.710	7	145.04mph	233.41kph	

Weather/Track : Bright/Dry

Rockingham Oval
 Circuit Length = 1.4790 miles.
 Start: 15:42 End: 16:04

These results are provisional until the conclusion of any judicial and technical matters.

Clerk of Course:	Stewards:	Timekeeper:

SCSA LAP CHART

Lap 1			Lap 2			Lap 3			Lap 4			Lap 5		
No	Behind	Laptime	No	Behind	Laptime	No	Behind	Laptime	No	Behind	Laptime	No	Behind	Laptime
78		43.105	78		37.512	78		37.241	78		36.983	78		36.998
48	0.381	43.486	48	0.157	37.288	48	0.236	37.320	48	0.292	37.039	48	0.367	37.073
59	0.841	43.946	59	0.712	37.383	59	0.716	37.245	59	0.809	37.076	59	0.808	36.997
75	1.220	44.325	75	1.588	37.880	98	1.771	37.363	98	1.834	37.046	98	2.061	37.225
98	1.400	44.505	98	1.649	37.761	75	2.890	38.543	75	3.327	37.420	75	3.374	37.045
31	1.840	44.945	31	2.085	37.757	31	3.223	38.379	31	3.784	37.544	31	4.156	37.370
7	2.570	45.675	7	3.420	38.362	7	3.951	37.772	7	4.372	37.404	7	5.139	37.765
66	2.962	46.067	66	3.622	38.172	66	4.474	38.093	66	4.913	37.422	66	5.386	37.471
9	3.133	46.238	9	4.183	38.562	9	5.028	38.086	9	5.339	37.294	9	5.988	37.647

Weather/Track : Bright/Dry

**SCSA
LAP CHART**

(contd.)

Lap 6			Lap 7			Lap 8			Lap 9			Lap 10		
No	Behind	Laptime	No	Behind	Laptime	No	Behind	Laptime	No	Behind	Laptime	No	Behind	Laptime
78		36.836	78		36.710	78		37.087	78		37.162	78		37.401
48	0.563	37.032	48	0.705	36.852	48	0.810	37.192	48	0.661	37.013	48	0.273	37.013
59	1.096	37.124	59	1.779	37.393	59	2.239	37.547	59	2.458	37.381	59	2.437	37.380
98	2.420	37.195	98	3.009	37.299	98	3.367	37.445	98	3.462	37.257	98	3.275	37.214
75	3.998	37.460	75	4.942	37.654	75	5.432	37.577	75	6.156	37.886	75	6.261	37.506
31	4.773	37.453	31	5.423	37.360	31	5.656	37.320	31	6.541	38.047	31	6.668	37.528
7	6.031	37.728	7	7.000	37.679	7	7.492	37.579	7	8.078	37.748	7	8.402	37.725
66	6.310	37.760	66	7.417	37.817	66	8.863	38.533	66	9.983	38.282	66	11.247	38.665
9	6.983	37.831	9	8.319	38.046	9	9.205	37.973	9	10.482	38.439	9	11.663	38.582

Weather/Track : Bright/Dry

Rockingham Oval
Circuit Length = 1.4790 miles.
Start: 15:42 End: 16:04

**SCSA
LAP CHART**

(contd.)

Lap 11			Lap 12			Lap 13			Lap 14			Lap 15		
No	Behind	Laptime	No	Behind	Laptime	No	Behind	Laptime	No	Behind	Laptime	No	Behind	Laptime
78		37.347	78		37.167	78		36.916	78		36.800	78		36.854
48	0.169	37.243	48	0.286	37.284	48	0.344	36.974	48	0.515	36.971	48	0.596	36.935
59	2.467	37.377	59	2.664	37.364	59	3.387	37.639	59	4.016	37.429	59	4.771	37.609
98	3.112	37.184	98	3.368	37.423	98	3.782	37.330	98	4.455	37.473	98	5.042	37.441
75	6.753	37.839	75	7.345	37.759	75	8.336	37.907	75	9.110	37.574	75	10.009	37.753
31	7.131	37.810	31	7.903	37.939	31	8.699	37.712	31	9.460	37.561	31	10.308	37.702
7	8.615	37.560	7	8.922	37.474	7	9.697	37.691	7	10.683	37.786	7	11.760	37.931
66	12.572	38.672	66	14.329	38.924	66	16.096	38.683	66	18.081	38.785	9	23.464	41.922
9	12.999	38.683	9	14.896	39.064	9	16.538	38.558	9	18.396	38.658	66	24.127	42.900

Weather/Track : Bright/Dry

Rockingham Oval
Circuit Length = 1.4790 miles.
Start: 15:42 End: 16:04

**SCSA
LAP CHART**

(contd.)

Lap 16			Lap 17			Lap 18			Lap 19			Lap 20		
No	Behind	Laptime	No	Behind	Laptime	No	Behind	Laptime	No	Behind	Laptime	No	Behind	Laptime
78		37.247	78		37.406	78		37.429	78		37.476	78		37.076
48	0.313	36.964	48	0.201	37.294	48	0.120	37.348	48	0.197	37.553	48	0.434	37.313
98	5.572	37.777	98	5.591	37.425	98	5.950	37.788	98	6.429	37.955	66	1 LAP	43.490
59	5.713	38.189	59	5.868	37.561	59	6.134	37.695	59	6.884	38.226	98	6.991	37.638
75	10.415	37.653	75	10.694	37.685	75	10.832	37.567	75	10.753	37.397	59	7.280	37.472
31	10.697	37.636	31	10.969	37.678	31	11.244	37.704	31	11.282	37.514	75	10.955	37.278
7	12.396	37.883	7	12.755	37.765	7	13.037	37.711	7	13.161	37.600	31	11.811	37.605
9	25.692	39.475	9	27.536	39.250	9	28.861	38.754	9	29.882	38.497	7	13.950	37.865
66	28.128	41.248	66	31.228	40.506	66	34.920	41.121				9	31.099	38.293

Weather/Track : Bright/Dry

Rockingham Oval
Circuit Length = 1.4790 miles.
Start: 15:42 End: 16:04

**SCSA
LAP CHART**

(contd.)

Lap 21			Lap 22			Lap 23			Lap 24			Lap 25		
No	Behind	Laptime	No	Behind	Laptime	No	Behind	Laptime	No	Behind	Laptime	No	Behind	Laptime
78		36.925	78		37.140	78		37.017	78		37.081	78		37.445
48	0.546	37.037	48	0.407	37.001	48	0.339	36.949	48	0.637	37.379	98	9.936	37.692
98	7.889	37.823	98	8.579	37.830	98	9.205	37.643	98	9.689	37.565	59	10.155	37.731
59	8.119	37.764	59	8.733	37.754	59	9.492	37.776	59	9.869	37.458	48	11.937	48.745P
66	1 LAP	42.289	75	11.929	37.580	75	12.324	37.412	75	12.820	37.577	75	12.716	37.341
75	11.489	37.459	66	1 LAP	40.902	31	14.229	38.161	31	14.881	37.733	31	15.266	37.830
31	12.620	37.734	31	13.085	37.605	7	16.559	38.209	7	17.434	37.956	7	17.933	37.944
7	14.678	37.653	7	15.367	37.829	66	1 LAP	41.731	66	1 LAP	40.770	9	35.256	38.155
9	32.258	38.084	9	32.989	37.871	9	33.609	37.637	9	34.546	38.018			

Weather/Track : Bright/Dry

Rockingham Oval
Circuit Length = 1.4790 miles.
Start: 15:42 End: 16:04

**SCSA
LAP CHART**

(contd.)

Lap 26			Lap 27			Lap 28			Lap 29			Lap 30		
No	Behind	Laptime	No	Behind	Laptime	No	Behind	Laptime	No	Behind	Laptime	No	Behind	Laptime
78		38.743	78		37.984	78		37.480	78		37.461	78		38.253
66	2 LAPS	1:00.961P	98	8.349	37.410	98	8.289	37.420	98	8.868	38.040	9	1 LAP	40.207
98	8.923	37.730	59	8.472	37.343	59	8.573	37.581	59	8.868	37.756	98	9.416	38.801
59	9.113	37.701	75	10.372	37.215	75	10.015	37.123	75	9.712	37.158	59	9.562	38.947
75	11.141	37.168	7	18.568	39.243	7	19.675	38.587	66	4 LAPS	2:02.765	75	9.833	38.374
31	16.682	40.159	31	18.974	40.276	31	20.010	38.516	7	21.002	38.788	66	4 LAPS	42.265
7	17.309	38.119	9	35.499	38.268	9	36.752	38.733	31	21.367	38.818	7	22.180	39.431
9	35.215	38.702										31	22.456	39.342

Weather/Track : Bright/Dry

Rockingham Oval
Circuit Length = 1.4790 miles.
Start: 15:42 End: 16:04

SCSA LAP CHART

(contd.)

Lap 31			Lap 32			Lap 33			Lap 34			Lap 35		
No	Behind	Laptime	No	Behind	Laptime	No	Behind	Laptime	No	Behind	Laptime	No	Behind	Laptime
78		37.940	78		38.696	78		38.298	78		37.683	78		38.260
9	1 LAP	38.621	9	1 LAP	38.278	9	1 LAP	38.489	9	1 LAP	38.092	7	1 LAP	42.726
59	9.371	37.749	59	8.069	37.394	59	6.909	37.138	59	6.619	37.393	31	1 LAP	42.712
98	9.375	37.899	98	8.626	37.947	98	7.723	37.395	98	7.951	37.911	66	5 LAPS	43.834
75	9.727	37.834	75	8.975	37.944	75	8.000	37.323	75	8.179	37.862	9	1 LAP	40.088
66	4 LAPS	42.870	7	28.920	42.649	7	34.304	43.682				59	6.182	37.823
7	24.967	40.727	31	29.301	42.758	31	34.691	43.688				98	7.865	38.174
31	25.239	40.723	66	4 LAPS	43.932	66	4 LAPS	43.819				75	8.178	38.259

Weather/Track : Bright/Dry

Pickups

QUALIFYING SESSION 1

POS	NO	CL	NAME	NAT	ENTRY	TIME	LAPS	GAP	MPH
1	16		Stephen DANCE		PickupSport Pickup 2.0 16v	41.015	16		129.81
2	74		Paul POULTER		PickupSport Pickup 2.0 16v	41.168	12	0.153	129.33
3	88		Graham FRANCE		PickupSport Pickup 2.0 16v	41.425	24	0.410	128.53
4	28		Richard GRINDROD		PickupSport Pickup 2.0 16v	41.429	18	0.414	128.51
5	55		Tony MUMFORD		PickupSport Pickup 2.0 16v	41.439	22	0.424	128.48
6	6		Rob BUTTERFIELD		PickupSport Pickup 2.0 16v	41.489	27	0.474	128.33
7	63		Phil WHITE		PickupSport Pickup 2.0 16v	41.568	17	0.553	128.08
8	22		Nic GRINDROD		PickupSport Pickup 2.0 16v	41.641	14	0.626	127.86
9	54		Gavin SEAGER		PickupSport Pickup 2.0 16v	41.767	23	0.752	127.47
10	73		Stephen DOBBS		PickupSport Pickup 2.0 16v	41.845	19	0.830	127.24
11	65		Mark WILLIS		PickupSport Pickup 2.0 16v	42.010	6	0.995	126.74
12	21		Kelly-jayne WELLS		PickupSport Pickup 2.0 16v	42.026	11	1.011	126.69
13	15		Simon CARR		PickupSport Pickup 2.0 16v	42.100	23	1.085	126.47
14	59		Lee O'KEEFE		PickupSport Pickup 2.0	42.264	21	1.249	125.98
15	5		Paul THURGOOD		PickupSport Pickup 2.0 16v	42.582	20	1.567	125.03
16	4		Pete STEVENS		PickupSport Pickup 2.0 16v	42.780	16	1.765	124.46
17	2		Dave BRIGGS		PickupSport Pickup 2.0 16v	42.922	7	1.907	124.04
18	18		John STANT		PickupSport Pickup 2.0 16v	43.147	21	2.132	123.40
19	9		Pete WILKINSON		PickupSport Pickup 2.0 16v	43.150	7	2.135	123.39
20	7		Claire THOMPSON		PickupSport Pickup 2.0	43.165	22	2.150	123.35
21	29		Steve PEARCE		PickupSport Pickup 2.0 16v	46.022	12	5.007	115.69
22	23		Richard NOVELL		PickupSport Pickup 2.0 16v	46.591	5	5.576	114.28
23	98		Antony HAWKINS		PickupSport Pickup 2.0 16v	46.645	15	5.630	114.14
24	69		Lee ROGERS		PickupSport Pickup 2.0 16v	47.541	13	6.526	111.99

Weather/Track : Sunny/Dry

Rockingham Oval
Circuit Length = 1.4790 miles.
Start: 12:47 End: 13:12

These results are provisional until the conclusion of any judicial and technical matters.

Clerk of Course:	Stewards:	Timekeeper:

Pickups LAP ANALYSIS

2	Dave BRIGGS	PickupSport Pickup 2.0 16v					
1 -	9:45.980	6 -	42.922				
2 -	1:09.872P	7 -	1:05.745P				
3 -	3:03.307						
4 -	43.769						
5 -	42.981						
4	Pete STEVENS	PickupSport Pickup 2.0 16v					
1 -	X:00.000	6 -	43.790	11 -	43.467	16 -	43.631
2 -	49.459	7 -	43.639	12 -	43.922		
3 -	46.047	8 -	44.656	13 -	44.913		
4 -	45.932	9 -	42.780	14 -	42.886		
5 -	45.253	10 -	43.122	15 -	42.999		
5	Paul THURGOOD	PickupSport Pickup 2.0 16v					
1 -	8:15.950	6 -	43.657	11 -	43.943	16 -	46.497
2 -	47.703	7 -	43.711	12 -	3:23.626P	17 -	42.941
3 -	48.133	8 -	44.115	13 -	58.836	18 -	43.125
4 -	46.705	9 -	44.144	14 -	2:18.988P	19 -	42.582
5 -	46.393	10 -	43.955	15 -	1:02.027	20 -	42.986
6	Rob BUTTERFIELD	PickupSport Pickup 2.0 16v					
1 -	4:32.042	6 -	42.169	11 -	41.754	16 -	1:00.224
2 -	47.464	7 -	41.912	12 -	41.565	17 -	42.810
3 -	44.959	8 -	41.489	13 -	41.874	18 -	41.976
4 -	43.089	9 -	41.501	14 -	42.046	19 -	41.728
5 -	42.636	10 -	41.656	15 -	2:36.776P	20 -	41.769
						21 -	41.953
						22 -	41.517
						23 -	42.563
						24 -	41.720
						25 -	41.745
7	Claire THOMPSON	PickupSport Pickup 2.0					
1 -	3:46.103	6 -	44.128	11 -	43.822	16 -	43.165
2 -	46.765	7 -	1:03.331P	12 -	1:03.437P	17 -	43.274
3 -	46.308	8 -	1:49.009	13 -	7:19.494	18 -	44.400
4 -	45.755	9 -	45.676	14 -	45.840	19 -	44.076
5 -	44.664	10 -	44.274	15 -	44.200	20 -	43.438
9	Pete WILKINSON	PickupSport Pickup 2.0 16v					
1 -	X:00.000P	6 -	43.435				
2 -	2:56.108	7 -	1:14.759P				
3 -	44.739						
4 -	43.563						
5 -	43.150						
15	Simon CARR	PickupSport Pickup 2.0 16v					
1 -	6:37.461	6 -	42.385	11 -	42.552	16 -	55.716
2 -	43.643	7 -	42.492	12 -	42.482	17 -	45.547
3 -	43.099	8 -	3:00.291P	13 -	42.290	18 -	43.648
4 -	43.998	9 -	56.889	14 -	42.436	19 -	42.100
5 -	43.766	10 -	43.351	15 -	3:25.004P	20 -	44.762

Weather/Track : Sunny/Dry

Rockingham Oval
Circuit Length = 1.4790 miles.
Start: 12:47 End: 13:12

Pickups LAP ANALYSIS

(contd.)

16	Stephen DANCE	PickupSport Pickup 2.0 16v							
1 -	X:00.000	6 -	42.072	11 -	41.170	16 -	2:52.255P		
2 -	53.292	7 -	42.116	12 -	41.015				
3 -	45.230	8 -	41.911	13 -	41.177				
4 -	43.216	9 -	42.135	14 -	41.554				
5 -	42.857	10 -	41.588	15 -	41.433				
18	John STANT	PickupSport Pickup 2.0 16v							
1 -	7:56.850	6 -	43.578	11 -	43.923	16 -	43.147	21 -	43.272
2 -	48.354	7 -	3:05.031P	12 -	43.594	17 -	44.429		
3 -	46.842	8 -	52.903	13 -	43.181	18 -	43.397		
4 -	45.293	9 -	44.984	14 -	43.593	19 -	43.230		
5 -	43.815	10 -	44.043	15 -	43.827	20 -	43.523		
21	Kelly-jayne WELLS	PickupSport Pickup 2.0 16v							
1 -	6:25.906	6 -	43.098	11 -	1:35.350P				
2 -	43.955	7 -	42.819						
3 -	43.791	8 -	42.098						
4 -	43.708	9 -	42.026						
5 -	43.277	10 -	42.562						
22	Nic GRINDROD	PickupSport Pickup 2.0 16v							
1 -	X:00.000	6 -	42.442	11 -	1:05.826P				
2 -	54.958	7 -	42.809	12 -	3:53.828				
3 -	54.763	8 -	42.757	13 -	42.297				
4 -	45.057	9 -	42.757	14 -	41.641				
5 -	42.594	10 -	42.834						
23	Richard NOVELL	PickupSport Pickup 2.0 16v							
1 -	X:00.000								
2 -	49.367								
3 -	50.177								
4 -	46.591								
5 -	1:14.453P								
28	Richard GRINDROD	PickupSport Pickup 2.0 16v							
1 -	X:00.000	6 -	41.742	11 -	3:14.476	16 -	42.737		
2 -	49.370	7 -	42.194	12 -	49.106	17 -	42.541		
3 -	44.073	8 -	41.720	13 -	44.266	18 -	42.473		
4 -	44.224	9 -	41.429	14 -	42.682				
5 -	42.700	10 -	1:03.177P	15 -	42.973				
29	Steve PEARCE	PickupSport Pickup 2.0 16v							
1 -	5:19.287	6 -	X:00.000	11 -	46.529				
2 -	51.847	7 -	50.837	12 -	47.959				
3 -	46.022	8 -	49.719						
4 -	49.832	9 -	48.815						
5 -	1:12.900P	10 -	47.837						

Weather/Track : Sunny/Dry

Rockingham Oval
Circuit Length = 1.4790 miles.
Start: 12:47 End: 13:12

Pickups LAP ANALYSIS

(contd.)

54	Gavin SEAGER	PickupSport Pickup 2.0 16v							
1 -	3:05.378	6 -	42.441	11 -	42.464	16 -	41.899	21 -	43.405
2 -	45.535	7 -	41.998	12 -	59.226P	17 -	58.349P	22 -	43.543
3 -	43.055	8 -	42.217	13 -	4:05.414	18 -	1:19.498	23 -	1:01.271P
4 -	43.839	9 -	42.322	14 -	42.229	19 -	51.989		
5 -	41.767	10 -	43.029	15 -	42.600	20 -	45.385		
55	Tony MUMFORD	PickupSport Pickup 2.0 16v							
1 -	8:49.095	6 -	42.597	11 -	42.978	16 -	41.849	21 -	41.563
2 -	48.585	7 -	42.995	12 -	4:23.579P	17 -	43.451	22 -	41.439
3 -	47.681	8 -	42.584	13 -	54.125	18 -	41.976		
4 -	44.736	9 -	42.126	14 -	43.030	19 -	42.373		
5 -	43.018	10 -	42.660	15 -	42.235	20 -	41.518		
59	Lee O'KEEFE	PickupSport Pickup 2.0							
1 -	X:00.000	6 -	43.390	11 -	44.596	16 -	42.830	21 -	1:05.310P
2 -	44.482	7 -	43.386	12 -	42.691	17 -	42.614		
3 -	43.225	8 -	42.985	13 -	42.553	18 -	44.061		
4 -	43.599	9 -	42.838	14 -	42.305	19 -	43.635		
5 -	43.082	10 -	43.877	15 -	42.264	20 -	43.619		
63	Phil WHITE	PickupSport Pickup 2.0 16v							
1 -	8:22.385	6 -	42.316	11 -	59.924P	16 -	42.041		
2 -	43.525	7 -	41.568	12 -	5:06.930	17 -	53.366P		
3 -	48.282	8 -	41.646	13 -	42.285				
4 -	44.870	9 -	41.783	14 -	42.011				
5 -	44.773	10 -	42.078	15 -	42.903				
65	Mark WILLIS	PickupSport Pickup 2.0 16v							
1 -	3:06.012	6 -	57.036P						
2 -	45.047								
3 -	42.771								
4 -	43.644								
5 -	42.010								
69	Lee ROGERS	PickupSport Pickup 2.0 16v							
1 -	4:01.341	6 -	2:52.971	11 -	49.247				
2 -	51.149	7 -	47.541	12 -	50.159				
3 -	51.017	8 -	48.727	13 -	1:09.681P				
4 -	48.512	9 -	48.924						
5 -	1:05.870P	10 -	47.963						
73	Stephen DOBBS	PickupSport Pickup 2.0 16v							
1 -	X:00.000	6 -	43.589	11 -	43.082	16 -	42.317		
2 -	44.530	7 -	43.030	12 -	42.201	17 -	42.647		
3 -	43.703	8 -	42.718	13 -	43.267	18 -	42.062		
4 -	44.250	9 -	1:02.098P	14 -	42.709	19 -	41.845		
5 -	43.549	10 -	4:22.310	15 -	42.190				

Weather/Track : Sunny/Dry

Rockingham Oval
Circuit Length = 1.4790 miles.
Start: 12:47 End: 13:12

Pickups LAP ANALYSIS

(contd.)

74	Paul POULTER	PickupSport Pickup 2.0 16v									
1 -	9:53.722	6 -	41.168	11 -	43.823						
2 -	46.283	7 -	41.618	12 -	2:44.203P						
3 -	43.727	8 -	41.186								
4 -	42.110	9 -	41.726								
5 -	41.284	10 -	41.873								
88	Graham FRANCE	PickupSport Pickup 2.0 16v									
1 -	6:05.585	6 -	45.119	11 -	43.343	16 -	2:26.850P	21 -	42.126		
2 -	43.288	7 -	45.032	12 -	41.908	17 -	49.565	22 -	41.852		
3 -	43.609	8 -	45.485	13 -	42.794	18 -	42.693	23 -	41.761		
4 -	3:53.841P	9 -	43.439	14 -	42.477	19 -	43.968	24 -	41.425		
5 -	51.144	10 -	43.968	15 -	42.650	20 -	42.067				
98	Antony HAWKINS	PickupSport Pickup 2.0 16v									
1 -	8:37.024	6 -	53.679	11 -	3:13.353P						
2 -	54.731	7 -	53.151	12 -	59.470						
3 -	53.951	8 -	53.620	13 -	48.078						
4 -	53.920	9 -	50.049	14 -	46.645						
5 -	54.513	10 -	48.714	15 -	1:16.519P						

Pickups

QUALIFYING SESSION 2

POS	NO	CL	NAME	NAT	ENTRY	TIME	LAPS	GAP	MPH
1	22		Nic GRINDROD		PickupSport Pickup 2.0 16v	40.556	24		131.28
2	28		Richard GRINDROD		PickupSport Pickup 2.0 16v	40.622	23	0.066	131.07
3	21		Kelly-jayne WELLS		PickupSport Pickup 2.0 16v	40.650	23	0.094	130.98
4	66		Martin HEATH		PickupSport Pickup 2.0 16v	40.727	25	0.171	130.73
5	16		Stephen DANCE		PickupSport Pickup 2.0 16v	40.790	21	0.234	130.53
6	6		Rob BUTTERFIELD		PickupSport Pickup 2.0 16v	40.837	30	0.281	130.38
7	74		Paul POULTER		PickupSport Pickup 2.0 16v	40.838	14	0.282	130.37
8	2		Dave BRIGGS		PickupSport Pickup 2.0 16v	41.216	16	0.660	129.18
9	63		Phil WHITE		PickupSport Pickup 2.0 16v	41.231	21	0.675	129.13
10	54		Gavin SEAGER		PickupSport Pickup 2.0 16v	41.238	23	0.682	129.11
11	73		Stephen DOBBS		PickupSport Pickup 2.0 16v	41.302	22	0.746	128.91
12	55		Tony MUMFORD		PickupSport Pickup 2.0 16v	41.855	28	1.299	127.21
13	59		Lee O'KEEFE		PickupSport Pickup 2.0	41.883	23	1.327	127.12
14	15		Simon CARR		PickupSport Pickup 2.0 16v	41.887	18	1.331	127.11
15	9		Pete WILKINSON		PickupSport Pickup 2.0 16v	42.098	5	1.542	126.47
16	65		Mark WILLIS		PickupSport Pickup 2.0 16v	42.174	9	1.618	126.24
17	88		Graham FRANCE		PickupSport Pickup 2.0 16v	42.438	24	1.882	125.46
18	18		John STANT		PickupSport Pickup 2.0 16v	42.445	25	1.889	125.44
19	5		Paul THURGOOD		PickupSport Pickup 2.0 16v	42.603	22	2.047	124.97
20	7		Claire THOMPSON		PickupSport Pickup 2.0	42.643	24	2.087	124.86
21	4		Pete STEVENS		PickupSport Pickup 2.0 16v	42.903	24	2.347	124.10
22	23		Richard NOVELL		PickupSport Pickup 2.0 16v	43.194	7	2.638	123.26
23	29		Steve PEARCE		PickupSport Pickup 2.0 16v	43.999	29	3.443	121.01
24	98		Antony HAWKINS		PickupSport Pickup 2.0 16v	44.379	25	3.823	119.97
25	69		Lee ROGERS		PickupSport Pickup 2.0 16v	45.405	32	4.849	117.26

Weather/Track : Sunny/Dry

Rockingham Oval
 Circuit Length = 1.4790 miles.
 Start: 13:52 End: 14:22

These results are provisional until the conclusion of any judicial and technical matters.

Clerk of Course:	Stewards:	Timekeeper:

Pickups LAP ANALYSIS

2	Dave BRIGGS	PickupSport Pickup 2.0 16v							
1 -	X:00.000	6 -	41.216	11 -	1:03.764P	16 -	58.272P		
2 -	45.115	7 -	41.796	12 -	2:22.297				
3 -	43.225	8 -	56.861P	13 -	44.505				
4 -	42.292	9 -	3:57.228	14 -	42.547				
5 -	41.819	10 -	46.257	15 -	42.997				
4	Pete STEVENS	PickupSport Pickup 2.0 16v							
1 -	X:00.000	6 -	43.115	11 -	43.175	16 -	53.049	21 -	50.049
2 -	1:21.733P	7 -	43.127	12 -	43.621	17 -	43.610	22 -	46.259
3 -	1:24.749	8 -	43.304	13 -	43.402	18 -	43.541	23 -	45.320
4 -	45.158	9 -	43.355	14 -	43.171	19 -	43.444	24 -	54.614
5 -	42.911	10 -	42.903	15 -	44.629	20 -	45.107		
5	Paul THURGOOD	PickupSport Pickup 2.0 16v							
1 -	8:53.719	6 -	42.977	11 -	43.074	16 -	54.514	21 -	43.436
2 -	43.698	7 -	43.061	12 -	43.323	17 -	44.739	22 -	43.594
3 -	43.479	8 -	3:52.526P	13 -	43.036	18 -	44.040		
4 -	43.201	9 -	56.337	14 -	43.259	19 -	42.603		
5 -	43.090	10 -	42.875	15 -	2:50.991P	20 -	42.845		
6	Rob BUTTERFIELD	PickupSport Pickup 2.0 16v							
1 -	4:54.303	6 -	41.871	11 -	42.108	16 -	41.226	21 -	41.453
2 -	45.169	7 -	42.928	12 -	43.841	17 -	42.047	22 -	41.764
3 -	43.360	8 -	41.619	13 -	42.191	18 -	41.849	23 -	42.931
4 -	42.727	9 -	43.965	14 -	41.908	19 -	42.691	24 -	40.837
5 -	42.069	10 -	42.132	15 -	42.288	20 -	41.743	25 -	41.659
								30 -	2:36.776P
7	Claire THOMPSON	PickupSport Pickup 2.0							
1 -	5:53.227	6 -	43.942	11 -	1:12.451P	16 -	43.020	21 -	44.490
2 -	49.776	7 -	45.610	12 -	2:39.040	17 -	42.710	22 -	42.936
3 -	45.829	8 -	45.577	13 -	44.311	18 -	42.643	23 -	44.397
4 -	45.065	9 -	45.964	14 -	43.900	19 -	1:06.524P	24 -	1:32.542
5 -	44.259	10 -	51.156	15 -	43.877	20 -	5:04.129		
9	Pete WILKINSON	PickupSport Pickup 2.0 16v							
1 -	X:00.000								
2 -	42.098								
3 -	42.168								
4 -	42.483								
5 -	1:19.160P								
15	Simon CARR	PickupSport Pickup 2.0 16v							
1 -	X:00.000	6 -	42.057	11 -	2:39.961P	16 -	42.081		
2 -	43.160	7 -	41.945	12 -	57.933	17 -	41.887		
3 -	42.241	8 -	41.923	13 -	42.870	18 -	3:16.744P		
4 -	42.076	9 -	42.002	14 -	42.391				
5 -	41.994	10 -	42.127	15 -	42.017				

Weather/Track : Sunny/Dry

Rockingham Oval
Circuit Length = 1.4790 miles.
Start: 13:52 End: 14:22

Pickups LAP ANALYSIS

(contd.)

16	Stephen DANCE	PickupSport Pickup 2.0 16v									
1 -	X:00.000	6 -	42.058	11 -	40.893	16 -	3:37.504P	21 -	1:00.334P		
2 -	48.291	7 -	41.731	12 -	40.917	17 -	55.619				
3 -	45.082	8 -	40.883	13 -	40.790	18 -	41.757				
4 -	41.782	9 -	40.979	14 -	41.237	19 -	41.885				
5 -	41.196	10 -	40.880	15 -	41.582	20 -	41.437				
18	John STANT	PickupSport Pickup 2.0 16v									
1 -	8:36.859	6 -	43.278	11 -	42.510	16 -	42.710	21 -	43.699		
2 -	47.719	7 -	43.741	12 -	43.020	17 -	42.961	22 -	43.684		
3 -	46.202	8 -	42.890	13 -	42.519	18 -	42.941	23 -	43.576		
4 -	43.976	9 -	43.041	14 -	42.445	19 -	43.955	24 -	42.866		
5 -	43.414	10 -	43.843	15 -	42.749	20 -	43.778	25 -	43.413		
21	Kelly-jayne WELLS	PickupSport Pickup 2.0 16v									
1 -	X:00.000	6 -	41.433	11 -	41.317	16 -	41.296	21 -	41.826		
2 -	41.849	7 -	40.997	12 -	41.074	17 -	41.189	22 -	42.183		
3 -	41.136	8 -	46.086	13 -	41.194	18 -	41.551	23 -	42.936		
4 -	41.948	9 -	42.662	14 -	41.141	19 -	4:31.525P				
5 -	40.650	10 -	41.289	15 -	41.269	20 -	51.863				
22	Nic GRINDROD	PickupSport Pickup 2.0 16v									
1 -	6:36.073	6 -	41.568	11 -	3:37.948	16 -	41.537	21 -	42.994		
2 -	42.680	7 -	41.613	12 -	47.527	17 -	41.632	22 -	41.859		
3 -	41.590	8 -	41.192	13 -	41.413	18 -	42.103	23 -	43.454		
4 -	41.479	9 -	41.319	14 -	40.556	19 -	42.140	24 -	1:07.146P		
5 -	41.167	10 -	1:07.786P	15 -	41.497	20 -	42.363				
23	Richard NOVELL	PickupSport Pickup 2.0 16v									
1 -	X:00.000	6 -	43.568								
2 -	44.158	7 -	44.816								
3 -	43.470										
4 -	43.194										
5 -	43.831										
28	Richard GRINDROD	PickupSport Pickup 2.0 16v									
1 -	6:56.359	6 -	42.781	11 -	3:07.746	16 -	41.715	21 -	43.510		
2 -	50.854	7 -	42.669	12 -	47.089	17 -	41.103	22 -	41.432		
3 -	43.274	8 -	42.425	13 -	41.410	18 -	41.751	23 -	1:02.877P		
4 -	42.852	9 -	43.804	14 -	40.622	19 -	43.276				
5 -	41.254	10 -	1:00.993P	15 -	41.672	20 -	41.534				
29	Steve PEARCE	PickupSport Pickup 2.0 16v									
1 -	4:24.062	6 -	44.646	11 -	44.353	16 -	45.473	21 -	44.730	26 -	47.563
2 -	45.963	7 -	44.357	12 -	44.737	17 -	44.549	22 -	45.663	27 -	44.123
3 -	45.732	8 -	43.999	13 -	45.287	18 -	47.934	23 -	44.039	28 -	44.997
4 -	45.635	9 -	44.006	14 -	45.721	19 -	47.795	24 -	44.485	29 -	1:17.103P
5 -	44.744	10 -	44.129	15 -	46.409	20 -	45.429	25 -	45.374		

Weather/Track : Sunny/Dry

Rockingham Oval
Circuit Length = 1.4790 miles.
Start: 13:52 End: 14:22

Pickups LAP ANALYSIS

(contd.)

54	Gavin SEAGER	PickupSport Pickup 2.0 16v									
1 -	6:16.246	6 -	41.765	11 -	55.635P	16 -	41.593	21 -	42.313		
2 -	44.617	7 -	43.220	12 -	2:27.813	17 -	41.838	22 -	42.022		
3 -	44.719	8 -	42.013	13 -	47.892	18 -	41.556	23 -	55.910P		
4 -	43.378	9 -	42.100	14 -	43.705	19 -	41.238				
5 -	43.206	10 -	44.168	15 -	41.776	20 -	41.910				
55	Tony MUMFORD	PickupSport Pickup 2.0 16v									
1 -	5:52.826	6 -	43.559	11 -	48.261	16 -	41.907	21 -	3:57.646P	26 -	42.453
2 -	49.841	7 -	45.850	12 -	48.970	17 -	43.049	22 -	52.327	27 -	41.855
3 -	45.781	8 -	45.570	13 -	42.365	18 -	42.420	23 -	43.368	28 -	1:05.304P
4 -	45.036	9 -	46.224	14 -	42.803	19 -	42.113	24 -	42.950		
5 -	44.389	10 -	50.914	15 -	42.248	20 -	42.529	25 -	42.550		
59	Lee O'KEEFE	PickupSport Pickup 2.0									
1 -	X:00.000	6 -	44.553	11 -	43.254	16 -	3:06.319	21 -	1:01.876P		
2 -	43.754	7 -	45.570	12 -	42.924	17 -	43.714	22 -	1:26.682		
3 -	42.422	8 -	41.883	13 -	42.869	18 -	43.951	23 -	1:31.546P		
4 -	44.999	9 -	42.045	14 -	43.895	19 -	42.770				
5 -	43.356	10 -	42.135	15 -	59.539P	20 -	42.830				
63	Phil WHITE	PickupSport Pickup 2.0 16v									
1 -	4:05.536	6 -	44.380	11 -	42.006	16 -	41.763	21 -	54.230P		
2 -	42.255	7 -	42.266	12 -	41.768	17 -	41.939				
3 -	41.967	8 -	45.487	13 -	56.507P	18 -	46.672				
4 -	46.626	9 -	41.231	14 -	7:26.149	19 -	41.884				
5 -	45.099	10 -	42.476	15 -	41.990	20 -	42.123				
65	Mark WILLIS	PickupSport Pickup 2.0 16v									
1 -	4:24.344	6 -	3:10.574								
2 -	43.423	7 -	42.174								
3 -	42.360	8 -	42.257								
4 -	42.877	9 -	1:07.155P								
5 -	58.670P										
66	Martin HEATH	PickupSport Pickup 2.0 16v									
1 -	X:00.000	6 -	42.239	11 -	41.062	16 -	53.563P	21 -	41.303		
2 -	47.112	7 -	40.839	12 -	40.881	17 -	3:22.164	22 -	42.054		
3 -	43.371	8 -	43.533	13 -	40.879	18 -	42.693	23 -	41.517		
4 -	42.340	9 -	41.916	14 -	40.727	19 -	41.615	24 -	41.516		
5 -	41.933	10 -	40.791	15 -	41.121	20 -	42.962	25 -	1:08.500P		
69	Lee ROGERS	PickupSport Pickup 2.0 16v									
1 -	3:23.305	6 -	47.256	11 -	1:04.430P	16 -	46.828	21 -	46.677	26 -	47.363
2 -	50.947	7 -	47.184	12 -	3:36.645	17 -	45.405	22 -	46.230	27 -	45.488
3 -	48.209	8 -	46.087	13 -	48.182	18 -	46.573	23 -	45.893	28 -	45.671
4 -	47.515	9 -	46.356	14 -	46.570	19 -	46.272	24 -	46.947	29 -	46.837
5 -	47.334	10 -	45.776	15 -	45.523	20 -	47.326	25 -	45.554	30 -	45.739

Weather/Track : Sunny/Dry

Rockingham Oval
Circuit Length = 1.4790 miles.
Start: 13:52 End: 14:22

Pickups LAP ANALYSIS

(contd.)

73	Stephen DOBBS					PickupSport Pickup 2.0 16v				
1 -	5:55.099	6 -	42.086	11 -	41.778	16 -	2:01.921	21 -	2:38.580	
2 -	42.889	7 -	59.785P	12 -	41.302	17 -	42.666	22 -	53.458	
3 -	42.467	8 -	3:05.386	13 -	54.891P	18 -	42.910			
4 -	42.084	9 -	41.836	14 -	4:18.754	19 -	41.873			
5 -	41.976	10 -	42.064	15 -	58.646P	20 -	54.393P			
74	Paul POULTER					PickupSport Pickup 2.0 16v				
1 -	5:19.646	6 -	40.838	11 -	41.330					
2 -	59.800	7 -	41.503	12 -	41.626					
3 -	48.206	8 -	1:54.133P	13 -	41.527					
4 -	42.425	9 -	59.369	14 -	3:40.680P					
5 -	41.107	10 -	42.061							
88	Graham FRANCE					PickupSport Pickup 2.0 16v				
1 -	6:06.215	6 -	42.689	11 -	42.438	16 -	42.538	21 -	44.304	
2 -	44.233	7 -	42.805	12 -	42.487	17 -	42.515	22 -	42.624	
3 -	4:35.936P	8 -	43.697	13 -	42.713	18 -	43.106	23 -	43.526	
4 -	55.918	9 -	42.465	14 -	42.584	19 -	4:26.089P	24 -	50.832	
5 -	43.360	10 -	43.043	15 -	42.868	20 -	53.648			
98	Antony HAWKINS					PickupSport Pickup 2.0 16v				
1 -	9:20.499	6 -	1:56.233P	11 -	45.139	16 -	45.414	21 -	44.379	
2 -	45.962	7 -	59.435	12 -	44.854	17 -	2:02.639P	22 -	44.635	
3 -	45.376	8 -	45.517	13 -	46.103	18 -	58.760	23 -	45.303	
4 -	45.010	9 -	45.328	14 -	44.794	19 -	45.586	24 -	44.842	
5 -	44.507	10 -	44.441	15 -	44.961	20 -	44.752	25 -	45.327	

Pickups

QUALIFYING SESSION 3

POS	NO	CL	NAME	NAT	ENTRY	TIME	LAPS	GAP	MPH
1	16		Stephen DANCE		PickupSport Pickup 2.0 16v	40.956	15		130.00
2	63		Phil WHITE		PickupSport Pickup 2.0 16v	41.027	10	0.071	129.77
3	22		Nic GRINDROD		PickupSport Pickup 2.0 16v	41.125	14	0.169	129.46
4	66		Martin HEATH		PickupSport Pickup 2.0 16v	41.192	11	0.236	129.25
5	54		Gavin SEAGER		PickupSport Pickup 2.0 16v	41.194	15	0.238	129.25
6	55		Tony MUMFORD		PickupSport Pickup 2.0 16v	41.222	13	0.266	129.16
7	15		Simon CARR		PickupSport Pickup 2.0 16v	41.231	17	0.275	129.13
8	2		Dave BRIGGS		PickupSport Pickup 2.0 16v	41.272	13	0.316	129.00
9	65		Mark WILLIS		PickupSport Pickup 2.0 16v	41.354	7	0.398	128.75
10	28		Richard GRINDROD		PickupSport Pickup 2.0 16v	41.458	12	0.502	128.42
11	59		Lee O'KEEFE		PickupSport Pickup 2.0	42.470	11	1.514	125.36
12	5		Paul THURGOOD		PickupSport Pickup 2.0 16v	42.726	15	1.770	124.61
13	4		Pete STEVENS		PickupSport Pickup 2.0 16v	42.768	17	1.812	124.49
14	98		Antony HAWKINS		PickupSport Pickup 2.0 16v	42.928	12	1.972	124.03
15	73		Stephen DOBBS		PickupSport Pickup 2.0 16v	42.933	4	1.977	124.01
16	29		Steve PEARCE		PickupSport Pickup 2.0 16v	44.367	13	3.411	120.00
17	69		Lee ROGERS		PickupSport Pickup 2.0 16v	44.863	16	3.907	118.68
18	7		Claire THOMPSON		PickupSport Pickup 2.0	47.308	7	6.352	112.54

Weather/Track : Sunny/Dry

Rockingham Oval
 Circuit Length = 1.4790 miles.
 Start: 14:49 End: 15:04

These results are provisional until the conclusion of any judicial and technical matters.

Clerk of Course:	Stewards:	Timekeeper:

Pickups LAP ANALYSIS

2	Dave BRIGGS	PickupSport Pickup 2.0 16v			
1 -	6:42.225	6 -	1:00.707P	11 -	41.272
2 -	48.560	7 -	2:51.797	12 -	42.278
3 -	42.614	8 -	41.917	13 -	41.957
4 -	41.976	9 -	41.880		
5 -	42.493	10 -	41.828		
4	Pete STEVENS	PickupSport Pickup 2.0 16v			
1 -	6:28.150	6 -	42.964	11 -	43.723
2 -	44.548	7 -	43.535	12 -	43.359
3 -	42.768	8 -	44.014	13 -	43.449
4 -	42.768	9 -	43.027	14 -	43.940
5 -	42.967	10 -	43.022	15 -	43.934
5	Paul THURGOOD	PickupSport Pickup 2.0 16v			
1 -	7:20.133	6 -	44.233	11 -	43.819
2 -	43.911	7 -	44.510	12 -	43.264
3 -	43.250	8 -	43.470	13 -	42.996
4 -	43.302	9 -	43.531	14 -	42.726
5 -	43.708	10 -	43.222	15 -	43.697
7	Claire THOMPSON	PickupSport Pickup 2.0			
1 -	X:00.000	6 -	50.516		
2 -	52.730	7 -	47.696		
3 -	48.215				
4 -	48.347				
5 -	47.308				
15	Simon CARR	PickupSport Pickup 2.0 16v			
1 -	4:41.002	6 -	41.969	11 -	42.396
2 -	43.100	7 -	41.639	12 -	41.658
3 -	42.256	8 -	41.702	13 -	41.666
4 -	41.858	9 -	42.042	14 -	41.471
5 -	41.947	10 -	41.678	15 -	41.231
16	Stephen DANCE	PickupSport Pickup 2.0 16v			
1 -	7:11.255	6 -	41.324	11 -	41.249
2 -	42.178	7 -	42.446	12 -	42.055
3 -	41.171	8 -	41.458	13 -	41.127
4 -	42.132	9 -	41.149	14 -	41.148
5 -	41.873	10 -	43.659	15 -	40.956
22	Nic GRINDROD	PickupSport Pickup 2.0 16v			
1 -	6:21.004	6 -	43.222	11 -	42.702
2 -	49.419	7 -	41.442	12 -	41.291
3 -	42.017	8 -	41.465	13 -	43.138
4 -	41.890	9 -	41.947	14 -	1:11.935P
5 -	42.275	10 -	41.125		

Weather/Track : Sunny/Dry

Rockingham Oval
Circuit Length = 1.4790 miles.
Start: 14:49 End: 15:04

Pickups LAP ANALYSIS

(contd.)

28	Richard GRINDROD	PickupSport Pickup 2.0 16v		
1 -	6:24.399	6 -	42.909	11 - 45.148
2 -	45.676	7 -	41.458	12 - 1:16.323P
3 -	42.231	8 -	41.521	
4 -	41.912	9 -	42.262	
5 -	42.932	10 -	41.567	
29	Steve PEARCE	PickupSport Pickup 2.0 16v		
1 -	8:47.135	6 -	46.154	11 - 44.956
2 -	46.047	7 -	45.426	12 - 44.367
3 -	45.806	8 -	45.663	13 - 44.924
4 -	45.354	9 -	46.976	
5 -	47.105	10 -	45.431	
54	Gavin SEAGER	PickupSport Pickup 2.0 16v		
1 -	7:31.273	6 -	46.063	11 - 42.142
2 -	43.003	7 -	43.556	12 - 42.584
3 -	42.503	8 -	41.365	13 - 41.194
4 -	49.017	9 -	41.726	14 - 42.177
5 -	50.368	10 -	41.261	15 - 42.272
55	Tony MUMFORD	PickupSport Pickup 2.0 16v		
1 -	8:53.604	6 -	41.325	11 - 41.222
2 -	48.955	7 -	41.879	12 - 43.052
3 -	53.538	8 -	41.498	13 - 41.880
4 -	46.281	9 -	41.810	
5 -	43.617	10 -	42.541	
59	Lee O'KEEFE	PickupSport Pickup 2.0		
1 -	X:00.000	6 -	42.886	11 - 42.868
2 -	46.044	7 -	42.622	
3 -	43.723	8 -	42.782	
4 -	42.603	9 -	42.470	
5 -	42.655	10 -	42.638	
63	Phil WHITE	PickupSport Pickup 2.0 16v		
1 -	X:00.000	6 -	41.897	
2 -	42.097	7 -	42.526	
3 -	41.259	8 -	41.192	
4 -	41.074	9 -	43.816	
5 -	41.027	10 -	41.563	
65	Mark WILLIS	PickupSport Pickup 2.0 16v		
1 -	8:41.980	6 -	41.354	
2 -	43.529	7 -	1:01.932P	
3 -	42.141			
4 -	42.179			
5 -	41.765			

Weather/Track : Sunny/Dry

Rockingham Oval
Circuit Length = 1.4790 miles.
Start: 14:49 End: 15:04

Pickups LAP ANALYSIS

(contd.)

66	Martin HEATH	PickupSport Pickup 2.0 16v			
1 -	X:00.000	6 -	41.980	11 -	41.281
2 -	41.985	7 -	41.192		
3 -	41.347	8 -	41.315		
4 -	42.058	9 -	41.639		
5 -	41.630	10 -	41.196		
69	Lee ROGERS	PickupSport Pickup 2.0 16v			
1 -	5:59.484	6 -	45.789	11 -	46.506
2 -	48.586	7 -	45.637	12 -	46.076
3 -	46.964	8 -	46.949	13 -	45.671
4 -	45.449	9 -	46.090	14 -	45.934
5 -	44.863	10 -	47.020	15 -	46.057
73	Stephen DOBBS	PickupSport Pickup 2.0 16v			
1 -	X:00.000				
2 -	46.404				
3 -	43.185				
4 -	42.933				
98	Antony HAWKINS	PickupSport Pickup 2.0 16v			
1 -	9:28.935	6 -	43.577	11 -	43.801
2 -	45.253	7 -	43.212	12 -	44.271
3 -	44.238	8 -	44.639		
4 -	44.505	9 -	43.261		
5 -	43.432	10 -	42.928		

Pickups

RACE 7 RESULT

POS	NO	CL	NAME	NAT	ENTRY	TIME	LAPS	GAP	MPH	BEST
1	74		Paul POULTER		PickupSport Pickup 2.0 16v	30:01.690	35		103.43	40.574
2	16		Stephen DANCE		PickupSport Pickup 2.0 16v	30:01.992	35	0.302	103.41	40.813
3	22		Nic GRINDROD		PickupSport Pickup 2.0 16v	30:02.098	35	0.408	103.40	40.832
4	6		Rob BUTTERFIELD		PickupSport Pickup 2.0 16v	30:02.111	35	0.421	103.40	40.436
5	15		Simon CARR		PickupSport Pickup 2.0 16v	30:02.130	35	0.440	103.40	40.379
6	54		Gavin SEAGER		PickupSport Pickup 2.0 16v	30:02.514	35	0.824	103.38	40.885
7	65		Mark WILLIS		PickupSport Pickup 2.0 16v	30:02.844	35	1.154	103.36	40.484
8	21		Kelly-jayne WELLS		PickupSport Pickup 2.0 16v	30:04.108	35	2.418	103.29	40.228
9	9		Pete WILKINSON		PickupSport Pickup 2.0 16v	30:04.137	35	2.447	103.29	40.807
10	28		Richard GRINDROD		PickupSport Pickup 2.0 16v	30:04.151	35	2.461	103.29	40.805
11	73		Stephen DOBBS		PickupSport Pickup 2.0 16v	30:04.404	35	2.714	103.27	40.042
12	2		Dave BRIGGS		PickupSport Pickup 2.0 16v	30:06.321	35	4.631	103.16	40.669
13	59		Lee O'KEEFE		PickupSport Pickup 2.0	30:10.368	35	8.678	102.93	41.239
14	4		Pete STEVENS		PickupSport Pickup 2.0 16v	30:11.233	35	9.543	102.88	41.382
15	63		Phil WHITE		PickupSport Pickup 2.0 16v	30:11.280	35	9.590	102.88	41.035
16	7		Claire THOMPSON		PickupSport Pickup 2.0	30:14.554	35	12.864	102.70	42.546
17	18		John STANT		PickupSport Pickup 2.0 16v	30:15.945	35	14.255	102.62	41.653
18	69		Lee ROGERS		PickupSport Pickup 2.0 16v	30:16.568	35	14.878	102.58	42.681
19	23		Richard NOVELL		PickupSport Pickup 2.0 16v	30:19.570	35	17.880	102.41	42.249
20	98		Antony HAWKINS		PickupSport Pickup 2.0 16v	30:24.125	35	22.435	102.16	42.707
21	88		Graham FRANCE		PickupSport Pickup 2.0 16v	30:22.478	34	1 LAP	99.33	41.051
22	29		Steve PEARCE		PickupSport Pickup 2.0 16v	30:36.842	34	1 LAP	98.55	45.441
NOT CLASSIFIED										
66			Martin HEATH		PickupSport Pickup 2.0 16v	18:27.725	22	D.N.F.	105.74	40.877
5			Paul THURGOOD		PickupSport Pickup 2.0 16v	10:37.993	11	D.N.F.	91.80	42.135
55			Tony MUMFORD		PickupSport Pickup 2.0 16v	2:57.159	4	D.N.F.	120.21	42.189
FASTEST LAP										
73			Stephen DOBBS		PickupSport Pickup 2.0 16v	40.042	34	132.97mph		213.99kph

Weather/Track : Bright/Dry

Rockingham Oval
Circuit Length = 1.4790 miles.
Start: 12:15 End: 12:45

These results are provisional until the conclusion of any judicial and technical matters.

Clerk of Course:	Stewards:	Timekeeper:

Pickups LAP CHART

Lap 1			Lap 2			Lap 3			Lap 4			Lap 5		
No	Behind	Laptime	No	Behind	Laptime	No	Behind	Laptime	No	Behind	Laptime	No	Behind	Laptime
15		46.067	15		41.533	15		41.597	65		41.553	65		41.265
54	0.519	46.586	54	0.506	41.520	65	0.126	41.099	54	0.076	41.629	54	0.108	41.297
55	0.865	46.932	65	0.624	40.885	54	0.126	41.217	66	0.351	41.820	66	0.214	41.128
66	0.997	47.064	66	0.930	41.466	66	0.210	40.877	15	0.395	42.074	15	0.402	41.272
9	1.152	47.219	16	2.265	42.252	16	1.976	41.308	16	1.667	41.370	16	1.420	41.018
65	1.272	47.339	63	2.704	42.082	63	2.426	41.319	6	2.210	41.354	6	1.743	40.798
2	1.493	47.560	6	2.808	42.433	6	2.535	41.324	63	2.656	41.909	22	2.673	41.022
21	1.486	47.553	21	2.938	42.985	21	2.624	41.283	21	2.680	41.735	21	2.826	41.411
22	1.533	47.600	88	3.535	42.947	22	3.173	41.012	22	2.916	41.422	74	3.762	41.430
16	1.546	47.613	22	3.758	43.758	88	3.543	41.605	88	2.915	41.051	63	3.952	42.561
74	1.804	47.871	9	3.955	44.336	9	3.936	41.578	9	3.288	41.031	88	4.404	42.754
6	1.908	47.975	2	4.176	44.216	2	4.212	41.633	74	3.597	40.757	9	4.480	42.457
88	2.121	48.188	74	4.325	44.054	74	4.519	41.791	2	3.828	41.295	2	4.867	42.304
63	2.155	48.222	5	4.624	43.205	5	5.162	42.135	5	5.980	42.497	28	6.729	41.671
5	2.952	49.019	55	4.787	45.455	55	5.379	42.189	55	6.283	42.583	5	7.556	42.841
18	3.733	49.800	18	5.058	42.858	18	5.668	42.207	28	6.323	41.791	73	8.063	42.537
23	4.179	50.246	23	5.446	42.800	23	6.098	42.249	73	6.791	42.148	18	8.846	43.017
28	4.398	50.465	28	5.489	42.624	28	6.211	42.319	18	7.094	43.105	4	10.905	44.448
69	4.668	50.735	73	5.905	42.592	73	6.322	42.014	4	7.722	42.500	59	11.840	45.334
4	4.848	50.915	4	6.212	42.897	4	6.901	42.286	23	7.754	43.335	23	16.915	50.426
73	4.846	50.913	59	7.076	42.248	59	7.038	41.559	59	7.771	42.412	69	17.930	48.238
59	6.361	52.428	69	7.101	43.966	69	9.216	43.712	69	10.957	43.420	98	19.744	49.459
98	6.447	52.514	98	8.977	44.063	98	10.522	43.142	98	11.550	42.707	7	20.256	46.333
7	6.910	52.977	7	9.405	44.028	7	12.634	44.826	7	15.188	44.233	29	28.835	50.931
29	7.230	53.297	29	11.367	45.670	29	15.211	45.441	29	19.169	45.637			

Weather/Track : Bright/Dry

Rockingham Oval
Circuit Length = 1.4790 miles.
Start: 12:15 End: 12:45

Pickups LAP CHART

(contd.)

Lap 6			Lap 7			Lap 8			Lap 9			Lap 10		
No	Behind	Laptime	No	Behind	Laptime	No	Behind	Laptime	No	Behind	Laptime	No	Behind	Laptime
65		56.232	65		1:14.534	65		1:08.422	65		1:06.961	65		1:17.456
54	0.308	56.432	54	0.412	1:14.638	54	0.437	1:08.447	54	0.307	1:06.831	54	0.337	1:17.486
66	0.660	56.678	66	1.189	1:15.063	66	0.941	1:08.174	66	0.742	1:06.762	66	0.917	1:17.631
15	1.083	56.913	15	1.637	1:15.088	15	1.404	1:08.189	15	1.140	1:06.697	15	1.502	1:17.818
16	2.045	56.857	16	2.662	1:15.151	16	2.290	1:08.050	16	1.639	1:06.310	16	2.005	1:17.822
6	2.648	57.137	6	3.220	1:15.106	6	2.948	1:08.150	6	1.963	1:05.976	6	2.487	1:17.980
22	3.222	56.781	22	4.023	1:15.335	22	4.933	1:09.332	22	2.778	1:04.806	22	2.996	1:17.674
21	3.517	56.923	21	4.512	1:15.529	21	5.293	1:09.203	21	3.259	1:04.927	21	3.283	1:17.480
74	4.085	56.555	74	5.002	1:15.451	74	5.741	1:09.161	74	3.720	1:04.940	74	4.533	1:18.269
63	4.425	56.705	63	5.412	1:15.521	63	6.114	1:09.124	63	4.078	1:04.925	63	4.928	1:18.306
88	5.361	57.189	88	6.252	1:15.425	88	6.764	1:08.934	88	4.564	1:04.761	88	5.789	1:18.681
9	6.076	57.828	9	6.707	1:15.165	9	7.238	1:08.953	9	4.875	1:04.598	9	6.154	1:18.735
2	6.642	58.007	2	8.070	1:15.962	2	7.832	1:08.184	2	6.147	1:05.276	2	6.751	1:18.060
28	7.401	56.904	28	9.356	1:16.489	28	8.387	1:07.453	28	6.674	1:05.248	28	7.261	1:18.043
5	9.270	57.946	5	10.904	1:16.168	5	8.986	1:06.504	5	7.048	1:05.023	5	7.534	1:17.942
18	9.747	57.133	18	12.294	1:17.081	18	9.335	1:05.463	18	7.758	1:05.384	18	8.281	1:17.979
4	10.862	56.189	4	12.740	1:16.412	4	10.000	1:05.682	4	8.162	1:05.123	4	8.770	1:18.064
59	11.453	55.845	59	13.263	1:16.344	59	10.479	1:05.638	59	8.500	1:04.982	59	9.475	1:18.431
23	12.312	51.629	23	13.981	1:16.203	23	11.176	1:05.617	23	9.100	1:04.885	23	10.028	1:18.384
69	14.754	53.056	69	14.428	1:14.208	69	12.090	1:06.084	69	9.454	1:04.325	69	10.506	1:18.508
98	17.829	54.317	98	15.346	1:12.051	98	13.158	1:06.234	98	9.777	1:03.580	98	10.998	1:18.677
7	18.702	54.678	7	16.011	1:11.843	7	13.982	1:06.393	7	10.078	1:03.057	7	11.276	1:18.654
73	19.815	1:07.984P	29	16.488	1:05.458	29	14.543	1:06.477	29	10.538	1:02.956	29	11.662	1:18.580
29	25.564	52.961	73	27.323	1:22.042	73	15.081	56.180	73	10.864	1:02.744	73	12.086	1:18.678

Weather/Track : Bright/Dry

Rockingham Oval
Circuit Length = 1.4790 miles.
Start: 12:15 End: 12:45

Pickups LAP CHART

(contd.)

Lap 11			Lap 12			Lap 13			Lap 14			Lap 15		
No	Behind	Laptime	No	Behind	Laptime	No	Behind	Laptime	No	Behind	Laptime	No	Behind	Laptime
65		1:14.308	65		1:02.242	65		41.794	65		41.089	66		41.271
54	0.309	1:14.280	54	0.104	1:02.037	54	0.172	41.862	66	0.057	40.985	65	0.139	41.467
66	0.691	1:14.082	66	0.219	1:01.770	66	0.161	41.736	16	0.307	40.945	54	0.263	41.178
15	1.030	1:13.836	15	0.344	1:01.556	16	0.451	41.771	54	0.413	41.330	16	0.388	41.409
16	1.498	1:13.801	16	0.474	1:01.218	6	0.889	41.978	6	1.165	41.365	6	0.559	40.722
6	2.063	1:13.884	6	0.705	1:00.884	15	1.011	42.461	15	1.252	41.330	21	0.704	40.729
22	2.650	1:13.962	22	0.879	1:00.471	22	1.150	42.065	21	1.303	41.113	74	0.922	40.731
21	2.937	1:13.962	21	1.064	1:00.369	21	1.279	42.009	22	1.368	41.307	15	1.138	41.214
74	5.022	1:14.797	74	1.268	58.488	74	1.270	41.796	63	1.512	41.282	22	1.280	41.240
63	5.451	1:14.831	63	1.417	58.208	63	1.319	41.696	74	1.519	41.338	63	1.492	41.308
88	5.848	1:14.367	88	1.565	57.959	88	1.569	41.798	88	1.761	41.281	88	1.614	41.181
9	6.262	1:14.416	9	1.689	57.669	9	1.876	41.981	9	1.975	41.188	9	1.712	41.065
2	6.725	1:14.282	2	1.798	57.315	2	2.029	42.025	2	2.183	41.243	28	2.256	41.339
28	7.642	1:14.689	28	2.142	56.742	28	2.189	41.841	28	2.245	41.145	2	2.471	41.616
5	7.939	1:14.713	18	2.385	56.068	18	2.608	42.017	18	3.294	41.775	18	3.619	41.653
18	8.559	1:14.586	4	2.761	56.126	4	3.326	42.359	4	3.619	41.382	4	3.935	41.644
4	8.877	1:14.415	59	3.071	55.958	59	3.462	42.185	59	3.612	41.239	59	4.042	41.758
59	9.355	1:14.188	23	3.500	55.844	23	4.832	43.126	23	6.575	42.832	73	7.483	41.333
23	9.898	1:14.178	69	3.641	55.577	69	5.195	43.348	69	6.787	42.681	23	8.385	43.138
69	10.306	1:14.108	98	3.964	55.526	98	5.571	43.401	73	7.478	42.289	69	8.740	43.281
98	10.680	1:13.990	7	4.508	55.817	7	5.898	43.184	7	8.106	43.297	7	9.669	42.891
7	10.933	1:13.965	29	5.608	55.795	73	6.278	42.393	98	8.245	43.763	98	10.806	43.889
29	12.055	1:14.701	73	5.679	55.501	29	10.019	46.205	29	14.513	45.583	29	19.329	46.144
73	12.420	1:14.642												

Weather/Track : Bright/Dry

Rockingham Oval
Circuit Length = 1.4790 miles.
Start: 12:15 End: 12:45

Pickups LAP CHART

(contd.)

Lap 16			Lap 17			Lap 18			Lap 19			Lap 20		
No	Behind	Laptime	No	Behind	Laptime	No	Behind	Laptime	No	Behind	Laptime	No	Behind	Laptime
65		41.002	65		41.876	66		41.627	54		41.494	66		41.360
66	0.188	41.329	66	0.078	41.766	65	0.068	41.773	66	0.162	41.939	16	0.133	41.405
16	0.246	40.999	16	0.312	41.942	54	0.283	41.542	16	0.250	41.622	6	0.329	41.490
54	0.274	41.152	54	0.446	42.048	16	0.405	41.798	6	0.361	41.552	15	0.457	41.451
6	0.326	40.908	6	0.669	42.219	6	0.586	41.622	15	0.528	41.685	74	0.686	41.518
21	0.621	41.058	15	0.895	41.828	15	0.620	41.430	22	0.640	40.832	22	0.820	41.702
74	0.820	41.039	74	1.067	42.123	22	1.585	42.061	74	0.690	40.707	54	1.030	42.552
15	0.943	40.946	22	1.229	42.125	74	1.760	42.398	65	1.023	42.732	65	1.031	41.530
22	0.980	40.841	28	1.829	41.785	28	1.958	41.834	28	1.183	41.002	28	1.057	41.396
63	1.386	41.035	9	1.909	42.118	9	3.128	42.924	9	2.273	40.922	29	1 LAP	49.172
88	1.612	41.139	88	2.166	42.430	2	3.914	43.447	2	3.710	41.573	9	1.558	40.807
9	1.667	41.096	2	2.172	42.049	88	4.421	43.960	88	4.094	41.450	88	3.855	41.283
28	1.920	40.805	4	5.627	42.492	18	7.660	43.694	63	8.877	42.787	2	4.023	41.835
2	1.999	40.669	18	5.671	42.720	63	7.867	1:30.062	18	9.233	43.350	73	9.372	41.637
18	4.827	42.349	59	5.899	42.598	4	8.077	44.155	73	9.257	42.732	63	9.722	42.367
4	5.011	42.217	73	6.514	40.902	73	8.302	43.493	4	9.683	43.383	18	9.995	42.284
59	5.177	42.276	69	13.600	44.609	59	8.515	44.321	59	9.952	43.214	4	10.446	42.285
73	7.488	41.146	7	14.717	45.519	69	16.113	44.218	69	18.042	43.706	59	10.669	42.239
23	10.737	43.493	23	16.531	47.670	7	16.483	43.471	7	18.278	43.572	69	20.122	43.602
69	10.867	43.268	98	17.522	46.352	98	21.121	45.304	98	23.574	44.230	7	20.315	43.559
7	11.074	42.546	21	22.329	1:03.584	23	22.397	47.571	23	24.254	43.634	21	26.093	41.183
98	13.046	43.381	29	29.961	47.245	21	26.973	46.349	21	26.432	41.236	98	26.292	44.240
29	24.592	46.404				29	35.190	46.934				23	26.561	43.829

Weather/Track : Bright/Dry

Rockingham Oval
Circuit Length = 1.4790 miles.
Start: 12:15 End: 12:45

Pickups LAP CHART

(contd.)

Lap 21			Lap 22			Lap 23			Lap 24			Lap 25		
No	Behind	Laptime	No	Behind	Laptime	No	Behind	Laptime	No	Behind	Laptime	No	Behind	Laptime
16		41.328	16		40.826	16		42.601	16		1:07.541	16		1:13.604
6	0.115	41.247	6	0.144	40.855	6	0.244	42.701	6	0.303	1:07.600	6	0.401	1:13.702
74	0.246	41.021	22	0.630	40.966	22	0.684	42.655	22	1.111	1:07.968	22	2.045	1:14.538
22	0.490	41.131	74	0.643	41.223	74	0.862	42.820	74	1.434	1:08.113	74	2.421	1:14.591
66	0.647	42.108	66	0.910	41.089	15	1.358	42.929	15	1.861	1:08.044	15	2.950	1:14.693
15	0.835	41.839	15	1.030	41.021	65	2.178	43.589	65	2.281	1:07.644	65	3.511	1:14.834
54	0.925	41.356	65	1.190	40.855	54	2.983	44.331	54	2.651	1:07.209	54	4.035	1:14.988
65	1.161	41.591	54	1.253	41.154	9	4.078	44.840	9	3.117	1:06.580	9	4.937	1:15.424
28	1.160	41.564	28	1.694	41.360	28	4.270	45.177	28	3.601	1:06.872	28	5.645	1:15.648
9	1.203	41.106	9	1.839	41.462	88	5.509	43.615	88	4.172	1:06.204	88	6.585	1:16.017
88	3.924	41.530	88	4.495	41.397	2	7.251	45.263	2	4.889	1:05.179	2	7.554	1:16.269
2	4.164	41.602	2	4.589	41.251	73	8.597	41.594	73	5.322	1:04.266	73	7.832	1:16.114
29	1 LAP	48.186	73	9.604	41.453	63	12.138	42.963	63	6.157	1:01.560	63	8.361	1:15.808
73	8.977	41.066	63	11.776	42.481	18	12.846	43.446	18	8.185	1:02.880	4	9.180	1:13.228
63	10.121	41.860	18	12.001	42.574	4	13.951	44.362	4	9.556	1:03.146	59	9.785	1:13.383
18	10.253	41.719	4	12.190	42.197	59	14.358	44.689	59	10.006	1:03.189	29	1 LAP	1:14.261
4	10.819	41.834	59	12.270	42.149	29	1 LAP	52.100	29	1 LAP	53.737	7	11.541	1:14.051
59	10.947	41.739	29	1 LAP	47.775	7	26.394	44.083	7	11.094	52.241	69	11.986	1:12.417
7	22.866	44.012	7	24.912	42.872	69	29.919	46.966	69	13.173	50.795	21	12.938	1:12.950
69	23.108	44.447	69	25.554	43.272	21	30.291	47.300	21	13.592	50.842	98	15.170	1:04.041
21	25.731	41.099	21	25.592	40.687	98	40.715	52.026	98	24.733	51.559	23	15.873	1:04.411
98	28.350	43.519	98	31.290	43.766	23	41.039	52.038	23	25.066	51.568	18	49.975	1:55.394P
23	28.551	43.451	23	31.602	43.877									

Weather/Track : Bright/Dry

Rockingham Oval
Circuit Length = 1.4790 miles.
Start: 12:15 End: 12:45

Pickups LAP CHART

(contd.)

Lap 26			Lap 27			Lap 28			Lap 29			Lap 30		
No	Behind	Laptime	No	Behind	Laptime	No	Behind	Laptime	No	Behind	Laptime	No	Behind	Laptime
16		1:00.161	16		1:07.265	16		1:02.143	16		59.484	16		56.347
6	0.381	1:00.141	6	0.567	1:07.451	6	0.318	1:01.894	6	0.360	59.526	6	0.215	56.202
22	1.037	59.153	22	1.330	1:07.558	22	0.854	1:01.667	22	1.221	59.851	22	0.458	55.584
74	1.292	59.032	74	1.861	1:07.834	74	1.227	1:01.509	74	1.502	59.759	74	0.649	55.494
15	1.603	58.814	15	2.249	1:07.911	15	1.543	1:01.437	15	1.741	59.682	15	0.896	55.502
65	1.919	58.569	65	2.669	1:08.015	65	1.842	1:01.316	65	2.038	59.680	65	1.008	55.317
54	2.326	58.452	54	3.112	1:08.051	54	2.203	1:01.234	54	2.287	59.568	54	1.196	55.256
9	2.493	57.717	9	3.774	1:08.546	9	2.513	1:00.882	9	2.804	59.775	9	1.184	54.727
28	2.869	57.385	28	4.314	1:08.710	28	2.834	1:00.663	28	3.223	59.873	28	1.787	54.911
88	3.701	57.277	88	5.352	1:08.916	88	3.361	1:00.152	88	3.696	59.819	88	1.933	54.584
2	4.644	57.251	2	5.705	1:08.326	2	3.866	1:00.304	2	4.455	1:00.073	2	2.162	54.054
73	4.898	57.227	73	6.064	1:08.431	73	4.194	1:00.273	73	4.871	1:00.161	73	2.332	53.808
63	5.299	57.099	63	6.478	1:08.444	63	4.559	1:00.224	63	5.327	1:00.252	63	2.567	53.587
4	5.797	56.778	4	7.141	1:08.609	4	5.066	1:00.068	4	5.742	1:00.160	4	3.013	53.618
59	6.272	56.648	59	7.577	1:08.570	59	5.602	1:00.168	59	6.020	59.902	59	3.199	53.526
7	6.898	55.518	7	7.930	1:08.297	7	5.828	1:00.041	7	6.235	59.891	7	3.547	53.659
69	7.786	55.961	69	8.271	1:07.750	69	6.137	1:00.009	69	6.581	59.928	69	3.913	53.679
21	8.263	55.486	21	8.737	1:07.739	21	6.572	59.978	21	6.977	59.889	21	3.930	53.300
98	9.314	54.305	98	9.904	1:07.855	98	7.312	59.551	98	7.359	59.531	98	4.387	53.375
23	10.216	54.504	23	10.584	1:07.633	23	7.749	59.308	23	7.838	59.573	23	5.013	53.522
29	1 LAP	59.396	29	1 LAP	1:08.259	29	1 LAP	59.216	18	8.573	58.937	18	5.241	53.015
18	44.293	54.479	18	22.195	45.167	18	9.120	49.068	29	1 LAP	1:00.439	29	1 LAP	52.990

Weather/Track : Bright/Dry

Rockingham Oval
Circuit Length = 1.4790 miles.
Start: 12:15 End: 12:45

Pickups LAP CHART

(contd.)

Lap 31			Lap 32			Lap 33			Lap 34			Lap 35		
No	Behind	Laptime	No	Behind	Laptime	No	Behind	Laptime	No	Behind	Laptime	No	Behind	Laptime
16		41.625	16		41.038	16		40.941	16		40.813	74		41.051
6	0.286	41.696	6	0.137	40.889	22	0.169	40.878	74	0.261	40.574	16	0.302	41.614
74	0.489	41.465	22	0.232	40.964	74	0.500	41.082	22	0.467	41.111	22	0.408	41.253
22	0.306	41.473	74	0.359	40.908	6	0.950	41.754	6	0.573	40.436	6	0.421	41.160
65	0.637	41.254	15	0.781	40.952	54	1.050	41.107	15	0.707	40.379	15	0.440	41.045
54	0.724	41.153	54	0.884	41.198	15	1.141	41.301	54	1.122	40.885	54	0.824	41.014
15	0.867	41.596	65	0.977	41.378	65	1.302	41.266	65	1.982	41.493	65	1.154	40.484
9	1.108	41.549	9	1.095	41.025	9	1.299	41.145	28	2.168	41.599	21	2.418	40.905
28	1.255	41.093	28	1.320	41.103	28	1.382	41.003	9	2.245	41.759	28	2.461	41.605
88	1.825	41.517	2	3.219	42.171	21	3.410	40.877	21	2.825	40.228	9	2.447	41.514
2	2.086	41.549	21	3.474	40.945	73	4.005	41.168	73	3.234	40.042	73	2.714	40.792
73	2.080	41.373	73	3.778	42.736	2	4.255	41.977	2	4.490	41.048	2	4.631	41.453
63	2.416	41.474	63	4.493	43.115	63	6.401	42.849	88	1 LAP	1:22.280P	59	8.678	42.024
21	3.567	41.262	59	4.676	41.572	59	6.628	42.893	59	7.966	42.151	4	9.543	42.315
4	4.027	42.639	4	5.588	42.599	4	6.628	41.981	63	8.426	42.838	63	9.590	42.476
59	4.142	42.568	88	6.753	45.966	7	9.464	43.576	4	8.540	42.725	7	12.864	42.802
7	5.217	43.295	7	6.829	42.650	69	10.012	43.527	7	11.374	42.723	18	14.255	42.801
69	5.333	43.045	69	7.426	43.131	18	10.349	42.240	69	12.592	43.393	69	14.878	43.598
18	6.265	42.649	18	9.050	43.823	23	13.684	43.454	18	12.766	43.230	23	17.880	43.242
98	7.161	44.399	23	11.171	44.924	98	15.400	44.281	23	15.950	43.079	88	1 LAP	54.821
23	7.285	43.897	98	12.060	45.937	29	1 LAP	47.242	98	18.765	44.178	98	22.435	44.982
29	1 LAP	46.505	29	1 LAP	47.018				29	1 LAP	46.849	29	1 LAP	47.278

Weather/Track : Bright/Dry

Rockingham Oval
Circuit Length = 1.4790 miles.
Start: 12:15 End: 12:45

Pickups

RACE 13 RESULT

POS	NO	CL	NAME	NAT	ENTRY	TIME	LAPS	GAP	MPH	BEST
1	74		Paul POULTER		PickupSport Pickup 2.0 16v	24:05.556	35		128.91	40.323
2	65		Mark WILLIS		PickupSport Pickup 2.0 16v	24:05.737	35	0.181	128.89	40.622
3	16		Stephen DANCE		PickupSport Pickup 2.0 16v	24:05.855	35	0.299	128.88	40.588
4	21		Kelly-jayne WELLS		PickupSport Pickup 2.0 16v	24:06.196	35	0.640	128.85	40.600
5	22		Nic GRINDROD		PickupSport Pickup 2.0 16v	24:06.286	35	0.730	128.85	40.626
6	54		Gavin SEAGER		PickupSport Pickup 2.0 16v	24:06.729	35	1.173	128.81	40.673
7	6		Rob BUTTERFIELD		PickupSport Pickup 2.0 16v	24:26.491	35	20.935	127.07	40.904
8	73		Stephen DOBBS		PickupSport Pickup 2.0 16v	24:26.581	35	21.025	127.06	40.756
9	28		Richard GRINDROD		PickupSport Pickup 2.0 16v	24:30.718	35	25.162	126.71	40.604
10	63		Phil WHITE		PickupSport Pickup 2.0 16v	24:34.004	35	28.448	126.42	41.417
11	9		Pete WILKINSON		PickupSport Pickup 2.0 16v	24:34.365	35	28.809	126.39	40.685
12	15		Simon CARR		PickupSport Pickup 2.0 16v	24:35.823	35	30.267	126.27	40.598
13	2		Dave BRIGGS		PickupSport Pickup 2.0 16v	24:21.673	34	1 LAP	123.85	41.440
14	5		Paul THURGOOD		PickupSport Pickup 2.0 16v	24:24.882	34	1 LAP	123.58	42.388
15	18		John STANT		PickupSport Pickup 2.0 16v	24:24.900	34	1 LAP	123.57	41.931
16	59		Lee O'KEEFE		PickupSport Pickup 2.0	24:32.341	34	1 LAP	122.95	41.995
17	88		Graham FRANCE		PickupSport Pickup 2.0 16v	24:35.228	34	1 LAP	122.71	42.080
18	98		Antony HAWKINS		PickupSport Pickup 2.0 16v	24:37.705	34	1 LAP	122.50	41.908
19	4		Pete STEVENS		PickupSport Pickup 2.0 16v	24:12.375	33	2 LAPS	120.97	42.527
20	7		Claire THOMPSON		PickupSport Pickup 2.0	24:21.199	33	2 LAPS	120.24	42.758
21	69		Lee ROGERS		PickupSport Pickup 2.0 16v	24:41.985	33	2 LAPS	118.56	43.650
22	66		Martin HEATH		PickupSport Pickup 2.0 16v	24:48.782	33	2 LAPS	118.01	42.563
23	29		Steve PEARCE		PickupSport Pickup 2.0 16v	24:18.148	32	3 LAPS	116.84	44.078
NOT CLASSIFIED										
23			Richard NOVELL		PickupSport Pickup 2.0 16v	24:07.991	21	N.C.F.	77.21	42.455
FASTEST LAP										
74			Paul POULTER		PickupSport Pickup 2.0 16v	40.323	11	132.04mph		212.50kph

Weather/Track : Bright/Dry

Rockingham Oval
 Circuit Length = 1.4790 miles.
 Start: 16:22 End: 16:47

These results are provisional until the conclusion of any judicial and technical matters.

Clerk of Course:	Stewards:	Timekeeper:

Pickups LAP CHART

Lap 1			Lap 2			Lap 3			Lap 4			Lap 5		
No	Behind	Laptime	No	Behind	Laptime	No	Behind	Laptime	No	Behind	Laptime	No	Behind	Laptime
21		46.837	21		41.802	21		41.258	21		40.858	21		40.893
88	0.367	47.204	54	0.472	41.585	54	0.103	40.889	54	0.092	40.847	54	0.161	40.962
54	0.689	47.526	65	0.812	41.775	65	0.501	40.947	65	0.414	40.771	65	0.255	40.734
65	0.839	47.676	16	1.361	41.913	16	0.708	40.605	16	0.802	40.952	16	0.641	40.732
9	1.068	47.905	22	1.485	42.041	22	0.943	40.716	22	1.030	40.945	22	0.782	40.645
16	1.250	48.087	6	1.811	42.463	6	1.457	40.904	6	1.695	41.096	6	2.070	41.268
2	1.078	47.915	88	2.006	43.441	9	2.217	41.361	9	2.044	40.685	74	2.180	40.822
6	1.150	47.987	9	2.114	42.848	74	2.378	41.168	74	2.251	40.731	9	2.524	41.373
22	1.246	48.083	15	2.274	42.612	63	2.688	41.479	63	3.247	41.417	63	4.327	41.973
15	1.464	48.301	74	2.468	42.800	2	3.631	42.159	15	4.164	41.284	15	4.428	41.157
74	1.470	48.307	63	2.467	41.702	15	3.738	42.722	2	4.213	41.440	2	5.341	42.021
5	2.291	49.128	2	2.730	43.454	88	4.082	43.334	88	5.494	42.270	88	7.264	42.663
63	2.567	49.404	5	2.946	42.457	5	4.490	42.802	5	6.720	43.088	73	7.566	41.446
98	3.430	50.267	98	4.848	43.220	73	6.510	42.505	73	7.013	41.361	28	8.387	42.025
29	3.578	50.415	18	5.072	43.093	28	6.728	42.100	28	7.255	41.385	18	9.168	41.971
18	3.781	50.618	73	5.263	42.869	18	7.017	43.203	18	8.090	41.931	5	9.395	43.568
73	4.196	51.033	28	5.886	43.391	98	7.279	43.689	98	8.329	41.908	98	9.395	41.959
69	4.296	51.133	59	6.537	43.753	59	7.458	42.179	59	8.595	41.995	59	9.987	42.285
28	4.297	51.134	29	6.585	44.809	66	9.981	44.184	66	12.168	43.045	66	13.838	42.563
59	4.586	51.423	69	6.949	44.455	4	10.191	44.361	4	12.369	43.036	4	14.003	42.527
66	4.679	51.516	66	7.055	44.178	29	10.846	45.519	69	15.487	45.366	69	18.650	44.056
4	4.851	51.688	4	7.088	44.039	69	10.979	45.288	29	15.727	45.739	29	18.944	44.110
7	5.433	52.270	7	7.687	44.056	7	11.549	45.120	7	16.322	45.631	7	19.121	43.692

Weather/Track : Bright/Dry

Rockingham Oval
Circuit Length = 1.4790 miles.
Start: 16:22 End: 16:47

Pickups LAP CHART

(contd.)

Lap 6			Lap 7			Lap 8			Lap 9			Lap 10		
No	Behind	Laptime	No	Behind	Laptime	No	Behind	Laptime	No	Behind	Laptime	No	Behind	Laptime
21		40.996	21		40.821	21		41.036	21		40.798	21		40.700
54	0.115	40.950	54	0.143	40.849	54	0.136	41.029	54	0.139	40.801	54	0.113	40.674
65	0.344	41.085	65	0.371	40.848	65	0.297	40.962	65	0.273	40.774	65	0.352	40.779
16	0.534	40.889	16	0.487	40.774	16	0.409	40.958	16	0.435	40.824	16	0.553	40.818
22	0.746	40.960	22	0.711	40.786	22	0.604	40.929	22	0.593	40.787	22	0.786	40.893
74	2.417	41.233	74	2.513	40.917	74	2.263	40.786	74	2.004	40.539	74	1.676	40.372
6	3.043	41.969	6	3.572	41.350	15	4.362	41.027	15	4.531	40.967	15	4.934	41.103
9	3.188	41.660	9	3.832	41.465	6	4.643	42.107	6	5.503	41.658	9	6.423	41.438
15	4.594	41.162	15	4.371	40.598	9	4.937	42.141	9	5.685	41.546	6	6.719	41.916
63	5.478	42.147	63	6.524	41.867	63	7.433	41.945	63	8.360	41.725	63	9.520	41.860
2	5.883	41.538	2	6.809	41.747	2	7.672	41.899	2	8.760	41.886	2	9.763	41.703
73	8.953	42.383	73	9.891	41.759	73	10.130	41.275	73	10.377	41.045	73	10.433	40.756
28	9.395	42.004	28	10.148	41.574	28	10.335	41.223	28	10.649	41.112	28	10.553	40.604
88	10.369	44.101	18	12.693	42.753	18	14.614	42.957	98	17.167	42.931	98	19.031	42.564
18	10.761	42.589	5	13.006	42.756	98	15.034	42.777	5	17.287	42.826	5	19.134	42.547
5	11.071	42.672	98	13.293	42.578	5	15.259	43.289	59	17.616	43.149	59	19.364	42.448
98	11.536	43.137	59	13.445	42.593	59	15.265	42.856	18	17.736	43.920	18	20.210	43.174
59	11.673	42.682	88	13.593	44.045	88	16.856	44.299	88	19.333	43.275	88	20.858	42.225
66	15.737	42.895	4	19.247	44.186	4	21.730	43.519	4	24.196	43.264	4	26.623	43.127
4	15.882	42.875	66	19.589	44.673	66	22.399	43.846	66	25.245	43.644	66	28.123	43.578
69	21.636	43.982	69	24.776	43.961	69	27.699	43.959	7	31.799	44.794	7	34.597	43.498
29	22.026	44.078	29	25.384	44.179	7	27.803	43.341	69	32.032	45.131	69	35.576	44.244
7	22.270	44.145	7	25.498	44.049	29	29.506	45.158	29	33.769	45.061	29	38.261	45.192

Weather/Track : Bright/Dry

Rockingham Oval
Circuit Length = 1.4790 miles.
Start: 16:22 End: 16:47

**Pickups
LAP CHART**

(contd.)

Lap 11			Lap 12			Lap 13			Lap 14			Lap 15		
No	Behind	Laptime	No	Behind	Laptime	No	Behind	Laptime	No	Behind	Laptime	No	Behind	Laptime
21		40.677	21		40.800	21		41.444	21		41.183	21		40.939
54	0.109	40.673	54	0.133	40.824	54	0.136	41.447	54	0.124	41.171	54	0.104	40.919
65	0.424	40.749	65	0.724	41.100	65	0.737	41.457	65	0.430	40.876	65	0.383	40.892
16	0.629	40.753	16	0.893	41.064	74	0.908	40.986	74	0.528	40.803	74	0.528	40.939
22	0.837	40.728	74	1.366	40.844	16	1.102	41.653	16	0.824	40.905	16	0.746	40.861
74	1.322	40.323	22	1.681	41.644	7	1 LAP	45.935	22	0.987	40.801	22	0.902	40.854
15	5.209	40.952	29	1 LAP	47.678	22	1.369	41.132	23	13 LAPS	9:43.126	66	1 LAP	46.689
9	7.160	41.414	15	5.478	41.069	69	1 LAP	47.093	7	1 LAP	44.314	15	5.836	41.269
6	7.436	41.394	9	7.873	41.513	15	5.395	41.361	15	5.506	41.294	23	13 LAPS	45.086
63	10.828	41.985	6	8.148	41.512	9	8.351	41.922	69	1 LAP	45.569	7	1 LAP	44.104
73	10.917	41.161	73	12.300	42.183	6	8.545	41.841	9	9.257	42.089	9	10.095	41.777
28	11.117	41.241	28	12.696	42.379	29	1 LAP	46.644	6	9.255	41.893	6	10.301	41.985
2	11.408	42.322	63	12.759	42.731	73	12.296	41.440	73	12.600	41.487	73	12.815	41.154
98	21.034	42.680	2	13.000	42.392	28	12.427	41.175	28	12.718	41.474	28	13.160	41.381
5	21.211	42.754	5	23.356	42.945	63	13.005	41.690	63	13.810	41.988	69	1 LAP	46.433
59	21.331	42.644	59	23.503	42.972	2	13.202	41.646	2	14.437	42.418	63	14.636	41.765
88	22.485	42.304	98	23.561	43.327	5	24.937	43.025	29	1 LAP	46.434	2	15.494	41.996
18	22.555	43.022	18	24.683	42.928	59	25.172	43.113	5	26.554	42.800	29	1 LAP	44.940
4	29.133	43.187	88	25.335	43.650	98	25.640	43.523	59	26.721	42.732	5	28.329	42.714
66	31.466	44.020	4	31.695	43.362	18	25.662	42.423	18	27.995	43.516	59	28.614	42.832
7	37.525	43.605	66	35.146	44.480	88	25.971	42.080	98	28.327	43.870	18	30.181	43.125
69	39.735	44.836				4	33.713	43.462	88	28.701	43.913	98	30.504	43.116
						66	38.094	44.392	4	36.037	43.507	88	30.689	42.927
												4	38.706	43.608

Weather/Track : Bright/Dry

Rockingham Oval
Circuit Length = 1.4790 miles.
Start: 16:22 End: 16:47

Pickups LAP CHART

(contd.)

Lap 16			Lap 17			Lap 18			Lap 19			Lap 20		
No	Behind	Laptime	No	Behind	Laptime	No	Behind	Laptime	No	Behind	Laptime	No	Behind	Laptime
21		41.001	21		40.938	21		40.962	21		41.173	74		40.910
54	0.125	41.022	54	0.163	40.976	54	0.123	40.922	74	0.182	40.984	54	0.112	41.021
65	0.408	41.026	74	0.748	41.169	74	0.371	40.585	54	0.183	41.233	21	0.422	41.514
74	0.517	40.990	65	0.965	41.495	65	0.992	40.989	65	0.576	40.757	16	0.493	40.917
16	0.671	40.926	16	1.079	41.346	16	1.123	41.006	16	0.668	40.718	65	0.729	41.245
22	0.908	41.007	22	1.284	41.314	22	1.306	40.984	22	0.916	40.783	22	0.857	41.033
15	6.163	41.328	4	1 LAP	46.155	4	1 LAP	43.074	15	7.019	41.206	15	7.413	41.486
66	1 LAP	44.576	15	6.639	41.414	15	6.986	41.309	4	1 LAP	43.884	4	1 LAP	43.257
23	13 LAPS	43.485	66	1 LAP	44.651	66	1 LAP	44.878	9	15.135	42.351	73	16.744	42.136
7	1 LAP	43.682	23	13 LAPS	43.133	23	13 LAPS	43.239	6	15.246	42.292	28	17.045	42.099
9	10.857	41.763	9	12.833	42.914	9	13.957	42.086	73	15.700	41.573	6	17.252	43.098
6	11.022	41.722	6	13.062	42.978	6	14.127	42.027	28	16.038	41.679	9	17.475	43.432
73	13.340	41.526	73	14.321	41.919	73	15.300	41.941	23	13 LAPS	44.664	63	19.524	41.985
28	13.468	41.309	28	14.367	41.837	28	15.532	42.127	63	18.631	42.140	23	13 LAPS	43.614
63	15.484	41.849	7	1 LAP	45.891	7	1 LAP	43.273	66	1 LAP	47.377	7	1 LAP	44.042
2	17.242	42.749	63	16.574	42.028	63	17.664	42.052	7	1 LAP	43.941	2	24.430	43.414
69	1 LAP	45.181	2	18.947	42.643	2	20.690	42.705	2	22.108	42.591	66	1 LAP	46.274
29	1 LAP	45.779	69	1 LAP	44.203	69	1 LAP	44.046	69	1 LAP	44.275	69	1 LAP	44.063
5	30.262	42.934	29	1 LAP	45.827	29	1 LAP	46.079	5	35.527	42.974	5	37.161	42.726
59	30.443	42.830	5	32.098	42.774	5	33.726	42.590	59	35.648	42.837	59	37.350	42.794
18	32.120	42.940	59	32.225	42.720	59	33.984	42.721	18	37.502	42.779	18	39.338	42.928
98	32.537	43.034	18	34.138	42.956	18	35.896	42.720	98	38.220	43.126	98	40.243	43.115
88	32.924	43.236	98	34.549	42.950	98	36.267	42.680	29	1 LAP	46.797			
			88	34.965	42.979	88	36.780	42.777	88	39.397	43.790			

Weather/Track : Bright/Dry

Rockingham Oval
Circuit Length = 1.4790 miles.
Start: 16:22 End: 16:47

Pickups LAP CHART

(contd.)

Lap 21			Lap 22			Lap 23			Lap 24			Lap 25		
No	Behind	Laptime	No	Behind	Laptime	No	Behind	Laptime	No	Behind	Laptime	No	Behind	Laptime
74		41.270	74		41.047	74		41.080	74		41.409	54		41.297
54	0.092	41.250	54	0.157	41.112	54	0.137	41.060	54	0.051	41.323	74	0.191	41.539
21	1.028	41.876	18	1 LAP	43.306	59	1 LAP	43.889	16	1.812	41.733	66	2 LAPS	45.883
16	1.147	41.924	21	1.009	41.028	21	1.378	41.449	21	2.044	42.075	16	1.233	40.769
65	1.381	41.922	16	1.088	40.988	16	1.488	41.480	65	2.279	42.006	21	1.868	41.172
22	1.484	41.897	65	1.453	41.119	65	1.682	41.309	22	2.280	41.861	65	2.131	41.200
88	1 LAP	46.872	22	1.557	41.120	22	1.828	41.351	5	1 LAP	44.989	22	2.349	41.417
29	2 LAPS	47.496	98	1 LAP	45.706	18	1 LAP	43.615	59	1 LAP	44.343	5	1 LAP	42.742
15	7.402	41.259	88	1 LAP	43.164	98	1 LAP	43.021	18	1 LAP	42.291	69	2 LAPS	47.718
4	1 LAP	43.312	15	7.422	41.067	15	7.550	41.208	15	7.298	41.157	18	1 LAP	42.616
73	17.217	41.743	29	2 LAPS	45.155	88	1 LAP	43.814	98	1 LAP	43.519	59	1 LAP	42.836
28	17.285	41.510	4	1 LAP	43.449	29	2 LAPS	45.088	88	1 LAP	42.891	15	7.123	41.173
6	17.375	41.393	6	18.395	42.067	4	1 LAP	43.312	29	2 LAPS	45.200	98	1 LAP	42.833
9	18.473	42.268	73	18.577	42.407	6	18.974	41.659	4	1 LAP	43.304	88	1 LAP	43.194
63	20.608	42.354	28	18.817	42.579	73	19.174	41.677	6	18.791	41.226	6	18.982	41.539
23	13 LAPS	42.771	9	19.571	42.145	28	19.425	41.688	73	18.959	41.194	73	19.199	41.588
7	1 LAP	43.263	63	21.429	41.868	9	20.529	42.038	28	19.471	41.455	28	19.900	41.777
2	26.017	42.857	23	13 LAPS	42.634	63	22.266	41.917	9	20.862	41.742	29	2 LAPS	45.705
66	1 LAP	44.988	7	1 LAP	43.114	23	13 LAPS	42.879	63	22.760	41.903	9	21.436	41.922
69	1 LAP	44.090	2	27.519	42.549	2	31.119	44.680	23	13 LAPS	42.577	4	1 LAP	44.681
5	38.477	42.586	66	1 LAP	44.861	7	1 LAP	45.585	2	32.928	43.218	63	22.983	41.571
59	38.918	42.838	69	1 LAP	43.750	66	1 LAP	45.410	7	1 LAP	42.758	23	13 LAPS	42.455
			5	40.819	43.389	69	1 LAP	44.435				2	34.818	43.238
												7	1 LAP	43.243

Weather/Track : Bright/Dry

Rockingham Oval
Circuit Length = 1.4790 miles.
Start: 16:22 End: 16:47

Pickups LAP CHART

(contd.)

Lap 26			Lap 27			Lap 28			Lap 29			Lap 30		
No	Behind	Laptime	No	Behind	Laptime	No	Behind	Laptime	No	Behind	Laptime	No	Behind	Laptime
74		41.167	54		41.188	54		41.922	16		40.588	16		40.872
54	0.111	41.469	74	0.168	41.467	16	0.454	42.208	74	0.154	40.580	74	0.106	40.824
16	0.676	40.801	16	0.168	40.791	74	0.616	42.370	54	0.262	41.304	54	0.181	40.791
21	1.476	40.966	21	0.971	40.794	65	0.778	41.576	65	0.358	40.622	65	0.844	41.358
65	1.657	40.884	65	1.124	40.766	22	0.965	41.631	21	1.298	41.361	21	1.360	40.934
22	1.929	40.938	22	1.256	40.626	21	0.979	41.930	22	1.390	41.467	22	1.503	40.985
5	1 LAP	43.251	15	7.907	42.139	15	7.363	41.378	7	2 LAPS	45.264	2	1 LAP	44.884
18	1 LAP	43.079	5	1 LAP	43.261	18	1 LAP	42.970	15	7.676	41.355	7	2 LAPS	43.304
15	7.067	41.302	18	1 LAP	43.259	5	1 LAP	43.209	18	1 LAP	42.397	15	8.142	41.338
59	1 LAP	43.875	59	1 LAP	42.846	59	1 LAP	43.152	5	1 LAP	42.472	18	1 LAP	42.683
66	2 LAPS	50.064	69	2 LAPS	44.728	98	1 LAP	44.252	59	1 LAP	42.995	5	1 LAP	42.726
69	2 LAPS	45.931	98	1 LAP	43.812	69	2 LAPS	45.221	98	1 LAP	43.731	59	1 LAP	43.463
98	1 LAP	43.035	66	2 LAPS	46.041	66	2 LAPS	44.994	88	1 LAP	43.090	6	20.559	41.628
88	1 LAP	43.348	88	1 LAP	43.718	88	1 LAP	42.884	73	19.564	41.779	73	20.747	42.055
73	19.806	41.965	73	19.681	41.174	73	18.827	41.068	6	19.803	41.883	28	21.808	42.879
6	19.988	42.364	6	19.913	41.224	6	18.962	40.971	69	2 LAPS	44.465	98	1 LAP	44.385
28	20.117	41.575	28	20.023	41.205	28	19.334	41.233	28	19.801	41.509	88	1 LAP	43.637
9	22.269	42.191	9	22.512	41.542	9	22.714	42.124	66	2 LAPS	45.862	69	2 LAPS	44.512
63	23.544	41.919	63	23.974	41.729	63	23.930	41.878	9	23.587	41.915	9	24.994	42.279
4	1 LAP	43.749	4	1 LAP	42.714	4	1 LAP	42.908	63	24.688	41.800	63	25.597	41.781
29	2 LAPS	45.648	29	2 LAPS	44.284	23	13 LAPS	42.820	4	1 LAP	43.479	66	2 LAPS	45.789
23	13 LAPS	42.539	23	13 LAPS	42.558	29	2 LAPS	45.342	23	13 LAPS	42.971	4	1 LAP	43.842
2	36.762	43.302	2	38.757	43.294	2	40.729	43.894	29	2 LAPS	44.376	23	13 LAPS	42.794
7	1 LAP	43.287	7	1 LAP	43.488							29	2 LAPS	44.842

Weather/Track : Bright/Dry

Rockingham Oval
Circuit Length = 1.4790 miles.
Start: 16:22 End: 16:47

Pickups LAP CHART

(contd.)

Lap 31			Lap 32			Lap 33			Lap 34			Lap 35		
No	Behind	Laptime	No	Behind	Laptime	No	Behind	Laptime	No	Behind	Laptime	No	Behind	Laptime
16		40.771	16		41.069	74		41.227	74		41.622	74		41.828
74	0.148	40.813	74	0.184	41.105	54	0.112	41.339	54	0.387	41.897	65	0.181	41.458
54	0.338	40.928	54	0.184	40.915	65	0.209	41.007	65	0.551	41.964	16	0.299	41.451
65	0.907	40.834	65	0.613	40.775	16	0.330	41.741	16	0.676	41.968	21	0.640	41.623
21	1.454	40.865	21	1.481	41.096	21	0.670	40.600	21	0.845	41.797	22	0.730	41.714
22	1.568	40.836	22	1.591	41.092	22	0.842	40.662	22	0.844	41.624	54	1.173	42.614
2	1 LAP	42.997	29	3 LAPS	46.182	29	3 LAPS	44.443	4	2 LAPS	48.147	23	14 LAPS	46.376
7	2 LAPS	43.005	2	1 LAP	43.298	2	1 LAP	43.989	29	3 LAPS	44.669	4	2 LAPS	44.943
15	8.608	41.237	7	2 LAPS	43.286	7	2 LAPS	44.333	2	1 LAP	43.818	29	3 LAPS	45.280
18	1 LAP	42.621	15	8.733	41.194	15	12.349	45.027	7	2 LAPS	43.429	7	2 LAPS	44.457
5	1 LAP	42.559	18	1 LAP	42.623	18	1 LAP	42.616	18	1 LAP	42.413	2	1 LAP	45.017
59	1 LAP	43.307	5	1 LAP	42.562	5	1 LAP	42.633	5	1 LAP	42.388	5	1 LAP	42.746
6	20.999	41.211	59	1 LAP	43.652	6	21.346	41.656	6	21.291	41.567	18	1 LAP	42.865
73	21.138	41.162	6	21.101	41.171	73	21.559	41.716	73	21.501	41.564	6	20.935	41.472
28	23.081	42.044	73	21.254	41.185	59	1 LAP	44.216	28	24.677	41.890	73	21.025	41.352
88	1 LAP	42.569	28	23.915	41.903	28	24.409	41.905	59	1 LAP	43.441	28	25.162	42.313
98	1 LAP	42.949	88	1 LAP	42.640	88	1 LAP	42.466	15	27.063	56.336	59	1 LAP	43.930
9	25.963	41.740	98	1 LAP	43.233	63	27.461	41.944	63	27.811	41.972	63	28.448	42.465
69	2 LAPS	43.650	63	26.928	41.714	9	27.768	42.078	88	1 LAP	42.903	9	28.809	42.530
63	26.283	41.457	9	27.101	42.207	98	1 LAP	43.771	9	28.107	41.961	88	1 LAP	43.525
66	2 LAPS	44.341	69	2 LAPS	44.181	69	2 LAPS	43.690	98	1 LAP	43.482	15	30.267	45.032
4	1 LAP	43.708	66	2 LAPS	44.494	66	2 LAPS	44.795	69	2 LAPS	43.815	98	1 LAP	43.525
23	13 LAPS	42.585	23	13 LAPS	42.861	23	13 LAPS	42.824	66	2 LAPS	44.448	69	2 LAPS	44.525
			4	1 LAP	44.709							66	2 LAPS	45.353

Weather/Track : Bright/Dry

Rockingham Oval
Circuit Length = 1.4790 miles.
Start: 16:22 End: 16:47