



Dunlop Great & British Festival

Croft Circuit

9th & 10th September 2006



Results Provided by MST Sports Timing Ltd
www.msttiming.com

Dunlop Radical Biduro Championship

TEST SESSION

POS	NO	CL	DRIVER	NAT	CAR	TIME	LAPS	GAP	MPH
1	99	R4	Guy HODGKIN		Radical SR4	1:23.526	7		91.67
2	18	R4	Nick SINFIELD		Radical SR4	1:23.906	12	0.380	91.25
3	88	R4	Terrence WOODWARD		Radical SR4	1:23.993	7	0.467	91.16
4	32	R4	Daniel ROWBOTTOM		Radical SR4	1:24.000	10	0.474	91.15
5	66	R4	Malcolm BARNETT		Radical SR4	1:24.060	7	0.534	91.09
6	50	R4	Toby NEWTON		Radical SR4	1:24.149	13	0.623	90.99
7	23	R4	John HEWITT		Radical SR4	1:24.182	7	0.656	90.96
8	3	R4	Mick HYDE		Radical SR4	1:24.445	10	0.919	90.67
9	5	R4	James SAGGERS		Radical SR4	1:24.563	6	1.037	90.55
10	14	R4	Roger BROMILEY		Radical SR4	1:24.829	8	1.303	90.26
11	26	R4	Andrew FERGUSON		Radical SR4	1:25.806	13	2.280	89.23
12	67	R4	Jacob GREAVES		Radical SR4	1:26.439	8	2.913	88.58
13	85	R4	Mark PILE		Radical SR4	1:27.148	8	3.622	87.86
14	11	R4	Ian SIMMONDS		Radical SR4	1:28.112	12	4.586	86.90
15	91	R4	David FRANKLAND		Radical SR4	1:28.887	12	5.361	86.14
16	27	R4	Ian MOORE		Radical SR4	1:33.969	7	10.443	81.48

Weather / Track : Sunny / Dry

These results are provisional until the conclusion of any judicial and technical matters.

Croft

Circuit Length = 2.1270 miles.

Start: 09:31 End: 10:31

Clerk of Course:

Stewards:

Timekeeper:

Dunlop Radical Biduro Championship

LAP ANALYSIS - TEST SESSION

3	Mick HYDE	Radical SR4
1 - X:00.000	6 - 1:24.688	
2 - 1:29.382	7 - 1:37.757P	
3 - 1:24.939	8 - X:00.000	
4 - 1:24.445	9 - 1:24.897	
5 - 1:24.659	10 - 1:24.800	
5	James SAGGERS	Radical SR4
1 - X:00.000	6 - 1:38.751P	
2 - 1:28.725		
3 - 1:24.563		
4 - 1:24.628		
5 - 1:25.046		
11	Ian SIMMONDS	Radical SR4
1 - X:00.000	6 - 2:46.381	11 - 1:28.112
2 - 1:38.848	7 - 1:33.622	12 - 1:28.247
3 - 1:34.568	8 - X:00.000	
4 - 1:30.693	9 - 1:30.239	
5 - 1:40.602P	10 - 1:29.169	
14	Roger BROMILEY	Radical SR4
1 - X:00.000	6 - 1:24.936	
2 - 1:29.418	7 - 1:24.829	
3 - 1:26.836	8 - 1:28.120	
4 - 1:25.997		
5 - 1:26.934		
18	Nick SINFIELD	Radical SR4
1 - X:00.000	6 - 1:28.993	11 - 1:25.153
2 - 1:30.166	7 - 1:25.350	12 - 1:23.906
3 - 1:29.949	8 - X:00.000	
4 - 1:25.349	9 - 1:28.053	
5 - 1:25.182	10 - 1:25.885	
23	John HEWITT	Radical SR4
1 - X:00.000	6 - 1:24.182	
2 - 1:28.710	7 - 1:24.734	
3 - 1:25.754		
4 - 1:26.972		
5 - 1:24.931		
26	Andrew FERGUSON	Radical SR4
1 - X:00.000	6 - 1:26.693	11 - 1:26.241
2 - 1:32.587	7 - 1:25.806	12 - 1:26.972
3 - 1:29.020	8 - 1:39.396	13 - 1:39.695
4 - 1:26.853	9 - X:00.000	
5 - 1:25.836	10 - 1:32.147	

Weather / Track : Sunny / Dry

Dunlop Radical Biduro Championship

LAP ANALYSIS - TEST SESSION

(contd.)

27	Ian MOORE	Radical SR4
1 - X:00.000	6 - 1:40.272	
2 - 1:41.818	7 - 2:25.263P	
3 - 1:33.969		
4 - 2:23.844P		
5 - X:00.000		
32	Daniel ROWBOTTOM	Radical SR4
1 - X:00.000	6 - X:00.000	
2 - 1:33.079	7 - 1:24.722	
3 - 1:33.470P	8 - 1:24.000	
4 - 4:55.078	9 - 1:24.449	
5 - 1:24.902	10 - 1:24.312	
50	Toby NEWTON	Radical SR4
1 - X:00.000	6 - 1:25.251	11 - 1:24.149
2 - 1:27.254	7 - 1:28.674	12 - 1:25.112
3 - 1:26.795	8 - 1:24.982	13 - 1:24.601
4 - 1:26.813	9 - X:00.000	
5 - 1:25.656	10 - 1:26.603	
66	Malcolm BARNETT	Radical SR4
1 - X:00.000	6 - 3:02.818	
2 - 1:33.525	7 - 1:40.235P	
3 - 1:28.093		
4 - 1:24.060		
5 - 1:32.425P		
67	Jacob GREAVES	Radical SR4
1 - X:00.000P	6 - 1:27.697	
2 - 5:46.867	7 - 1:27.108	
3 - 1:33.447	8 - 1:26.439	
4 - 1:29.469		
5 - X:00.000		
85	Mark PILE	Radical SR4
1 - X:00.000	6 - 1:28.363	
2 - 1:31.411	7 - 1:27.163	
3 - 1:28.765	8 - 1:27.362	
4 - 1:27.476		
5 - 1:27.148		
88	Terrence WOODWARD	Radical SR4
1 - X:00.000	6 - 1:23.993	
2 - 1:30.518	7 - 1:33.207	
3 - 1:26.951		
4 - 1:25.223		
5 - 1:24.816		

Weather / Track : Sunny / Dry

msttiming.com

Page 2 of 3

Croft
Circuit Length = 2.1270 miles.
Start: 09:31 End: 10:31

Printed - 10:05 Saturday, 09 September 2006

Dunlop Radical Biduro Championship

LAP ANALYSIS - TEST SESSION

(contd.)

91	David FRANKLAND	Radical SR4
1 - X:00.000	6 - 1:29.703	11 - 1:28.887
2 - 1:40.014	7 - 1:29.636	12 - 1:48.363
3 - 1:34.224	8 - X:00.000	
4 - 1:31.801	9 - 1:29.945	
5 - 1:31.881	10 - 1:29.684	

99	Guy HODGKIN	Radical SR4
1 - X:00.000	6 - 1:41.309P	
2 - 1:27.912	7 - 3:03.269	
3 - 1:24.431		
4 - 1:23.526		
5 - 1:23.772		

Weather / Track : Sunny / Dry

msttiming.com

Page 3 of 3

Croft
Circuit Length = 2.1270 miles.
Start: 09:31 End: 10:31

Printed - 10:05 Saturday, 09 September 2006

Dunlop Radical Biduro Championship

QUALIFYING - RACE 1

POS	NO	CL	DRIVER	NAT	CAR	TIME	LAPS	GAP	MPH
1	32	R4	Daniel ROWBOTTOM		Radical SR4	1:23.066	10		92.18
2	99	R4	Guy HODGKIN		Radical SR4	1:23.313	10	0.247	91.90
3	66	R4	Malcolm BARNETT		Radical SR4	1:23.420	11	0.354	91.79
4	23	R4	John HEWITT		Radical SR4	1:23.473	11	0.407	91.73
5	5	R4	James SAGGERS		Radical SR4	1:23.491	10	0.425	91.71
6	3	R4	Rob WELDON		Radical SR4	1:23.811	9	0.745	91.36
7	50	R4	Toby NEWTON		Radical SR4	1:23.961	10	0.895	91.19
8	14	R4	Roger BROMILEY		Radical SR4	1:24.018	11	0.952	91.13
9	67	R4	Jacob GREAVES		Radical SR4	1:24.018	10	0.952	91.13
10	18	R4	Nick SINFIELD		Radical SR4	1:24.038	11	0.972	91.11
11	26	R4	Andrew FERGUSON		Radical SR4	1:24.347	11	1.281	90.78
12	85	R4	Mark PILE		Radical SR4	1:25.057	11	1.991	90.02
13	11	R4	Ian SIMMONDS		Radical SR4	1:27.232	6	4.166	87.78
14	91	R4	David FRANKLAND		Radical SR4	1:27.951	10	4.885	87.06
15	27	R4	Ian MOORE		Radical SR4	1:28.308	9	5.242	86.71
16	88	R4	Terrence WOODWARD		Radical SR4	3:08.210	2	1:45.144	40.68

Weather / Track : Sunny / Dry

These results are provisional until the conclusion of any judicial and technical matters.

Croft

Circuit Length = 2.1270 miles.

Start: 12:20 End: 12:35

Clerk of Course:

Stewards:

Timekeeper:

Dunlop Radical Biduro Championship

LAP ANALYSIS - QUALIFYING - RACE 1

3	Rob WELDON	Radical SR4
1 - X:00.000	6 - 1:24.714	
2 - 1:24.654	7 - 1:29.486	
3 - 1:25.320	8 - 1:24.144	
4 - 1:25.103	9 - 1:33.447P	
5 - 1:23.811		
5	James SAGGERS	Radical SR4
1 - X:00.000	6 - 1:31.143P	
2 - 1:25.752	7 - 2:51.998	
3 - 1:23.544	8 - 1:23.682	
4 - 1:23.562	9 - 1:23.891	
5 - 1:23.491	10 - 1:26.359	
11	Ian SIMMONDS	Radical SR4
1 - X:00.000	6 - 1:27.844	
2 - 1:32.257		
3 - 1:28.432		
4 - 1:28.054		
5 - 1:27.232		
14	Roger BROMLEY	Radical SR4
1 - X:00.000	6 - 1:25.318	11 - 1:24.248
2 - 1:25.659	7 - 1:24.568	
3 - 1:24.890	8 - 1:25.307	
4 - 1:24.018	9 - 1:25.645	
5 - 1:24.356	10 - 1:24.151	
18	Nick SINFIELD	Radical SR4
1 - X:00.000	6 - 1:24.092	11 - 1:24.587
2 - 1:25.319	7 - 1:24.038	
3 - 1:25.242	8 - 1:27.692	
4 - 1:24.477	9 - 1:25.465	
5 - 1:24.951	10 - 1:24.287	
23	John HEWITT	Radical SR4
1 - X:00.000	6 - 1:24.136	11 - 1:24.145
2 - 1:26.609	7 - 1:24.206	
3 - 1:23.931	8 - 1:24.571	
4 - 1:23.473	9 - 1:23.942	
5 - 1:26.837	10 - 1:24.320	
26	Andrew FERGUSON	Radical SR4
1 - X:00.000	6 - 1:25.631	11 - 1:24.347
2 - 1:27.340	7 - 1:24.835	
3 - 1:26.376	8 - 1:42.952	
4 - 1:25.046	9 - 1:24.909	
5 - 1:24.818	10 - 1:24.785	

Dunlop Radical Biduro Championship

LAP ANALYSIS - QUALIFYING - RACE 1

(contd.)

27	Ian MOORE	Radical SR4
1 - X:00.000	6 - 3:08.401	
2 - 1:36.539	7 - 1:34.846	
3 - 1:32.583	8 - 1:28.308	
4 - 1:32.008	9 - 1:38.129	
5 - 1:42.257P		
32	Daniel ROWBOTTOM	Radical SR4
1 - X:00.000	6 - 1:23.201	
2 - 1:27.714	7 - 1:23.687	
3 - 1:23.351	8 - 1:28.105	
4 - 1:23.418	9 - 1:23.066	
5 - 1:29.100	10 - 1:23.545	
50	Toby NEWTON	Radical SR4
1 - X:00.000	6 - 1:24.147	
2 - 1:25.749	7 - 1:24.316	
3 - 1:24.367	8 - 1:41.595P	
4 - 1:24.778	9 - 2:53.395	
5 - 1:25.148	10 - 1:23.961	
66	Malcolm BARNETT	Radical SR4
1 - X:00.000	6 - 1:25.950	11 - 1:24.810
2 - 1:36.280	7 - 1:23.730	
3 - 1:24.465	8 - 1:28.314	
4 - 1:23.420	9 - 1:24.097	
5 - 1:25.563	10 - 1:25.983	
67	Jacob GREAVES	Radical SR4
1 - X:00.000	6 - 1:25.032	
2 - 1:27.876	7 - 1:32.659	
3 - 1:26.155	8 - 1:30.588	
4 - 1:26.865	9 - 1:24.418	
5 - 1:25.152	10 - 1:24.018	
85	Mark PILE	Radical SR4
1 - X:00.000	6 - 1:25.260	11 - 1:30.654
2 - 1:27.790	7 - 1:25.404	
3 - 1:26.417	8 - 1:26.301	
4 - 1:26.433	9 - 1:25.539	
5 - 1:25.057	10 - 1:25.166	
88	Terrence WOODWARD	Radical SR4
1 - X:00.000P		
2 - 3:08.210		

Dunlop Radical Biduro Championship LAP ANALYSIS - QUALIFYING - RACE 1


(contd.)

91	David FRANKLAND	Radical SR4
1 - X:00.000	6 - 1:29.110	
2 - 1:30.817	7 - 1:28.958	
3 - 1:29.814	8 - 1:29.906	
4 - 1:27.990	9 - 1:34.046	
5 - 1:27.951	10 - 1:55.805P	
99	Guy HODGKIN	Radical SR4
1 - X:00.000	6 - 1:23.754	
2 - 1:25.256	7 - 1:23.313	
3 - 1:23.789	8 - 1:32.730P	
4 - 1:23.480	9 - 2:25.116	
5 - 1:23.435	10 - 1:23.351	

Dunlop Radical Biduro Championship

GRID - RACE 1

ROW 8	1:28.308 27 MOORE	3:08.210 88 WOODWARD
ROW 7	1:27.232 11 SIMMONDS	1:27.951 91 FRANKLAND
ROW 6	1:24.347 26 FERGUSON	1:25.057 85 PILE
ROW 5	1:24.018 67 GREAVES	1:24.038 18 SINFIELD
ROW 4	1:23.961 50 NEWTON	1:24.018 14 BROMILEY
ROW 3	1:23.491 5 SAGGERS	1:23.811 3 WELDON
ROW 2	1:23.420 66 BARNETT	1:23.473 23 HEWITT
ROW 1	1:23.066 32 ROWBOTTOM	1:23.313 99 HODGKIN
POLE		



Weather / Track : Sunny / Dry

These results are provisional until the conclusion of any judicial and technical matters.

Croft
Circuit Length = 2.1270 miles.
Start: 12:20 End: 12:35

Clerk of Course:

Stewards:

Timekeeper:

Dunlop Radical Biduro Championship

RACE CLASSIFICATION - RACE 1

POS	NO	CL	DRIVER	NAT	CAR	TIME	LAPS	GAP	MPH	BEST
1	5	R4	James SAGGERS		Radical SR4	21:08.697	15		90.53	1:23.191
2	32	R4	Daniel ROWBOTTOM		Radical SR4	21:09.275	15	0.578	90.49	1:23.368
3	99	R4	Guy HODGKIN		Radical SR4	21:09.690	15	0.993	90.46	1:23.172
4	66	R4	Malcolm BARNETT		Radical SR4	21:15.462	15	6.765	90.05	1:23.376
5	50	R4	Toby NEWTON		Radical SR4	21:19.446	15	10.749	89.77	1:23.852
6	3	R4	Rob WELDON		Radical SR4	21:21.332	15	12.635	89.64	1:24.014
7	14	R4	Roger BROMILEY		Radical SR4	21:42.628	15	33.931	88.17	1:24.106
8	85	R4	Mark PILE		Radical SR4	21:44.827	15	36.130	88.02	1:25.184
9	88	R4	Terrence WOODWARD		Radical SR4	21:47.221	15	38.524	87.86	1:25.288
10	67	R4	Jacob GREAVES		Radical SR4	21:47.580	15	38.883	87.84	1:25.327
11	26	R4	Andrew FERGUSON		Radical SR4	21:48.647	15	39.950	87.76	1:25.389
12	11	R4	Ian SIMMONDS		Radical SR4	22:35.092	15	1:26.395	84.76	1:27.907
13	27	R4	Ian MOORE		Radical SR4	22:38.778	15	1:30.081	84.53	1:27.644
14	91	R4	David FRANKLAND		Radical SR4	21:19.002	14	1 LAP	83.81	1:28.788
NOT CLASSIFIED										
18	R4	Nick SINFIELD		Radical SR4	17:45.862	12	D.N.F.	86.20	1:24.202	
23	R4	John HEWITT		Radical SR4	7:06.944	5	D.N.F.	89.67	1:23.663	
FASTEST LAP										
99	R4	Guy HODGKIN		Radical SR4	1:23.172	13	92.06mph	148.16kph		

Weather / Track : Sunny / Dry

These results are provisional until the conclusion of any judicial and technical matters.

Croft

Circuit Length = 2.1270 miles.

Start: 16:31 End: 16:52

Clerk of Course:	Stewards:	Timekeeper:
------------------	-----------	-------------

Dunlop Radical Biduro Championship

RACE 1 - LAP CHART

Lap 1			Lap 2			Lap 3			Lap 4			Lap 5		
No	Behind	Laptime	No	Behind	Laptime	No	Behind	Laptime	No	Behind	Laptime	No	Behind	Laptime
23		1:29.462	23		1:23.663	23		1:23.786	5		1:23.516	5		1:23.523
5	0.362	1:29.824	5	0.294	1:23.595	5	0.336	1:23.828	23	1.041	1:24.893	23	2.658	1:25.140
99	0.761	1:30.223	99	0.884	1:23.786	99	0.887	1:23.789	99	1.512	1:24.477	99	3.056	1:25.067
66	1.556	1:31.018	66	1.854	1:23.961	66	1.444	1:23.376	32	2.002	1:23.908	32	3.270	1:24.791
32	1.963	1:31.425	32	2.364	1:24.064	32	1.946	1:23.368	66	2.257	1:24.665	66	3.493	1:24.759
3	2.606	1:32.068	3	3.357	1:24.414	3	3.585	1:24.014	50	4.198	1:23.950	50	4.527	1:23.852
50	3.137	1:32.599	50	3.784	1:24.310	50	4.100	1:24.102	3	4.821	1:25.088	3	5.540	1:24.242
14	3.655	1:33.117	14	4.693	1:24.701	14	5.013	1:24.106	14	5.397	1:24.236	14	6.061	1:24.187
26	5.332	1:34.794	26	7.264	1:25.595	26	9.317	1:25.839	26	10.854	1:25.389	26	15.351	1:28.020
88	5.978	1:35.440	88	8.653	1:26.338	88	10.568	1:25.701	88	13.214	1:26.498	88	16.034	1:26.343
67	6.405	1:35.867	67	9.291	1:26.549	67	10.954	1:25.449	67	13.681	1:26.579	67	16.265	1:26.107
85	7.929	1:37.391	85	11.071	1:26.805	85	13.151	1:25.866	85	15.097	1:25.798	85	16.985	1:25.411
11	9.217	1:38.679	11	13.527	1:27.973	11	17.903	1:28.162	11	22.152	1:28.101	11	27.557	1:28.928
91	9.578	1:39.040	91	14.703	1:28.788	91	19.981	1:29.064	91	25.587	1:29.458	27	32.491	1:29.847
27	11.240	1:40.702	27	15.221	1:27.644	27	20.590	1:29.155	27	26.167	1:29.429	91	32.846	1:30.782
18	32.986	2:02.448	18	34.984	1:25.661	18	36.852	1:25.654	18	37.202	1:24.202	18	38.894	1:25.215

Weather / Track : Sunny / Dry

Dunlop Radical Biduro Championship

RACE 1 - LAP CHART

(contd.)

Lap 6			Lap 7			Lap 8			Lap 9			Lap 10		
No	Behind	Laptime	No	Behind	Laptime	No	Behind	Laptime	No	Behind	Laptime	No	Behind	Laptime
5		1:24.087	5		1:24.897	5		1:23.944	5		1:23.666	5		1:23.837
99	3.407	1:24.438	99	2.199	1:23.689	99	1.711	1:23.456	99	1.442	1:23.397	99	1.184	1:23.579
32	3.871	1:24.688	32	2.695	1:23.721	32	2.240	1:23.489	32	2.039	1:23.465	32	2.081	1:23.879
66	4.169	1:24.763	66	3.354	1:24.082	66	3.701	1:24.291	66	3.988	1:23.953	66	4.058	1:23.907
50	4.775	1:24.335	50	4.187	1:24.309	50	4.460	1:24.217	50	5.203	1:24.409	50	5.478	1:24.112
3	6.504	1:25.051	3	6.418	1:24.811	3	7.233	1:24.759	3	8.479	1:24.912	3	9.553	1:24.911
14	14.484	1:32.510	14	15.317	1:25.730	14	17.520	1:26.147	14	18.767	1:24.913	14	22.372	1:27.442
26	17.907	1:26.643	26	19.603	1:26.593	26	21.997	1:26.338	26	25.248	1:26.917	26	28.254	1:26.843
88	18.820	1:26.873	88	20.385	1:26.462	88	23.217	1:26.776	88	26.113	1:26.562	88	29.074	1:26.408
67	19.275	1:27.097	67	20.541	1:26.163	67	23.538	1:26.941	85	26.503	1:26.223	88	29.262	1:26.986
85	19.859	1:26.961	85	20.978	1:26.016	85	23.946	1:26.912	67	26.834	1:26.962	67	29.695	1:26.698
11	31.377	1:27.907	11	35.043	1:28.563	11	39.696	1:28.597	18	50.235	1:27.640	18	51.723	1:25.325
91	38.926	1:30.167	18	44.722	1:29.372	18	46.261	1:25.483	11	54.334	1:38.304	11	59.093	1:28.596
27	39.200	1:30.796	27	44.989	1:30.686	27	50.446	1:29.401	27	55.339	1:28.559	27	59.336	1:27.834
18	40.247	1:25.440	91	45.690	1:31.661	91	51.749	1:30.003	91	58.435	1:30.352	91	1:04.924	1:30.326

Weather / Track : Sunny / Dry

msttiming.com

Page 2 of 3

Croft
Circuit Length = 2.1270 miles.
Start: 16:31 End: 16:52

Printed - 16:55 Saturday, 09 September 2006

Dunlop Radical Biduro Championship

RACE 1 - LAP CHART

(contd.)


Lap 11			Lap 12			Lap 13			Lap 14			Lap 15		
No	Behind	Laptime	No	Behind	Laptime	No	Behind	Laptime	No	Behind	Laptime	No	Behind	Laptime
5		1:23.191	5		1:23.307	5		1:23.829	5		1:26.927	5		1:26.726
99	1.440	1:23.447	99	1.509	1:23.376	99	0.852	1:23.172	32	1.947	1:26.698	32	0.578	1:25.357
32	2.311	1:23.421	32	2.528	1:23.524	32	2.176	1:23.477	99	3.364	1:29.439	99	0.993	1:24.355
66	5.208	1:24.341	66	5.971	1:24.070	66	6.789	1:24.647	91	1 LAP	1:36.072	66	6.765	1:27.387
50	6.992	1:24.705	50	8.534	1:24.849	50	9.325	1:24.620	66	6.104	1:26.242	91	1 LAP	1:32.557
3	11.204	1:24.842	3	12.509	1:24.612	3	13.480	1:24.800	50	10.405	1:28.007	50	10.749	1:27.070
14	26.159	1:26.978	14	30.199	1:27.347	14	31.905	1:25.535	3	13.328	1:26.775	3	12.635	1:26.033
26	31.991	1:26.928	85	34.504	1:25.639	85	35.859	1:25.184	14	31.357	1:26.379	14	33.931	1:29.300
85	32.172	1:26.289	88	35.547	1:26.173	88	37.006	1:25.288	85	35.316	1:26.384	85	36.130	1:27.540
88	32.681	1:26.610	67	35.937	1:25.980	67	37.435	1:25.327	88	37.086	1:27.007	88	38.524	1:28.164
67	33.264	1:26.760	26	37.108	1:28.424	26	39.645	1:26.366	67	37.670	1:27.162	67	38.883	1:27.939
18	53.351	1:24.819	18	54.647	1:24.603	11	1:16.729	1:31.356	26	39.608	1:26.890	26	39.950	1:27.068
11	1:04.148	1:28.246	11	1:09.202	1:28.361	27	1:22.227	1:33.202	11	1:21.665	1:31.863	11	1:26.395	1:31.456
27	1:06.211	1:30.066	27	1:12.854	1:29.950				27	1:26.411	1:31.111	27	1:30.081	1:30.396
91	1:12.155	1:30.422	91	1:19.158	1:30.310									

Weather / Track : Sunny / Dry

Dunlop Radical Biduro Championship

GRID - RACE 8

ROW 8	1:32.008 27 MOORE	3:08.210 88 WOODWARD
ROW 7	1:27.844 11 SIMMONDS	1:27.990 91 FRANKLAND
ROW 6	1:24.785 26 FERGUSON	1:25.166 85 PILE
ROW 5	1:24.151 14 BROMILEY	1:24.418 67 GREAVES
ROW 4	1:24.144 3 WELDON	1:24.147 50 NEWTON
ROW 3	1:23.931 23 HEWITT	1:24.092 18 SINFIELD
ROW 2	1:23.544 5 SAGGERS	1:23.730 66 BARNETT
ROW 1	1:23.201 32 ROWBOTTOM	1:23.351 99 HODGKIN
POLE		



Weather / Track : Sunny / Dry

These results are provisional until the conclusion of any judicial and technical matters.

Croft
Circuit Length = 2.1270 miles.
Start: 12:20 End: 12:35

Clerk of Course:

Stewards:

Timekeeper:

Dunlop Radical Biduro Championship

RACE CLASSIFICATION - RACE 8

POS	NO	CL	DRIVER	NAT	CAR	TIME	LAPS	GAP	MPH	BEST
1	66	R4	Malcolm BARNETT		Radical SR4	21:12.164	15		90.28	1:23.442
2	32	R4	Daniel ROWBOTTOM		Radical SR4	21:20.199	15	8.035	89.71	1:23.930
3	5	R4	James SAGGERS		Radical SR4	21:22.057	15	9.893	89.58	1:23.644
4	23	R4	John HEWITT		Radical SR4	21:22.709	15	10.545	89.54	1:24.475
5	3	R4	Rob WELDON		Radical SR4	21:23.748	15	11.584	89.47	1:24.434
6	50	R4	Toby NEWTON		Radical SR4	21:23.954	15	11.790	89.45	1:24.465
7	14	R4	Roger BROMILEY		Radical SR4	21:39.229	15	27.065	88.40	1:24.509
8	88	R4	Terrence WOODWARD		Radical SR4	21:41.619	15	29.455	88.24	1:25.000
9	85	R4	Mark PILE		Radical SR4	21:42.196	15	30.032	88.20	1:25.086
10	67	R4	Jacob GREAVES		Radical SR4	21:42.770	15	30.606	88.16	1:25.212
11	26	R4	Andrew FERGUSON		Radical SR4	21:43.412	15	31.248	88.12	1:25.292
12	11	R4	Ian SIMMONDS		Radical SR4	22:19.997	15	1:07.833	85.71	1:28.057
13	91	R4	David FRANKLAND		Radical SR4	21:19.966	14	1 LAP	83.75	1:28.624
NOT CLASSIFIED										
99	R4	Guy HODGKIN		Radical SR4		9:59.812	7	D.N.F.	89.36	1:24.130
27	R4	Ian MOORE		Radical SR4		11:08.518	7	D.N.F.	80.17	1:29.671
FASTEST LAP										
66	R4	Malcolm BARNETT		Radical SR4		1:23.442	4	91.76mph	147.68kph	

Weather / Track : Sunny / Dry

These results are provisional until the conclusion of any judicial and technical matters.

Croft

Circuit Length = 2.1270 miles.

Start: 14:31 End: 14:52

Clerk of Course:	Stewards:	Timekeeper:
------------------	-----------	-------------

Dunlop Radical Biduro Championship

RACE 8 - LAP CHART

Lap 1			Lap 2			Lap 3			Lap 4			Lap 5		
No	Behind	Laptime	No	Behind	Laptime	No	Behind	Laptime	No	Behind	Laptime	No	Behind	Laptime
66		1:28.980	66		1:23.545	66		1:23.459	66		1:23.442	66		1:24.006
99	1.055	1:30.035	5	2.414	1:24.861	5	2.599	1:23.644	99	5.074	1:24.875	5	6.175	1:25.040
5	1.098	1:30.078	99	2.970	1:25.460	99	3.641	1:24.130	32	5.084	1:24.570	99	6.580	1:25.512
32	1.952	1:30.932	32	3.485	1:25.078	32	3.956	1:23.930	5	5.141	1:25.984	32	7.054	1:25.976
3	3.101	1:32.081	3	4.345	1:24.789	3	5.423	1:24.537	3	6.415	1:24.434	3	7.745	1:25.336
23	3.911	1:32.891	23	5.277	1:24.911	23	6.293	1:24.475	23	7.359	1:24.508	23	8.587	1:25.234
14	4.379	1:33.359	14	6.176	1:25.342	14	7.859	1:25.142	14	10.823	1:26.406	50	12.211	1:25.095
50	4.680	1:33.660	50	6.789	1:25.654	50	8.311	1:24.981	50	11.122	1:26.253	14	12.763	1:25.946
88	6.170	1:35.150	88	9.809	1:27.184	88	13.060	1:26.710	88	16.372	1:26.754	88	19.171	1:26.805
67	6.207	1:35.187	67	10.191	1:27.529	67	13.248	1:26.516	67	16.493	1:26.687	67	19.549	1:27.062
85	7.084	1:36.064	85	10.441	1:26.902	85	13.827	1:26.845	85	17.121	1:26.736	85	19.948	1:26.833
11	8.009	1:36.989	11	12.542	1:28.078	26	16.104	1:26.662	26	18.578	1:25.916	26	20.467	1:25.895
26	9.203	1:38.183	26	12.901	1:27.243	11	17.350	1:28.267	11	22.159	1:28.251	11	26.210	1:28.057
91	10.209	1:39.189	91	15.288	1:28.624	91	21.480	1:29.651	91	29.323	1:31.285	91	35.993	1:30.676
27	11.890	1:40.870	27	18.016	1:29.671	27	24.414	1:29.857	27	38.444	1:37.472	27	46.496	1:32.058

Weather / Track : Sunny / Dry

Dunlop Radical Biduro Championship

RACE 8 - LAP CHART

(contd.)

Lap 6			Lap 7			Lap 8			Lap 9			Lap 10		
No	Behind	Laptime	No	Behind	Laptime	No	Behind	Laptime	No	Behind	Laptime	No	Behind	Laptime
66		1:23.714	66		1:24.134	66		1:24.096	66		1:24.434	66		1:24.276
5	7.511	1:25.050	5	7.591	1:24.214	5	8.215	1:24.720	5	10.260	1:26.479	5	11.015	1:25.031
32	7.900	1:24.560	32	8.394	1:24.628	3	11.279	1:25.971	3	12.122	1:25.277	32	12.860	1:24.679
99	8.295	1:25.429	99	8.532	1:24.371	32	11.377	1:27.079	32	12.457	1:25.514	3	13.321	1:25.475
3	8.707	1:24.676	3	9.404	1:24.831	23	11.883	1:25.999	23	13.143	1:25.694	23	13.735	1:24.868
23	9.475	1:24.602	23	9.980	1:24.639	50	14.498	1:24.764	50	14.935	1:24.871	50	15.418	1:24.759
50	13.230	1:24.733	50	13.830	1:24.734	14	14.837	1:24.509	14	15.496	1:25.093	14	16.064	1:24.844
14	13.769	1:24.720	14	14.424	1:24.789	88	23.813	1:25.123	88	24.379	1:25.000	85	26.942	1:25.208
88	21.779	1:26.322	88	22.786	1:25.141	67	24.681	1:25.212	85	26.010	1:25.086	88	26.975	1:26.872
67	22.232	1:26.397	67	23.565	1:25.467	85	25.358	1:25.473	67	26.027	1:25.780	67	27.731	1:25.980
85	22.653	1:26.419	85	23.981	1:25.462	26	26.244	1:25.617	26	27.703	1:25.893	26	29.118	1:25.691
26	22.941	1:26.188	26	24.723	1:25.916	11	40.888	1:28.710	11	44.603	1:28.149	11	49.438	1:29.111
11	31.479	1:28.983	11	36.274	1:28.929	91	56.593	1:30.967	91	1:02.524	1:30.365	91	1:08.169	1:29.921
91	43.288	1:31.009	91	49.722	1:30.568									
27	55.940	1:33.158	27	1:17.238	1:45.432P									

Weather / Track : Sunny / Dry

msttiming.com

Page 2 of 3

Croft
Circuit Length = 2.1270 miles.
Start: 14:31 End: 14:52

Printed - 14:55 Sunday, 10 September 2006

Dunlop Radical Biduro Championship

RACE 8 - LAP CHART

(contd.)

Lap 11			Lap 12			Lap 13			Lap 14			Lap 15		
No	Behind	Laptime	No	Behind	Laptime	No	Behind	Laptime	No	Behind	Laptime	No	Behind	Laptime
66		1:24.387	66		1:25.333	66		1:24.664	66		1:25.792	66		1:27.902
5	11.454	1:24.826	5	10.919	1:24.798	5	11.792	1:25.537	91	1 LAP	1:32.616	91	1 LAP	1:32.831
32	12.662	1:24.189	32	11.724	1:24.395	32	11.841	1:24.781	32	11.065	1:25.016	32	8.035	1:24.872
3	13.736	1:24.802	3	13.240	1:24.837	3	13.848	1:25.272	5	12.759	1:26.759	5	9.893	1:25.036
23	14.188	1:24.840	23	13.710	1:24.855	23	13.910	1:24.864	23	13.297	1:25.179	23	10.545	1:25.150
50	15.655	1:24.624	50	14.787	1:24.465	50	14.792	1:24.669	3	13.722	1:25.666	3	11.584	1:25.764
14	22.514	1:30.837	14	22.550	1:25.369	14	24.846	1:26.960	50	14.561	1:25.561	50	11.790	1:25.131
88	29.210	1:26.622	88	29.553	1:25.676	88	31.010	1:26.121	14	24.674	1:25.620	14	27.065	1:30.293
85	29.504	1:26.949	85	29.737	1:25.566	85	31.223	1:26.150	88	31.513	1:26.295	88	29.455	1:25.844
67	30.150	1:26.806	67	30.660	1:25.843	67	31.920	1:25.924	85	32.261	1:26.830	85	30.032	1:25.673
26	31.197	1:26.466	26	31.156	1:25.292	26	33.044	1:26.552	67	32.886	1:26.758	67	30.606	1:25.622
11	54.291	1:29.240	11	58.129	1:29.171	11	1:02.954	1:29.489	26	33.312	1:26.060	26	31.248	1:25.838
91	1:15.001	1:31.219	91	1:20.713	1:31.045				11	1:06.505	1:29.343	11	1:07.833	1:29.230

Weather / Track : Sunny / Dry

Mini Challenge

TEST SESSION

POS	NO	CL	DRIVER	NAT	CAR	TIME	LAPS	GAP	MPH
1	22	S	David SHEPHERD		Mini Cooper	1:37.391	3		78.62
2	44	S	Fredrik NORDSTROM		Mini Cooper	1:37.901	7	0.510	78.21
3	16	S	Nathan COULTER		Mini Cooper	1:37.972	3	0.581	78.15
4	77	S	Allen JACKSON		Mini Cooper	1:38.260	8	0.869	77.92
5	4	S	Carl BRADLEY		Mini Cooper	1:38.329	5	0.938	77.87
6	30	S	Martin DEPPER		Mini Cooper	1:38.779	5	1.388	77.51
7	17	S	Alex FERGUSSON		Mini Cooper	1:38.872	6	1.481	77.44
8	5	S	Andrew BAILEY		Mini Cooper	1:38.900	7	1.509	77.42
9	8	S	Finlay CROCKER		Mini Cooper	1:39.629	8	2.238	76.85
10	51	S	Gavin BRISTOW		Mini Cooper	1:39.690	8	2.299	76.81
11	7	S	Simon BAKER		Mini Cooper	1:41.265	6	3.874	75.61
12	1	S	Arthur FORSTER		Mini Cooper	1:42.047	4	4.656	75.03
13	2	S	Charles BLOOM		Mini Cooper	1:42.624	8	5.233	74.61
14	3	CL	Gareth NIXON		Mini Cooper	1:44.680	6	7.289	73.14
15	99	CL	Tim CRIGHTON		Mini Cooper	1:44.802	8	7.411	73.06
16	23	CL	Jenny RYAN		Mini Cooper	1:44.953	7	7.562	72.95
17	24	CL	Rob AUSTIN		Mini Cooper	1:45.262	7	7.871	72.74
18	21	CL	Jonathan SHEPHERD		Mini Cooper	1:45.505	8	8.114	72.57
19	36	CL	Eric BAILEY		Mini Cooper	1:45.550	7	8.159	72.54
20	31	CL	Keith ISSATT		Mini Cooper	1:45.752	7	8.361	72.40
21	40	CL	Edward LOVETT		Mini Cooper	1:46.423	5	9.032	71.95
22	47	CL	Gary KOUNNIS		Mini Cooper	1:46.640	7	9.249	71.80
23	29	CL	Andrew COX		Mini Cooper	1:46.728	7	9.337	71.74
24	32	CL	David PHILLIPS		Mini Cooper	1:47.190	7	9.799	71.43
25	98	CL	Amanda ELLIOTT		Mini Cooper	1:47.286	8	9.895	71.37
26	33	CL	John BATES		Mini Cooper	1:47.620	7	10.229	71.15
27	42	CL	Dawn BOYD		Mini Cooper	1:52.611	8	15.220	67.99

Weather / Track : Sunny / Dry

These results are provisional until the conclusion of any judicial and technical matters.

Croft

Circuit Length = 2.1270 miles.

Start: 10:10 End: 10:25

Clerk of Course:	Stewards:	Timekeeper:
------------------	-----------	-------------

Mini Challenge

LAP ANALYSIS - TEST SESSION

1	Arthur FORSTER	Mini Cooper
1 - X:00.000 2 - 1:42.913 3 - 1:44.128 4 - 1:42.047		
2	Charles BLOOM	Mini Cooper
1 - X:00.000 6 - 1:43.141 2 - 1:45.094 7 - 1:43.271 3 - 1:43.290 8 - 1:42.624 4 - 1:44.190 5 - 1:44.655		
3	Gareth NIXON	Mini Cooper
1 - X:00.000 6 - 2:11.377P 2 - 1:45.182 3 - 1:44.893 4 - 1:44.795 5 - 1:44.680		
4	Carl BRADLEY	Mini Cooper
1 - X:00.000 2 - 1:38.384 3 - 1:38.329 4 - 1:38.891 5 - 2:00.887P		
5	Andrew BAILEY	Mini Cooper
1 - X:00.000 6 - 1:38.900 2 - 1:39.705 7 - 1:56.684 3 - 1:38.980 4 - 3:06.560P 5 - 1:58.526		
7	Simon BAKER	Mini Cooper
1 - X:00.000 6 - 1:41.265 2 - 1:41.311 3 - 1:47.172 4 - 1:41.529 5 - 1:41.519		
8	Finlay CROCKER	Mini Cooper
1 - X:00.000 6 - 1:39.907 2 - 1:41.944 7 - 1:40.203 3 - 1:39.739 8 - 1:39.629 4 - 1:48.036 5 - 1:39.936		

Weather / Track : Sunny / Dry

Mini Challenge

LAP ANALYSIS - TEST SESSION

(contd.)

16	Nathan COULTER	Mini Cooper
1 - X:00.000 2 - 1:39.081 3 - 1:37.972		
17	Alex FERGUSON	Mini Cooper
1 - X:00.000 6 - 3:10.035 2 - 1:41.215 3 - 3:18.975 4 - 1:38.872 5 - 1:48.277P		
21	Jonathan SHEPHERD	Mini Cooper
1 - X:00.000 6 - 1:45.721 2 - 1:45.999 7 - 1:45.505 3 - 1:46.188 8 - 1:46.617 4 - 1:45.538 5 - 1:46.881		
22	David SHEPHERD	Mini Cooper
1 - X:00.000 2 - 1:37.391 3 - 1:54.851P		
23	Jenny RYAN	Mini Cooper
1 - X:00.000 6 - 1:46.395 2 - 1:45.127 7 - 1:45.609 3 - 1:44.953 4 - 2:38.886P 5 - 2:02.099		
24	Rob AUSTIN	Mini Cooper
1 - X:00.000 6 - 2:00.748 2 - 1:45.979 7 - 1:46.491 3 - 1:46.616 4 - 1:45.262 5 - 1:46.527		
29	Andrew COX	Mini Cooper
1 - X:00.000 6 - 1:49.822 2 - 1:47.853 7 - 1:48.863 3 - 1:47.302 4 - 1:46.728 5 - 1:47.008		

Weather / Track : Sunny / Dry

Mini Challenge

LAP ANALYSIS - TEST SESSION

(contd.)

30	Martin DEPPER	Mini Cooper
1 - X:00.000 2 - 1:54.991 3 - 1:39.909 4 - 1:41.957 5 - 1:38.779		
31	Keith ISSATT	Mini Cooper
1 - X:00.000 6 - 1:56.909 2 - 1:46.162 7 - 1:45.923 3 - 1:45.908 4 - 1:45.752 5 - 1:49.634		
32	David PHILLIPS	Mini Cooper
1 - X:00.000 6 - 1:47.782 2 - 1:48.553 7 - 1:48.584 3 - 1:49.363 4 - 1:47.274 5 - 1:47.190		
33	John BATES	Mini Cooper
1 - X:00.000 6 - 1:49.943 2 - 1:48.036 7 - 1:47.701 3 - 1:47.620 4 - 1:49.614 5 - 1:48.431		
36	Eric BAILEY	Mini Cooper
1 - X:00.000 6 - 1:45.866 2 - 1:46.680 7 - 2:04.374 3 - 1:46.277 4 - 1:46.103 5 - 1:45.550		
40	Edward LOVETT	Mini Cooper
1 - X:00.000 2 - 1:46.843 3 - 1:46.696 4 - 1:46.423 5 - 1:47.167		
42	Dawn BOYD	Mini Cooper
1 - X:00.000 6 - 1:53.454 2 - 1:57.576 7 - 1:54.934 3 - 1:54.617 8 - 1:52.611 4 - 1:53.322 5 - 1:55.152		

Weather / Track : Sunny / Dry

msttiming.com

Page 3 of 4

Croft
 Circuit Length = 2.1270 miles.
 Start: 10:10 End: 10:25

Printed - 10:28 Saturday, 09 September 2006

Mini Challenge

LAP ANALYSIS - TEST SESSION

(contd.)

44	Fredrik NORDSTROM	Mini Cooper
1 - X:00.000	6 - 1:38.217	
2 - 1:41.610	7 - 1:37.901	
3 - 1:37.937		
4 - 2:35.540P		
5 - 2:04.089		
47	Gary KOUNNIS	Mini Cooper
1 - X:00.000	6 - 1:54.515	
2 - 1:47.670	7 - 1:48.190	
3 - 1:46.768		
4 - 1:46.640		
5 - 1:48.342		
51	Gavin BRISTOW	Mini Cooper
1 - X:00.000	6 - 1:40.380	
2 - 1:39.690	7 - 1:39.998	
3 - 1:40.412	8 - 1:40.242	
4 - 1:43.146		
5 - 2:13.334		
77	Allen JACKSON	Mini Cooper
1 - X:00.000	6 - 1:40.402	
2 - 1:40.535	7 - 1:38.260	
3 - 1:40.375	8 - 1:41.614	
4 - 1:40.440		
5 - 1:39.369		
98	Amanda ELLIOTT	Mini Cooper
1 - X:00.000	6 - 1:48.882	
2 - 1:53.344	7 - 1:47.773	
3 - 1:49.750	8 - 1:47.286	
4 - 1:49.161		
5 - 1:48.549		
99	Tim CRIGHTON	Mini Cooper
1 - X:00.000	6 - 1:45.144	
2 - 1:45.630	7 - 1:45.203	
3 - 1:45.264	8 - 1:45.309	
4 - 1:44.802		
5 - 1:45.650		

Mini Challenge

QUALIFYING - RACE 2 & 9

POS	NO	CL	DRIVER	NAT	CAR	TIME	LAPS	GAP	MPH
1	44	S	Fredrik NORDSTROM		Mini Cooper	1:36.969	9		78.96
2	1	S	Arthur FORSTER		Mini Cooper	1:37.103	3	0.134	78.85
3	4	S	Carl BRADLEY		Mini Cooper	1:37.380	8	0.411	78.63
4	22	S	David SHEPHERD		Mini Cooper	1:37.773	9	0.804	78.31
5	16	S	Nathan COULTER		Mini Cooper	1:37.775	9	0.806	78.31
6	30	S	Martin DEPPEP		Mini Cooper	1:38.076	9	1.107	78.07
7	8	S	Finlay CROCKER		Mini Cooper	1:38.211	9	1.242	77.96
8	77	S	Allen JACKSON		Mini Cooper	1:38.519	9	1.550	77.72
9	17	S	Alex FERGUSSON		Mini Cooper	1:38.620	9	1.651	77.64
10	5	S	Andrew BAILEY		Mini Cooper	1:39.025	9	2.056	77.32
11	7	S	Simon BAKER		Mini Cooper	1:39.083	9	2.114	77.28
12	51	S	Gavin BRISTOW		Mini Cooper	1:39.189	9	2.220	77.19
13	2	S	Charles BLOOM		Mini Cooper	1:41.649	9	4.680	75.33
14	3	CL	Gareth NIXON		Mini Cooper	1:44.550	9	7.581	73.24
15	99	CL	Tim CRIGHTON		Mini Cooper	1:44.812	9	7.843	73.05
16	23	CL	Jenny RYAN		Mini Cooper	1:45.351	9	8.382	72.68
17	21	CL	Jonathan SHEPHERD		Mini Cooper	1:45.532	9	8.563	72.55
18	40	CL	Edward LOVETT		Mini Cooper	1:45.569	7	8.600	72.53
19	36	CL	Eric BAILEY		Mini Cooper	1:45.675	9	8.706	72.46
20	31	CL	Keith ISSATT		Mini Cooper	1:46.011	7	9.042	72.23
21	24	CL	Rob AUSTIN		Mini Cooper	1:46.226	8	9.257	72.08
22	47	CL	Gary KOUNNIS		Mini Cooper	1:46.247	8	9.278	72.07
23	32	CL	David PHILLIPS		Mini Cooper	1:46.569	8	9.600	71.85
24	29	CL	Andrew COX		Mini Cooper	1:47.190	8	10.221	71.43
25	33	CL	John BATES		Mini Cooper	1:47.825	8	10.856	71.01
26	98	CL	Amanda ELLIOTT		Mini Cooper	1:48.159	8	11.190	70.79
27	42	CL	Dawn BOYD		Mini Cooper	1:50.492	8	13.523	69.30

Weather / Track : Sunny / Dry

These results are provisional until the conclusion of any judicial and technical matters.

Croft

Circuit Length = 2.1270 miles.

Start: 12:40 End: 12:55

Clerk of Course:	Stewards:	Timekeeper:
------------------	-----------	-------------

Mini Challenge

LAP ANALYSIS - QUALIFYING - RACE 2

1	Arthur FORSTER	Mini Cooper
1 - X:00.000 2 - 1:43.904 3 - 1:37.103		
2	Charles BLOOM	Mini Cooper
1 - X:00.000 6 - 1:42.185 2 - 1:41.851 7 - 1:41.752 3 - 1:41.649 8 - 1:42.464 4 - 1:41.865 9 - 1:42.514 5 - 1:42.275		
3	Gareth NIXON	Mini Cooper
1 - X:00.000 6 - 1:44.805 2 - 1:45.057 7 - 1:45.007 3 - 1:44.550 8 - 1:45.043 4 - 1:44.754 9 - 1:47.024 5 - 1:44.992		
4	Carl BRADLEY	Mini Cooper
1 - X:00.000 6 - 1:48.673P 2 - 1:37.941 7 - 3:14.538 3 - 1:37.380 8 - 1:37.799 4 - 1:37.969 5 - 1:38.123		
5	Andrew BAILEY	Mini Cooper
1 - X:00.000 6 - 1:39.613 2 - 1:39.104 7 - 1:39.025 3 - 1:40.055 8 - 1:41.513 4 - 1:39.301 9 - 1:39.205 5 - 1:51.312		
7	Simon BAKER	Mini Cooper
1 - X:00.000 6 - 1:39.083 2 - 1:44.439 7 - 1:57.044 3 - 1:39.292 8 - 1:39.087 4 - 1:48.866 9 - 2:06.566P 5 - 1:39.115		
8	Finlay CROCKER	Mini Cooper
1 - X:00.000 6 - 1:38.618 2 - 1:38.211 7 - 1:53.415 3 - 1:39.043 8 - 1:38.907 4 - 1:47.105 9 - 1:39.133 5 - 1:39.075		

Mini Challenge

LAP ANALYSIS - QUALIFYING - RACE 2

(contd.)

16	Nathan COULTER	Mini Cooper
1 - X:00.000	6 - 1:56.656	
2 - 1:38.344	7 - 1:53.265	
3 - 1:39.279	8 - 1:37.901	
4 - 1:37.813	9 - 2:15.698P	
5 - 1:37.775		
17	Alex FERGUSON	Mini Cooper
1 - X:00.000	6 - 1:39.247	
2 - 1:38.620	7 - 1:39.783	
3 - 1:38.792	8 - 1:40.163	
4 - 1:38.749	9 - 1:51.448	
5 - 1:39.099		
21	Jonathan SHEPHERD	Mini Cooper
1 - X:00.000	6 - 1:45.532	
2 - 1:46.704	7 - 1:46.234	
3 - 1:45.616	8 - 1:46.868	
4 - 1:48.765	9 - 1:46.194	
5 - 1:46.151		
22	David SHEPHERD	Mini Cooper
1 - X:00.000	6 - 2:25.553	
2 - 1:38.251	7 - 1:37.773	
3 - 1:38.732	8 - 1:38.054	
4 - 1:37.871	9 - 1:52.423P	
5 - 1:47.337P		
23	Jenny RYAN	Mini Cooper
1 - X:00.000	6 - 1:45.369	
2 - 1:46.355	7 - 1:45.351	
3 - 1:45.709	8 - 1:45.631	
4 - 1:45.899	9 - 1:45.578	
5 - 1:48.308		
24	Rob AUSTIN	Mini Cooper
1 - X:00.000	6 - 1:46.585	
2 - 1:46.702	7 - 1:59.726	
3 - 1:46.284	8 - 1:46.353	
4 - 1:46.226		
5 - 1:46.455		
29	Andrew COX	Mini Cooper
1 - X:00.000	6 - 1:47.242	
2 - 1:48.664	7 - 1:47.190	
3 - 1:49.008	8 - 1:47.550	
4 - 1:49.641		
5 - 1:49.440		

Weather / Track : Sunny / Dry

Mini Challenge

LAP ANALYSIS - QUALIFYING - RACE 2

(contd.)

30	Martin DEPPER	Mini Cooper
1 - X:00.000	6 - 1:54.654	
2 - 1:39.620	7 - 1:38.076	
3 - 1:38.199	8 - 1:38.127	
4 - 1:38.155	9 - 1:39.124	
5 - 1:38.260		
31	Keith ISSATT	Mini Cooper
1 - X:00.000	6 - 1:47.981	
2 - 1:56.039	7 - 1:46.416	
3 - 1:46.296		
4 - 1:46.011		
5 - 1:46.117		
32	David PHILLIPS	Mini Cooper
1 - X:00.000	6 - 1:46.569	
2 - 1:48.418	7 - 1:54.853	
3 - 1:47.052	8 - 1:47.047	
4 - 1:53.060		
5 - 1:46.865		
33	John BATES	Mini Cooper
1 - X:00.000	6 - 1:48.511	
2 - 1:49.020	7 - 1:48.568	
3 - 1:48.784	8 - 1:47.825	
4 - 1:52.591		
5 - 1:50.111		
36	Eric BAILEY	Mini Cooper
1 - X:00.000	6 - 1:46.034	
2 - 1:46.759	7 - 1:53.688	
3 - 1:45.675	8 - 1:46.636	
4 - 1:46.815	9 - 1:46.095	
5 - 1:46.272		
40	Edward LOVETT	Mini Cooper
1 - X:00.000	6 - 1:46.774	
2 - 1:47.230	7 - 2:44.870P	
3 - 1:45.569		
4 - 1:46.114		
5 - 1:46.924		
42	Dawn BOYD	Mini Cooper
1 - X:00.000	6 - 1:51.835	
2 - 1:54.095	7 - 1:52.113	
3 - 1:53.108	8 - 1:50.492	
4 - 1:54.191		
5 - 1:51.749		

Weather / Track : Sunny / Dry

msttiming.com

Page 3 of 4

Croft
Circuit Length = 2.1270 miles.
Start: 12:40 End: 12:55

Printed - 13:00 Saturday, 09 September 2006

Mini Challenge

LAP ANALYSIS - QUALIFYING - RACE 2

(contd.)

44	Fredrik NORDSTROM	Mini Cooper
1 - X:00.000	6 - 1:37.623	
2 - 1:36.969	7 - 1:39.227	
3 - 1:37.629	8 - 1:43.527	
4 - 1:45.678	9 - 2:02.376P	
5 - 1:37.541		
47	Gary KOUNNIS	Mini Cooper
1 - X:00.000	6 - 1:47.218	
2 - 1:47.165	7 - 1:46.247	
3 - 1:48.402	8 - 1:47.555	
4 - 1:47.118		
5 - 1:47.395		
51	Gavin BRISTOW	Mini Cooper
1 - X:00.000	6 - 1:46.144	
2 - 1:39.525	7 - 1:39.499	
3 - 1:39.723	8 - 1:39.290	
4 - 1:39.308	9 - 1:39.189	
5 - 1:39.432		
77	Allen JACKSON	Mini Cooper
1 - X:00.000	6 - 1:39.806	
2 - 1:44.818	7 - 1:39.865	
3 - 1:38.519	8 - 1:38.555	
4 - 1:39.145	9 - 1:39.037	
5 - 1:41.812		
98	Amanda ELLIOTT	Mini Cooper
1 - X:00.000	6 - 2:03.107	
2 - 1:52.109	7 - 1:48.159	
3 - 1:54.132	8 - 1:48.723	
4 - 1:49.142		
5 - 1:51.294		
99	Tim CRIGHTON	Mini Cooper
1 - X:00.000	6 - 1:44.812	
2 - 1:45.209	7 - 1:45.051	
3 - 1:45.103	8 - 1:45.615	
4 - 1:45.115	9 - 1:45.514	
5 - 1:46.574		

Mini Challenge

GRID - RACE 2

ROW 14	1:50.492	42	BOYD	
ROW 13	1:47.825	33	BATES	1:48.159 98 ELLIOTT
ROW 12	1:46.569	32	PHILLIPS	1:47.190 29 COX
ROW 11	1:46.226	24	AUSTIN	1:46.247 47 KOUNNIS
ROW 10	1:45.675	36	BAILEY	1:46.011 31 ISSATT
ROW 9	1:45.532	21	SHEPHERD	1:45.569 40 LOVETT
ROW 8	1:44.812	99	CRIGHTON	1:45.351 23 RYAN
ROW 7	1:41.649	2	BLOOM	1:44.550 3 NIXON
ROW 6	1:39.083	7	BAKER	1:39.189 51 BRISTOW
ROW 5	1:38.620	17	FERGUSON	1:39.025 5 BAILEY
ROW 4	1:38.211	8	CROCKER	1:38.519 77 JACKSON
ROW 3	1:37.775	16	COULTER	1:38.076 30 DEPPEP
ROW 2	1:37.380	4	BRADLEY	1:37.773 22 SHEPHERD
ROW 1	1:36.969	44	NORDSTROM	1:37.103 1 FORSTER
POLE				

Weather / Track : Sunny / Dry

These results are provisional until the conclusion of any judicial and technical matters.

Croft
Circuit Length = 2.1270 miles.
Start: 12:40 End: 12:55

Clerk of Course:

Stewards:

Timekeeper:

Mini Challenge

RACE CLASSIFICATION - RACE 2

POS	NO	CL	DRIVER	NAT	CAR	TIME	LAPS	GAP	MPH	BEST
1	1	S	Arthur FORSTER		Mini Cooper	16:27.612	10		77.53	1:37.443
2	22	S	David SHEPHERD		Mini Cooper	16:34.252	10	6.640	77.01	1:37.821
3	44	S	Fredrik NORDSTROM		Mini Cooper	16:36.199	10	8.587	76.86	1:38.257
4	30	S	Martin DEPPER		Mini Cooper	16:36.200	10	8.588	76.86	1:38.275
5	4	S	Carl BRADLEY		Mini Cooper	16:39.628	10	12.016	76.60	1:38.188
6	51	S	Gavin BRISTOW		Mini Cooper	16:54.708	10	27.096	75.46	1:39.695
7	17	S	Alex FERGUSSON		Mini Cooper	16:55.857	10	28.245	75.37	1:39.667
8	5	S	Andrew BAILEY		Mini Cooper	16:56.535	10	28.923	75.32	1:39.006
9	7	S	Simon BAKER		Mini Cooper	17:03.177	10	35.565	74.83	1:40.129
10	16	S	Nathan COULTER		Mini Cooper	17:04.305	10	36.693	74.75	1:38.924
11	8	S	Finlay CROCKER		Mini Cooper	17:04.354	10	36.742	74.75	1:39.143
12	77	S	Allen JACKSON		Mini Cooper	17:24.135	10	56.523	73.33	1:38.935
13	3	CL	Gareth NIXON		Mini Cooper	17:42.997	10	1:15.385	72.03	1:44.559
14	99	CL	Tim CRIGHTON		Mini Cooper	17:47.659	10	1:20.047	71.72	1:45.006
15	2	S	Charles BLOOM		Mini Cooper	17:49.349	10	1:21.737	71.60	1:43.180
16	21	CL	Jonathan SHEPHERD		Mini Cooper	17:59.843	10	1:32.231	70.91	1:45.817
17	23	CL	Jenny RYAN		Mini Cooper	18:01.720	10	1:34.108	70.78	1:45.390
18	40	CL	Edward LOVETT		Mini Cooper	18:02.738	10	1:35.126	70.72	1:46.309
19	36	CL	Eric BAILEY		Mini Cooper	18:05.154	10	1:37.542	70.56	1:46.150
20	32	CL	David PHILLIPS		Mini Cooper	18:05.767	10	1:38.155	70.52	1:46.011
21	24	CL	Rob AUSTIN		Mini Cooper	18:07.173	10	1:39.561	70.43	1:46.204
22	47	CL	Gary KOUNNIS		Mini Cooper	18:07.669	10	1:40.057	70.40	1:46.553
23	29	CL	Andrew COX		Mini Cooper	18:09.292	10	1:41.680	70.29	1:46.535
24	98	CL	Amanda ELLIOTT		Mini Cooper	18:11.710	10	1:44.098	70.14	1:46.777
25	31	CL	Keith ISSATT		Mini Cooper	16:31.046	9	1 LAP	69.53	1:45.980
26	33	CL	John BATES		Mini Cooper	16:48.506	9	1 LAP	68.33	1:47.613
27	42	CL	Dawn BOYD		Mini Cooper	17:20.901	9	1 LAP	66.20	1:51.793

FASTEST LAP

1	S	Arthur FORSTER	Mini Cooper	1:37.443	2	78.58mph	126.46kph
3	CL	Gareth NIXON	Mini Cooper	1:44.559	3	73.23mph	117.85kph

Weather / Track : Sunny / Dry
 These results are provisional until the conclusion of any judicial and technical matters.

Croft
 Circuit Length = 2.1270 miles.
 Start: 17:18 End: 17:35

Clerk of Course:	Stewards:	Timekeeper:
------------------	-----------	-------------

Mini Challenge

RACE CLASSIFICATION - RACE 2 Amended

POS	NO	CL	DRIVER	NAT	CAR	TIME	LAPS	GAP	MPH	BEST
1	1	S	Arthur FORSTER		Mini Cooper	16:27.612	10		77.53	1:37.443
2	22	S	David SHEPHERD		Mini Cooper	16:34.252	10	6.640	77.01	1:37.821
3	44	S	Fredrik NORDSTROM		Mini Cooper	16:36.199	10	8.587	76.86	1:38.257
4	30	S	Martin DEPPER		Mini Cooper	16:36.200	10	8.588	76.86	1:38.275
5	4	S	Carl BRADLEY		Mini Cooper	16:39.628	10	12.016	76.60	1:38.188
6	51	S	Gavin BRISTOW		Mini Cooper	16:54.708	10	27.096	75.46	1:39.695
7	17	S	Alex FERGUSSON		Mini Cooper	16:55.857	10	28.245	75.37	1:39.667
8	5	S	Andrew BAILEY		Mini Cooper	16:56.535	10	28.923	75.32	1:39.006
9	7	S	Simon BAKER		Mini Cooper	17:03.177	10	35.565	74.83	1:40.129
10	16	S	Nathan COULTER		Mini Cooper	17:04.305	10	36.693	74.75	1:38.924
11	8	S	Finlay CROCKER		Mini Cooper	17:04.354	10	36.742	74.75	1:39.143
12	77	S	Allen JACKSON		Mini Cooper	17:24.135	10	56.523	73.33	1:38.935
13	3	CL	Gareth NIXON		Mini Cooper	17:42.997	10	1:15.385	72.03	1:44.559
14	99	CL	Tim CRIGHTON		Mini Cooper	17:47.659	10	1:20.047	71.72	1:45.006
15	2	S	Charles BLOOM		Mini Cooper	17:49.349	10	1:21.737	71.60	1:43.180
16	21	CL	Jonathan SHEPHERD		Mini Cooper	17:59.843	10	1:32.231	70.91	1:45.817
17	23	CL	Jenny RYAN		Mini Cooper	18:01.720	10	1:34.108	70.78	1:45.390
18	40	CL	Edward LOVETT		Mini Cooper	18:02.738	10	1:35.126	70.72	1:46.309
19	36	CL	Eric BAILEY		Mini Cooper	18:05.154	10	1:37.542	70.56	1:46.150
20	32	CL	David PHILLIPS		Mini Cooper	18:05.767	10	1:38.155	70.52	1:46.011
21	24	CL	Rob AUSTIN		Mini Cooper	18:07.173	10	1:39.561	70.43	1:46.204
22	29	CL	Andrew COX		Mini Cooper	18:09.292	10	1:41.680	70.29	1:46.535
23	98	CL	Amanda ELLIOTT		Mini Cooper	18:11.710	10	1:44.098	70.14	1:46.777
24	31	CL	Keith ISSATT		Mini Cooper	16:31.046	9	1 LAP	69.53	1:45.980
25	33	CL	John BATES		Mini Cooper	16:48.506	9	1 LAP	68.33	1:47.613
26	42	CL	Dawn BOYD		Mini Cooper	17:20.901	9	1 LAP	66.20	1:51.793

FASTEST LAP

1	S	Arthur FORSTER	Mini Cooper	1:37.443	2	78.58mph	126.46kph
3	CL	Gareth NIXON	Mini Cooper	1:44.559	3	73.23mph	117.85kph

Car 47 excluded from Results - Champ reg 5.7.6 Eligibility

Weather / Track : Sunny / Dry

These results are provisional until the conclusion of any judicial and technical matters.

Croft

Circuit Length = 2.1270 miles.

Start: 17:18 End: 17:35

Clerk of Course:	Stewards:	Timekeeper:
------------------	-----------	-------------

Mini Challenge

RACE 2 - LAP CHART

Lap 1			Lap 2			Lap 3			Lap 4			Lap 5		
No	Behind	Laptime	No	Behind	Laptime	No	Behind	Laptime	No	Behind	Laptime	No	Behind	Laptime
1		1:42.849	1		1:37.443	1		1:37.894	1		1:38.203	1		1:38.058
4	2.240	1:45.089	4	3.169	1:38.372	4	3.731	1:38.456	4	3.797	1:38.269	4	3.927	1:38.188
44	2.616	1:45.465	44	3.653	1:38.480	44	4.087	1:38.328	44	4.155	1:38.271	44	4.354	1:38.257
30	3.150	1:45.999	30	4.181	1:38.474	30	4.662	1:38.375	30	4.734	1:38.275	30	4.976	1:38.300
8	3.752	1:46.601	8	5.452	1:39.143	22	6.908	1:38.483	22	7.215	1:38.510	22	6.978	1:37.821
16	4.074	1:46.923	16	5.555	1:38.924	8	10.859	1:43.301	8	12.404	1:39.748	8	13.932	1:39.586
22	4.528	1:47.377	22	6.319	1:39.234	17	11.466	1:40.696	5	13.499	1:39.702	5	14.447	1:39.006
7	5.554	1:48.403	17	8.664	1:40.213	5	12.000	1:40.627	77	14.005	1:39.858	77	14.882	1:38.935
17	5.894	1:48.743	5	9.267	1:39.723	77	12.350	1:40.294	17	15.952	1:42.689	51	19.030	1:40.267
5	6.987	1:49.836	51	9.669	1:39.695	51	12.747	1:40.972	7	16.754	1:41.380	17	19.616	1:41.722
51	7.417	1:50.266	77	9.950	1:39.547	7	13.577	1:40.673	51	16.821	1:42.277	7	20.928	1:42.232
77	7.846	1:50.695	7	10.798	1:42.687	2	23.161	1:45.329	2	28.138	1:43.180	16	31.916	1:39.730
2	9.629	1:52.478	2	15.726	1:43.540	3	26.442	1:44.559	16	30.244	1:39.232	2	36.095	1:46.015
3	12.435	1:55.284	3	19.777	1:44.785	99	27.722	1:45.080	3	32.880	1:44.641	3	39.671	1:44.849
99	12.973	1:55.822	99	20.536	1:45.006	16	29.215	2:01.554	99	34.751	1:45.232	99	42.369	1:45.676
40	13.803	1:56.652	40	22.669	1:46.309	40	31.388	1:46.613	40	39.580	1:46.395	40	49.148	1:47.626
21	14.793	1:57.642	21	23.167	1:45.817	21	32.060	1:46.787	23	39.879	1:45.980	23	49.300	1:47.479
36	15.521	1:58.370	23	23.900	1:45.390	23	32.102	1:46.096	21	40.501	1:46.644	21	49.385	1:46.942
23	15.953	1:58.802	36	24.228	1:46.150	36	33.302	1:46.968	36	41.371	1:46.272	36	49.967	1:46.654
32	17.085	1:59.934	32	25.653	1:46.011	32	34.698	1:46.939	32	42.845	1:46.350	32	52.191	1:47.404
31	17.542	2:00.391	31	26.079	1:45.980	31	36.372	1:48.187	31	44.952	1:46.783	31	53.668	1:46.774
24	17.971	2:00.820	24	26.732	1:46.204	47	36.838	1:46.768	47	46.075	1:47.440	47	54.983	1:46.966
47	18.637	2:01.486	47	27.964	1:46.770	24	37.739	1:48.901	29	47.274	1:47.465	24	56.002	1:46.382
29	18.951	2:01.800	29	28.462	1:46.954	29	38.012	1:47.444	24	47.678	1:48.142	29	56.536	1:47.320
98	19.636	2:02.485	98	29.004	1:46.811	98	38.805	1:47.695	98	49.443	1:48.841	98	59.016	1:47.631
33	20.033	2:02.882	33	30.203	1:47.613	33	40.057	1:47.748	33	51.068	1:49.214	33	1:00.869	1:47.859
42	23.431	2:06.280	42	38.867	1:52.879	42	54.156	1:53.183	42	1:15.074	1:59.121	42	1:32.948	1:55.932

Weather / Track : Sunny / Dry

Mini Challenge

RACE 2 - LAP CHART

(contd.)

Lap 6			Lap 7			Lap 8			Lap 9			Lap 10		
No	Behind	Laptime	No	Behind	Laptime	No	Behind	Laptime	No	Behind	Laptime	No	Behind	Laptime
1		1:38.533	1		1:38.247	1		1:38.196	1		1:38.278	1		1:39.911
4	4.225	1:38.831	4	4.732	1:38.754	44	5.573	1:38.712	30	7.403	1:39.434	31	1 LAP	2:01.558
44	4.665	1:38.844	44	5.057	1:38.639	4	5.871	1:39.335	22	8.132	1:38.845	22	6.640	1:38.419
30	5.129	1:38.686	30	5.728	1:38.846	30	6.247	1:38.715	44	9.151	1:41.856	30	8.588	1:41.096
22	6.773	1:38.328	22	7.077	1:38.551	22	7.565	1:38.684	4	12.680	1:45.087	44	8.587	1:39.347
8	15.421	1:40.022	42	1 LAP	1:54.501	8	22.790	1:43.381	8	24.950	1:40.438	4	12.016	1:39.247
5	15.753	1:39.839	8	17.605	1:40.431	5	23.136	1:43.072	5	25.489	1:40.631	33	1 LAP	2:07.868
51	20.232	1:39.735	5	18.260	1:40.754	51	23.967	1:40.382	51	26.026	1:40.337	51	27.096	1:40.981
17	21.147	1:40.064	51	21.781	1:39.796	17	24.662	1:40.291	17	26.775	1:40.391	17	28.245	1:41.381
77	25.257	1:48.908P	17	22.567	1:39.667	42	1 LAP	1:54.130	7	35.347	1:40.686	5	28.923	1:43.345
7	27.315	1:44.920	7	30.290	1:41.222	7	32.939	1:40.845	16	37.247	1:39.820	7	35.565	1:40.129
16	32.832	1:39.449	16	34.040	1:39.455	16	35.705	1:39.861	42	1 LAP	1:53.082	16	36.693	1:39.357
2	44.446	1:46.884	3	54.454	1:45.142	77	56.099	1:39.166	77	57.172	1:39.351	8	36.742	1:51.703
3	47.559	1:46.421	2	54.956	1:48.757	3	1:02.645	1:46.387	3	1:09.852	1:45.485	42	1 LAP	1:51.793
99	49.632	1:45.796	77	55.129	2:08.119	2	1:03.924	1:47.164	99	1:13.507	1:46.479	77	56.523	1:39.262
40	58.218	1:47.603	99	57.707	1:46.322	99	1:05.306	1:45.795	2	1:14.337	1:48.691	3	1:15.385	1:45.444
21	58.565	1:47.713	21	1:08.072	1:47.754	21	1:17.039	1:47.163	21	1:25.298	1:46.537	99	1:20.047	1:46.451
23	59.851	1:49.084	40	1:08.689	1:48.718	40	1:17.656	1:47.163	40	1:25.780	1:46.402	2	1:21.737	1:47.311
36	1:01.012	1:49.578	23	1:09.243	1:47.639	23	1:18.227	1:47.180	23	1:26.116	1:46.167	21	1:32.231	1:46.844
32	1:01.045	1:47.387	32	1:10.779	1:47.981	32	1:19.237	1:46.654	36	1:29.523	1:48.203	23	1:34.108	1:47.903
31	1:01.886	1:46.751	36	1:10.967	1:48.202	36	1:19.598	1:46.827	32	1:30.327	1:49.368	40	1:35.126	1:49.257
24	1:04.167	1:46.698	31	1:11.208	1:47.569	31	1:20.065	1:47.053	47	1:30.981	1:47.671	36	1:37.542	1:47.930
47	1:04.897	1:48.447	24	1:12.131	1:46.211	24	1:21.024	1:47.089	24	1:31.232	1:48.486	32	1:38.155	1:47.739
29	1:05.689	1:47.686	47	1:13.203	1:46.553	47	1:21.588	1:46.581	29	1:33.290	1:49.031	24	1:39.561	1:48.240
98	1:07.909	1:47.426	29	1:13.977	1:46.535	29	1:22.537	1:46.756	98	1:35.441	1:48.087	47	1:40.057	1:48.987
33	1:10.949	1:48.613	98	1:16.439	1:46.777	98	1:25.632	1:47.389				29	1:41.680	1:48.301
			33	1:20.753	1:48.051	33	1:31.215	1:48.658				98	1:44.098	1:48.568

Weather / Track : Sunny / Dry

Mini Challenge

GRID - RACE 9

ROW 14	1:51.749	42	BOYD	
ROW 13	1:48.511	33	BATES	1:48.723 98 ELLIOTT
ROW 12	1:47.118	47	KOUNNIS	1:47.242 29 COX
ROW 11	1:46.284	24	AUSTIN	1:46.865 32 PHILLIPS
ROW 10	1:46.114	40	LOVETT	1:46.117 31 ISSATT
ROW 9	1:45.616	21	SHEPHERD	1:46.034 36 BAILEY
ROW 8	1:45.051	99	CRIGHTON	1:45.369 23 RYAN
ROW 7	1:43.904	1	FORSTER	1:44.754 3 NIXON
ROW 6	1:39.290	51	BRISTOW	1:41.752 2 BLOOM
ROW 5	1:39.087	7	BAKER	1:39.104 5 BAILEY
ROW 4	1:38.618	8	CROCKER	1:38.749 17 FERGUSON
ROW 3	1:38.127	30	DEPPER	1:38.555 77 JACKSON
ROW 2	1:37.813	16	COULTER	1:37.871 22 SHEPHERD
ROW 1	1:37.541	44	NORDSTROM	1:37.799 4 BRADLEY
POLE				

Weather / Track : Sunny / Dry

These results are provisional until the conclusion of any judicial and technical matters.

Croft
Circuit Length = 2.1270 miles.
Start: 12:40 End: 12:55

Clerk of Course:

Stewards:

Timekeeper:

Mini Challenge

RACE CLASSIFICATION - RACE 9

POS	NO	CL	DRIVER	NAT	CAR	TIME	LAPS	GAP	MPH	BEST
1	4	S	Carl BRADLEY		Mini Cooper	31:27.215	19		77.09	1:37.979
2	30	S	Martin DEPPE		Mini Cooper	31:32.362	19	5.147	76.88	1:38.635
3	44	S	Fredrik NORDSTROM		Mini Cooper	31:34.098	19	6.883	76.81	1:38.164
4	16	S	Nathan COULTER		Mini Cooper	31:34.838	19	7.623	76.78	1:38.502
5	51	S	Gavin BRISTOW		Mini Cooper	31:59.478	19	32.263	75.79	1:39.395
6	8	S	Finlay CROCKER		Mini Cooper	32:16.738	19	49.523	75.12	1:39.830
7	17	S	Alex FERGUSSON		Mini Cooper	32:19.347	19	52.132	75.01	1:40.604
8	2	S	Charles BLOOM		Mini Cooper	32:42.441	19	1:15.226	74.13	1:42.301
9	3	CL	Gareth NIXON		Mini Cooper	31:49.118	18	1 LAP	72.19	1:44.907
10	99	CL	Tim CRIGHTON		Mini Cooper	31:57.399	18	1 LAP	71.88	1:44.995
11	23	CL	Jenny RYAN		Mini Cooper	32:13.372	18	1 LAP	71.29	1:45.926
12	31	CL	Keith ISSATT		Mini Cooper	32:17.978	18	1 LAP	71.12	1:45.734
13	40	CL	Edward LOVETT		Mini Cooper	32:19.470	18	1 LAP	71.06	1:46.617
14	36	CL	Eric BAILEY		Mini Cooper	32:24.351	18	1 LAP	70.88	1:45.942
15	24	CL	Rob AUSTIN		Mini Cooper	32:27.432	18	1 LAP	70.77	1:46.879
16	32	CL	David PHILLIPS		Mini Cooper	32:31.679	18	1 LAP	70.62	1:46.652
17	29	CL	Andrew COX		Mini Cooper	32:32.144	18	1 LAP	70.60	1:46.226
18	47	CL	Gary KOUNNIS		Mini Cooper	32:36.388	18	1 LAP	70.45	1:46.876
19	98	CL	Amanda ELLIOTT		Mini Cooper	32:37.150	18	1 LAP	70.42	1:46.973
20	33	CL	John BATES		Mini Cooper	32:52.730	18	1 LAP	69.86	1:47.395
21	42	CL	Dawn BOYD		Mini Cooper	31:56.928	17	2 LAPS	67.90	1:50.651

NOT CLASSIFIED

1	S	Arthur FORSTER	Mini Cooper	29:53.360	18	D.N.F.	76.85	1:38.071
22	S	David SHEPHERD	Mini Cooper	28:10.654	17	D.N.F.	76.99	1:37.721
77	S	Allen JACKSON	Mini Cooper	23:32.610	14	D.N.F.	75.88	1:39.036
21	CL	Jonathan SHEPHERD	Mini Cooper	10:46.148	6	D.N.F.	71.10	1:46.097
7	S	Simon BAKER	Mini Cooper	5:06.749	3	D.N.F.	74.88	1:39.524

FASTEST LAP

22	S	David SHEPHERD	Mini Cooper	1:37.721	3	78.35mph	126.10kph
3	CL	Gareth NIXON	Mini Cooper	1:44.907	3	72.99mph	117.46kph

Weather / Track : Sunny / Dry

These results are provisional until the conclusion of any judicial and technical matters.

Croft

Circuit Length = 2.1270 miles.

Start: 15:03 End: 15:35

Clerk of Course:	Stewards:	Timekeeper:
------------------	-----------	-------------

Mini Challenge

RACE 9 - LAP CHART

Lap 1			Lap 2			Lap 3			Lap 4			Lap 5		
No	Behind	Laptime	No	Behind	Laptime	No	Behind	Laptime	No	Behind	Laptime	No	Behind	Laptime
4		1:38.920	4		1:37.979	4		1:38.177	4		1:38.113	4		1:38.792
44	0.901	1:39.821	44	1.507	1:38.585	44	1.611	1:38.281	44	1.662	1:38.164	44	1.363	1:38.493
22	2.837	1:41.757	22	3.027	1:38.169	22	2.571	1:37.721	22	2.791	1:38.333	22	2.468	1:38.469
16	3.008	1:41.928	30	4.077	1:39.002	30	4.535	1:38.635	30	5.067	1:38.645	30	5.097	1:38.822
30	3.054	1:41.974	16	4.465	1:39.436	16	4.790	1:38.502	16	5.487	1:38.810	1	5.485	1:38.088
17	3.567	1:42.487	8	5.859	1:39.830	1	6.099	1:38.071	1	6.189	1:38.203	16	5.838	1:39.143
8	4.008	1:42.928	1	6.205	1:39.793	17	9.596	1:40.604	8	12.572	1:40.825	8	13.748	1:39.968
1	4.391	1:43.311	17	7.169	1:41.581	51	9.624	1:40.460	77	14.500	1:42.061	77	14.744	1:39.036
77	4.716	1:43.636	51	7.341	1:39.637	8	9.860	1:42.178	51	14.976	1:43.465	51	15.579	1:39.395
51	5.683	1:44.603	77	7.851	1:41.114	77	10.552	1:40.878	17	15.494	1:44.011	17	17.769	1:41.067
7	6.449	1:45.369	7	7.994	1:39.524	7	11.673	1:41.856	2	21.483	1:43.246	2	25.649	1:42.958
2	7.478	1:46.398	2	11.865	1:42.366	2	16.350	1:42.662	3	32.179	1:45.725	3	38.450	1:45.063
3	10.899	1:49.819	3	17.837	1:44.917	3	24.567	1:44.907	99	32.785	1:45.704	99	39.275	1:45.282
99	11.287	1:50.207	99	18.376	1:45.068	99	25.194	1:44.995	36	37.768	1:47.086	36	46.016	1:47.040
36	12.834	1:51.754	36	20.797	1:45.942	36	28.795	1:46.175	31	38.213	1:46.488	31	46.537	1:47.116
31	14.151	1:53.071	31	21.906	1:45.734	31	29.838	1:46.109	21	38.835	1:46.340	21	46.717	1:46.674
21	14.515	1:53.435	21	22.688	1:46.152	21	30.608	1:46.097	23	39.537	1:46.620	23	47.214	1:46.469
23	15.087	1:54.007	23	23.281	1:46.173	23	31.030	1:45.926	40	43.018	1:46.754	40	51.111	1:46.885
47	16.171	1:55.091	47	25.345	1:47.153	40	34.377	1:46.895	47	43.575	1:46.876	47	51.789	1:47.006
40	16.461	1:55.381	40	25.659	1:47.177	47	34.812	1:47.644	24	43.930	1:46.964	24	52.017	1:46.879
24	16.622	1:55.542	24	26.081	1:47.438	24	35.079	1:47.175	32	45.555	1:46.813	32	53.415	1:46.652
32	17.543	1:56.463	32	27.214	1:47.650	32	36.855	1:47.818	29	46.011	1:46.990	29	54.635	1:47.416
29	17.618	1:56.538	29	27.396	1:47.757	29	37.134	1:47.915	33	51.559	1:49.225	98	1:01.965	1:48.853
33	19.106	1:58.026	33	29.996	1:48.869	33	40.447	1:48.628	98	51.904	1:48.770	33	1:02.619	1:49.852
98	19.248	1:58.168	98	31.049	1:49.780	98	41.247	1:48.375	42	1:01.393	1:51.521	42	1:14.263	1:51.662
42	21.480	2:00.400	42	35.247	1:51.746	42	47.985	1:50.915						

Weather / Track : Sunny / Dry

These results are provisional until the conclusion of any judicial and technical matters.

Croft
Circuit Length = 2.1270 miles.
Start: 15:03 End: 15:35

Clerk of Course:	Stewards:	Timekeeper:
------------------	-----------	-------------

Mini Challenge

RACE 9 - LAP CHART

(contd.)

Lap 6			Lap 7			Lap 8			Lap 9			Lap 10		
No	Behind	Laptime	No	Behind	Laptime	No	Behind	Laptime	No	Behind	Laptime	No	Behind	Laptime
4		1:38.701	4		1:38.719	4		1:39.050	4		1:39.252	4		1:39.410
44	1.460	1:38.798	44	1.518	1:38.777	44	1.191	1:38.723	44	1.592	1:39.653	33	1 LAP	1:49.403
22	2.207	1:38.440	22	2.315	1:38.827	22	1.604	1:38.339	22	2.278	1:39.926	44	1.036	1:38.854
1	5.795	1:39.011	1	5.320	1:38.244	1	4.985	1:38.715	1	4.286	1:38.553	22	1.486	1:38.618
16	6.076	1:38.939	16	6.394	1:39.037	30	6.241	1:38.698	30	6.707	1:39.718	1	3.932	1:39.056
30	6.351	1:39.955	30	6.593	1:38.961	16	6.987	1:39.643	16	7.107	1:39.372	30	6.655	1:39.358
8	15.059	1:40.012	8	16.399	1:40.059	8	17.559	1:40.210	42	1 LAP	1:53.993	16	7.490	1:39.793
77	15.568	1:39.525	77	16.746	1:39.897	77	17.990	1:40.294	8	19.169	1:40.862	8	20.965	1:41.206
51	16.363	1:39.485	51	17.902	1:40.258	51	18.485	1:39.633	51	19.964	1:40.731	51	21.225	1:40.671
17	20.216	1:41.148	17	23.492	1:41.995	17	26.227	1:41.785	77	20.216	1:41.478	77	21.671	1:40.865
2	30.504	1:43.556	2	35.266	1:43.481	2	39.747	1:43.531	17	29.022	1:42.047	42	1 LAP	1:52.367
3	45.022	1:45.273	3	51.888	1:45.585	3	58.215	1:45.377	2	43.650	1:43.155	17	31.099	1:41.487
99	46.313	1:45.739	99	54.138	1:46.544	99	1:01.189	1:46.101	3	1:04.977	1:46.014	2	47.045	1:42.805
36	54.378	1:47.063	23	1:04.375	1:47.331	23	1:12.023	1:46.698	99	1:08.045	1:46.108	3	1:11.214	1:45.647
31	55.299	1:47.463	31	1:05.420	1:48.840	31	1:13.186	1:46.816	23	1:19.124	1:46.353	99	1:14.969	1:46.334
21	55.466	1:47.450	36	1:05.978	1:50.319	40	1:14.821	1:46.861	31	1:21.232	1:47.298	23	1:26.101	1:46.387
23	55.763	1:47.250	40	1:07.010	1:46.655	36	1:16.312	1:49.384	40	1:22.314	1:46.745	31	1:29.013	1:47.191
40	59.074	1:46.664	47	1:09.972	1:48.384	47	1:18.135	1:47.213	36	1:24.624	1:47.564	40	1:30.798	1:47.894
47	1:00.307	1:47.219	32	1:10.451	1:47.345	24	1:18.383	1:46.910	24	1:28.746	1:49.615	36	1:32.495	1:47.281
24	1:00.553	1:47.237	24	1:10.523	1:48.689	32	1:19.591	1:48.190	47	1:29.124	1:50.241	24	1:36.646	1:47.310
32	1:01.825	1:47.111	29	1:11.040	1:47.599	29	1:20.456	1:48.466	32	1:29.519	1:49.180	47	1:37.591	1:47.877
29	1:02.160	1:46.226	98	1:19.641	1:47.938	98	1:28.346	1:47.755	29	1:29.850	1:48.646	32	1:38.632	1:48.523
98	1:10.422	1:47.158	33	1:21.714	1:48.476	33	1:30.059	1:47.395	98	1:36.248	1:47.154	29	1:39.258	1:48.818
33	1:11.957	1:48.039	42	1:38.677	1:51.017									
42	1:26.379	1:50.817												

Weather / Track : Sunny / Dry

These results are provisional until the conclusion of any judicial and technical matters.

Croft
Circuit Length = 2.1270 miles.
Start: 15:03 End: 15:35

Clerk of Course:	Stewards:	Timekeeper:
------------------	-----------	-------------

Mini Challenge

RACE 9 - LAP CHART

(contd.)

Lap 11			Lap 12			Lap 13			Lap 14			Lap 15		
No	Behind	Laptime	No	Behind	Laptime	No	Behind	Laptime	No	Behind	Laptime	No	Behind	Laptime
4		1:39.720	4		1:40.149	4		1:39.433	4		1:39.631	4		1:39.871
44	0.721	1:39.405	44	1.256	1:40.684	23	1 LAP	1:47.785	44	3.002	1:39.491	99	1 LAP	1:47.053
22	1.158	1:39.392	22	2.368	1:41.359	44	3.142	1:41.319	22	3.226	1:39.220	22	3.226	1:39.871
1	3.188	1:38.976	1	3.400	1:40.361	22	3.637	1:40.702	1	4.137	1:40.064	1	3.729	1:39.463
98	1 LAP	1:47.903	24	1 LAP	1:47.973	1	3.704	1:39.737	30	7.032	1:40.122	44	4.144	1:41.013
30	6.621	1:39.686	30	6.160	1:39.688	31	1 LAP	1:49.014	16	8.528	1:40.569	30	6.717	1:39.556
16	7.250	1:39.480	47	1 LAP	1:48.836	40	1 LAP	1:47.685	23	1 LAP	1:48.249	16	7.937	1:39.280
33	1 LAP	1:49.565	32	1 LAP	1:48.074	30	6.541	1:39.814	31	1 LAP	1:48.936	23	1 LAP	1:46.482
77	23.237	1:41.286	29	1 LAP	1:47.803	16	7.590	1:39.708	40	1 LAP	1:48.380	31	1 LAP	1:48.389
51	23.671	1:42.166	16	7.315	1:40.214	36	1 LAP	1:48.013	36	1 LAP	1:47.013	40	1 LAP	1:48.991
8	23.954	1:42.709	98	1 LAP	1:47.657	24	1 LAP	1:47.883	24	1 LAP	1:47.409	36	1 LAP	1:48.461
17	33.267	1:41.888	33	1 LAP	1:49.762	32	1 LAP	1:48.487	32	1 LAP	1:48.874	24	1 LAP	1:47.992
42	1 LAP	1:50.651	77	22.846	1:39.758	29	1 LAP	1:49.015	29	1 LAP	1:48.212	51	29.331	1:41.554
2	50.972	1:43.647	51	23.567	1:40.045	47	1 LAP	1:51.074	77	26.564	1:42.323	8	30.374	1:41.871
3	1:17.443	1:45.949	8	24.114	1:40.309	98	1 LAP	1:48.888	47	1 LAP	1:48.246	32	1 LAP	1:48.156
99	1:21.571	1:46.322	17	35.066	1:41.948	77	23.872	1:40.459	51	27.648	1:42.206	29	1 LAP	1:48.316
23	1:33.113	1:46.732	42	1 LAP	1:52.064	51	25.073	1:40.939	8	28.374	1:42.379	47	1 LAP	1:49.657
31	1:35.979	1:46.686	2	54.063	1:43.240	8	25.626	1:40.945	98	1 LAP	1:49.085	98	1 LAP	1:48.320
40	1:37.956	1:46.878	3	1:23.205	1:45.911	33	1 LAP	1:49.435	33	1 LAP	1:48.747	17	41.940	1:42.079
36	1:40.137	1:47.362	99	1:27.692	1:46.270	17	37.696	1:42.063	17	39.732	1:41.667	33	1 LAP	1:48.623
						2	57.006	1:42.376	2	59.797	1:42.422	2	1:02.577	1:42.651
						42	1 LAP	1:52.154	42	1 LAP	1:52.729	42	1 LAP	1:53.129
						3	1:30.124	1:46.352	3	1:36.525	1:46.032			
						99	1:34.615	1:46.356						

Weather / Track : Sunny / Dry

These results are provisional until the conclusion of any judicial and technical matters.

Croft
Circuit Length = 2.1270 miles.
Start: 15:03 End: 15:35

Clerk of Course:	Stewards:	Timekeeper:
------------------	-----------	-------------

Mini Challenge

RACE 9 - LAP CHART

(contd.)

Lap 16			Lap 17			Lap 18			Lap 19			Lap 20		
No	Behind	Laptime	No	Behind	Laptime	No	Behind	Laptime	No	Behind	Laptime	No	Behind	Laptime
4		1:40.135	4		1:40.056	4		1:40.331	4		1:40.776			
22	3.060	1:39.969	42	2 LAPS	1:53.743	30	6.120	1:40.386	30	5.147	1:39.803			
3	1 LAP	1:46.660	22	4.546	1:41.542	44	6.465	1:40.864	44	6.883	1:41.194			
1	3.930	1:40.336	1	5.890	1:42.016	1	6.921	1:41.362	16	7.623	1:39.913			
44	4.374	1:40.365	44	5.932	1:41.614	16	8.486	1:40.606	3	1 LAP	1:46.169			
30	5.841	1:39.259	30	6.065	1:40.280	3	1 LAP	1:46.401	42	2 LAPS	1:52.536			
16	8.056	1:40.254	16	8.211	1:40.211	42	2 LAPS	1:55.484	99	1 LAP	1:46.966			
99	1 LAP	1:49.443	3	1 LAP	1:47.317	99	1 LAP	1:46.696	51	32.263	1:41.511			
23	1 LAP	1:46.896	99	1 LAP	1:46.211	51	31.528	1:41.539	23	1 LAP	1:48.543			
51	29.543	1:40.347	51	30.320	1:40.833	23	1 LAP	1:47.124	8	49.523	1:48.023			
31	1 LAP	1:46.740	23	1 LAP	1:48.347	8	42.276	1:47.137	31	1 LAP	1:47.359			
40	1 LAP	1:47.314	8	35.470	1:44.213	31	1 LAP	1:47.720	17	52.132	1:44.278			
8	31.313	1:41.074	31	1 LAP	1:47.008	40	1 LAP	1:46.617	40	1 LAP	1:48.154			
36	1 LAP	1:48.485	40	1 LAP	1:47.540	36	1 LAP	1:47.507	36	1 LAP	1:50.191			
24	1 LAP	1:47.959	36	1 LAP	1:47.711	17	48.630	1:42.261	24	1 LAP	1:48.808			
32	1 LAP	1:48.228	24	1 LAP	1:47.570	24	1 LAP	1:48.079	32	1 LAP	1:48.531			
29	1 LAP	1:48.240	17	46.700	1:42.268	32	1 LAP	1:47.987	29	1 LAP	1:48.329			
17	44.488	1:42.683	32	1 LAP	1:47.597	29	1 LAP	1:47.981	47	1 LAP	1:49.118			
47	1 LAP	1:48.522	29	1 LAP	1:47.877	47	1 LAP	1:48.206	98	1 LAP	1:49.159			
98	1 LAP	1:47.782	47	1 LAP	1:48.025	98	1 LAP	1:46.973	2	1:15.226	1:44.493			
33	1 LAP	1:48.713	98	1 LAP	1:47.432	2	1:11.509	1:44.776	33	1 LAP	1:51.387			
2	1:04.819	1:42.377	33	1 LAP	1:49.521	33	1 LAP	1:49.064						
			2	1:07.064	1:42.301									

Weather / Track : Sunny / Dry

These results are provisional until the conclusion of any judicial and technical matters.

Croft
Circuit Length = 2.1270 miles.
Start: 15:03 End: 15:35

Clerk of Course:	Stewards:	Timekeeper:
------------------	-----------	-------------

Dunlop Radical Enduro Championship

TEST SESSION

POS	NO	CL	DRIVER	NAT	CAR	TIME	LAPS	GAP	MPH
1	99	R3	DUNN/GATES		Radical SR3	1:19.941	24		95.78
2	20	R3	FISH/DUDFIELD		Radical SR3	1:19.950	20	0.009	95.77
3	31	R3	REDWOOD/MORTIMER		Radical SR3	1:20.252	22	0.311	95.41
4	7	R3	STANLEY/SIMPSON		Radical SR3	1:20.475	22	0.534	95.15
5	46	R3	EDWARDS/COOK		Radical SR3	1:21.107	13	1.166	94.40
6	59	R3	Paul THOMAS		Radical SR3	1:21.118	23	1.177	94.39
7	21	R3	MILNER/O'BRIAN		Radical SR3	1:21.359	9	1.418	94.11
8	45	R3	Colin NOBLE		Radical SR3	1:21.935	12	1.994	93.45
9	16	R3	Henry FLETCHER		Radical SR3	1:22.104	14	2.163	93.26
10	5	R3	SWIFT/GIBB		Radical SR3	1:22.342	6	2.401	92.99
11	76	R8	GREAVES/MOULTON		Radical SR8	1:22.826	22	2.885	92.44
12	37	R3	VINCENT/MCMURDO		Radical SR3	1:24.562	8	4.621	90.55
13	68	R3	David THORBURN		Radical SR3	1:26.766	22	6.825	88.25

Car 30 & 88 also Practiced

Weather / Track : Sunny / Dry

These results are provisional until the conclusion of any judicial and technical matters.

Croft

Circuit Length = 2.1270 miles.

Start: 10:35 End: 11:15

Clerk of Course:	Stewards:	Timekeeper:
------------------	-----------	-------------

Dunlop Radical Enduro Championship

LAP ANALYSIS - TEST SESSION

5	SWIFT/GIBB	Radical SR3			
1 - X:00.000	6 - 1:37.897P				
2 - 2:50.550					
3 - 1:22.342					
4 - 1:35.775					
5 - 1:35.219					
7	STANLEY/SIMPSON	Radical SR3			
1 - X:00.000	6 - 1:34.503	11 - 1:31.067P	16 - 1:21.091	21 - 1:21.107	
2 - 1:25.922	7 - 1:49.834P	12 - 2:25.707	17 - 1:22.009	22 - 1:30.345P	
3 - 1:25.559	8 - 2:45.499	13 - 1:20.828	18 - 1:20.475		
4 - 1:22.240	9 - 1:22.219	14 - 1:21.114	19 - 1:20.834		
5 - 1:21.929	10 - 1:21.183	15 - 1:21.211	20 - 1:20.769		
16	Henry FLETCHER	Radical SR3			
1 - X:00.000	6 - 1:22.453	11 - 1:24.001			
2 - 1:31.728	7 - 1:22.104	12 - 1:22.364			
3 - 1:26.042	8 - 1:23.189	13 - 1:22.115			
4 - 1:25.160	9 - 1:22.858	14 - 1:31.266P			
5 - 1:22.963	10 - 1:30.906				
20	FISH/DUDFIELD	Radical SR3			
1 - X:00.000	6 - 3:44.255P	11 - 1:30.412	16 - 1:22.143		
2 - 1:29.084	7 - 1:37.776	12 - 1:22.145	17 - 1:21.072		
3 - 1:28.282	8 - 1:23.144	13 - 1:21.734	18 - 1:30.857		
4 - 1:25.164	9 - 1:22.431	14 - 3:18.961P	19 - 1:20.561		
5 - 1:24.880	10 - 1:22.026	15 - 1:37.655	20 - 1:19.950		
21	MILNER/O'BRIAN	Radical SR3			
1 - X:00.000	6 - 1:22.163				
2 - 1:26.558	7 - 1:21.359				
3 - 1:24.395	8 - 1:22.010				
4 - 1:24.001	9 - 1:39.243P				
5 - 1:24.480					
30	RICHARDSON/DEVLIN	Radical SR3			
1 - X:00.000P					
2 - 1:41.013					
3 - 1:27.198					
31	REDWOOD/MORTIMER	Radical SR3			
1 - X:00.000	6 - 7:37.889	11 - 1:20.697	16 - 1:20.480	21 - 1:25.413	
2 - 1:28.106	7 - 1:22.727	12 - 1:20.694	17 - 1:20.438	22 - 1:20.418	
3 - 1:23.347	8 - 1:22.177	13 - 1:21.260	18 - 1:40.606P		
4 - 1:22.405	9 - 1:20.805	14 - 1:20.982	19 - 4:05.924		
5 - 1:40.968P	10 - 1:20.663	15 - 1:20.307	20 - 1:20.252		

Car 30 & 88 also Practiced
Weather / Track : Sunny / Dry

Dunlop Radical Enduro Championship

LAP ANALYSIS - TEST SESSION

(contd.)

37	VINCENT/MCMURDO	Radical SR3		
1 - X:00.000	6 - 1:25.195			
2 - 1:28.371	7 - 1:25.617			
3 - 1:24.562	8 - 1:40.814			
4 - 1:25.694				
5 - 1:24.589				
45	Colin NOBLE	Radical SR3		
1 - X:00.000	6 - 1:43.122P	11 - 1:22.030		
2 - 2:47.753	7 - 4:17.424	12 - 1:21.935		
3 - 1:22.406	8 - 1:41.549P			
4 - 1:22.328	9 - 2:12.555			
5 - 1:22.590	10 - 1:22.149			
46	EDWARDS/COOK	Radical SR3		
1 - X:00.000	6 - 1:21.489	11 - 1:21.107		
2 - 1:27.103	7 - 1:37.766P	12 - 1:21.457		
3 - 1:26.005	8 - 3:54.018	13 - 1:30.388P		
4 - 1:22.410	9 - 1:24.547			
5 - 1:21.751	10 - 1:21.734			
59	Paul THOMAS	Radical SR3		
1 - X:00.000P	6 - 1:23.146	11 - 1:34.885	16 - 1:21.118	21 - 1:22.309
2 - 3:50.325	7 - 1:28.721	12 - 1:36.570	17 - 1:21.454	22 - 1:22.064
3 - 1:27.750	8 - 1:27.648	13 - 1:32.534	18 - 1:21.743	23 - 1:22.110
4 - 1:23.291	9 - 1:22.423	14 - 1:21.496	19 - 1:38.170P	
5 - 1:24.844	10 - 1:21.618	15 - 1:22.356	20 - 3:54.663	
68	David THORBURN	Radical SR3		
1 - X:00.000	6 - 3:18.444	11 - 1:28.243	16 - 1:27.142	21 - 1:27.727
2 - 1:33.709	7 - 1:29.826	12 - 1:27.779	17 - 2:03.316P	22 - 1:28.341
3 - 1:32.681	8 - 1:28.878	13 - 1:27.427	18 - 3:39.509	
4 - 1:31.847	9 - 1:29.296	14 - 1:28.211	19 - 1:27.551	
5 - 1:51.780P	10 - 1:28.447	15 - 1:29.030	20 - 1:26.766	
76	GREAVES/MOULTON	Radical SR8		
1 - X:00.000	6 - 1:25.639	11 - 1:25.857	16 - 1:35.090P	21 - 1:22.826
2 - 1:29.589	7 - 1:36.957P	12 - 1:24.889	17 - 4:18.138	22 - 1:31.164P
3 - 1:34.724	8 - 3:26.849	13 - 1:24.605	18 - 1:23.188	
4 - 1:27.673	9 - 1:31.378	14 - 1:24.165	19 - 1:22.879	
5 - 1:26.501	10 - 1:27.797	15 - 1:25.399	20 - 1:23.026	
88	Eric ZWART	Radical SR3		
1 - X:00.000				
2 - 4:35.454				
3 - 1:29.732				
4 - 1:33.875P				
5 - X:00.000				

Car 30 & 88 also Practiced
Weather / Track : Sunny / Dry

Dunlop Radical Enduro Championship LAP ANALYSIS - TEST SESSION

(contd.)

99	DUNN/GATES	Radical SR3			
1 - X:00.000	6 - 1:24.413	11 - 1:26.304	16 - 1:20.929	21 - 1:25.449	
2 - 1:29.189	7 - 1:24.747	12 - 2:51.867P	17 - 1:20.478	22 - 1:20.362	
3 - 1:27.910	8 - 1:24.085	13 - 1:40.448	18 - 1:21.469	23 - 1:19.941	
4 - 2:35.130P	9 - 1:25.958	14 - 1:21.197	19 - 1:20.667	24 - 1:19.971	
5 - 1:46.346	10 - 1:25.534	15 - 1:20.583	20 - 1:20.782		

Car 30 & 88 also Practiced
Weather / Track : Sunny / Dry

Dunlop Radical Enduro Championship

QUALIFYING - RACE 4

POS	NO	CL	DRIVER	NAT	CAR	TIME	LAPS	GAP	MPH
1	31	R3	Nigel REDWOOD		Radical SR3	1:18.876	9		97.07
2	99	R3	DUNN/GATES		Radical SR3	1:19.140	18	0.264	96.75
3	30	R3	RICHARDSON/DEVLIN		Radical SR3	1:19.425	17	0.549	96.40
4	7	R3	STANLEY/SIMPSON		Radical SR3	1:19.581	19	0.705	96.21
5	21	R3	MILNER/O'BRIAN		Radical SR3	1:19.701	19	0.825	96.07
6	46	R3	EDWARDS/COOK		Radical SR3	1:20.153	18	1.277	95.53
7	5	R3	SWIFT/GIBB		Radical SR3	1:20.356	4	1.480	95.29
8	16	R3	Henry FLETCHER		Radical SR3	1:20.560	21	1.684	95.05
9	37	R3	VINCENT/MCMURDO		Radical SR3	1:20.645	18	1.769	94.94
10	59	R3	Paul THOMAS		Radical SR3	1:20.922	17	2.046	94.62
11	88	R3	Eric ZWART		Radical SR3	1:20.927	11	2.051	94.61
12	20	R3	FISH/DUDFIELD		Radical SR3	1:21.191	5	2.315	94.31
13	45	R3	Colin NOBLE		Radical SR3	1:22.036	20	3.160	93.34
14	76	R8	GREAVES/MOULTON		Radical SR8	1:22.165	18	3.289	93.19
15	68	R3	David THORBURN		Radical SR3	1:25.242	20	6.366	89.82

Weather / Track : Sunny / Dry

These results are provisional until the conclusion of any judicial and technical matters.

Croft
Circuit Length = 2.1270 miles.
Start: 14:00 End: 14:30

Clerk of Course:	Stewards:	Timekeeper:
------------------	-----------	-------------

Dunlop Radical Enduro Championship

LAP ANALYSIS - QUALIFYING - RACE 4

5	SWIFT/GIBB	Radical SR3			
1 - X:00.000 2 - 1:25.512 3 - 1:20.438 4 - 1:20.356					
7	STANLEY/SIMPSON	Radical SR3			
1 - X:00.000 6 - 1:19.581 11 - 1:19.781 16 - 1:22.636 2 - 1:27.487 7 - 1:19.656 12 - 1:19.697 17 - 1:21.951 3 - 1:27.333 8 - 1:19.829 13 - 1:19.868 18 - 1:22.265 4 - 1:20.128 9 - 1:27.442P 14 - 1:25.538P 19 - 1:21.876 5 - 1:24.603 10 - 3:54.792 15 - 2:36.751					
16	Henry FLETCHER	Radical SR3			
1 - X:00.000 6 - 1:21.225 11 - 1:21.543 16 - 1:24.112 21 - 1:33.603P 2 - 1:27.011 7 - 1:20.885 12 - 1:21.750 17 - 1:30.631P 3 - 1:23.054 8 - 1:23.529 13 - 1:29.156 18 - 2:42.861 4 - 1:20.904 9 - 1:21.836 14 - 1:21.098 19 - 1:20.560 5 - 1:20.847 10 - 1:25.026 15 - 1:21.108 20 - 1:20.977					
20	FISH/DUDFIELD	Radical SR3			
1 - X:00.000 2 - 1:27.527 3 - 1:22.233 4 - 1:21.191 5 - 1:23.104					
21	MILNER/O'BRIAN	Radical SR3			
1 - X:00.000 6 - 1:21.193 11 - 1:27.256 16 - 1:19.701 2 - 1:32.107 7 - 1:20.698 12 - 1:27.432P 17 - 1:35.532 3 - 1:25.948 8 - 1:20.653 13 - 3:04.765 18 - 1:23.760 4 - 1:22.399 9 - 1:20.281 14 - 1:20.528 19 - 1:42.265P 5 - 1:20.877 10 - 1:21.193 15 - 1:19.737					
30	RICHARDSON/DEVLIN	Radical SR3			
1 - X:00.000 6 - 2:53.841P 11 - 1:20.118 16 - 1:21.393 2 - 1:25.148 7 - 1:38.094 12 - 1:19.571 17 - 1:25.623 3 - 1:23.339 8 - 1:19.593 13 - 3:23.643P 4 - 1:22.572 9 - 1:20.499 14 - 1:38.895 5 - 1:21.415 10 - 1:23.242 15 - 1:19.425					
31	Nigel REDWOOD	Radical SR3			
1 - X:00.000 6 - 1:28.429 2 - 1:19.641 7 - 1:19.233 3 - 1:18.876 8 - 1:19.216 4 - 1:30.409 9 - 1:44.534P 5 - 1:24.301					

Dunlop Radical Enduro Championship

LAP ANALYSIS - QUALIFYING - RACE 4

(contd.)

37	VINCENT/MCMURDO	Radical SR3		
1 - X:00.000	6 - 1:21.621	11 - 1:37.284	16 - 1:21.449	
2 - 1:36.325	7 - 1:20.645	12 - 1:21.410	17 - 1:22.204	
3 - 1:23.438	8 - 1:51.615P	13 - 1:21.925	18 - 1:39.939	
4 - 1:21.804	9 - 5:49.988	14 - 1:22.087		
5 - 1:21.284	10 - 1:23.178	15 - 1:33.549		
45	Colin NOBLE	Radical SR3		
1 - X:00.000	6 - 1:23.896	11 - 1:24.867	16 - 1:22.795	
2 - 1:27.676	7 - 1:23.257	12 - 1:24.077	17 - 1:23.172	
3 - 1:23.513	8 - 1:22.593	13 - 1:31.611P	18 - 1:22.036	
4 - 1:22.421	9 - 1:23.742	14 - 4:10.229	19 - 1:22.043	
5 - 1:22.914	10 - 1:23.556	15 - 1:22.695	20 - 2:05.574P	
46	EDWARDS/COOK	Radical SR3		
1 - X:00.000	6 - 2:50.949	11 - 1:20.457	16 - 1:20.312	
2 - 1:27.162	7 - 1:21.656	12 - 1:20.453	17 - 1:21.951	
3 - 1:24.336	8 - 1:21.419	13 - 1:36.329P	18 - 1:34.492P	
4 - 1:20.781	9 - 1:21.014	14 - 3:01.178		
5 - 1:34.603P	10 - 1:21.482	15 - 1:20.153		
59	Paul THOMAS	Radical SR3		
1 - X:00.000	6 - 1:23.153	11 - 1:20.922	16 - 1:22.717	
2 - 1:27.484	7 - 1:23.721	12 - 1:21.142	17 - 1:21.549	
3 - 1:23.836	8 - 1:28.175	13 - 1:21.455		
4 - 6:29.030P	9 - 1:21.857	14 - 1:39.669		
5 - 1:46.994	10 - 1:21.195	15 - 1:22.853		
68	David THORBURN	Radical SR3		
1 - X:00.000	6 - 1:27.530	11 - 1:26.086	16 - 1:25.312	
2 - 1:36.604	7 - 1:26.569	12 - 1:26.335	17 - 1:25.242	
3 - 1:28.966	8 - 1:26.413	13 - 1:26.844	18 - 1:26.453	
4 - 1:28.142	9 - 1:26.044	14 - 1:25.997	19 - 1:25.450	
5 - 1:28.321	10 - 1:26.949	15 - 1:25.768	20 - 1:25.986	
76	GREAVES/MOULTON	Radical SR8		
1 - X:00.000	6 - 1:23.094	11 - 1:35.622P	16 - 1:22.792	
2 - 1:28.704	7 - 1:23.292	12 - 2:48.915	17 - 1:22.165	
3 - 1:23.794	8 - 1:22.179	13 - 4:51.510	18 - 1:22.477	
4 - 1:24.323	9 - 1:22.248	14 - 1:23.816		
5 - 1:22.499	10 - 1:30.279	15 - 1:23.777		
88	Eric ZWART	Radical SR3		
1 - X:00.000	6 - 1:40.703P	11 - 1:39.943P		
2 - 1:31.155	7 - 3:04.974			
3 - 1:23.473	8 - 1:21.492			
4 - 1:21.686	9 - 1:20.927			
5 - 1:22.583	10 - 1:21.163			

Weather / Track : Sunny / Dry

msttiming.com

Page 2 of 3

Croft
Circuit Length = 2.1270 miles.
Start: 14:00 End: 14:30

Printed - 14:33 Saturday, 09 September 2006

Dunlop Radical Enduro Championship LAP ANALYSIS - QUALIFYING - RACE 4

(contd.)

99	DUNN/GATES	Radical SR3					
1 -	X:00.000	6 -	1:24.382	11 -	1:19.662	16 -	1:23.848
2 -	1:27.246	7 -	3:29.275P	12 -	1:29.360	17 -	1:20.817
3 -	1:25.815	8 -	2:01.474	13 -	1:23.227	18 -	1:19.140
4 -	1:32.241	9 -	1:20.946	14 -	1:19.312		
5 -	1:23.525	10 -	1:19.868	15 -	1:27.777		

Weather / Track : Sunny / Dry

msttiming.com


Page 3 of 3

Croft
Circuit Length = 2.1270 miles.
Start: 14:00 End: 14:30

Printed - 14:33 Saturday, 09 September 2006

Dunlop Radical Enduro Championship

GRID - RACE 4

ROW 8	1:25.242 68 THORBURN	
ROW 7	1:22.036 45 NOBLE	1:22.165 76 GREAVES/MOULTON
ROW 6	1:20.927 88 ZWART	1:21.191 20 FISH/DUDFIELD
ROW 5	1:20.645 37 VINCENT/MCMURDO	1:20.922 59 THOMAS
ROW 4	1:20.356 5 SWIFT/GIBB	1:20.560 16 FLETCHER
ROW 3	1:19.701 21 MILNER/O'BRIAN	1:20.153 46 EDWARDS/COOK
ROW 2	1:19.425 30 RICHARDSON/DEVLIN	1:19.581 7 STANLEY/SIMPSON
ROW 1	1:18.876 31 REDWOOD	1:19.140 99 DUNN/GATES
POLE		
		

Weather / Track : Sunny / Dry

These results are provisional until the conclusion of any judicial and technical matters.

Croft
Circuit Length = 2.1270 miles.
Start: 14:00 End: 14:30

Clerk of Course:

Stewards:

Timekeeper:

Dunlop Radical Enduro Championship

RACE CLASSIFICATION - RACE 4

POS	NO	CL	DRIVER	NAT	CAR	TIME	LAPS	GAP	MPH	BEST
1	31	R3	Nigel REDWOOD		Radical SR3	40:22.959	29		91.64	1:19.733
2	30	R3	RICHARDSON/DEVLIN		Radical SR3	40:38.158	29	15.199	91.07	1:19.459
3	20	R3	FISH/DUDFIELD		Radical SR3	40:47.203	29	24.244	90.74	1:20.562
4	46	R3	EDWARDS/COOK		Radical SR3	40:50.973	29	28.014	90.60	1:20.233
5	59	R3	Paul THOMAS		Radical SR3	40:51.134	29	28.175	90.59	1:20.427
6	7	R3	STANLEY/SIMPSON		Radical SR3	40:51.212	29	28.253	90.59	1:19.688
7	99	R3	DUNN/GATES		Radical SR3	41:08.261	29	45.302	89.96	1:18.762
8	88	R3	Eric ZWART		Radical SR3	41:17.437	29	54.478	89.63	1:21.291
9	45	R3	Colin NOBLE		Radical SR3	41:34.541	29	1:11.582	89.01	1:22.489
10	68	R3	David THORBURN		Radical SR3	41:43.646	28	1 LAP	85.63	1:24.147

NOT CLASSIFIED

76	R8	GREAVES/ABBOTT		Radical SR8	36:42.269	25	D.N.F.	86.92	1:22.841
37	R3	Duncan VINCENT		Radical SR3	30:13.920	21	D.N.F.	88.64	1:20.975
16	R3	Henry FLETCHER		Radical SR3	19:09.382	14	D.N.F.	93.26	1:20.790
21	R3	MILNER/O'BRIEN		Radical SR3	23:55.476	14	D.N.F.	74.68	1:19.478
5	R3	SWIFT/GIBB		Radical SR3	4:12.781	3	D.N.F.	90.87	1:21.650

FASTEST LAP

99	R3	DUNN/GATES		Radical SR3	1:18.762	19	97.21mph	156.45kph
76	R8	GREAVES/ABBOTT		Radical SR8	1:22.841	11	92.43mph	148.75kph

Car 7 - 10 seconds added to race time

Weather / Track : Sunny / Dry

These results are provisional until the conclusion of any judicial and technical matters.

Croft

Circuit Length = 2.1270 miles.

Start: 12:06 End: 12:47

Clerk of Course:	Stewards:	Timekeeper:
------------------	-----------	-------------

Dunlop Radical Enduro Championship

RACE CLASSIFICATION - RACE 4 Amended

POS	NO	CL	DRIVER	NAT	CAR	TIME	LAPS	GAP	MPH	BEST
1	31	R3	Nigel REDWOOD		Radical SR3	40:22.959	29		91.64	1:19.733
2	30	R3	RICHARDSON/DEVLIN		Radical SR3	40:38.158	29	15.199	91.07	1:19.459
3	7	R3	STANLEY/SIMPSON		Radical SR3	40:41.212	29	18.253	90.96	1:19.688
4	20	R3	FISH/DUDFIELD		Radical SR3	40:47.203	29	24.244	90.74	1:20.562
5	46	R3	EDWARDS/COOK		Radical SR3	40:50.973	29	28.014	90.60	1:20.233
6	59	R3	Paul THOMAS		Radical SR3	40:51.134	29	28.175	90.59	1:20.427
7	99	R3	DUNN/GATES		Radical SR3	41:08.261	29	45.302	89.96	1:18.762
8	88	R3	Eric ZWART		Radical SR3	41:17.437	29	54.478	89.63	1:21.291
9	45	R3	Colin NOBLE		Radical SR3	41:34.541	29	1:11.582	89.01	1:22.489
10	68	R3	David THORBURN		Radical SR3	41:43.646	28	1 LAP	85.63	1:24.147

NOT CLASSIFIED

76	R8	GREAVES/ABBOTT		Radical SR8	36:42.269	25	D.N.F.	86.92	1:22.841
37	R3	Duncan VINCENT		Radical SR3	30:13.920	21	D.N.F.	88.64	1:20.975
16	R3	Henry FLETCHER		Radical SR3	19:09.382	14	D.N.F.	93.26	1:20.790
21	R3	MILNER/O'BRIEN		Radical SR3	23:55.476	14	D.N.F.	74.68	1:19.478
5	R3	SWIFT/GIBB		Radical SR3	4:12.781	3	D.N.F.	90.87	1:21.650

FASTEST LAP

99	R3	DUNN/GATES		Radical SR3	1:18.762	19	97.21mph	156.45kph
76	R8	GREAVES/ABBOTT		Radical SR8	1:22.841	11	92.43mph	148.75kph

Out of start position decision recinded

Weather / Track : Sunny / Dry

These results are provisional until the conclusion of any judicial and technical matters.

Croft

Circuit Length = 2.1270 miles.

Start: 12:06 End: 12:47

Clerk of Course:	Stewards:	Timekeeper:
------------------	-----------	-------------

Dunlop Radical Enduro Championship

RACE 4 - LAP CHART

Lap 1			Lap 2			Lap 3			Lap 4			Lap 5		
No	Behind	Laptime	No	Behind	Laptime	No	Behind	Laptime	No	Behind	Laptime	No	Behind	Laptime
7		1:26.501	7		1:20.487	7		1:20.271	7		1:19.987	7		1:19.905
31	0.568	1:27.069	31	0.772	1:20.691	31	0.761	1:20.260	31	0.507	1:19.733	31	0.480	1:19.878
46	1.538	1:28.039	46	2.091	1:21.040	46	2.327	1:20.507	46	2.713	1:20.373	46	3.200	1:20.392
30	2.106	1:28.607	30	2.464	1:20.845	30	2.773	1:20.580	30	2.932	1:20.146	30	3.736	1:20.709
5	2.503	1:29.004	5	4.143	1:22.127	5	5.522	1:21.650	21	6.538	1:20.888	21	6.809	1:20.176
21	2.658	1:29.159	21	4.387	1:22.216	21	5.637	1:21.521	37	8.361	1:21.296	37	9.431	1:20.975
37	4.213	1:30.714	37	5.792	1:22.066	37	7.052	1:21.531	16	9.271	1:21.313	16	10.885	1:21.519
16	5.139	1:31.640	16	6.793	1:22.141	16	7.945	1:21.423	20	13.630	1:22.178	20	15.212	1:21.487
20	6.646	1:33.147	20	9.746	1:23.587	20	11.439	1:21.964	59	16.970	1:21.715	59	18.574	1:21.509
99	9.303	1:35.804	59	13.651	1:24.594	59	15.242	1:21.862	88	19.101	1:22.348	88	20.911	1:21.715
59	9.544	1:36.045	88	14.570	1:25.306	88	16.740	1:22.441	99	22.257	1:23.526	99	25.330	1:22.978
88	9.751	1:36.252	99	15.155	1:26.339	99	18.718	1:23.834	45	22.825	1:23.454	45	25.781	1:22.861
45	10.356	1:36.857	45	15.675	1:25.806	45	19.358	1:23.954	68	30.291	1:26.259	68	36.044	1:25.658
68	11.921	1:38.422	68	18.707	1:27.273	68	24.019	1:25.583	76	30.525	1:26.317	76	36.119	1:25.499
76	12.220	1:38.721	76	18.892	1:27.159	76	24.195	1:25.574						

Car 7 - 10 seconds added to race time
Weather / Track : Sunny / Dry

Dunlop Radical Enduro Championship

RACE 4 - LAP CHART

(contd.)

Lap 6			Lap 7			Lap 8			Lap 9			Lap 10		
No	Behind	Laptime	No	Behind	Laptime	No	Behind	Laptime	No	Behind	Laptime	No	Behind	Laptime
7		1:19.725	7		1:19.747	7		1:19.852	7		1:20.177	7		1:20.044
31	0.670	1:19.915	31	0.933	1:20.010	31	0.990	1:19.909	31	0.578	1:19.765	31	0.497	1:19.963
30	4.311	1:20.300	30	4.502	1:19.938	30	4.426	1:19.776	30	4.548	1:20.299	30	4.376	1:19.872
46	4.926	1:21.451	46	6.373	1:21.194	46	7.555	1:21.034	46	8.206	1:20.828	46	8.505	1:20.343
21	6.562	1:19.478	21	7.141	1:20.326	21	7.959	1:20.670	21	8.558	1:20.776	21	8.926	1:20.412
37	11.057	1:21.351	37	13.081	1:21.771	37	14.683	1:21.454	37	15.976	1:21.470	37	17.482	1:21.550
16	11.950	1:20.790	16	13.706	1:21.503	16	15.362	1:21.508	16	16.417	1:21.232	16	18.100	1:21.727
20	17.066	1:21.579	20	19.723	1:22.404	59	22.414	1:21.006	59	23.529	1:21.292	59	24.520	1:21.035
59	19.965	1:21.116	59	21.260	1:21.042	20	22.995	1:23.124	20	24.724	1:21.906	20	26.134	1:21.454
88	22.955	1:21.769	88	25.453	1:22.245	88	27.573	1:21.972	88	30.755	1:23.359	88	32.936	1:22.225
99	28.478	1:22.873	99	31.350	1:22.619	99	35.386	1:23.888	99	38.872	1:23.663	99	41.838	1:23.010
45	29.411	1:23.355	45	32.531	1:22.867	45	35.641	1:22.962	45	39.376	1:23.912	45	42.157	1:22.825
68	41.483	1:25.164	68	46.794	1:25.058	68	51.236	1:24.294	68	56.021	1:24.962	76	1:01.097	1:24.939
76	41.697	1:25.303	76	47.069	1:25.119	76	51.383	1:24.166	76	56.202	1:24.996	76	1:01.543	1:25.566

Car 7 - 10 seconds added to race time
Weather / Track : Sunny / Dry

Dunlop Radical Enduro Championship

RACE 4 - LAP CHART

(contd.)

Lap 11			Lap 12			Lap 13			Lap 14			Lap 15		
No	Behind	Laptime	No	Behind	Laptime	No	Behind	Laptime	No	Behind	Laptime	No	Behind	Laptime
7		1:19.688	7		1:20.473	7		1:20.253	7		1:20.095	7		1:20.562
31	0.777	1:19.968	31	0.388	1:20.084	31	0.484	1:20.349	31	0.725	1:20.336	31	0.431	1:20.268
30	4.147	1:19.459	30	3.618	1:19.944	30	3.160	1:19.795	30	2.852	1:19.787	30	2.125	1:19.835
46	9.054	1:20.237	46	8.814	1:20.233	46	9.228	1:20.667	46	9.780	1:20.647	46	10.960	1:21.742
21	9.420	1:20.182	37	19.985	1:21.174	37	20.753	1:21.021	37	21.767	1:21.109	37	22.676	1:21.471
37	19.284	1:21.490	16	20.810	1:21.293	16	21.392	1:20.835	16	22.177	1:20.880	59	30.938	1:21.036
16	19.990	1:21.578	59	27.639	1:21.307	59	28.813	1:21.427	59	30.464	1:21.746	20	33.642	1:22.941
59	26.805	1:21.973	20	28.672	1:21.323	20	29.787	1:21.368	20	31.263	1:21.571	88	43.648	1:23.287
20	27.822	1:21.376	88	36.952	1:22.271	88	38.895	1:22.196	88	40.923	1:22.123	45	56.180	1:22.801
88	35.154	1:21.906	99	47.109	1:22.644	21	1 LAP	3:15.074P	99	53.592	1:24.038	99	58.396	1:25.366
99	44.938	1:22.788	45	47.557	1:22.732	99	49.649	1:22.793	45	53.941	1:23.832	76	1:16.446	1:24.477
45	45.298	1:22.829	76	1:06.782	1:23.005	45	50.204	1:22.900	21	1 LAP	1:34.197			
76	1:04.250	1:22.841	68	1:10.224	1:24.147	76	1:09.784	1:23.255	76	1:12.531	1:22.842			
68	1:06.550	1:24.695				68	1:14.164	1:24.193	68	1:18.381	1:24.312			

Car 7 - 10 seconds added to race time
Weather / Track : Sunny / Dry

Dunlop Radical Enduro Championship

RACE 4 - LAP CHART

(contd.)

Lap 16			Lap 17			Lap 18			Lap 19			Lap 20		
No	Behind	Laptime	No	Behind	Laptime	No	Behind	Laptime	No	Behind	Laptime	No	Behind	Laptime
7		1:20.872	30		1:21.067	30		2:17.216P	7		1:24.468	31		1:20.876
31	0.940	1:21.381	7	3.535	1:25.942P	45	5.043	1:23.992	31	2.239	1:21.886	30	4.771	1:23.460
30	1.340	1:20.087	76	1 LAP	1:33.845P	7	8.087	2:21.768	30	4.426	1:36.981	7	6.066	1:29.181
68	1 LAP	1:28.728	68	1 LAP	1:24.450	31	12.908	2:21.124	46	9.162	1:22.502	46	8.270	1:22.223
46	19.560	1:29.472P	31	9.000	1:30.467P	76	1 LAP	2:26.095	76	1 LAP	1:26.346	76	1 LAP	1:23.435
20	42.665	1:29.895P	37	1 LAP	2:46.076P	46	19.215	1:22.548	59	23.417	1:20.759	59	21.068	1:20.766
88	54.589	1:31.813P	99	1 LAP	2:29.179P	68	1 LAP	2:31.864P	68	1 LAP	1:40.707	20	32.816	1:21.256
45	57.817	1:22.509	45	58.267	1:22.857	59	35.213	1:20.783	20	34.675	1:21.451	68	1 LAP	1:25.503
59	1:22.643	2:12.577P	21	3 LAPS	4:10.401P	20	45.779	1:21.824	88	48.490	1:21.291	88	46.812	1:21.437
			46	1:13.883	2:16.730	88	59.754	1:22.155	37	50.097	1:21.167	37	48.604	1:21.622
			59	1:31.646	1:31.410	37	1:01.485	1:21.651	45	54.529	2:22.041P	99	1:01.280	1:19.739
			20	1:41.171	2:20.913	99	1:18.449	1:19.353	99	1:04.656	1:18.762	45	1:03.610	1:32.196
			88	1:54.815	2:22.633									
			37	1:57.050	1:31.577									
			99	2:16.312	1:32.016									

Car 7 - 10 seconds added to race time
Weather / Track : Sunny / Dry

Croft
Circuit Length = 2.1270 miles.
Start: 12:06 End: 12:47

Dunlop Radical Enduro Championship

RACE 4 - LAP CHART

(contd.)

Lap 21			Lap 22			Lap 23			Lap 24			Lap 25		
No	Behind	Laptime	No	Behind	Laptime	No	Behind	Laptime	No	Behind	Laptime	No	Behind	Laptime
31		1:20.873	31		1:21.211	31		1:21.456	31		1:21.753	31		1:21.406
30	6.780	1:22.882	30	9.204	1:23.635	30	11.806	1:24.058	30	14.683	1:24.630	30	16.040	1:22.763
7	7.483	1:22.290	7	9.419	1:23.147	7	11.841	1:23.878	7	16.294	1:26.206	46	17.514	1:22.487
46	11.245	1:23.848	46	12.340	1:22.306	46	13.564	1:22.680	46	16.433	1:24.622	7	17.978	1:23.090
76	1 LAP	1:23.193	76	1 LAP	1:23.218	76	1 LAP	1:23.158	76	1 LAP	1:23.437	76	1 LAP	1:22.944
59	22.829	1:22.634	59	22.287	1:20.669	59	23.469	1:22.638	59	22.873	1:21.157	59	22.248	1:20.781
20	33.189	1:21.246	20	32.743	1:20.765	20	32.471	1:21.184	20	31.280	1:20.562	20	30.567	1:20.693
68	1 LAP	1:25.817	68	1 LAP	1:25.937	68	1 LAP	1:25.985	68	1 LAP	1:25.091	88	52.079	1:22.948
88	47.660	1:21.721	88	48.171	1:21.722	88	49.640	1:22.925	88	50.537	1:22.650	99	55.252	1:22.370
37	49.115	1:21.384	99	58.923	1:20.432	99	56.834	1:19.367	99	54.288	1:19.207	68	1 LAP	1:28.094
99	59.702	1:19.295	45	1:07.518	1:23.473	45	1:08.551	1:22.489	45	1:09.794	1:22.996	45	1:11.666	1:23.278
45	1:05.256	1:22.519												

Car 7 - 10 seconds added to race time
Weather / Track : Sunny / Dry

Dunlop Radical Enduro Championship

RACE 4 - LAP CHART


(contd.)

Lap 26			Lap 27			Lap 28			Lap 29			Lap 30		
No	Behind	Laptime	No	Behind	Laptime	No	Behind	Laptime	No	Behind	Laptime	No	Behind	Laptime
31		1:21.741	31		1:22.394	31		1:22.934	31		1:25.259			
30	17.634	1:23.335	30	18.138	1:22.898	30	17.173	1:21.969	30	15.199	1:23.285			
46	18.422	1:22.649	46	19.183	1:23.155	7	20.602	1:23.907	7	18.253	1:22.910			
7	19.088	1:22.851	7	19.629	1:22.935	20	27.815	1:22.702	20	24.244	1:21.688			
59	20.934	1:20.427	59	20.354	1:21.814	46	30.389	1:34.140	46	28.014	1:22.884			
76	1 LAP	1:32.385P	20	28.047	1:20.947	59	30.667	1:33.247	59	28.175	1:22.767			
20	29.494	1:20.668	99	50.429	1:19.633	99	47.490	1:19.995	99	45.302	1:23.071			
88	53.081	1:22.743	88	54.159	1:23.472	88	53.986	1:22.761	88	54.478	1:25.751			
99	53.190	1:19.679	68	1 LAP	1:30.195	45	1:14.253	1:23.702	45	1:11.582	1:22.588			
68	1 LAP	1:27.384	45	1:13.485	1:22.960	68	1 LAP	1:29.716	68	1 LAP	1:28.589			
45	1:12.919	1:22.994												

Car 7 - 10 seconds added to race time
Weather / Track : Sunny / Dry

Dunlop Radical Enduro Championship

GRID - RACE 11

ROW 8	1:25.312 68 THORBURN	
ROW 7	1:22.179 76 GREAVES/MOULTON	1:22.233 20 FISH/DUDFIELD
ROW 6	1:21.284 37 VINCENT/MCMURDO	1:22.043 45 NOBLE
ROW 5	1:21.142 59 THOMAS	1:21.163 88 ZWART
ROW 4	1:20.438 5 SWIFT/GIBB	1:20.847 16 FLETCHER
ROW 3	1:19.737 21 MILNER/O'BRIAN	1:20.312 46 EDWARDS/COOK
ROW 2	1:19.571 30 RICHARDSON/DEVLIN	1:19.656 7 STANLEY/SIMPSON
ROW 1	1:19.216 31 REDWOOD	1:19.312 99 DUNN/GATES
	POLE	
		

Weather / Track : Sunny / Dry

These results are provisional until the conclusion of any judicial and technical matters.

Croft
Circuit Length = 2.1270 miles.
Start: 14:00 End: 14:30

Clerk of Course:

Stewards:

Timekeeper:

Dunlop Radical Enduro Championship

RACE CLASSIFICATION - RACE 11

POS	NO	CL	DRIVER	NAT	CAR	TIME	LAPS	GAP	MPH	BEST
1	31	R3	Nigel REDWOOD		Radical SR3	40:22.912	29		91.65	1:20.274
2	30	R3	RICHARDSON/DEVLIN		Radical SR3	40:29.054	29	6.142	91.41	1:19.410
3	7	R3	STANLEY/SIMPSON		Radical SR3	40:39.185	29	16.273	91.03	1:20.555
4	59	R3	Paul THOMAS		Radical SR3	40:40.620	29	17.708	90.98	1:20.503
5	46	R3	EDWARDS/COOK		Radical SR3	41:03.133	29	40.221	90.15	1:21.493
6	88	R3	Eric ZWART		Radical SR3	41:06.213	29	43.301	90.04	1:20.705
7	76	R8	GREAVES/ABBOTT		Radical SR8	41:23.031	29	1:00.119	89.43	1:21.271
8	45	R3	Colin NOBLE		Radical SR3	41:32.446	29	1:09.534	89.09	1:22.108
9	68	R3	David THORBURN		Radical SR3	41:38.391	28	1 LAP	85.81	1:24.128

NOT CLASSIFIED

5	R3	SWIFT/GIBB		Radical SR3	26:47.839	18	D.N.F.	85.72	1:21.816
99	R3	DUNN/GATES		Radical SR3	22:28.739	16	D.N.F.	90.83	1:22.321
21	R3	MILNER/O'BRIEN		Radical SR3	12:26.263	9	D.N.F.	92.34	1:20.498
20	R3	FISH/DUDFIELD		Radical SR3	4:15.949	3	D.N.F.	89.75	1:21.544

FASTEST LAP

30	R3	RICHARDSON/DEVLIN		Radical SR3	1:19.410	13	96.42mph	155.18kph
76	R8	GREAVES/ABBOTT		Radical SR8	1:21.271	14	94.21mph	151.62kph

Weather / Track : Sunny / Dry

These results are provisional until the conclusion of any judicial and technical matters.

Croft

Circuit Length = 2.1270 miles.

Start: 16:33 End: 17:13

Clerk of Course:	Stewards:	Timekeeper:
------------------	-----------	-------------

Dunlop Radical Enduro Championship

RACE CLASSIFICATION - RACE 11 - Amended

POS	NO	CL	DRIVER	NAT	CAR	TIME	LAPS	GAP	MPH	BEST
1	31	R3	Nigel REDWOOD		Radical SR3	40:22.912	29		91.65	1:20.274
2	30	R3	RICHARDSON/DEVLIN		Radical SR3	40:29.054	29	6.142	91.41	1:19.410
3	7	R3	STANLEY/SIMPSON		Radical SR3	40:39.185	29	16.273	91.03	1:20.555
4	59	R3	Paul THOMAS		Radical SR3	40:40.620	29	17.708	90.98	1:20.503
5	46	R3	EDWARDS/COOK		Radical SR3	41:03.133	29	40.221	90.15	1:21.493
6	88	R3	Eric ZWART		Radical SR3	41:06.213	29	43.301	90.04	1:20.705
7	76	R8	GREAVES/ABBOTT		Radical SR8	41:23.031	29	1:00.119	89.43	1:21.271
8	68	R3	David THORBURN		Radical SR3	41:38.391	28	1 LAP	85.81	1:24.128

NOT CLASSIFIED

5	R3	SWIFT/GIBB	Radical SR3	26:47.839	18	D.N.F.	85.72	1:21.816
99	R3	DUNN/GATES	Radical SR3	22:28.739	16	D.N.F.	90.83	1:22.321
21	R3	MILNER/O'BRIEN	Radical SR3	12:26.263	9	D.N.F.	92.34	1:20.498
20	R3	FISH/DUDFIELD	Radical SR3	4:15.949	3	D.N.F.	89.75	1:21.544

FASTEST LAP

30	R3	RICHARDSON/DEVLIN	Radical SR3	1:19.410	13	96.42mph	155.18kph
76	R8	GREAVES/ABBOTT	Radical SR8	1:21.271	14	94.21mph	151.62kph

Car 45 - excluded fro Result - E.5.1.4 failure to follow instructions

Weather / Track : Sunny / Dry

These results are provisional until the conclusion of any judicial and technical matters.

Croft

Circuit Length = 2.1270 miles.

Start: 16:33 End: 17:13

Clerk of Course:	Stewards:	Timekeeper:
------------------	-----------	-------------

Dunlop Radical Enduro Championship

RACE 11 - LAP CHART

Lap 1			Lap 2			Lap 3			Lap 4			Lap 5		
No	Behind	Laptime	No	Behind	Laptime	No	Behind	Laptime	No	Behind	Laptime	No	Behind	Laptime
31		1:25.428	31		1:21.159	31		1:20.543	31		1:20.637	31		1:21.063
30	0.318	1:25.746	30	0.333	1:21.174	30	0.667	1:20.877	30	0.440	1:20.410	30	0.431	1:21.054
46	1.593	1:27.021	46	2.501	1:22.067	46	3.590	1:21.632	46	4.492	1:21.539	46	4.922	1:21.493
7	2.692	1:28.120	7	3.537	1:22.004	7	4.905	1:21.911	7	6.233	1:21.965	7	7.149	1:21.979
5	3.953	1:29.381	5	5.742	1:22.948	5	7.628	1:22.429	88	10.794	1:23.665	88	10.436	1:20.705
88	4.823	1:30.251	88	5.932	1:22.268	88	7.766	1:22.377	21	11.892	1:23.941	21	11.665	1:20.836
21	4.837	1:30.265	21	7.311	1:23.633	21	8.588	1:21.820	59	13.306	1:23.503	59	13.489	1:21.246
20	5.687	1:31.115	20	7.818	1:23.290	20	8.819	1:21.544	45	15.933	1:24.788	45	18.291	1:23.421
59	7.709	1:33.137	59	9.300	1:22.750	59	10.440	1:21.683	76	18.644	1:23.337	76	20.429	1:22.848
45	8.276	1:33.704	45	9.984	1:22.867	45	11.782	1:22.341	99	22.358	1:24.472	99	24.783	1:23.488
99	10.065	1:35.493	76	13.709	1:24.462	76	15.944	1:22.778	68	30.651	1:28.912	68	35.440	1:25.852
76	10.406	1:35.834	99	14.495	1:25.589	99	18.523	1:24.571	5	33.061	1:46.070	5	36.868	1:24.870
68	11.681	1:37.109	68	16.559	1:26.037	68	22.376	1:26.360						

Weather / Track : Sunny / Dry

Dunlop Radical Enduro Championship

RACE 11 - LAP CHART

(contd.)

Lap 6			Lap 7			Lap 8			Lap 9			Lap 10		
No	Behind	Laptime	No	Behind	Laptime	No	Behind	Laptime	No	Behind	Laptime	No	Behind	Laptime
31		1:20.576	30		1:20.787	30		1:19.994	30		1:19.930	30		1:19.848
30	0.412	1:20.557	31	0.473	1:21.672	31	1.020	1:20.541	31	1.364	1:20.274	31	2.005	1:20.489
46	6.082	1:21.736	46	6.390	1:21.507	46	8.094	1:21.698	46	9.684	1:21.520	46	12.048	1:22.212
7	8.581	1:22.008	7	9.461	1:22.079	7	13.301	1:23.834	7	15.410	1:22.039	7	18.576	1:23.014
88	11.021	1:21.161	88	11.088	1:21.266	88	14.111	1:23.017	21	15.734	1:21.491	88	18.725	1:21.867
21	11.587	1:20.498	21	11.796	1:21.408	21	14.173	1:22.371	88	16.706	1:22.525	59	19.527	1:21.741
59	14.082	1:21.169	59	13.908	1:21.025	59	15.745	1:21.831	59	17.634	1:21.819	76	33.672	1:23.360
45	21.022	1:23.307	45	23.058	1:23.235	45	26.636	1:23.572	45	29.649	1:22.943	45	34.082	1:24.281
76	22.116	1:22.263	76	23.360	1:22.443	76	26.982	1:23.616	76	30.160	1:23.108	99	38.108	1:23.732
99	27.289	1:23.082	99	28.760	1:22.670	99	31.833	1:23.067	99	34.224	1:22.321	5	53.363	1:24.405
5	40.840	1:24.548	5	41.844	1:22.203	5	44.209	1:22.359	5	48.806	1:24.527	68	1:02.649	1:25.517
68	42.440	1:27.576	68	46.826	1:25.585	68	52.077	1:25.245	68	56.980	1:24.833			

Weather / Track : Sunny / Dry

Dunlop Radical Enduro Championship

RACE 11 - LAP CHART

(contd.)

Lap 11			Lap 12			Lap 13			Lap 14			Lap 15		
No	Behind	Laptime	No	Behind	Laptime	No	Behind	Laptime	No	Behind	Laptime	No	Behind	Laptime
30		1:20.006	30		1:20.143	30		1:19.410	30		1:20.171	30		1:19.936
31	3.473	1:21.474	31	4.259	1:20.929	31	5.562	1:20.713	31	6.053	1:20.662	68	1 LAP	1:27.956
46	19.300	1:27.258	46	21.412	1:22.255	46	24.606	1:22.604	46	26.339	1:21.904	31	6.961	1:20.844
88	21.731	1:23.012	88	23.275	1:21.687	88	25.334	1:21.469	88	27.119	1:21.956	46	28.860	1:22.457
7	22.525	1:23.955	7	24.467	1:22.085	7	26.953	1:21.896	7	28.912	1:22.130	88	29.532	1:22.349
59	22.820	1:23.299	59	24.883	1:22.206	59	27.436	1:21.963	59	29.148	1:21.883	7	31.349	1:22.373
76	36.130	1:22.464	76	38.640	1:22.653	76	40.883	1:21.653	76	41.983	1:21.271	59	31.664	1:22.452
45	37.397	1:23.321	45	39.930	1:22.676	45	42.628	1:22.108	45	44.973	1:22.516	76	43.729	1:21.682
99	42.728	1:24.626	99	45.728	1:23.143	99	48.890	1:22.572	99	51.320	1:22.601	45	48.246	1:23.209
5	55.282	1:21.925	5	56.955	1:21.816	5	1:00.485	1:22.940	5	1:02.596	1:22.282	99	54.899	1:23.515
68	1:07.730	1:25.087	68	1:12.652	1:25.065	68	1:18.045	1:24.803				5	1:05.572	1:22.912

Weather / Track : Sunny / Dry

Dunlop Radical Enduro Championship

RACE 11 - LAP CHART

(contd.)

Lap 16			Lap 17			Lap 18			Lap 19			Lap 20		
No	Behind	Laptime	No	Behind	Laptime	No	Behind	Laptime	No	Behind	Laptime	No	Behind	Laptime
30		1:20.304	30		1:20.203	30		2:20.014P	30		1:27.422	30		1:23.339
31	15.093	1:28.436P	88	38.780	1:26.757P	31	15.645	1:20.896	31	8.896	1:20.673	31	5.988	1:20.431
88	32.226	1:22.998	76	53.281	1:28.654P	59	37.586	1:29.250	5	1 LAP	2:38.487P	7	30.241	1:21.138
59	33.980	1:22.620	31	1:14.763	2:19.873	7	38.372	1:20.992	59	31.835	1:21.671	59	30.655	1:22.159
46	37.871	1:29.315P	5	1:18.802	1:30.400P	46	42.876	1:23.537	7	32.442	1:21.492	46	37.741	1:22.700
7	39.148	1:28.103P	59	1:28.350	2:14.573P	68	1 LAP	1:28.505	46	38.380	1:22.926	88	45.550	1:23.039
76	44.830	1:21.405	7	1:37.394	2:18.449	88	50.511	2:31.745	68	1 LAP	1:26.023	68	1 LAP	1:27.438
45	51.442	1:23.500	68	1 LAP	1:42.587	76	56.212	2:22.945	88	45.850	1:22.761	76	53.140	1:23.626
99	58.392	1:23.797	46	1:39.353	2:21.685	45	1:03.594	1:31.448	76	52.853	1:24.063	45	1:00.274	1:24.099
5	1:08.605	1:23.337	45	1:52.160	2:20.921P				45	59.514	1:23.342			
68	1 LAP	2:30.404P												

Weather / Track : Sunny / Dry

msttiming.com

Page 4 of 6

Croft
Circuit Length = 2.1270 miles.
Start: 16:33 End: 17:13

Printed - 17:16 Sunday, 10 September 2006

Dunlop Radical Enduro Championship

RACE 11 - LAP CHART

(contd.)

Lap 21			Lap 22			Lap 23			Lap 24			Lap 25		
No	Behind	Laptime	No	Behind	Laptime	No	Behind	Laptime	No	Behind	Laptime	No	Behind	Laptime
30		1:23.105	30		1:23.153	30		1:23.185	31		1:21.160	31		1:21.303
31	3.554	1:20.671	31	1.069	1:20.668	31	0.127	1:22.243	30	1.988	1:23.275	30	3.519	1:22.834
7	27.764	1:20.628	7	25.213	1:20.602	7	22.786	1:20.758	7	22.054	1:20.555	7	21.625	1:20.874
59	28.789	1:21.239	59	26.444	1:20.808	59	23.852	1:20.593	59	23.371	1:20.806	59	22.770	1:20.702
46	37.467	1:22.831	46	37.698	1:23.384	46	37.249	1:22.736	46	38.844	1:22.882	46	40.137	1:22.596
88	44.146	1:21.701	88	42.522	1:21.529	88	41.198	1:21.861	88	42.359	1:22.448	88	43.371	1:22.315
68	1 LAP	1:25.195	68	1 LAP	1:25.264	76	54.341	1:23.495	76	55.500	1:22.446	76	57.197	1:23.000
76	53.415	1:23.380	76	54.031	1:23.769	68	1 LAP	1:27.374	68	1 LAP	1:24.989	45	1:03.955	1:22.471
45	1:00.747	1:23.578	45	1:01.392	1:23.798	45	1:01.401	1:23.194	45	1:02.787	1:22.673	68	1 LAP	1:26.323

Weather / Track : Sunny / Dry

msttiming.com

Page 5 of 6

Croft
Circuit Length = 2.1270 miles.
Start: 16:33 End: 17:13

Printed - 17:16 Sunday, 10 September 2006

Dunlop Radical Enduro Championship

RACE 11 - LAP CHART

(contd.)

Lap 26			Lap 27			Lap 28			Lap 29			Lap 30		
No	Behind	Laptime	No	Behind	Laptime	No	Behind	Laptime	No	Behind	Laptime	No	Behind	Laptime
31		1:22.054	31		1:22.116	31		1:22.030	31		1:23.354			
30	4.646	1:23.181	30	4.492	1:21.962	30	5.582	1:23.120	30	6.142	1:23.914			
7	20.613	1:21.042	7	19.382	1:20.885	7	18.295	1:20.943	7	16.273	1:21.332			
59	21.219	1:20.503	59	21.194	1:22.091	59	20.314	1:21.150	59	17.708	1:20.748			
46	40.509	1:22.426	46	40.575	1:22.182	46	40.802	1:22.257	46	40.221	1:22.773			
88	43.393	1:22.076	88	43.673	1:22.396	88	43.501	1:21.858	88	43.301	1:23.154			
76	58.582	1:23.439	76	59.448	1:22.982	76	1:00.086	1:22.668	76	1:00.119	1:23.387			
45	1:05.075	1:23.174	45	1:06.184	1:23.225	45	1:08.000	1:23.846	45	1:09.534	1:24.888			
68	1 LAP	1:24.128	68	1 LAP	1:24.534	68	1 LAP	1:24.392	68	1 LAP	1:25.298			

Weather / Track : Sunny / Dry

msttiming.com

Page 6 of 6

Croft
Circuit Length = 2.1270 miles.
Start: 16:33 End: 17:13

Printed - 17:16 Sunday, 10 September 2006

Mini Se7en Championship

QUALIFYING - RACE 7

POS	NO	CL	DRIVER	NAT	CAR	TIME	LAPS	GAP	MPH
1	2	S7	Andrew DEVINY		Rover Mini	1:45.633	9		72.48
2	1	S7	Paul THOMPSON		Rover Mini	1:45.760	9	0.127	72.40
3	46	S7	Max HUNTER		Mini	1:46.408	9	0.775	71.96
4	21	S7	Paul CLARK		Mini	1:47.038	9	1.405	71.53
5	50	S7	Ian DEVINY		Rover Mini	1:47.040	9	1.407	71.53
6	71	S7	Dick HUNTER		Mini Seven	1:47.152	9	1.519	71.46
7	5	S7	Kane ASTIN		Mini Seven	1:47.235	9	1.602	71.40
8	7	S7	Alan LETTS		Mini 7	1:47.360	9	1.727	71.32
9	22	S7	Graeme DAVIS		Mini 7	1:47.415	9	1.782	71.28
10	35	S7	Paul SPARK		Rover Seven	1:47.597	9	1.964	71.16
11	3	S7	Geoff LETTS		Rover Mini	1:47.797	9	2.164	71.03
12	8	S7	Damon ASTIN		Mini Seven	1:47.934	9	2.301	70.94
13	77	S7	Tristen KNIGHT		Mini 7	1:48.359	6	2.726	70.66
14	34	S7	Anthony TOWEY		Mini	1:49.422	9	3.789	69.97
15	24	S7	James BOWERS COULSON		Mini 7	1:49.456	9	3.823	69.95
16	26	S7	Lee JONES		Mini	1:49.699	8	4.066	69.80
17	23	S7	Ricky HORNE		Mini	1:49.705	9	4.072	69.79
18	20	S7	Darren THOMAS		mini 7	1:50.046	9	4.413	69.58
19	99	S7	Tim JOSLYN		Rover Mini	1:52.328	8	6.695	68.16

Weather / Track : Sunny / Dry

These results are provisional until the conclusion of any judicial and technical matters.

Croft

Circuit Length = 2.1270 miles.

Start: 14:37 End: 14:52

Clerk of Course:	Stewards:	Timekeeper:
------------------	-----------	-------------

Mini Se7en Championship

LAP ANALYSIS - QUALIFYING - RACE 7

1	Paul THOMPSON	Rover Mini
1 -	4:08.410	6 - 1:50.997
2 -	1:49.231	7 - 1:45.760
3 -	1:46.296	8 - 1:46.703
4 -	1:46.352	9 - 1:46.458
5 -	1:46.335	
2	Andrew DEVINY	Rover Mini
1 -	3:56.532	6 - 1:46.053
2 -	1:46.273	7 - 1:45.633
3 -	1:46.171	8 - 1:45.695
4 -	1:46.084	9 - 1:45.720
5 -	1:46.095	
3	Geoff LETTS	Rover Mini
1 -	4:13.847	6 - 1:47.915
2 -	1:48.915	7 - 1:48.154
3 -	1:47.995	8 - 1:48.220
4 -	1:47.797	9 - 1:48.675
5 -	1:48.360	
5	Kane ASTIN	Mini Seven
1 -	3:57.391	6 - 1:47.235
2 -	1:47.622	7 - 1:48.164
3 -	1:48.706	8 - 1:48.924
4 -	1:48.504	9 - 1:49.069
5 -	1:49.808	
7	Alan LETTS	Mini 7
1 -	4:14.641	6 - 1:47.360
2 -	1:49.575	7 - 1:50.379
3 -	1:49.984	8 - 1:48.935
4 -	1:48.512	9 - 1:49.020
5 -	1:48.166	
8	Damon ASTIN	Mini Seven
1 -	3:57.768	6 - 1:47.934
2 -	1:48.191	7 - 1:47.935
3 -	1:48.354	8 - 1:48.178
4 -	1:48.270	9 - 1:49.313
5 -	1:48.193	
20	Darren THOMAS	mini 7
1 -	3:59.000	6 - 1:50.046
2 -	1:51.029	7 - 1:51.832
3 -	1:51.382	8 - 1:50.966
4 -	1:50.858	9 - 1:51.438
5 -	2:06.948	

Weather / Track : Sunny / Dry

Mini Se7en Championship

LAP ANALYSIS - QUALIFYING - RACE 7

(contd.)

21	Paul CLARK	Mini
1 -	3:59.114	6 - 1:47.038
2 -	1:48.729	7 - 1:48.233
3 -	1:48.718	8 - 1:47.381
4 -	1:49.737	9 - 1:48.305
5 -	1:48.058	
22	Graeme DAVIS	Mini 7
1 -	4:00.808	6 - 1:47.415
2 -	1:49.388	7 - 1:48.550
3 -	1:48.356	8 - 1:49.639
4 -	1:48.211	9 - 1:47.422
5 -	1:48.495	
23	Ricky HORNE	Mini
1 -	4:10.890	6 - 1:51.657
2 -	1:52.582	7 - 1:49.705
3 -	1:49.969	8 - 1:50.048
4 -	1:49.997	9 - 1:50.349
5 -	1:53.049	
24	James BOWERS COULSON	Mini 7
1 -	4:07.447	6 - 1:49.885
2 -	1:51.580	7 - 1:51.792
3 -	1:49.963	8 - 1:51.371
4 -	1:50.480	9 - 1:52.355
5 -	1:49.456	
26	Lee JONES	Mini
1 -	4:11.801	6 - 1:52.989
2 -	1:50.277	7 - 1:54.503
3 -	1:49.699	8 - 1:56.997
4 -	1:50.506	
5 -	1:52.349	
34	Anthony TOWEY	Mini
1 -	4:07.956	6 - 1:49.761
2 -	1:52.121	7 - 1:49.634
3 -	1:49.422	8 - 1:50.896
4 -	1:50.616	9 - 1:50.251
5 -	1:50.047	
35	Paul SPARK	Rover Seven
1 -	4:15.024	6 - 1:47.597
2 -	1:49.515	7 - 1:49.094
3 -	1:57.414	8 - 1:48.308
4 -	1:52.835	9 - 1:47.739
5 -	1:48.350	

Weather / Track : Sunny / Dry

msttiming.com

Page 2 of 3

Croft
Circuit Length = 2.1270 miles.
Start: 14:37 End: 14:52

Printed - 14:57 Saturday, 09 September 2006

Mini Se7en Championship

LAP ANALYSIS - QUALIFYING - RACE 7

(contd.)

46	Max HUNTER	Mini
1 - 4:32.479	6 - 1:46.419	
2 - 1:47.520	7 - 1:46.408	
3 - 1:46.810	8 - 1:46.730	
4 - 1:46.845	9 - 1:46.429	
5 - 1:47.107		
50	Ian DEVINY	Rover Mini
1 - 3:59.863	6 - 1:47.040	
2 - 1:48.729	7 - 1:47.378	
3 - 1:47.671	8 - 1:47.658	
4 - 1:49.012	9 - 1:48.192	
5 - 1:47.906		
71	Dick HUNTER	Mini Seven
1 - 4:25.921	6 - 1:47.152	
2 - 1:47.773	7 - 1:49.475	
3 - 1:48.270	8 - 1:47.727	
4 - 1:48.060	9 - 2:04.581	
5 - 1:47.597		
77	Tristen KNIGHT	Mini 7
1 - 6:14.762	6 - 1:48.359	
2 - 1:48.470		
3 - 1:56.145		
4 - 1:48.434		
5 - 1:48.549		
99	Tim JOSLYN	Rover Mini
1 - 4:13.640	6 - 1:52.328	
2 - 1:53.039	7 - 1:53.187	
3 - 1:54.250	8 - 1:53.323	
4 - 1:52.393		
5 - 1:52.884		

Mini Se7en Championship

GRID - RACE 7

ROW 10	1:52.328	99	JOSLYN	
ROW 9	1:49.705	23	HORNE	1:50.046 20 THOMAS
ROW 8	1:49.456	24	BOWERS COULSON	1:49.699 26 JONES
ROW 7	1:48.359	77	KNIGHT	1:49.422 34 TOWEY
ROW 6	1:47.797	3	LETTTS	1:47.934 8 ASTIN
ROW 5	1:47.415	22	DAVIS	1:47.597 35 SPARK
ROW 4	1:47.235	5	ASTIN	1:47.360 7 LETTS
ROW 3	1:47.040	50	DEVINY	1:47.152 71 HUNTER
ROW 2	1:46.408	46	HUNTER	1:47.038 21 CLARK
ROW 1	1:45.633	2	DEVINY	1:45.760 1 THOMPSON
POLE				

Weather / Track : Sunny / Dry

These results are provisional until the conclusion of any judicial and technical matters.

Croft
Circuit Length = 2.1270 miles.
Start: 14:37 End: 14:52

Clerk of Course:

Stewards:

Timekeeper:

Mini Se7en Championship

RACE CLASSIFICATION - RACE 7

POS	NO	CL	DRIVER	NAT	CAR	TIME	LAPS	GAP	MPH	BEST
1	2	S7	Andrew DEVINY		Rover Mini	17:44.110	10		71.95	1:45.334
2	46	S7	Max HUNTER		Mini	17:47.298	10	3.188	71.74	1:45.236
3	1	S7	Paul THOMPSON		Rover Mini	17:48.275	10	4.165	71.67	1:45.185
4	3	S7	Geoff LETTS		Rover Mini	18:03.978	10	19.868	70.64	1:46.775
5	71	S7	Dick HUNTER		Mini Seven	18:04.499	10	20.389	70.60	1:47.189
6	7	S7	Alan LETTS		Mini 7	18:08.381	10	24.271	70.35	1:47.104
7	35	S7	Paul SPARK		Rover Seven	18:09.854	10	25.744	70.25	1:47.248
8	50	S7	Ian DEVINY		Rover Mini	18:17.349	10	33.239	69.77	1:48.160
9	5	S7	Kane ASTIN		Mini Seven	18:18.483	10	34.373	69.70	1:47.467
10	23	S7	Ricky HORNE		Mini	18:34.768	10	50.658	68.68	1:49.025
11	77	S7	Tristen KNIGHT		Mini 7	18:35.444	10	51.334	68.64	1:48.455
12	22	S7	Graeme DAVIS		Mini 7	18:40.773	10	56.663	68.32	1:47.662
13	26	S7	Lee JONES		Mini	18:51.847	10	1:07.737	67.65	1:50.408
14	34	S7	Anthony TOWEY		Mini	18:52.420	10	1:08.310	67.61	1:49.388
15	99	S7	Tim JOSLYN		Rover Mini	19:17.258	10	1:33.148	66.16	1:52.083
16	8	S7	Damon ASTIN		Mini Seven	18:56.177	8	2 LAPS	53.91	1:50.300

NOT CLASSIFIED

20	S7	Darren THOMAS		mini 7	7:50.734	4	D.N.F.	65.06	1:52.110
24	S7	James BOWERS COULSON		Mini 7	5:56.028	3	D.N.F.	64.52	1:51.599
21	S7	Paul CLARK		Mini	3:52.762	2	D.N.F.	65.79	1:49.036

FASTEST LAP

1	S7	Paul THOMPSON		Rover Mini	1:45.185	4	72.79mph	117.15kph
---	----	---------------	--	------------	----------	---	----------	-----------

Weather / Track : Sunny / Dry

These results are provisional until the conclusion of any judicial and technical matters.

Croft

Circuit Length = 2.1270 miles.

Start: 14:00 End: 14:17

Clerk of Course:	Stewards:	Timekeeper:
------------------	-----------	-------------

Mini Se7en Championship

RACE 7 - LAP CHART

Lap 1			Lap 2			Lap 3			Lap 4			Lap 5		
No	Behind	Laptime	No	Behind	Laptime	No	Behind	Laptime	No	Behind	Laptime	No	Behind	Laptime
2		1:51.948	2		1:45.513	2		1:45.678	2		1:45.427	2		1:45.334
1	0.476	1:52.424	1	0.338	1:45.375	1	0.431	1:45.771	1	0.189	1:45.185	1	0.770	1:45.915
46	0.948	1:52.896	46	0.822	1:45.387	46	0.646	1:45.502	46	0.546	1:45.327	46	1.032	1:45.820
71	2.154	1:54.102	71	3.830	1:47.189	71	6.054	1:47.902	71	8.653	1:48.026	71	10.956	1:47.637
7	3.789	1:55.737	7	5.939	1:47.663	3	8.029	1:47.615	3	9.377	1:46.775	3	11.535	1:47.492
35	4.356	1:56.304	3	6.092	1:46.953	7	8.981	1:48.720	7	11.386	1:47.832	7	13.450	1:47.398
3	4.652	1:56.600	35	6.702	1:47.859	35	9.381	1:48.357	35	11.709	1:47.755	35	13.623	1:47.248
50	5.815	1:57.763	50	8.969	1:48.667	50	11.982	1:48.691	50	15.560	1:49.005	5	19.375	1:48.682
5	8.301	2:00.249	5	10.940	1:48.152	5	12.729	1:47.467	5	16.027	1:48.725	50	19.969	1:49.743
34	10.751	2:02.699	21	15.301	1:49.036	34	20.930	1:50.371	34	25.441	1:49.938	34	30.004	1:49.897
26	11.353	2:03.301	34	16.237	1:50.999	23	22.346	1:49.236	23	25.944	1:49.025	23	30.118	1:49.508
21	11.778	2:03.726	26	17.061	1:51.221	77	22.938	1:49.738	26	28.708	1:50.408	77	36.339	1:49.906
24	12.335	2:04.283	8	17.168	1:50.300	26	23.727	1:52.344	8	31.727	1:52.729	26	38.673	1:55.299
8	12.381	2:04.329	24	18.421	1:51.599	8	24.425	1:52.935	77	31.767	1:54.256	22	38.696	1:49.012
77	12.909	2:04.857	23	18.788	1:51.114	99	29.127	1:52.608	22	35.018	1:49.468	99	44.997	1:53.806
23	13.187	2:05.135	77	18.878	1:51.482	22	30.977	1:49.335	99	36.525	1:52.825	8	54.383	2:07.990P
20	13.997	2:05.945	20	21.571	1:53.087	24	32.889	2:00.146P	20	42.168	1:52.110			
99	15.627	2:07.575	99	22.197	1:52.083	20	35.485	1:59.592						
22	19.398	2:11.346	22	27.320	1:53.435									

Weather / Track : Sunny / Dry

Mini Se7en Championship

RACE 7 - LAP CHART

(contd.)

Lap 6			Lap 7			Lap 8			Lap 9			Lap 10		
No	Behind	Laptime	No	Behind	Laptime	No	Behind	Laptime	No	Behind	Laptime	No	Behind	Laptime
2		1:45.474	2		1:45.946	2		1:45.432	2		1:46.056	2		1:47.302
1	0.599	1:45.303	46	0.712	1:45.864	1	1.919	1:46.248	1	2.682	1:46.819	46	3.188	1:47.638
46	0.794	1:45.236	1	1.103	1:46.450	46	2.111	1:46.831	46	2.852	1:46.797	1	4.165	1:48.785
71	13.711	1:48.229	3	16.185	1:48.060	71	18.308	1:47.416	3	19.583	1:47.281	3	19.868	1:47.587
3	14.071	1:48.010	71	16.324	1:48.559	3	18.358	1:47.605	71	20.381	1:48.129	71	20.389	1:47.310
7	15.849	1:47.873	7	17.520	1:47.617	7	19.192	1:47.104	7	21.107	1:47.971	7	24.271	1:50.466
35	16.426	1:48.277	35	17.821	1:47.341	35	19.638	1:47.249	35	21.361	1:47.779	35	25.744	1:51.685
5	22.954	1:49.053	5	25.541	1:48.533	50	28.558	1:48.160	50	31.796	1:49.294	50	33.239	1:48.745
50	23.433	1:48.938	50	25.830	1:48.343	5	29.056	1:48.947	5	32.394	1:49.394	5	34.373	1:49.281
23	35.372	1:50.728	23	40.041	1:50.615	23	44.849	1:50.240	23	48.665	1:49.872	23	50.658	1:49.295
77	40.651	1:49.786	77	43.231	1:48.526	77	46.254	1:48.455	77	49.107	1:48.909	77	51.334	1:49.529
22	42.537	1:49.315	22	44.253	1:47.662	22	47.529	1:48.708	22	51.771	1:50.298	22	56.663	1:52.194
26	45.652	1:52.453	26	51.879	1:52.173	8	2 LAPS	5:13.386	8	2 LAPS	1:56.097	26	1:07.737	1:51.501
34	53.232	2:08.702	34	57.926	1:50.640	26	57.872	1:51.425	26	1:03.538	1:51.722	34	1:08.310	1:50.230
99	1:05.465	2:05.942	99	1:13.134	1:53.615	34	1:02.050	1:49.556	34	1:05.382	1:49.388	8	2 LAPS	1:58.411
						99	1:21.045	1:53.343	99	1:27.610	1:52.621	99	1:33.148	1:52.840

Weather / Track : Sunny / Dry

msttiming.com

Page 2 of 2

Croft
Circuit Length = 2.1270 miles.
Start: 14:00 End: 14:17

Printed - 14:21 Sunday, 10 September 2006

MSA British Superkart

QUALIFYING - RACE 3 (ROUND 8)

POS	NO	CL	DRIVER	NAT	CAR	TIME	LAPS	GAP	MPH
1	1		Gavin BENNETT		Anderson/Honda	1:23.012	12		92.24
2	0		Carl HULME			1:23.060	9	0.048	92.18
3	4		Steve BRIGGS		Anderson/Honda	1:24.952	9	1.940	90.13
4	7		Derek CHARLTON		Anderson/Honda	1:24.999	10	1.987	90.08
5	21		James OREILLY		PVP/Honda	1:25.175	11	2.163	89.90
6	104		Dave HARVEY		Anderson/Rotax	1:25.411	11	2.399	89.65
7	5		Matthew BETT		Anderson/Honda	1:25.455	5	2.443	89.60
8	00		Trevor ROBERTS		Anderson/Honda	1:25.481	8	2.469	89.57
9	67		Karl BAXTER		Anderson/Honda	1:25.699	9	2.687	89.35
10	71		Don KENNEDY		ADE/Honda	1:25.820	12	2.808	89.22
11	25		Mark GILLIBRAND		Anderson/Honda	1:26.437	5	3.425	88.58
12	54		Stephen SHIPLEY		F1/Honda	1:27.029	5	4.017	87.98
13	9		Jason DREDGE		Jade/Honda	1:27.105	4	4.093	87.90
14	109		Adam SMITH		Anderson/Honda	1:27.769	14	4.757	87.24
15	16		Lee SHEPHERD		PVP/Honda	1:27.842	8	4.830	87.17
16	45		Paul MACHIN		Anderson/Rotax	1:28.059	2	5.047	86.95
17	69		Simon HOLLOWAY		Anderson/Honda	1:28.137	8	5.125	86.87
18	50		Gary ROBINSON		Raider/TM	1:28.303	5	5.291	86.71
19	57		Neil HAWLEY		Anderson/Honda	1:28.749	8	5.737	86.27
20	2		Lee HARPAM		PVP/Honda	1:29.656	2	6.644	85.40
21	8	D1	Richard WEAVERS		Anderson/Rotax	1:30.376	11	7.364	84.72
22	85		Nick HULL		Anderson/Honda S/S	1:33.998	11	10.986	81.46
23	09		Richard SANDERS		ADE/Honda	15:48.676	1	14:25.664	8.07
24	72		Richard DEWART		Anderson/Honda	19:08.574	2	17:45.562	6.66

Weather / Track : Sunny / Dry

These results are provisional until the conclusion of any judicial and technical matters.

Croft

Circuit Length = 2.1270 miles.

Start: 15:29 End: 15:49

Clerk of Course:	Stewards:	Timekeeper:
------------------	-----------	-------------

MSA British Superkart

LAP ANALYSIS - QUALIFYING - RACE 3

0	Carl HULME	
1 - X:00.000	6 - 1:23.060	
2 - 1:24.893	7 - 1:23.841	
3 - 1:23.801	8 - 1:23.124	
4 - 1:44.793P	9 - 1:43.138P	
5 - 6:29.031		
1	Gavin BENNETT	Anderson/Honda
1 - X:00.000	6 - 1:23.012	11 - 1:24.484
2 - 1:23.561	7 - 1:26.633	12 - 1:51.776P
3 - 1:23.272	8 - 1:30.735	
4 - 1:24.155	9 - 1:28.976	
5 - 1:24.044	10 - 1:23.234	
2	Lee HARPAM	PVP/Honda
1 - X:00.000		
2 - 1:29.656		
4	Steve BRIGGS	Anderson/Honda
1 - X:00.000	6 - 1:25.420	
2 - 1:31.507	7 - 1:38.237	
3 - 1:25.985	8 - 1:24.952	
4 - 1:25.547	9 - 1:42.883P	
5 - 1:26.934		
5	Matthew BETT	Anderson/Honda
1 - X:00.000		
2 - 1:30.923		
3 - 1:37.431P		
4 - 3:23.721		
5 - 1:25.455		
7	Derek CHARLTON	Anderson/Honda
1 - X:00.000	6 - 1:24.999	
2 - 1:26.937	7 - 1:25.121	
3 - 5:56.702	8 - 1:25.332	
4 - 1:27.495	9 - 1:25.314	
5 - 1:26.220	10 - 1:48.227P	
8	Richard WEAVERS	Anderson/Rotax
1 - X:00.000	6 - 1:34.539	11 - 1:30.732
2 - 1:38.363	7 - 1:36.133	
3 - 1:37.380	8 - 1:33.838	
4 - 1:35.650	9 - 1:32.411	
5 - 1:42.132	10 - 1:30.376	

Weather / Track : Sunny / Dry

MSA British Superkart

LAP ANALYSIS - QUALIFYING - RACE 3

(contd.)

9	Jason DREDGE	Jade/Honda
1 - X:00.000 2 - 1:29.349 3 - 1:28.058 4 - 1:27.105		
00	Trevor ROBERTS	Anderson/Honda
1 - X:00.000 6 - 1:26.871 2 - 1:27.001 7 - 1:25.887 3 - 1:25.650 8 - 1:33.769P 4 - 1:25.481 5 - 1:26.640		
09	Richard SANDERS	ADE/Honda
1 - X:00.000		
12	TBD	
1 - X:00.000P		
16	Lee SHEPHERD	PVP/Honda
1 - X:00.000 6 - 1:28.655 2 - 1:31.891 7 - 1:28.172 3 - 1:30.751 8 - 2:18.321P 4 - 1:28.590 5 - 1:27.842		
21	James OREILLY	PVP/Honda
1 - X:00.000 6 - 1:48.331 11 - 1:25.175 2 - 1:59.515 7 - 1:57.862P 3 - 1:49.203 8 - 3:24.516 4 - 1:51.028 9 - 1:38.716 5 - 1:45.598 10 - 1:27.969		
25	Mark GILLIBRAND	Anderson/Honda
1 - X:00.000 2 - 1:30.527 3 - 1:26.437 4 - 1:26.515 5 - 1:26.856		

Weather / Track : Sunny / Dry

MSA British Superkart

LAP ANALYSIS - QUALIFYING - RACE 3

(contd.)

45	Paul MACHIN	Anderson/Rotax
1 - X:00.000 2 - 1:28.059		
50	Gary ROBINSON	Raider/TM
1 - X:00.000 2 - 1:33.617 3 - 1:32.361 4 - 1:29.412 5 - 1:28.303		
54	Stephen SHIPLEY	F1/Honda
1 - X:00.000 2 - 1:28.816 3 - 1:27.162 4 - 1:27.029 5 - 1:28.220		
57	Neil HAWLEY	Anderson/Honda
1 - X:00.000 6 - 1:28.749 2 - 1:47.816 7 - 1:28.799 3 - 1:44.911 8 - 2:15.747P 4 - 1:37.835 5 - 1:30.807		
67	Karl BAXTER	Anderson/Honda
1 - X:00.000 6 - 1:26.129 2 - 1:27.074 7 - 1:26.029 3 - 1:25.699 8 - 1:26.285 4 - 1:25.884 9 - 1:43.378P 5 - 1:26.922		
69	Simon HOLLOWAY	Anderson/Honda
1 - X:00.000 6 - 1:28.643 2 - 1:29.737 7 - 1:29.140 3 - 1:29.266 8 - 1:28.137 4 - 1:45.616P 5 - 9:09.164		
70	TBD	
1 - X:00.000P		

MSA British Superkart

LAP ANALYSIS - QUALIFYING - RACE 3

(contd.)

71	Don KENNEDY	ADE/Honda	
1 -	X:00.000	6 - 1:43.851	11 - 1:26.322
2 -	1:30.074	7 - 1:31.421	12 - 1:49.804P
3 -	1:27.964	8 - 1:27.181	
4 -	1:33.337	9 - 1:25.820	
5 -	1:41.716	10 - 1:25.882	
72	Richard DEWART	Anderson/Honda	
1 -	X:00.000		
2 -	7:03.420P		
85	Nick HULL	Anderson/Honda S/S	
1 -	X:00.000	6 - 1:38.171	11 - 2:57.831P
2 -	1:35.674	7 - 1:36.785	
3 -	1:36.208	8 - 1:35.076	
4 -	1:33.998	9 - 1:35.904	
5 -	1:35.823	10 - 1:34.390	
104	Dave HARVEY	Anderson/Rotax	
1 -	X:00.000	6 - 1:25.789	11 - 1:46.838P
2 -	1:27.403	7 - 1:25.411	
3 -	1:25.760	8 - 1:39.956	
4 -	1:35.607	9 - 1:25.822	
5 -	1:26.273	10 - 1:26.006	
109	Adam SMITH	Anderson/Honda	
1 -	X:00.000	6 - 1:28.549	11 - 1:30.184
2 -	1:29.469	7 - 1:27.769	12 - 1:31.518
3 -	1:28.659	8 - 1:28.836	13 - 1:29.603
4 -	1:29.237	9 - 1:28.631	14 - 1:39.115P
5 -	1:30.455	10 - 1:27.834	

MSA British Superkart

RACE CLASSIFICATION - RACE 3 (ROUND 8)

POS	NO	CL	DRIVER	NAT	CAR	TIME	LAPS	GAP	MPH	BEST
1	1		Gavin BENNETT		Anderson/Honda	13:59.204	10		91.24	1:22.798
2	7		Derek CHARLTON		Anderson/Honda	14:12.922	10	13.718	89.77	1:24.167
3	104		Dave HARVEY		Anderson/Rotax	14:19.050	10	19.846	89.13	1:24.891
4	21		James OREILLY		PVP/Honda	14:22.219	10	23.015	88.80	1:24.858
5	71		Don KENNEDY		ADE/Honda	14:22.290	10	23.086	88.80	1:24.520
6	50		Gary ROBINSON		Raider/TM	14:25.500	10	26.296	88.47	1:25.291
7	67		Karl BAXTER		Anderson/Honda	14:25.964	10	26.760	88.42	1:24.470
8	54		Stephen SHIPLEY		F1/Honda	14:26.607	10	27.403	88.35	1:25.494
9	0		Carl HULME			14:34.063	10	34.859	87.60	1:23.958
10	109		Adam SMITH		Anderson/Honda	14:50.333	10	51.129	86.00	1:27.571
11	57		Neil HAWLEY		Anderson/Honda	14:51.519	10	52.315	85.88	1:27.373
12	8	D1	Richard WEAVERS		Anderson/Rotax	15:01.644	10	1:02.440	84.92	1:27.611
13	00		Trevor ROBERTS		Anderson/Honda	14:09.252	9	1 LAP	81.14	1:25.856
14	85		Nick HULL		Anderson/Honda S/S	14:13.976	9	1 LAP	80.69	1:31.319

NOT CLASSIFIED

9			Jason DREDGE		Jade/Honda	10:13.553	7	D.N.F.	87.36	1:25.339
69			Simon HOLLOWAY		Anderson/Honda	10:29.109	7	D.N.F.	85.20	1:28.067
16			Lee SHEPHERD		PVP/Honda	8:54.365	6	D.N.F.	85.97	1:26.745
45			Paul MACHIN		Anderson/Rotax	4:41.309	3	D.N.F.	81.66	1:31.052
72			Richard DEWART		Anderson/Honda	5:49.619	3	D.N.F.	65.70	1:28.180
5			Matthew BETT		Anderson/Honda	1:28.696	1	D.N.F.	86.33	1:28.696

FASTEST LAP

1			Gavin BENNETT		Anderson/Honda	1:22.798	4	92.48mph	148.83kph
8	D1		Richard WEAVERS		Anderson/Rotax	1:27.611	6	87.40mph	140.65kph

Weather / Track : Sunny / Dry

These results are provisional until the conclusion of any judicial and technical matters.

Croft

Circuit Length = 2.1270 miles.

Start: 17:48 End: 18:01

Clerk of Course:	Stewards:	Timekeeper:
------------------	-----------	-------------

MSA British Superkart

RACE 3 (ROUND 8) - LAP CHART

Lap 1			Lap 2			Lap 3			Lap 4			Lap 5		
No	Behind	Laptime	No	Behind	Laptime	No	Behind	Laptime	No	Behind	Laptime	No	Behind	Laptime
1		1:28.504	1		1:23.278	1		1:23.035	1		1:22.798	1		1:22.996
5	0.192	1:28.696	7	3.419	1:24.337	7	4.551	1:24.167	7	6.644	1:24.891	7	7.932	1:24.284
7	2.360	1:30.864	21	5.440	1:26.231	104	7.904	1:25.061	104	10.475	1:25.369	104	12.840	1:25.361
21	2.487	1:30.991	104	5.878	1:26.389	21	8.516	1:26.111	72	1 LAP	2:04.213P	21	13.276	1:24.858
104	2.767	1:31.271	54	6.410	1:25.771	54	8.869	1:25.494	21	11.414	1:25.696	54	14.141	1:25.506
54	3.917	1:32.421	71	6.501	1:25.299	71	8.974	1:25.508	54	11.631	1:25.560	71	14.315	1:25.283
67	4.350	1:32.854	67	7.166	1:26.094	50	9.517	1:25.378	71	12.028	1:25.852	50	14.837	1:25.291
71	4.480	1:32.984	50	7.174	1:25.311	67	10.415	1:26.284	50	12.542	1:25.823	67	16.393	1:25.772
50	5.141	1:33.645	9	8.517	1:26.324	9	10.821	1:25.339	67	13.617	1:26.000	9	18.021	1:26.971
9	5.471	1:33.975	109	11.625	1:27.823	109	16.988	1:28.398	9	14.046	1:26.023	0	19.412	1:24.120
0	5.911	1:34.415	16	12.526	1:27.774	0	17.128	1:26.819	0	18.288	1:23.958	109	26.767	1:27.571
109	7.080	1:35.584	0	13.344	1:30.711	16	17.493	1:28.002	109	22.192	1:28.002	16	27.009	1:26.820
16	8.030	1:36.534	8	14.228	1:28.933	8	19.864	1:28.671	16	23.185	1:28.490	8	31.086	1:28.405
69	8.305	1:36.809	69	15.054	1:30.027	69	20.539	1:28.520	8	25.677	1:28.611	69	31.790	1:28.499
8	8.573	1:37.077	57	15.447	1:30.024	57	20.959	1:28.547	69	26.287	1:28.546	57	32.186	1:28.498
57	8.701	1:37.205	45	18.475	1:31.342	45	26.492	1:31.052	57	26.684	1:28.523	85	1:01.283	1:33.995
45	10.411	1:38.915	85	20.796	1:31.319	85	30.779	1:33.018	85	50.284	1:42.303	00	1:20.799	1:26.193
85	12.755	1:41.259	72	53.624	1:28.180	00	1:13.891	1:26.152	00	1:17.602	1:26.509			
00	26.058	1:54.562	00	1:10.774	2:07.994									
72	48.722	2:17.226												

Weather / Track : Sunny / Dry

**MSA British Superkart
RACE 3 (ROUND 8) - LAP CHART**

(contd.)

Lap 6			Lap 7			Lap 8			Lap 9			Lap 10		
No	Behind	Laptime	No	Behind	Laptime	No	Behind	Laptime	No	Behind	Laptime	No	Behind	Laptime
1		1:23.139	1		1:23.600	1		1:23.565	1		1:24.342	1		1:23.947
7	9.020	1:24.227	00	1 LAP	1:26.919	00	1 LAP	1:25.856	85	1 LAP	1:33.081	00	1 LAP	1:26.398
104	15.155	1:25.454	7	9.693	1:24.273	7	11.157	1:25.029	00	1 LAP	1:28.669	7	13.718	1:25.864
21	15.265	1:25.128	104	16.579	1:25.024	104	18.177	1:25.163	7	11.801	1:24.986	85	1 LAP	1:33.231
71	15.696	1:24.520	21	18.941	1:27.276	21	21.101	1:25.725	104	18.902	1:25.067	104	19.846	1:24.891
54	16.781	1:25.779	54	19.178	1:25.997	71	21.199	1:24.625	21	21.694	1:24.935	21	23.015	1:25.268
50	17.369	1:25.671	71	20.139	1:28.043	54	21.923	1:26.310	71	21.888	1:25.031	71	23.086	1:25.145
67	17.724	1:24.470	50	20.737	1:26.968	50	22.548	1:25.376	50	23.838	1:25.632	50	26.296	1:26.405
0	20.280	1:24.007	0	21.342	1:24.662	67	23.104	1:25.126	67	24.797	1:26.035	67	26.760	1:25.910
9	22.176	1:27.294	67	21.543	1:27.419	0	27.492	1:29.715	54	24.919	1:27.338	54	27.403	1:26.431
16	30.615	1:26.745	9	26.203	1:27.627	109	41.563	1:27.912	0	27.210	1:24.060	0	34.859	1:31.596
109	31.406	1:27.778	109	37.216	1:29.410	57	44.842	1:27.625	109	46.280	1:29.059	109	51.129	1:28.796
8	35.558	1:27.611	57	40.782	1:27.962	8	52.347	1:29.819	57	48.138	1:27.638	57	52.315	1:28.124
57	36.420	1:27.373	69	41.759	1:28.067				8	57.446	1:29.441	8	1:02.440	1:28.941
69	37.292	1:28.641	8	46.093	1:34.135									
85	1:11.412	1:33.268	85	1:20.314	1:32.502									

MSA British Superkart

RACE CLASSIFICATION - RACE 5 (ROUND 9)

POS	NO	CL	DRIVER	NAT	CAR	TIME	LAPS	GAP	MPH	BEST
1	1		Gavin BENNETT		Anderson/Honda	13:59.682	10		91.19	1:23.180
2	0		Carl HULME			14:01.711	10	2.029	90.97	1:22.601
3	2		Lee HARPAM		PVP/Honda	14:09.665	10	9.983	90.12	1:23.672
4	00		Trevor ROBERTS		Anderson/Honda	14:17.017	10	17.335	89.34	1:24.522
5	7		Derek CHARLTON		Anderson/Honda	14:19.028	10	19.346	89.13	1:24.758
6	71		Don KENNEDY		ADE/Honda	14:22.893	10	23.211	88.73	1:24.616
7	4		Steve BRIGGS		Anderson/Honda	14:24.142	10	24.460	88.61	1:24.099
8	25		Mark GILLIBRAND		Anderson/Honda	14:24.527	10	24.845	88.57	1:24.778
9	54		Stephen SHIPLEY		F1/Honda	14:25.894	10	26.212	88.43	1:25.306
10	104		Dave HARVEY		Anderson/Rotax	14:27.790	10	28.108	88.23	1:24.961
11	9		Jason DREDGE		Jade/Honda	14:28.939	10	29.257	88.12	1:24.996
12	69		Simon HOLLOWAY		Anderson/Honda	14:38.844	10	39.162	87.12	1:25.463
13	67		Karl BAXTER		Anderson/Honda	14:40.077	10	40.395	87.00	1:24.918
14	50		Gary ROBINSON		Raider/TM	14:53.602	10	53.920	85.68	1:25.957
15	8	D1	Richard WEAVERS		Anderson/Rotax	15:11.308	10	1:11.626	84.02	1:28.650
16	85		Nick HULL		Anderson/Honda S/S	15:24.870	10	1:25.188	82.79	1:30.218
17	16		Lee SHEPHERD		PVP/Honda	15:31.490	10	1:31.808	82.20	1:26.836
18	45		Paul MACHIN		Anderson/Rotax	15:14.741	9	1 LAP	75.33	1:29.203
NOT CLASSIFIED										
72			Richard DEWART		Anderson/Honda	11:44.926	8	D.N.F.	86.89	1:25.972
5			Matthew BETT		Anderson/Honda	8:36.341	6	D.N.F.	88.97	1:23.476
21			James OREILLY		PVP/Honda	6:21.933	4	D.N.F.	80.19	1:31.356
FASTEST LAP										
0			Carl HULME			1:22.601	2	92.70mph	149.18kph	
8	D1		Richard WEAVERS		Anderson/Rotax	1:28.650	9	86.37mph	139.00kph	

Weather / Track : Sunny / Dry

These results are provisional until the conclusion of any judicial and technical matters.

Croft
Circuit Length = 2.1270 miles.
Start: 12:58 End: 13:12

Clerk of Course:	Stewards:	Timekeeper:
------------------	-----------	-------------

MSA British Superkart

RACE 5 (ROUND 9) - LAP CHART

Lap 1			Lap 2			Lap 3			Lap 4			Lap 5		
No	Behind	Laptime	No	Behind	Laptime	No	Behind	Laptime	No	Behind	Laptime	No	Behind	Laptime
1		1:27.837	0		1:22.601	0		1:22.908	0		1:22.916	0		1:22.669
0	0.551	1:28.388	1	0.259	1:23.411	1	0.531	1:23.180	1	0.866	1:23.251	1	1.382	1:23.185
54	2.233	1:30.070	54	4.518	1:25.437	2	7.077	1:24.064	2	7.851	1:23.690	2	9.295	1:24.113
7	2.971	1:30.808	7	5.517	1:25.698	54	7.117	1:25.507	54	9.507	1:25.306	5	11.584	1:23.901
71	3.290	1:31.127	71	5.649	1:25.511	00	8.039	1:25.232	00	9.645	1:24.522	00	11.702	1:24.726
00	3.478	1:31.315	00	5.715	1:25.389	7	8.172	1:25.563	7	10.288	1:25.032	54	12.506	1:25.668
21	4.253	1:32.090	2	5.921	1:24.259	71	8.647	1:25.906	5	10.352	1:23.967	71	12.970	1:24.616
2	4.814	1:32.651	104	8.499	1:26.790	5	9.301	1:23.476	71	11.023	1:25.292	7	13.148	1:25.529
104	4.861	1:32.698	5	8.733	1:24.913	67	12.602	1:26.460	25	16.246	1:26.257	25	18.962	1:25.385
67	6.078	1:33.915	67	9.050	1:26.124	104	12.701	1:27.110	67	17.479	1:27.793	67	19.728	1:24.918
5	6.972	1:34.809	25	9.769	1:24.981	25	12.905	1:26.044	104	17.664	1:27.879	104	21.067	1:26.072
25	7.940	1:35.777	9	11.139	1:25.926	9	13.282	1:25.051	4	17.984	1:26.638	4	21.315	1:26.000
9	8.365	1:36.202	4	12.368	1:25.149	4	14.262	1:24.802	9	18.037	1:27.671	9	21.528	1:26.160
4	10.371	1:38.208	21	12.457	1:31.356	72	18.944	1:26.888	72	22.298	1:26.270	72	26.242	1:26.613
69	10.436	1:38.273	69	14.239	1:26.955	69	19.551	1:28.220	69	23.350	1:26.715	69	27.388	1:26.707
16	10.814	1:38.651	72	14.964	1:27.221	16	20.487	1:27.723	16	25.106	1:27.535	16	29.273	1:26.836
72	10.895	1:38.732	16	15.672	1:28.010	45	25.194	1:29.661	45	32.805	1:30.527	50	41.561	1:28.059
45	12.113	1:39.950	45	18.441	1:29.480	8	29.785	1:30.610	50	36.171	1:27.441	45	43.691	1:33.555
85	13.566	1:41.403	8	22.083	1:29.790	21	31.545	1:41.996	8	37.786	1:30.917	8	45.385	1:30.268
8	15.445	1:43.282	85	23.202	1:32.788	50	31.646	1:26.896	85	42.147	1:32.075	85	51.176	1:31.698
50	18.391	1:46.228P	50	27.658	1:32.419	85	32.988	1:32.694	21	45.120	1:36.491P			

Weather / Track : Sunny / Dry

MSA British Superkart

RACE 5 (ROUND 9) - LAP CHART

(contd.)

Lap 6			Lap 7			Lap 8			Lap 9			Lap 10		
No	Behind	Laptime	No	Behind	Laptime	No	Behind	Laptime	No	Behind	Laptime	No	Behind	Laptime
0		1:23.120	0		1:23.272	0		1:23.140	0		1:23.133	1		1:23.696
1	1.584	1:23.322	1	2.198	1:23.886	1	2.868	1:23.810	1	3.839	1:24.104	0	2.029	1:29.564
2	9.883	1:23.708	2	10.652	1:24.041	2	11.184	1:23.672	2	12.442	1:24.391	2	9.983	1:25.076
5	13.739	1:25.275	00	15.418	1:24.920	00	17.526	1:25.248	00	19.701	1:25.308	00	17.335	1:25.169
00	13.770	1:25.188	71	17.672	1:26.021	7	20.151	1:25.282	7	21.776	1:24.758	7	19.346	1:25.105
71	14.923	1:25.073	7	18.009	1:25.836	71	20.269	1:25.737	71	23.624	1:26.488	71	23.211	1:27.122
7	15.445	1:25.417	54	18.570	1:26.116	54	22.597	1:27.167	54	26.386	1:26.922	4	24.460	1:25.046
54	15.726	1:26.340	25	23.461	1:25.812	25	25.439	1:25.118	4	26.949	1:24.099	25	24.845	1:25.296
25	20.921	1:25.079	4	24.287	1:24.980	4	25.983	1:24.836	25	27.084	1:24.778	54	26.212	1:27.361
67	21.652	1:25.044	67	24.799	1:26.419	67	27.251	1:25.592	104	30.177	1:25.664	104	28.108	1:25.466
4	22.579	1:24.384	104	25.825	1:25.676	104	27.646	1:24.961	67	30.313	1:26.195	9	29.257	1:26.360
104	23.421	1:25.474	9	25.895	1:24.996	9	28.201	1:25.446	9	30.432	1:25.364	69	39.162	1:27.401
9	24.171	1:25.763	72	32.016	1:26.194	72	35.912	1:27.036	69	39.296	1:26.333	67	40.395	1:37.617
72	29.094	1:25.972	69	32.766	1:25.463	69	36.096	1:26.470	50	54.961	1:26.692	50	53.920	1:26.494
69	30.575	1:26.307	16	43.250	1:32.472	50	51.402	1:26.996	8	1:10.355	1:28.650	8	1:11.626	1:28.806
16	34.050	1:27.897	50	47.546	1:26.420	16	57.783	1:37.673	45	1 LAP	1:30.634	45	1 LAP	1:29.203
50	44.398	1:25.957	8	57.981	1:29.527	8	1:04.838	1:29.997	16	1:19.226	1:44.576	85	1:25.188	1:30.624
8	51.726	1:29.461	85	1:07.556	1:31.021	45	1 LAP	2:45.499	85	1:22.099	1:30.598	16	1:31.808	1:40.117
85	59.807	1:31.751				85	1:14.634	1:30.218						
45	1:06.803	1:46.232P												

Weather / Track : Sunny / Dry

msttiming.com

Page 2 of 2

Croft
Circuit Length = 2.1270 miles.
Start: 12:58 End: 13:12

Printed - 13:15 Sunday, 10 September 2006

PlayStation2 Ginetta GT Junior Championship

TEST SESSION

POS	NO	CL	DRIVER	NAT	CAR	TIME	LAPS	GAP	MPH
1	7		Henry SURTEES		Ginetta G20 GT4 Coupe	1:44.240	14		73.45
2	11		Jordan WILLIAMS		Ginetta G20 GT4 Coupe	1:44.242	17	0.002	73.45
3	66		Dominic LAKEMAN-PETT		Ginetta G20 GT4 Coupe	1:44.995	15	0.755	72.92
4	4		Robert GAFFNEY		Ginetta G20 GT4 Coupe	1:45.767	16	1.527	72.39
5	2		Graham CARROLL		Ginetta G20 GT4 Coupe	1:46.050	5	1.810	72.20
6	10		Tom SHARP		Ginetta G20 GT4 Coupe	1:46.158	14	1.918	72.13
7	20		Daniel LADDIMAN		Ginetta G20 GT4 Coupe	1:47.200	16	2.960	71.42
8	8		James JEFFERSON		Ginetta G20 GT4 Coupe	1:47.229	11	2.989	71.41
9	9		Jade EDWARDS		Ginetta G20 GT4 Coupe	1:47.516	15	3.276	71.21
10	91		Fergus WALKINSHAW		Ginetta G20 GT4 Coupe	1:48.612	13	4.372	70.50
11	34		Christopher CLAYTON		Ginetta G20 GT4 Coupe	1:48.981	14	4.741	70.26
12	19		Ashley BIRD		Ginetta G20 GT4 Coupe	1:50.483	15	6.243	69.30
13	51		Stephen RUSSELL		Ginetta G20 GT4 Coupe	1:54.319	14	10.079	66.98
14	28		Geroge RICHARDSON		Ginetta G20 GT4 Coupe	1:57.155	15	12.915	65.36
15	5		James HARRISON		Ginetta G20 GT4 Coupe	16:34.188	1	14:49.948	7.70

Weather / Track : Sunny / Dry

These results are provisional until the conclusion of any judicial and technical matters.

Croft

Circuit Length = 2.1270 miles.

Start: 11:23 End: 11:53

Clerk of Course:	Stewards:	Timekeeper:
------------------	-----------	-------------

PlayStation2 Ginetta GT Junior Championship

TEST SESSION

2	Graham CARROLL	Ginetta G20 GT4 Coupe		
1 - X:00.000				
2 - 1:48.171				
3 - 1:46.637				
4 - 1:46.050				
5 - 1:50.592				
4	Robert GAFFNEY	Ginetta G20 GT4 Coupe		
1 - X:00.000 6 - 1:45.836 11 - 3:43.689 16 - 1:46.360				
2 - 1:46.083 7 - 1:46.302 12 - 1:45.908				
3 - 1:46.740 8 - 1:45.767 13 - 1:46.274				
4 - 1:46.100 9 - 1:46.049 14 - 1:46.862				
5 - 1:48.066 10 - 1:59.947P 15 - 1:46.373				
5	James HARRISON	Ginetta G20 GT4 Coupe		
1 - X:00.000				
7	Henry SURTEES	Ginetta G20 GT4 Coupe		
1 - X:00.000 6 - 1:54.773P 11 - 1:47.458				
2 - 1:46.732 7 - 6:44.347 12 - 1:45.172				
3 - 1:54.577 8 - 1:44.240 13 - 1:45.001				
4 - 1:45.298 9 - 1:46.542 14 - 1:44.845				
5 - 1:51.834 10 - 1:45.618				
8	James JEFFERSON	Ginetta G20 GT4 Coupe		
1 - X:00.000 6 - 1:50.533 11 - 1:47.998				
2 - 1:55.073 7 - 1:48.840				
3 - 1:50.801 8 - 1:48.618				
4 - X:00.000P 9 - 1:47.229				
5 - 2:03.713 10 - 1:47.912				
9	Jade EDWARDS	Ginetta G20 GT4 Coupe		
1 - X:00.000 6 - 1:51.092 11 - 1:48.397				
2 - 1:50.356 7 - 1:59.893P 12 - 1:47.802				
3 - 1:56.014P 8 - 3:00.369 13 - 1:51.861				
4 - 3:42.309 9 - 1:48.412 14 - 1:48.881				
5 - 1:47.516 10 - 1:48.518 15 - 1:48.516				
10	Tom SHARP	Ginetta G20 GT4 Coupe		
1 - X:00.000 6 - 1:46.158 11 - 2:02.751P				
2 - 1:47.199 7 - 1:52.716P 12 - 3:27.402				
3 - 1:47.865 8 - 5:00.072 13 - 1:49.123				
4 - 1:46.188 9 - 1:50.897 14 - 1:46.742				
5 - 1:47.455 10 - 1:52.021				

PlayStation2 Ginetta GT Junior Championship

TEST SESSION

(contd.)

11	Jordan WILLIAMS	Ginetta G20 GT4 Coupe			
1 - X:00.000	6 - 1:44.293	11 - 1:44.657	16 - 1:44.869		
2 - 1:52.645	7 - 1:46.985	12 - 1:45.000	17 - 1:44.562		
3 - 1:54.903	8 - 1:53.069	13 - 1:45.031			
4 - 1:45.438	9 - 1:56.123	14 - 1:44.587			
5 - 1:45.949	10 - 1:57.878	15 - 1:44.242			
19	Ashley BIRD	Ginetta G20 GT4 Coupe			
1 - X:00.000	6 - 1:55.034	11 - 1:54.087			
2 - 3:19.591P	7 - 1:57.481	12 - 1:53.752			
3 - 2:18.955	8 - 2:06.699	13 - 1:51.912			
4 - 1:50.483	9 - 2:04.027	14 - 1:52.373			
5 - 1:50.571	10 - 1:52.424	15 - 1:51.021			
20	Daniel LADDIMAN	Ginetta G20 GT4 Coupe			
1 - X:00.000	6 - 1:49.563	11 - 1:55.093P	16 - 1:47.424		
2 - 1:49.740	7 - 1:52.702	12 - 3:15.276			
3 - 1:49.248	8 - 1:53.792	13 - 1:48.852			
4 - 1:49.166	9 - 1:49.758	14 - 1:47.343			
5 - 1:48.029	10 - 1:47.441	15 - 1:47.200			
28	Geroge RICHARDSON	Ginetta G20 GT4 Coupe			
1 - X:00.000	6 - 2:01.331	11 - 2:00.439			
2 - 2:09.916	7 - 2:02.222	12 - 2:03.628			
3 - 2:07.257	8 - 2:01.099	13 - 1:59.243			
4 - 2:05.474	9 - 1:59.080	14 - 2:00.584			
5 - 2:01.101	10 - 2:00.309	15 - 1:57.155			
34	Christopher CLAYTON	Ginetta G20 GT4 Coupe			
1 - X:00.000	6 - 1:51.235	11 - 2:50.398			
2 - 1:51.463	7 - 1:50.966	12 - 1:49.456			
3 - 1:53.200	8 - 1:49.034	13 - 1:49.306			
4 - 1:49.685	9 - 1:53.445	14 - 1:59.617P			
5 - 1:48.981	10 - 2:01.046P				
51	Stephen RUSSELL	Ginetta G20 GT4 Coupe			
1 - X:00.000	6 - 2:14.223P	11 - 1:55.582			
2 - 2:10.030	7 - 4:05.684	12 - 1:56.050			
3 - 2:06.817	8 - 2:01.486	13 - 1:54.662			
4 - 2:04.614	9 - 1:56.710	14 - 1:54.319			
5 - 1:57.236	10 - 1:55.540				
66	Dominic LAKEMAN-PETT	Ginetta G20 GT4 Coupe			
1 - X:00.000	6 - 1:44.995	11 - 1:45.060			
2 - 1:47.775	7 - 1:46.208	12 - 1:45.268			
3 - 1:54.186P	8 - 1:45.553	13 - 1:45.828			
4 - 3:39.985	9 - 2:08.339P	14 - 1:45.205			
5 - 1:45.890	10 - 3:37.130	15 - 1:56.524			

Weather / Track : Sunny / Dry

msttiming.com

Page 2 of 3

Croft
Circuit Length = 2.1270 miles.
Start: 11:23 End: 11:53

Printed - 11:57 Saturday, 09 September 2006

PlayStation2 Ginetta GT Junior Championship TEST SESSION

(contd.)

91	Fergus WALKINSHAW	Ginetta G20 GT4 Coupe		
1 - X:00.000	6 - 8:21.316	11 - 1:49.026		
2 - 1:51.458	7 - 1:48.827	12 - 1:54.941		
3 - 1:50.151	8 - 1:49.065	13 - 1:48.612		
4 - 1:49.189	9 - 1:52.369			
5 - 2:00.951P	10 - 1:49.081			

Weather / Track : Sunny / Dry

msttiming.com

Page 3 of 3

Croft
Circuit Length = 2.1270 miles.
Start: 11:23 End: 11:53

Printed - 11:57 Saturday, 09 September 2006

PlayStation2 Ginetta GT Junior Championship

QUALIFYING - RACE 6 & 12

POS	NO	CL	DRIVER	NAT	CAR	TIME	LAPS	GAP	MPH
1	11		Jordan WILLIAMS		Ginetta G20 GT4 Coupe	1:44.196	12		73.48
2	7		Henry SURTEES		Ginetta G20 GT4 Coupe	1:44.406	11	0.210	73.34
3	66		Dominic LAKEMAN-PETT		Ginetta G20 GT4 Coupe	1:44.848	12	0.652	73.03
4	5		James HARRISON		Ginetta G20 GT4 Coupe	1:44.958	11	0.762	72.95
5	4		Robert GAFFNEY		Ginetta G20 GT4 Coupe	1:45.251	12	1.055	72.75
6	2		Graham CARROLL		Ginetta G20 GT4 Coupe	1:45.562	12	1.366	72.53
7	8		James JEFFERSON		Ginetta G20 GT4 Coupe	1:46.318	10	2.122	72.02
8	20		Daniel LADDIMAN		Ginetta G20 GT4 Coupe	1:46.345	11	2.149	72.00
9	10		Tom SHARP		Ginetta G20 GT4 Coupe	1:46.830	11	2.634	71.67
10	91		Fergus WALKINSHAW		Ginetta G20 GT4 Coupe	1:47.479	11	3.283	71.24
11	9		Jade EDWARDS		Ginetta G20 GT4 Coupe	1:48.261	11	4.065	70.72
12	34		Christopher CLAYTON		Ginetta G20 GT4 Coupe	1:49.258	11	5.062	70.08
13	19		Ashley BIRD		Ginetta G20 GT4 Coupe	1:50.745	11	6.549	69.14
14	51		Stephen RUSSELL		Ginetta G20 GT4 Coupe	1:52.620	10	8.424	67.99
15	28		Geroge RICHARDSON		Ginetta G20 GT4 Coupe	1:54.140	11	9.944	67.08

Weather / Track : Sunny / Dry

These results are provisional until the conclusion of any judicial and technical matters.

Croft

Circuit Length = 2.1270 miles.

Start: 15:02 End: 15:22

Clerk of Course:	Stewards:	Timekeeper:
------------------	-----------	-------------

PlayStation2 Ginetta GT Junior Championship

LAP ANALYSIS - QUALIFYING - RACE 6 & 12

2	Graham CARROLL	Ginetta G20 GT4 Coupe	
1 - X:00.000	6 - 1:46.272	11 - 1:45.562	
2 - 1:48.006	7 - 1:47.949	12 - 1:46.794	
3 - 1:47.118	8 - 1:46.032		
4 - 1:46.823	9 - 1:54.456		
5 - 1:46.256	10 - 1:45.895		
4	Robert GAFFNEY	Ginetta G20 GT4 Coupe	
1 - X:00.000	6 - 1:46.592	11 - 1:45.251	
2 - 1:46.330	7 - 1:45.272	12 - 1:45.874	
3 - 1:46.662	8 - 1:45.822		
4 - 1:46.434	9 - 1:45.535		
5 - 1:45.931	10 - 1:45.444		
5	James HARRISON	Ginetta G20 GT4 Coupe	
1 - X:00.000	6 - 1:46.533	11 - 1:50.731	
2 - 1:50.617	7 - 1:46.552		
3 - 1:44.958	8 - 2:11.745P		
4 - 1:45.129	9 - 1:58.178		
5 - 1:45.186	10 - 1:46.211		
7	Henry SURTEES	Ginetta G20 GT4 Coupe	
1 - X:00.000	6 - 1:44.406	11 - 2:02.705	
2 - 1:49.018	7 - 1:46.913		
3 - 1:44.555	8 - 1:53.110		
4 - 1:44.766	9 - 1:44.659		
5 - 1:50.158	10 - 1:45.089		
8	James JEFFERSON	Ginetta G20 GT4 Coupe	
1 - X:00.000	6 - 1:46.318		
2 - 2:03.150P	7 - 1:46.853		
3 - 1:59.253	8 - 1:46.727		
4 - 1:47.246	9 - 1:47.813		
5 - 1:47.514	10 - 1:46.495		
9	Jade EDWARDS	Ginetta G20 GT4 Coupe	
1 - X:00.000	6 - 1:48.261	11 - 1:49.727	
2 - 1:48.516	7 - 1:48.370		
3 - 1:49.419	8 - 1:48.890		
4 - 1:49.331	9 - 2:50.939P		
5 - 1:49.463	10 - 2:05.988		
10	Tom SHARP	Ginetta G20 GT4 Coupe	
1 - X:00.000	6 - 1:46.830	11 - 1:47.680	
2 - 1:47.701	7 - 1:48.452		
3 - 1:47.550	8 - 1:52.030		
4 - 1:46.950	9 - 1:51.125		
5 - 1:47.219	10 - 1:47.525		

Weather / Track : Sunny / Dry

PlayStation2 Ginetta GT Junior Championship
LAP ANALYSIS - QUALIFYING - RACE 6 & 12
 (contd.)

11	Jordan WILLIAMS	Ginetta G20 GT4 Coupe
1 - X:00.000	6 - 1:44.806	11 - 1:44.321
2 - 1:44.464	7 - 1:44.196	12 - 1:44.803
3 - 1:44.204	8 - 1:44.547	
4 - 1:44.401	9 - 1:44.336	
5 - 1:44.278	10 - 1:45.611	
19	Ashley BIRD	Ginetta G20 GT4 Coupe
1 - X:00.000	6 - 1:51.138	11 - 1:50.790
2 - 1:55.979	7 - 2:02.330	
3 - 1:58.387	8 - 1:52.131	
4 - 1:57.841	9 - 1:51.826	
5 - 1:51.713	10 - 1:50.745	
20	Daniel LADDIMAN	Ginetta G20 GT4 Coupe
1 - X:00.000	6 - 1:47.405	11 - 1:46.952
2 - 1:49.105	7 - 1:47.249	
3 - 1:48.152	8 - 1:47.164	
4 - 1:47.839	9 - 1:47.377	
5 - 1:49.089	10 - 1:46.345	
28	Geroge RICHARDSON	Ginetta G20 GT4 Coupe
1 - X:00.000	6 - 1:56.502	11 - 1:55.379
2 - 1:59.640	7 - 1:55.675	
3 - 1:57.196	8 - 2:02.538	
4 - 1:58.119	9 - 1:54.953	
5 - 1:57.445	10 - 1:54.140	
34	Christopher CLAYTON	Ginetta G20 GT4 Coupe
1 - X:00.000	6 - 1:50.438	11 - 1:53.695
2 - 1:53.909	7 - 1:49.768	
3 - 1:56.235	8 - 1:49.371	
4 - 1:53.691	9 - 1:49.258	
5 - 1:50.420	10 - 1:54.008	
51	Stephen RUSSELL	Ginetta G20 GT4 Coupe
1 - X:00.000	6 - 2:05.702P	
2 - 1:57.045	7 - 3:34.711	
3 - 1:54.320	8 - 1:52.620	
4 - 1:51.936D	9 - 1:53.709	
5 - 1:53.568	10 - 1:55.230	
66	Dominic LAKEMAN-PETT	Ginetta G20 GT4 Coupe
1 - X:00.000	6 - 1:46.571	11 - 1:44.848
2 - 1:46.265	7 - 1:44.956	12 - 1:45.957
3 - 1:45.543	8 - 1:45.950	
4 - 1:45.944	9 - 1:45.928	
5 - 1:57.207	10 - 1:45.773	


Weather / Track : Sunny / Dry

PlayStation2 Ginetta GT Junior Championship
LAP ANALYSIS - QUALIFYING - RACE 6 & 12
(contd.)

91	Fergus WALKINSHAW	Ginetta G20 GT4 Coupe	
1 - X:00.000	6 - 1:47.661	11 - 1:47.779	
2 - 1:53.090	7 - 1:48.664		
3 - 1:48.273	8 - 1:48.103		
4 - 1:48.588	9 - 1:48.138		
5 - 1:47.649	10 - 1:47.479		

PlayStation2 Ginetta GT Junior Championship

GRID - RACE 6

ROW 8	1:54.140	28	RICHARDSON	
ROW 7	1:50.745	19	BIRD	1:52.620 51 RUSSELL
ROW 6	1:48.261	9	EDWARDS	1:49.258 34 CLAYTON
ROW 5	1:46.830	10	SHARP	1:47.479 91 WALKINSHAW
ROW 4	1:46.318	8	JEFFERSON	1:46.345 20 LADDIMAN
ROW 3	1:45.251	4	GAFFNEY	1:45.562 2 CARROLL
ROW 2	1:44.848	66	LAKEMAN-PETT	1:44.958 5 HARRISON
ROW 1	1:44.196	11	WILLIAMS	1:44.406 7 SURTEES
POLE				
				

Weather / Track : Sunny / Dry

These results are provisional until the conclusion of any judicial and technical matters.

Croft
Circuit Length = 2.1270 miles.
Start: 15:02 End: 15:22

Clerk of Course:

Stewards:

Timekeeper:

PlayStation2 Ginetta GT Junior Championship

RACE CLASSIFICATION - RACE 6

POS	NO	CL	DRIVER	NAT	CAR	TIME	LAPS	GAP	MPH	BEST
1	5		James HARRISON		Ginetta G20 GT4 Coupe	20:59.219	12		72.97	1:44.081
2	7		Henry SURTEES		Ginetta G20 GT4 Coupe	21:00.941	12	1.722	72.87	1:43.788
3	4		Robert GAFFNEY		Ginetta G20 GT4 Coupe	21:21.996	12	22.777	71.67	1:45.416
4	8		James JEFFERSON		Ginetta G20 GT4 Coupe	21:22.643	12	23.424	71.63	1:45.171
5	66		Dominic LAKEMAN-PETT		Ginetta G20 GT4 Coupe	21:22.885	12	23.666	71.62	1:44.636
6	20		Daniel LADDIMAN		Ginetta G20 GT4 Coupe	21:23.708	12	24.489	71.57	1:45.594
7	2		Graham CARROLL		Ginetta G20 GT4 Coupe	21:24.804	12	25.585	71.51	1:45.442
8	10		Tom SHARP		Ginetta G20 GT4 Coupe	21:39.306	12	40.087	70.72	1:45.266
9	9		Jade EDWARDS		Ginetta G20 GT4 Coupe	22:03.622	12	1:04.403	69.42	1:47.520
10	19		Ashley BIRD		Ginetta G20 GT4 Coupe	22:18.944	12	1:19.725	68.62	1:48.951
11	91		Fergus WALKINSHAW		Ginetta G20 GT4 Coupe	22:20.315	12	1:21.096	68.55	1:46.570
12	34		Christopher CLAYTON		Ginetta G20 GT4 Coupe	22:28.873	12	1:29.654	68.12	1:49.152
13	28		Geroge RICHARDSON		Ginetta G20 GT4 Coupe	22:58.396	12	1:59.177	66.66	1:48.948
14	51		Stephen RUSSELL		Ginetta G20 GT4 Coupe	21:12.500	11	1 LAP	66.19	1:51.871
NOT CLASSIFIED										
	11		Jordan WILLIAMS		Ginetta G20 GT4 Coupe	19:13.052	11	D.N.F.	73.04	1:43.676
FASTEST LAP										
	11		Jordan WILLIAMS		Ginetta G20 GT4 Coupe	1:43.676	4	73.85mph	118.86kph	

Weather / Track : Sunny / Dry

These results are provisional until the conclusion of any judicial and technical matters.

Croft

Circuit Length = 2.1270 miles.

Start: 13:26 End: 13:46

Clerk of Course:	Stewards:	Timekeeper:
------------------	-----------	-------------

PlayStation2 Ginetta GT Junior Championship

RACE CLASSIFICATION - RACE 6 - Amended

POS	NO	CL	DRIVER	NAT	CAR	TIME	LAPS	GAP	MPH	BEST
1	5		James HARRISON		Ginetta G20 GT4 Coupe	20:59.219	12		72.97	1:44.081
2	4		Robert GAFFNEY		Ginetta G20 GT4 Coupe	21:21.996	12	22.777	71.67	1:45.416
3	8		James JEFFERSON		Ginetta G20 GT4 Coupe	21:22.643	12	23.424	71.63	1:45.171
4	66		Dominic LAKEMAN-PETT		Ginetta G20 GT4 Coupe	21:22.885	12	23.666	71.62	1:44.636
5	20		Daniel LADDIMAN		Ginetta G20 GT4 Coupe	21:23.708	12	24.489	71.57	1:45.594
6	2		Graham CARROLL		Ginetta G20 GT4 Coupe	21:24.804	12	25.585	71.51	1:45.442
7	10		Tom SHARP		Ginetta G20 GT4 Coupe	21:39.306	12	40.087	70.72	1:45.266
8	9		Jade EDWARDS		Ginetta G20 GT4 Coupe	22:03.622	12	1:04.403	69.42	1:47.520
9	19		Ashley BIRD		Ginetta G20 GT4 Coupe	22:18.944	12	1:19.725	68.62	1:48.951
10	91		Fergus WALKINSHAW		Ginetta G20 GT4 Coupe	22:20.315	12	1:21.096	68.55	1:46.570
11	34		Christopher CLAYTON		Ginetta G20 GT4 Coupe	22:28.873	12	1:29.654	68.12	1:49.152
12	28		Geroge RICHARDSON		Ginetta G20 GT4 Coupe	22:58.396	12	1:59.177	66.66	1:48.948
13	7		Henry SURTEES		Ginetta G20 GT4 Coupe	23:00.941	12	2:01.722	66.53	1:43.788
14	51		Stephen RUSSELL		Ginetta G20 GT4 Coupe	21:12.500	11	1 LAP	66.19	1:51.871
NOT CLASSIFIED										
	11		Jordan WILLIAMS		Ginetta G20 GT4 Coupe	19:13.052	11	D.N.F.	73.04	1:43.676
FASTEST LAP										
	11		Jordan WILLIAMS		Ginetta G20 GT4 Coupe	1:43.676	4	73.85mph	118.86kph	

Car 7 - 2 minute penalty C5.4.9 Unfair Advantage

Weather / Track : Sunny / Dry

These results are provisional until the conclusion of any judicial and technical matters.

Croft

Circuit Length = 2.1270 miles.

Start: 13:26 End: 13:46

Clerk of Course:	Stewards:	Timekeeper:
------------------	-----------	-------------

PlayStation2 Ginetta GT Junior Championship

RACE 6 - LAP CHART

Lap 1			Lap 2			Lap 3			Lap 4			Lap 5		
No	Behind	Laptime	No	Behind	Laptime	No	Behind	Laptime	No	Behind	Laptime	No	Behind	Laptime
7		1:49.956	11		1:44.769	11		1:44.261	11		1:43.676	11		1:43.898
11	0.889	1:50.845	7	0.245	1:45.903	7	0.266	1:44.282	7	0.968	1:44.378	7	1.037	1:43.967
5	1.319	1:51.275	5	0.630	1:44.969	5	1.021	1:44.652	5	1.535	1:44.190	5	2.003	1:44.366
4	2.160	1:52.116	4	1.966	1:45.464	4	3.121	1:45.416	4	5.356	1:45.911	4	7.030	1:45.572
20	2.664	1:52.620	20	2.614	1:45.608	10	5.418	1:46.139	10	7.524	1:45.782	20	10.617	1:45.631
66	2.780	1:52.736	66	2.833	1:45.711	8	6.388	1:45.980	8	7.883	1:45.171	8	10.654	1:46.669
2	3.172	1:53.128	10	3.540	1:45.266	20	6.966	1:48.613	20	8.884	1:45.594	2	11.397	1:45.454
10	3.932	1:53.888	8	4.669	1:45.937	2	7.905	1:47.178	2	9.841	1:45.612	10	11.475	1:47.849
8	4.390	1:54.346	2	4.988	1:47.474	91	8.961	1:46.570	91	12.281	1:46.996	66	18.503	1:45.245
91	5.396	1:55.352	91	6.652	1:46.914	66	14.817	1:56.245	66	17.156	1:46.015	91	27.259	1:58.876
19	6.886	1:56.842	19	10.985	1:49.757	19	17.118	1:50.394	19	22.878	1:49.436	9	37.297	1:47.520
28	13.492	2:03.448	28	21.796	1:53.962	9	29.291	1:50.177	9	33.675	1:48.060	19	41.498	2:02.518
51	14.951	2:04.907	9	23.375	1:48.578	28	30.364	1:52.829	28	38.553	1:51.865	28	46.552	1:51.897
9	20.455	2:10.411	34	29.164	1:51.908	34	36.101	1:51.198	34	43.288	1:50.863	34	48.943	1:49.553
34	22.914	2:12.870	51	35.428	2:06.135	51	44.848	1:53.681	51	54.540	1:53.368	51	1:02.513	1:51.871

Weather / Track : Sunny / Dry

msttiming.com

Page 1 of 3

Croft
Circuit Length = 2.1270 miles.
Start: 13:26 End: 13:46

Printed - 13:50 Sunday, 10 September 2006

PlayStation2 Ginetta GT Junior Championship

RACE 6 - LAP CHART

(contd.)

Lap 6			Lap 7			Lap 8			Lap 9			Lap 10		
No	Behind	Laptime	No	Behind	Laptime	No	Behind	Laptime	No	Behind	Laptime	No	Behind	Laptime
11		1:43.920	11		1:44.189	11		1:44.305	11		1:44.254	11		1:44.193
7	1.484	1:44.367	7	1.379	1:44.084	7	1.229	1:44.155	7	1.355	1:44.380	7	1.136	1:43.974
5	2.244	1:44.161	5	2.328	1:44.273	5	2.330	1:44.307	5	2.157	1:44.081	5	2.058	1:44.094
4	8.995	1:45.885	4	10.589	1:45.783	4	12.030	1:45.746	4	13.642	1:45.866	4	20.929	1:51.480
8	13.500	1:46.766	8	15.095	1:45.784	8	17.361	1:46.571	20	19.167	1:45.726	20	21.126	1:46.152
20	13.816	1:47.119	20	15.650	1:46.023	20	17.695	1:46.350	8	20.367	1:47.260	8	21.918	1:45.744
2	13.909	1:46.432	10	16.638	1:46.589	10	17.952	1:45.619	66	23.251	1:45.500	66	23.916	1:44.858
10	14.238	1:46.683	2	16.656	1:46.936	2	18.291	1:45.940	2	23.799	1:49.762	2	25.048	1:45.442
66	19.809	1:45.226	66	20.822	1:45.202	66	22.005	1:45.488	10	30.564	1:56.866	10	33.088	1:46.717
91	30.853	1:47.514	91	34.527	1:47.863	91	37.696	1:47.474	91	40.745	1:47.303	91	58.231	2:01.679P
9	41.208	1:47.831	9	44.791	1:47.772	9	48.372	1:47.886	9	52.883	1:48.765	9	57.517	1:48.827
19	49.133	1:51.555	19	54.948	1:50.004	19	1:00.606	1:49.963	19	1:05.303	1:48.951	19	1:11.301	1:50.191
28	52.577	1:49.945	28	58.519	1:50.131	34	1:06.244	1:51.290	28	1:13.683	1:49.971	28	1:19.204	1:49.714
34	54.296	1:49.273	34	59.259	1:49.152	28	1:07.966	1:53.752	34	1:14.011	1:52.021	34	1:19.646	1:49.828
51	1:10.975	1:52.382	51	1:19.134	1:52.348	51	1:28.616	1:53.787	51	1:37.194	1:52.832			

Weather / Track : Sunny / Dry

msttiming.com

Page 2 of 3

Croft
Circuit Length = 2.1270 miles.
Start: 13:26 End: 13:46

Printed - 13:50 Sunday, 10 September 2006

PlayStation2 Ginetta GT Junior Championship

RACE 6 - LAP CHART

(contd.)

Lap 11			Lap 12			Lap 13			Lap 14			Lap 15		
No	Behind	Laptime	No	Behind	Laptime	No	Behind	Laptime	No	Behind	Laptime	No	Behind	Laptime
11		1:44.742	5		1:44.529									
7	0.182	1:43.788	7	1.722	1:47.707									
5	1.638	1:44.322	51	1 LAP	1:54.577									
51	1 LAP	1:56.612	4	22.777	1:46.610									
4	22.334	1:46.147	8	23.424	1:46.477									
8	23.114	1:45.938	66	23.666	1:46.023									
20	23.563	1:47.179	20	24.489	1:47.093									
66	23.810	1:44.636	2	25.585	1:45.849									
2	25.903	1:45.597	10	40.087	1:50.257									
10	35.997	1:47.651	9	1:04.403	1:48.753									
9	1:01.817	1:49.042	19	1:19.725	1:49.893									
19	1:15.999	1:49.440	91	1:21.096	1:47.801									
91	1:19.462	2:05.973	34	1:29.654	1:51.422									
28	1:23.410	1:48.948	28	1:59.177	2:21.934									
34	1:24.399	1:49.495												

Weather / Track : Sunny / Dry

msttiming.com


Page 3 of 3

Croft
Circuit Length = 2.1270 miles.
Start: 13:26 End: 13:46

Printed - 13:50 Sunday, 10 September 2006

PlayStation2 Ginetta GT Junior Championship

GRID - RACE 12

ROW 8	1:54.953	28	RICHARDSON	
ROW 7	1:50.790	19	BIRD	57 RUSSELL
ROW 6	1:48.370	9	EDWARDS	34 CLAYTON
ROW 5	1:46.952	20	LADDIMAN	91 WALKINSHAW
ROW 4	1:46.495	8	JEFFERSON	10 SHARP
ROW 3	1:45.272	4	GAFFNEY	2 CARROLL
ROW 2	1:44.956	66	LAKEMAN-PETT	5 HARRISON
ROW 1	1:44.204	11	WILLIAMS	7 SURTEES
POLE				
				

Weather / Track : Sunny / Dry

These results are provisional until the conclusion of any judicial and technical matters.

Croft
Circuit Length = 2.1270 miles.
Start: 15:02 End: 15:22

Clerk of Course:

Stewards:

Timekeeper:

PlayStation2 Ginetta GT Junior Championship

RACE CLASSIFICATION - RACE 12

POS	NO	CL	DRIVER	NAT	CAR	TIME	LAPS	GAP	MPH	BEST
1	11		Jordan WILLIAMS		Ginetta G20 GT4 Coupe	19:17.021	11		72.79	1:44.037
2	4		Robert GAFFNEY		Ginetta G20 GT4 Coupe	19:23.221	11	6.200	72.41	1:44.283
3	2		Graham CARROLL		Ginetta G20 GT4 Coupe	19:23.896	11	6.875	72.36	1:44.379
4	5		James HARRISON		Ginetta G20 GT4 Coupe	19:24.102	11	7.081	72.35	1:44.379
5	20		Daniel LADDIMAN		Ginetta G20 GT4 Coupe	19:29.499	11	12.478	72.02	1:44.078
6	9		Jade EDWARDS		Ginetta G20 GT4 Coupe	20:01.554	11	44.533	70.10	1:47.260
7	66		Dominic LAKEMAN-PETT		Ginetta G20 GT4 Coupe	20:02.832	11	45.811	70.02	1:45.187
8	91		Fergus WALKINSHAW		Ginetta G20 GT4 Coupe	20:03.054	11	46.033	70.01	1:46.445
9	8		James JEFFERSON		Ginetta G20 GT4 Coupe	20:03.334	11	46.313	69.99	1:45.874
10	10		Tom SHARP		Ginetta G20 GT4 Coupe	20:16.552	11	59.531	69.23	1:44.980
11	34		Christopher CLAYTON		Ginetta G20 GT4 Coupe	20:21.248	11	1:04.227	68.97	1:48.758
12	19		Ashley BIRD		Ginetta G20 GT4 Coupe	20:27.396	11	1:10.375	68.62	1:49.127
13	28		Geroge RICHARDSON		Ginetta G20 GT4 Coupe	20:38.587	11	1:21.566	68.00	1:49.480
14	7		Henry SURTEES		Ginetta G20 GT4 Coupe	20:47.666	11	1:30.645	67.50	1:44.113
15	57		Phillip RUSSELL		Ginetta G20 GT4 Coupe	20:05.462	9	2 LAPS	57.16	1:55.834
FASTEST LAP										
11			Jordan WILLIAMS		Ginetta G20 GT4 Coupe	1:44.037	5	73.60mph	118.44kph	

Weather / Track : Sunny / Dry

These results are provisional until the conclusion of any judicial and technical matters.

Croft

Circuit Length = 2.1270 miles.

Start: 17:26 End: 17:46

Clerk of Course:	Stewards:	Timekeeper:
------------------	-----------	-------------

PlayStation2 Ginetta GT Junior Championship

RACE 12 - LAP CHART

Lap 1			Lap 2			Lap 3			Lap 4			Lap 5		
No	Behind	Laptime	No	Behind	Laptime	No	Behind	Laptime	No	Behind	Laptime	No	Behind	Laptime
11		1:52.439	11		1:44.424	11		1:44.162	11		1:44.139	11		1:44.037
5	0.485	1:52.924	5	0.700	1:44.639	5	1.305	1:44.767	5	1.644	1:44.478	5	1.986	1:44.379
4	1.330	1:53.769	4	1.807	1:44.901	7	2.362	1:44.522	7	2.785	1:44.562	7	2.861	1:44.113
66	1.371	1:53.810	7	2.002	1:44.842	4	3.167	1:45.522	4	3.684	1:44.656	4	4.042	1:44.395
7	1.584	1:54.023	66	2.494	1:45.547	2	4.788	1:45.702	2	5.427	1:44.778	2	5.978	1:44.588
2	1.910	1:54.349	2	3.248	1:45.762	20	5.200	1:45.733	20	6.113	1:45.052	20	6.819	1:44.743
20	2.395	1:54.834	20	3.629	1:45.658	10	5.892	1:45.690	10	6.733	1:44.980	9	20.601	1:48.248
10	3.011	1:55.450	10	4.364	1:45.777	9	12.422	1:49.064	9	16.390	1:48.107	10	20.984	1:58.288
9	4.684	1:57.123	9	7.520	1:47.260	91	12.765	1:48.962	91	17.131	1:48.505	8	22.482	1:48.846
91	4.911	1:57.350	91	7.965	1:47.478	66	13.111	1:54.779	66	17.269	1:48.297	91	24.402	1:51.308
19	6.670	1:59.109	8	12.129	1:49.589	8	14.517	1:46.550	8	17.673	1:47.295	66	26.178	1:52.946
8	6.964	1:59.403	19	16.899	1:54.653	19	22.867	1:50.130	19	28.274	1:49.546	19	33.816	1:49.579
34	9.898	2:02.337	34	17.396	1:51.922	34	24.396	1:51.162	34	30.376	1:50.119	34	35.097	1:48.758
28	11.939	2:04.378	28	19.336	1:51.821	28	26.394	1:51.220	28	33.030	1:50.775	28	38.558	1:49.565
57	13.209	2:05.648	57	24.796	1:56.011	57	36.468	1:55.834	57	1:01.983	2:09.654	57	1:43.328	2:25.382P

Weather / Track : Sunny / Dry

PlayStation2 Ginetta GT Junior Championship

RACE 12 - LAP CHART

(contd.)

Lap 6			Lap 7			Lap 8			Lap 9			Lap 10		
No	Behind	Laptime	No	Behind	Laptime	No	Behind	Laptime	No	Behind	Laptime	No	Behind	Laptime
11		1:44.513	11		1:44.445	11		1:44.128	11		1:44.759	11		1:44.905
5	2.042	1:44.569	7	3.980	1:45.925	4	4.990	1:45.064	4	5.345	1:45.114	4	5.631	1:45.191
7	2.500	1:44.152	4	4.054	1:44.687	5	5.348	1:45.050	5	5.675	1:45.086	5	6.019	1:45.249
4	3.812	1:44.283	5	4.426	1:46.829	20	7.296	1:44.467	20	6.615	1:44.078	57	2 LAPS	2:43.078P
2	6.161	1:44.696	2	6.302	1:44.586	2	7.620	1:45.446	2	7.240	1:44.379	20	6.433	1:44.723
20	6.498	1:44.192	20	6.957	1:44.904	7	31.840	2:11.988P	9	36.426	1:48.315	2	7.049	1:44.714
9	24.785	1:48.697	9	29.418	1:49.078	9	32.870	1:47.580	91	39.205	1:50.546	9	39.799	1:48.278
8	25.031	1:47.062	8	29.819	1:49.233	91	33.418	1:47.312	8	40.383	1:47.285	91	40.745	1:46.445
91	26.850	1:46.961	57	1 LAP	2:15.578	8	37.857	1:52.166	66	44.320	1:45.602	8	41.352	1:45.874
66	26.852	1:45.187	91	30.234	1:47.829	10	40.535	1:53.779	10	47.158	1:51.382	66	44.762	1:45.347
10	28.499	1:52.028	10	30.884	1:46.830	66	43.477	1:45.949	19	54.535	1:49.764	10	52.674	1:50.421
19	39.341	1:50.038	66	41.656	1:59.249	19	49.530	1:49.635	34	56.073	1:49.150	19	59.647	1:50.017
34	40.120	1:49.536	19	44.023	1:49.127	34	51.682	1:50.414	28	1:09.786	1:53.280	34	1:00.304	1:49.136
28	43.525	1:49.480	34	45.396	1:49.721	57	1 LAP	2:07.904	7	1:30.733	2:43.652	28	1:15.225	1:50.344
			28	48.979	1:49.899	28	1:01.265	1:56.414				7	1:30.606	1:44.778

Weather / Track : Sunny / Dry

msttiming.com

Page 2 of 3

Croft
Circuit Length = 2.1270 miles.
Start: 17:26 End: 17:46

Printed - 17:49 Sunday, 10 September 2006

PlayStation2 Ginetta GT Junior Championship

RACE 12 - LAP CHART

(contd.)

Lap 11			Lap 12			Lap 13			Lap 14			Lap 15		
No	Behind	Laptime	No	Behind	Laptime	No	Behind	Laptime	No	Behind	Laptime	No	Behind	Laptime
11		1:45.070												
4	6.200	1:45.639												
2	6.875	1:44.896												
5	7.081	1:46.132												
20	12.478	1:51.115												
9	44.533	1:49.804												
66	45.811	1:46.119												
91	46.033	1:50.358												
8	46.313	1:50.031												
57	2 LAPS	2:26.373												
10	59.531	1:51.927												
34	1:04.227	1:48.993												
19	1:10.375	1:55.798												
28	1:21.566	1:51.411												
7	1:30.645	1:45.109												

Weather / Track : Sunny / Dry

msttiming.com

Page 3 of 3

Croft
Circuit Length = 2.1270 miles.
Start: 17:26 End: 17:46

Printed - 17:49 Sunday, 10 September 2006

Mini Miglia Championship

QUALIFYING - RACE 10

POS	NO	CL	DRIVER	NAT	CAR	TIME	LAPS	GAP	MPH
1	21	MI	James HALL		Mini Miglia	1:36.413	9		79.42
2	3	MI	Bill SOLLIS		Bill Built Mini	1:36.555	8	0.142	79.30
3	83	MI	Colin PEACOCK		Mini Miglia	1:36.911	9	0.498	79.01
4	2	MI	Kelly ROGERS		Vickers Mini	1:37.374	9	0.961	78.63
5	7	MI	Ralph SAUNDERS		Mini Miglia	1:38.565	9	2.152	77.68
6	6	MI	Mark SIMS		Mini Miglia	1:39.208	4	2.795	77.18
7	39	MI	Paul WOODBRIDGE		Mini Miglia	1:39.525	8	3.112	76.93
8	69	MI	Tony LE-MAY		Mini Miglia	1:39.897	4	3.484	76.65
9	15	MI	Gordan POCOCK		Mini Miglia	1:40.452	7	4.039	76.22
10	42	MI	Paul SIMMONDS		Mini Miglia	1:40.584	8	4.171	76.12
11	28	MI	Phil LEE		Mini Miglia	1:42.086	9	5.673	75.00
12	17		Steve WHITELEY		Mini Miglia	1:42.196	9	5.783	74.92
13	18		Philip DALE		Mini	1:42.255	8	5.842	74.88
14	33	MI	Paul BAIRD		Mini Miglia	1:42.721	4	6.308	74.54
15	13	MI	Phil HARVEY		Motley Mini	1:43.903	8	7.490	73.69

Weather / Track : Sunny / Dry

These results are provisional until the conclusion of any judicial and technical matters.

Croft

Circuit Length = 2.1270 miles.

Start: 15:59 End: 16:14

Clerk of Course:

Stewards:

Timekeeper:

Mini Miglia Championship

LAP ANALYSIS - QUALIFYING - RACE 10

2	Kelly ROGERS	Vickers Mini
1 - 9:47.447	6 - 2:06.936	
2 - 1:38.198	7 - 1:37.874	
3 - 1:38.456	8 - 1:37.374	
4 - 1:38.773	9 - 1:46.236	
5 - 1:37.447		
3	Bill SOLLIS	Bill Built Mini
1 - X:00.000	6 - 1:36.555	
2 - 1:37.380	7 - 1:37.335	
3 - 1:37.210	8 - 2:40.408P	
4 - 1:36.959		
5 - 1:59.658		
6	Mark SIMS	Mini Miglia
1 - 9:46.242		
2 - 1:39.208		
3 - 1:39.365		
4 - 1:39.367		
7	Ralph SAUNDERS	Mini Miglia
1 - 9:42.107	6 - 1:39.997	
2 - 1:40.754	7 - 1:45.176	
3 - 1:40.020	8 - 1:39.335	
4 - 1:40.785	9 - 1:38.565	
5 - 1:39.202		
13	Phil HARVEY	Motley Mini
1 - X:00.000	6 - 1:44.483	
2 - 1:47.098	7 - 1:44.852	
3 - 1:44.274	8 - 2:18.458P	
4 - 1:43.903		
5 - 1:45.493		
15	Gordan POCOCK	Mini Miglia
1 - 9:59.172	6 - 1:44.758	
2 - 1:44.619	7 - 1:40.452	
3 - 1:41.771		
4 - 1:40.806		
5 - 1:41.065		
17	Steve WHITELEY	Mini Miglia
1 - X:00.000	6 - 1:45.649	
2 - 1:43.707	7 - 1:42.954	
3 - 1:43.591	8 - 1:54.521	
4 - 1:43.459	9 - 2:09.599P	
5 - 1:42.196		

Weather / Track : Sunny / Dry

These results are provisional until the conclusion of any judicial and technical matters.

Croft
Circuit Length = 2.1270 miles.
Start: 15:59 End: 16:14

Clerk of Course:	Stewards:	Timekeeper:
------------------	-----------	-------------

Mini Miglia Championship

LAP ANALYSIS - QUALIFYING - RACE 10

(contd.)

18	Philip DALE	Mini
1 - 9:57.011	6 - 3:56.333P	
2 - 1:45.291	7 - 1:53.704	
3 - 1:45.827	8 - 1:42.255	
4 - 1:43.184		
5 - 1:42.306		
21	James HALL	Mini Miglia
1 - 9:52.719	6 - 1:36.987	
2 - 1:36.504	7 - 1:49.351	
3 - 1:36.413	8 - 1:37.386	
4 - 1:40.151	9 - 1:40.415	
5 - 1:37.255		
28	Phil LEE	Mini Miglia
1 - 9:54.374	6 - 1:42.184	
2 - 1:51.978P	7 - 1:42.086	
3 - 2:02.965	8 - 1:43.674	
4 - 1:42.295	9 - 1:42.791	
5 - 1:42.513		
33	Paul BAIRD	Mini Miglia
1 - X:00.000		
2 - 1:44.479		
3 - 1:42.721		
4 - 2:42.277P		
39	Paul WOODBRIDGE	Mini Miglia
1 - 9:58.119	6 - 1:41.906	
2 - 1:44.973	7 - 1:39.525	
3 - 1:41.877	8 - 2:13.608P	
4 - 1:40.172		
5 - 1:41.042		
42	Paul SIMMONDS	Mini Miglia
1 - X:00.000	6 - 1:41.065	
2 - 1:44.529	7 - 1:40.701	
3 - 1:40.584	8 - 2:14.392P	
4 - 1:40.728		
5 - 1:40.784		
69	Tony LE-MAY	Mini Miglia
1 - 9:51.145		
2 - 1:40.610		
3 - 1:39.897		
4 - 6:11.629P		

Weather / Track : Sunny / Dry

These results are provisional until the conclusion of any judicial and technical matters.

Croft
Circuit Length = 2.1270 miles.
Start: 15:59 End: 16:14

Clerk of Course:	Stewards:	Timekeeper:
------------------	-----------	-------------

Mini Miglia Championship

LAP ANALYSIS - QUALIFYING - RACE 10

(contd.)

83	Colin PEACOCK	Mini Miglia
1 - 9:52.083	6 - 1:38.244	
2 - 1:38.175	7 - 1:37.949	
3 - 1:36.911	8 - 1:38.294	
4 - 1:38.049	9 - 1:38.889	
5 - 1:46.919		

Weather / Track : Sunny / Dry


These results are provisional until the conclusion of any judicial and technical matters.

Croft
Circuit Length = 2.1270 miles.
Start: 15:59 End: 16:14

Clerk of Course:	Stewards:	Timekeeper:
------------------	-----------	-------------

Mini Miglia Championship

GRID - RACE 10

ROW 8	1:43.903 13 HARVEY	
ROW 7	1:42.255 18 DALE	1:42.721 33 BAIRD
ROW 6	1:42.086 28 LEE	1:42.196 17 WHITELEY
ROW 5	1:40.452 15 POCOCK	1:40.584 42 SIMMONDS
ROW 4	1:39.525 39 WOODBRIDGE	1:39.897 69 LE-MAY
ROW 3	1:38.565 7 SAUNDERS	1:39.208 6 SIMS
ROW 2	1:36.911 83 PEACOCK	1:37.374 2 ROGERS
ROW 1	1:36.413 21 HALL	1:36.555 3 SOLLIS
POLE		
		

Weather / Track : Sunny / Dry

These results are provisional until the conclusion of any judicial and technical matters.

Croft
Circuit Length = 2.1270 miles.
Start: 15:59 End: 16:14

Clerk of Course:

Stewards:

Timekeeper:

Mini Miglia Championship

RACE CLASSIFICATION - RACE 10

POS	NO	CL	DRIVER	NAT	CAR	TIME	LAPS	GAP	MPH	BEST
1	3	MI	Bill SOLLIS		Bill Built Mini	16:22.830	10		77.91	1:37.271
2	21	MI	James HALL		Mini Miglia	16:23.130	10	0.300	77.88	1:37.203
3	2	MI	Kelly ROGERS		Vickers Mini	16:23.779	10	0.949	77.83	1:37.055
4	83	MI	Colin PEACOCK		Mini Miglia	16:25.090	10	2.260	77.73	1:37.310
5	6	MI	Mark SIMS		Mini Miglia	16:36.944	10	14.114	76.80	1:38.299
6	69	MI	Tony LE-MAY		Mini Miglia	16:39.050	10	16.220	76.64	1:38.369
7	7	MI	Ralph SAUNDERS		Mini Miglia	16:40.075	10	17.245	76.56	1:38.427
8	39	MI	Paul WOODBRIDGE		Mini Miglia	16:46.155	10	23.325	76.10	1:39.227
9	15	MI	Gordan POCOCK		Mini Miglia	16:47.724	10	24.894	75.98	1:39.061
10	18	MI	Philip DALE		Mini	16:56.244	10	33.414	75.34	1:40.250
11	42	MI	Paul SIMMONDS		Mini Miglia	16:57.623	10	34.793	75.24	1:39.898
12	17	MI	Steve WHITELEY		Mini Miglia	16:59.613	10	36.783	75.09	1:39.929
13	28	MI	Phil LEE		Mini Miglia	17:05.419	10	42.589	74.67	1:40.881
14	33	MI	Paul BAIRD		Mini Miglia	17:28.730	10	1:05.900	73.01	1:42.861
15	13	S	Phil HARVEY		Motley Mini	17:28.876	10	1:06.046	73.00	1:42.668

FASTEST LAP

2	MI	Kelly ROGERS	Vickers Mini	1:37.055	7	78.89mph	126.97kph
13	S	Phil HARVEY	Motley Mini	1:42.668	2	74.58mph	120.02kph

Weather / Track : Sunny / Dry

These results are provisional until the conclusion of any judicial and technical matters.

Croft

Circuit Length = 2.1270 miles.

Start: 15:54 End: 16:11

Clerk of Course:	Stewards:	Timekeeper:
------------------	-----------	-------------

Mini Miglia Championship

RACE CLASSIFICATION - RACE 10 Amended

POS	NO	CL	DRIVER	NAT	CAR	TIME	LAPS	GAP	MPH	BEST
1	21	MI	James HALL		Mini Miglia	16:23.130	10		77.88	1:37.203
2	3	MI	Bill SOLLIS		Bill Built Mini	16:23.330	10	0.200	77.87	1:37.271
3	2	MI	Kelly ROGERS		Vickers Mini	16:23.779	10	0.649	77.83	1:37.055
4	83	MI	Colin PEACOCK		Mini Miglia	16:25.090	10	1.960	77.73	1:37.310
5	6	MI	Mark SIMS		Mini Miglia	16:36.944	10	13.814	76.80	1:38.299
6	69	MI	Tony LE-MAY		Mini Miglia	16:39.050	10	15.920	76.64	1:38.369
7	7	MI	Ralph SAUNDERS		Mini Miglia	16:40.075	10	16.945	76.56	1:38.427
8	39	MI	Paul WOODBRIDGE		Mini Miglia	16:46.155	10	23.025	76.10	1:39.227
9	15	MI	Gordan POCOCK		Mini Miglia	16:47.724	10	24.594	75.98	1:39.061
10	18	MI	Philip DALE		Mini	16:56.244	10	33.114	75.34	1:40.250
11	42	MI	Paul SIMMONDS		Mini Miglia	16:57.623	10	34.493	75.24	1:39.898
12	17	MI	Steve WHITELEY		Mini Miglia	16:59.613	10	36.483	75.09	1:39.929
13	28	MI	Phil LEE		Mini Miglia	17:05.419	10	42.289	74.67	1:40.881
14	33	MI	Paul BAIRD		Mini Miglia	17:28.730	10	1:05.600	73.01	1:42.861
15	13	S	Phil HARVEY		Motley Mini	17:28.876	10	1:05.746	73.00	1:42.668

FASTEST LAP

2	MI	Kelly ROGERS	Vickers Mini	1:37.055	7	78.89mph	126.97kph
13	S	Phil HARVEY	Motley Mini	1:42.668	2	74.58mph	120.02kph

Car 3 - 0.5 seconds added - C5.4.9 gaining unfair advantage

Weather / Track : Sunny / Dry

These results are provisional until the conclusion of any judicial and technical matters.

Croft

Circuit Length = 2.1270 miles.

Start: 15:54 End: 16:11

Clerk of Course:	Stewards:	Timekeeper:
------------------	-----------	-------------

Mini Miglia Championship

RACE 10 - LAP CHART

Lap 1			Lap 2			Lap 3			Lap 4			Lap 5		
No	Behind	Laptime	No	Behind	Laptime	No	Behind	Laptime	No	Behind	Laptime	No	Behind	Laptime
3		1:43.647	3		1:37.812	3		1:37.271	3		1:37.579	3		1:38.057
21	0.333	1:43.980	21	0.318	1:37.797	21	0.250	1:37.203	21	0.240	1:37.569	21	0.308	1:38.125
83	1.194	1:44.841	2	1.721	1:38.156	2	1.885	1:37.435	2	1.534	1:37.228	2	0.799	1:37.322
2	1.377	1:45.024	83	1.962	1:38.580	83	2.218	1:37.527	83	2.060	1:37.421	83	1.313	1:37.310
7	2.214	1:45.861	7	3.812	1:39.410	7	5.675	1:39.134	6	7.472	1:38.949	6	7.988	1:38.573
39	3.398	1:47.045	6	4.700	1:38.800	6	6.102	1:38.673	7	7.946	1:39.850	7	8.688	1:38.799
6	3.712	1:47.359	39	5.387	1:39.801	69	7.118	1:38.878	69	8.516	1:38.977	69	9.080	1:38.621
69	4.199	1:47.846	69	5.511	1:39.124	39	7.698	1:39.582	39	9.498	1:39.379	39	10.668	1:39.227
15	4.652	1:48.299	15	6.146	1:39.306	15	8.101	1:39.226	15	10.166	1:39.644	15	11.170	1:39.061
18	5.775	1:49.422	42	8.667	1:39.898	18	12.632	1:40.291	18	16.247	1:41.194	18	18.574	1:40.384
42	6.581	1:50.228	18	9.612	1:41.649	42	13.110	1:41.714	42	16.926	1:41.395	42	19.003	1:40.134
17	6.869	1:50.516	17	9.896	1:40.839	17	13.204	1:40.579	17	17.102	1:41.477	17	19.763	1:40.718
28	8.602	1:52.249	28	11.671	1:40.881	28	16.037	1:41.637	28	19.634	1:41.176	28	23.651	1:42.074
33	10.026	1:53.673	33	15.075	1:42.861	33	21.360	1:43.556	33	27.578	1:43.797	13	33.608	1:43.820
13	10.570	1:54.217	13	15.426	1:42.668	13	21.805	1:43.650	13	27.845	1:43.619	33	33.701	1:44.180

Weather / Track : Sunny / Dry

Mini Miglia Championship

RACE 10 - LAP CHART

(contd.)

Lap 6			Lap 7			Lap 8			Lap 9			Lap 10		
No	Behind	Laptime	No	Behind	Laptime	No	Behind	Laptime	No	Behind	Laptime	No	Behind	Laptime
3		1:37.595	3		1:37.796	3		1:37.472	3		1:37.519	3		1:38.082
21	0.457	1:37.744	21	0.116	1:37.455	21	0.237	1:37.593	21	0.413	1:37.695	21	0.300	1:37.969
2	1.235	1:38.031	2	0.494	1:37.055	2	1.034	1:38.012	2	1.217	1:37.702	2	0.949	1:37.814
83	1.432	1:37.714	83	1.117	1:37.481	83	1.514	1:37.869	83	1.506	1:37.511	83	2.260	1:38.836
6	8.924	1:38.531	6	10.307	1:39.179	6	12.150	1:39.315	6	12.930	1:38.299	6	14.114	1:39.266
7	9.520	1:38.427	69	10.735	1:38.551	69	12.470	1:39.207	69	13.320	1:38.369	69	16.220	1:40.982
69	9.980	1:38.495	7	10.745	1:39.021	7	12.946	1:39.673	7	14.703	1:39.276	7	17.245	1:40.624
39	12.719	1:39.646	39	14.805	1:39.882	39	17.364	1:40.031	39	20.278	1:40.433	39	23.325	1:41.129
15	13.862	1:40.287	15	16.729	1:40.663	15	19.546	1:40.289	15	22.170	1:40.143	15	24.894	1:40.806
42	21.666	1:40.258	18	24.744	1:40.678	18	27.522	1:40.250	18	30.638	1:40.635	18	33.414	1:40.858
18	21.862	1:40.883	17	25.369	1:41.068	17	28.283	1:40.386	17	31.474	1:40.710	42	34.793	1:40.845
17	22.097	1:39.929	42	25.797	1:41.927	42	29.327	1:41.002	42	32.030	1:40.222	17	36.783	1:43.391
28	27.804	1:41.748	28	31.385	1:41.377	28	35.720	1:41.807	28	39.159	1:40.958	28	42.589	1:41.512
33	40.191	1:44.085	33	45.927	1:43.532	33	52.363	1:43.908	13	59.304	1:44.117	33	1:05.900	1:44.680
13	40.370	1:44.357	13	46.220	1:43.646	13	52.706	1:43.958	33	59.302	1:44.458	13	1:06.046	1:44.824

Weather / Track : Sunny / Dry

msttiming.com

Page 2 of 2

Croft
Circuit Length = 2.1270 miles.
Start: 15:54 End: 16:11

Printed - 16:13 Sunday, 10 September 2006