



RACE MEETING

Brands Hatch Indy Circuit

16th July 2006



Results Provided by MST Sports Timing Ltd
www.msttiming.com

Dunlop Mini Seven Challenge

QUALIFYING FOR RACE 1

POS	NO	CL	DRIVER	NAT	CAR	TIME	LAPS	GAP	MPH
1	2	A	Andrew DEVINY		Mini Seven	59.937	15		73.64
2	46	A	Max HUNTER		Mini Seven	59.939	15	0.002	73.64
3	6	A	Dave BANWELL		Mini Seven	59.941	11	0.004	73.64
4	1	A	Paul THOMPSON		Mini Seven	1:00.092	15	0.155	73.45
5	3	A	Geoff LETTS		Mini Seven	1:00.332	12	0.395	73.16
6	8	A	Damon ASTIN		Mini Seven	1:00.655	14	0.718	72.77
7	21	A	Paul CLARK		Mini Seven	1:00.710	14	0.773	72.71
8	82	A	Andrew RUTHVEN		Mini Seven	1:00.745	7	0.808	72.67
9	78	A	Paul McGARRY		Mini Seven	1:00.825	15	0.888	72.57
10	37	A	Gareth HUNT		Mini Seven	1:00.843	15	0.906	72.55
11	5	A	Kane ASTIN		Mini Seven	1:00.876	13	0.939	72.51
12	16	A	James WINNIFRITH		Mini Seven	1:01.036	14	1.099	72.32
13	50	A	Ian DEVINY		Mini Seven	1:01.111	15	1.174	72.23
14	7	A	Alan LETTS		Mini Seven	1:01.116	13	1.179	72.22
15	35	A	Paul SPARK		Mini Seven	1:01.163	14	1.226	72.17
16	14	A	Martin WAGER		Mini Seven	1:01.332	14	1.395	71.97
17	22	A	Graeme DAVIS		Mini Seven	1:01.637	7	1.700	71.61
18	34	A	Anthony TOWEY		Mini Seven	1:01.694	14	1.757	71.55
19	38	A	Steven HOPPER		Mini Seven	1:01.884	14	1.947	71.33
20	23	A	Ricky HORNE		Mini Seven	1:02.201	14	2.264	70.96
21	24	A	James BOWERS COULSON		Mini Seven	1:02.513	12	2.576	70.61
22	20	A	Darren THOMAS		Mini Seven	1:02.599	14	2.662	70.51
23	27	A	Andy HILL		Mini Seven	1:02.895	14	2.958	70.18
24	30	A	Alex MYALL		Mini Seven	1:03.014	14	3.077	70.05
25	26	A	Lee JONES		Mini Seven	1:03.377	8	3.440	69.65

Car No's 6 & 30 need working transponders please.

Weather : Sunny / Dry

These results are provisional until the conclusion of any judicial and technical matters.

Brands Hatch

Circuit Length = 1.2262 miles.

Start: 10:00 End: 10:15

Clerk of Course:	Stewards:	Timekeeper:
------------------	-----------	-------------

Dunlop Mini Seven Challenge

LAP ANALYSIS - QUALIFYING RACE 1

1	Paul THOMPSON	Mini Seven
1 -	1:48.486	6 - 1:00.155
2 -	1:01.068	7 - 1:00.499
3 -	1:01.877	8 - 1:00.275
4 -	1:00.397	9 - 1:00.973
5 -	1:00.092	10 - 1:00.335
		11 - 1:01.656
		12 - 1:00.358
		13 - 1:00.192
		14 - 1:00.385
		15 - 1:00.500
2	Andrew DEVINY	Mini Seven
1 -	1:19.850	6 - 1:00.431
2 -	1:03.188	7 - 1:01.304
3 -	1:00.859	8 - 1:00.331
4 -	59.937	9 - 1:00.142
5 -	1:00.767	10 - 1:00.603
		11 - 1:00.502
		12 - 1:00.259
		13 - 1:08.276
		14 - 1:00.296
		15 - 1:00.399
3	Geoff LETTS	Mini Seven
1 -	1:20.460	6 - 1:00.472
2 -	1:01.521	7 - 1:08.387
3 -	1:00.733	8 - 1:01.913
4 -	1:00.702	9 - 1:00.473
5 -	1:00.763	10 - 1:00.630
		11 - 1:00.361
		12 - 1:00.332
5	Kane ASTIN	Mini Seven
1 -	1:26.230	6 - 1:01.917
2 -	1:02.499	7 - 1:00.876
3 -	1:02.836	8 - 1:01.712
4 -	1:01.202	9 - 1:01.562
5 -	1:01.867	10 - 2:17.725P
		11 - 1:07.101
		12 - 1:02.202
		13 - 1:01.987
6	Dave BANWELL	Mini Seven
1 -	1:33.677	6 - 1:01.026
2 -	1:00.630	7 - 59.941
3 -	1:01.342	8 - 1:00.362
4 -	1:00.542	9 - 1:00.514
5 -	1:00.339	10 - 2:05.013P
		11 - 1:20.655
7	Alan LETTS	Mini Seven
1 -	1:20.845	6 - 1:01.170
2 -	1:01.755	7 - 1:01.519
3 -	1:01.265	8 - 2:00.833P
4 -	1:01.116	9 - 2:13.906P
5 -	1:01.793	10 - 1:08.783
		11 - 1:01.771
		12 - 1:01.724
		13 - 1:01.881
8	Damon ASTIN	Mini Seven
1 -	1:27.186	6 - 1:00.926
2 -	1:03.390	7 - 1:00.919
3 -	1:02.037	8 - 1:00.982
4 -	1:01.254	9 - 1:01.163
5 -	1:00.900	10 - 1:02.128
		11 - 1:01.289
		12 - 1:57.456P
		13 - 1:05.988
		14 - 1:00.655

Car No's 6 & 30 need working transponders please.
Weather : Sunny / Dry

Dunlop Mini Seven Challenge

LAP ANALYSIS - QUALIFYING RACE 1

(contd.)

14	Martin WAGER	Mini Seven
1 - 1:31.481	6 - 1:02.102	11 - 1:05.109
2 - 1:02.488	7 - 1:01.487	12 - 1:06.882
3 - 1:02.654	8 - 1:01.332	13 - 1:11.389
4 - 1:01.794	9 - 1:01.503	14 - 1:01.615
5 - 1:01.667	10 - 1:05.237	
16	James WINNIFRITH	Mini Seven
1 - 1:39.828	6 - 1:07.221	11 - 1:01.807
2 - 1:08.374	7 - 1:06.125	12 - 1:01.515
3 - 1:05.937	8 - 1:01.367	13 - 1:01.645
4 - 1:01.554	9 - 1:01.946	14 - 1:07.308
5 - 1:01.748	10 - 1:01.036	
20	Darren THOMAS	Mini Seven
1 - 1:24.154	6 - 1:03.504	11 - 1:03.555
2 - 1:03.864	7 - 1:04.527	12 - 1:04.133
3 - 1:05.680	8 - 1:03.518	13 - 1:04.550
4 - 1:02.599	9 - 1:03.829	14 - 1:03.660
5 - 1:03.385	10 - 1:03.341	
21	Paul CLARK	Mini Seven
1 - 1:50.157	6 - 1:00.920	11 - 1:01.100
2 - 1:01.373	7 - 1:00.819	12 - 1:02.019
3 - 1:02.427	8 - 1:01.043	13 - 1:01.719
4 - 1:00.942	9 - 1:02.041	14 - 1:02.508
5 - 1:02.126	10 - 1:00.710	
22	Graeme DAVIS	Mini Seven
1 - 1:51.530	6 - 1:01.637	
2 - 1:02.381	7 - 2:12.595P	
3 - 1:01.645		
4 - 1:02.022		
5 - 1:01.730		
23	Ricky HORNE	Mini Seven
1 - 1:52.986	6 - 1:02.709	11 - 1:02.201
2 - 1:03.568	7 - 1:03.701	12 - 1:02.979
3 - 1:03.083	8 - 1:03.032	13 - 1:02.516
4 - 1:02.399	9 - 1:02.268	14 - 1:05.344
5 - 1:03.000	10 - 1:03.009	
24	James BOWERS COULSON	Mini Seven
1 - 1:38.636	6 - 1:02.513	11 - 1:02.771
2 - 1:07.384	7 - 1:03.145	12 - 1:02.578
3 - 1:07.895	8 - 1:02.940	
4 - 1:03.539	9 - 1:02.951	
5 - 1:03.407	10 - 1:02.618	

Car No's 6 & 30 need working transponders please.
Weather : Sunny / Dry

Dunlop Mini Seven Challenge LAP ANALYSIS - QUALIFYING RACE 1

(contd.)

26	Lee JONES	Mini Seven		
1 - 4:22.243	6 - 1:03.546			
2 - 1:06.385	7 - 1:03.377			
3 - 1:04.179	8 - 1:37.608P			
4 - 1:03.820				
5 - 1:04.527				
27	Andy HILL	Mini Seven		
1 - 1:42.259	6 - 1:03.504	11 - 1:02.895		
2 - 1:04.585	7 - 1:04.471	12 - 1:03.357		
3 - 1:04.977	8 - 1:03.641	13 - 1:04.862		
4 - 1:02.945	9 - 1:03.322	14 - 1:06.596		
5 - 1:04.691	10 - 1:02.964			
30	Alex MYALL	Mini Seven		
1 - 1:25.782	6 - 1:03.288	11 - 1:03.717		
2 - 1:05.393	7 - 1:03.922	12 - 1:03.014		
3 - 1:05.129	8 - 1:03.075	13 - 1:03.958		
4 - 1:12.269	9 - 1:03.303	14 - 1:03.821		
5 - 1:03.387	10 - 1:03.289			
34	Anthony TOWEY	Mini Seven		
1 - 1:43.069	6 - 1:03.021	11 - 1:02.184		
2 - 1:04.067	7 - 1:02.356	12 - 1:02.114		
3 - 1:05.428	8 - 1:01.807	13 - 1:02.317		
4 - 1:03.384	9 - 1:02.297	14 - 1:01.860		
5 - 1:02.141	10 - 1:01.694			
35	Paul SPARK	Mini Seven		
1 - 1:37.089	6 - 1:02.056	11 - 1:01.770		
2 - 1:08.674	7 - 1:01.799	12 - 1:01.770		
3 - 1:06.754	8 - 1:01.163	13 - 1:02.223		
4 - 1:02.149	9 - 1:01.556	14 - 1:02.200		
5 - 1:02.531	10 - 1:01.913			
37	Gareth HUNT	Mini Seven		
1 - 1:38.434	6 - 1:01.112	11 - 1:01.769		
2 - 1:02.206	7 - 1:01.089	12 - 1:01.260		
3 - 1:01.090	8 - 1:01.475	13 - 1:01.326		
4 - 1:02.246	9 - 1:01.260	14 - 1:02.011		
5 - 1:01.525	10 - 1:00.843	15 - 1:00.996		
38	Steven HOPPER	Mini Seven		
1 - 1:32.301	6 - 1:02.109	11 - 1:09.795		
2 - 1:03.306	7 - 1:02.696	12 - 1:07.148		
3 - 1:02.540	8 - 1:01.884	13 - 1:02.396		
4 - 1:06.055	9 - 1:02.046	14 - 1:01.965		
5 - 1:03.825	10 - 1:01.933			

Car No's 6 & 30 need working transponders please.
Weather : Sunny / Dry

Brands Hatch
Circuit Length = 1.2262 miles.
Start: 10:00 End: 10:15
Printed - 10:17 Sunday, 16 July 2006

Dunlop Mini Seven Challenge LAP ANALYSIS - QUALIFYING RACE 1

(contd.)

46	Max HUNTER			Mini Seven
1 - 1:30.543	6 - 59.939	11 - 1:00.424		
2 - 1:00.878	7 - 1:00.164	12 - 1:00.223		
3 - 1:05.693	8 - 59.998	13 - 1:00.134		
4 - 1:06.461	9 - 1:02.419	14 - 1:04.411		
5 - 1:00.081	10 - 1:01.349	15 - 1:00.623		
50	Ian DEVINY			Mini Seven
1 - 1:25.912	6 - 1:02.413	11 - 1:01.111		
2 - 1:02.450	7 - 1:01.655	12 - 1:01.169		
3 - 1:03.908	8 - 1:01.199	13 - 1:01.571		
4 - 1:02.397	9 - 1:01.610	14 - 1:01.741		
5 - 1:01.358	10 - 1:01.485	15 - 1:06.728		
78	Paul McGARRY			Mini Seven
1 - 1:22.456	6 - 1:01.169	11 - 1:01.200		
2 - 1:02.917	7 - 1:01.275	12 - 1:04.649		
3 - 1:01.678	8 - 1:00.825	13 - 1:01.078		
4 - 1:01.372	9 - 1:01.092	14 - 1:01.064		
5 - 1:00.937	10 - 1:01.079	15 - 1:01.240		
82	Andrew RUTHVEN			Mini Seven
1 - 1:34.646	6 - 1:00.745			
2 - 1:01.917	7 - 1:02.030			
3 - 1:01.950				
4 - 1:04.030				
5 - 1:01.327				

Dunlop Mini Seven Challenge

GRID FOR RACE 1

ROW 13	26	JONES			
ROW 12		27	HILL	30	MYALL
ROW 11	24	BOWERS COULSON	20	THOMAS	
ROW 10		38	HOPPER	23	HORNE
ROW 9	22	DAVIS	34	TOWEY	
ROW 8		35	SPARK	14	WAGER
ROW 7	50	DEVINY	7	LETTS	
ROW 6		5	ASTIN	16	WINNIFRITH
ROW 5	78	McGARRY	37	HUNT	
ROW 4		21	CLARK	82	RUTHVEN
ROW 3	3	LETTS	8	ASTIN	
ROW 2		6	BANWELL	1	THOMPSON
ROW 1	2	DEVINY	46	HUNTER	
		POLE			

Car No's 6 & 30 need working transponders please.

Weather : Sunny / Dry

These results are provisional until the conclusion of any judicial and technical matters.

Brands Hatch

Circuit Length = 1.2262 miles.

Start: 10:00 End: 10:15

Clerk of Course:	Stewards:	Timekeeper:
------------------	-----------	-------------

Dunlop Mini Seven Challenge PROVISIONAL RESULT - RACE 1

POS	NO	CL	DRIVER	NAT	CAR	TIME	LAPS	GAP	MPH	BEST
1	1	A	Paul THOMPSON		Mini Seven	20:28.575	20		71.91	1:00.239
2	2	A	Andrew DEVINY		Mini Seven	20:29.013	20	0.438	71.89	1:00.442
3	3	A	Geoff LETTS		Mini Seven	20:29.151	20	0.576	71.88	1:00.301
4	21	A	Paul CLARK		Mini Seven	20:46.491	20	17.916	70.88	1:00.934
5	37	A	Gareth HUNT		Mini Seven	20:49.959	20	21.384	70.68	1:00.880
6	78	A	Paul McGARRY		Mini Seven	20:52.579	20	24.004	70.53	1:00.818
7	35	A	Paul SPARK		Mini Seven	20:54.275	20	25.700	70.44	1:00.984
8	14	A	Martin WAGER		Mini Seven	20:54.355	20	25.780	70.43	1:00.977
9	5	A	Kane ASTIN		Mini Seven	21:04.759	20	36.184	69.85	1:01.072
10	7	A	Alan LETTS		Mini Seven	21:05.788	20	37.213	69.80	1:01.592
11	26	A	Lee JONES		Mini Seven	21:06.176	20	37.601	69.78	1:01.948
12	38	A	Steven HOPPER		Mini Seven	21:13.563	20	44.988	69.37	1:01.879
13	20	A	Darren THOMAS		Mini Seven	21:28.903	20	1:00.328	68.55	1:02.694
14	30	A	Alex MYALL		Mini Seven	21:29.310	20	1:00.735	68.52	1:03.150
15	27	A	Andy HILL		Mini Seven	21:30.094	20	1:01.519	68.48	1:02.808

NOT CLASSIFIED

46	A	Max HUNTER		Mini Seven	18:38.863	18	D.N.F.	71.07	1:00.402
16	A	James WINNIFRITH		Mini Seven	15:43.962	15	D.N.F.	70.21	1:01.554
22	A	Graeme DAVIS		Mini Seven	12:31.724	12	D.N.F.	70.55	1:00.713
6	A	Dave BANWELL		Mini Seven	10:15.742	10	D.N.F.	71.80	1:00.223
50	A	Ian DEVINY		Mini Seven	10:29.483	10	D.N.F.	70.23	1:01.312
8	A	Damon ASTIN		Mini Seven	8:32.447	8	D.N.F.	69.04	1:00.604
24	A	James BOWERS COULSON		Mini Seven	7:29.872	7	D.N.F.	68.83	1:02.201
23	A	Ricky HORNE		Mini Seven	5:32.740	5	D.N.F.	66.53	1:03.743
34	A	Anthony TOWEY		Mini Seven	4:22.209	4	D.N.F.	67.59	1:02.210

FASTEST LAP

6	A	Dave BANWELL		Mini Seven	1:00.223	8	73.30mph	117.96kph
---	---	--------------	--	------------	----------	---	----------	-----------

Weather : Sunny / Dry

These results are provisional until the conclusion of any judicial and technical matters.

Brands Hatch

Circuit Length = 1.2262 miles.

Start: 12:03 End: 12:24

Clerk of Course:	Stewards:	Timekeeper:
------------------	-----------	-------------

Dunlop Mini Seven Challenge

LAP CHART FOR RACE 1

Lap 1			Lap 2			Lap 3			Lap 4			Lap 5		
No	Behind	Laptime	No	Behind	Laptime	No	Behind	Laptime	No	Behind	Laptime	No	Behind	Laptime
46		1:07.746	2		1:01.103	2		1:00.889	2		1:00.442	2		1:00.718
2	0.176	1:07.922	46	0.120	1:01.399	1	0.346	1:01.005	1	0.143	1:00.239	1	0.175	1:00.750
1	0.774	1:08.520	1	0.230	1:00.735	46	0.435	1:01.204	46	0.395	1:00.402	46	0.506	1:00.829
8	1.515	1:09.261	8	0.840	1:00.604	8	0.746	1:00.795	3	1.888	1:00.795	3	1.859	1:00.689
6	1.656	1:09.402	3	1.709	1:00.869	3	1.535	1:00.715	6	2.036	1:00.765	6	2.064	1:00.746
3	2.119	1:09.865	6	1.881	1:01.504	6	1.713	1:00.721	8	3.519	1:03.215	78	3.887	1:00.818
78	2.316	1:10.062	78	2.056	1:01.019	21	2.402	1:00.934	78	3.787	1:01.241	8	4.040	1:01.239
21	2.500	1:10.246	21	2.357	1:01.136	78	2.988	1:01.821	21	3.822	1:01.862	21	5.298	1:02.194
37	3.119	1:10.865	37	2.876	1:01.036	37	3.270	1:01.283	37	4.230	1:01.402	5	5.709	1:01.980
5	3.431	1:11.177	5	3.224	1:01.072	5	3.816	1:01.481	5	4.447	1:01.073	37	6.334	1:02.822
50	3.739	1:11.485	50	3.936	1:01.476	50	4.414	1:01.367	50	5.284	1:01.312	22	6.510	1:01.125
22	4.187	1:11.933	22	4.461	1:01.553	22	5.832	1:02.260	22	6.103	1:00.713	50	6.570	1:02.004
16	4.764	1:12.510	7	5.130	1:01.592	35	6.490	1:01.839	35	7.032	1:00.984	35	7.560	1:01.246
7	4.817	1:12.563	35	5.540	1:01.516	7	6.782	1:02.541	14	7.519	1:00.977	14	7.973	1:01.172
14	5.242	1:12.988	14	5.727	1:01.764	14	6.984	1:02.146	7	7.952	1:01.612	7	8.999	1:01.765
35	5.303	1:13.049	16	6.140	1:02.655	16	7.189	1:01.938	16	8.378	1:01.631	16	10.529	1:02.869
34	5.924	1:13.670	34	7.419	1:02.774	38	8.995	1:02.331	38	10.432	1:01.879	38	12.223	1:02.509
24	6.206	1:13.952	38	7.553	1:02.282	24	9.255	1:02.208	24	11.141	1:02.328	24	12.624	1:02.201
38	6.550	1:14.296	24	7.936	1:03.009	26	9.665	1:01.948	26	11.474	1:02.251	26	13.151	1:02.395
26	7.192	1:14.938	26	8.606	1:02.693	34	10.085	1:03.555	34	11.853	1:02.210	20	15.513	1:02.816
20	7.205	1:14.951	20	9.237	1:03.311	20	11.163	1:02.815	20	13.415	1:02.694	30	20.057	1:03.945
23	7.427	1:15.173	30	10.489	1:03.767	30	13.073	1:03.473	30	16.830	1:04.199	27	21.101	1:03.779
30	8.001	1:15.747	23	11.497	1:05.349	27	15.015	1:03.817	27	18.040	1:03.467	23	21.666	1:03.743
27	8.308	1:16.054	27	12.087	1:05.058	23	15.188	1:04.580	23	18.641	1:03.895			

Dunlop Mini Seven Challenge

LAP CHART FOR RACE 1

(contd.)

Lap 6			Lap 7			Lap 8			Lap 9			Lap 10		
No	Behind	Laptime	No	Behind	Laptime	No	Behind	Laptime	No	Behind	Laptime	No	Behind	Laptime
2		1:00.644	2		1:00.571	2		1:00.645	2		1:00.589	2		1:00.905
1	0.201	1:00.670	1	0.785	1:01.155	1	0.451	1:00.311	1	0.461	1:00.599	1	0.019	1:00.463
46	0.532	1:00.670	46	1.099	1:01.138	46	1.014	1:00.560	46	0.863	1:00.438	46	0.688	1:00.730
3	1.931	1:00.716	3	1.906	1:00.546	3	1.562	1:00.301	3	1.289	1:00.316	3	0.912	1:00.528
6	2.169	1:00.749	6	2.239	1:00.641	6	1.817	1:00.223	6	1.800	1:00.572	6	1.314	1:00.419
78	4.439	1:01.196	78	4.861	1:00.993	78	5.406	1:01.190	78	5.811	1:00.994	78	6.297	1:01.391
21	6.035	1:01.381	21	6.513	1:01.049	21	6.874	1:01.006	21	7.327	1:01.042	21	7.833	1:01.411
5	6.265	1:01.200	5	6.807	1:01.113	37	7.609	1:01.191	37	8.021	1:01.001	37	8.462	1:01.346
37	6.570	1:00.880	37	7.063	1:01.064	5	8.225	1:02.063	5	9.824	1:02.188	22	11.031	1:01.905
22	6.915	1:01.049	22	7.667	1:01.323	22	8.450	1:01.428	22	10.031	1:02.170	5	11.502	1:02.583
8	7.256	1:03.860	35	8.967	1:01.601	35	9.933	1:01.611	50	11.504	1:02.117	14	12.879	1:02.140
50	7.781	1:01.855	50	9.161	1:01.951	50	9.976	1:01.460	35	11.510	1:02.166	35	12.953	1:02.348
35	7.937	1:01.021	14	9.811	1:02.021	14	10.145	1:00.979	14	11.644	1:02.088	50	15.055	1:04.456
14	8.361	1:01.032	8	12.682	1:05.997	16	13.736	1:01.597	16	14.701	1:01.554	16	15.407	1:01.611
7	10.412	1:02.057	7	12.713	1:02.872	7	14.314	1:02.246	7	15.952	1:02.227	7	17.484	1:02.437
16	11.469	1:01.584	16	12.784	1:01.886	8	19.513	1:07.476	26	21.585	1:02.401	26	22.896	1:02.216
38	13.973	1:02.394	38	16.416	1:03.014	26	19.773	1:03.413	38	22.011	1:02.626	38	23.286	1:02.180
24	15.264	1:03.284	26	17.005	1:02.036	38	19.974	1:04.203	20	26.025	1:03.272	20	28.582	1:03.462
26	15.540	1:03.033	24	17.583	1:02.890	20	23.342	1:03.357	30	31.386	1:03.150	30	33.716	1:03.235
20	17.795	1:02.926	20	20.630	1:03.406	30	28.825	1:03.566	27	31.827	1:02.808	27	33.864	1:02.942
30	23.006	1:03.593	30	25.904	1:03.469	27	29.608	1:03.431						
27	23.817	1:03.360	27	26.822	1:03.576									

Weather : Sunny / Dry

msttimina.com

Page 2 of 4

Brands Hatch
 Circuit Length = 1.2262 miles.
 Start: 12:03 End: 12:24
 Printed - 12:26 Sunday, 16 July 2006

Dunlop Mini Seven Challenge

LAP CHART FOR RACE 1

(contd.)

Lap 11			Lap 12			Lap 13			Lap 14			Lap 15		
No	Behind	Laptime	No	Behind	Laptime	No	Behind	Laptime	No	Behind	Laptime	No	Behind	Laptime
2		1:01.274	2		1:00.663	2		1:01.491	1		1:01.577	1		1:01.024
1	0.206	1:01.461	1	0.115	1:00.572	1	0.010	1:01.386	3	0.122	1:01.594	2	0.500	1:01.272
3	0.830	1:01.192	3	0.695	1:00.528	3	0.115	1:00.911	2	0.252	1:01.839	3	0.691	1:01.593
46	1.721	1:02.307	46	3.876	1:02.818	46	4.713	1:02.328	46	5.682	1:02.556	46	7.058	1:02.400
78	6.503	1:01.480	78	7.216	1:01.376	78	7.356	1:01.631	21	9.612	1:01.927	21	10.937	1:02.349
21	7.703	1:01.144	21	8.423	1:01.383	21	9.272	1:02.340	37	13.238	1:05.167	37	15.280	1:03.066
37	8.102	1:00.914	37	8.966	1:01.527	37	9.658	1:02.183	14	17.847	1:02.400	14	19.318	1:02.495
22	12.931	1:03.174	22	15.359	1:03.091	14	17.034	1:03.048	35	18.271	1:02.566	35	19.666	1:02.419
5	12.973	1:02.745	14	15.477	1:02.446	35	17.292	1:02.975	78	20.253	1:14.484	78	20.586	1:01.357
14	13.694	1:02.089	35	15.808	1:02.595	16	19.746	1:02.427	5	20.767	1:02.374	5	22.356	1:02.613
35	13.876	1:02.197	5	16.067	1:03.757	5	19.980	1:05.404	16	21.198	1:03.039	16	23.495	1:03.321
16	16.278	1:02.145	16	18.810	1:03.195	7	21.653	1:02.537	7	23.399	1:03.333	7	25.680	1:03.305
7	19.046	1:02.836	7	20.607	1:02.224	26	26.807	1:02.417	26	27.551	1:02.331	26	29.396	1:02.869
26	23.861	1:02.239	26	25.881	1:02.683	38	29.965	1:04.015	38	32.160	1:03.782	38	35.495	1:04.359
38	25.221	1:03.209	38	27.441	1:02.883	20	37.739	1:04.444	20	40.500	1:04.348	20	43.798	1:04.322
20	31.180	1:03.872	20	34.786	1:04.269	30	42.350	1:03.938	30	44.303	1:03.540	30	47.110	1:03.831
30	36.809	1:04.367	30	39.903	1:03.757	27	42.889	1:03.709	27	45.369	1:04.067	27	47.975	1:03.630
27	37.664	1:05.074	27	40.671	1:03.670									

Dunlop Mini Seven Challenge

LAP CHART FOR RACE 1

(contd.)

Lap 16			Lap 17			Lap 18			Lap 19			Lap 20		
No	Behind	Laptime	No	Behind	Laptime	No	Behind	Laptime	No	Behind	Laptime	No	Behind	Laptime
1		1:01.258	1		1:01.382	1		1:01.612	1		1:01.862	1		1:01.994
2	0.654	1:01.412	3	0.978	1:01.482	2	0.804	1:01.367	2	0.449	1:01.507	2	0.438	1:01.983
3	0.878	1:01.445	2	1.049	1:01.777	3	0.992	1:01.626	3	0.621	1:01.491	3	0.576	1:01.949
46	8.396	1:02.596	46	10.758	1:03.744	46	14.144	1:04.998	21	16.933	1:02.845	21	17.916	1:02.977
21	12.490	1:02.811	21	14.524	1:03.416	21	15.950	1:03.038	37	20.678	1:03.023	37	21.384	1:02.700
37	16.700	1:02.678	37	17.943	1:02.625	37	19.517	1:03.186	78	23.930	1:02.298	78	24.004	1:02.068
14	20.681	1:02.621	14	22.089	1:02.790	78	23.494	1:02.610	14	24.511	1:02.864	35	25.700	1:02.704
35	21.110	1:02.702	78	22.496	1:02.719	14	23.509	1:03.032	35	24.990	1:02.716	14	25.780	1:03.263
78	21.159	1:01.831	35	22.972	1:03.244	35	24.136	1:02.776	5	34.958	1:03.627	5	36.184	1:03.220
5	24.931	1:03.833	7	30.675	1:04.009	7	32.988	1:03.925	7	35.663	1:04.537	7	37.213	1:03.544
7	28.048	1:03.626	5	30.711	1:07.162	5	33.193	1:04.094	26	35.872	1:03.974	26	37.601	1:03.723
26	31.133	1:02.995	26	32.440	1:02.689	26	33.760	1:02.932	38	43.505	1:03.511	38	44.988	1:03.477
38	37.820	1:03.583	38	39.815	1:03.377	38	41.856	1:03.653	20	56.995	1:05.069	20	1:00.328	1:05.327
20	46.990	1:04.450	20	50.437	1:04.829	20	53.788	1:04.963	30	57.192	1:04.163	30	1:00.735	1:05.537
30	49.963	1:04.111	30	52.485	1:03.904	30	54.891	1:04.018	27	59.224	1:04.599	27	1:01.519	1:04.289
27	50.404	1:03.687	27	53.148	1:04.126	27	56.487	1:04.951						

Weather : Sunny / Dry

msttimina.com


Page 4 of 4

Brands Hatch
 Circuit Length = 1.2262 miles.
 Start: 12:03 End: 12:24
 Printed - 12:26 Sunday, 16 July 2006

Dunlop Mini Seven Challenge

GRID FOR RACE 5

ROW 13	26	JONES			
ROW 12		30	MYALL	20	THOMAS
ROW 11	24	BOWERS COULSON	27	HILL	
ROW 10		38	HOPPER	23	HORNE
ROW 9	22	DAVIS	34	TOWEY	
ROW 8		14	WAGER	35	SPARK
ROW 7	82	RUTHVEN	16	WINNIFRITH	
ROW 6		7	LETTS	5	ASTIN
ROW 5	37	HUNT	50	DEVINY	
ROW 4		8	ASTIN	78	McGARRY
ROW 3	3	LETTS	21	CLARK	
ROW 2		1	THOMPSON	6	BANWELL
ROW 1	46	HUNTER	2	DEVINY	
POLE					



Weather : Sunny / Dry

These results are provisional until the conclusion of any judicial and technical matters.

Brands Hatch
Circuit Length = 1.2262 miles.

Clerk of Course:	Stewards:	Timekeeper:
------------------	-----------	-------------

Dunlop Mini Seven Challenge PROVISIONAL RESULT - RACE 5

POS	NO	CL	DRIVER	NAT	CAR	TIME	LAPS	GAP	MPH	BEST
1	2	A	Andrew DEVINY		Mini Seven	15:23.017	15		71.81	1:00.374
2	46	A	Max HUNTER		Mini Seven	15:23.181	15	0.164	71.79	1:00.803
3	6	A	Dave BANWELL		Mini Seven	15:23.686	15	0.669	71.75	1:00.668
4	3	A	Geoff LETTS		Mini Seven	15:23.808	15	0.791	71.74	1:00.554
5	0	A	Paul THOMPSON		Mini Seven	15:23.949	15	0.932	71.73	1:00.492
6	21	A	Paul CLARK		Mini Seven	15:26.776	15	3.759	71.51	1:00.661
7	78	A	Paul McGARRY		Mini Seven	15:26.827	15	3.810	71.51	1:00.716
8	8	A	Damon ASTIN		Mini Seven	15:27.087	15	4.070	71.49	1:00.703
9	37	A	Gareth HUNT		Mini Seven	15:32.047	15	9.030	71.11	1:00.958
10	14	A	Martin WAGER		Mini Seven	15:38.971	15	15.954	70.59	1:01.391
11	35	A	Paul SPARK		Mini Seven	15:39.586	15	16.569	70.54	1:01.243
12	7	A	Alan LETTS		Mini Seven	15:45.878	15	22.861	70.07	1:01.750
13	34	A	Anthony TOWEY		Mini Seven	15:47.108	15	24.091	69.98	1:01.534
14	38	A	Steven HOPPER		Mini Seven	15:55.983	15	32.966	69.33	1:02.379
15	24	A	James BOWERS COULSON		Mini Seven	15:57.690	15	34.673	69.21	1:02.393
16	5	A	Kane ASTIN		Mini Seven	15:59.391	15	36.374	69.08	1:01.383
17	30	A	Alex MYALL		Mini Seven	16:07.536	15	44.519	68.50	1:03.054
18	27	A	Andy HILL		Mini Seven	16:09.307	15	46.290	68.38	1:03.269
19	20	A	Darren THOMAS		Mini Seven	16:09.619	15	46.602	68.35	1:03.315

NOT CLASSIFIED

26	A	Lee JONES		Mini Seven	14:46.316	14	D.N.F.	69.80	1:01.442
22	A	Graeme DAVIS		Mini Seven	7:29.769	7	D.N.F.	68.85	1:01.361
23	A	Ricky HORNE		Mini Seven	8:01.615	7	D.N.F.	64.30	1:02.934

FASTEST LAP

2	A	Andrew DEVINY		Mini Seven	1:00.374	9	73.11mph	117.66kph
---	---	---------------	--	------------	----------	---	----------	-----------

Weather : Sunny / Dry

These results are provisional until the conclusion of any judicial and technical matters.

Brands Hatch

Circuit Length = 1.2262 miles.

Start: 15:10 End: 15:26

Clerk of Course:	Stewards:	Timekeeper:
------------------	-----------	-------------

Dunlop Mini Seven Challenge

LAP CHART FOR RACE 5

Lap 1			Lap 2			Lap 3			Lap 4			Lap 5		
No	Behind	Laptime	No	Behind	Laptime	No	Behind	Laptime	No	Behind	Laptime	No	Behind	Laptime
2		1:08.498	2		1:00.765	2		1:00.849	2		1:00.956	46		1:00.886
46	0.048	1:08.546	46	0.194	1:00.911	46	0.182	1:00.837	46	0.029	1:00.803	2	0.166	1:01.081
0	0.729	1:09.227	0	1.174	1:01.210	0	0.921	1:00.596	0	0.457	1:00.492	0	0.632	1:01.090
6	1.186	1:09.684	6	1.351	1:00.930	6	1.597	1:01.095	6	1.309	1:00.668	6	1.069	1:00.675
3	1.691	1:10.189	3	1.896	1:00.970	3	1.997	1:00.950	3	1.595	1:00.554	3	1.488	1:00.808
21	2.373	1:10.871	21	2.889	1:01.281	21	2.859	1:00.819	21	2.645	1:00.742	21	2.391	1:00.661
8	2.793	1:11.291	8	3.452	1:01.424	8	3.550	1:00.947	8	3.327	1:00.733	8	3.195	1:00.783
78	2.895	1:11.393	78	3.563	1:01.433	78	4.258	1:01.544	78	4.041	1:00.739	78	4.119	1:00.993
37	3.215	1:11.713	37	4.458	1:02.008	37	5.364	1:01.755	37	5.366	1:00.958	37	5.539	1:01.088
5	3.545	1:12.043	5	4.477	1:01.697	5	5.726	1:02.098	5	6.153	1:01.383	35	7.834	1:02.231
22	3.952	1:12.450	35	5.522	1:02.338	35	5.916	1:01.243	35	6.518	1:01.558	22	7.940	1:01.372
7	4.005	1:12.503	22	6.282	1:03.095	22	6.794	1:01.361	22	7.483	1:01.645	14	8.678	1:01.521
35	3.949	1:12.447	14	6.440	1:02.934	14	7.637	1:02.046	14	8.072	1:01.391	7	11.502	1:01.929
14	4.271	1:12.769	7	6.542	1:03.302	34	9.063	1:02.754	34	10.339	1:02.232	26	12.128	1:02.196
34	5.068	1:13.566	34	7.158	1:02.855	7	9.440	1:03.747	7	10.488	1:02.004	34	12.910	1:03.486
23	5.265	1:13.763	23	7.536	1:03.036	26	9.630	1:02.422	26	10.847	1:02.173	38	13.935	1:02.822
38	5.677	1:14.175	38	7.887	1:02.975	23	9.776	1:03.089	23	11.754	1:02.934	23	14.001	1:03.162
26	6.579	1:15.077	26	8.057	1:02.243	38	10.290	1:03.252	38	12.028	1:02.694	24	15.891	1:02.561
27	7.392	1:15.890	27	10.643	1:04.016	24	12.808	1:02.844	24	14.245	1:02.393	20	19.228	1:03.315
20	7.977	1:16.475	24	10.813	1:03.284	27	13.831	1:04.037	20	16.828	1:03.724	27	20.093	1:03.669
30	8.112	1:16.610	20	10.826	1:03.614	20	14.060	1:04.083	27	17.339	1:04.464	30	20.520	1:03.747
24	8.294	1:16.792	30	11.800	1:04.453	30	14.468	1:03.517	30	17.688	1:04.176	5	23.422	1:18.184

Dunlop Mini Seven Challenge

LAP CHART FOR RACE 5

(contd.)

Lap 6			Lap 7			Lap 8			Lap 9			Lap 10		
No	Behind	Laptime	No	Behind	Laptime	No	Behind	Laptime	No	Behind	Laptime	No	Behind	Laptime
46		1:01.220	46		1:01.101	46		1:00.893	2		1:00.374	46		1:01.200
2	0.094	1:01.148	2	0.282	1:01.289	2	0.457	1:01.068	46	0.036	1:00.867	2	0.002	1:01.238
0	0.499	1:01.087	0	0.630	1:01.232	0	0.703	1:00.966	0	0.526	1:00.654	6	0.897	1:01.110
6	0.896	1:01.047	6	0.986	1:01.191	6	1.002	1:00.909	6	1.023	1:00.852	3	0.972	1:01.030
3	1.326	1:01.058	3	1.105	1:00.880	3	1.369	1:01.157	3	1.178	1:00.640	0	1.245	1:01.955
21	2.152	1:00.981	21	2.274	1:01.223	21	2.083	1:00.702	21	1.984	1:00.732	21	1.467	1:00.719
8	2.863	1:00.888	8	2.614	1:00.852	8	2.424	1:00.703	8	2.492	1:00.899	8	2.147	1:00.891
78	3.936	1:01.037	78	3.904	1:01.069	78	4.141	1:01.130	78	4.026	1:00.716	78	3.617	1:00.827
37	5.438	1:01.119	37	5.771	1:01.434	37	6.332	1:01.454	37	6.779	1:01.278	37	6.555	1:01.012
35	8.795	1:02.181	14	10.349	1:02.436	14	11.441	1:01.985	14	12.373	1:01.763	14	12.955	1:01.818
22	8.814	1:02.094	35	10.752	1:03.058	35	11.754	1:01.895	35	12.853	1:01.930	35	13.422	1:01.805
14	9.014	1:01.556	7	13.019	1:01.983	7	13.876	1:01.750	7	15.121	1:02.076	7	16.168	1:02.283
7	12.137	1:01.855	26	13.589	1:02.340	26	14.608	1:01.912	26	15.594	1:01.817	26	16.322	1:01.964
26	12.350	1:01.442	34	13.870	1:01.534	34	15.188	1:02.211	34	16.786	1:02.429	34	17.884	1:02.334
34	13.437	1:01.747	22	15.465	1:07.752	38	19.010	1:02.852	38	21.214	1:03.035	38	23.240	1:03.262
38	15.094	1:02.379	38	17.051	1:03.058	24	20.818	1:02.758	24	22.745	1:02.758	24	24.481	1:02.972
23	15.883	1:03.102	24	18.953	1:02.754	20	27.031	1:03.567	27	29.767	1:03.487	5	31.492	1:02.711
24	17.300	1:02.629	20	24.357	1:03.475	27	27.111	1:03.275	5	30.017	1:03.629	27	31.988	1:03.457
20	21.983	1:03.975	27	24.729	1:03.269	5	27.219	1:02.943	20	30.890	1:04.690	20	33.327	1:03.673
27	22.561	1:03.688	30	24.899	1:03.317	30	28.115	1:04.109	30	31.061	1:03.777	30	33.651	1:03.826
30	22.683	1:03.383	5	25.169	1:02.184									
5	24.086	1:01.884	23	47.311	1:32.529P									

Dunlop Mini Seven Challenge

LAP CHART FOR RACE 5

(contd.)

Lap 11			Lap 12			Lap 13			Lap 14			Lap 15		
No	Behind	Laptime	No	Behind	Laptime	No	Behind	Laptime	No	Behind	Laptime	No	Behind	Laptime
2		1:01.024	2		1:01.279	2		1:00.797	2		1:01.233	2		1:01.418
46	0.102	1:01.128	46	0.070	1:01.247	46	0.161	1:00.888	46	0.048	1:01.120	46	0.164	1:01.534
6	0.613	1:00.742	6	0.637	1:01.303	6	1.170	1:01.330	6	0.893	1:00.956	6	0.669	1:01.194
3	0.849	1:00.903	3	0.720	1:01.150	3	1.236	1:01.313	3	1.015	1:01.012	3	0.791	1:01.194
0	1.380	1:01.161	0	1.059	1:00.958	0	1.451	1:01.189	0	1.306	1:01.088	0	0.932	1:01.044
21	1.719	1:01.278	21	1.641	1:01.201	21	1.974	1:01.130	21	2.691	1:01.950	21	3.759	1:02.486
8	2.407	1:01.286	8	2.039	1:00.911	8	2.566	1:01.324	8	2.712	1:01.379	78	3.810	1:01.899
78	3.834	1:01.243	78	3.610	1:01.055	78	3.741	1:00.928	78	3.329	1:00.821	8	4.070	1:02.776
37	6.901	1:01.372	37	7.167	1:01.545	37	7.883	1:01.513	37	8.436	1:01.786	37	9.030	1:02.012
14	13.418	1:01.489	14	13.823	1:01.684	14	14.701	1:01.675	14	15.554	1:02.086	14	15.954	1:01.818
35	13.765	1:01.369	35	14.264	1:01.778	35	15.092	1:01.625	35	15.801	1:01.942	35	16.569	1:02.186
7	17.770	1:02.628	7	19.752	1:03.261	7	20.877	1:01.922	7	21.676	1:02.032	7	22.861	1:02.603
26	17.791	1:02.495	26	19.989	1:03.477	26	21.534	1:02.342	34	23.365	1:02.444	34	24.091	1:02.144
34	18.995	1:02.137	34	20.186	1:02.470	34	22.154	1:02.765	26	24.717	1:04.416	38	32.966	1:03.868
38	25.179	1:02.965	38	26.938	1:03.038	38	28.861	1:02.720	38	30.516	1:02.888	24	34.673	1:04.447
24	26.594	1:03.139	24	28.045	1:02.730	24	29.907	1:02.659	24	31.644	1:02.970	5	36.374	1:01.956
5	32.416	1:01.950	5	33.412	1:02.275	5	34.838	1:02.223	5	35.836	1:02.231	30	44.519	1:03.252
27	34.444	1:03.482	27	36.938	1:03.773	27	40.554	1:04.413	30	42.685	1:03.334	27	46.290	1:04.162
30	35.679	1:03.054	30	37.482	1:03.082	30	40.584	1:03.899	27	43.546	1:04.225	20	46.602	1:03.604
20	36.485	1:04.184	20	38.818	1:03.612	20	41.784	1:03.763	20	44.416	1:03.865			

Weather : Sunny / Dry

msttimina.com

Page 3 of 3

Brands Hatch
 Circuit Length = 1.2262 miles.
 Start: 15:10 End: 15:26
 Printed - 15:29 Sunday, 16 July 2006

**MGCC MotorsportAds.co.uk MG Trophy Championship
QUALIFYING FOR RACE 2**

POS	NO	CL	DRIVER	NAT	CAR	TIME	LAPS	GAP	MPH
1	94	B	Paul WALLACE		MG ZR	54.991	19		80.27
2	95	B	Dean CLEMENTS		MG ZR	55.075	19	0.084	80.15
3	87	B	Colin ROBERTSON		MG ZR	55.352	20	0.361	79.75
4	77	B	Malcolm GAMMONS		MG ZR	55.389	20	0.398	79.69
5	1	B	Barry BENHAM		MG ZR	55.420	17	0.429	79.65
6	85	B	Sean PETERS		MG ZR	55.775	21	0.784	79.14
7	99	B	Nick BARFOOT		MG ZR	55.790	20	0.799	79.12
8	73	B	Christopher BRAY		MG ZR	56.108	15	1.117	78.67
9	11	A	Bolaji ODUNSI		MG TF	56.526	21	1.535	78.09
10	12	A	David PIERCE		MG TF	56.572	17	1.581	78.03
11	20	A	Robert DAY		MG TF	56.688	21	1.697	77.87
12	21	A	Paul PHIPPS		MG TF	56.967	21	1.976	77.48
13	15	A	Sacha MACKENZIE		MG TF	57.205	21	2.214	77.16
14	6	A	Geoff HOLMES		MG TF	57.210	19	2.219	77.16
15	83	B	David COULTHARD		MG ZR	57.314	20	2.323	77.02
16	17	A	Mark TAYLOR		MG TF	57.613	21	2.622	76.62

Car No 73 - Transponder did not work at any time.

Weather : Sunny / Dry

These results are provisional until the conclusion of any judicial and technical matters.

Brands Hatch

Circuit Length = 1.2262 miles.

Start: 10:21 End: 10:41

Clerk of Course:	Stewards:	Timekeeper:
------------------	-----------	-------------

MGCC MotorsportAds.co.uk MG Trophy Championship LAP ANALYSIS - QUALIFYING RACE 2

1	Barry BENHAM				MG ZR
1 -	1:52.746	6 -	57.048	11 -	55.420
2 -	58.511	7 -	56.998	12 -	55.931
3 -	57.484	8 -	4:18.324P	13 -	55.630
4 -	1:11.110	9 -	1:01.315	14 -	59.918
5 -	57.223	10 -	55.542	15 -	55.805
6	Geoff HOLMES				MG TF
1 -	1:34.943	6 -	59.180	11 -	57.479
2 -	1:04.017	7 -	58.862	12 -	1:09.069
3 -	59.522	8 -	57.480	13 -	58.699
4 -	58.458	9 -	58.231	14 -	57.613
5 -	58.356	10 -	57.754	15 -	57.695
11	Bolaji ODUNSI				MG TF
1 -	1:28.882	6 -	57.974	11 -	57.531
2 -	1:02.009	7 -	56.910	12 -	57.279
3 -	58.896	8 -	57.183	13 -	57.358
4 -	57.446	9 -	57.681	14 -	57.434
5 -	57.276	10 -	57.334	15 -	57.146
				16 -	57.415
				17 -	56.526
				18 -	57.777
				19 -	57.840
				20 -	57.843
				21 -	1:01.070
12	David PIERCE				MG TF
1 -	1:36.777	6 -	56.801	11 -	1:08.486
2 -	1:02.410	7 -	57.071	12 -	58.108
3 -	1:04.403	8 -	56.664	13 -	56.572
4 -	57.665	9 -	56.675	14 -	58.124
5 -	57.248	10 -	3:50.571P	15 -	59.682
15	Sacha MACKENZIE				MG TF
1 -	1:19.922	6 -	1:02.572	11 -	57.614
2 -	59.130	7 -	57.919	12 -	57.437
3 -	58.899	8 -	58.462	13 -	57.478
4 -	57.890	9 -	58.047	14 -	57.364
5 -	57.797	10 -	57.205	15 -	57.739
				16 -	57.668
				17 -	57.913
				18 -	57.904
				19 -	57.832
				20 -	57.810
17	Mark TAYLOR				MG TF
1 -	1:15.907	6 -	59.147	11 -	57.892
2 -	1:00.328	7 -	58.320	12 -	57.937
3 -	59.206	8 -	57.640	13 -	57.815
4 -	58.716	9 -	58.027	14 -	57.800
5 -	58.944	10 -	59.562	15 -	58.013
				16 -	58.786
				17 -	57.757
				18 -	58.038
				19 -	57.613
				20 -	57.819
20	Robert DAY				MG TF
1 -	1:28.220	6 -	57.782	11 -	57.823
2 -	1:02.112	7 -	58.941	12 -	57.362
3 -	59.757	8 -	58.068	13 -	56.966
4 -	58.128	9 -	1:01.309	14 -	57.137
5 -	57.429	10 -	58.388	15 -	57.304
				16 -	57.253
				17 -	56.980
				18 -	56.688
				19 -	57.292
				20 -	57.453
				21 -	57.266

Car No 73 - Transponder did not work at any time.
Weather : Sunny / Dry

Brands Hatch
Circuit Length = 1.2262 miles.
Start: 10:21 End: 10:41
Printed - 10:44 Sunday, 16 July 2006

MGCC MotorsportAds.co.uk MG Trophy Championship

LAP ANALYSIS - QUALIFYING RACE 2

(contd.)

21	Paul PHIPPS					MG TF
1 -	1:28.560	6 -	57.824	11 -	57.706	16 - 57.987 21 - 1:01.344
2 -	1:02.195	7 -	56.967	12 -	57.360	17 - 57.702
3 -	59.816	8 -	57.482	13 -	57.117	18 - 58.052
4 -	58.291	9 -	57.550	14 -	57.237	19 - 57.340
5 -	57.318	10 -	57.446	15 -	57.519	20 - 57.331
73	Christopher BRAY					MG ZR
1 -	1:20.185	6 -	56.642	11 -	56.673	
2 -	58.917	7 -	56.571	12 -	56.110	
3 -	56.993	8 -	56.906	13 -	56.108	
4 -	58.002	9 -	6:58.481P	14 -	56.151	
5 -	56.681	10 -	1:05.640	15 -	1:00.240	
77	Malcolm GAMMONS					MG ZR
1 -	1:11.793	6 -	55.815	11 -	55.806	16 - 55.582
2 -	56.701	7 -	2:07.914P	12 -	55.818	17 - 55.954
3 -	55.741	8 -	1:04.524	13 -	55.781	18 - 56.256
4 -	55.575	9 -	55.922	14 -	55.946	19 - 56.113
5 -	55.389	10 -	55.549	15 -	55.822	20 - 56.159
83	David COULTHARD					MG ZR
1 -	1:34.562	6 -	57.372	11 -	1:01.177	16 - 58.025
2 -	1:03.779	7 -	59.506	12 -	1:09.176	17 - 57.955
3 -	59.225	8 -	57.314	13 -	57.885	18 - 58.220
4 -	57.947	9 -	57.488	14 -	57.842	19 - 1:05.548
5 -	57.539	10 -	57.562	15 -	58.034	20 - 57.379
85	Sean PETERS					MG ZR
1 -	1:27.324	6 -	56.863	11 -	55.882	16 - 55.962 21 - 56.193
2 -	1:02.413	7 -	56.132	12 -	56.409	17 - 56.165
3 -	58.452	8 -	56.116	13 -	55.958	18 - 55.775
4 -	57.460	9 -	55.825	14 -	55.955	19 - 56.655
5 -	56.612	10 -	56.120	15 -	56.064	20 - 56.154
87	Colin ROBERTSON					MG ZR
1 -	1:21.852	6 -	1:08.097	11 -	1:11.002	16 - 55.765
2 -	1:04.771	7 -	55.566	12 -	55.906	17 - 1:11.454
3 -	56.141	8 -	55.352	13 -	1:01.180	18 - 1:09.135
4 -	55.548	9 -	55.709	14 -	1:07.025	19 - 1:08.879
5 -	55.556	10 -	56.069	15 -	56.066	20 - 56.133
94	Paul WALLACE					MG ZR
1 -	1:11.295	6 -	2:39.597P	11 -	1:01.742	16 - 59.275
2 -	56.834	7 -	1:02.842	12 -	55.382	17 - 1:03.058
3 -	55.793	8 -	58.796	13 -	55.497	18 - 55.032
4 -	55.332	9 -	54.991	14 -	1:03.130	19 - 55.350
5 -	55.628	10 -	55.234	15 -	55.009	

Car No 73 - Transponder did not work at any time.
Weather : Sunny / Dry

Brands Hatch
Circuit Length = 1.2262 miles.
Start: 10:21 End: 10:41
Printed - 10:44 Sunday, 16 July 2006

**MGCC MotorsportAds.co.uk MG Trophy Championship
LAP ANALYSIS - QUALIFYING RACE 2**

(contd.)


95	Dean CLEMENTS								MG ZR
1 -	1:28.491	6 -	56.870	11 -	55.609	16 -	55.302		
2 -	58.810	7 -	55.725	12 -	55.796	17 -	55.695		
3 -	56.132	8 -	55.330	13 -	2:36.478P	18 -	1:02.085		
4 -	55.615	9 -	55.785	14 -	1:05.158	19 -	1:03.147		
5 -	55.075	10 -	55.401	15 -	55.510				

99	Nick BARFOOT								MG ZR
1 -	1:13.526	6 -	56.045	11 -	56.336	16 -	1:05.967		
2 -	56.767	7 -	56.034	12 -	1:00.016	17 -	56.007		
3 -	55.946	8 -	56.112	13 -	57.742	18 -	56.131		
4 -	55.870	9 -	56.105	14 -	1:05.329	19 -	56.052		
5 -	55.790	10 -	56.204	15 -	2:24.926P	20 -	56.754		

Car No 73 - Transponder did not work at any time.
Weather : Sunny / Dry

Brands Hatch
Circuit Length = 1.2262 miles.
Start: 10:21 End: 10:41
Printed - 10:44 Sunday, 16 July 2006

**MGCC MotorsportAds.co.uk MG Trophy Championship
GRID FOR RACE 2**

ROW 8	83 COULTHARD	17 TAYLOR
ROW 7	15 MACKENZIE	6 HOLMES
ROW 6	20 DAY	21 PHIPPS
ROW 5	11 ODUNSI	12 PIERCE
ROW 4	99 BARFOOT	73 BRAY
ROW 3	1 BENHAM	85 PETERS
ROW 2	87 ROBERTSON	77 GAMMONS
ROW 1	94 WALLACE	95 CLEMENTS
	POLE	
		

Car No 73 - Transponder did not work at any time.

Weather : Sunny / Dry

These results are provisional until the conclusion of any judicial and technical matters.

Brands Hatch

Circuit Length = 1.2262 miles.

Start: 10:21 End: 10:41

Clerk of Course:

Stewards:

Timekeeper:

MGCC MotorsportAds.co.uk MG Trophy Championship
PROVISIONAL RESULT - RACE 2 - Amended

POS	NO	CL	DRIVER	NAT	CAR	TIME	LAPS	GAP	MPH	BEST
1	77	B	Malcolm GAMMONS		MG ZR	18:53.095	20		77.97	55.940
2	87	B	Colin ROBERTSON		MG ZR	18:56.543	20	3.448	77.73	56.135
3	99	B	Nick BARFOOT		MG ZR	18:58.218	20	5.123	77.62	56.346
4	85	B	Sean PETERS		MG ZR	19:00.709	20	7.614	77.45	56.365
5	12	A	David PIERCE		MG TF	19:16.520	20	23.425	76.39	57.071
6	11	A	Bolaji ODUNSI		MG TF	19:30.963	20	37.868	75.45	57.400
7	83	B	David COULTHARD		MG ZR	19:36.305	20	43.210	75.11	57.922
8	17	A	Mark TAYLOR		MG TF	19:40.208	20	47.113	74.86	57.972
9	6	A	Goff HOLMES		MG TF	19:40.600	20	47.505	74.83	57.922
10	15	A	Sacha MACKENZIE		MG TF	19:48.193	20	55.098	74.36	57.868
11	94	B	Paul WALLACE		MG ZR	18:54.252	16	4 LAPS	62.32	56.212

NOT CLASSIFIED

73	B	Christopher BRAY		MG ZR	10:27.082	11	D.N.F.	77.54	56.223
21	A	Paul PHIPPS		MG TF	9:52.149	10	D.N.F.	74.66	57.546
20	A	Robert DAY		MG TF	1:04.523	1	D.N.F.	69.46	1:04.523
95	B	Dean CLEMENTS		MG ZR		0	D.N.F.	N/A	

FASTEST LAP

77	B	Malcolm GAMMONS		MG ZR	55.940	4	78.91mph	126.99kph
12	A	David PIERCE		MG TF	57.071	4	77.34mph	124.47kph

Car No 1 - 10 second penalty - J.13.3. False start. Car 1 Excluded - E5.1.8 & O1.1.6

Weather : Sunny / Dry

These results are provisional until the conclusion of any judicial and technical matters.

Brands Hatch

Circuit Length = 1.2262 miles.

Start: 12:37 End: 12:56

Clerk of Course:	Stewards:	Timekeeper:
------------------	-----------	-------------

**MGCC MotorsportAds.co.uk MG Trophy Championship
LAP CHART FOR RACE 2**

Lap 1			Lap 2			Lap 3			Lap 4			Lap 5		
No	Behind	Laptime	No	Behind	Laptime	No	Behind	Laptime	No	Behind	Laptime	No	Behind	Laptime
94		57.720	94		56.212	94		56.378	94		56.348	1		56.615
1	0.482	58.202	1	0.145	55.875	1	0.434	56.667	1	0.110	56.024	94	0.193	56.918
87	0.933	58.653	87	0.856	56.135	77	0.945	56.114	77	0.537	55.940	77	0.466	56.654
77	1.186	58.906	77	1.209	56.235	87	1.000	56.522	87	1.163	56.511	87	0.840	56.402
99	1.621	59.341	99	1.755	56.346	99	1.889	56.512	99	1.993	56.452	99	1.799	56.531
73	2.294	1:00.014	73	2.366	56.284	73	2.413	56.425	73	2.288	56.223	73	2.003	56.440
85	2.715	1:00.435	85	3.105	56.602	85	3.395	56.668	85	3.645	56.598	85	3.980	57.060
20	6.803	1:04.523	12	8.256	57.638	12	9.098	57.220	12	9.821	57.071	12	10.517	57.421
12	6.830	1:04.550	15	10.037	58.721	15	11.527	57.868	15	13.398	58.219	15	14.586	57.913
21	7.345	1:05.065	21	10.495	59.362	21	12.152	58.035	21	13.774	57.970	21	14.709	57.660
15	7.528	1:05.248	11	11.083	59.407	11	12.932	58.227	11	14.367	57.783	11	15.442	57.800
11	7.888	1:05.608	83	11.313	59.224	83	13.497	58.562	83	15.576	58.427	83	17.210	58.359
6	8.152	1:05.872	6	11.758	59.818	6	14.339	58.959	6	16.462	58.471	6	18.530	58.793
83	8.301	1:06.021	17	12.497	1:00.021	17	15.312	59.193	17	17.622	58.658	17	19.281	58.384
17	8.688	1:06.408												

Car No 1 - 10 second penalty - J.13.3. False start.
Weather : Sunny / Dry

Brands Hatch
Circuit Length = 1.2262 miles.
Start: 12:37 End: 12:56
Printed - 12:58 Sunday, 16 July 2006

**MGCC MotorsportAds.co.uk MG Trophy Championship
LAP CHART FOR RACE 2**

(contd.)

Lap 6			Lap 7			Lap 8			Lap 9			Lap 10		
No	Behind	Laptime	No	Behind	Laptime	No	Behind	Laptime	No	Behind	Laptime	No	Behind	Laptime
77		57.570	77		56.473	77		56.607	77		56.548	77		56.287
87	0.836	58.032	87	1.200	56.837	87	1.363	56.770	87	1.307	56.492	87	1.425	56.405
99	1.807	58.044	99	2.269	56.935	73	2.235	56.560	73	2.545	56.858	73	2.719	56.461
73	1.951	57.984	73	2.282	56.804	99	3.095	57.433	99	3.288	56.741	99	3.437	56.436
94	2.185	1:00.028	94	4.719	59.007	85	5.859	57.663	85	5.676	56.365	85	6.157	56.768
85	3.251	57.307	85	4.803	58.025	94	8.511	1:00.399	12	13.551	57.519	12	14.421	57.157
12	10.377	57.896	12	11.431	57.527	12	12.580	57.756	21	23.556	57.836	21	24.815	57.546
11	18.403	1:00.997	11	20.575	58.645	21	22.268	57.951	11	23.940	57.409	11	25.213	57.560
21	18.619	1:01.946	21	20.924	58.778	11	23.079	59.111	83	25.056	58.190	83	26.799	58.030
83	18.871	59.697	83	21.233	58.835	83	23.414	58.788	6	26.091	58.729	6	28.050	58.246
6	19.851	59.357	6	21.908	58.530	6	23.910	58.609	17	27.062	59.223	17	28.747	57.972
17	20.538	59.293	17	22.445	58.380	17	24.387	58.549	15	31.623	58.045	15	33.388	58.052
15	26.860	1:10.310	15	28.491	58.104	15	30.126	58.242						

Car No 1 - 10 second penalty - J.13.3. False start.
Weather : Sunny / Dry

Brands Hatch
Circuit Length = 1.2262 miles.
Start: 12:37 End: 12:56

**MGCC MotorsportAds.co.uk MG Trophy Championship
LAP CHART FOR RACE 2**

(contd.)

Lap 11			Lap 12			Lap 13			Lap 14			Lap 15		
No	Behind	Laptime	No	Behind	Laptime	No	Behind	Laptime	No	Behind	Laptime	No	Behind	Laptime
77		56.576	77		56.613	77		56.487	77		56.479	77		56.567
87	1.418	56.569	87	1.175	56.370	87	1.363	56.675	87	2.590	57.706	87	3.296	57.273
73	3.172	57.029	99	3.652	56.675	99	3.761	56.596	99	4.292	57.010	99	4.961	57.236
99	3.590	56.729	85	6.087	56.675	85	6.639	57.039	85	7.085	56.925	85	7.390	56.872
85	6.025	56.444	12	15.864	57.268	12	16.823	57.446	94	3 LAPS	1:08.298	94	3 LAPS	1:05.311
12	15.209	57.364	11	29.037	57.897	11	30.128	57.578	12	17.572	57.228	12	18.341	57.336
11	27.753	59.116	83	29.913	57.997	83	31.429	58.003	11	31.113	57.464	11	31.946	57.400
83	28.529	58.306	6	31.717	58.719	6	33.544	58.314	83	32.872	57.922	83	34.286	57.981
6	29.611	58.137	17	32.115	58.452	17	33.995	58.367	6	35.743	58.678	6	37.492	58.316
17	30.276	58.105	15	37.372	58.637	15	39.413	58.528	17	36.004	58.488	17	37.884	58.447
15	35.348	58.536	94	2 LAPS	1:12.746				15	41.493	58.559	15	43.883	58.957
94	2 LAPS	3:17.509P												

Car No 1 - 10 second penalty - J.13.3. False start.
Weather : Sunny / Dry

Brands Hatch
Circuit Length = 1.2262 miles.
Start: 12:37 End: 12:56
Printed - 12:58 Sunday, 16 July 2006

**MGCC MotorsportAds.co.uk MG Trophy Championship
LAP CHART FOR RACE 2**


(contd.)

Lap 16			Lap 17			Lap 18			Lap 19			Lap 20		
No	Behind	Laptime	No	Behind	Laptime	No	Behind	Laptime	No	Behind	Laptime	No	Behind	Laptime
77		56.526	77		56.464	77		56.578	77		56.774	77		56.697
87	3.709	56.939	87	4.019	56.774	87	3.849	56.408	87	3.604	56.529	94	4 LAPS	1:07.439
99	5.075	56.640	99	5.138	56.527	99	4.935	56.375	99	4.890	56.729	87	3.448	56.541
85	7.538	56.674	85	8.036	56.962	85	8.039	56.581	85	7.712	56.447	99	5.123	56.930
12	20.000	58.185	12	21.013	57.477	12	21.919	57.484	12	22.432	57.287	85	7.614	56.599
94	3 LAPS	1:05.468	11	34.203	57.614	11	35.156	57.531	11	36.430	58.048	12	23.425	57.690
11	33.053	57.633	94	3 LAPS	1:05.803	83	39.426	58.273	83	41.206	58.554	11	37.868	58.135
83	35.689	57.929	83	37.731	58.506	17	44.043	58.357	17	45.592	58.323	83	43.210	58.701
6	39.606	58.640	6	41.642	58.500	6	45.093	1:00.029	6	46.241	57.922	17	47.113	58.218
17	40.101	58.743	17	42.264	58.627	94	3 LAPS	1:08.668	15	53.194	59.049	6	47.505	57.961
15	46.010	58.653	15	48.258	58.712	15	50.919	59.239				15	55.098	58.601

Car No 1 - 10 second penalty - J.13.3. False start.
Weather : Sunny / Dry

Brands Hatch
Circuit Length = 1.2262 miles.
Start: 12:37 End: 12:56

**MGCC MotorsportAds.co.uk MG Trophy Championship
GRID FOR RACE 6**

ROW 8	83 COULTHARD	17 TAYLOR
ROW 7	6 HOLMES	15 MACKENZIE
ROW 6	20 DAY	21 PHIPPS
ROW 5	12 PIERCE	11 ODUNSI
ROW 4	99 BARFOOT	73 BRAY
ROW 3	77 GAMMONS	85 PETERS
ROW 2	1 BENHAM	87 ROBERTSON
ROW 1	94 WALLACE	95 CLEMENTS
POLE		
		

Weather : Sunny / Dry

These results are provisional until the conclusion of any judicial and technical matters.

Brands Hatch
Circuit Length = 1.2262 miles.

Clerk of Course:

Stewards:

Timekeeper:

MGCC MotorsportAds.co.uk MG Trophy Championship

PROVISIONAL RESULT - RACE 6

POS	NO	CL	DRIVER	NAT	CAR	TIME	LAPS	GAP	MPH	BEST
1	73	B	Christopher BRAY		MG ZR	19:03.877	20		77.24	55.891
2	85	B	Sean PETERS		MG ZR	19:24.343	20	20.466	75.88	56.366
3	1	B	Barry BENHAM		MG ZR	19:26.460	20	22.583	75.74	56.132
4	20	A	Robert DAY		MG TF	19:43.694	20	39.817	74.64	57.237
5	21	A	Paul PHIPPS		MG TF	19:44.599	20	40.722	74.58	57.171
6	11	A	Bolaji ODUNSI		MG TF	19:52.380	20	48.503	74.09	57.222
7	6	A	Goff HOLMES		MG TF	19:15.805	19	1 LAP	72.62	57.310
NOT CLASSIFIED										
83	B	David COULTHARD		MG ZR		12:44.815	13	D.N.F.	75.12	57.406
77	B	Malcolm GAMMONS		MG ZR		9:35.975	10	D.N.F.	76.75	56.335
15	A	Sacha MACKENZIE		MG TF			0	D.N.F.	N/A	
87	B	Colin ROBERTSON		MG ZR			0	D.N.F.	N/A	
99	B	Nick BARFOOT		MG ZR			0	D.N.F.	N/A	
FASTEST LAP										
73	B	Christopher BRAY		MG ZR		55.891	2	78.98mph	127.10kph	
21	A	Paul PHIPPS		MG TF		57.171	6	77.21mph	124.26kph	

Weather : Bright / Dry

These results are provisional until the conclusion of any judicial and technical matters.

Brands Hatch

Circuit Length = 1.2262 miles.

Start: 15:41 End: 16:00

Clerk of Course:	Stewards:	Timekeeper:
------------------	-----------	-------------

MGCC MotorsportAds.co.uk MG Trophy Championship
PROVISIONAL RESULT - RACE 6 - Amended

POS	NO	CL	DRIVER	NAT	CAR	TIME	LAPS	GAP	MPH	BEST
1	73	B	Christopher BRAY		MG ZR	19:03.877	20		77.24	55.891
2	85	B	Sean PETERS		MG ZR	19:24.343	20	20.466	75.88	56.366
3	20	A	Robert DAY		MG TF	19:43.694	20	39.817	74.64	57.237
4	21	A	Paul PHIPPS		MG TF	19:44.599	20	40.722	74.58	57.171
5	11	A	Bolaji ODUNSI		MG TF	19:52.380	20	48.503	74.09	57.222
6	6	A	Goff HOLMES		MG TF	19:15.805	19	1 LAP	72.62	57.310
NOT CLASSIFIED										
83	B	David COULTHARD		MG ZR	12:44.815	13	D.N.F.	75.12	57.406	
77	B	Malcolm GAMMONS		MG ZR	9:35.975	10	D.N.F.	76.75	56.335	
99	B	Nick BARFOOT		MG ZR		0	D.N.F.	N/A		
87	B	Colin ROBERTSON		MG ZR		0	D.N.F.	N/A		
15	A	Sacha MACKENZIE		MG TF		0	D.N.F.	N/A		
FASTEST LAP										
73	B	Christopher BRAY		MG ZR	55.891	2	78.98mph	127.10kph		
21	A	Paul PHIPPS		MG TF	57.171	6	77.21mph	124.26kph		

Car 1 Excluded - 0.2.1.3 (d)

Weather : Bright / Dry

These results are provisional until the conclusion of any judicial and technical matters.

Brands Hatch

Circuit Length = 1.2262 miles.

Start: 15:41 End: 16:00

Clerk of Course:	Stewards:	Timekeeper:
------------------	-----------	-------------

**MGCC MotorsportAds.co.uk MG Trophy Championship
LAP CHART FOR RACE 6**

Lap 1			Lap 2			Lap 3			Lap 4			Lap 5		
No	Behind	Laptime	No	Behind	Laptime	No	Behind	Laptime	No	Behind	Laptime	No	Behind	Laptime
1		58.981	1		56.615	1		56.317	1		56.132	1		56.425
73	0.937	59.918	73	0.213	55.891	73	0.111	56.215	73	0.153	56.174	73	0.075	56.347
83	6.133	1:05.114	83	7.775	58.257	77	8.800	56.335	77	9.297	56.629	77	9.215	56.343
85	7.201	1:06.182	77	8.782	57.292	83	8.996	57.538	85	9.874	56.722	85	9.815	56.366
6	7.334	1:06.315	85	8.794	58.208	85	9.284	56.807	83	11.157	58.293	83	12.578	57.846
20	8.095	1:07.076	6	9.898	59.179	6	11.173	57.592	6	12.608	57.567	6	13.498	57.315
77	8.105	1:07.086	20	11.001	59.521	20	11.973	57.289	20	13.433	57.592	20	14.582	57.574
21	8.813	1:07.794	21	11.211	59.013	21	12.697	57.803	21	14.387	57.822	21	15.768	57.806
11	21.641	1:20.622	11	23.723	58.697	11	25.429	58.023	11	27.792	58.495	11	29.108	57.741

**MGCC MotorsportAds.co.uk MG Trophy Championship
LAP CHART FOR RACE 6**

(contd.)

Lap 6			Lap 7			Lap 8			Lap 9			Lap 10		
No	Behind	Laptime	No	Behind	Laptime	No	Behind	Laptime	No	Behind	Laptime	No	Behind	Laptime
1		56.495	1		56.306	73		56.658	73		59.478	73		56.656
73	0.089	56.509	73	0.141	56.358	1	0.145	56.944	1	0.203	59.536	1	2.403	58.856
77	9.153	56.433	77	9.217	56.370	77	8.934	56.516	77	6.040	56.584	77	5.771	56.387
85	10.078	56.758	85	10.437	56.665	85	10.205	56.567	85	7.644	56.917	85	7.730	56.742
83	13.489	57.406	83	14.643	57.460	83	15.789	57.945	83	14.284	57.973	83	15.583	57.955
6	14.710	57.707	6	16.224	57.820	6	16.735	57.310	6	15.041	57.784	20	17.264	58.450
20	15.324	57.237	20	16.741	57.723	20	17.498	57.556	20	15.470	57.450	21	17.985	58.349
21	16.444	57.171	21	17.472	57.334	21	18.131	57.458	21	16.292	57.639	6	18.214	59.829
11	30.151	57.538	11	31.573	57.728	11	32.201	57.427	11	29.945	57.222	11	30.637	57.348

**MGCC MotorsportAds.co.uk MG Trophy Championship
LAP CHART FOR RACE 6**

(contd.)

Lap 11			Lap 12			Lap 13			Lap 14			Lap 15		
No	Behind	Laptime	No	Behind	Laptime	No	Behind	Laptime	No	Behind	Laptime	No	Behind	Laptime
73		56.460	73		59.189	73		58.369	73		57.355	73		57.171
1	4.539	58.596	1	6.275	1:00.925	1	7.558	59.652	1	9.306	59.103	1	10.980	58.845
85	10.492	59.222	85	10.250	58.947	85	10.096	58.215	85	10.409	57.668	85	11.106	57.868
83	18.874	59.751	20	19.428	59.379	83	20.593	59.509	20	21.951	58.318	20	25.146	1:00.366
20	19.238	58.434	83	19.453	59.768	20	20.988	59.929	21	23.537	59.059	21	27.211	1:00.845
21	20.072	58.547	21	19.781	58.898	21	21.833	1:00.421	6	40.009	1:02.201	11	43.212	58.870
6	22.389	1:00.635	6	31.496	1:08.296	6	35.163	1:02.036	11	41.513	1:00.053	6	44.880	1:02.042
11	35.890	1:01.713	11	37.649	1:00.948	11	38.815	59.535						

**MGCC MotorsportAds.co.uk MG Trophy Championship
LAP CHART FOR RACE 6**

(contd.)

Lap 16			Lap 17			Lap 18			Lap 19			Lap 20		
No	Behind	Laptime	No	Behind	Laptime	No	Behind	Laptime	No	Behind	Laptime	No	Behind	Laptime
73		57.035	73		56.807	73		57.317	73		56.707	73		57.263
1	13.220	59.275	1	15.836	59.423	6	1 LAP	1:03.979	6	1 LAP	1:02.223	6	1 LAP	1:00.831
85	13.251	59.180	85	16.052	59.608	1	18.122	59.603	85	20.373	58.689	85	20.466	57.356
20	28.034	59.923	20	31.554	1:00.327	85	18.391	59.656	1	21.013	59.598	1	22.583	58.833
21	29.949	59.773	21	33.739	1:00.597	20	34.482	1:00.245	20	37.211	59.436	20	39.817	59.869
11	44.554	58.377	11	46.023	58.276	21	35.762	59.340	21	38.424	59.369	21	40.722	59.561
6	52.989	1:05.144				11	47.151	58.445	11	48.129	57.685	11	48.503	57.637

Dunlop Mini Miglia Challenge

QUALIFYING FOR RACE 3

POS	NO	CL	DRIVER	NAT	CAR	TIME	LAPS	GAP	MPH
1	8	A	Tim SIMS		Mini Miglia	55.098	12		80.11
2	3	A	Bill SOLLIS		Mini Miglia	55.247	16	0.149	79.90
3	21	A	James HALL		Mini Miglia	55.341	13	0.243	79.76
4	2	A	Kelly ROGERS		Mini Miglia	55.439	14	0.341	79.62
5	83	A	Colin PEACOCK		Mini Miglia	55.951	16	0.853	78.89
6	50	A	Richard WAGER		Mini Miglia	56.486	15	1.388	78.14
7	6	A	Mark SIMS		Mini Miglia	56.692	14	1.594	77.86
8	7	A	Ralph SAUNDERS		Mini Miglia	56.705	11	1.607	77.84
9	39	A	Paul WOODBRIDGE		Mini Miglia	56.706	9	1.608	77.84
10	15	A	Gordon POCOCK		Mini Miglia	56.988	3	1.890	77.46
11	29	A	Gerald DALE		Mini Miglia	57.096	15	1.998	77.31
12	69	A	Tony LE MAY		Mini Miglia	57.176	13	2.078	77.20
13	42	A	Paul SIMMONDS		Mini Miglia	57.502	14	2.404	76.76
14	25	A	Stephen KING		Mini Miglia	57.550	10	2.452	76.70
15	28	A	Philip LEE		Mini Miglia	57.572	12	2.474	76.67
16	13	S	Phil HARVEY		Mini Miglia	58.316	15	3.218	75.69
17	17	A	Steve WHITELEY		Mini Miglia	59.515	11	4.417	74.17
18	24	A	Steve ANSTISS		Mini Miglia	59.747	14	4.649	73.88

Weather : Sunny / Dry

These results are provisional until the conclusion of any judicial and technical matters.

Brands Hatch

Circuit Length = 1.2262 miles.

Start: 10:45 End: 11:00

Clerk of Course:

Stewards:

Timekeeper:

Dunlop Mini Miglia Challenge

LAP ANALYSIS - QUALIFYING RACE 3

2	Kelly ROGERS	Mini Miglia			
1 -	1:33.891	6 -	55.773	11 -	56.433
2 -	1:02.169	7 -	55.721	12 -	2:38.297P
3 -	55.746	8 -	55.439	13 -	1:03.100
4 -	1:02.081	9 -	1:08.333	14 -	55.444
5 -	56.379	10 -	55.501		
3	Bill SOLLIS	Mini Miglia			
1 -	1:29.298	6 -	55.253	11 -	55.600
2 -	55.572	7 -	55.530	12 -	55.601
3 -	55.247	8 -	55.484	13 -	55.370
4 -	58.668	9 -	1:08.450	14 -	55.659
5 -	55.257	10 -	57.297	15 -	55.950
6	Mark SIMS	Mini Miglia			
1 -	1:16.084	6 -	56.692	11 -	58.715
2 -	57.961	7 -	56.766	12 -	1:02.542
3 -	56.849	8 -	56.830	13 -	59.949
4 -	56.782	9 -	58.770	14 -	57.694
5 -	56.738	10 -	1:00.612		
7	Ralph SAUNDERS	Mini Miglia			
1 -	1:16.411	6 -	56.756	11 -	57.884
2 -	58.222	7 -	56.705		
3 -	57.322	8 -	57.169		
4 -	57.300	9 -	59.153		
5 -	57.069	10 -	57.716		
8	Tim SIMS	Mini Miglia			
1 -	1:38.760	6 -	55.098	11 -	55.703
2 -	56.501	7 -	1:04.717	12 -	56.020
3 -	55.308	8 -	1:02.900		
4 -	55.484	9 -	57.125		
5 -	55.557	10 -	55.715		
13	Phil HARVEY	Mini Miglia			
1 -	1:29.570	6 -	59.317	11 -	58.455
2 -	1:01.544	7 -	58.320	12 -	59.144
3 -	58.692	8 -	58.402	13 -	59.679
4 -	58.512	9 -	58.747	14 -	58.988
5 -	58.394	10 -	58.316	15 -	58.857
15	Gordon POCOCK	Mini Miglia			
1 -	1:30.187				
2 -	59.210				
3 -	56.988				

Dunlop Mini Miglia Challenge LAP ANALYSIS - QUALIFYING RACE 3

(contd.)

17	Steve WHITELEY	Mini Miglia
1 - 1:44.665	6 - 1:00.397	11 - 1:03.147
2 - 1:05.825	7 - 1:00.683	
3 - 1:02.088	8 - 1:02.324	
4 - 1:00.970	9 - 59.515	
5 - 1:00.345	10 - 59.919	
21	James HALL	Mini Miglia
1 - 1:18.017	6 - 1:00.772	11 - 1:43.816
2 - 56.501	7 - 56.493	12 - 55.341
3 - 56.294	8 - 55.971	13 - 55.497
4 - 55.924	9 - 1:40.307P	
5 - 55.954	10 - 2:36.410P	
24	Steve ANSTISS	Mini Miglia
1 - 1:43.364	6 - 59.986	11 - 1:00.936
2 - 1:05.260	7 - 1:00.559	12 - 1:01.237
3 - 1:02.712	8 - 1:04.775	13 - 59.747
4 - 1:00.101	9 - 1:08.263	14 - 59.930
5 - 1:00.126	10 - 1:07.850	
25	Stephen KING	Mini Miglia
1 - 1:24.839	6 - 1:11.150	
2 - 1:00.677	7 - 4:00.399P	
3 - 58.552	8 - 1:12.840	
4 - 1:02.924	9 - 58.293	
5 - 2:28.954P	10 - 57.550	
28	Philip LEE	Mini Miglia
1 - 1:21.138	6 - 58.201	11 - 58.020
2 - 1:01.172	7 - 57.572	12 - 2:45.422P
3 - 57.672	8 - 57.903	
4 - 59.875	9 - 57.649	
5 - 58.332	10 - 57.981	
29	Gerald DALE	Mini Miglia
1 - 1:23.558	6 - 57.416	11 - 57.411
2 - 1:00.127	7 - 57.096	12 - 58.126
3 - 58.594	8 - 57.775	13 - 58.375
4 - 58.343	9 - 1:06.231	14 - 57.337
5 - 57.721	10 - 1:00.936	15 - 57.888
39	Paul WOODBRIDGE	Mini Miglia
1 - 1:31.135	6 - 56.706	
2 - 58.756	7 - 56.847	
3 - 57.132	8 - 57.017	
4 - 57.568	9 - 57.243	
5 - 57.731		

Weather : Sunny / Dry


Dunlop Mini Miglia Challenge LAP ANALYSIS - QUALIFYING RACE 3

(contd.)

42	Paul SIMMONDS	Mini Miglia			
1 -	1:22.658	6 -	57.502	11 -	1:04.154
2 -	58.985	7 -	57.698	12 -	2:16.821 P
3 -	58.015	8 -	1:03.930	13 -	1:06.475
4 -	1:00.182	9 -	58.424	14 -	58.254
5 -	57.618	10 -	57.677		
50	Richard WAGER	Mini Miglia			
1 -	1:43.744	6 -	56.817	11 -	56.528
2 -	1:04.656	7 -	56.486	12 -	1:01.924
3 -	1:02.035	8 -	58.640	13 -	59.566
4 -	58.987	9 -	56.493	14 -	56.689
5 -	57.258	10 -	56.605	15 -	56.992
69	Tony LE MAY	Mini Miglia			
1 -	1:20.533	6 -	57.767	11 -	57.644
2 -	1:04.097	7 -	57.176	12 -	1:05.833
3 -	58.802	8 -	57.588	13 -	2:45.755 P
4 -	58.000	9 -	57.538		
5 -	57.348	10 -	57.742		
83	Colin PEACOCK	Mini Miglia			
1 -	1:22.007	6 -	56.972	11 -	56.646
2 -	57.952	7 -	56.388	12 -	57.105
3 -	57.789	8 -	55.951	13 -	56.591
4 -	57.163	9 -	1:03.773	14 -	56.528
5 -	57.169	10 -	57.037	15 -	56.007
				16 -	56.090

Dunlop Mini Miglia Challenge

GRID FOR RACE 3

ROW 9	17 WHITELEY	24 ANSTISS
ROW 8	28 LEE	13 HARVEY
ROW 7	42 SIMMONDS	25 KING
ROW 6	29 DALE	69 LE MAY
ROW 5	39 WOODBRIDGE	15 POCOCK
ROW 4	6 SIMS	7 SAUNDERS
ROW 3	83 PEACOCK	50 WAGER
ROW 2	21 HALL	2 ROGERS
ROW 1	8 SIMS	3 SOLLIS
POLE		
		

Weather : Sunny / Dry

These results are provisional until the conclusion of any judicial and technical matters.

Brands Hatch

Circuit Length = 1.2262 miles.

Start: 10:45 End: 11:00

Clerk of Course:	Stewards:	Timekeeper:
------------------	-----------	-------------

Dunlop Mini Miglia Challenge

PROVISIONAL RESULT - RACE 3

POS	NO	CL	DRIVER	NAT	CAR	TIME	LAPS	GAP	MPH	BEST
1	3	A	Bill SOLLIS		Mini Miglia	18:47.891	20		78.33	55.806
2	21	A	James HALL		Mini Miglia	18:48.006	20	0.115	78.32	55.616
3	2	A	Kelly ROGERS		Mini Miglia	18:48.341	20	0.450	78.30	55.675
4	50	A	Richard WAGER		Mini Miglia	19:02.600	20	14.709	77.32	55.613
5	6	A	Mark SIMS		Mini Miglia	19:06.535	20	18.644	77.06	56.587
6	83	A	Colin PEACOCK		Mini Miglia	19:06.812	20	18.921	77.04	56.095
7	7	A	Ralph SAUNDERS		Mini Miglia	19:07.520	20	19.629	76.99	56.103
8	69	A	Tony LE MAY		Mini Miglia	19:25.041	20	37.150	75.83	57.089
9	17	A	Steve WHITELEY		Mini Miglia	19:16.475	19	1 LAP	72.58	59.015
NOT CLASSIFIED										
8	A	Tim SIMS		Mini Miglia	17:02.517	18	D.N.F.	77.77	55.738	
42	A	Paul SIMMONDS		Mini Miglia	18:48.093	14	N.C.F.	54.84	57.368	
25	A	Stephen KING		Mini Miglia	8:54.434	9	D.N.F.	74.46	57.532	
13	S	Phil HARVEY		Mini Miglia	9:04.712	9	D.N.F.	73.06	58.716	
39	A	Paul WOODBRIDGE		Mini Miglia	6:48.549	7	D.N.F.	75.80	56.508	
28	A	Philip LEE		Mini Miglia	6:54.915	7	D.N.F.	74.63	57.282	
29	A	Gerald DALE		Mini Miglia	4:00.445	4	D.N.F.	73.71	57.345	
15	A	Gordon POCOCK		Mini Miglia	2:02.165	2	D.N.F.	72.82	56.743	
FASTEST LAP										
50	A	Richard WAGER		Mini Miglia	55.613	3	79.37mph	127.74kph		
13	S	Phil HARVEY		Mini Miglia	58.716	6	75.18mph	120.99kph		

Weather : Sunny / Dry

These results are provisional until the conclusion of any judicial and technical matters.

Brands Hatch

Circuit Length = 1.2262 miles.

Start: 13:07 End: 13:26

Clerk of Course:	Stewards:	Timekeeper:
------------------	-----------	-------------

Dunlop Mini Miglia Challenge

LAP CHART FOR RACE 3

Lap 1			Lap 2			Lap 3			Lap 4			Lap 5		
No	Behind	Laptime	No	Behind	Laptime	No	Behind	Laptime	No	Behind	Laptime	No	Behind	Laptime
3		1:02.812	3		56.135	3		56.183	3		55.904	3		56.067
8	0.324	1:03.136	8	0.275	56.086	8	0.193	56.101	21	0.424	55.884	21	0.134	55.777
21	0.475	1:03.287	21	0.518	56.178	21	0.444	56.109	8	0.666	56.377	8	0.950	56.351
2	1.305	1:04.117	2	1.447	56.277	2	0.939	55.675	2	0.899	55.864	2	1.154	56.322
7	1.692	1:04.504	50	2.141	56.480	50	1.571	55.613	50	1.531	55.864	50	1.675	56.211
50	1.796	1:04.608	7	2.646	57.089	7	3.768	57.305	7	5.383	57.519	6	6.232	56.807
15	2.610	1:05.422	15	3.218	56.743	6	3.852	56.646	6	5.492	57.544	7	6.244	56.928
6	2.749	1:05.561	6	3.389	56.775	39	5.520	57.202	39	6.727	57.111	39	7.168	56.508
39	3.549	1:06.361	39	4.501	57.087	42	7.496	57.368	42	8.996	57.404	83	9.990	56.851
25	4.750	1:07.562	42	6.311	57.394	29	7.772	57.511	83	9.206	57.191	42	10.595	57.666
42	5.052	1:07.864	29	6.444	57.345	83	7.919	56.730	29	9.411	57.543	69	10.846	57.214
29	5.234	1:08.046	69	6.887	57.726	69	8.374	57.670	69	9.699	57.229	28	11.719	57.476
69	5.296	1:08.108	83	7.372	57.494	28	8.785	57.282	28	10.310	57.429	25	14.078	57.625
28	5.764	1:08.576	28	7.686	58.057	25	10.873	58.132	25	12.520	57.551	13	20.003	58.739
83	6.013	1:08.825	25	8.924	1:00.309	13	14.384	59.157	13	17.331	58.851	17	22.755	59.885
17	7.663	1:10.475	13	11.410	59.710	17	15.028	59.552	17	18.937	59.813			
13	7.835	1:10.647	17	11.659	1:00.131									

Weather : Sunny / Dry

msttimina.com

Page 1 of 4

Brands Hatch
 Circuit Length = 1.2262 miles.
 Start: 13:07 End: 13:26
 Printed - 13:28 Sunday, 16 July 2006

Dunlop Mini Miglia Challenge LAP CHART FOR RACE 3

(contd.)

Lap 6			Lap 7			Lap 8			Lap 9			Lap 10		
No	Behind	Laptime	No	Behind	Laptime	No	Behind	Laptime	No	Behind	Laptime	No	Behind	Laptime
3		56.206	3		55.931	3		55.868	3		56.185	3		56.344
21	0.180	56.252	21	0.101	55.852	21	0.117	55.884	21	0.232	56.300	21	0.160	56.272
8	0.616	55.872	8	0.692	56.007	8	0.562	55.738	8	0.783	56.406	8	0.357	55.918
2	0.878	55.930	2	0.912	55.965	2	0.924	55.880	2	1.389	56.650	2	0.869	55.824
50	1.579	56.110	50	2.253	56.605	50	2.561	56.176	50	3.102	56.726	50	3.529	56.771
6	6.728	56.702	6	7.581	56.784	6	8.517	56.804	6	9.174	56.842	6	10.131	57.301
39	7.705	56.743	7	9.253	57.395	83	10.805	56.372	83	10.935	56.315	83	11.237	56.646
7	7.789	57.751	39	9.311	57.537	7	11.580	58.195	7	11.703	56.308	7	11.767	56.408
83	10.137	56.353	83	10.301	56.095	69	14.998	57.663	69	15.954	57.141	69	17.497	57.887
42	11.972	57.583	69	13.203	57.089	42	15.791	58.243	42	17.502	57.896	17	43.323	1:00.257
69	12.045	57.405	42	13.416	57.375	25	19.215	58.062	25	23.143	1:00.113			
28	13.668	58.155	28	15.677	57.940	13	29.834	1:00.155	13	33.421	59.772			
25	15.404	57.532	25	17.021	57.548	17	35.214	1:00.746	17	39.410	1:00.381			
13	22.513	58.716	13	25.547	58.965									
17	26.432	59.883	17	30.336	59.835									

Weather : Sunny / Dry

msttimina.com

Page 2 of 4

Brands Hatch
Circuit Length = 1.2262 miles.
Start: 13:07 End: 13:26
Printed - 13:28 Sunday, 16 July 2006

Dunlop Mini Miglia Challenge LAP CHART FOR RACE 3

(contd.)

Lap 11			Lap 12			Lap 13			Lap 14			Lap 15		
No	Behind	Laptime	No	Behind	Laptime	No	Behind	Laptime	No	Behind	Laptime	No	Behind	Laptime
3		56.074	3		55.806	3		55.928	3		56.127	3		56.031
8	0.090	55.807	8	0.258	55.974	8	0.326	55.996	21	0.643	56.384	21	0.228	55.616
21	0.473	56.387	21	0.633	55.966	21	0.386	55.681	2	1.287	56.415	2	1.149	55.893
2	0.982	56.187	2	0.997	55.821	2	0.999	55.930	8	1.493	57.294	8	1.767	56.305
50	4.335	56.880	50	5.763	57.234	50	7.408	57.573	17	1 LAP	1:03.619	17	1 LAP	59.471
6	11.292	57.235	6	12.073	56.587	6	13.156	57.011	50	8.764	57.483	50	9.689	56.956
83	11.477	56.314	83	12.209	56.538	7	13.348	56.785	6	14.191	57.162	6	15.219	57.059
7	11.796	56.103	7	12.491	56.501	83	13.524	57.243	7	14.440	57.219	83	15.617	56.916
69	19.358	57.935	69	21.023	57.471	69	23.168	58.073	83	14.732	57.335	7	16.212	57.803
17	47.704	1:00.455	17	52.053	1:00.155				69	25.021	57.980	69	26.939	57.949
												42	5 LAPS	5:52.138P

Weather : Sunny / Dry

Dunlop Mini Miglia Challenge

LAP CHART FOR RACE 3

(contd.)

Lap 16			Lap 17			Lap 18			Lap 19			Lap 20		
No	Behind	Laptime	No	Behind	Laptime	No	Behind	Laptime	No	Behind	Laptime	No	Behind	Laptime
3		55.935	3		55.971	3		56.008	3		56.083	3		56.293
21	0.046	55.753	21	0.130	56.055	21	0.219	56.097	21	0.265	56.129	21	0.115	56.143
2	0.916	55.702	2	1.195	56.250	2	0.876	55.689	2	0.741	55.948	42	6 LAPS	1:01.662
8	2.487	56.655	8	3.257	56.741	8	7.002	59.753	50	13.771	57.684	2	0.450	56.002
50	10.494	56.740	50	11.433	56.910	50	12.170	56.745	83	18.101	56.862	50	14.709	57.231
17	1 LAP	1:01.151	17	1 LAP	59.015	83	17.322	56.495	6	18.226	56.902	6	18.644	56.711
6	15.956	56.672	6	16.752	56.767	6	17.407	56.663	7	19.058	56.832	83	18.921	57.113
83	16.075	56.393	83	16.835	56.731	7	18.309	56.448	17	1 LAP	1:00.612	7	19.629	56.864
7	17.465	57.188	7	17.869	56.375	17	1 LAP	1:01.207	69	34.501	58.002	17	1 LAP	59.832
69	28.700	57.696	69	30.631	57.902	69	32.582	57.959				69	37.150	58.942
42	5 LAPS	1:07.233	42	5 LAPS	58.404	42	5 LAPS	59.863						

Weather : Sunny / Dry


msttimina.com

Page 4 of 4

Brands Hatch
 Circuit Length = 1.2262 miles.
 Start: 13:07 End: 13:26
 Printed - 13:28 Sunday, 16 July 2006

Dunlop Mini Miglia Challenge

GRID FOR RACE 7

ROW 9	17 WHITELEY	24 ANSTISS
ROW 8	13 HARVEY	15 POCOCK
ROW 7	28 LEE	25 KING
ROW 6	69 LE MAY	42 SIMMONDS
ROW 5	39 WOODBRIDGE	29 DALE
ROW 4	6 SIMS	7 SAUNDERS
ROW 3	83 PEACOCK	50 WAGER
ROW 2	2 ROGERS	21 HALL
ROW 1	3 SOLLIS	8 SIMS
POLE		
		

Weather : Sunny / Dry

These results are provisional until the conclusion of any judicial and technical matters.

Brands Hatch
Circuit Length = 1.2262 miles.

Clerk of Course:

Stewards:

Timekeeper:

Dunlop Mini Miglia Challenge

PROVISIONAL RESULT - RACE 7

POS	NO	CL	DRIVER	NAT	CAR	TIME	LAPS	GAP	MPH	BEST
1	0	A	Bill SOLLIS		Mini Miglia	14:08.191	15		78.14	55.671
2	2	A	Kelly ROGERS		Mini Miglia	14:08.340	15	0.149	78.13	55.317
3	21	A	James HALL		Mini Miglia	14:08.460	15	0.269	78.12	55.397
4	8	A	Tim SIMS		Mini Miglia	14:10.045	15	1.854	77.97	55.739
5	6	A	Mark SIMS		Mini Miglia	14:19.661	15	11.470	77.10	56.018
6	7	A	Ralph SAUNDERS		Mini Miglia	14:20.024	15	11.833	77.07	56.238
7	50	A	Richard WAGER		Mini Miglia	14:24.746	15	16.555	76.65	56.070
8	39	A	Paul WOODBRIDGE		Mini Miglia	14:24.917	15	16.726	76.63	56.612
9	83	A	Colin PEACOCK		Mini Miglia	14:31.424	15	23.233	76.06	56.020
10	69	A	Tony LE MAY		Mini Miglia	14:31.475	15	23.284	76.05	56.797
11	15	A	Gordon POCOCK		Mini Miglia	14:34.839	15	26.648	75.76	56.974
12	42	A	Paul SIMMONDS		Mini Miglia	14:41.727	15	33.536	75.17	57.694
13	28	A	Philip LEE		Mini Miglia	14:45.064	15	36.873	74.89	57.541
NOT CLASSIFIED										
29	A	Gerald DALE		Mini Miglia	9:46.381	10	D.N.F.	75.39	57.004	
24	A	Steve ANTISS		Mini Miglia	7:09.583	7	D.N.F.	72.08	59.001	
17	A	Steve WHITELEY		Mini Miglia		0	D.N.F.	N/A		
25	A	Stephen KING		Mini Miglia		0	D.N.F.	N/A		
FASTEST LAP										
2	A	Kelly ROGERS		Mini Miglia	55.317	7	79.80mph	128.42kph		

Weather : Bright / Dry

These results are provisional until the conclusion of any judicial and technical matters.

Brands Hatch

Circuit Length = 1.2262 miles.

Start: 16:12 End: 16:27

Clerk of Course:	Stewards:	Timekeeper:
------------------	-----------	-------------

Dunlop Mini Miglia Challenge

LAP CHART FOR RACE 7

Lap 1			Lap 2			Lap 3			Lap 4			Lap 5		
No	Behind	Laptime	No	Behind	Laptime	No	Behind	Laptime	No	Behind	Laptime	No	Behind	Laptime
0		1:03.824	0		56.319	0		56.071	0		55.893	0		55.871
8	0.126	1:03.950	8	0.266	56.459	8	0.093	55.898	8	0.155	55.955	8	0.151	55.867
21	0.687	1:04.511	2	0.829	56.441	2	0.567	55.809	2	0.772	56.098	21	1.013	56.062
2	0.707	1:04.531	21	1.050	56.682	21	0.684	55.705	21	0.822	56.031	2	1.033	56.132
83	1.526	1:05.350	50	2.744	56.973	50	2.743	56.070	50	3.003	56.153	50	3.500	56.368
7	1.528	1:05.352	7	2.921	57.712	6	3.334	56.303	6	4.242	56.801	6	4.754	56.383
50	2.090	1:05.914	6	3.102	56.936	7	3.343	56.493	7	4.728	57.278	7	5.207	56.350
6	2.485	1:06.309	39	3.955	57.168	39	4.607	56.723	39	5.326	56.612	39	6.209	56.754
39	3.106	1:06.930	29	5.743	57.955	29	7.505	57.833	29	9.019	57.407	29	10.932	57.784
29	4.107	1:07.931	42	6.153	58.061	42	8.296	58.214	15	10.429	57.672	15	11.532	56.974
42	4.411	1:08.235	69	6.392	58.218	15	8.650	58.001	69	10.756	57.977	69	11.721	56.836
69	4.493	1:08.317	15	6.720	58.326	69	8.672	58.351	42	11.634	59.231	42	14.145	58.382
15	4.713	1:08.537	28	7.462	58.636	28	9.250	57.859	83	12.501	56.579	83	14.253	57.623
28	5.145	1:08.969	24	11.704	1:01.587	83	11.815	56.038	28	12.554	59.197	28	15.051	58.368
24	6.436	1:10.260	83	11.848	1:06.641	24	14.634	59.001	24	17.981	59.240	24	21.610	59.500

Dunlop Mini Miglia Challenge

LAP CHART FOR RACE 7

(contd.)

Lap 6			Lap 7			Lap 8			Lap 9			Lap 10		
No	Behind	Laptime	No	Behind	Laptime	No	Behind	Laptime	No	Behind	Laptime	No	Behind	Laptime
0		55.757	0		56.164	0		55.893	0		55.671	0		56.019
8	0.133	55.739	8	0.178	56.209	2	0.609	56.171	2	0.533	55.595	2	0.208	55.694
2	1.178	55.902	2	0.331	55.317	21	0.679	55.832	21	1.804	56.796	21	1.909	56.124
21	1.446	56.190	21	0.740	55.458	8	0.686	56.401	8	1.827	56.812	8	2.100	56.292
50	4.232	56.489	50	4.792	56.724	50	5.897	56.998	6	7.320	56.934	6	8.265	56.964
6	5.015	56.018	6	4.913	56.062	6	6.057	57.037	7	8.740	57.089	7	9.521	56.800
7	5.857	56.407	7	6.135	56.442	7	7.322	57.080	39	9.800	57.063	39	10.890	57.109
39	7.137	56.685	39	7.624	56.651	39	8.408	56.677	50	12.643	1:02.417	50	13.400	56.776
29	12.832	57.657	69	14.237	57.131	69	15.705	57.361	69	17.261	57.227	69	18.039	56.797
69	13.270	57.306	29	14.801	58.133	29	16.256	57.348	29	17.914	57.329	29	18.899	57.004
15	14.182	58.407	15	15.423	57.405	15	16.799	57.269	15	18.250	57.122	15	19.446	57.215
83	16.340	57.844	42	18.064	57.814	83	18.838	56.630	83	20.027	56.860	83	21.042	57.034
42	16.414	58.026	83	18.101	57.925	42	19.914	57.743	42	21.937	57.694	42	24.020	58.102
28	17.242	57.948	28	19.333	58.255	28	21.791	58.351	28	24.554	58.434	28	26.076	57.541
24	26.241	1:00.388	24	29.684	59.607									

Dunlop Mini Miglia Challenge

LAP CHART FOR RACE 7

(contd.)

Lap 11			Lap 12			Lap 13			Lap 14			Lap 15		
No	Behind	Laptime	No	Behind	Laptime	No	Behind	Laptime	No	Behind	Laptime	No	Behind	Laptime
0		56.496	0		55.904	0		56.148	0		56.098	0		56.063
2	0.060	56.348	2	0.114	55.958	2	0.106	56.140	2	0.360	56.352	2	0.149	55.852
21	1.313	55.900	21	0.806	55.397	21	0.166	55.508	21	0.400	56.332	21	0.269	55.932
8	1.603	55.999	8	2.110	56.411	8	1.746	55.784	8	1.543	55.895	8	1.854	56.374
6	8.581	56.812	6	9.594	56.917	6	10.293	56.847	6	10.772	56.577	6	11.470	56.761
7	9.568	56.543	7	10.647	56.983	7	11.048	56.549	7	11.188	56.238	7	11.833	56.708
39	11.440	57.046	39	12.949	57.413	39	14.064	57.263	39	15.281	57.315	50	16.555	57.232
50	13.648	56.744	50	14.582	56.838	50	14.612	56.178	50	15.386	56.872	39	16.726	57.508
69	18.670	57.127	69	19.997	57.231	69	21.109	57.260	69	22.027	57.016	83	23.233	57.012
83	20.987	56.441	83	21.735	56.652	83	21.607	56.020	83	22.284	56.775	69	23.284	57.320
15	20.990	58.040	15	22.828	57.742	15	24.160	57.480	15	25.177	57.115	15	26.648	57.534
42	25.549	58.025	42	27.979	58.334	42	29.692	57.861	42	31.418	57.824	42	33.536	58.181
28	27.778	58.198	28	30.379	58.505	28	32.558	58.327	28	34.613	58.153	28	36.873	58.323

Weather : Bright / Dry

msttimina.com

Page 3 of 3

Brands Hatch
 Circuit Length = 1.2262 miles.
 Start: 16:12 End: 16:27
 Printed - 16:28 Sunday, 16 July 2006

Moss Europe TR Register/TSCC Championship & Thoroughbred Sports QUALIFYING FOR RACE 8

POS	NO	CL	DRIVER	NAT	CAR	TIME	LAPS	GAP	MPH
1	77	F	Graham MILLER		Triumph TR7 V8	55.699	10		79.25
2	3	F	Jon WOLFE		Triumph TR7 V8	55.829	12	0.130	79.06
3	21	I	Paul PHIPPS		MG TF	57.003	9	1.304	77.44
4	71	I	Robert DAY		BMW M3	57.311	11	1.612	77.02
5	68	I	Harry WYNDHAM		Jaguar E Type	57.898	3	2.199	76.24
6	42	F	Hugh MAUND		Triumph TR7 V8	58.064	12	2.365	76.02
7	27	I	Graham PADDICK		Kougar Jaguar	58.103	11	2.404	75.97
8	47	I	Roger CONNEL		TVR Griffith	58.260	12	2.561	75.76
9	41	D	Mark HUMPHRIES		Triumph TR7 V8	59.593	11	3.894	74.07
10	81	I	Tim BURNETT		Jaguar D Type Replica	1:00.024	9	4.325	73.54
11	80	I	Robert BEASLEY		MG Midget	1:00.153	11	4.454	73.38
12	22	I	Pat FENN		MGB	1:00.483	12	4.784	72.98
13	52	C	Dave THOMPSON		Triumph GT6	1:00.491	12	4.792	72.97
14	74	I	Phillip LAMBE		Triumph TR6	1:00.851	9	5.152	72.54
15	53	I	Kevin SWANN		MGB	1:00.851	12	5.152	72.54
16	38	I	James DARBY		MGB GT	1:01.250	12	5.551	72.07
17	65	C	Richard KING		Triumph Spitfire	1:02.416	12	6.717	70.72
18	19	I	Simon TINKLER		MGB GT	1:05.375	8	9.676	67.52
19	43	A	Michael DAVIS		Triumph Spitfire	1:06.146	11	10.447	66.73
20	96	I	Tim LEWIS		MGF VVC	1:07.325	4	11.626	65.56
21	62	I	Neil CAWTHORN		Wolseley 1500	1:09.943	5	14.244	63.11

Car No 71 needs a working transponder please.

Weather : Sunny / Dry

These results are provisional until the conclusion of any judicial and technical matters.

Brands Hatch

Circuit Length = 1.2262 miles.

Start: 11:29 End: 11:51

Clerk of Course:	Stewards:	Timekeeper:
------------------	-----------	-------------

Moss Europe TR Register/TSCC Championship & Thoroughbred Sports LAP ANALYSIS - QUALIFYING RACE 8

3	Jon WOLFE	Triumph TR7 V8
1 - 1:30.228	6 - 56.624	11 - 1:05.008
2 - 1:02.932	7 - 56.187	12 - 58.932
3 - 58.122	8 - 57.438	
4 - 59.649	9 - 55.829	
5 - 58.107	10 - X:00.000P	
19	Simon TINKLER	MGB GT
1 - 1:36.838	6 - 1:05.375	
2 - 1:10.883	7 - 1:08.021	
3 - 1:09.490	8 - 1:07.619	
4 - 1:07.742		
5 - 1:06.478		
21	Paul PHIPPS	MG TF
1 - 1:47.450	6 - 57.673	
2 - 1:00.450	7 - 57.468	
3 - 58.192	8 - 1:00.411	
4 - 58.671	9 - 58.812	
5 - 57.003		
22	Pat FENN	MGB
1 - 1:49.438	6 - 1:01.644	11 - 1:08.923
2 - 1:03.113	7 - 1:00.716	12 - 1:05.762
3 - 1:02.771	8 - 1:02.006	
4 - 1:01.657	9 - 1:00.483	
5 - 1:00.972	10 - 9:41.538P	
27	Graham PADDICK	Kougar Jaguar
1 - 1:38.988	6 - 59.640	11 - 1:05.863
2 - 1:00.524	7 - 58.326	
3 - 58.525	8 - 58.736	
4 - 59.145	9 - 58.928	
5 - 58.103	10 - X:00.000P	
38	James DARBY	MGB GT
1 - 1:27.722	6 - 1:02.166	11 - 1:10.255
2 - 1:01.438	7 - 1:01.832	12 - 1:02.900
3 - 1:01.250	8 - 1:01.272	
4 - 1:03.131	9 - 1:01.291	
5 - 1:03.523	10 - 9:51.249P	
41	Mark HUMPHRIES	Triumph TR7 V8
1 - 1:18.484	6 - 59.967	11 - 1:09.894
2 - 1:00.833	7 - 1:00.816	
3 - 59.593	8 - 1:01.464	
4 - 1:01.297	9 - 59.832	
5 - 59.919	10 - X:00.000P	

Car No 71 needs a working transponder please.
Weather : Sunny / Dry

Moss Europe TR Register/TSCC Championship & Thoroughbred Sports LAP ANALYSIS - QUALIFYING RACE 8

(contd.)

42	Hugh MAUND	Triumph TR7 V8
1 - 1:28.698	6 - 1:00.857	11 - 1:08.786
2 - 1:01.988	7 - 59.603	12 - 58.064
3 - 1:00.486	8 - 1:02.480	
4 - 1:02.893	9 - 1:00.755	
5 - 1:00.427	10 - 9:48.922P	
43	Michael DAVIS	Triumph Spitfire
1 - 1:35.073	6 - 1:08.203	11 - 1:11.219
2 - 1:13.252	7 - 1:06.146	
3 - 1:11.897	8 - 1:09.859	
4 - 1:08.006	9 - 9:56.934P	
5 - 1:07.903	10 - 1:14.329	
47	Roger CONNEL	TVR Griffith
1 - 1:24.412	6 - 58.797	11 - 1:06.018
2 - 1:02.783	7 - 58.829	12 - 1:00.566
3 - 58.961	8 - 58.260	
4 - 1:00.059	9 - 58.464	
5 - 1:04.006	10 - X:00.000P	
52	Dave THOMPSON	Triumph GT6
1 - 1:44.857	6 - 1:01.927	11 - 1:08.275
2 - 1:03.549	7 - 1:02.530	12 - 1:04.617
3 - 1:02.419	8 - 1:01.832	
4 - 1:03.399	9 - 1:00.491	
5 - 1:03.506	10 - 9:43.044P	
53	Kevin SWANN	MGB
1 - 1:45.529	6 - 1:01.644	11 - 1:07.884
2 - 1:06.179	7 - 1:01.691	12 - 1:03.657
3 - 1:03.245	8 - 1:01.226	
4 - 1:03.232	9 - 1:00.851	
5 - 1:01.751	10 - 9:44.705P	
62	Neil CAWTHORN	Wolseley 1500
1 - 1:50.903		
2 - 1:09.981		
3 - 1:09.943		
4 - X:00.000P		
5 - 1:13.931		
65	Richard KING	Triumph Spitfire
1 - 1:29.136	6 - 1:02.775	11 - 1:10.705
2 - 1:07.279	7 - 1:02.416	12 - 1:07.290
3 - 1:04.556	8 - 1:03.751	
4 - 1:04.602	9 - 1:02.596	
5 - 1:03.407	10 - 9:42.104P	

Car No 71 needs a working transponder please.
Weather : Sunny / Dry


Moss Europe TR Register/TSCC Championship & Thoroughbred Sports LAP ANALYSIS - QUALIFYING RACE 8

(contd.)

68	Harry WYNDHAM	Jaguar E Type
1 -	1:16.585	
2 -	58.235	
3 -	57.898	
71	Robert DAY	BMW M3
1 -	1:46.859	6 - 58.288 11 - 1:06.822
2 -	1:00.543	7 - 57.553
3 -	57.844	8 - 1:00.453
4 -	57.553	9 - 58.498
5 -	57.311	10 - X:00.000P
74	Phillip LAMBE	Triumph TR6
1 -	1:20.664	6 - 1:02.123
2 -	1:02.598	7 - 1:00.851
3 -	1:02.072	8 - 1:01.359
4 -	1:02.590	9 - 1:03.041
5 -	1:01.992	
77	Graham MILLER	Triumph TR7 V8
1 -	1:18.578	6 - 55.843
2 -	1:01.739	7 - 55.706
3 -	58.983	8 - 55.699
4 -	59.004	9 - 55.919
5 -	56.934	10 - 56.666
80	Robert BEASLEY	MG Midget
1 -	1:33.723	6 - 1:01.128 11 - 1:08.619
2 -	1:02.179	7 - 1:01.600
3 -	1:00.989	8 - 1:00.244
4 -	1:00.241	9 - 1:00.153
5 -	1:00.178	10 - 9:52.912P
81	Tim BURNETT	Jaguar D Type Replica
1 -	1:47.025	6 - 1:00.024
2 -	1:03.357	7 - 1:00.124
3 -	1:01.929	8 - 1:00.071
4 -	1:01.678	9 - 1:00.651
5 -	1:00.989	
96	Tim LEWIS	MGF VVC
1 -	1:54.572	
2 -	1:07.956	
3 -	1:07.325	
4 -	1:08.257	

Car No 71 needs a working transponder please.
Weather : Sunny / Dry

Moss Europe TR Register/TSCC Championship & Thoroughbred Sports GRID FOR RACE 8

ROW 11	62 CAWTHORN	35 MUSK
ROW 10	43 DAVIS	96 LEWIS
ROW 9	65 KING	19 TINKLER
ROW 8	53 SWANN	38 DARBY
ROW 7	52 THOMPSON	74 LAMBE
ROW 6	80 BEASLEY	22 FENN
ROW 5	41 HUMPHRIES	81 BURNETT
ROW 4	27 PADDICK	47 CONNEL
ROW 3	68 WYNDHAM	42 MAUND
ROW 2	21 PHIPPS	71 DAY
ROW 1	77 MILLER	3 WOLFE
POLE		
		

Car No 71 needs a working transponder please.

Weather : Sunny / Dry

These results are provisional until the conclusion of any judicial and technical matters.

Brands Hatch

Circuit Length = 1.2262 miles.

Start: 11:29 End: 11:51

Clerk of Course:	Stewards:	Timekeeper:
------------------	-----------	-------------

Moss Europe TR Register/TSCC Championship & Thoroughbred Sports PROVISIONAL RESULT - RACE 8

POS	NO	CL	DRIVER	NAT	CAR	TIME	LAPS	GAP	MPH	BEST
1	77	F	Graham MILLER		Triumph TR7 V8	19:08.621	20		76.92	56.038
2	71	I	Robert DAY		BMW M3	19:30.902	20	22.281	75.45	57.306
3	47	I	Roger CONNEL		TVR Griffith	19:34.870	20	26.249	75.20	57.472
4	27	I	Graham PADDICK		Kougar Jaguar	19:35.923	20	27.302	75.13	57.187
5	21	I	Paul PHIPPS		MG TF	19:37.560	20	28.939	75.03	57.354
6	42	F	Hugh MAUND		Triumph TR7 V8	19:54.416	20	45.795	73.97	57.627
7	81	I	Tim BURNETT		Jaguar D Type Replica	19:18.496	19	1 LAP	72.45	58.412
8	52	C	Dave THOMPSON		Triumph GT6	19:20.269	19	1 LAP	72.34	59.829
9	41	D	Mark HUMPHRIES		Triumph TR7 V8	19:22.202	19	1 LAP	72.22	59.960
10	22	I	Pat FENN		MGB	19:43.003	19	1 LAP	70.95	1:00.573
11	38	I	James DARBY		MGB GT	19:46.664	19	1 LAP	70.73	1:00.702
12	53	I	Kevin SWANN		MGB	19:46.789	19	1 LAP	70.72	1:00.639
13	65	C	Richard KING		Triumph Spitfire	20:06.592	19	1 LAP	69.56	1:01.813
14	43	A	Michael DAVIS		Triumph Spitfire	19:27.842	17	3 LAPS	64.31	1:06.483

NOT CLASSIFIED

80	I	Robert BEASLEY		MG Midget	14:19.304	14	D.N.F.	71.99	59.891
62	I	Neil CAWTHORN		Wolseley 1500	8:40.648	4	D.N.F.	34.04	1:13.371
74	I	Phillip LAMBE		Triumph TR6	2:16.187	2	D.N.F.	65.32	1:02.821
3	F	Jon WOLFE		Triumph TR7 V8		0	D.N.F.	N/A	

FASTEST LAP

77	F	Graham MILLER		Triumph TR7 V8	56.038	20	78.77mph	126.77kph
27	I	Graham PADDICK		Kougar Jaguar	57.187	4	77.19mph	124.22kph
52	C	Dave THOMPSON		Triumph GT6	59.829	15	73.78mph	118.74kph
41	D	Mark HUMPHRIES		Triumph TR7 V8	59.960	12	73.62mph	118.48kph
43	A	Michael DAVIS		Triumph Spitfire	1:06.483	10	66.39mph	106.85kph

Weather : Bright / Dry

These results are provisional until the conclusion of any judicial and technical matters.

Brands Hatch

Circuit Length = 1.2262 miles.

Start: 16:37 End: 16:56

Clerk of Course:	Stewards:	Timekeeper:
------------------	-----------	-------------

**Moss Europe TR Register/TSCC Championship & Thoroughbred Sports
LAP CHART FOR RACE 8**

Lap 1			Lap 2			Lap 3			Lap 4			Lap 5		
No	Behind	Laptime	No	Behind	Laptime	No	Behind	Laptime	No	Behind	Laptime	No	Behind	Laptime
77		1:02.799	77		56.793	77		56.637	77		57.514	77		57.355
47	3.503	1:06.302	47	4.458	57.748	47	6.209	58.388	47	7.261	58.566	47	8.340	58.434
21	3.553	1:06.352	21	6.123	59.363	71	7.550	57.820	71	7.972	57.936	71	9.004	58.387
71	3.730	1:06.529	71	6.367	59.430	27	8.812	58.924	27	8.485	57.187	27	9.139	58.009
27	3.997	1:06.796	27	6.525	59.321	21	8.892	59.406	21	9.832	58.454	21	10.107	57.630
41	5.942	1:08.741	42	8.546	59.383	42	12.032	1:00.123	42	14.463	59.945	42	17.092	59.984
42	5.956	1:08.755	41	10.046	1:00.897	41	13.769	1:00.360	41	16.792	1:00.537	41	21.054	1:01.617
52	9.039	1:11.838	52	12.175	59.929	52	15.487	59.949	52	18.318	1:00.345	52	21.898	1:00.935
80	9.788	1:12.587	80	14.310	1:01.315	80	18.402	1:00.729	80	21.401	1:00.513	80	24.551	1:00.505
74	10.567	1:13.366	74	16.595	1:02.821	53	23.108	1:02.413	53	27.981	1:02.387	81	32.930	1:00.808
53	10.920	1:13.719	53	17.332	1:03.205	81	23.831	1:01.762	81	29.477	1:03.160	53	33.174	1:02.548
22	11.629	1:14.428	22	18.200	1:03.364	22	24.111	1:02.548	38	29.918	1:02.448	22	34.506	1:01.873
81	12.605	1:15.404	81	18.706	1:02.894	38	24.984	1:02.046	22	29.988	1:03.391	38	35.140	1:02.577
65	12.943	1:15.742	38	19.575	1:03.354	65	27.831	1:03.162	65	32.789	1:02.472	65	37.649	1:02.215
38	13.014	1:15.813	65	21.306	1:05.156	43	41.260	1:08.206	43	52.150	1:08.404			
62	16.415	1:19.214	43	29.691	1:08.634									
43	17.850	1:20.649	62	32.993	1:13.371									

Moss Europe TR Register/TSCC Championship & Thoroughbred Sports LAP CHART FOR RACE 8

(contd.)

Lap 6			Lap 7			Lap 8			Lap 9			Lap 10		
No	Behind	Laptime	No	Behind	Laptime	No	Behind	Laptime	No	Behind	Laptime	No	Behind	Laptime
77		56.991	77		57.946	77		57.904	77		57.736	77		57.964
43	1 LAP	1:08.204	47	9.917	58.006	47	9.871	57.858	47	10.759	58.624	71	10.839	57.306
47	9.857	58.508	71	10.701	58.175	71	10.554	57.757	71	11.497	58.679	47	12.840	1:00.045
71	10.472	58.459	27	11.344	58.331	27	11.015	57.575	27	11.936	58.657	27	13.591	59.619
27	10.959	58.811	21	12.157	58.229	21	11.899	57.646	21	12.645	58.482	21	15.873	1:01.192
21	11.874	58.758	43	1 LAP	1:08.832	42	21.971	58.493	42	23.926	59.691	42	26.020	1:00.058
42	20.272	1:00.171	42	21.382	59.056	43	1 LAP	1:07.335	52	34.498	1:00.542	52	36.625	1:00.091
41	25.884	1:01.821	62	4 LAPS	4:41.426P	52	31.692	1:00.335	80	35.071	59.891	80	37.046	59.939
52	26.536	1:01.629	52	29.261	1:00.671	80	32.916	1:00.373	41	36.265	1:00.244	41	38.453	1:00.152
80	27.596	1:00.036	41	29.779	1:01.841	41	33.757	1:01.882	43	1 LAP	1:08.856	81	42.360	58.944
81	35.035	59.096	80	30.447	1:00.797	81	39.213	1:00.013	81	41.380	59.903	43	1 LAP	1:07.060
53	37.210	1:01.027	81	37.104	1:00.015	53	44.532	1:01.492	53	48.653	1:01.857	53	51.864	1:01.175
22	38.088	1:00.573	53	40.944	1:01.680	22	45.182	1:01.405	22	49.151	1:01.705	22	52.437	1:01.250
38	39.012	1:00.863	22	41.681	1:01.539	38	45.907	1:01.319	38	50.040	1:01.869	38	53.372	1:01.296
65	43.159	1:02.501	38	42.492	1:01.426	65	52.902	1:02.968	65	56.979	1:01.813			
			65	47.838	1:02.625	62	4 LAPS	1:26.637						

Moss Europe TR Register/TSCC Championship & Thoroughbred Sports LAP CHART FOR RACE 8

(contd.)

Lap 11			Lap 12			Lap 13			Lap 14			Lap 15		
No	Behind	Laptime	No	Behind	Laptime	No	Behind	Laptime	No	Behind	Laptime	No	Behind	Laptime
77		57.064	77		56.653	77		56.762	77		57.202	77		56.657
65	1 LAP	1:03.295	22	1 LAP	1:01.354	22	1 LAP	1:01.060	22	1 LAP	1:01.359	22	1 LAP	1:01.162
71	11.250	57.475	53	1 LAP	1:02.286	53	1 LAP	1:01.381	53	1 LAP	1:00.920	53	1 LAP	1:01.527
47	14.780	59.004	38	1 LAP	1:01.501	38	1 LAP	1:01.360	38	1 LAP	1:00.886	38	1 LAP	1:01.547
27	15.623	59.096	65	1 LAP	1:02.248	43	2 LAPS	1:08.869	71	14.411	58.650	71	15.545	57.791
21	16.764	57.955	71	12.140	57.543	71	12.963	57.585	47	17.655	57.842	47	18.638	57.640
42	28.194	59.238	47	16.305	58.178	47	17.015	57.472	27	19.533	58.711	27	20.127	57.251
52	39.527	59.966	27	17.572	58.602	65	1 LAP	1:03.125	21	20.330	58.189	21	21.027	57.354
80	40.137	1:00.155	21	18.169	58.058	27	18.024	57.214	65	1 LAP	1:03.664	65	1 LAP	1:02.289
41	41.740	1:00.351	42	29.634	58.093	21	19.343	57.936	43	2 LAPS	1:09.548	43	2 LAPS	1:06.590
81	44.482	59.186	52	43.271	1:00.397	42	31.592	58.720	42	32.908	58.518	42	34.455	58.204
43	1 LAP	1:06.483	80	43.819	1:00.335	52	48.353	1:01.844	52	51.036	59.885	52	54.208	59.829
			41	45.047	59.960	41	49.063	1:00.778	80	51.984	59.893	41	56.388	1:00.461
			81	46.611	58.782	80	49.293	1:02.236	41	52.584	1:00.723			
						81	49.525	59.676	81	53.290	1:00.967			

Weather : Bright / Dry

msttimina.com

Page 3 of 4

Brands Hatch
Circuit Length = 1.2262 miles.
Start: 16:37 End: 16:56
Printed - 16:58 Sunday, 16 July 2006

Moss Europe TR Register/TSCC Championship & Thoroughbred Sports LAP CHART FOR RACE 8

(contd.)

Lap 16			Lap 17			Lap 18			Lap 19			Lap 20		
No	Behind	Laptime	No	Behind	Laptime	No	Behind	Laptime	No	Behind	Laptime	No	Behind	Laptime
77		57.340	77		57.063	77		57.552	77		56.651	77		56.038
81	1 LAP	1:01.434	52	1 LAP	1:01.438	52	1 LAP	59.898	81	1 LAP	58.916	81	1 LAP	59.745
71	16.859	58.654	41	1 LAP	1:00.923	81	1 LAP	58.412	52	1 LAP	1:00.829	52	1 LAP	59.919
22	1 LAP	1:01.924	81	1 LAP	59.379	41	1 LAP	1:00.526	43	3 LAPS	1:07.052	41	1 LAP	1:00.246
53	1 LAP	1:02.501	71	17.811	58.015	71	18.367	58.108	41	1 LAP	1:00.142	43	3 LAPS	1:07.010
38	1 LAP	1:02.580	22	1 LAP	1:00.717	47	22.130	57.765	71	19.184	57.468	71	22.281	59.135
47	19.655	58.357	47	21.917	59.325	27	23.383	58.108	47	23.672	58.193	47	26.249	58.615
27	20.809	58.022	27	22.827	59.081	21	25.240	58.548	27	24.369	57.637	27	27.302	58.971
21	21.555	57.868	21	24.244	59.752	22	1 LAP	1:01.808	21	26.820	58.231	21	28.939	58.157
65	1 LAP	1:02.769	38	1 LAP	1:02.733	38	1 LAP	1:00.702	22	1 LAP	1:00.770	22	1 LAP	1:00.773
42	40.611	1:03.496	53	1 LAP	1:04.003	53	1 LAP	1:00.885	38	1 LAP	1:00.991	38	1 LAP	1:01.353
43	2 LAPS	1:09.067	65	1 LAP	1:02.354	42	42.992	58.917	53	1 LAP	1:00.639	53	1 LAP	1:01.144
			42	41.627	58.079	65	1 LAP	1:02.889	42	43.968	57.627	42	45.795	57.865
			43	2 LAPS	1:07.043				65	1 LAP	1:02.555	65	1 LAP	1:02.750

Weather : Bright / Dry

msttimina.com

Page 4 of 4

Brands Hatch
Circuit Length = 1.2262 miles.
Start: 16:37 End: 16:56
Printed - 16:58 Sunday, 16 July 2006

MGCC Total Butler Championship & MGCC Drayton Manor Park Metro Cup QUALIFYING FOR RACE 4

POS	NO	CL	DRIVER	NAT	CAR	TIME	LAPS	GAP	MPH
1	67	B	Andrew YOUNG		MGC GT	57.462	14		76.82
2	43	C	Simon HUTCHINSON		MG Midget	58.269	14	0.807	75.75
3	1	C	Dave BROWN		Austin Healey Sprite	58.362	15	0.900	75.63
4	11	B	David BROOKE		MGB GT	58.880	15	1.418	74.97
5	37	B	Barry HOLMES		MGB GTV8	59.131	14	1.669	74.65
6	52	MC	Simon WHITE		MG Metro Turbo	59.993	14	2.531	73.58
7	16	MC	Jon FLANIGAN		MG Metro Turbo	1:00.124	14	2.662	73.42
8	3	MC	Barry LAKE		Rover Metro GTi	1:00.498	8	3.036	72.96
9	75	B	John YEA		MG V8	1:00.551	15	3.089	72.90
10	82	B	Alan KYSON		MGA	1:00.727	14	3.265	72.69
11	63	B	Ron MOORCROFT		MGB	1:00.730	15	3.268	72.68
12	80	C	Robert BEASLEY		MG Midget	1:00.739	14	3.277	72.67
13	98	MC	Dave JAVES		MG Metro Turbo	1:00.887	15	3.425	72.50
14	77	MB	Rob MANSER		MG Metro	1:01.010	15	3.548	72.35
15	15	AB	James WALPOLE		MGB	1:01.024	9	3.562	72.33
16	17	C	Blaine NEAVES		MGB	1:01.059	14	3.597	72.29
17	58	B	Terry BURROWS		MGB	1:01.109	14	3.647	72.23
18	38	AB	James DARBY		MGB GT	1:01.184	14	3.722	72.14
19	49	B	Graham SEELEY		MGB GT	1:01.256	14	3.794	72.06
20	32	MC	Tony DOWLER		MG Metro	1:01.388	14	3.926	71.90
21	79	MB	Paul ASHTON		MG Metro	1:01.410	14	3.948	71.88
22	22	B	Patrick FENN		MGB	1:01.955	13	4.493	71.25
23	76	F	Paul RIGG		MGF	1:02.194	14	4.732	70.97
24	7	MC	Tony HOWE		MG Metro Turbo	1:02.692	14	5.230	70.41
25	57	AB	Paul EALES		MGB GT	1:02.701	13	5.239	70.40
26	12	MB	Iain PATTERSON		MG Metro Gti	1:03.276	14	5.814	69.76
27	85	MB	Rob CAMPBELL		Rover Metro GTi	1:03.356	13	5.894	69.67
28	19	AB	Peter ANDREWS		MGB GT	1:03.658	13	6.196	69.34
29	96	F	Daniel LEWIS		MGF	1:03.735	13	6.273	69.26
30	20	MB	David HEASMAN		MG Metro	1:04.319	14	6.857	68.63
31	59	AB	Simon POLLEY		MG Midget	1:06.195	13	8.733	66.68
32	35	C	Stuart MUSK		MG Midget	1:14.229	3	16.767	59.46
33	47	MA	Ian FULLER		MG Metro	1:27.975	9	30.513	50.17

Car No 47 needs a working transponder please.

Weather : Sunny / Dry

These results are provisional until the conclusion of any judicial and technical matters.

Brands Hatch

Circuit Length = 1.2262 miles.

Start: 11:07 End: 11:22

Clerk of Course:	Stewards:	Timekeeper:

MGCC Total Butler Championship & MGCC Drayton Manor Park Metro Cup LAP ANALYSIS - QUALIFYING RACE 4

1	Dave BROWN	Austin Healey Sprite			
1 -	1:12.085	6 -	59.043	11 -	1:00.130
2 -	1:01.216	7 -	58.655	12 -	59.502
3 -	1:01.566	8 -	59.308	13 -	58.761
4 -	1:00.986	9 -	59.230	14 -	58.362
5 -	59.465	10 -	59.087	15 -	59.548
3	Barry LAKE	Rover Metro GTi			
1 -	2:12.179	6 -	1:00.736		
2 -	1:08.792	7 -	1:00.792		
3 -	1:04.175	8 -	1:02.037		
4 -	1:04.370				
5 -	1:00.498				
7	Tony HOWE	MG Metro Turbo			
1 -	1:34.961	6 -	1:03.996	11 -	1:02.692
2 -	1:06.412	7 -	1:02.860	12 -	1:08.170
3 -	1:05.851	8 -	1:03.002	13 -	1:15.786
4 -	1:03.684	9 -	1:03.285	14 -	1:13.793
5 -	1:03.501	10 -	1:04.545		
11	David BROOKE	MGB GT			
1 -	1:54.730	6 -	59.663	11 -	59.613
2 -	1:01.101	7 -	59.907	12 -	59.382
3 -	1:00.595	8 -	59.711	13 -	59.337
4 -	1:00.339	9 -	1:00.215	14 -	58.880
5 -	1:01.030	10 -	1:01.408	15 -	59.786
12	Iain PATTERSON	MG Metro Gti			
1 -	1:58.991	6 -	1:04.877	11 -	1:03.332
2 -	1:04.747	7 -	1:04.274	12 -	1:03.276
3 -	1:03.380	8 -	1:03.948	13 -	1:03.994
4 -	1:03.473	9 -	1:03.888	14 -	1:05.530
5 -	1:03.748	10 -	1:04.596		
15	James WALPOLE	MGB			
1 -	1:34.423	6 -	1:07.389		
2 -	1:01.578	7 -	1:01.024		
3 -	1:03.904	8 -	1:02.402		
4 -	1:01.205	9 -	1:01.294		
5 -	1:01.189				
16	Jon FLANIGAN	MG Metro Turbo			
1 -	1:59.717	6 -	1:00.860	11 -	1:00.842
2 -	1:02.495	7 -	1:01.274	12 -	1:02.084
3 -	1:00.618	8 -	1:00.438	13 -	1:00.529
4 -	1:01.420	9 -	1:02.374	14 -	1:00.124
5 -	1:00.274	10 -	1:01.710		

Car No 47 needs a working transponder please.
Weather : Sunny / Dry

MGCC Total Butler Championship & MGCC Drayton Manor Park Metro Cup LAP ANALYSIS - QUALIFYING RACE 4

(contd.)

17	Blaine NEAVES	MGB
1 - 1:41.052	6 - 1:02.575	11 - 1:01.059
2 - 1:14.379	7 - 1:02.412	12 - 1:02.335
3 - 1:05.583	8 - 1:01.631	13 - 1:04.328
4 - 1:05.102	9 - 1:01.287	14 - 1:02.970
5 - 1:04.196	10 - 1:03.265	
19	Peter ANDREWS	MGB GT
1 - 2:05.670	6 - 1:04.297	11 - 1:04.738
2 - 1:08.332	7 - 1:03.902	12 - 1:03.997
3 - 1:09.412	8 - 1:05.603	13 - 1:03.658
4 - 1:07.398	9 - 1:04.508	
5 - 1:04.801	10 - 1:04.077	
20	David HEASMAN	MG Metro
1 - 1:44.690	6 - 1:05.071	11 - 1:05.526
2 - 1:11.864	7 - 1:05.275	12 - 1:06.153
3 - 1:05.840	8 - 1:04.319	13 - 1:05.742
4 - 1:05.239	9 - 1:06.329	14 - 1:09.399
5 - 1:04.471	10 - 1:04.329	
22	Patrick FENN	MGB
1 - 2:12.953	6 - 1:04.389	11 - 1:01.955
2 - 1:05.702	7 - 1:03.169	12 - 1:02.347
3 - 1:06.302	8 - 1:04.079	13 - 1:03.220
4 - 1:06.323	9 - 1:02.614	
5 - 1:05.628	10 - 1:03.080	
32	Tony DOWLER	MG Metro
1 - 2:03.376	6 - 1:01.904	11 - 1:01.388
2 - 1:08.129	7 - 1:03.686	12 - 1:01.893
3 - 1:06.133	8 - 1:01.726	13 - 1:01.839
4 - 1:03.317	9 - 1:01.581	14 - 1:01.937
5 - 1:01.583	10 - 1:03.600	
35	Stuart MUSK	MG Midget
1 - 1:24.227		
2 - X:00.000		
3 - 1:14.229		
37	Barry HOLMES	MGB GTV8
1 - 2:05.819	6 - 1:02.095	11 - 1:00.051
2 - 1:07.308	7 - 1:00.955	12 - 1:01.771
3 - 1:04.245	8 - 59.448	13 - 1:00.552
4 - 59.768	9 - 59.131	14 - 1:02.196
5 - 59.816	10 - 1:00.682	

Car No 47 needs a working transponder please.
Weather : Sunny / Dry

MGCC Total Butler Championship & MGCC Drayton Manor Park Metro Cup LAP ANALYSIS - QUALIFYING RACE 4

(contd.)

38	James DARBY	MGB GT
1 - 1:21.720	6 - 1:07.477	11 - 1:02.967
2 - 1:06.535	7 - 1:01.459	12 - 1:02.422
3 - 1:06.498	8 - 1:03.302	13 - 1:01.184
4 - 1:02.711	9 - 1:01.951	14 - 1:01.389
5 - 1:04.081	10 - 1:03.678	
43	Simon HUTCHINSON	MG Midget
1 - 1:23.171	6 - 58.969	11 - 58.269
2 - 1:02.908	7 - 58.442	12 - 58.768
3 - 1:01.152	8 - 1:00.176	13 - 1:02.344
4 - 59.426	9 - 1:00.667	14 - 1:09.102
5 - 1:01.657	10 - 58.827	
47	Ian FULLER	MG Metro
1 - 2:18.758	6 - 1:30.647	
2 - 1:40.519	7 - 1:29.395	
3 - 1:34.364	8 - 1:27.975	
4 - 1:34.239	9 - 1:28.870	
5 - 1:31.229		
49	Graham SEELEY	MGB GT
1 - 1:40.270	6 - 1:02.506	11 - 1:01.666
2 - 1:13.648	7 - 1:02.659	12 - 1:04.396
3 - 1:04.079	8 - 1:02.479	13 - 1:01.999
4 - 1:02.435	9 - 1:01.768	14 - 1:03.189
5 - 1:02.146	10 - 1:01.256	
52	Simon WHITE	MG Metro Turbo
1 - 1:44.530	6 - 1:01.446	11 - 1:04.014
2 - 1:06.026	7 - 1:01.481	12 - 1:00.770
3 - 1:03.736	8 - 1:00.663	13 - 1:01.946
4 - 1:01.147	9 - 1:05.486	14 - 59.993
5 - 1:00.437	10 - 1:00.331	
57	Paul EALES	MGB GT
1 - 1:19.170	6 - 1:04.507	11 - 2:11.803P
2 - 1:04.204	7 - 1:02.975	12 - 1:20.592
3 - 1:04.369	8 - 1:03.626	13 - 1:17.789
4 - 1:02.701	9 - 1:04.112	
5 - 1:03.969	10 - 1:04.513	
58	Terry BURROWS	MGB
1 - 1:30.654	6 - 1:02.104	11 - 1:02.049
2 - 1:02.595	7 - 1:04.930	12 - 1:01.986
3 - 1:02.278	8 - 1:02.379	13 - 1:02.432
4 - 1:02.285	9 - 1:01.352	14 - 1:05.354
5 - 1:02.869	10 - 1:01.109	

Car No 47 needs a working transponder please.
Weather : Sunny / Dry

MGCC Total Butler Championship & MGCC Drayton Manor Park Metro Cup LAP ANALYSIS - QUALIFYING RACE 4

(contd.)

59	Simon POLLEY			MG Midget
1 -	2:04.478	6 -	1:08.300	11 - 1:06.195
2 -	1:12.481	7 -	1:06.807	12 - 1:09.472
3 -	1:10.137	8 -	1:06.737	13 - 1:06.561
4 -	1:07.422	9 -	1:07.356	
5 -	1:07.632	10 -	1:06.227	
63	Ron MOORCROFT			MGB
1 -	1:29.151	6 -	1:01.338	11 - 1:01.059
2 -	1:02.043	7 -	1:00.956	12 - 1:01.479
3 -	1:02.978	8 -	1:01.084	13 - 1:00.922
4 -	1:01.107	9 -	1:01.399	14 - 1:02.268
5 -	1:01.015	10 -	1:01.391	15 - 1:00.730
67	Andrew YOUNG			MGC GT
1 -	1:16.700	6 -	57.511	11 - 58.403
2 -	1:01.235	7 -	58.565	12 - 58.081
3 -	1:00.345	8 -	57.916	13 - 57.601
4 -	1:00.823	9 -	57.462	14 - 57.656
5 -	58.157	10 -	58.331	
75	John YEA			MG V8
1 -	1:31.047	6 -	1:01.803	11 - 1:01.551
2 -	1:04.668	7 -	1:03.043	12 - 1:01.480
3 -	1:02.795	8 -	1:02.327	13 - 1:00.551
4 -	1:01.389	9 -	1:01.076	14 - 1:00.843
5 -	1:01.385	10 -	1:01.551	15 - 1:02.090
76	Paul RIGG			MGF
1 -	1:40.042	6 -	1:02.857	11 - 1:02.194
2 -	1:06.084	7 -	1:03.474	12 - 1:04.226
3 -	1:05.526	8 -	1:04.282	13 - 1:05.004
4 -	1:04.037	9 -	1:02.815	14 - 1:04.822
5 -	1:05.736	10 -	1:02.567	
77	Rob MANSER			MG Metro
1 -	1:14.064	6 -	1:02.034	11 - 1:01.644
2 -	1:02.997	7 -	1:01.908	12 - 1:01.037
3 -	1:02.240	8 -	1:01.634	13 - 1:01.408
4 -	1:02.762	9 -	1:01.010	14 - 1:01.530
5 -	1:02.955	10 -	1:01.165	15 - 1:02.489
79	Paul ASHTON			MG Metro
1 -	2:04.820	6 -	1:01.685	11 - 1:05.285
2 -	1:06.281	7 -	1:02.622	12 - 1:01.796
3 -	1:03.421	8 -	1:02.750	13 - 1:01.410
4 -	1:02.815	9 -	1:01.490	14 - 1:02.029
5 -	1:02.240	10 -	1:02.259	

Car No 47 needs a working transponder please.
Weather : Sunny / Dry

MGCC Total Butler Championship & MGCC Drayton Manor Park Metro Cup LAP ANALYSIS - QUALIFYING RACE 4

(contd.)

80	Robert BEASLEY		MG Midget
1 - 1:41.407	6 - 1:02.107	11 - 1:02.758	
2 - 1:07.239	7 - 1:01.889	12 - 1:15.689	
3 - 1:05.061	8 - 1:00.739	13 - 1:02.488	
4 - 1:04.338	9 - 1:01.786	14 - 1:01.928	
5 - 1:02.514	10 - 1:02.583		
82	Alan KYSON		MGA
1 - 1:41.705	6 - 1:03.321	11 - 1:00.727	
2 - 1:07.504	7 - 1:01.674	12 - 1:03.391	
3 - 1:03.641	8 - 1:01.966	13 - 1:02.208	
4 - 1:02.615	9 - 1:01.367	14 - 1:02.131	
5 - 1:02.555	10 - 1:03.001		
85	Rob CAMPBELL		Rover Metro GTi
1 - 2:06.576	6 - 1:15.790	11 - 1:03.731	
2 - 1:08.097	7 - 1:09.132	12 - 1:04.455	
3 - 1:05.774	8 - 1:05.596	13 - 1:03.754	
4 - 1:04.388	9 - 1:04.148		
5 - 1:03.356	10 - 1:03.386		
96	Daniel LEWIS		MGF
1 - 2:00.412	6 - 1:06.667	11 - 1:06.360	
2 - 1:11.314	7 - 1:06.889	12 - 1:04.793	
3 - 1:09.628	8 - 1:05.835	13 - 1:03.735	
4 - 1:09.048	9 - 1:05.704		
5 - 1:08.601	10 - 1:05.554		
98	Dave JAVES		MG Metro Turbo
1 - 1:19.629	6 - 1:01.528	11 - 1:01.032	
2 - 1:02.739	7 - 1:02.988	12 - 1:04.749	
3 - 1:04.724	8 - 1:00.887	13 - 1:03.391	
4 - 1:01.810	9 - 1:01.629	14 - 1:01.587	
5 - 1:10.949	10 - 1:01.141	15 - 1:01.884	

Car No 47 needs a working transponder please.
Weather : Sunny / Dry

MGCC Total Butler Championship & MGCC Drayton Manor Park Metro Cup GRID FOR RACE 4

ROW 16	35 MUSK	47 FULLER
ROW 15	20 HEASMAN	59 POLLEY
ROW 14	19 ANDREWS	96 LEWIS
ROW 13	12 PATTERSON	85 CAMPBELL
ROW 12	7 HOWE	57 EALES
ROW 11	22 FENN	76 RIGG
ROW 10	32 DOWLER	79 ASHTON
ROW 9	38 DARBY	49 SEELEY
ROW 8	17 NEAVES	58 BURROWS
ROW 7	77 MANSER	15 WALPOLE
ROW 6	80 BEASLEY	98 JAVES
ROW 5	82 KYSON	63 MOORCROFT
ROW 4	3 LAKE	75 YEA
ROW 3	52 WHITE	16 FLANIGAN
ROW 2	1 BROWN	11 BROOKE
ROW 1	67 YOUNG	43 HUTCHINSON
	POLE	

Car No 47 needs a working transponder please. Car No 37 - 1st Reserve

Weather : Sunny / Dry

These results are provisional until the conclusion of any judicial and technical matters.

Brands Hatch

Circuit Length = 1.2262 miles.

Start: 11:07 End: 11:22

Clerk of Course:	Stewards:	Timekeeper:
------------------	-----------	-------------

MGCC Total Butler Championship & MGCC Drayton Manor Park Metro Cup PROVISIONAL RESULT - RACE 4

POS	NO	CL	DRIVER	NAT	CAR	TIME	LAPS	GAP	MPH	BEST
1	67	B	Andrew YOUNG		MGC GT	11:42.236	12		75.52	57.505
2	43	C	Simon HUTCHINSON		MG Midget	11:51.204	12	8.968	74.57	58.045
3	1	C	Dave BROWN		Austin Healey Sprite	12:03.817	12	21.581	73.27	58.929
4	11	B	David BROOKE		MGB GT	12:06.504	12	24.268	73.00	59.545
5	52	MC	Simon WHITE		MG Metro Turbo	12:11.624	12	29.388	72.49	59.789
6	16	MC	Jon FLANIGAN		MG Metro Turbo	12:13.099	12	30.863	72.35	59.874
7	98	MC	Dave JAVES		MG Metro Turbo	12:20.653	12	38.417	71.61	1:00.534
8	3	MC	Barry LAKE		Rover Metro GTi	12:21.187	12	38.951	71.56	1:00.651
9	63	B	Ron MOORCROFT		MGB	12:28.569	12	46.333	70.85	1:00.315
10	75	B	John YEA		MG V8	12:32.340	12	50.104	70.49	1:01.001
11	38	AB	James DARBY		MGB GT	12:33.687	12	51.451	70.37	1:00.557
12	15	AB	James WALPOLE		MGB	12:33.802	12	51.566	70.36	1:00.412
13	80	C	Robert BEASLEY		MG Midget	12:35.930	12	53.694	70.16	1:00.367
14	17	C	Blaine NEAVES		MGB	12:36.158	12	53.922	70.14	1:00.600
15	37	B	Barry HOLMES		MGB GTV8	12:38.104	12	55.868	69.96	59.575
16	77	MB	Rob MANSER		MG Metro	12:38.246	12	56.010	69.95	1:01.328
17	22	B	Patrick FENN		MGB	12:40.482	12	58.246	69.74	1:00.806
18	58	B	Terry BURROWS		MGB	12:40.672	12	58.436	69.72	59.729
19	32	MC	Tony DOWLER		MG Metro	11:43.131	11	1 LAP	69.15	1:01.080
20	7	MC	Tony HOWE		MG Metro Turbo	11:48.964	11	1 LAP	68.58	1:02.101
21	49	B	Graham SEELEY		MGB GT	11:51.665	11	1 LAP	68.32	1:00.782
22	85	MB	Rob CAMPBELL		Rover Metro GTi	11:52.439	11	1 LAP	68.25	1:02.528
23	76	F	Paul RIGG		MGF	11:55.971	11	1 LAP	67.91	1:02.428
24	12	MB	Iain PATTERSON		MG Metro Gti	12:05.235	11	1 LAP	67.04	1:03.590
25	59	AB	Simon POLLEY		MG Midget	12:09.072	11	1 LAP	66.69	1:03.776
26	20	MB	David HEASMAN		MG Metro	12:10.389	11	1 LAP	66.57	1:03.813
27	96	F	Daniel LEWIS		MGF	12:36.171	11	1 LAP	64.30	1:06.189
28	47	MA	Ian FULLER		MG Metro	12:34.888	9	3 LAPS	52.71	1:17.607

NOT CLASSIFIED

35	C	Stuart MUSK	MG Midget		12:40.516	12	N.C.F.	69.74	1:00.256
79	MB	Paul ASHTON	MG Metro		12:42.529	12	N.C.F.	69.55	1:01.204
19	AB	Peter ANDREWS	MGB GT		4:40.637	4	D.N.F.	63.16	1:05.749
57	AB	Paul EALES	MGB GT			0	D.N.F.	N/A	

FASTEST LAP

67	B	Andrew YOUNG	MGC GT		57.505	5	76.76mph	123.54kph
43	C	Simon HUTCHINSON	MG Midget		58.045	8	76.05mph	122.39kph
52	MC	Simon WHITE	MG Metro Turbo		59.789	6	73.83mph	118.82kph
15	AB	James WALPOLE	MGB		1:00.412	10	73.07mph	117.59kph
79	MB	Paul ASHTON	MG Metro		1:01.204	7	72.12mph	116.07kph
76	F	Paul RIGG	MGF		1:02.428	7	70.71mph	113.79kph
47	MA	Ian FULLER	MG Metro		1:17.607	2	56.88mph	91.54kph

Car No's 35 & 79 - Not Classified - Not Running at Red Flag
Weather : Sunny / Dry

Brands Hatch
Circuit Length = 1.2262 miles.
Start: 14:35 End: 14:48

Clerk of Course:	Stewards:	Timekeeper:

MGCC Total Butler Championship & MGCC Drayton Manor Park Metro Cup LAP CHART FOR RACE 4

Lap 1			Lap 2			Lap 3			Lap 4			Lap 5		
No	Behind	Laptime	No	Behind	Laptime	No	Behind	Laptime	No	Behind	Laptime	No	Behind	Laptime
67		1:04.946	67		58.548	67		57.885	67		57.639	67		57.505
43	1.217	1:06.163	43	0.939	58.270	43	1.271	58.217	43	1.825	58.193	43	2.498	58.178
11	2.095	1:07.041	11	3.962	1:00.415	11	5.950	59.873	11	8.341	1:00.030	11	10.423	59.587
1	2.637	1:07.583	1	4.119	1:00.030	1	6.447	1:00.213	1	9.014	1:00.206	1	11.009	59.500
16	4.086	1:09.032	52	6.035	1:00.003	52	8.103	59.953	52	10.455	59.991	52	13.114	1:00.164
52	4.580	1:09.526	16	6.363	1:00.825	16	9.028	1:00.550	16	11.867	1:00.478	16	14.385	1:00.023
3	4.971	1:09.917	3	7.188	1:00.765	98	10.985	1:00.763	98	13.880	1:00.534	98	17.279	1:00.904
98	5.821	1:10.767	98	8.107	1:00.834	3	11.496	1:02.193	3	14.522	1:00.665	3	17.880	1:00.863
75	6.859	1:11.805	75	10.881	1:02.570	75	15.853	1:02.857	47	1 LAP	1:22.092	63	23.207	1:00.934
15	6.890	1:11.836	63	11.294	1:02.481	63	16.297	1:02.888	63	19.778	1:01.120	75	24.556	1:01.295
80	7.180	1:12.126	15	12.214	1:03.872	80	17.028	1:02.491	75	20.766	1:02.552	80	25.301	1:01.427
63	7.361	1:12.307	80	12.422	1:03.790	49	17.356	1:02.162	80	21.379	1:01.990	49	25.899	1:01.712
77	8.475	1:13.421	49	13.079	1:03.132	15	17.465	1:03.136	49	21.692	1:01.975	17	26.616	1:01.679
49	8.495	1:13.441	77	13.925	1:03.998	17	18.359	1:01.498	17	22.442	1:01.722	15	27.440	1:01.669
58	8.683	1:13.629	58	14.539	1:04.404	58	19.009	1:02.355	15	23.276	1:03.450	38	27.950	1:01.398
17	9.374	1:14.320	17	14.746	1:03.920	77	19.347	1:03.307	77	23.783	1:02.075	58	28.370	1:01.683
38	9.776	1:14.722	38	15.087	1:03.859	38	20.368	1:03.166	38	24.057	1:01.328	77	28.532	1:02.254
76	11.354	1:16.300	22	16.494	1:02.727	22	20.636	1:02.027	58	24.192	1:02.822	37	28.649	1:00.414
79	12.074	1:17.020	76	16.497	1:03.691	79	21.491	1:02.067	22	25.290	1:02.293	22	29.970	1:02.185
22	12.315	1:17.261	79	17.309	1:03.783	32	22.286	1:02.155	37	25.740	1:00.891	79	31.474	1:02.959
32	12.491	1:17.437	32	18.016	1:04.073	37	22.488	1:01.325	79	26.020	1:02.168	35	31.567	1:02.450
85	12.890	1:17.836	37	19.048	1:04.707	35	24.005	1:01.290	32	26.218	1:01.571	32	33.482	1:04.769
37	12.889	1:17.835	85	19.668	1:05.326	85	25.283	1:03.500	35	26.622	1:00.256	7	36.900	1:03.019
7	13.300	1:18.246	35	20.600	1:05.149	7	26.443	1:03.177	85	30.700	1:03.056	85	37.465	1:04.270
19	13.927	1:18.873	7	21.151	1:06.399	76	26.739	1:08.127	7	31.386	1:02.582	76	37.976	1:03.460
35	13.999	1:18.945	12	23.690	1:07.617	12	29.990	1:04.185	76	32.021	1:02.921	12	42.919	1:03.780
12	14.621	1:19.567	59	24.475	1:06.966	59	31.362	1:04.772	12	36.644	1:04.293	47	1 LAP	1:22.990
59	16.057	1:21.003	20	24.989	1:06.679	20	32.466	1:05.362	59	37.796	1:04.073	59	44.578	1:04.287
20	16.858	1:21.804	19	25.472	1:10.093	19	33.509	1:05.922	20	38.896	1:04.069	20	45.426	1:04.035
96	17.002	1:21.948	96	26.256	1:07.802	96	34.560	1:06.189	19	41.619	1:05.749	96	53.584	1:07.411
47	31.855	1:36.801	47	50.914	1:17.607				96	43.678	1:06.757			

Car No's 35 & 79 - Not Classified - Not Running at Red Flag
Weather : Sunny / Dry

Brands Hatch
Circuit Length = 1.2262 miles.
Start: 14:35 End: 14:48

MGCC Total Butler Championship & MGCC Drayton Manor Park Metro Cup LAP CHART FOR RACE 4

(contd.)

Lap 6			Lap 7			Lap 8			Lap 9			Lap 10		
No	Behind	Laptime	No	Behind	Laptime	No	Behind	Laptime	No	Behind	Laptime	No	Behind	Laptime
67		57.843	67		58.069	67		57.709	67		58.036	67		57.899
43	2.995	58.340	43	3.347	58.421	59	1 LAP	1:04.588	43	4.759	59.112	47	3 LAPS	1:23.965
11	12.125	59.545	96	1 LAP	1:07.409	20	1 LAP	1:03.813	12	1 LAP	1:05.139	76	1 LAP	1:03.340
1	12.462	59.296	47	2 LAPS	1:23.333	43	3.683	58.045	59	1 LAP	1:05.395	43	5.194	58.334
52	15.060	59.789	11	13.692	59.636	96	1 LAP	1:07.368	20	1 LAP	1:04.950	12	1 LAP	1:03.590
16	16.571	1:00.029	1	14.233	59.840	1	15.453	58.929	1	16.449	59.032	59	1 LAP	1:03.776
98	20.166	1:00.730	52	17.060	1:00.069	11	15.927	59.944	11	18.438	1:00.547	20	1 LAP	1:04.164
3	20.949	1:00.912	16	18.376	59.874	52	20.082	1:00.731	52	22.862	1:00.816	1	18.149	59.599
63	26.859	1:01.495	98	22.856	1:00.759	16	21.088	1:00.421	16	23.565	1:00.513	11	20.312	59.773
75	28.470	1:01.757	3	23.531	1:00.651	98	26.880	1:01.733	96	1 LAP	1:08.035	52	25.198	1:00.235
49	28.989	1:00.933	63	30.116	1:01.326	3	27.017	1:01.195	98	29.769	1:00.925	16	25.851	1:00.185
80	29.024	1:01.566	75	31.790	1:01.389	47	2 LAPS	1:19.650	3	30.010	1:01.029	98	33.067	1:01.197
17	30.063	1:01.290	49	32.268	1:01.348	63	33.713	1:01.306	63	37.610	1:01.933	3	33.312	1:01.201
38	30.880	1:00.773	80	32.453	1:01.498	75	35.489	1:01.408	80	38.341	1:00.367	96	1 LAP	1:06.848
15	31.053	1:01.456	17	33.168	1:01.174	80	36.010	1:01.266	75	39.512	1:02.059	63	41.211	1:01.500
37	31.577	1:00.771	37	33.726	1:00.218	38	39.283	1:02.959	38	42.306	1:01.059	80	41.799	1:01.357
77	32.017	1:01.328	38	34.033	1:01.222	15	39.867	1:02.792	15	42.333	1:00.502	75	43.353	1:01.740
58	32.732	1:02.205	15	34.784	1:01.800	77	40.803	1:02.791	77	44.373	1:01.606	15	44.846	1:00.412
22	33.939	1:01.812	58	35.322	1:00.659	49	42.120	1:07.561	17	44.692	1:00.600	38	45.343	1:00.936
35	34.187	1:00.463	77	35.721	1:01.773	17	42.128	1:06.669	49	46.247	1:02.163	17	47.581	1:00.788
79	35.399	1:01.768	22	36.676	1:00.806	37	42.566	1:06.549	37	46.620	1:02.090	77	48.984	1:02.510
32	36.719	1:01.080	35	36.999	1:00.881	35	43.586	1:04.296	35	47.350	1:01.800	49	49.130	1:00.782
7	41.158	1:02.101	79	38.534	1:01.204	22	44.428	1:05.461	22	48.113	1:01.721	37	50.004	1:01.283
85	42.150	1:02.528	32	40.059	1:01.409	79	44.493	1:03.668	79	48.840	1:02.383	35	50.036	1:00.585
76	45.417	1:05.284	7	45.470	1:02.381	58	45.749	1:08.136	58	50.641	1:02.928	22	51.215	1:01.001
12	49.755	1:04.679	85	46.935	1:02.854	32	45.779	1:03.429	32	50.759	1:03.016	79	52.230	1:01.289
59	51.379	1:04.644	76	49.776	1:02.428	7	50.591	1:02.830	7	55.245	1:02.690	58	52.471	59.729
20	53.145	1:05.562	12	56.010	1:04.324	85	52.348	1:03.122	85	57.042	1:02.730	32	54.880	1:02.020
						76	56.641	1:04.574						

Car No's 35 & 79 - Not Classified - Not Running at Red Flag
Weather : Sunny / Dry

Brands Hatch
Circuit Length = 1.2262 miles.
Start: 14:35 End: 14:48

MGCC Total Butler Championship & MGCC Drayton Manor Park Metro Cup LAP CHART FOR RACE 4

(contd.)

Lap 11			Lap 12			Lap 13			Lap 14			Lap 15		
No	Behind	Laptime	No	Behind	Laptime	No	Behind	Laptime	No	Behind	Laptime	No	Behind	Laptime
67		58.254	67		57.903									
7	1 LAP	1:03.185	32	1 LAP	1:02.172									
85	1 LAP	1:03.538	7	1 LAP	1:02.354									
43	7.093	1:00.153	43	8.968	59.778									
76	1 LAP	1:03.412	49	1 LAP	1:16.456									
12	1 LAP	1:04.063	85	1 LAP	1:03.679									
59	1 LAP	1:04.098	76	1 LAP	1:02.434									
1	19.824	59.929	1	21.581	59.660									
20	1 LAP	1:05.429	12	1 LAP	1:03.998									
11	21.723	59.665	11	24.268	1:00.448									
52	26.853	59.909	59	1 LAP	1:05.470									
16	27.723	1:00.126	20	1 LAP	1:04.522									
47	3 LAPS	1:25.727	52	29.388	1:00.438									
98	35.677	1:00.864	16	30.863	1:01.043									
3	36.025	1:00.967	98	38.417	1:00.643									
96	1 LAP	1:06.547	3	38.951	1:00.829									
63	43.272	1:00.315	63	46.333	1:00.964									
80	44.296	1:00.751	75	50.104	1:01.907									
75	46.100	1:01.001	38	51.451	1:01.708									
15	47.176	1:00.584	15	51.566	1:02.293									
38	47.646	1:00.557	47	3 LAPS	1:22.723									
17	50.013	1:00.686	80	53.694	1:07.301									
77	52.193	1:01.463	17	53.922	1:01.812									
35	53.584	1:01.802	96	1 LAP	1:09.857									
37	54.196	1:02.446	37	55.868	59.575									
58	55.100	1:00.883	77	56.010	1:01.720									
22	55.117	1:02.156	22	58.246	1:01.032									
79	56.465	1:02.489	35	58.280	1:02.599									
			58	58.436	1:01.239									
			79	1:00.293	1:01.731									

Car No's 35 & 79 - Not Classified - Not Running at Red Flag
Weather : Sunny / Dry

Brands Hatch
Circuit Length = 1.2262 miles.
Start: 14:35 End: 14:48
Printed - 14:54 Sunday, 16 July 2006