



# 56th Silverstone International

**Silverstone Circuit**

**24th & 25th June 2006**



**Results Provided by MST Sports Timing Ltd**  
***www.msttiming.com***

# MGCC Cockshoot Cup Championship

## QUALIFYING - Race 1

POS	NO	CL	NAME	NAT	ENTRY	TIME	LAPS	GAP	MPH
1	6	B	Mike PETERS		MG Midget	1:41.242	10		79.97
2	72	C	Adam CUNNINGTON		AH Sprite	1:44.175	10	2.933	77.71
3	77	B	David BERESFORD		MGB GT V8	1:44.500	9	3.258	77.47
4	4	B	Jeremy COTTINGHAM		MGB	1:44.602	9	3.360	77.40
5	27	B	Peter RATCLIFFE		MGB	1:45.043	9	3.801	77.07
6	69	B	Peter BRAMBLE		MGB	1:45.064	10	3.822	77.06
7	7	B	Graham JONES		MGB	1:45.377	9	4.135	76.83
8	98	B	Ian WHITT		MG Midget	1:45.978	9	4.736	76.39
9	63	B	Ron MOORCROFT		MGB	1:46.009	9	4.767	76.37
10	31	C	Chris EVANS		MG Midget	1:46.343	10	5.101	76.13
11	42	B	Tony CROSSLEY		MGB GT	1:47.988	9	6.746	74.97
12	19	B	Martin RICHARDSON		MGB	1:48.326	9	7.084	74.74
13	53	B	Martin BREWER		MGB	1:48.791	9	7.549	74.42
14	17	A	Richard SAPCOTE		MG Midget	1:50.422	8	9.180	73.32
15	78	A	Ian WRIGHT		MG Midget	1:51.748	9	10.506	72.45
16	5	A	Peter TOES		MG Midget	1:52.977	9	11.735	71.66
17	80	C	Robert BEASLEY		MG Midget	1:54.019	9	12.777	71.00
18	61	B	Andrew BURROUGHS		MGB	1:54.793	9	13.551	70.53
19	23	A	Stephen McKIE		Austin Healey Sprite	1:55.416	9	14.174	70.15
20	14	B	Simon TINKLER		MGB GT	1:55.531	9	14.289	70.08
21	21	A	Richard SAXTON		MG Midget	1:56.334	9	15.092	69.59
22	9	B	Barrie CARTER		MGA	1:56.455	9	15.213	69.52
23	10	A	Graham MARCHANT		MGB	1:59.029	8	17.787	68.02
24	25	A	Steve GREGORY		MG Midget	2:03.257	8	22.015	65.68
25	2	A	Philip YATES		MG Midget	2:06.886	8	25.644	63.80
26	15	C	Andrew STORER		Austin Healey Sprite	2:20.585	3	39.343	57.59

Weather/Track - Cloudy/Dry

These results are provisional until the conclusion of any judicial and technical matters.

Silverstone Inter

Circuit Length = 2.2490 miles.

Start: 08:59 End: 09:14

Clerk of Course:	Stewards:	Timekeeper:
------------------	-----------	-------------

# MGCC Cockshoot Cup Championship

## LAP ANALYSIS

<b>2</b>	<b>Philip YATES</b>	MG Midget
1 -	9:59.127	6 - 2:10.368
2 -	2:11.093	7 - 2:11.487
3 -	2:09.324	8 - <b>2:06.886</b>
4 -	2:09.710	
5 -	2:09.137	
<b>4</b>	<b>Jeremy COTTINGHAM</b>	MGB
1 -	9:56.357	6 - 1:44.715
2 -	1:56.993	7 - <b>1:44.602</b>
3 -	1:46.888	8 - 1:45.141
4 -	1:45.477	9 - 2:14.785P
5 -	1:44.967	
<b>5</b>	<b>Peter TOES</b>	MG Midget
1 -	X:00.000	6 - <b>1:52.977</b>
2 -	2:12.566	7 - 1:53.548
3 -	1:59.805	8 - 1:54.677
4 -	1:56.144	9 - 1:56.278
5 -	1:53.684	
<b>6</b>	<b>Mike PETERS</b>	MG Midget
1 -	9:56.347	6 - 1:42.774
2 -	1:56.320	7 - 1:42.520
3 -	1:46.281	8 - 1:41.492
4 -	1:42.206	9 - 1:41.780
5 -	<b>1:41.242</b>	10 - 1:41.621
<b>7</b>	<b>Graham JONES</b>	MGB
1 -	X:00.000	6 - 1:46.458
2 -	2:09.021	7 - <b>1:45.377</b>
3 -	1:55.418	8 - 1:45.772
4 -	1:52.730	9 - 2:06.024
5 -	1:46.671	
<b>9</b>	<b>Barrie CARTER</b>	MGA
1 -	X:00.000	6 - 1:58.827
2 -	2:02.277	7 - 1:57.380
3 -	1:58.736	8 - 1:58.958
4 -	1:59.260	9 - 1:58.650
5 -	<b>1:56.455</b>	
<b>10</b>	<b>Graham MARCHANT</b>	MGB
1 -	X:00.000	6 - 1:59.469
2 -	2:12.599	7 - 1:59.357
3 -	2:04.306	8 - <b>1:59.029</b>
4 -	2:00.254	
5 -	1:59.309	

# MGCC Cockshoot Cup Championship

## LAP ANALYSIS

(contd.)

<b>14</b>	<b>Simon TINKLER</b>	MGB GT
1 -	9:55.170	6 - 1:57.341
2 -	2:08.805	7 - 1:57.560
3 -	2:06.215	8 - 2:00.095
4 -	1:59.000	9 - <b>1:55.531</b>
5 -	1:59.861	
<b>15</b>	<b>Andrew STORER</b>	Austin Healey Sprite
1 -	X:00.000	
2 -	<b>2:20.585</b>	
3 -	2:36.307P	
<b>17</b>	<b>Richard SANCOTE</b>	MG Midget
1 -	X:00.000	6 - <b>1:50.422</b>
2 -	2:11.816	7 - 1:50.815
3 -	1:59.796	8 - 2:44.774P
4 -	1:55.738	
5 -	1:51.845	
<b>19</b>	<b>Martin RICHARDSON</b>	MGB
1 -	X:00.000	6 - 1:49.651
2 -	2:11.262	7 - 1:48.886
3 -	2:01.153	8 - 1:49.009
4 -	1:50.073	9 - <b>1:48.326</b>
5 -	1:49.922	
<b>21</b>	<b>Richard SAXTON</b>	MG Midget
1 -	9:57.512	6 - 1:59.140
2 -	2:07.101	7 - <b>1:56.334</b>
3 -	1:59.144	8 - 1:58.705
4 -	2:01.874	9 - 2:02.166
5 -	1:56.625	
<b>23</b>	<b>Stephen McKIE</b>	Austin Healey Sprite
1 -	X:00.000	6 - <b>1:55.416</b>
2 -	2:14.906	7 - 1:56.016
3 -	2:02.934	8 - 1:55.632
4 -	1:59.048	9 - 1:55.539
5 -	1:58.319	
<b>25</b>	<b>Steve GREGORY</b>	MG Midget
1 -	X:00.000	6 - 2:06.428
2 -	2:12.478	7 - 2:05.114
3 -	2:05.062	8 - <b>2:03.257</b>
4 -	2:03.917	
5 -	2:03.263	

# MGCC Cockshoot Cup Championship

## LAP ANALYSIS

(contd.)

<b>27</b>	<b>Peter RATCLIFFE</b>	MGB
1 -	9:59.525	6 - 1:45.230
2 -	1:55.223	7 - <b>1:45.043</b>
3 -	1:48.318	8 - 1:45.235
4 -	1:47.439	9 - 2:06.356P
5 -	1:45.922	
<b>31</b>	<b>Chris EVANS</b>	MG Midgert
1 -	9:49.321	6 - 1:46.425
2 -	1:55.491	7 - 1:48.759
3 -	1:47.334	8 - 1:46.798
4 -	<b>1:46.343</b>	9 - 1:49.629
5 -	1:47.593	10 - 1:48.777
<b>42</b>	<b>Tony CROSSLEY</b>	MGB GT
1 -	X:00.000	6 - 1:48.159
2 -	2:16.672	7 - <b>1:47.988</b>
3 -	2:05.240	8 - 1:48.187
4 -	2:12.393	9 - 1:48.038
5 -	1:48.674	
<b>53</b>	<b>Martin BREWER</b>	MGB
1 -	X:00.000	6 - 1:49.522
2 -	2:06.582	7 - <b>1:48.791</b>
3 -	1:53.487	8 - 1:49.619
4 -	1:51.884	9 - 2:09.452P
5 -	1:50.953	
<b>61</b>	<b>Andrew BURROUGHS</b>	MGB
1 -	X:00.000	6 - 1:55.882
2 -	2:07.142	7 - 1:55.401
3 -	1:57.291	8 - 1:57.813
4 -	1:55.841	9 - 2:16.682P
5 -	<b>1:54.793</b>	
<b>63</b>	<b>Ron MOORCROFT</b>	MGB
1 -	9:48.398	6 - 1:47.658
2 -	1:52.910	7 - 1:47.946
3 -	1:47.889	8 - 1:47.434
4 -	1:46.409	9 - 1:48.483
5 -	<b>1:46.009</b>	
<b>69</b>	<b>Peter BRAMBLE</b>	MGB
1 -	9:49.808	6 - 1:45.581
2 -	1:52.053	7 - 1:46.468
3 -	1:47.007	8 - 1:45.656
4 -	1:45.816	9 - 1:46.988
5 -	<b>1:45.064</b>	10 - 1:45.641

# MGCC Cockshoot Cup Championship

## LAP ANALYSIS

(contd.)


<b>72</b>	<b>Adam CUNNINGTON</b>	AH Sprite
1 -	9:55.952	6 - 1:49.716
2 -	1:57.960	7 - 1:44.855
3 -	1:52.559	8 - 1:45.235
4 -	1:45.536	9 - 1:46.529
5 -	1:44.736	10 - <b>1:44.175</b>
<b>77</b>	<b>David BERESFORD</b>	MGB GT V8
1 -	X:00.000	6 - <b>1:44.500</b>
2 -	2:08.020	7 - 1:45.088
3 -	1:49.650	8 - 1:45.527
4 -	1:44.727	9 - 1:45.488
5 -	1:44.567	
<b>78</b>	<b>Ian WRIGHT</b>	MG Midget
1 -	9:55.993	6 - <b>1:51.748</b>
2 -	2:07.551	7 - 1:52.191
3 -	1:52.530	8 - 1:53.010
4 -	1:54.250	9 - 1:53.071
5 -	1:53.074	
<b>80</b>	<b>Robert BEASLEY</b>	MG Midget
1 -	X:00.000	6 - 1:54.913
2 -	2:12.268	7 - 1:55.217
3 -	2:03.670	8 - <b>1:54.019</b>
4 -	1:58.975	9 - 1:55.035
5 -	1:58.350	
<b>98</b>	<b>Ian WHITT</b>	MG Midget
1 -	X:00.000	6 - 1:46.793
2 -	2:09.854	7 - 1:46.208
3 -	1:47.856	8 - <b>1:45.978</b>
4 -	1:47.063	9 - 1:47.939
5 -	1:46.615	

# MGCC Cockshoot Cup Championship

## GRID - Race 1

ROW 13	2:06.886 2   YATES	2:20.585 15   STORER
ROW 12	1:59.029 10   MARCHANT	2:03.257 25   GREGORY
ROW 11	1:56.334 21   SAXTON	1:56.455 9   CARTER
ROW 10	1:55.416 23   McKIE	1:55.531 14   TINKLER
ROW 9	1:54.019 80   BEASLEY	1:54.793 61   BURROUGHS
ROW 8	1:51.748 78   WRIGHT	1:52.977 5   TOES
ROW 7	1:48.791 53   BREWER	1:50.422 17   SAPCOTE
ROW 6	1:47.988 42   CROSSLEY	1:48.326 19   RICHARDSON
ROW 5	1:46.009 63   MOORCROFT	1:46.343 31   EVANS
ROW 4	1:45.377 7   JONES	1:45.978 98   WHITT
ROW 3	1:45.043 27   RATCLIFFE	1:45.064 69   BRAMBLE
ROW 2	1:44.500 77   BERESFORD	1:44.602 4   COTTINGHAM
ROW 1	1:41.242 6   PETERS	1:44.175 72   CUNNINGTON

POLE



Weather/Track - Cloudy/Dry  
 These results are provisional until the conclusion of any judicial and technical matters.

Silverstone Inter  
 Circuit Length = 2.2490 miles.  
 Start: 08:59 End: 09:14

Clerk of Course:	Stewards:	Timekeeper:
------------------	-----------	-------------

# MGCC Cockshoot Cup Championship

## RACE RESULT - Race 1

POS	NO	CL	NAME	NAT	ENTRY	TIME	LAPS	GAP	MPH	BEST
1	6	B	Mike PETERS		MG Midget	5:16.084	3		77.40	1:41.755
2	72	C	Adam CUNNINGTON		AH Sprite	5:23.826	3	7.742	75.55	1:44.302
3	77	B	David BERESFORD		MGB GT V8	5:25.500	3	9.416	75.16	1:45.428
4	4	B	Jeremy COTTINGHAM		MGB	5:25.555	3	9.471	75.15	1:44.890
5	63	B	Ron MOORCROFT		MGB	5:32.069	3	15.985	73.67	1:46.114
6	7	B	Graham JONES		MGB	5:32.967	3	16.883	73.47	1:46.735
7	98	B	Ian WHITT		MG Midget	5:33.598	3	17.514	73.33	1:45.850
8	69	B	Peter BRAMBLE		MGB	5:33.943	3	17.859	73.26	1:43.803
9	42	B	Tony CROSSLEY		MGB GT	5:35.676	3	19.592	72.88	1:46.643
10	31	C	Chris EVANS		MG Midget	5:39.211	3	23.127	72.12	1:47.524
11	27	B	Peter RATCLIFFE		MGB	5:42.765	3	26.681	71.37	1:47.458
12	53	B	Martin BREWER		MGB	5:43.656	3	27.572	71.19	1:48.858
13	19	B	Martin RICHARDSON		MGB	5:48.781	3	32.697	70.14	1:49.666
14	80	C	Robert BEASLEY		MG Midget	5:50.423	3	34.339	69.81	1:50.442
15	78	A	Ian WRIGHT		MG Midget	5:50.636	3	34.552	69.77	1:51.661
16	5	A	Peter TOES		MG Midget	5:55.558	3	39.474	68.80	1:52.795
17	61	B	Andrew BURROUGHS		MGB	5:57.824	3	41.740	68.37	1:53.551
18	21	A	Richard SAXTON		MG Midget	6:02.718	3	46.634	67.45	1:54.851
19	23	A	Stephen McKIE		Austin Healey Sprite	6:03.197	3	47.113	67.36	1:54.958
20	9	B	Barrie CARTER		MGA	6:08.289	3	52.205	66.43	1:57.023
21	14	B	Simon TINKLER		MGB GT	6:08.909	3	52.825	66.31	1:56.881
22	10	A	Graham MARCHANT		MGB	6:17.627	3	1:01.543	64.78	1:59.490
23	25	A	Steve GREGORY		MG Midget	6:20.973	3	1:04.889	64.21	2:00.116
24	2	A	Philip YATES		MG Midget	6:30.923	3	1:14.839	62.58	2:04.319
NOT CLASSIFIED										
17	A		Richard SAPCOTE		MG Midget	2:24.208	1	D.N.F.	57.36	
FASTEST LAP										
6	B		Mike PETERS		MG Midget	1:41.755	2	79.56mph	128.05kph	
72	C		Adam CUNNINGTON		AH Sprite	1:44.302	3	77.62mph	124.92kph	
78	A		Ian WRIGHT		MG Midget	1:51.661	2	72.50mph	116.69kph	

Race Stopped at 13:08 - Leader Completed 50% MSA Regulation J.5.4.4  
 Weather/Track - Cloudy/Dry  
 These results are provisional until the conclusion of any judicial and technical matters.

Silverstone Inter  
 Circuit Length = 2.2490 miles.  
 Start: 13:00 End: 13:08

Clerk of Course:	Stewards:	Timekeeper:
------------------	-----------	-------------



# MGCC Cockshoot Cup Championship

## LAP CHART

Lap 1			Lap 2			Lap 3			Lap 4			Lap 5		
No	Behind	Laptime	No	Behind	Laptime	No	Behind	Laptime	No	Behind	Laptime	No	Behind	Laptime
6		1:52.419	6		1:41.755	6		1:41.910						
77	1.557	1:53.976	77	5.230	1:45.428	72	7.742	1:44.302						
72	2.369	1:54.788	72	5.350	1:44.736	77	9.416	1:46.096						
4	3.179	1:55.598	4	6.314	1:44.890	4	9.471	1:45.067						
7	5.739	1:58.158	7	10.719	1:46.735	63	15.985	1:46.972						
63	6.564	1:58.983	63	10.923	1:46.114	7	16.883	1:48.074						
42	9.010	2:01.429	98	13.574	1:46.088	98	17.514	1:45.850						
98	9.241	2:01.660	42	14.859	1:47.604	69	17.859	1:43.803						
31	11.294	2:03.713	69	15.966	1:45.374	42	19.592	1:46.643						
69	12.347	2:04.766	31	17.513	1:47.974	31	23.127	1:47.524						
53	12.805	2:05.224	53	19.908	1:48.858	27	26.681	1:47.458						
27	13.328	2:05.747	27	21.133	1:49.560	53	27.572	1:49.574						
78	14.201	2:06.620	78	24.107	1:51.661	19	32.697	1:49.666						
80	16.033	2:08.452	80	24.720	1:50.442	80	34.339	1:51.529						
19	16.592	2:09.011	19	24.941	1:50.104	78	34.552	1:52.355						
5	16.925	2:09.344	5	27.965	1:52.795	5	39.474	1:53.419						
61	17.850	2:10.269	61	30.099	1:54.004	61	41.740	1:53.551						
21	20.023	2:12.442	21	33.693	1:55.425	21	46.634	1:54.851						
23	20.416	2:12.835	23	34.065	1:55.404	23	47.113	1:54.958						
9	20.909	2:13.328	9	37.092	1:57.938	9	52.205	1:57.023						
14	21.547	2:13.966	14	37.854	1:58.062	14	52.825	1:56.881						
10	24.981	2:17.400	10	43.963	2:00.737	10	1:01.543	1:59.490						
25	25.380	2:17.799	25	46.683	2:03.058	25	1:04.889	2:00.116						
2	29.105	2:21.524	2	52.430	2:05.080	2	1:14.839	2:04.319						
17	31.789	2:24.208P												

Race Stopped at 13:08 - Leader Completed 50% MSA Regulation J.5.4.4  
Weather/Track - Cloudy/Dry

Silverstone Inter  
Circuit Length = 2.2490 miles.  
Start: 13:00 End: 13:08

# MG Trophy Race

## QUALIFYING - Race 2

POS	NO	CL	NAME	NAT	ENTRY	TIME	LAPS	GAP	MPH
1	94	B	Paul WALLACE		MG ZR	1:36.725	10		83.70
2	1	B	Barry BENHAM		MG ZR	1:36.878	10	0.153	83.57
3	95	B	Dean CLEMENTS		MG ZR	1:36.988	10	0.263	83.47
4	87	B	Colin ROBERTSON		MG ZR	1:37.579	10	0.854	82.97
5	77	B	Malcom GAMMONS		MG ZR	1:37.750	9	1.025	82.82
6	91	B	Peter FELIX		MG ZR	1:37.964	9	1.239	82.64
7	76	B	Ben JAQUES		MG ZR	1:38.344	10	1.619	82.32
8	73	B	Christopher BRAY		MG ZR	1:38.559	10	1.834	82.14
9	99	B	Nick BARFOOT		MG ZR	1:38.627	7	1.902	82.09
10	88	B	Sean PETERS		MG ZR	1:38.810	10	2.085	81.93
11	5	A	Elliot MASON		MG TF	1:39.425	9	2.700	81.43
12	83	B	David COULTHARD		MG ZR	1:39.536	10	2.811	81.34
13	24	A	Mark RAYMENT		MG TF	1:41.313	10	4.588	79.91
14	12	A	David PIERCE		MG TF	1:41.504	10	4.779	79.76
15	78	B	James TOWELL		MG ZR	1:41.951	10	5.226	79.41
16	20	A	Robert DAY		MG TF	1:42.191	10	5.466	79.22
17	21	A	Paul PHIPPS		MG TF	1:42.469	10	5.744	79.01
18	6	A	Geoff HOLMES		MG TF	1:42.651	9	5.926	78.87
19	11	A	Bolaji ODUNSI		MG TF	1:44.009	10	7.284	77.84
20	13	A	Andrew STEEL		MG TF	1:46.103	9	9.378	76.30

Weather/Track - Cloudy/Wet

These results are provisional until the conclusion of any judicial and technical matters.

Silverstone Inter

Circuit Length = 2.2490 miles.

Start: 09:20 End: 09:35

Clerk of Course:	Stewards:	Timekeeper:
------------------	-----------	-------------

# MG Trophy Race

## LAP ANALYSIS

<b>1</b>	<b>Barry BENHAM</b>	MG ZR
1 -	6:19.510	6 - 1:40.662
2 -	1:44.638	7 - 1:36.958
3 -	1:39.782	8 - <b>1:36.878</b>
4 -	1:38.137	9 - 1:37.471
5 -	1:37.837	10 - 1:49.769P
<b>5</b>	<b>Elliot MASON</b>	MG TF
1 -	6:39.831	6 - 1:50.755
2 -	2:02.601	7 - 2:00.705
3 -	1:44.752	8 - 1:40.041
4 -	1:49.940	9 - <b>1:39.425</b>
5 -	1:40.407	
<b>6</b>	<b>Geoff HOLMES</b>	MG TF
1 -	6:26.007	6 - <b>1:42.651</b>
2 -	1:50.520	7 - 1:52.772P
3 -	1:44.075	8 - 2:38.779
4 -	1:44.424	9 - 1:42.699
5 -	1:43.870	
<b>11</b>	<b>Bolaji ODUNSI</b>	MG TF
1 -	6:27.711	6 - 1:44.988
2 -	1:58.535	7 - 1:45.224
3 -	1:55.775	8 - <b>1:44.009</b>
4 -	1:48.358	9 - 1:45.079
5 -	1:47.647	10 - 1:44.173
<b>12</b>	<b>David PIERCE</b>	MG TF
1 -	6:29.043	6 - 1:41.557
2 -	1:54.728	7 - <b>1:41.504</b>
3 -	1:44.099	8 - 1:42.515
4 -	1:46.517	9 - 1:42.771
5 -	1:43.155	10 - 1:42.275
<b>13</b>	<b>Andrew STEEL</b>	MG TF
1 -	6:31.513	6 - 1:47.027
2 -	1:58.113	7 - <b>1:46.103</b>
3 -	1:51.347	8 - 1:46.494
4 -	1:48.693	9 - 1:46.467
5 -	1:49.813	
<b>20</b>	<b>Robert DAY</b>	MG TF
1 -	6:30.232	6 - 1:42.725
2 -	1:53.046	7 - 1:43.468
3 -	1:43.672	8 - 1:42.745
4 -	1:42.662	9 - <b>1:42.191</b>
5 -	1:43.058	10 - 1:42.794

# MG Trophy Race LAP ANALYSIS

(contd.)

<b>21</b>	<b>Paul PHIPPS</b>	MG TF
1 -	6:28.718	6 - 1:43.204
2 -	1:50.420	7 - 1:42.584
3 -	1:43.085	8 - 1:43.480
4 -	1:43.321	9 - 1:42.624
5 -	<b>1:42.469</b>	10 - 1:42.572
<b>24</b>	<b>Mark RAYMENT</b>	MG TF
1 -	6:26.561	6 - 1:42.050
2 -	2:07.382	7 - 1:41.317
3 -	1:45.202	8 - <b>1:41.313</b>
4 -	1:41.588	9 - 1:43.530
5 -	1:43.280	10 - 1:43.127
<b>73</b>	<b>Christopher BRAY</b>	MG ZR
1 -	6:24.323	6 - 1:39.005
2 -	1:45.954	7 - <b>1:38.559</b>
3 -	1:41.946	8 - 1:43.268
4 -	1:40.484	9 - 1:39.848
5 -	1:39.393	10 - 1:39.289
<b>76</b>	<b>Ben JAQUES</b>	MG ZR
1 -	6:25.664	6 - 1:38.475
2 -	1:51.579	7 - 1:40.480
3 -	1:42.719	8 - 1:46.461
4 -	1:39.613	9 - <b>1:38.344</b>
5 -	1:40.277	10 - 1:38.836
<b>77</b>	<b>Malcom GAMMONS</b>	MG ZR
1 -	6:22.036	6 - 1:38.292
2 -	1:43.103	7 - 1:37.816
3 -	1:39.526	8 - 1:53.253P
4 -	1:38.396	9 - 3:26.638
5 -	<b>1:37.750</b>	
<b>78</b>	<b>James TOWELL</b>	MG ZR
1 -	6:21.393	6 - <b>1:41.951</b>
2 -	1:47.468	7 - 1:43.211
3 -	1:45.789	8 - 1:46.960
4 -	1:43.492	9 - 1:42.818
5 -	1:44.256	10 - 1:46.592
<b>83</b>	<b>David COULTHARD</b>	MG ZR
1 -	6:24.794	6 - <b>1:39.536</b>
2 -	1:57.628	7 - 1:40.392
3 -	1:42.592	8 - 1:41.017
4 -	1:40.696	9 - 1:40.444
5 -	1:50.780	10 - 1:40.824

# MG Trophy Race LAP ANALYSIS


(contd.)

<b>87</b>	<b>Colin ROBERTSON</b>	MG ZR
1 -	6:47.212	6 - 2:00.448
2 -	2:17.757	7 - 1:38.304
3 -	1:38.835	8 - 1:38.105
4 -	<b>1:37.579</b>	9 - 1:38.115
5 -	1:37.760	10 - 1:37.683
<b>88</b>	<b>Sean PETERS</b>	MG ZR
1 -	6:28.209	6 - <b>1:38.810</b>
2 -	1:50.630	7 - 1:39.183
3 -	1:41.970	8 - 1:40.660
4 -	1:40.058	9 - 1:39.358
5 -	1:39.346	10 - 1:39.357
<b>91</b>	<b>Peter FELIX</b>	MG ZR
1 -	6:39.537	6 - 1:50.378P
2 -	2:01.356	7 - 2:53.377
3 -	1:41.248	8 - <b>1:37.964</b>
4 -	1:39.742	9 - 1:38.189
5 -	1:38.928	
<b>94</b>	<b>Paul WALLACE</b>	MG ZR
1 -	6:35.499	6 - 1:49.765
2 -	2:02.593	7 - <b>1:36.725</b>
3 -	1:40.630	8 - 1:55.423
4 -	1:37.200	9 - 1:37.596
5 -	1:39.588	10 - 1:51.736
<b>95</b>	<b>Dean CLEMENTS</b>	MG ZR
1 -	6:22.619	6 - 1:38.572
2 -	1:43.445	7 - 1:37.187
3 -	1:38.813	8 - <b>1:36.988</b>
4 -	1:37.623	9 - 1:37.774
5 -	1:37.599	10 - 1:47.299
<b>99</b>	<b>Nick BARFOOT</b>	MG ZR
1 -	6:19.909	6 - 1:38.660
2 -	1:44.563	7 - 1:38.670
3 -	1:41.954	
4 -	<b>1:38.627</b>	
5 -	1:39.048	

# MG Trophy Race

## GRID - Race 2

ROW 10	1:44.009	1:46.103
	11   ODUNSI	13   STEEL
ROW 9	1:42.469	1:42.651
	21   PHIPPS	6   HOLMES
ROW 8	1:41.951	1:42.191
	78   TOWELL	20   DAY
ROW 7	1:41.313	1:41.504
	24   RAYMENT	12   PIERCE
ROW 6	1:39.425	1:39.536
	5   MASON	83   COULTHARD
ROW 5	1:38.627	1:38.810
	99   BARFOOT	88   PETERS
ROW 4	1:38.344	1:38.559
	76   JAQUES	73   BRAY
ROW 3	1:37.750	1:37.964
	77   GAMMONS	91   FELIX
ROW 2	1:36.988	1:37.579
	95   CLEMENTS	87   ROBERTSON
ROW 1	1:36.725	1:36.878
	94   WALLACE	1   BENHAM
<b>POLE</b>		




**Weather/Track - Cloudy/Wet**  
**These results are provisional until the conclusion of any judicial and technical matters.**

Silverstone Inter  
 Circuit Length = 2.2490 miles.  
 Start: 09:20 End: 09:35

Clerk of Course:	Stewards:	Timekeeper:
------------------	-----------	-------------

# MG Trophy Race

## GRID - Race 11

ROW 10	11	1:44.173 ODUNSI	13	1:46.467 STEEL
ROW 9	6	1:42.699 HOLMES	78	1:42.818 TOWELL
ROW 8	21	1:42.572 PHIPPS	20	1:42.662 DAY
ROW 7	24	1:41.317 RAYMENT	12	1:41.557 PIERCE
ROW 6	5	1:40.041 MASON	83	1:40.392 COULTHARD
ROW 5	73	1:39.005 BRAY	88	1:39.183 PETERS
ROW 4	76	1:38.475 JAQUES	99	1:38.660 BARFOOT
ROW 3	77	1:37.816 GAMMONS	91	1:38.189 FELIX
ROW 2	94	1:37.200 WALLACE	87	1:37.683 ROBERTSON
ROW 1	1	1:36.958 BENHAM	95	1:37.187 CLEMENTS
<b>POLE</b>				
				

Weather/Track - Cloudy/Dry

These results are provisional until the conclusion of any judicial and technical matters.

Silverstone Inter  
Circuit Length = 2.2490 miles.  
Start: 13:24 End: 13:37

Clerk of Course:	Stewards:	Timekeeper:
------------------	-----------	-------------

# MGCC MotorsportAds.co.uk MG Trophy Championship

## RACE RESULT - Race 2

POS	NO	CL	NAME	NAT	ENTRY	TIME	LAPS	GAP	MPH	BEST
1	94	B	Paul WALLACE		MG ZR	13:08.457	8		82.37	1:37.752
2	1	B	Barry BENHAM		MG ZR	13:13.078	8	4.621	81.89	1:38.274
3	91	B	Peter FELIX		MG ZR	13:13.872	8	5.415	81.81	1:38.072
4	77	B	Malcom GAMMONS		MG ZR	13:15.010	8	6.553	81.69	1:38.228
5	87	B	Colin ROBERTSON		MG ZR	13:21.826	8	13.369	81.00	1:38.564
6	95	B	Dean CLEMENTS		MG ZR	13:21.944	8	13.487	80.98	1:38.055
7	76	B	Ben JAQUES		MG ZR	13:22.802	8	14.345	80.90	1:38.811
8	5	A	Elliot MASON		MG TF	13:22.892	8	14.435	80.89	1:38.668
9	88	B	Sean PETERS		MG ZR	13:23.703	8	15.246	80.81	1:38.657
10	99	B	Nick BARFOOT		MG ZR	13:25.496	8	17.039	80.63	1:39.190
11	83	B	David COULTHARD		MG ZR	13:35.660	8	27.203	79.62	1:40.627
12	12	A	David PIERCE		MG TF	13:40.441	8	31.984	79.16	1:41.049
13	20	A	Robert DAY		MG TF	13:46.028	8	37.571	78.62	1:41.665
14	24	A	Mark RAYMENT		MG TF	13:48.038	8	39.581	78.43	1:42.243
15	21	A	Paul PHIPPS		MG TF	13:58.990	8	50.533	77.41	1:42.991
16	78	B	James TOWELL		MG ZR	14:24.244	8	1:15.787	75.15	1:42.919
17	11	A	Bolaji ODUNSI		MG TF	14:26.207	8	1:17.750	74.97	1:46.259
18	13	A	Andrew STEEL		MG TF	14:40.812	8	1:32.355	73.73	1:45.972

### NOT CLASSIFIED

73	B	Christopher BRAY		MG ZR	6:43.770	4	D.N.F.	80.64	1:39.100
6	A	Geoff HOLMES		MG TF	3:31.697	2	D.N.F.	77.32	1:42.165

### FASTEST LAP

94	B	Paul WALLACE		MG ZR	1:37.752	2	82.82mph	133.29kph
5	A	Elliot MASON		MG TF	1:38.668	6	82.05mph	132.05kph

Weather/Track - Cloudy/Dry

These results are provisional until the conclusion of any judicial and technical matters.

Silverstone Inter  
Circuit Length = 2.2490 miles.  
Start: 13:24 End: 13:37

Clerk of Course:	Stewards:	Timekeeper:
------------------	-----------	-------------



# MGCC MotorsportAds.co.uk MG Trophy Championship

## LAP CHART

Lap 1			Lap 2			Lap 3			Lap 4			Lap 5		
No	Behind	Laptime	No	Behind	Laptime	No	Behind	Laptime	No	Behind	Laptime	No	Behind	Laptime
94		1:39.010	94		1:37.752	94		1:37.857	94		1:38.118	94		1:38.168
1	2.055	1:41.065	1	3.230	1:38.927	1	3.647	1:38.274	1	3.940	1:38.411	1	4.409	1:38.637
95	2.227	1:41.237	91	4.073	1:38.199	91	4.288	1:38.072	91	4.690	1:38.520	91	4.714	1:38.192
77	2.868	1:41.878	95	4.383	1:39.908	95	4.581	1:38.055	95	4.887	1:38.424	95	4.843	1:38.124
91	3.626	1:42.636	77	5.329	1:40.213	77	5.856	1:38.384	77	6.257	1:38.519	77	6.317	1:38.228
76	4.515	1:43.525	73	6.979	1:39.499	76	8.792	1:39.259	76	9.485	1:38.811	76	10.657	1:39.340
73	5.232	1:44.242	76	7.390	1:40.627	88	9.687	1:38.917	88	10.226	1:38.657	87	11.190	1:38.564
87	6.086	1:45.096	88	8.627	1:40.203	73	10.051	1:40.929	87	10.794	1:38.567	88	11.784	1:39.726
88	6.176	1:45.186	87	9.086	1:40.752	87	10.345	1:39.116	73	11.033	1:39.100	99	14.003	1:39.894
99	6.510	1:45.520	99	9.445	1:40.687	99	11.205	1:39.617	99	12.277	1:39.190	5	14.033	1:38.880
12	7.928	1:46.938	5	10.938	1:40.602	5	12.477	1:39.396	5	13.321	1:38.962	83	20.711	1:40.932
5	8.088	1:47.098	12	12.399	1:42.223	83	15.437	1:40.627	83	17.947	1:40.628	12	23.041	1:41.379
24	8.863	1:47.873	83	12.667	1:41.409	12	15.591	1:41.049	12	19.830	1:42.357	20	26.853	1:41.873
83	9.010	1:48.020	20	13.984	1:41.776	24	19.451	1:42.938	20	23.148	1:41.665	24	28.885	1:42.428
20	9.960	1:48.970	24	14.370	1:43.259	20	19.601	1:43.474	24	24.625	1:43.292	21	33.214	1:44.042
6	10.522	1:49.532	6	14.935	1:42.165	21	22.021	1:43.170	21	27.340	1:43.437	11	51.927	1:46.573
21	11.469	1:50.479	21	16.708	1:42.991	78	22.946	1:43.233	78	28.410	1:43.582	13	52.616	1:46.843
78	12.403	1:51.413	78	17.570	1:42.919	11	34.236	1:48.140	11	43.522	1:47.404	78	58.283	2:08.041
11	15.212	1:54.222	11	23.953	1:46.493	13	34.525	1:47.674	13	43.941	1:47.534			
13	16.488	1:55.498	13	24.708	1:45.972									

# MGCC MotorsportAds.co.uk MG Trophy Championship

## LAP CHART

(contd.)

Lap 6			Lap 7			Lap 8			Lap 9			Lap 10		
No	Behind	Laptime	No	Behind	Laptime	No	Behind	Laptime	No	Behind	Laptime	No	Behind	Laptime
94		1:38.289	94		1:38.957	94		1:40.306						
1	5.897	1:39.777	1	5.402	1:38.462	1	4.621	1:39.525						
95	6.112	1:39.558	91	7.048	1:39.884	91	5.415	1:38.673						
91	6.121	1:39.696	77	7.751	1:40.019	77	6.553	1:39.108						
77	6.689	1:38.661	87	14.649	1:41.024	87	13.369	1:39.026						
87	12.582	1:39.681	76	15.019	1:41.247	95	13.487	1:38.670						
76	12.729	1:40.361	95	15.123	1:47.968	76	14.345	1:39.632						
88	13.240	1:39.745	5	15.632	1:40.177	5	14.435	1:39.109						
5	14.412	1:38.668	88	16.157	1:41.874	88	15.246	1:39.395						
99	15.572	1:39.858	99	17.328	1:40.713	99	17.039	1:40.017						
83	23.461	1:41.039	83	26.179	1:41.675	83	27.203	1:41.330						
12	26.688	1:41.936	12	30.231	1:42.500	12	31.984	1:42.059						
20	31.091	1:42.527	20	34.940	1:42.806	20	37.571	1:42.937						
24	33.473	1:42.877	24	37.644	1:43.128	24	39.581	1:42.243						
21	39.233	1:44.308	21	45.237	1:44.961	21	50.533	1:45.602						
13	1:02.491	1:48.164	11	1:11.797	1:47.928	78	1:15.787	1:43.504						
11	1:02.826	1:49.188	13	1:12.231	1:48.697	11	1:17.750	1:46.259						
78	1:04.326	1:44.332	78	1:12.589	1:47.220	13	1:32.355	2:00.430						

# MG Trophy Race

## RACE RESULT - Race 11

POS	NO	CL	NAME	NAT	ENTRY	TIME	LAPS	GAP	MPH	BEST
1	95	B	Dean CLEMENTS		MG ZR	13:14.400	8		81.75	1:38.055
2	94	B	Paul WALLACE		MG ZR	13:14.755	8	0.355	81.72	1:38.462
3	91	B	Peter FELIX		MG ZR	13:16.762	8	2.362	81.51	1:38.632
4	1	B	Barry BENHAM		MG ZR	13:17.444	8	3.044	81.44	1:38.340
5	87	B	Colin ROBERTSON		MG ZR	13:19.428	8	5.028	81.24	1:38.650
6	76	B	Ben JAQUES		MG ZR	13:27.171	8	12.771	80.46	1:39.420
7	77	B	Malcom GAMMONS		MG ZR	13:31.983	8	17.583	79.98	1:39.620
8	99	B	Nick BARFOOT		MG ZR	13:33.730	8	19.330	79.81	1:40.368
9	88	B	Sean PETERS		MG ZR	13:34.934	8	20.534	79.69	1:40.389
10	73	B	Christopher BRAY		MG ZR	13:37.012	8	22.612	79.49	1:40.704
11	83	B	David COULTHARD		MG ZR	13:41.962	8	27.562	79.01	1:41.384
12	6	A	Geoff HOLMES		MG TF	14:01.025	8	46.625	77.22	1:43.339
13	13	A	Andrew STEEL		MG TF	14:35.108	8	1:20.708	74.21	1:46.295

### NOT CLASSIFIED

11	A	Bolaji ODUNSI		MG TF	12:17.847	7	D.N.F.	77.05	1:43.311
78	B	James TOWELL		MG ZR	9:09.076	5	D.N.F.	74.04	1:44.232
21	A	Paul PHIPPS		MG TF	5:17.884	3	D.N.F.	76.96	1:43.748
5	A	Elliot MASON		MG TF	5:33.596	3	D.N.F.	73.33	1:41.567
20	A	Robert DAY		MG TF	5:40.794	3	D.N.F.	71.79	1:44.181
24	A	Mark RAYMENT		MG TF	5:46.754	3	D.N.F.	70.55	1:41.908

### FASTEST LAP

95	B	Dean CLEMENTS		MG ZR	1:38.055	4	82.57mph	132.88kph
5	A	Elliot MASON		MG TF	1:41.567	2	79.71mph	128.28kph

Weather/Track - Bright/Dry

These results are provisional until the conclusion of any judicial and technical matters.

Silverstone Inter

Circuit Length = 2.2490 miles.

Start: 14:11 End: 14:25

Clerk of Course:	Stewards:	Timekeeper:
------------------	-----------	-------------

# MG Trophy Race

## LAP CHART

Lap 1			Lap 2			Lap 3			Lap 4			Lap 5		
No	Behind	Laptime	No	Behind	Laptime	No	Behind	Laptime	No	Behind	Laptime	No	Behind	Laptime
1		1:42.328	95		1:38.771	95		1:38.499	95		1:38.055	95		1:39.285
95	0.204	1:42.532	1	0.624	1:39.599	1	0.465	1:38.340	1	1.219	1:38.809	1	1.156	1:39.222
94	0.804	1:43.132	94	0.932	1:39.103	94	0.895	1:38.462	94	1.504	1:38.664	94	1.330	1:39.111
91	1.849	1:44.177	91	1.663	1:38.789	91	1.796	1:38.632	91	2.716	1:38.975	91	2.198	1:38.767
99	2.615	1:44.943	87	3.906	1:39.790	87	4.269	1:38.862	87	4.864	1:38.650	87	4.490	1:38.911
87	3.091	1:45.419	99	5.154	1:41.514	76	7.331	1:40.503	76	8.696	1:39.420	76	9.441	1:40.030
76	3.631	1:45.959	76	5.327	1:40.671	99	7.937	1:41.282	99	10.250	1:40.368	99	11.575	1:40.610
73	4.101	1:46.429	73	6.487	1:41.361	77	8.511	1:40.314	73	12.474	1:41.811	77	14.989	1:41.479
24	4.526	1:46.854	77	6.696	1:40.725	73	8.718	1:40.730	77	12.795	1:42.339	88	15.257	1:41.464
77	4.946	1:47.274	24	7.459	1:41.908	88	10.114	1:40.450	88	13.078	1:41.019	73	16.498	1:43.309
5	5.329	1:47.657	5	7.921	1:41.567	83	12.552	1:42.537	83	16.171	1:41.674	83	18.764	1:41.878
88	5.528	1:47.856	88	8.163	1:41.610	21	18.082	1:44.547	6	28.930	1:44.351	6	32.984	1:43.339
83	6.105	1:48.433	83	8.514	1:41.384	6	22.634	1:47.025	11	29.389	1:44.088	11	33.415	1:43.311
21	7.261	1:49.589	21	12.034	1:43.748	11	23.356	1:46.751	13	42.165	1:49.271	13	50.871	1:47.991
20	8.427	1:50.755	20	13.633	1:44.181	78	24.535	1:48.644	78	46.987	2:00.507	78	51.934	1:44.232
6	8.580	1:50.908	6	14.108	1:44.503	13	30.949	1:49.653						
78	8.985	1:51.313	78	14.390	1:44.380	5	33.794	2:04.372P						
11	9.636	1:51.964	11	15.104	1:44.443	20	40.992	2:05.858P						
13	12.475	1:54.803	13	19.795	1:46.295	24	46.952	2:17.992P						

# MG Trophy Race LAP CHART

(contd.)

Lap 6			Lap 7			Lap 8			Lap 9			Lap 10		
No	Behind	Laptime	No	Behind	Laptime	No	Behind	Laptime	No	Behind	Laptime	No	Behind	Laptime
95		1:39.000	95		1:39.598	95		1:38.660						
94	1.307	1:38.977	94	0.404	1:38.695	94	0.355	1:38.611						
91	2.273	1:39.075	91	1.641	1:38.966	91	2.362	1:39.381						
1	2.918	1:40.762	1	3.054	1:39.734	1	3.044	1:38.650						
87	4.554	1:39.064	87	4.516	1:39.560	87	5.028	1:39.172						
76	10.398	1:39.957	76	11.323	1:40.523	76	12.771	1:40.108						
99	13.461	1:40.886	99	15.711	1:41.848	77	17.583	1:39.941						
77	16.280	1:40.291	77	16.302	1:39.620	99	19.330	1:42.279						
88	17.519	1:41.262	88	18.805	1:40.884	88	20.534	1:40.389						
73	18.818	1:41.320	73	20.568	1:41.348	73	22.612	1:40.704						
83	21.516	1:41.752	83	24.231	1:42.313	83	27.562	1:41.991						
6	37.545	1:43.561	6	41.488	1:43.541	6	46.625	1:43.797						
11	38.212	1:43.797	11	42.107	1:43.493	13	1:20.708	1:47.342						
13	1:03.089	1:51.218	13	1:12.026	1:48.535									

# MGCC A1 Drivers BCV8 Championship

## QUALIFYING - Race 3

POS	NO	CL	NAME	NAT	ENTRY	TIME	LAPS	GAP	MPH
1	94	D	John WILSON		MG B GT V8	1:31.384	11		88.59
2	93	D	Tom STEWART		MG B GT V8	1:31.468	10	0.084	88.51
3	1	D	Adrian BEER		MG B GT V8	1:31.840	6	0.456	88.15
4	92	D	Roy McCARTHY		MG B GT V8	1:36.280	10	4.896	84.09
5	95	D	Brain HALFORD		MG B GT V8	1:36.942	8	5.558	83.51
6	78	C	Joe PARRINGTON		MG B GT V8	1:37.632	10	6.248	82.92
7	73	C	Piers TOWNSEND		MG B	1:38.442	10	7.058	82.24
8	75	C	Martin HALL		MG B	1:39.596	9	8.212	81.29
9	32	B	Rob HUFF		MG B	1:39.817	6	8.433	81.11
10	51	B	Russell McCARTHY		MG B	1:40.463	10	9.079	80.59
11	83	C	Phil WALKER		MG B GT V8	1:42.041	10	10.657	79.34
12	45	B	Mike HARRIS		MG B	1:42.436	10	11.052	79.03
13	44	B	Peter SAMUELS		MG B	1:42.733	7	11.349	78.81
14	22	AB	Tom SMITH		MG B	1:43.384	9	12.000	78.31
15	58	B	Ian PROR		MG B	1:43.973	10	12.589	77.87
16	35	B	Tom JONES		MG B	1:44.747	10	13.363	77.29
17	49	B	John HUTSON		MG B	1:45.140	9	13.756	77.00
18	33	B	Max CAWTHORN		MG B	1:45.614	9	14.230	76.66
19	12	AB	Paul WHITE		MG B	1:45.762	10	14.378	76.55
20	37	B	Barry HOLMES		MG B GT V8	1:45.902	10	14.518	76.45
21	14	AB	James COTTINGHAM		MG B	1:45.905	9	14.521	76.45
22	34	B	Brain CAKEBREAD		MG B	1:46.178	9	14.794	76.25
23	53	B	Kevin SWANN		MG B	1:46.321	9	14.937	76.15
24	42	B	Paul ATKINSON		MG B	1:47.572	9	16.188	75.26
25	16	AB	Bob LUFF		MG B	1:48.593	9	17.209	74.55
26	48	B	Mike BREEDON		MG B GT V8	1:49.079	9	17.695	74.22
27	55	AB	Barry SIDERY-SMITH		MG B	1:49.410	9	18.026	74.00
28	40	B	Howard GRUNDON		MG B GT V8	1:50.460	9	19.076	73.29
29	61	B	David HILL		MG B GT V8	1:52.640	9	21.256	71.87
30	3	A	Rob MUIR		MG B	1:53.145	9	21.761	71.55
31	15	AB	Steve HALL		MG B	1:55.647	9	24.263	70.01
32	9	A	Steve OKINES		MG B	1:56.690	9	25.306	69.38
33	24	AB	Ian LONGHURST		MG B	1:57.451	9	26.067	68.93
34	17	AB	Bob FISHER		MG C GT	1:58.693	4	27.309	68.21
35	8	A	Robert CROFT		MG B GT	1:58.704	8	27.320	68.20
36	50	A	Brain SMETHURST		MG B	1:58.965	9	27.581	68.05
37	82	C	Andrew RILEY		MG B	1:59.191	8	27.807	67.92
38	11	A	David SMITH		MG B	1:59.473	9	28.089	67.76
39	60	B	Victor YOUNG		MG C GT	2:01.063	8	29.679	66.87

Silverstone Inter  
Circuit Length = 2.2490 miles.  
Start: 09:43 End: 09:57

Weather/Track - Cloudy/Dry

These results are provisional until the conclusion of any judicial and technical matters.

Clerk of Course:	Stewards:	Timekeeper:

# MGCC A1 Drivers BCV8 Championship

## LAP ANALYSIS

<b>1</b>	<b>Adrian BEER</b>	MG B GT V8
1 - 9:18.526	6 - <b>1:31.840</b>	
2 - 2:10.267		
3 - 1:34.858		
4 - 1:37.719		
5 - 1:33.375		
<b>3</b>	<b>Rob MUIR</b>	MG B
1 - 8:39.824	6 - 1:54.554	
2 - 2:04.326	7 - 1:54.126	
3 - 1:54.521	8 - <b>1:53.145</b>	
4 - 1:55.298	9 - 1:54.057	
5 - 1:54.116		
<b>8</b>	<b>Robert CROFT</b>	MG B GT
1 - 8:54.958	6 - 1:59.585	
2 - 2:11.700	7 - 2:01.380	
3 - 2:02.702	8 - <b>1:58.704</b>	
4 - 2:15.405		
5 - 2:04.260		
<b>9</b>	<b>Steve OKINES</b>	MG B
1 - 8:50.098	6 - 2:06.135	
2 - 2:03.759	7 - 1:58.045	
3 - 1:59.097	8 - 1:58.184	
4 - 1:58.225	9 - <b>1:56.690</b>	
5 - 1:58.294		
<b>11</b>	<b>David SMITH</b>	MG B
1 - 8:37.249	6 - 2:02.070	
2 - 2:06.730	7 - 2:00.993	
3 - 2:04.831	8 - <b>1:59.473</b>	
4 - 2:03.794	9 - 1:59.648	
5 - 1:59.943		
<b>12</b>	<b>Paul WHITE</b>	MG B
1 - 8:47.776	6 - 1:46.527	
2 - 1:49.663	7 - 1:46.211	
3 - <b>1:45.762</b>	8 - 1:49.840	
4 - 1:45.942	9 - 1:46.385	
5 - 1:46.849	10 - 2:06.384P	
<b>14</b>	<b>James COTTINGHAM</b>	MG B
1 - 9:01.708	6 - <b>1:45.905</b>	
2 - 1:59.209	7 - 1:47.428	
3 - 1:51.315	8 - 1:46.024	
4 - 1:49.515	9 - 1:45.957	
5 - 1:46.522		

# MGCC A1 Drivers BCV8 Championship

## LAP ANALYSIS

(contd.)

<b>15</b>	<b>Steve HALL</b>	MG B
1 -	8:54.198	6 - 1:55.898
2 -	2:10.965	7 - 1:56.214
3 -	1:57.300	8 - 1:56.210
4 -	1:55.718	9 - 1:56.173
5 -	<b>1:55.647</b>	
<b>16</b>	<b>Bob LUFF</b>	MG B
1 -	9:00.309	6 - 1:50.443
2 -	1:59.426	7 - 1:50.151
3 -	1:53.409	8 - 1:51.204
4 -	1:52.469	9 - 1:50.152
5 -	<b>1:48.593</b>	
<b>17</b>	<b>Bob FISHER</b>	MG C GT
1 -	8:48.829	
2 -	2:01.076	
3 -	1:59.269	
4 -	<b>1:58.693</b>	
<b>22</b>	<b>Tom SMITH</b>	MG B
1 -	8:54.045	6 - 1:49.129
2 -	1:50.846	7 - 1:52.365
3 -	1:44.752	8 - 1:44.296
4 -	<b>1:43.384</b>	9 - 1:58.340P
5 -	1:43.745	
<b>24</b>	<b>Ian LONGHURST</b>	MG B
1 -	8:43.012	6 - 1:59.164
2 -	2:04.213	7 - 1:59.012
3 -	2:01.852	8 - 1:57.602
4 -	2:04.487	9 - <b>1:57.451</b>
5 -	2:00.465	
<b>32</b>	<b>Rob HUFF</b>	MG B
1 -	8:32.334	6 - 1:59.934P
2 -	1:43.398	
3 -	1:40.140	
4 -	<b>1:39.817</b>	
5 -	1:40.540	
<b>33</b>	<b>Max CAWTHORN</b>	MG B
1 -	8:58.262	6 - <b>1:45.614</b>
2 -	2:05.703	7 - 1:46.078
3 -	1:50.153	8 - 1:46.310
4 -	1:50.432	9 - 1:45.817
5 -	1:46.759	



# MGCC A1 Drivers BCV8 Championship

## LAP ANALYSIS

(contd.)

<b>34</b>	<b>Brain CAKEBREAD</b>	MG B
1 -	8:59.947	6 - 1:47.645
2 -	2:05.203	7 - 1:47.974
3 -	1:49.821	8 - 1:46.774
4 -	1:53.787	9 - <b>1:46.178</b>
5 -	1:48.646	
<b>35</b>	<b>Tom JONES</b>	MG B
1 -	8:36.378	6 - 1:46.653
2 -	1:49.343	7 - 1:46.063
3 -	1:46.004	8 - 1:46.605
4 -	1:45.882	9 - 1:46.958
5 -	<b>1:44.747</b>	10 - 2:01.633P
<b>37</b>	<b>Barry HOLMES</b>	MG B GT V8
1 -	8:36.740	6 - 1:47.837
2 -	1:51.342	7 - <b>1:45.902</b>
3 -	1:47.080	8 - 1:50.335
4 -	1:46.158	9 - 1:48.021
5 -	1:46.270	10 - 1:47.694
<b>40</b>	<b>Howard GRUNDON</b>	MG B GT V8
1 -	8:42.119	6 - 1:50.823
2 -	2:01.133	7 - 1:51.095
3 -	1:51.840	8 - 1:51.455
4 -	1:51.308	9 - 1:51.227
5 -	<b>1:50.460</b>	
<b>42</b>	<b>Paul ATKINSON</b>	MG B
1 -	8:55.739	6 - <b>1:47.572</b>
2 -	2:05.184	7 - 1:52.604
3 -	1:53.713	8 - 1:51.992
4 -	2:01.500	9 - 2:16.889P
5 -	1:49.454	
<b>44</b>	<b>Peter SAMUELS</b>	MG B
1 -	8:53.566	6 - 1:43.057
2 -	1:49.923	7 - 2:41.017P
3 -	1:44.793	
4 -	1:43.129	
5 -	<b>1:42.733</b>	
<b>45</b>	<b>Mike HARRIS</b>	MG B
1 -	8:36.058	6 - 1:45.996
2 -	1:48.911	7 - <b>1:42.436</b>
3 -	1:43.390	8 - 1:47.779
4 -	1:43.295	9 - 1:47.723
5 -	1:43.512	10 - 2:01.807P

# MGCC A1 Drivers BCV8 Championship LAP ANALYSIS

(contd.)

<b>48</b>	<b>Mike BREEDON</b>	MG B GT V8
1 -	8:47.290	6 - 1:50.621
2 -	1:55.904	7 - 1:50.490
3 -	1:50.343	8 - 1:50.117
4 -	1:49.725	9 - 1:51.377
5 -	<b>1:49.079</b>	
<b>49</b>	<b>John HUTSON</b>	MG B
1 -	9:00.941	6 - <b>1:45.140</b>
2 -	2:02.529	7 - 1:46.145
3 -	1:48.440	8 - 1:45.481
4 -	1:46.907	9 - 1:45.532
5 -	1:45.348	
<b>50</b>	<b>Brain SMETHURST</b>	MG B
1 -	8:47.065	6 - 1:59.282
2 -	2:08.689	7 - 1:59.444
3 -	2:03.034	8 - 1:59.394
4 -	2:01.942	9 - <b>1:58.965</b>
5 -	2:00.008	
<b>51</b>	<b>Russell McCARTHY</b>	MG B
1 -	8:47.979	6 - 1:41.626
2 -	1:46.777	7 - 1:40.542
3 -	1:43.228	8 - 1:44.180
4 -	1:40.769	9 - 1:40.537
5 -	<b>1:40.463</b>	10 - 1:40.711
<b>53</b>	<b>Kevin SWANN</b>	MG B
1 -	8:56.169	6 - 1:47.090
2 -	1:54.829	7 - 1:47.645
3 -	1:49.190	8 - <b>1:46.321</b>
4 -	1:47.520	9 - 1:48.318
5 -	1:47.133	
<b>55</b>	<b>Barry SIDERY-SMITH</b>	MG B
1 -	9:06.423	6 - 1:54.317
2 -	2:07.003	7 - 1:50.066
3 -	1:55.055	8 - <b>1:49.410</b>
4 -	1:51.072	9 - 2:05.688P
5 -	1:52.292	
<b>58</b>	<b>Ian PROR</b>	MG B
1 -	8:33.599	6 - 1:45.047
2 -	1:48.112	7 - <b>1:43.973</b>
3 -	1:45.863	8 - 1:45.386
4 -	1:44.660	9 - 1:44.313
5 -	1:44.378	10 - 2:01.949P

# MGCC A1 Drivers BCV8 Championship LAP ANALYSIS

(contd.)

<b>60</b>	<b>Victor YOUNG</b>	MG C GT
1 -	8:56.987	6 - 2:01.583
2 -	2:12.804	7 - 2:04.480
3 -	2:04.544	8 - <b>2:01.063</b>
4 -	2:06.521	
5 -	2:03.679	
<b>61</b>	<b>David HILL</b>	MG B GT V8
1 -	8:54.786	6 - 1:53.913
2 -	1:56.066	7 - 1:56.425
3 -	1:55.003	8 - 1:54.438
4 -	1:53.728	9 - 1:52.997
5 -	<b>1:52.640</b>	
<b>73</b>	<b>Piers TOWNSEND</b>	MG B
1 -	8:35.550	6 - 1:44.058
2 -	1:47.827	7 - 1:43.070
3 -	1:41.917	8 - 1:40.879
4 -	1:41.764	9 - <b>1:38.442</b>
5 -	1:40.450	10 - 1:38.802
<b>75</b>	<b>Martin HALL</b>	MG B
1 -	9:16.318	6 - 1:40.672
2 -	2:08.367	7 - 1:40.428
3 -	1:46.308	8 - 1:40.418
4 -	1:44.128	9 - <b>1:39.596</b>
5 -	1:41.608	
<b>78</b>	<b>Joe PARRINGTON</b>	MG B GT V8
1 -	8:44.919	6 - 1:41.389
2 -	1:50.151	7 - 1:40.515
3 -	1:40.582	8 - 1:40.687
4 -	1:38.979	9 - 1:38.254
5 -	<b>1:37.632</b>	10 - 1:38.192
<b>82</b>	<b>Andrew RILEY</b>	MG B
1 -	9:04.468	6 - 2:00.054
2 -	2:06.644	7 - 1:59.648
3 -	2:03.912	8 - <b>1:59.191</b>
4 -	2:00.860	
5 -	2:01.650	
<b>83</b>	<b>Phil WALKER</b>	MG B GT V8
1 -	8:37.240	6 - 1:44.192
2 -	1:52.882	7 - 1:44.298
3 -	1:48.659	8 - 1:43.571
4 -	1:43.879	9 - <b>1:42.041</b>
5 -	1:44.388	10 - 2:01.368P

# MGCC A1 Drivers BCV8 Championship

## LAP ANALYSIS

(contd.)


<b>92</b>	<b>Roy McARTHUR</b>	MG B GT V8	
1 -	9:04.416	6 - 1:39.558	
2 -	1:50.965	7 - 1:38.565	
3 -	1:38.998	8 - 1:40.076	
4 -	<b>1:36.280</b>	9 - 1:36.818	
5 -	1:36.909	10 - 1:58.160P	
<b>93</b>	<b>Tom STEWART</b>	MG B GT V8	
1 -	9:06.865	6 - 1:33.279	
2 -	2:06.483	7 - 1:33.253	
3 -	1:39.219	8 - 1:32.449	
4 -	1:33.665	9 - 1:32.312	
5 -	<b>1:31.468</b>	10 - 1:31.991	
<b>94</b>	<b>John WILSON</b>	MG B GT V8	
1 -	8:39.894	6 - 1:38.267	11 - 1:55.670P
2 -	1:41.935	7 - 1:35.829	
3 -	1:32.952	8 - 1:34.958	
4 -	<b>1:31.384</b>	9 - 1:32.501	
5 -	1:34.361	10 - 1:34.448	
<b>95</b>	<b>Brain HALFORD</b>	MG B GT V8	
1 -	8:41.233	6 - 1:40.764	
2 -	1:46.134	7 - 1:41.606	
3 -	1:38.024	8 - 1:58.521P	
4 -	1:37.351		
5 -	<b>1:36.942</b>		

# MGCC A1 Drivers BCV8 Championship

## GRID - Race 3

ROW 20		2:01.063			
ROW 19	82	1:59.191	60 YOUNG	1:59.473	11 SMITH
ROW 18			8 CROFT	1:58.965	50 SMETHURST
ROW 17	24	1:57.451	24 LONGHURST	1:58.693	17 FISHER
ROW 16			15 HALL	1:56.690	9 OKINES
ROW 15	61	1:52.640	61 HILL	1:53.145	3 MUIR
ROW 14			55 SIDERY-SMITH	1:50.460	40 GRUNDON
ROW 13	16	1:48.593	16 LUFF	1:49.079	48 BREEDON
ROW 12			53 SWANN	1:47.572	42 ATKINSON
ROW 11	14	1:45.905	14 COTTINGHAM	1:46.178	34 CAKEBREAD
ROW 10			12 WHITE	1:45.902	37 HOLMES
ROW 9	49	1:45.140	49 HUTSON	1:45.614	33 CAWTHORN
ROW 8			58 PROR	1:44.747	35 JONES
ROW 7	44	1:42.733	44 SAMUELS	1:43.384	22 SMITH
ROW 6			83 WALKER	1:42.436	45 HARRIS
ROW 5	32	1:39.817	32 HUFF	1:40.463	51 McCARTHY
ROW 4			73 TOWNSEND	1:39.596	75 HALL
ROW 3	95	1:36.942	95 HALFORD	1:37.632	78 PARRINGTON
ROW 2			1 BEER	1:36.280	92 McCARTHY
ROW 1	94	1:31.384	94 WILSON	1:31.468	93 STEWART

POLE



Weather/Track - Cloudy/Dry  
 These results are provisional until the conclusion of any judicial and technical matters.

Silverstone Inter  
 Circuit Length = 2.2490 miles.  
 Start: 09:43 End: 09:57

Clerk of Course:	Stewards:	Timekeeper:
------------------	-----------	-------------

# MGCC A1 Drivers BCV8 Championship

## RACE RESULT - Race 3

POS	NO	CL	NAME	NAT	ENTRY	TIME	LAPS	GAP	MPH	BEST
1	93	D	Tom STEWART		MG B GT V8	12:29.156	8		86.69	1:31.838
2	1	D	Adrian BEER		MG B GT V8	12:30.201	8	1.045	86.57	1:30.867
3	95	D	Brain HALFORD		MG B GT V8	13:01.439	8	32.283	83.11	1:36.189
4	92	D	Roy McCARTHY		MG B GT V8	13:14.943	8	45.787	81.70	1:36.498
5	78	C	Joe PARRINGTON		MG B GT V8	13:17.637	8	48.481	81.42	1:37.505
6	73	C	Piers TOWNSEND		MG B	13:29.415	8	1:00.259	80.24	1:38.932
7	32	B	Rob HUFF		MG B	13:32.243	8	1:03.087	79.96	1:39.714
8	51	B	Russell McCARTHY		MG B	13:32.781	8	1:03.625	79.90	1:39.555
9	45	B	Mike HARRIS		MG B	14:01.384	8	1:32.228	77.19	1:42.998
10	44	B	Peter SAMUELS		MG B	14:07.059	8	1:37.903	76.67	1:42.229
11	58	B	Ian PROR		MG B	14:11.490	8	1:42.334	76.27	1:44.392
12	37	B	Barry HOLMES		MG B GT V8	14:12.381	8	1:43.225	76.19	1:43.959
13	34	B	Brain CAKEBREAD		MG B	14:15.287	8	1:46.131	75.93	1:44.176
14	33	B	Max CAWTHORN		MG B	14:15.425	8	1:46.269	75.92	1:43.336
15	35	B	Tom JONES		MG B	12:29.492	7	1 LAP	75.85	1:43.646
16	22	AB	Tom SMITH		MG B	12:32.839	7	1 LAP	75.51	1:44.680
17	12	AB	Paul WHITE		MG B	12:37.707	7	1 LAP	75.03	1:45.356
18	53	B	Kevin SWANN		MG B	12:46.358	7	1 LAP	74.18	1:46.872
19	49	B	John HUTSON		MG B	12:50.923	7	1 LAP	73.74	1:45.243
20	83	C	Phil WALKER		MG B GT V8	12:52.413	7	1 LAP	73.60	1:42.629
21	48	B	Mike BREEDON		MG B GT V8	13:01.417	7	1 LAP	72.75	1:47.574
22	16	AB	Bob LUFF		MG B	13:02.907	7	1 LAP	72.61	1:48.446
23	55	AB	Barry SIDERY-SMITH		MG B	13:04.292	7	1 LAP	72.48	1:48.655
24	40	B	Howard GRUNDON		MG B GT V8	13:21.625	7	1 LAP	70.92	1:50.482
25	42	B	Paul ATKINSON		MG B	13:23.689	7	1 LAP	70.73	1:50.752
26	61	B	David HILL		MG B GT V8	13:25.326	7	1 LAP	70.59	1:51.087
27	3	A	Rob MUIR		MG B	13:37.446	7	1 LAP	69.54	1:53.911
28	82	C	Andrew RILEY		MG B	13:45.115	7	1 LAP	68.90	1:53.522
29	15	AB	Steve HALL		MG B	13:51.249	7	1 LAP	68.39	1:55.146
30	8	A	Robert CROFT		MG B GT	14:03.239	7	1 LAP	67.42	1:56.963
31	9	A	Steve OKINES		MG B	14:08.220	7	1 LAP	67.02	1:57.166
32	50	A	Brain SMETHURST		MG B	14:25.991	7	1 LAP	65.64	1:58.132
33	24	AB	Ian LONGHURST		MG B	14:27.143	7	1 LAP	65.56	1:57.756
34	60	B	Victor YOUNG		MG C GT	14:57.094	7	1 LAP	63.37	1:59.100
35	11	A	David SMITH		MG B	12:29.957	6	2 LAPS	65.01	1:59.572
36	75	C	Martin HALL		MG B	13:24.682	6	2 LAPS	60.58	1:39.514

### NOT CLASSIFIED

14	AB	James COTTINGHAM	MG B	10:49.931	6	D.N.F.	75.01	1:45.236
94	D	John WILSON	MG B GT V8		0	D.N.F.	N/A	

### FASTEST LAP

1	D	Adrian BEER	MG B GT V8	1:30.867	8	89.10mph	143.39kph
78	C	Joe PARRINGTON	MG B GT V8	1:37.505	2	83.03mph	133.63kph
51	B	Russell McCARTHY	MG B	1:39.555	5	81.32mph	130.88kph
22	AB	Tom SMITH	MG B	1:44.680	4	77.34mph	124.47kph
3	A	Rob MUIR	MG B	1:53.911	5	71.07mph	114.38kph

Weather/Track - Cloudy/Dry

These results are provisional until the conclusion of any judicial and technical matters.

Silverstone Inter

Circuit Length = 2.2490 miles.

Start: 13:50 End: 14:02

Clerk of Course:	Stewards:	Timekeeper:
------------------	-----------	-------------

# MGCC A1 Drivers BCV8 Championship

## LAP CHART

Lap 1			Lap 2			Lap 3			Lap 4			Lap 5		
No	Behind	Laptime	No	Behind	Laptime	No	Behind	Laptime	No	Behind	Laptime	No	Behind	Laptime
93		1:40.875	93		1:32.254	93		1:32.003	1		1:33.022	1		1:32.082
1	0.279	1:41.154	1	0.926	1:32.901	1	0.195	1:31.272	93	0.581	1:33.798	93	1.285	1:32.786
95	3.419	1:44.294	95	7.542	1:36.377	95	12.187	1:36.648	24	1 LAP	2:00.082	3	1 LAP	1:54.327
92	4.568	1:45.443	92	8.812	1:36.498	78	18.866	1:38.401	11	1 LAP	2:01.933	82	1 LAP	1:53.522
78	7.217	1:48.092	78	12.468	1:37.505	92	22.864	1:46.055	60	1 LAP	2:01.941	15	1 LAP	1:55.268
75	7.850	1:48.725	75	15.313	1:39.717	75	23.533	1:40.223	50	1 LAP	2:02.514	8	1 LAP	1:57.313
73	8.691	1:49.566	73	16.597	1:40.160	73	24.300	1:39.706	95	15.836	1:36.866	95	21.352	1:37.598
32	10.136	1:51.011	32	18.026	1:40.144	32	25.963	1:39.940	78	23.361	1:37.712	9	1 LAP	1:58.428
51	10.320	1:51.195	51	18.380	1:40.314	51	26.513	1:40.136	92	26.883	1:37.236	78	30.525	1:39.246
44	12.860	1:53.735	44	22.835	1:42.229	44	33.432	1:42.600	75	29.830	1:39.514	92	32.344	1:37.543
45	14.703	1:55.578	45	26.343	1:43.894	45	37.767	1:43.427	73	30.015	1:38.932	24	1 LAP	2:01.945
58	14.947	1:55.822	58	27.085	1:44.392	58	39.560	1:44.478	32	32.607	1:39.861	60	1 LAP	2:01.310
37	17.207	1:58.082	37	29.798	1:44.845	37	42.538	1:44.743	51	33.028	1:39.732	50	1 LAP	2:01.519
34	18.275	1:59.150	34	31.474	1:45.453	34	43.928	1:44.457	44	42.628	1:42.413	11	1 LAP	2:03.494
22	18.648	1:59.523	35	32.393	1:45.694	35	44.345	1:43.955	45	47.700	1:43.150	73	38.654	1:40.721
35	18.953	1:59.828	49	32.750	1:45.649	33	46.268	1:44.847	58	51.595	1:45.252	32	40.239	1:39.714
49	19.355	2:00.230	22	33.129	1:46.735	22	47.262	1:46.136	37	53.975	1:44.654	51	40.501	1:39.555
14	20.406	2:01.281	33	33.424	1:44.776	14	47.568	1:45.236	34	54.935	1:44.224	44	53.633	1:43.087
33	20.902	2:01.777	14	34.335	1:46.183	12	49.153	1:45.569	35	55.187	1:44.059	45	59.456	1:43.838
12	21.349	2:02.224	12	35.587	1:46.492	53	51.604	1:46.880	33	56.677	1:43.626	58	1:05.587	1:46.074
53	21.585	2:02.460	53	36.727	1:47.396	48	55.466	1:49.167	22	58.725	1:44.680	37	1:08.354	1:46.461
48	22.982	2:03.857	48	38.302	1:47.574	49	59.517	1:58.770	14	1:00.066	1:45.715	34	1:09.216	1:46.363
55	24.545	2:05.420	16	42.877	1:50.398	16	1:01.144	1:50.270	12	1:01.552	1:45.616	35	1:09.596	1:46.491
16	24.733	2:05.608	55	43.905	1:51.614	55	1:01.895	1:49.993	53	1:05.259	1:46.872	33	1:10.190	1:45.595
61	27.257	2:08.132	61	46.720	1:51.717	61	1:06.818	1:52.101	48	1:11.231	1:48.982	22	1:11.939	1:45.296
40	29.417	2:10.292	40	48.322	1:51.159	40	1:07.226	1:50.907	49	1:11.543	1:45.243	14	1:13.825	1:45.841
42	29.994	2:10.869	42	48.922	1:51.182	42	1:07.671	1:50.752	16	1:16.463	1:48.536	12	1:15.351	1:45.881
3	31.359	2:12.234	3	53.534	1:54.429	83	1:10.537	1:44.051	55	1:17.333	1:48.655	53	1:20.651	1:47.474
15	34.009	2:14.884	15	58.110	1:56.355	3	1:15.485	1:53.954	83	1:22.130	1:44.810	49	1:26.980	1:47.519
9	34.058	2:14.933	83	58.489	1:47.209	82	1:20.670	1:53.616	61	1:27.103	1:53.502	48	1:29.937	1:50.788
8	36.863	2:17.738	82	59.057	1:53.847	15	1:22.355	1:56.248	40	1:27.492	1:53.483	16	1:33.421	1:49.040
82	37.464	2:18.339	9	1:01.417	1:59.613	9	1:28.433	1:59.019	42	1:28.089	1:53.635			
11	39.341	2:20.216	8	1:03.400	1:58.791	8	1:28.764	1:57.367						
24	40.084	2:20.959	24	1:08.023	2:00.193									
60	40.621	2:21.496	11	1:10.408	2:03.321									
50	42.648	2:23.523	60	1:10.892	2:02.525									
83	43.534	2:24.409	50	1:11.679	2:01.285									

# MGCC A1 Drivers BCV8 Championship

## LAP CHART

(contd.)

Lap 6			Lap 7			Lap 8			Lap 9			Lap 10		
No	Behind	Laptime	No	Behind	Laptime	No	Behind	Laptime	No	Behind	Laptime	No	Behind	Laptime
1		1:33.823	93		1:31.838	93		1:32.512						
93	0.552	1:33.090	1	2.690	1:35.080	35	1 LAP	1:43.646						
55	1 LAP	1:49.355	53	1 LAP	1:48.368	11	2 LAPS	1:59.572						
83	1 LAP	1:44.555	49	1 LAP	1:46.825	1	1.045	1:30.867						
40	1 LAP	1:53.838	83	1 LAP	1:44.750	22	1 LAP	1:45.360						
61	1 LAP	1:54.925	48	1 LAP	1:51.009	12	1 LAP	1:46.569						
42	1 LAP	1:54.632	16	1 LAP	1:50.609	53	1 LAP	1:46.908						
95	24.388	1:36.859	55	1 LAP	1:50.010	49	1 LAP	1:46.687						
3	1 LAP	1:53.911	95	28.606	1:36.608	83	1 LAP	1:42.629						
75	1 LAP	3:05.118P	40	1 LAP	1:50.482	48	1 LAP	1:50.040						
82	1 LAP	1:53.974	61	1 LAP	1:51.087	95	32.283	1:36.189						
15	1 LAP	1:55.146	42	1 LAP	1:51.037	16	1 LAP	1:48.446						
92	35.545	1:37.024	92	40.306	1:37.151	55	1 LAP	1:49.245						
78	36.283	1:39.581	78	42.151	1:38.258	92	45.787	1:37.993						
8	1 LAP	1:57.112	3	1 LAP	1:54.022	78	48.481	1:38.842						
9	1 LAP	1:57.166	82	1 LAP	1:56.119	40	1 LAP	1:51.464						
73	45.266	1:40.435	73	53.066	1:40.190	42	1 LAP	1:51.582						
32	46.993	1:40.577	32	55.153	1:40.550	75	2 LAPS	3:31.385						
51	47.489	1:40.811	51	55.591	1:40.492	61	1 LAP	1:53.862						
24	1 LAP	1:57.756	15	1 LAP	1:57.632	73	1:00.259	1:39.705						
44	1:02.392	1:42.582	8	1 LAP	1:56.963	32	1:03.087	1:40.446						
50	1 LAP	1:58.987	9	1 LAP	1:59.859	51	1:03.625	1:40.546						
60	1 LAP	2:01.877	44	1:17.893	1:47.891	3	1 LAP	1:54.569						
11	1 LAP	2:01.421	45	1:19.681	1:43.440	82	1 LAP	1:55.698						
45	1:08.631	1:42.998	24	1 LAP	1:59.703	15	1 LAP	1:55.716						
58	1:17.462	1:45.698	50	1 LAP	1:58.132	45	1:32.228	1:45.059						
37	1:19.711	1:45.180	58	1:30.144	1:45.072	8	1 LAP	1:57.955						
34	1:20.307	1:44.914	37	1:31.280	1:43.959	44	1:37.903	1:52.522						
33	1:21.289	1:44.922	60	1 LAP	1:59.100	9	1 LAP	1:59.202						
35	1:21.592	1:45.819	34	1:32.093	1:44.176	58	1:42.334	1:44.702						
22	1:23.225	1:45.109	33	1:32.235	1:43.336	37	1:43.225	1:44.457						
14	1:25.677	1:45.675				34	1:46.131	1:46.550						
12	1:26.884	1:45.356				33	1:46.269	1:46.546						
						35	1:49.718	1:49.382						
						50	1 LAP	2:00.031						
						24	1 LAP	2:06.505						
						60	1 LAP	2:28.845P						



# Actman eyewear MG Midget Challenge

## QUALIFYING - Race 4

POS	NO	CL	NAME	NAT	ENTRY	TIME	LAPS	GAP	MPH
1	1	A	William SMALLRIDGE		Mg Midget	1:34.597	9		85.58
2	11	A	Richard PERRY		MG Midget	1:35.394	10	0.797	84.87
3	3	A	Gill DUFFEY		AH Sprite	1:36.914	10	2.317	83.54
4	4	A	Tim STORRAR		AH Sprite	1:37.041	10	2.444	83.43
5	2	A	Edward REEVE		MG Midget	1:37.282	10	2.685	83.22
6	5	A	David WESTON		MG Midget	1:37.514	6	2.917	83.02
7	12	A	Peter TIPPER		AH Sprite	1:41.123	10	6.526	80.06
8	32	B	Mark TURNER		Austin Healey	1:41.214	10	6.617	79.99
9	8	A	John HELME		MG Midget	1:41.862	10	7.265	79.48
10	34	B	David SMALLRIDGE		MG Midget	1:41.951	10	7.354	79.41
11	33	B	Andrew ACTMAN		Austin Healey	1:42.788	10	8.191	78.76
12	36	B	Peter BLANCHET		AH Sprite	1:43.461	10	8.864	78.25
13	37	B	Peter COLLINSON		Austin Healey	1:43.599	10	9.002	78.15
14	40	B	Peter DIGNAN		AH Sprite	1:44.548	10	9.951	77.44
15	98	B	Ian WHITT		MG Midget	1:45.226	9	10.629	76.94
16	16	A	Martin MORRIS		MG Midget	1:47.022	10	12.425	75.65
17	65	C	David PRICE		MG Midget	1:47.295	9	12.698	75.45
18	38	B	Malcolm SELF		MG Midget	1:47.533	9	12.936	75.29
19	63	C	Dominic MOONEY		MG Midget	1:47.579	9	12.982	75.26
20	64	C	Ian LANGFORD		MG Midget	1:48.086	9	13.489	74.90
21	35	B	Ian WOODBRIDGE		MG Midget	1:48.780	9	14.183	74.42
22	39	B	Ian STAGG		MG Midget	1:48.954	9	14.357	74.31
23	20	B	Tony DAVIS		AH Sprite	1:49.043	9	14.446	74.25
24	62	C	David PYMM		MG Midget	1:49.228	9	14.631	74.12
25	15	A	Stephen EDMED		MG Midget	1:51.137	9	16.540	72.85
26	66	C	John COLLINSON		MG Midget	1:53.807	8	19.210	71.14
27	74	C	Andrew LOWIS		MG Midget	1:54.878	9	20.281	70.47
28	70	C	Steve COLLINSON		MG Midget	1:57.571	9	22.974	68.86
29	75	C	Peter HARTLE		MG Midget	1:59.959	8	25.362	67.49

Weather/Track - Cloudy/Dry

These results are provisional until the conclusion of any judicial and technical matters.

Silverstone Inter

Circuit Length = 2.2490 miles.

Start: 10:05 End: 10:20

Clerk of Course:	Stewards:	Timekeeper:
------------------	-----------	-------------

# Actman eyewear MG Midget Challenge

## LAP ANALYSIS

<b>1</b>	<b>William SMALLRIDGE</b>	Mg Midget
1 -	6:05.168	6 - 2:38.210
2 -	1:37.323	7 - 1:36.182
3 -	1:35.534	8 - 1:36.850
4 -	<b>1:34.597</b>	9 - 1:36.287
5 -	1:44.303P	
<b>2</b>	<b>Edward REEVE</b>	MG Midget
1 -	6:10.399	6 - 1:37.303
2 -	1:47.270	7 - 1:37.687
3 -	1:39.131	8 - 1:38.144
4 -	1:37.417	9 - <b>1:37.282</b>
5 -	1:38.404	10 - 1:38.801
<b>3</b>	<b>Gill DUFFEY</b>	AH Sprite
1 -	6:15.969	6 - 1:37.494
2 -	1:44.821	7 - 1:39.490
3 -	1:38.317	8 - <b>1:36.914</b>
4 -	1:38.418	9 - 1:38.393
5 -	1:37.829	10 - 1:38.387
<b>4</b>	<b>Tim STORRAR</b>	AH Sprite
1 -	6:11.697	6 - 1:37.528
2 -	1:46.510	7 - 1:37.936
3 -	1:40.045	8 - <b>1:37.041</b>
4 -	1:38.942	9 - 1:38.375
5 -	1:38.909	10 - 1:38.190
<b>5</b>	<b>David WESTON</b>	MG Midget
1 -	6:12.222	6 - <b>1:37.514</b>
2 -	1:46.476	
3 -	1:40.175	
4 -	1:41.182	
5 -	1:37.546	
<b>8</b>	<b>John HELME</b>	MG Midget
1 -	6:18.881	6 - 1:42.501
2 -	1:49.410	7 - 1:43.382
3 -	1:43.526	8 - <b>1:41.862</b>
4 -	1:44.705	9 - 1:44.779
5 -	1:44.215	10 - 1:46.813
<b>11</b>	<b>Richard PERRY</b>	MG Midget
1 -	6:31.587	6 - 1:35.786
2 -	1:45.410	7 - 1:39.860
3 -	1:39.657	8 - 1:36.539
4 -	1:36.465	9 - 1:37.922
5 -	<b>1:35.394</b>	10 - 1:53.997P

# Actman eyewear MG Midget Challenge

## LAP ANALYSIS

(contd.)

<b>12</b>	<b>Peter TIPPER</b>	AH Sprite
1 -	6:21.339	6 - 1:42.558
2 -	1:48.434	7 - 1:42.090
3 -	1:43.372	8 - <b>1:41.123</b>
4 -	1:43.583	9 - 1:41.453
5 -	1:42.529	10 - 1:42.051
<b>15</b>	<b>Stephen EDMED</b>	MG Midget
1 -	6:34.295	6 - 1:51.581
2 -	2:03.008	7 - 1:51.719
3 -	1:51.796	8 - 1:52.284
4 -	<b>1:51.137</b>	9 - 1:51.926
5 -	1:57.657	
<b>16</b>	<b>Martin MORRIS</b>	MG Midget
1 -	6:15.131	6 - 1:47.092
2 -	1:57.986	7 - 1:47.970
3 -	1:52.113	8 - 1:49.362
4 -	1:47.095	9 - 1:47.778
5 -	<b>1:47.022</b>	10 - 1:48.159
<b>20</b>	<b>Tony DAVIS</b>	AH Sprite
1 -	6:38.273	6 - 1:50.766
2 -	1:56.744	7 - 1:50.225
3 -	1:50.706	8 - 1:50.617
4 -	1:49.321	9 - 1:51.219
5 -	<b>1:49.043</b>	
<b>32</b>	<b>Mark TURNER</b>	Austin Healey
1 -	6:20.688	6 - 1:41.547
2 -	1:52.177	7 - <b>1:41.214</b>
3 -	1:44.043	8 - 1:41.269
4 -	1:44.595	9 - 1:41.656
5 -	1:41.606	10 - 1:42.743
<b>33</b>	<b>Andrew ACTMAN</b>	Austin Healey
1 -	6:23.724	6 - 1:43.503
2 -	1:54.858	7 - 1:48.303
3 -	1:46.049	8 - 1:43.625
4 -	1:44.206	9 - 1:42.867
5 -	<b>1:42.788</b>	10 - 2:17.123P
<b>34</b>	<b>David SMALLRIDGE</b>	MG Midget
1 -	6:12.503	6 - 1:44.021
2 -	1:46.812	7 - 1:44.252
3 -	1:43.075	8 - 1:43.644
4 -	1:44.589	9 - 1:43.918
5 -	1:45.548	10 - <b>1:41.951</b>

# Actman eyewear MG Midget Challenge LAP ANALYSIS

(contd.)

<b>35</b>	<b>Ian WOODBRIDGE</b>	MG Midget
1 -	6:26.994	6 - 1:50.409
2 -	2:05.290	7 - 1:53.081
3 -	1:57.681	8 - 1:49.958
4 -	1:52.099	9 - <b>1:48.780</b>
5 -	1:51.285	
<b>36</b>	<b>Peter BLANCHET</b>	AH Sprite
1 -	6:16.287	6 - 1:44.828
2 -	1:49.295	7 - 1:45.159
3 -	1:45.584	8 - <b>1:43.461</b>
4 -	1:46.472	9 - 1:44.087
5 -	1:45.314	10 - 1:49.134
<b>37</b>	<b>Peter COLLINSON</b>	Austin Healey
1 -	6:15.614	6 - 1:45.249
2 -	1:53.972	7 - 1:45.476
3 -	1:46.708	8 - 1:44.859
4 -	1:45.598	9 - 1:45.237
5 -	<b>1:43.599</b>	10 - 2:22.345P
<b>38</b>	<b>Malcolm SELF</b>	MG Midget
1 -	6:36.385	6 - <b>1:47.533</b>
2 -	1:56.988	7 - 1:47.583
3 -	1:48.304	8 - 1:48.765
4 -	1:48.310	9 - 1:48.598
5 -	1:48.076	
<b>39</b>	<b>Ian STAGG</b>	MG Midget
1 -	6:34.695	6 - 1:51.759
2 -	1:59.589	7 - 1:51.495
3 -	1:50.394	8 - 1:52.078
4 -	<b>1:48.954</b>	9 - 1:50.798
5 -	1:49.582	
<b>40</b>	<b>Peter DIGNAN</b>	AH Sprite
1 -	6:22.110	6 - 1:46.502
2 -	1:50.055	7 - 1:50.023
3 -	1:45.422	8 - <b>1:44.548</b>
4 -	1:45.546	9 - 1:44.593
5 -	1:45.370	10 - 1:52.484
<b>62</b>	<b>David PYMM</b>	MG Midget
1 -	6:23.398	6 - 1:50.539
2 -	1:57.383	7 - 1:49.969
3 -	1:52.423	8 - <b>1:49.228</b>
4 -	1:50.628	9 - 1:50.259
5 -	1:50.473	

# Actman eyewear MG Midget Challenge LAP ANALYSIS

(contd.)

<b>63</b>	<b>Dominic MOONEY</b>	MG Midget
1 -	6:23.299	6 - 1:48.614
2 -	1:52.411	7 - <b>1:47.579</b>
3 -	1:49.262	8 - 1:49.000
4 -	1:47.710	9 - 1:48.993
5 -	1:48.537	
<b>64</b>	<b>Ian LANGFORD</b>	MG Midget
1 -	6:24.227	6 - 1:48.184
2 -	1:56.620	7 - <b>1:48.086</b>
3 -	1:49.108	8 - 1:56.386
4 -	1:48.751	9 - 1:53.833
5 -	1:48.427	
<b>65</b>	<b>David PRICE</b>	MG Midget
1 -	6:32.262	6 - 1:47.482
2 -	1:53.557	7 - <b>1:47.295</b>
3 -	1:48.843	8 - 1:47.805
4 -	1:47.414	9 - 1:48.605
5 -	1:48.399	
<b>66</b>	<b>John COLLINSON</b>	MG Midget
1 -	6:36.223	6 - 1:59.192
2 -	2:07.064	7 - 1:56.783
3 -	1:55.977	8 - 2:00.171
4 -	1:55.970	
5 -	<b>1:53.807</b>	
<b>70</b>	<b>Steve COLLINSON</b>	MG Midget
1 -	6:31.997	6 - 1:59.214
2 -	2:03.278	7 - 2:01.508
3 -	1:59.062	8 - <b>1:57.571</b>
4 -	1:58.788	9 - 2:02.980
5 -	1:58.280	
<b>74</b>	<b>Andrew LOWIS</b>	MG Midget
1 -	6:41.418	6 - 1:58.025
2 -	2:03.215	7 - 1:58.422
3 -	1:58.099	8 - <b>1:54.878</b>
4 -	1:56.068	9 - 1:56.379
5 -	1:55.583	
<b>75</b>	<b>Peter HARTLE</b>	MG Midget
1 -	6:31.277	6 - 2:02.362
2 -	2:12.864	7 - 2:01.997
3 -	2:07.136	8 - <b>1:59.959</b>
4 -	2:04.952	
5 -	2:07.556	

# Actman eyewear MG Midget Challenge LAP ANALYSIS

(contd.)

<b>98</b>	<b>Ian WHITT</b>	<b>MG Midget</b>
1 - 6:40.652	6 - <b>1:45.226</b>	
2 - 1:55.937	7 - 1:45.623	
3 - 1:48.334	8 - 1:45.878	
4 - 1:45.495	9 - 1:45.594	
5 - 1:46.011		

# Actman eyewear MG Midget Challenge

## GRID - Race 4

ROW 15	1:59.959	75 HARTLE	
ROW 14	1:54.878	74 LOWIS	1:57.571 70 COLLINSON
ROW 13	1:51.137	15 EDMED	1:53.807 66 COLLINSON
ROW 12	1:49.043	20 DAVIS	1:49.228 62 PYMM
ROW 11	1:48.780	35 WOODBRIDGE	1:48.954 39 STAGG
ROW 10	1:47.579	63 MOONEY	1:48.086 64 LANGFORD
ROW 9	1:47.295	65 PRICE	1:47.533 38 SELF
ROW 8	1:45.226	98 WHITT	1:47.022 16 MORRIS
ROW 7	1:43.599	37 COLLINSON	1:44.548 40 DIGNAN
ROW 6	1:42.788	33 ACTMAN	1:43.461 36 BLANCHET
ROW 5	1:41.862	8 HELME	1:41.951 34 SMALLRIDGE
ROW 4	1:41.123	12 TIPPER	1:41.214 32 TURNER
ROW 3	1:37.282	2 REEVE	1:37.514 5 WESTON
ROW 2	1:36.914	3 DUFFEY	1:37.041 4 STORRAR
ROW 1	1:34.597	1 SMALLRIDGE	1:35.394 11 PERRY
<b>POLE</b>			

Weather/Track - Cloudy/Dry  
 These results are provisional until the conclusion of any judicial and technical matters.

Clerk of Course:	Stewards:	Timekeeper:
------------------	-----------	-------------

# Actman eyewear MG Midget Challenge

## RACE RESULT - Race 4

POS	NO	CL	NAME	NAT	ENTRY	TIME	LAPS	GAP	MPH	BEST
1	11	A	Richard PERRY		MG Midget	13:20.692	8		81.11	1:36.209
2	2	A	Edward REEVE		MG Midget	13:31.801	8	11.109	80.00	1:38.890
3	4	A	Tim STORRAR		AH Sprite	13:31.916	8	11.224	79.99	1:38.797
4	3	A	Gill DUFFEY		AH Sprite	13:36.730	8	16.038	79.52	1:39.535
5	5	A	David WESTON		MG Midget	13:36.951	8	16.259	79.50	1:39.647
6	32	B	Mark TURNER		Austin Healey	14:03.333	8	42.641	77.01	1:42.518
7	33	B	Andrew ACTMAN		Austin Healey	14:22.295	8	1:01.603	75.31	1:43.207
8	16	A	Martin MORRIS		MG Midget	14:24.388	8	1:03.696	75.13	1:44.905
9	40	B	Peter DIGNAN		AH Sprite	14:32.501	8	1:11.809	74.43	1:46.083
10	98	B	Ian WHITT		MG Midget	14:42.953	8	1:22.261	73.55	1:45.685
11	34	B	David SMALLRIDGE		MG Midget	14:51.816	8	1:31.124	72.82	1:43.933
12	65	C	David PRICE		MG Midget	14:59.366	8	1:38.674	72.21	1:48.742
13	63	C	Dominic MOONEY		MG Midget	15:00.224	8	1:39.532	72.14	1:48.833
14	38	B	Malcolm SELF		MG Midget	15:01.292	8	1:40.600	72.06	1:48.774
15	64	C	Ian LANGFORD		MG Midget	15:02.310	8	1:41.618	71.97	1:48.895
16	39	B	Ian STAGG		MG Midget	15:09.056	8	1:48.364	71.44	1:46.132
17	20	B	Tony DAVIS		AH Sprite	15:12.404	8	1:51.712	71.18	1:50.526
18	15	A	Stephen EDMED		MG Midget	15:15.672	8	1:54.980	70.92	1:50.240
19	62	C	David PYMM		MG Midget	13:21.699	7	1 LAP	70.91	1:49.362
20	35	B	Ian WOODBRIDGE		MG Midget	13:23.098	7	1 LAP	70.79	1:49.522
21	66	C	John COLLINSON		MG Midget	13:58.624	7	1 LAP	67.79	1:54.739
22	74	C	Andrew LOWIS		MG Midget	13:58.837	7	1 LAP	67.77	1:54.750
23	70	C	Steve COLLINSON		MG Midget	13:59.901	7	1 LAP	67.68	1:55.131
24	75	C	Peter HARTLE		MG Midget	14:46.650	7	1 LAP	64.11	1:58.267

### NOT CLASSIFIED

37	B	Peter COLLINSON	Austin Healey	10:45.585	6	D.N.F.	75.52	1:43.870
36	B	Peter BLANCHET	AH Sprite	11:13.642	6	D.N.F.	72.37	1:46.001
1	A	William SMALLRIDGE	Mg Midget	6:28.830	4	D.N.F.	83.74	1:34.686
12	A	Peter TIPPER	AH Sprite	5:15.522	3	D.N.F.	77.54	1:40.793
10	A	Berni BAXTER	MG Midget	5:29.179	3	D.N.F.	74.32	1:44.927
8	A	John HELME	MG Midget	2:08.405	1	D.N.F.	64.42	2:08.405

### FASTEST LAP

1	A	William SMALLRIDGE	Mg Midget	1:34.686	2	85.50mph	137.61kph
32	B	Mark TURNER	Austin Healey	1:42.518	3	78.97mph	127.09kph
65	C	David PRICE	MG Midget	1:48.742	3	74.45mph	119.82kph

Weather/Track - Cloudy/Dry

These results are provisional until the conclusion of any judicial and technical matters.

Silverstone Inter

Circuit Length = 2.2490 miles.

Start: 14:14 End: 14:27

Clerk of Course:	Stewards:	Timekeeper:
------------------	-----------	-------------



# Actman eyewear MG Midget Challenge

## LAP CHART

Lap 1			Lap 2			Lap 3			Lap 4			Lap 5		
No	Behind	Laptime	No	Behind	Laptime	No	Behind	Laptime	No	Behind	Laptime	No	Behind	Laptime
1		1:43.467	1		1:34.686	1		1:35.566	1		1:35.111	11		1:48.242
11	1.419	1:44.886	11	3.150	1:36.417	11	4.186	1:36.602	11	5.284	1:36.209	2	5.738	1:40.947
3	5.989	1:49.456	2	10.887	1:39.258	2	14.527	1:39.206	2	18.317	1:38.901	4	6.822	1:41.842
4	6.034	1:49.501	4	11.380	1:40.032	4	14.611	1:38.797	4	18.506	1:39.006	3	8.069	1:41.026
2	6.315	1:49.782	3	11.853	1:40.550	3	16.145	1:39.858	3	20.569	1:39.535	5	9.136	1:41.149
5	7.005	1:50.472	5	11.966	1:39.647	5	16.220	1:39.820	5	21.513	1:40.404	32	25.627	1:45.569
32	9.349	1:52.816	12	15.611	1:40.793	12	21.803	1:41.758	32	33.584	1:44.325	33	35.167	1:48.583
12	9.504	1:52.971	32	17.418	1:42.755	32	24.370	1:42.518	33	40.110	1:46.695	37	37.187	1:48.067
33	10.993	1:54.460	33	19.514	1:43.207	33	28.526	1:44.578	37	42.646	1:47.576	34	39.092	1:45.280
37	12.011	1:55.478	37	21.195	1:43.870	37	30.181	1:44.552	34	47.338	1:45.744	40	44.318	1:47.787
40	14.013	1:57.480	34	25.115	1:43.933	10	35.460	1:44.927	40	50.057	1:48.594	16	44.634	1:45.675
36	14.135	1:57.602	40	25.410	1:46.083	40	36.574	1:46.730	98	50.950	1:48.646	98	46.319	1:48.895
98	15.165	1:58.632	10	26.099	1:45.386	34	36.705	1:47.156	16	52.485	1:45.510	36	59.659	1:50.151
10	15.399	1:58.866	98	27.296	1:46.817	98	37.415	1:45.685	36	1:03.034	1:51.605	38	1:02.798	1:52.886
34	15.868	1:59.335	16	32.630	1:47.493	16	42.086	1:45.022	38	1:03.438	1:52.365	65	1:05.942	1:51.057
38	18.459	2:01.926	38	32.976	1:49.203	38	46.184	1:48.774	65	1:08.411	1:57.142	63	1:07.081	1:51.325
65	19.101	2:02.568	65	33.204	1:48.789	65	46.380	1:48.742	64	1:08.912	1:52.858	64	1:07.365	1:51.979
16	19.823	2:03.290	36	36.105	1:56.656	36	46.540	1:46.001	63	1:09.282	1:49.227	20	1:11.517	1:52.734
64	22.655	2:06.122	64	37.836	1:49.867	64	51.165	1:48.895	20	1:12.309	1:51.986	39	1:12.556	1:51.707
20	24.379	2:07.846	20	40.219	1:50.526	63	55.166	1:48.833	39	1:14.375	1:52.604	15	1:14.223	1:53.098
15	24.849	2:08.316	63	41.899	1:49.841	20	55.434	1:50.781	15	1:14.651	1:53.095	62	1:15.823	1:53.114
8	24.938	2:08.405	15	41.993	1:51.830	15	56.667	1:50.240	62	1:16.235	1:54.015	35	1:17.860	1:52.461
62	26.619	2:10.086	62	43.535	1:51.602	39	56.882	1:46.132	35	1:18.925	1:54.652	66	1:39.943	1:58.782
63	26.744	2:10.211	35	45.428	1:52.658	62	57.331	1:49.362	66	1:34.687	2:00.725	74	1:41.099	1:57.350
35	27.456	2:10.923	39	46.316	1:51.829	35	59.384	1:49.522	74	1:37.275	1:58.983			
66	28.240	2:11.707	66	48.293	1:54.739	66	1:09.073	1:56.346	70	1:38.875	1:59.845			
39	29.173	2:12.640	70	53.182	1:57.352	74	1:13.403	1:54.750	75	1:49.584	2:03.109			
70	30.516	2:13.983	74	54.219	1:57.625	70	1:14.141	1:56.525						
74	31.280	2:14.747	75	58.885	2:00.390	75	1:21.586	1:58.267						
75	33.181	2:16.648												

# Actman eyewear MG Midget Challenge

## LAP CHART

(contd.)

Lap 6			Lap 7			Lap 8			Lap 9			Lap 10		
No	Behind	Laptime	No	Behind	Laptime	No	Behind	Laptime	No	Behind	Laptime	No	Behind	Laptime
11		1:42.108	11		1:37.819	11		1:38.409						
70	1 LAP	1:57.425	2	9.475	1:44.774	62	1 LAP	1:51.754						
2	2.520	1:38.890	4	9.688	1:43.828	35	1 LAP	1:51.853						
4	3.679	1:38.965	3	11.800	1:43.078	2	11.109	1:40.043						
3	6.541	1:40.580	5	12.699	1:41.740	4	11.224	1:39.945						
5	8.778	1:41.750	66	1 LAP	1:57.876	3	16.038	1:42.647						
75	1 LAP	2:01.674	74	1 LAP	1:59.129	5	16.259	1:41.969						
32	28.647	1:45.128	70	1 LAP	1:59.640	66	1 LAP	1:58.449						
33	39.662	1:46.603	32	35.744	1:44.916	74	1 LAP	1:56.253						
37	41.121	1:46.042	33	51.718	1:49.875	70	1 LAP	1:55.131						
34	41.294	1:44.310	16	57.200	1:46.027	32	42.641	1:45.306						
16	48.992	1:46.466	40	1:02.776	1:49.316	33	1:01.603	1:48.294						
40	51.279	1:49.069	98	1:02.905	1:48.853	16	1:03.696	1:44.905						
98	51.871	1:47.660	75	1 LAP	2:27.041	40	1:11.809	1:47.442						
36	1:09.178	1:51.627	34	1:22.867	2:19.392	98	1:22.261	1:57.765						
38	1:12.881	1:52.191	38	1:26.903	1:51.841	75	1 LAP	1:59.521						
65	1:14.139	1:50.305	65	1:27.724	1:51.404	34	1:31.124	1:46.666						
63	1:14.834	1:49.861	63	1:28.036	1:51.021	65	1:38.674	1:49.359						
64	1:15.879	1:50.622	64	1:28.813	1:50.753	63	1:39.532	1:49.905						
39	1:21.185	1:50.737	39	1:35.185	1:51.819	38	1:40.600	1:52.106						
20	1:22.085	1:52.676	20	1:36.046	1:51.780	64	1:41.618	1:51.214						
15	1:23.655	1:51.540	15	1:36.767	1:50.931	39	1:48.364	1:51.588						
62	1:25.481	1:51.766				20	1:51.712	1:54.075						
35	1:26.781	1:51.029				15	1:54.980	1:56.622						

## BRDC Historic Sportscars / MGCC T Types QUALIFYING - Race 5

POS	NO	CL	NAME	NAT	ENTRY	TIME	LAPS	GAP	MPH
1	21	A	Graeme DODD		Cooper Monaco	1:36.443	10		83.95
2	50	B	Peter HORSMAN		Lotus 17 Prototype	1:38.757	10	2.314	81.98
3	7	A	Stephen GIBSON		Lister Knobbly	1:41.378	9	4.935	79.86
4	38	D	Jamie MCINTYRE		Rejo	1:41.895	9	5.452	79.45
5	36	B	Rupert WOOD		Widi Mk2	1:46.790	9	10.347	75.81
6	29	I	Malcolm GAMMONS		Lotus 9	1:49.996	9	13.553	73.60
7	8	TC	Stephen BARLOW		MG TC	1:51.128	9	14.685	72.85
8	2	TB	John BUSSEY		MG TC	1:52.095	9	15.652	72.22
9	9	TB	George EDNEY		MG TB	1:52.310	9	15.867	72.09
10	71	TD	Alex QUATTLEBAUM		Leco MG Sport	1:53.097	9	16.654	71.58
11	28	TC	David BISHOP		MG TC	1:54.259	9	17.816	70.86
12	95	TD	Rod SEBER		Wolseley Hornet Special	1:54.963	9	18.520	70.42
13	69	TC	Peter HOUSE		MG TC	1:55.029	8	18.586	70.38
14	27	TB	Bob ALLEN		MG TC	1:55.199	9	18.756	70.28
15	98	TB	Nick ASHMAN		MG TF	1:55.971	9	19.528	69.81
16	83	TB	Peter GREENAWAY		MG TC	1:57.331	8	20.888	69.00
17	88	TB	Peter EDNEY		MG TF	1:57.566	9	21.123	68.86
18	25	TC	Tim PATCHETT		MG TA	1:57.784	9	21.341	68.73
19	11	TD	John BISHOP		MG TC	1:58.898	8	22.455	68.09
20	54	TC	Charles HARMER		MG TF	2:02.242	8	25.799	66.23
21	30	I	John POLSON		Talbot 105	2:04.322	8	27.879	65.12
22	14	TC	Richard GREEN		MG TC	2:06.548	8	30.105	63.97
23	12	TD	Howard MAGUIRE		Playford MG	2:17.477	5	41.034	58.89
24	52	TC	Andrew COX		MG TC	2:18.248	2	41.805	58.56
25	10	A	Phil BENNETT		Lister Jaguar	6:29.732	1	4:53.289	20.77

Weather/Track - Cloudy/Dry

These results are provisional until the conclusion of any judicial and technical matters.

Silverstone Inter

Circuit Length = 2.2490 miles.

Start: 10:26 End: 10:41

Clerk of Course:	Stewards:	Timekeeper:
------------------	-----------	-------------

## BRDC Historic Sportscars / MGCC T Types LAP ANALYSIS

<b>2</b>	<b>John BUSSEY</b>	MG TC
1 -	6:52.255	6 - 1:53.999
2 -	2:07.164	7 - 1:52.321
3 -	1:57.298	8 - <b>1:52.095</b>
4 -	1:53.924	9 - 1:52.858
5 -	1:54.479	
<b>7</b>	<b>Stephen GIBSON</b>	Lister Knobbly
1 -	6:28.280	6 - 1:52.288P
2 -	1:47.062	7 - 3:35.106
3 -	1:42.687	8 - <b>1:41.378</b>
4 -	1:42.994	9 - 1:41.902
5 -	1:41.809	
<b>8</b>	<b>Stephen BARLOW</b>	MG TC
1 -	6:41.730	6 - 1:51.331
2 -	2:01.467	7 - 1:51.293
3 -	1:51.492	8 - 1:53.175
4 -	<b>1:51.128</b>	9 - 1:59.976
5 -	1:52.304	
<b>9</b>	<b>George EDNEY</b>	MG TB
1 -	7:01.938	6 - 1:55.061
2 -	1:59.023	7 - <b>1:52.310</b>
3 -	1:55.280	8 - 1:56.139
4 -	1:53.840	9 - 1:53.256
5 -	1:54.921	
<b>10</b>	<b>Phil BENNETT</b>	Lister Jaguar
1 -	<b>6:29.732</b>	
<b>11</b>	<b>John BISHOP</b>	MG TC
1 -	7:01.226	6 - 1:59.127
2 -	2:06.864	7 - 2:01.321
3 -	2:03.130	8 - 2:00.666
4 -	<b>1:58.898</b>	
5 -	1:58.912	
<b>12</b>	<b>Howard MAGUIRE</b>	Playford MG
1 -	X:00.000P	
2 -	2:44.055	
3 -	2:18.607	
4 -	2:17.736	
5 -	<b>2:17.477</b>	

# BRDC Historic Sportscars / MGCC T Types

## LAP ANALYSIS

(contd.)

<b>14</b>	<b>Richard GREEN</b>	MG TC
1 -	6:58.144	6 - 2:08.489
2 -	2:13.157	7 - 2:08.300
3 -	<b>2:06.548</b>	8 - 2:07.882
4 -	2:08.333	
5 -	2:09.257	
<b>21</b>	<b>Graeme DODD</b>	Cooper Monaco
1 -	6:40.026	6 - 1:37.165
2 -	1:52.842	7 - 1:42.141
3 -	1:38.156	8 - 1:42.319
4 -	1:36.836	9 - 1:36.797
5 -	<b>1:36.443</b>	10 - 1:37.019
<b>25</b>	<b>Tim PATCHETT</b>	MG TA
1 -	6:47.443	6 - 1:58.539
2 -	2:04.147	7 - 2:00.980
3 -	1:58.476	8 - 1:59.062
4 -	<b>1:57.784</b>	9 - 1:59.999
5 -	1:59.692	
<b>27</b>	<b>Bob ALLEN</b>	MG TC
1 -	6:51.823	6 - 1:56.844
2 -	2:09.636	7 - 1:56.982
3 -	2:03.388	8 - 1:56.176
4 -	2:00.117	9 - <b>1:55.199</b>
5 -	1:56.288	
<b>28</b>	<b>David BISHOP</b>	MG TC
1 -	6:43.766	6 - 1:58.189
2 -	2:04.513	7 - 1:56.321
3 -	2:19.862	8 - <b>1:54.259</b>
4 -	1:55.552	9 - 1:54.800
5 -	1:54.634	
<b>29</b>	<b>Malcolm GAMMONS</b>	Lotus 9
1 -	7:03.687	6 - 1:58.267
2 -	1:59.128	7 - <b>1:49.996</b>
3 -	1:55.229	8 - 1:55.184
4 -	1:52.234	9 - 1:51.386
5 -	1:54.428	
<b>30</b>	<b>John POLSON</b>	Talbot 105
1 -	7:08.184	6 - 2:04.635
2 -	2:13.048	7 - 2:05.763
3 -	2:07.459	8 - 2:35.268P
4 -	2:06.327	
5 -	<b>2:04.322</b>	

# BRDC Historic Sportscars / MGCC T Types

## LAP ANALYSIS

(contd.)

<b>36</b>	<b>Rupert WOOD</b>	Widi Mk2
1 -	6:26.322	6 - 1:49.028
2 -	1:50.313	7 - 1:48.398
3 -	1:52.897	8 - 2:04.728P
4 -	<b>1:46.790</b>	9 - 3:03.165
5 -	1:48.651	
<b>38</b>	<b>Jamie MCINTYRE</b>	Rejo
1 -	6:27.085	6 - 1:42.032
2 -	1:49.620	7 - 1:54.455P
3 -	1:43.101	8 - 2:15.702
4 -	<b>1:41.895</b>	9 - 2:00.932P
5 -	1:42.815	
<b>50</b>	<b>Peter HORSMAN</b>	Lotus 17 Prototype
1 -	6:37.761	6 - 1:39.245
2 -	1:50.238	7 - 1:39.018
3 -	1:40.412	8 - 1:39.098
4 -	1:39.670	9 - <b>1:38.757</b>
5 -	1:44.883	10 - 1:38.829
<b>52</b>	<b>Andrew COX</b>	MG TC
1 -	7:08.371	
2 -	<b>2:18.248</b>	
<b>54</b>	<b>Charles HARMER</b>	MG TF
1 -	6:50.910	6 - <b>2:02.242</b>
2 -	2:08.978	7 - 2:02.415
3 -	2:08.021	8 - 2:03.513
4 -	2:03.576	
5 -	2:02.812	
<b>69</b>	<b>Peter HOUSE</b>	MG TC
1 -	6:42.521	6 - <b>1:55.029</b>
2 -	2:02.669	7 - 1:55.313
3 -	1:55.191	8 - 2:11.287P
4 -	1:55.745	
5 -	1:55.580	
<b>71</b>	<b>Alex QUATTLEBAUM</b>	Leco MG Sport
1 -	7:07.314	6 - 1:53.840
2 -	2:03.048	7 - 1:53.935
3 -	1:56.234	8 - 1:53.940
4 -	1:55.267	9 - <b>1:53.097</b>
5 -	1:54.158	

# BRDC Historic Sportscars / MGCC T Types


## LAP ANALYSIS

(contd.)

<b>77</b>	<b>Bob ALLEN</b>	MG TC
1 - <b>6:51.823</b>		
<b>83</b>	<b>Peter GREENAWAY</b>	MG TC
1 - 6:52.735    6 - 1:59.516 2 - 2:07.859    7 - <b>1:57.331</b> 3 - 2:00.186    8 - 3:01.482P 4 - 1:58.063 5 - 1:58.307		
<b>88</b>	<b>Peter EDNEY</b>	MG TF
1 - 7:04.540    6 - 1:58.053 2 - 2:04.724    7 - 1:57.712 3 - 2:01.194    8 - 1:57.958 4 - 1:57.861    9 - 2:09.209 5 - <b>1:57.566</b>		
<b>95</b>	<b>Rod SEBER</b>	Wolseley Hornet Special
1 - 6:57.734    6 - 1:58.491 2 - 2:05.821    7 - 1:56.185 3 - 1:59.842    8 - 1:55.734 4 - 1:55.972    9 - <b>1:54.963</b> 5 - 1:56.352		
<b>98</b>	<b>Nick ASHMAN</b>	MG TF
1 - 6:50.184    6 - 1:58.121 2 - 2:08.685    7 - 1:56.063 3 - 2:04.284    8 - <b>1:55.971</b> 4 - 2:00.255    9 - 1:57.063 5 - 1:56.114		

# BRDC Historic Sportscars / MGCC T Types

## GRID - Race 5

ROW 12	2:17.477 12   MAGUIRE	2:18.248 52   COX
ROW 11	2:04.322 30   POLSON	2:06.548 14   GREEN
ROW 10	1:58.898 11   BISHOP	2:02.242 54   HARMER
ROW 9	1:57.566 88   EDNEY	1:57.784 25   PATCHETT
ROW 8	1:55.971 98   ASHMAN	1:57.331 83   GREENAWAY
ROW 7	1:55.029 69   HOUSE	1:55.199 27   ALLEN
ROW 6	1:54.259 28   BISHOP	1:54.963 95   SEBER
ROW 5	1:52.310 9   EDNEY	1:53.097 71   QUATTLEBAUM
ROW 4	1:51.128 8   BARLOW	1:52.095 2   BUSSEY
ROW 3	1:46.790 36   WOOD	1:49.996 29   GAMMONS
ROW 2	1:41.378 7   GIBSON	1:41.895 38   MCINTYRE
ROW 1	1:36.443 21   DODD	1:38.757 50   HORSMAN
<b>POLE</b>		
		

Weather/Track - Cloudy/Dry

These results are provisional until the conclusion of any judicial and technical matters.

Silverstone Inter  
Circuit Length = 2.2490 miles.  
Start: 10:26 End: 10:41

Clerk of Course:	Stewards:	Timekeeper:
------------------	-----------	-------------



# BRDC Historic Sportscars / MGCC T Types

## RACE RESULT - Race 5

POS	NO	CL	NAME	NAT	ENTRY	TIME	LAPS	GAP	MPH	BEST
1	21	A	<b>Graeme DODD</b>		Cooper Monaco	15:04.109	9		80.79	1:38.262
2	50	B	<b>Peter HORSMAN</b>		Lotus 17 Prototype	15:10.618	9	6.509	80.21	1:39.741
3	38	D	<b>Jamie MCINTYRE</b>		Rejo	15:17.469	9	13.360	79.61	1:39.941
4	7	A	<b>Stephen GIBSON</b>		Lister Knobbly	15:55.605	9	51.496	76.43	1:43.741
5	95	TD	<b>Rod SEBER</b>		Wolseley Hornet Special	15:11.674	8	1 LAP	71.24	1:51.396
6	71	TD	<b>Alex QUATTLEBAUM</b>		Leco MG Sport	15:18.078	8	1 LAP	70.74	1:52.220
7	29	I	<b>Malcolm GAMMONS</b>		Lotus 9	15:18.696	8	1 LAP	70.69	1:50.296
8	9	TB	<b>George EDNEY</b>		MG TB	15:24.218	8	1 LAP	70.27	1:53.806
9	28	TC	<b>David BISHOP</b>		MG TC	15:25.641	8	1 LAP	70.16	1:52.625
10	2	TB	<b>John BUSSEY</b>		MG TC	15:30.307	8	1 LAP	69.81	1:52.818
11	27	TB	<b>Bob ALLEN</b>		MG TC	15:41.961	8	1 LAP	68.94	1:53.761
12	69	TC	<b>Peter HOUSE</b>		MG TC	15:47.290	8	1 LAP	68.56	1:54.674
13	88	TB	<b>Peter EDNEY</b>		MG TF	15:49.451	8	1 LAP	68.40	1:55.292
14	98	TB	<b>Nick ASHMAN</b>		MG TF	15:49.514	8	1 LAP	68.40	1:54.074
15	11	TD	<b>John BISHOP</b>		MG TC	16:11.913	8	1 LAP	66.82	1:57.432
16	54	TC	<b>Charles HARMER</b>		MG TF	16:42.196	8	1 LAP	64.80	2:02.647
17	14	TC	<b>Richard GREEN</b>		MG TC	16:49.189	8	1 LAP	64.35	2:02.486
18	30	I	<b>John POLSON</b>		Talbot 105	16:51.413	8	1 LAP	64.21	2:02.089
19	25	TC	<b>Tim PATCHETT</b>		MG TA	16:28.786	7	2 LAPS	57.49	2:17.319
20	12	TD	<b>Howard MAGUIRE</b>		Playford MG	15:10.070	6	3 LAPS	53.57	2:25.632

### NOT CLASSIFIED

36	B	<b>Rupert WOOD</b>		Widi Mk2	14:10.737	8	D.N.F.	76.34	1:43.260
83	TB	<b>Peter GREENAWAY</b>		MG TC	13:43.761	7	D.N.F.	69.01	1:54.193
8	TC	<b>Stephen BARLOW</b>		MG TC	11:33.421	4	D.N.F.	46.95	1:52.057
52	TC	<b>Andrew COX</b>		MG TC	6:37.843	3	D.N.F.	61.49	2:04.397
10	A	<b>Phil BENNETT</b>		Lister Jaguar	4:09.597	2	D.N.F.	65.58	1:55.668

### FASTEST LAP

21	A	<b>Graeme DODD</b>		Cooper Monaco	1:38.262	7	82.39mph	132.60kph
50	B	<b>Peter HORSMAN</b>		Lotus 17 Prototype	1:39.741	5	81.17mph	130.63kph
38	D	<b>Jamie MCINTYRE</b>		Rejo	1:39.941	2	81.01mph	130.37kph
29	I	<b>Malcolm GAMMONS</b>		Lotus 9	1:50.296	5	73.40mph	118.13kph
95	TD	<b>Rod SEBER</b>		Wolseley Hornet Special	1:51.396	7	72.68mph	116.96kph
8	TC	<b>Stephen BARLOW</b>		MG TC	1:52.057	2	72.25mph	116.27kph
2	TB	<b>John BUSSEY</b>		MG TC	1:52.818	4	71.76mph	115.49kph

Weather/Track - Cloudy/Dry

These results are provisional until the conclusion of any judicial and technical matters.

Silverstone Inter  
Circuit Length = 2.2490 miles.  
Start: 14:50 End: 15:05

Clerk of Course:	Stewards:	Timekeeper:
------------------	-----------	-------------

# BRDC Historic Sportscars / MGCC T Types

## LAP CHART

Lap 1			Lap 2			Lap 3			Lap 4			Lap 5		
No	Behind	Laptime	No	Behind	Laptime	No	Behind	Laptime	No	Behind	Laptime	No	Behind	Laptime
21		1:47.039	21		1:39.371	21		1:40.002	21		1:40.409	21		1:40.484
50	2.857	1:49.896	50	3.423	1:39.937	50	3.637	1:40.216	50	3.450	1:40.222	50	2.707	1:39.741
38	3.813	1:50.852	38	4.383	1:39.941	38	5.241	1:40.860	38	5.715	1:40.883	54	1 LAP	2:06.088
7	6.615	1:53.654	7	11.450	1:44.206	12	1 LAP	2:34.533	25	1 LAP	2:23.131	38	5.484	1:40.253
36	7.713	1:54.752	36	12.268	1:43.926	7	15.662	1:44.214	7	26.262	1:51.009	30	1 LAP	2:06.863
95	15.683	2:02.722	95	27.892	1:51.580	36	16.032	1:43.766	36	26.829	1:51.206	14	1 LAP	2:07.056
8	16.569	2:03.608	8	29.255	1:52.057	8	41.804	1:52.551	95	55.427	1:53.836	7	29.997	1:44.219
9	17.402	2:04.441	29	30.974	1:52.062	95	42.000	1:54.110	29	57.512	1:55.700	36	30.617	1:44.272
29	18.283	2:05.322	9	32.424	1:54.393	29	42.221	1:51.249	71	59.666	1:52.220	25	1 LAP	2:23.474
2	20.147	2:07.186	71	34.719	1:53.485	9	47.115	1:54.693	9	1:00.512	1:53.806	95	1:06.809	1:51.866
28	20.315	2:07.354	2	36.279	1:55.503	71	47.855	1:53.138	12	1 LAP	2:32.018	29	1:07.324	1:50.296
71	20.605	2:07.644	28	36.470	1:55.526	28	49.954	1:53.486	2	1:02.971	1:52.818	71	1:11.668	1:52.486
83	23.682	2:10.721	83	39.659	1:55.348	2	50.562	1:54.285	28	1:03.383	1:53.838	9	1:14.096	1:54.068
52	23.894	2:10.933	10	43.187	1:55.668	83	55.162	1:55.505	83	1:10.695	1:55.942	28	1:16.200	1:53.301
88	25.092	2:12.131	88	43.308	1:57.587	88	1:00.909	1:57.603	27	1:17.444	1:55.141	2	1:16.952	1:54.465
11	25.739	2:12.778	11	43.800	1:57.432	27	1:02.712	1:57.802	88	1:18.458	1:57.958	83	1:27.768	1:57.557
69	25.983	2:13.022	27	44.912	1:57.491	11	1:02.782	1:58.984	69	1:19.057	1:56.326	27	1:31.066	1:54.106
98	26.464	2:13.503	98	45.085	1:57.992	98	1:02.946	1:57.863	98	1:20.643	1:58.106	69	1:33.247	1:54.674
27	26.792	2:13.831	69	46.517	1:59.905	69	1:03.140	1:56.625	11	1:22.279	1:59.906	98	1:34.233	1:54.074
10	26.890	2:13.929	52	48.920	2:04.397	54	1:18.036	2:04.413				88	1:34.315	1:56.341
54	30.349	2:17.388	54	53.625	2:02.647	30	1:23.609	2:05.382				11	1:40.735	1:58.940
30	33.173	2:20.212	30	58.229	2:04.427	14	1:24.060	2:04.820						
14	34.663	2:21.702	14	59.242	2:03.950	52	1:31.431	2:22.513P						
25	35.480	2:22.519	25	1:13.428	2:17.319									
12	54.359	2:41.398												

# BRDC Historic Sportscars / MGCC T Types

## LAP CHART

(contd.)

Lap 6			Lap 7			Lap 8			Lap 9			Lap 10		
No	Behind	Laptime	No	Behind	Laptime	No	Behind	Laptime	No	Behind	Laptime	No	Behind	Laptime
21		1:40.908	21		1:38.262	21		1:38.824	21		1:38.810			
50	1.583	1:39.784	83	1 LAP	1:54.495	50	4.545	1:39.829	12	3 LAPS	2:25.632			
38	5.371	1:40.795	50	3.540	1:40.219	9	1 LAP	1:54.746	50	6.509	1:40.774			
12	2 LAPS	2:28.850	25	2 LAPS	2:24.023	28	1 LAP	1:55.014	95	1 LAP	1:54.140			
54	1 LAP	2:02.751	27	1 LAP	1:53.761	2	1 LAP	1:56.044	38	13.360	1:41.479			
14	1 LAP	2:03.068	38	8.229	1:41.120	38	10.691	1:41.286	71	1 LAP	1:53.722			
7	32.830	1:43.741	69	1 LAP	1:55.154	83	1 LAP	1:54.193	29	1 LAP	1:54.240			
36	33.290	1:43.581	98	1 LAP	1:54.481	27	1 LAP	1:54.399	9	1 LAP	1:54.041			
30	1 LAP	2:06.546	88	1 LAP	1:55.292	69	1 LAP	1:56.275	28	1 LAP	1:54.497			
95	1:17.925	1:52.024	11	1 LAP	2:00.562	88	1 LAP	1:56.682	2	1 LAP	1:55.290			
29	1:19.570	1:53.154	7	39.831	1:45.263	98	1 LAP	1:59.308	27	1 LAP	1:55.430			
71	1:23.472	1:52.712	36	41.002	1:45.974	11	1 LAP	2:01.556	69	1 LAP	1:55.309			
8	2 LAPS	5:45.205P	54	1 LAP	2:03.023	25	2 LAPS	2:19.706	88	1 LAP	1:55.857			
9	1:27.218	1:54.030	14	1 LAP	2:03.369	7	44.873	1:43.866	98	1 LAP	1:54.187			
28	1:27.917	1:52.625	12	2 LAPS	2:27.639	36	45.438	1:43.260	7	51.496	1:45.433			
2	1:30.760	1:54.716	30	1 LAP	2:02.089	54	1 LAP	2:02.983	11	1 LAP	2:01.755			
			95	1:31.059	1:51.396	14	1 LAP	2:02.486	25	2 LAPS	2:18.614			
			71	1:37.881	1:52.671	30	1 LAP	2:03.016	54	1 LAP	2:02.903			
			29	1:37.981	1:56.673				14	1 LAP	2:02.738			
									30	1 LAP	2:02.878			

## Henry Recruitment Thoroughbred Sports Cars QUALIFYING - Race 6 - Amended

POS	NO	CL	NAME	NAT	ENTRY	TIME	LAPS	GAP	MPH
1	92	D	Roy McCARTHY		MGB GT V8	1:36.678	10		83.74
2	65	I	Andy GREEN		Morgan + 8	1:37.384	10	0.706	83.13
3	47	D	Roger CONNEL		TVR Griffith	1:40.500	10	3.822	80.56
4	68	C	Harry WYNDHAM		Jaguar E Type	1:40.511	10	3.833	80.55
5	61	C	Mike HAZLEWOOD		Triumph TR6	1:40.674	10	3.996	80.42
6	78	C	Dave McDONALD		Triumph TR6	1:41.355	10	4.677	79.88
7	1	B	Colin JONES		MGA Twin Cam	1:41.706	8	5.028	79.60
8	35	C	Andy EARL		Jaguar E Type	1:41.965	10	5.287	79.40
9	62	B	Neil CAWTHORN		MGA	1:42.138	9	5.460	79.26
10	63	C	Jon ELLISON		Triumph TR4	1:42.526	6	5.848	78.96
11	33	B	Max CAWTHORN		MGB	1:44.563	9	7.885	77.43
12	48	B	Joe PARRINGTON		MGB GT V8	1:44.605	9	7.927	77.40
13	15	B	Ronald WATT		MGB	1:44.941	9	8.263	77.15
14	94	I	Justin FLEMING		Jaguar D Type	1:44.996	9	8.318	77.11
15	14	C	David BAILEY		Triumph TR4	1:45.059	9	8.381	77.06
16	60	C	Nick McCAFFREY		Jaguar E Type	1:45.106	8	8.428	77.03
17	41	I	Tim BURNETT		Jaguar D Type	1:45.306	9	8.628	76.88
18	34	B	Brain CAKEBREAD		MGB	1:45.433	9	8.755	76.79
19	12	A	Paul WHITE		MGB	1:45.524	8	8.846	76.72
20	66	B	Peter BARNARD		Elva Courier	1:45.662	9	8.984	76.62
21	53	B	Kevin SWANN		MGB	1:46.401	9	9.723	76.09
22	24	B	Bob LINES		MGA	1:46.529	7	9.851	76.00
23	69	C	John ANDON		Triumph TR4	1:46.713	11	10.035	75.87
24	42	B	Robert INNES-KERR		MGA	1:47.391	9	10.713	75.39
25	45	C	Steve CHAPMAN		Triumph TR4	1:47.733	9	11.055	75.15
26	81	I	Tim FALCE		Jaguar D Type	1:48.160	9	11.482	74.85
27	32	B	Alan KYSON		MGA	1:50.899	9	14.221	73.00
28	58	B	Terry BURROWS		MGB	1:51.537	9	14.859	72.58
29	20	A	Geraint LEWIS		MGB	1:52.403	9	15.725	72.03
30	51	B	Russell McCARTHY		MGB	1:52.416	2	15.738	72.02
31	16	A	Peter HISCOCKS		MGA	1:53.195	9	16.517	71.52
32	74	D	Philip LAMBE		Triumph TR6	1:53.217	9	16.539	71.51
33	30	A	Brian PLAYFORD		MGB	1:54.703	8	18.025	70.58
34	54	B	Piers TOWNSEND		Daimler SP250	1:57.755	9	21.077	68.75
35	71	I	Graham PADDICK		Jaguar Kougar	1:59.353	5	22.675	67.83

Silverstone Inter  
Circuit Length = 2.2490 miles.  
Start: 10:48 End: 11:03

Weather/Track - Sunny/Dry

These results are provisional until the conclusion of any judicial and technical matters.

Clerk of Course:	Stewards:	Timekeeper:
------------------	-----------	-------------

## Henry Recruitment Thoroughbred Sports Cars LAP ANALYSIS

<b>1</b>	<b>Colin JONES</b>	MGA Twin Cam
1 -	8:56.620	6 - 1:42.570
2 -	1:54.776	7 - 1:41.912
3 -	1:45.116	8 - 2:14.851P
4 -	1:41.915	
5 -	<b>1:41.706</b>	
<b>12</b>	<b>Paul WHITE</b>	MGB
1 -	9:02.726	6 - 1:45.524
2 -	1:55.620	7 - 1:46.025
3 -	1:45.702	8 - 1:59.108P
4 -	1:50.822	
5 -	<b>1:41.332</b>	
<b>14</b>	<b>David BAILEY</b>	Triumph TR4
1 -	8:58.984	6 - 1:46.365
2 -	2:03.446	7 - 1:45.766
3 -	1:57.978	8 - <b>1:45.059</b>
4 -	1:50.493	9 - 1:56.127
5 -	1:48.595	
<b>15</b>	<b>Ronald WATT</b>	MGB
1 -	8:43.647	6 - 1:54.628
2 -	1:59.589	7 - 1:52.299
3 -	1:56.201	8 - 1:52.100
4 -	2:03.074	9 - 1:53.497
5 -	<b>1:44.941</b>	
<b>16</b>	<b>Peter HISCOCKS</b>	MGA
1 -	9:05.811	6 - 1:54.641
2 -	2:06.574	7 - 1:53.952
3 -	1:57.586	8 - <b>1:53.195</b>
4 -	1:57.407	9 - 1:53.520
5 -	1:55.861	
<b>20</b>	<b>Geraint LEWIS</b>	MGB
1 -	8:56.620	6 - 1:54.404
2 -	2:04.697	7 - 1:54.956
3 -	2:00.660	8 - <b>1:52.403</b>
4 -	2:00.662	9 - 1:54.999
5 -	1:53.813	
<b>24</b>	<b>Bob LINES</b>	MGA
1 -	X:00.000	6 - <b>1:46.529</b>
2 -	1:53.897	7 - 1:48.079
3 -	1:50.455	
4 -	1:46.968	
5 -	1:46.894	

# Henry Recruitment Thoroughbred Sports Cars LAP ANALYSIS

(contd.)

<b>30</b>	<b>Brain PLAYFORD</b>	MGB
1 -	8:56.602	6 - 1:55.302
2 -	2:07.878	7 - 1:57.754
3 -	2:04.255	8 - 2:15.577P
4 -	1:56.693	
5 -	<b>1:54.703</b>	
<b>32</b>	<b>Alan KYSON</b>	MGA
1 -	8:48.706	6 - 1:51.915
2 -	2:11.934	7 - 1:51.336
3 -	2:00.026	8 - 1:52.244
4 -	1:57.777	9 - <b>1:50.899</b>
5 -	1:53.532	
<b>33</b>	<b>Max CAWTHORN</b>	MGB
1 -	9:07.980	6 - <b>1:44.563</b>
2 -	1:56.500	7 - 1:45.070
3 -	1:52.494	8 - 1:45.845
4 -	1:45.537	9 - 1:46.642
5 -	1:45.240	
<b>34</b>	<b>Brain CAKEBREAD</b>	MGB
1 -	9:07.522	6 - 1:45.887
2 -	2:01.439	7 - 1:45.792
3 -	1:55.531	8 - <b>1:45.433</b>
4 -	1:53.616	9 - 1:46.056
5 -	1:46.928	
<b>35</b>	<b>Andy EARL</b>	Jaguar E Type
1 -	8:48.748	6 - 1:44.086
2 -	1:54.854	7 - 1:42.348
3 -	1:48.022	8 - 1:42.127
4 -	1:47.581	9 - 1:43.849
5 -	1:44.116	10 - <b>1:41.965</b>
<b>41</b>	<b>Tim BURNETT</b>	Jaguar D Type
1 -	9:03.724	6 - 1:48.015
2 -	2:11.786	7 - 1:48.794
3 -	1:57.714	8 - 1:46.316
4 -	1:52.204	9 - <b>1:45.306</b>
5 -	1:51.345	
<b>42</b>	<b>Robert INNES-KERR</b>	MGA
1 -	9:02.239	6 - 1:49.550
2 -	2:04.950	7 - 1:47.724
3 -	1:57.028	8 - 1:49.011
4 -	1:53.040	9 - 1:49.449
5 -	<b>1:47.391</b>	

# Henry Recruitment Thoroughbred Sports Cars LAP ANALYSIS

(contd.)

<b>45</b>	<b>Steve CHAPMAN</b>	Triumph TR4
1 -	8:58.246	6 - 1:48.263
2 -	2:05.558	7 - <b>1:47.733</b>
3 -	1:58.277	8 - 1:49.204
4 -	1:52.973	9 - 1:48.883
5 -	1:48.708	
<b>47</b>	<b>Roger CONNEL</b>	TVR Griffith
1 -	9:01.477	6 - 1:41.510
2 -	1:58.426	7 - 1:41.465
3 -	1:57.071	8 - <b>1:40.500</b>
4 -	1:30.365D	9 - 1:42.034
5 -	1:42.071	10 - 1:41.863
<b>48</b>	<b>Joe PARRINGTON</b>	MGB GT V8
1 -	8:57.292	6 - 1:46.342
2 -	1:58.028	7 - 1:47.224
3 -	1:47.293	8 - <b>1:44.605</b>
4 -	1:46.415	9 - 1:45.575
5 -	1:44.785	
<b>51</b>	<b>Russell McCARTHY</b>	MGB
1 -	9:03.035	
2 -	<b>1:52.416</b>	
<b>53</b>	<b>Kevin SWANN</b>	MGB
1 -	9:09.339	6 - <b>1:46.401</b>
2 -	1:56.552	7 - 1:48.211
3 -	1:55.755	8 - 1:46.580
4 -	1:49.899	9 - 1:46.721
5 -	1:47.551	
<b>54</b>	<b>Piers TOWNSEND</b>	Daimler SP250
1 -	8:59.309	6 - 1:57.995
2 -	2:13.210	7 - 1:58.360
3 -	2:01.812	8 - 1:58.395
4 -	1:58.802	9 - 1:59.510
5 -	<b>1:57.755</b>	
<b>58</b>	<b>Terry BURROWS</b>	MGB
1 -	8:50.235	6 - 1:51.645
2 -	2:11.746	7 - <b>1:51.537</b>
3 -	2:01.063	8 - 1:51.978
4 -	1:56.601	9 - 1:53.463
5 -	1:52.970	

# Henry Recruitment Thoroughbred Sports Cars LAP ANALYSIS

(contd.)

<b>60</b>	<b>Nick McCAFFREY</b>	Jaguar E Type
1 -	8:52.486	6 - 1:45.978
2 -	2:01.113	7 - 1:46.231
3 -	1:48.085	8 - 2:16.830P
4 -	<b>1:45.106</b>	
5 -	1:46.127	
<b>61</b>	<b>Mike HAZLEWOOD</b>	Triumph TR6
1 -	8:42.358	6 - <b>1:40.674</b>
2 -	1:45.777	7 - 1:42.807
3 -	1:42.936	8 - 1:43.261
4 -	1:42.599	9 - 1:42.749
5 -	1:41.422	10 - 1:40.783
<b>62</b>	<b>Neil CAWTHORN</b>	MGA
1 -	9:07.403	6 - <b>1:42.138</b>
2 -	2:00.234	7 - 1:43.001
3 -	1:51.424	8 - 1:43.751
4 -	1:43.836	9 - 1:42.899
5 -	1:43.713	
<b>63</b>	<b>Jon ELLISON</b>	Triumph TR4
1 -	8:43.214	6 - <b>1:42.526</b>
2 -	1:46.744	
3 -	6:58.560	
4 -	2:11.124P	
5 -	3:30.726	
<b>65</b>	<b>Andy GREEN</b>	Morgan + 8
1 -	8:41.158	6 - 1:42.016
2 -	1:42.304	7 - 1:40.094
3 -	1:37.841	8 - 1:42.133
4 -	1:37.630	9 - 1:44.883
5 -	<b>1:37.384</b>	10 - 1:38.664
<b>66</b>	<b>Peter BARNARD</b>	Elva Courier
1 -	8:52.384	6 - <b>1:45.662</b>
2 -	1:59.225	7 - 1:45.912
3 -	1:48.337	8 - 1:46.845
4 -	1:47.889	9 - 1:45.978
5 -	1:46.329	
<b>68</b>	<b>Harry WYNDHAM</b>	Jaguar E Type
1 -	8:44.457	6 - <b>1:40.511</b>
2 -	1:45.688	7 - 1:43.248
3 -	1:41.211	8 - 1:43.179
4 -	1:41.862	9 - 1:44.363
5 -	1:41.381	10 - 1:41.567



# Henry Recruitment Thoroughbred Sports Cars LAP ANALYSIS

(contd.)


<b>69</b>	<b>John ANDON</b>	Triumph TR4
1 -	8:42.904	6 - 1:47.375
2 -	1:50.310	7 - 1:46.951
3 -	X:00.000	8 - 1:48.545
4 -	3:31.188	9 - 1:47.523
5 -	1:50.159	10 - 1:48.403
		<b>11 - 1:46.713</b>
<b>71</b>	<b>Graham PADDICK</b>	Jaguar Kougar
1 -	8:59.700	
2 -	2:05.175	
3 -	2:03.860	
4 -	<b>1:59.353</b>	
5 -	2:14.816P	
<b>74</b>	<b>Philip LAMBE</b>	Triumph TR6
1 -	8:51.633	6 - <b>1:53.217</b>
2 -	2:06.713	7 - 1:57.738
3 -	2:01.386	8 - 1:57.771
4 -	1:57.898	9 - 1:54.022
5 -	1:56.971	
<b>78</b>	<b>Dave McDONALD</b>	Triumph TR6
1 -	8:50.907	6 - 1:42.501
2 -	1:56.472	7 - 1:41.891
3 -	1:48.043	8 - 1:42.453
4 -	1:42.695	9 - 1:42.605
5 -	1:42.679	10 - <b>1:41.355</b>
<b>81</b>	<b>Tim FALCE</b>	Jaguar D Type
1 -	9:00.384	6 - 2:02.922
2 -	2:08.034	7 - 1:53.854
3 -	1:57.847	8 - 1:49.327
4 -	1:56.428	9 - <b>1:48.160</b>
5 -	1:52.852	
<b>92</b>	<b>Roy McCARTHY</b>	MGB GT V8
1 -	9:08.352	6 - 1:36.987
2 -	1:48.946	7 - 1:38.005
3 -	1:41.835	8 - 1:38.074
4 -	<b>1:36.678</b>	9 - 1:38.574
5 -	1:37.297	10 - 1:55.567P
<b>94</b>	<b>Justin FLEMING</b>	Jaguar D Type
1 -	9:00.421	6 - 1:46.549
2 -	2:04.659	7 - 1:47.939
3 -	1:58.246	8 - 1:46.458
4 -	1:55.222	9 - <b>1:44.996</b>
5 -	1:47.223	

# Henry Recruitment Thoroughbred Sports Cars

## GRID - Race 6 - Amended

ROW 18		1:59.353				
		71	PADDICK			
ROW 17	1:54.703			1:57.755		
	30	PLAYFORD		54	TOWNSEND	
ROW 16		1:53.195		1:53.217		
		16	HISCOCKS		74	LAMBE
ROW 15	1:52.403			1:52.416		
	20	LEWIS		51	McCARTHY	
ROW 14		1:50.899		1:51.537		
		32	KYSON		58	BURROWS
ROW 13	1:47.733			1:48.160		
	45	CHAPMAN		81	FALCE	
ROW 12		1:46.713		1:47.391		
		69	ANDON		42	INNES-KERR
ROW 11	1:46.401			1:46.529		
	53	SWANN		24	LINES	
ROW 10		1:45.524		1:45.662		
		12	WHITE		66	BARNARD
ROW 9	1:45.306			1:45.433		
	41	BURNETT		34	CAKEBREAD	
ROW 8		1:45.059		1:45.106		
		14	BAILEY		60	McCAFFREY
ROW 7	1:44.941			1:44.996		
	15	WATT		94	FLEMING	
ROW 6		1:44.563		1:44.605		
		33	CAWTHORN		48	PARRINGTON
ROW 5	1:42.138			1:42.526		
	62	CAWTHORN		63	ELLISON	
ROW 4		1:41.706		1:41.965		
		1	JONES		35	EARL
ROW 3	1:40.674			1:41.355		
	61	HAZLEWOOD		78	McDONALD	
ROW 2		1:40.500		1:40.511		
		47	CONNEL		68	WYNDHAM
ROW 1	1:36.678			1:37.384		
	92	McCARTHY		65	GREEN	

POLE



Silverstone Inter  
 Circuit Length = 2.2490 miles.  
 Start: 10:48 End: 11:03

**Weather/Track - Sunny/Dry**  
**These results are provisional until the conclusion of any judicial and technical matters.**

Clerk of Course:	Stewards:	Timekeeper:
------------------	-----------	-------------

# Henry Recruitment Thoroughbred Sports Cars

## RACE RESULT - Race 6

POS	NO	CL	NAME	NAT	ENTRY	TIME	LAPS	GAP	MPH	BEST
1	65	I	Andy GREEN		Morgan + 8	13:28.597	8		80.32	1:39.412
2	61	C	Mike HAZLEWOOD		Triumph TR6	13:36.788	8	8.191	79.51	1:40.648
3	68	C	Harry WYNDHAM		Jaguar E Type	13:42.905	8	14.308	78.92	1:41.557
4	51	B	Russell McCARTHY		MGB	13:48.537	8	19.940	78.38	1:40.945
5	62	B	Neil CAWTHORN		MGA	13:56.406	8	27.809	77.65	1:41.875
6	94	I	Justin FLEMING		Jaguar D Type	14:08.267	8	39.670	76.56	1:43.714
7	81	I	Tim FALCE		Jaguar D Type	14:08.799	8	40.202	76.51	1:43.398
8	48	B	Joe PARRINGTON		MGB GT V8	14:13.328	8	44.731	76.11	1:44.654
9	33	B	Max CAWTHORN		MGB	14:14.637	8	46.040	75.99	1:44.512
10	60	C	Nick McCAFFREY		Jaguar E Type	14:15.068	8	46.471	75.95	1:45.166
11	47	D	Roger CONNEL		TVR Griffith	14:16.168	8	47.571	75.85	1:42.421
12	12	A	Paul WHITE		MGB	14:27.808	8	59.211	74.84	1:45.926
13	45	C	Steve CHAPMAN		Triumph TR4	14:31.022	8	1:02.425	74.56	1:46.071
14	24	B	Bob LINES		MGA	14:35.240	8	1:06.643	74.20	1:46.631
15	42	B	Robert INNES-KERR		MGA	14:37.539	8	1:08.942	74.01	1:46.509
16	53	B	Kevin SWANN		MGB	14:40.563	8	1:11.966	73.75	1:45.811
17	41	I	Tim BURNETT		Jaguar D Type	14:40.644	8	1:12.047	73.75	1:45.560
18	69	C	John ANDON		Triumph TR4	14:41.989	8	1:13.392	73.63	1:45.494
19	15	B	Ronald WATT		MGB	15:01.351	8	1:32.754	72.05	1:49.848
20	74	D	Philip LAMBE		Triumph TR6	15:17.085	8	1:48.488	70.82	1:50.231
21	20	A	Geraint LEWIS		MGB	15:19.939	8	1:51.342	70.60	1:50.901
22	16	A	Peter HISCOCKS		MGA	13:31.913	7	1 LAP	70.02	1:52.019
23	30	A	Brian PLAYFORD		MGB	13:32.116	7	1 LAP	70.00	1:51.894
24	54	B	Piers TOWNSEND		Daimler SP250	14:32.337	7	1 LAP	65.17	2:01.447

### NOT CLASSIFIED

66	B	Peter BARNARD	Elva Courier	12:30.225	7	D.N.F.	75.77	1:43.885
92	D	Roy McCARTHY	MGB GT V8	7:05.432	4	D.N.F.	76.53	1:37.916
63	C	Jon ELLISON	Triumph TR4	3:33.552	2	D.N.F.	76.65	1:42.530
34	B	Brain CAKEBREAD	MGB	2:37.194	1	D.N.F.	52.62	
14	C	David BAILEY	Triumph TR4		0	D.N.F.	N/A	

### FASTEST LAP

92	D	Roy McCARTHY	MGB GT V8	1:37.916	3	82.68mph	133.07kph
65	I	Andy GREEN	Morgan + 8	1:39.412	2	81.44mph	131.06kph
61	C	Mike HAZLEWOOD	Triumph TR6	1:40.648	5	80.44mph	129.46kph
51	B	Russell McCARTHY	MGB	1:40.945	3	80.20mph	129.07kph
12	A	Paul WHITE	MGB	1:45.926	5	76.43mph	123.00kph

Weather/Track - Sunny/Dry

These results are provisional until the conclusion of any judicial and technical matters.

Silverstone Inter

Circuit Length = 2.2490 miles.

Start: 15:34 End: 15:48

Clerk of Course:	Stewards:	Timekeeper:
------------------	-----------	-------------

# Henry Recruitment Thoroughbred Sports Cars

## LAP CHART

Lap 1			Lap 2			Lap 3			Lap 4			Lap 5		
No	Behind	Laptime	No	Behind	Laptime	No	Behind	Laptime	No	Behind	Laptime	No	Behind	Laptime
65		1:45.483	65		1:39.412	65		1:39.564	65		1:39.976	65		1:40.523
68	2.385	1:47.868	68	5.043	1:42.070	61	6.715	1:40.908	61	8.318	1:41.579	61	8.443	1:40.648
61	3.536	1:49.019	61	5.371	1:41.247	68	8.518	1:43.039	68	10.630	1:42.088	68	12.030	1:41.923
47	5.359	1:50.842	63	8.657	1:42.530	92	9.059	1:37.916	51	17.878	1:42.521	51	18.333	1:40.978
63	5.539	1:51.022	92	10.707	1:38.742	62	14.806	1:42.875	62	18.006	1:43.176	62	19.358	1:41.875
62	6.981	1:52.464	62	11.495	1:43.926	51	15.333	1:40.945	92	20.997	1:51.914P	81	29.710	1:43.398
60	9.154	1:54.637	51	13.952	1:43.001	94	21.179	1:44.430	94	25.348	1:44.145	94	30.004	1:45.179
94	9.733	1:55.216	60	16.016	1:46.274	60	21.618	1:45.166	81	26.835	1:44.690	60	32.245	1:45.278
48	10.042	1:55.525	94	16.313	1:45.992	81	22.121	1:43.812	60	27.490	1:45.848	48	32.909	1:44.690
51	10.363	1:55.846	48	17.688	1:47.058	48	24.064	1:45.940	48	28.742	1:44.654	33	34.385	1:45.691
33	10.876	1:56.359	81	17.873	1:45.513	33	24.597	1:45.104	33	29.217	1:44.596	66	37.449	1:44.462
92	11.377	1:56.860	33	19.057	1:47.593	66	27.696	1:46.242	66	33.510	1:45.790	12	40.110	1:45.926
81	11.772	1:57.255	12	20.642	1:46.492	12	28.509	1:47.431	12	34.707	1:46.174	47	40.381	1:42.852
12	13.562	1:59.045	66	21.018	1:45.926	24	33.306	1:47.457	47	38.052	1:42.421	45	47.254	1:47.467
66	14.504	1:59.987	45	25.145	1:49.022	45	33.800	1:48.219	24	39.961	1:46.631	24	47.580	1:48.142
53	15.304	2:00.787	53	25.193	1:49.301	47	35.607	1:44.775	45	40.310	1:46.486	42	49.883	1:46.607
45	15.535	2:01.018	24	25.413	1:48.885	42	37.266	1:47.917	42	43.799	1:46.509	53	51.214	1:46.559
24	15.940	2:01.423	69	26.043	1:48.027	53	37.599	1:51.970	53	45.178	1:47.555	41	54.941	1:46.098
15	17.418	2:02.901	15	28.688	1:50.682	15	38.972	1:49.848	41	49.366	1:47.787	69	58.657	1:46.298
69	17.428	2:02.911	42	28.913	1:49.328	41	41.555	1:48.797	15	49.907	1:50.911	15	1:01.317	1:51.933
41	17.983	2:03.466	47	30.396	2:04.449	69	47.087	2:00.608	69	52.882	1:45.771	20	1:18.711	1:53.780
42	18.997	2:04.480	41	32.322	1:53.751	20	51.892	1:54.645	20	1:05.454	1:53.538	74	1:19.410	1:51.173
20	22.249	2:07.732	20	36.811	1:53.974	74	55.039	1:54.700	74	1:08.760	1:53.697	16	1:21.879	1:52.019
74	24.350	2:09.833	74	39.903	1:54.965	30	55.902	1:53.937	16	1:10.383	1:53.211	30	1:22.765	1:52.585
30	25.039	2:10.522	30	41.529	1:55.902	16	57.148	1:54.251	30	1:10.703	1:54.777			
16	25.962	2:11.445	16	42.461	1:55.911	54	1:15.206	2:01.447	54	1:37.267	2:02.037			
54	30.457	2:15.940	54	53.323	2:02.278									
34	51.711	2:37.194P												

# Henry Recruitment Thoroughbred Sports Cars LAP CHART

(contd.)

Lap 6			Lap 7			Lap 8			Lap 9			Lap 10		
No	Behind	Laptime	No	Behind	Laptime	No	Behind	Laptime	No	Behind	Laptime	No	Behind	Laptime
65		1:40.293	65		1:41.694	65		1:41.652						
61	9.032	1:40.882	61	8.665	1:41.327	16	1 LAP	1:53.048						
68	14.150	1:42.413	68	14.403	1:41.947	30	1 LAP	1:51.894						
51	19.208	1:41.168	51	19.011	1:41.497	61	8.191	1:41.178						
54	1 LAP	2:03.532	62	25.191	1:45.252	68	14.308	1:41.557						
62	21.633	1:42.568	81	35.762	1:44.059	51	19.940	1:42.581						
81	33.397	1:43.980	94	36.246	1:43.714	62	27.809	1:44.270						
94	34.226	1:44.515	48	40.830	1:45.003	94	39.670	1:45.076						
48	37.521	1:44.905	54	1 LAP	2:03.383	81	40.202	1:46.092						
60	38.788	1:46.836	33	42.429	1:44.512	48	44.731	1:45.553						
33	39.611	1:45.519	60	42.859	1:45.765	33	46.040	1:45.263						
66	41.041	1:43.885	66	43.280	1:43.933	60	46.471	1:45.264						
47	42.988	1:42.900	47	44.587	1:43.293	47	47.571	1:44.636						
12	47.336	1:47.519	12	53.135	1:47.493	12	59.211	1:47.728						
45	53.227	1:46.266	45	58.006	1:46.473	45	1:02.425	1:46.071						
24	55.516	1:48.229	24	1:01.646	1:47.824	54	1 LAP	2:03.720						
42	56.233	1:46.643	42	1:02.407	1:47.868	24	1:06.643	1:46.649						
53	56.732	1:45.811	53	1:02.787	1:47.749	42	1:08.942	1:48.187						
41	1:00.208	1:45.560	41	1:04.512	1:45.998	53	1:11.966	1:50.831						
69	1:04.035	1:45.671	69	1:09.550	1:47.209	41	1:12.047	1:49.187						
15	1:12.180	1:51.156	15	1:21.697	1:51.211	69	1:13.392	1:45.494						
74	1:30.453	1:51.336	74	1:38.990	1:50.231	15	1:32.754	1:52.709						
20	1:31.439	1:53.021	20	1:40.646	1:50.901	74	1:48.488	1:51.150						
16	1:33.614	1:52.028				20	1:51.342	1:52.348						
30	1:34.971	1:52.499												

# Kimber Trophy For MMM Register Cars

## QUALIFYING - Race 7

POS	NO	CL	NAME	NAT	ENTRY	TIME	LAPS	GAP	MPH
1	9		Richard LAST		MG Parnell K3	1:51.348	9		72.71
2	23		Tom DARK		MG Q Copy	1:52.838	8	1.490	71.75
3	81		Tony SEBER		Wolseley Hornet Special	1:54.929	8	3.581	70.44
4	19		Paul MULLINS		MG K1/s	1:57.727	8	6.379	68.77
5	15		Mike DOWLEY		MG PB/s Special	2:01.866	8	10.518	66.43
6	22		John DUTTON		MG K2/s	2:03.933	8	12.585	65.32
7	4		James BRICE		MG NA	2:05.808	8	14.460	64.35
8	18		Henk DE VRIES		MG K1/s	2:06.814	8	15.466	63.84
9	5		Barry FOSTER		MG Montlhery	2:07.232	8	15.884	63.63
10	24		Andy KING		MG KN/s Special	2:07.789	8	16.441	63.35
11	6		Peter FENICHEL		MG K1/s	2:10.514	8	19.166	62.03
12	21		Robin BUTLER		MG NA/s Magnette	2:12.268	3	20.920	61.21
13	17		Arjen VAN GALDEREN		MG F1/s	2:14.984	7	23.636	59.98
14	7		George ROZWADOWSKI		MG NB	2:15.055	8	23.707	59.94
15	10		Mark T BOLDRY		MG PB/s	2:15.238	8	23.890	59.86
16	11		Peter GREEN		MG K3	2:15.321	7	23.973	59.83
17	14		Patrick BOGHOSSIAN		MG L1/s	2:16.055	7	24.707	59.50
18	12		Stuart EVANS		MG J1/s Special	2:16.198	7	24.850	59.44
19	8		David COOKSEY		MG J4	2:18.489	7	27.141	58.46
20	16		Howard MAGUIRE		MG K3	2:21.242	7	29.894	57.32
21	2		Andrew BRADSHAW		MG PA	2:21.754	7	30.406	57.11
22	3		Fred BOOTHBY		MG PA	2:21.957	7	30.609	57.03
23	1		Andrew TAYLOR		MG PB Cream Cracker	2:22.747	7	31.399	56.71

Weather/Track - Sunny/Dry, Car 95 to run as 81  
 These results are provisional until the conclusion of any judicial and technical matters.

Silverstone Inter  
 Circuit Length = 2.2490 miles.  
 Start: 11:09 End: 11:24

Clerk of Course:	Stewards:	Timekeeper:
------------------	-----------	-------------

# Kimber Trophy For MMM Register Cars

## LAP ANALYSIS

<b>1</b>	<b>Andrew TAYLOR</b>	MG PB Cream Cracker
	1 - X:00.000    6 - 2:25.087 2 - 2:27.977    7 - 2:23.055 3 - <b>2:22.747</b> 4 - 2:24.810 5 - 2:25.335	
<b>2</b>	<b>Andrew BRADSHAW</b>	MG PA
	1 - X:00.000    6 - 2:24.001 2 - 2:30.257    7 - 2:24.191 3 - 2:26.469 4 - 2:23.234 5 - <b>2:21.754</b>	
<b>3</b>	<b>Fred BOOTHBY</b>	MG PA
	1 - X:00.000    6 - 2:24.276 2 - 2:33.146    7 - 2:23.658 3 - 2:24.852 4 - <b>2:21.957</b> 5 - 2:22.416	
<b>4</b>	<b>James BRICE</b>	MG NA
	1 - X:00.000    6 - 2:06.309 2 - 2:12.991    7 - <b>2:05.808</b> 3 - 2:09.827    8 - 2:05.968 4 - 2:10.989 5 - 2:07.301	
<b>5</b>	<b>Barry FOSTER</b>	MG Montlhery
	1 - X:00.000    6 - 2:08.014 2 - 2:34.297    7 - <b>2:07.232</b> 3 - 2:12.352    8 - 2:07.833 4 - 2:10.256 5 - 2:09.746	
<b>6</b>	<b>Peter FENICHEL</b>	MG K1/s
	1 - X:00.000    6 - 2:13.129 2 - 2:23.116    7 - 2:11.978 3 - 2:13.370    8 - 2:12.772 4 - <b>2:10.514</b> 5 - 2:13.429	
<b>7</b>	<b>George ROZWADOWSKI</b>	MG NB
	1 - 9:51.265    6 - 2:16.502 2 - 2:17.027    7 - <b>2:15.055</b> 3 - 2:17.789    8 - 2:15.642 4 - 2:16.909 5 - 2:16.349	

# Kimber Trophy For MMM Register Cars LAP ANALYSIS

(contd.)

<b>8</b>	<b>David COOKSEY</b>	MG J4
1 -	X:00.000	6 - 2:19.006
2 -	2:47.252	7 - 2:24.554
3 -	2:26.000	
4 -	2:22.405	
5 -	<b>2:18.489</b>	
<b>9</b>	<b>Richard LAST</b>	MG Parnell K3
1 -	X:00.000	6 - 2:00.061
2 -	1:54.513	7 - 1:52.040
3 -	<b>1:51.348</b>	8 - 1:52.144
4 -	1:52.652	9 - 1:53.086
5 -	1:54.853	
<b>10</b>	<b>Mark T BOLDRY</b>	MG PB/s
1 -	9:57.993	6 - 2:16.099
2 -	2:20.935	7 - 2:17.768
3 -	2:16.756	8 - 2:15.475
4 -	<b>2:15.238</b>	
5 -	2:15.677	
<b>11</b>	<b>Peter GREEN</b>	MG K3
1 -	X:00.000	6 - 2:15.689
2 -	2:17.630	7 - <b>2:15.321</b>
3 -	2:20.365	
4 -	2:21.622	
5 -	2:18.567	
<b>12</b>	<b>Stuart EVANS</b>	MG J1/s Special
1 -	X:00.000	6 - <b>2:16.198</b>
2 -	2:21.000	7 - 2:16.890
3 -	2:17.574	
4 -	2:19.649	
5 -	2:19.017	
<b>14</b>	<b>Patrick BOGHOSSIAN</b>	MG L1/s
1 -	X:00.000	6 - <b>2:16.055</b>
2 -	2:24.238	7 - 2:17.321
3 -	2:18.187	
4 -	2:16.296	
5 -	2:18.141	
<b>15</b>	<b>Mike DOWLEY</b>	MG PB/s Special
1 -	X:00.000	6 - <b>2:01.866</b>
2 -	2:06.865	7 - 2:03.905
3 -	2:07.143	8 - 2:02.657
4 -	2:07.182	
5 -	2:05.707	



# Kimber Trophy For MMM Register Cars LAP ANALYSIS

(contd.)

<b>16</b>	<b>Howard MAGUIRE</b>	MG K3
1 -	X:00.000	6 - 2:22.037
2 -	<b>2:21.242</b>	7 - 2:22.811
3 -	2:22.996	
4 -	2:23.206	
5 -	2:21.271	
<b>17</b>	<b>Arjen VAN GALDEREN</b>	MG F1/s
1 -	X:00.000	6 - 2:16.283
2 -	2:27.397	7 - <b>2:14.984</b>
3 -	2:23.430	
4 -	2:19.545	
5 -	2:19.153	
<b>18</b>	<b>Henk DE VRIES</b>	MG K1/s
1 -	X:00.000	6 - 2:07.646
2 -	2:14.572	7 - 2:07.185
3 -	2:10.034	8 - 2:08.232
4 -	2:07.173	
5 -	<b>2:06.814</b>	
<b>19</b>	<b>Paul MULLINS</b>	MG K1/s
1 -	X:00.000	6 - 1:58.596
2 -	2:10.684	7 - <b>1:57.727</b>
3 -	2:06.853	8 - 1:57.820
4 -	1:59.338	
5 -	1:59.696	
<b>21</b>	<b>Robin BUTLER</b>	MG NA/s Magnette
1 -	9:55.725	
2 -	<b>2:12.268</b>	
3 -	2:38.089P	
<b>22</b>	<b>John DUTTON</b>	MG K2/s
1 -	X:00.000	6 - 2:05.426
2 -	2:08.330	7 - 2:04.330
3 -	2:06.655	8 - <b>2:03.933</b>
4 -	2:04.768	
5 -	2:07.811	
<b>23</b>	<b>Tom DARK</b>	MG Q Copy
1 -	X:00.000	6 - 1:53.777
2 -	2:12.383	7 - <b>1:52.838</b>
3 -	2:01.530	8 - 1:53.480
4 -	1:56.402	
5 -	1:55.405	

# Kimber Trophy For MMM Register Cars LAP ANALYSIS

(contd.)

<b>24</b>	<b>Andy KING</b>	MG KN/s Special
1 - X:00.000	6 - 2:08.179	
2 - 2:24.761	7 - <b>2:07.789</b>	
3 - 2:12.491	8 - 2:08.523	
4 - 2:13.192		
5 - 2:13.624		
<b>81</b>	<b>Tony SEBER</b>	Wolseley Hornet Special
1 - X:00.000	6 - <b>1:54.929</b>	
2 - 2:00.771	7 - 1:55.085	
3 - 2:07.444	8 - 2:02.714	
4 - 1:56.443		
5 - 2:01.975		

# Kimber Trophy For MMM Register Cars

## GRID - Race 7

ROW 12	2:22.747 1   TAYLOR	
ROW 11	2:21.754 2   BRADSHAW	2:21.957 3   BOOTHBY
ROW 10	2:18.489 8   COOKSEY	2:21.242 16   MAGUIRE
ROW 9	2:16.055 14   BOGHOSSIAN	2:16.198 12   EVANS
ROW 8	2:15.238 10   BOLDRY	2:15.321 11   GREEN
ROW 7	2:14.984 17   VAN GALDEREN	2:15.055 7   ROZWADOWSKI
ROW 6	2:10.514 6   FENICHEL	2:12.268 21   BUTLER
ROW 5	2:07.232 5   FOSTER	2:07.789 24   KING
ROW 4	2:05.808 4   BRICE	2:06.814 18   DE VRIES
ROW 3	2:01.866 15   DOWLEY	2:03.933 22   DUTTON
ROW 2	1:54.929 81   SEBER	1:57.727 19   MULLINS
ROW 1	1:51.348 9   LAST	1:52.838 23   DARK
	<b>POLE</b>	

Weather/Track - Sunny/Dry, Car 95 to run as 81  
 These results are provisional until the conclusion of any judicial and technical matters.

Clerk of Course:	Stewards:	Timekeeper:
------------------	-----------	-------------

# Kimber Trophy For MMM Register Cars

## RACE RESULT - Race 7

POS	NO	CL	NAME	NAT	ENTRY	TIME	LAPS	GAP	MPH	BEST
1	81		<b>Tony SEBER</b>		Wolseley Hornet Special	16:47.304	9		72.51	1:49.349
2	9		<b>Richard LAST</b>		MG Parnell K3	16:54.506	9	7.202	72.00	1:50.402
3	19		<b>Paul MULLINS</b>		MG K1/s	18:12.451	9	1:25.147	66.86	1:59.221
4	15		<b>Mike DOWLEY</b>		MG PB/s Special	18:39.279	9	1:51.975	65.26	2:00.454
5	22		<b>John DUTTON</b>		MG K2/s	18:45.352	9	1:58.048	64.90	2:01.566
6	18		<b>Henk DE VRIES</b>		MG K1/s	16:52.130	8	1 LAP	64.16	2:03.879
7	4		<b>James BRICE</b>		MG NA	16:58.239	8	1 LAP	63.78	2:04.473
8	5		<b>Barry FOSTER</b>		MG Monlhery	16:58.869	8	1 LAP	63.74	2:04.602
9	24		<b>Andy KING</b>		MG KN/s Special	17:27.949	8	1 LAP	61.97	2:06.485
10	6		<b>Peter FENICHEL</b>		MG K1/s	17:29.502	8	1 LAP	61.88	2:08.350
11	7		<b>George ROZWADOWSKI</b>		MG NB	17:55.887	8	1 LAP	60.36	2:12.250
12	11		<b>Peter GREEN</b>		MG K3	18:15.006	8	1 LAP	59.31	2:10.660
13	14		<b>Patrick BOGHOSSIAN</b>		MG L1/s	18:19.234	8	1 LAP	59.08	2:13.064
14	12		<b>Stuart EVANS</b>		MG J1/s Special	18:21.027	8	1 LAP	58.98	2:14.322
15	10		<b>Mark T BOLDRY</b>		MG PB/s	18:26.182	8	1 LAP	58.71	2:14.545
16	8		<b>David COOKSEY</b>		MG J4	18:36.374	8	1 LAP	58.17	2:16.206
17	17		<b>Arjen VAN GALDEREN</b>		MG F1/s	18:47.973	8	1 LAP	57.57	2:15.988
18	16		<b>Howard MAGUIRE</b>		MG K3	19:02.218	8	1 LAP	56.86	2:18.706
19	3		<b>Fred BOOTHBY</b>		MG PA	16:48.178	7	2 LAPS	56.39	2:20.257
20	2		<b>Andrew BRADSHAW</b>		MG PA	16:50.876	7	2 LAPS	56.24	2:20.998
21	1		<b>Andrew TAYLOR</b>		MG PB Cream Cracker	16:51.139	7	2 LAPS	56.22	2:20.601
NOT CLASSIFIED										
23			<b>Tom DARK</b>		MG Q Copy	9:45.721	5	D.N.F.	69.41	1:52.847
FASTEST LAP										
81			<b>Tony SEBER</b>		Wolseley Hornet Special	1:49.349	4	74.04mph	119.15kph	

Weather/Track - Cloudy/Dry

These results are provisional until the conclusion of any judicial and technical matters.

Silverstone Inter  
Circuit Length = 2.2490 miles.  
Start: 16:01 End: 16:18

Clerk of Course:	Stewards:	Timekeeper:
------------------	-----------	-------------

# Kimber Trophy For MMM Register Cars

## LAP CHART

Lap 1			Lap 2			Lap 3			Lap 4			Lap 5		
No	Behind	Laptime	No	Behind	Laptime	No	Behind	Laptime	No	Behind	Laptime	No	Behind	Laptime
9		1:59.558	9		1:50.864	81		1:49.797	81		1:49.349	81		1:51.021
81	1.701	2:01.259	81	0.249	1:49.412	9	0.356	1:50.402	9	1.869	1:50.862	10	1 LAP	2:14.847
19	11.038	2:10.596	23	15.279	1:54.821	23	18.719	1:53.486	23	22.217	1:52.847	17	1 LAP	2:15.988
23	11.322	2:10.880	19	21.302	2:01.128	19	31.681	2:00.425	19	42.791	2:00.459	11	1 LAP	2:15.882
15	15.306	2:14.864	15	28.452	2:04.010	15	43.776	2:05.370	15	57.911	2:03.484	9	5.001	1:54.153
18	17.380	2:16.938	18	31.288	2:04.772	22	45.427	2:02.838	22	58.845	2:02.767	16	1 LAP	2:22.232
5	18.152	2:17.710	22	32.635	2:05.081	18	47.297	2:06.055	18	1:01.827	2:03.879	23	24.883	1:53.687
22	18.418	2:17.976	5	34.226	2:06.938	5	49.961	2:05.781	5	1:06.067	2:05.455	2	1 LAP	2:22.942
4	20.244	2:19.802	4	34.506	2:05.126	4	51.620	2:07.160	4	1:06.744	2:04.473	3	1 LAP	2:21.971
6	22.339	2:21.897	6	41.275	2:09.800	6	1:02.465	2:11.236	6	1:22.846	2:09.730	1	1 LAP	2:21.618
24	25.124	2:24.682	24	45.638	2:11.378	24	1:04.213	2:08.621	24	1:23.279	2:08.415	19	52.217	2:00.447
7	27.032	2:26.590	7	48.922	2:12.754	7	1:12.215	2:13.339	7	1:35.504	2:12.638	15	1:08.561	2:01.671
12	29.655	2:29.213	12	54.547	2:15.756	12	1:20.198	2:15.697	12	1:46.716	2:15.867	22	1:10.443	2:02.619
8	31.055	2:30.613	8	56.397	2:16.206	14	1:23.543	2:16.021	14	1:47.258	2:13.064	18	1:15.989	2:05.183
14	31.568	2:31.126	14	57.568	2:16.864	8	1:23.675	2:17.324	8	1:50.876	2:16.550	4	1:20.781	2:05.058
17	33.659	2:33.217	17	59.808	2:17.013	10	1:27.732	2:15.850				5	1:20.901	2:05.855
11	34.556	2:34.114	11	1:01.398	2:17.706	17	1:27.822	2:18.060				24	1:41.018	2:08.760
10	36.391	2:35.949	10	1:01.928	2:16.401	11	1:28.207	2:16.855				6	1:41.692	2:09.867
16	38.615	2:38.173	16	1:10.502	2:22.751	16	1:42.056	2:21.600						
2	39.780	2:39.338	2	1:12.178	2:23.262	2	1:43.241	2:21.109						
3	40.682	2:40.240	3	1:12.997	2:23.179	3	1:44.896	2:21.945						
1	41.972	2:41.530	1	1:13.646	2:22.538	1	1:46.257	2:22.657						

# Kimber Trophy For MMM Register Cars LAP CHART

(contd.)

Lap 6			Lap 7			Lap 8			Lap 9			Lap 10		
No	Behind	Laptime	No	Behind	Laptime	No	Behind	Laptime	No	Behind	Laptime	No	Behind	Laptime
81		1:51.971	81		1:52.216	81		1:51.174	81		1:51.105			
7	1 LAP	2:13.190	9	5.741	1:52.059	9	6.322	1:51.755	3	2 LAPS	2:20.326			
9	5.898	1:52.868	6	1 LAP	2:09.849	24	1 LAP	2:06.485	2	2 LAPS	2:20.998			
14	1 LAP	2:13.944	24	1 LAP	2:10.593	6	1 LAP	2:08.773	1	2 LAPS	2:20.601			
12	1 LAP	2:20.493	7	1 LAP	2:12.841	7	1 LAP	2:12.285	18	1 LAP	2:05.193			
8	1 LAP	2:17.081	14	1 LAP	2:16.496	14	1 LAP	2:15.196	9	7.202	1:51.985			
10	1 LAP	2:15.091	12	1 LAP	2:15.053	11	1 LAP	2:10.660	4	1 LAP	2:04.546			
11	1 LAP	2:13.838	11	1 LAP	2:13.764	12	1 LAP	2:14.626	5	1 LAP	2:04.602			
17	1 LAP	2:19.964	10	1 LAP	2:16.989	10	1 LAP	2:14.545	24	1 LAP	2:09.015			
16	1 LAP	2:19.188	8	1 LAP	2:19.069	19	1:15.522	1:59.383	6	1 LAP	2:08.350			
3	1 LAP	2:20.257	17	1 LAP	2:16.614	8	1 LAP	2:19.435	7	1 LAP	2:12.250			
2	1 LAP	2:21.719	19	1:07.313	2:00.062	17	1 LAP	2:22.550	19	1:25.147	2:00.730			
1	1 LAP	2:20.602	16	1 LAP	2:20.114	15	1:39.533	2:05.423	11	1 LAP	2:12.187			
19	59.467	1:59.221	3	1 LAP	2:20.260	22	1:44.460	2:04.922	14	1 LAP	2:16.523			
15	1:17.046	2:00.456	2	1 LAP	2:21.508	16	1 LAP	2:19.454	12	1 LAP	2:14.322			
22	1:20.038	2:01.566	15	1:25.284	2:00.454				10	1 LAP	2:16.510			
18	1:28.992	2:04.974	1	1 LAP	2:21.593				8	1 LAP	2:20.096			
4	1:35.489	2:06.679	22	1:30.712	2:02.890				15	1:51.975	2:03.547			
5	1:35.924	2:06.994	18	1:41.912	2:05.136				22	1:58.048	2:04.693			
			4	1:48.668	2:05.395				17	1 LAP	2:24.567			
			5	1:49.242	2:05.534				16	1 LAP	2:18.706			

# MGCC 75 KM Pit Stop Two Drivers

## QUALIFYING - Race 8

POS	NO	CL	NAME	NAT	ENTRY	TIME	LAPS	GAP	MPH
1	11	C	PERRY/IVEY		MG Midget	1:36.314	12		84.06
2	95	A	HALFORD/BEER		MGB GT V8	1:36.409	13	0.095	83.98
3	29	A	STAINES/GRIFFITHS		MG Midget	1:38.208	10	1.894	82.44
4	75	A	HALL/BEER		MGB	1:38.220	12	1.906	82.43
5	51	A	OLDAKER/LEGGATE		MG ZR	1:38.706	10	2.392	82.02
6	88	A	PETERS/HEWITT		MG ZR	1:41.274	10	4.960	79.94
7	98	A	WOOD/HUMPHREY		MG ZR	1:41.467	12	5.153	79.79
8	1	C	PETERS/HEWITT		MG Midget	1:41.515	11	5.201	79.75
9	67	B	YOUNG/BURNSIDE		MGC GT	1:41.953	12	5.639	79.41
10	71	A	DAY/PHIPPS		BMW M3	1:42.179	11	5.865	79.23
11	47	B	JOHNSON/SMITH		MGC GT	1:42.237	11	5.923	79.19
12	16	B	PLANT/PATERSON		Morgan + 8	1:42.672	12	6.358	78.85
13	82	B	RILEY/SIDERY-SMITH		MGB	1:43.495	10	7.181	78.23
14	30	A	HULETT/HENDERSON		AH Sprite	1:43.725	12	7.411	78.05
15	77	B	WATTS/DUBSKY		Jaguar D Type Rep	1:44.145	11	7.831	77.74
16	60	B	McCAFFREY/MITTON		Jaguar E Type	1:44.171	10	7.857	77.72
17	14	C	COTTINGHAM/COTTINGHA		MGB	1:44.632	11	8.318	77.38
18	37	B	HOLMES/BULL		MGB GT V8	1:44.745	11	8.431	77.29
19	39	B	GODDARD/GODDARD		Morgan + 8	1:44.746	11	8.432	77.29
20	2	A	KITSON/JOSS		Rover Metro Gti	1:45.178	11	8.864	76.97
21	48	B	BREEDON/PARRINGTON		MGB GT V8	1:45.288	11	8.974	76.89
22	94	B	FLEMING/GATE		Jaguar D Type Rep	1:45.438	11	9.124	76.78
23	85	C	CAMPBELL/DEAR		Rover metro Gti	1:48.758	11	12.444	74.44
24	6	C	PAGE/LISTER		AH Sprite	1:49.057	11	12.743	74.24
25	21	A	CLARK/HORNE		Mini 7	1:49.196	10	12.882	74.14
26	76	C	RIGG/FARQUHAR-RIGG		MGF	1:49.596	10	13.282	73.87
27	61	A	HILL/HALL		MGB GT V8	1:49.976	11	13.662	73.62
28	9	C	EDNEY/EDNEY		MGB	1:50.176	11	13.862	73.48
29	54	C	SMITH/SMITH		MG Midget	1:50.476	11	14.162	73.28
30	15	C	WATT/COAD		MGB GT V8	1:51.337	9	15.023	72.72
31	23	C	RAYMENT/RAYMENT		MGB	1:51.407	10	15.093	72.67
32	20	C	LEWIS/LEWIS		MGB	1:51.518	10	15.204	72.60
33	57	C	EALES/SMAIL		MGB GT	1:52.513	10	16.199	71.96
34	3	C	MUIR/WHEELER		MGB	1:52.802	10	16.488	71.77
35	25	C	PATCHETT/BISHOP		MGB	1:53.294	11	16.980	71.46
36	17	C	HOWE/HOWE		MG Metro	1:53.324	11	17.010	71.44
37	27	C	AGAR/PARKER		Rover Gti	1:53.458	10	17.144	71.36
38	5	C	TOES/TOES		MG Midget	1:53.513	10	17.199	71.32
39	19	C	WHEELER/OKINES		MGB	1:54.088	11	17.774	70.96
40	50	C	SMETHURST/WREGHITT		MGB	2:01.236	10	24.922	66.78

**CAR 85 PLEASE FIT SIDE NUMBERS**

**Weather/Track - Sunny/Dry**

**These results are provisional until the conclusion of any judicial and technical matters.**

Silverstone Inter

Circuit Length = 2.2490 miles.

Start: 11:30 End: 11:50

Clerk of Course:	Stewards:	Timekeeper:
------------------	-----------	-------------

## MGCC 75 KM Pit Stop Two Drivers LAP ANALYSIS

<b>1</b>	<b>PETERS/HEWITT</b>	MG Midget
1 - 9:20.158	6 - 1:43.424	11 - 1:54.708P
2 - 1:48.990	7 - 1:52.364P	
3 - 1:43.684	8 - 2:25.684	
4 - 1:43.020	9 - <b>1:41.515</b>	
5 - 1:56.892	10 - 1:43.312	
<b>2</b>	<b>KITSON/JOSS</b>	Rover Metro Gti
1 - 9:22.359	6 - 1:47.759	11 - 1:47.488
2 - 1:51.010	7 - 1:52.107	
3 - 1:45.970	8 - 1:46.546	
4 - 2:07.985P	9 - 1:45.355	
5 - 3:31.094	10 - <b>1:45.178</b>	
<b>3</b>	<b>MUIR/WHEELER</b>	MGB
1 - 9:16.109	6 - 5:21.251	
2 - 1:56.805	7 - 1:56.985	
3 - 1:54.786	8 - 1:53.445	
4 - 1:54.913	9 - 1:55.680	
5 - 1:55.426	10 - <b>1:52.802</b>	
<b>5</b>	<b>TOES/TOES</b>	MG Midget
1 - 9:37.554	6 - 3:17.972	
2 - 2:10.364	7 - 1:58.586	
3 - 1:56.053	8 - 1:54.418	
4 - 1:53.812	9 - 1:54.269	
5 - 2:08.635P	10 - <b>1:53.513</b>	
<b>6</b>	<b>PAGE/LISTER</b>	AH Sprite
1 - 9:21.936	6 - 3:17.003	11 - 2:21.537P
2 - 1:53.897	7 - 1:56.070	
3 - 1:50.199	8 - 1:54.878	
4 - <b>1:49.057</b>	9 - 1:54.247	
5 - 2:11.382P	10 - 1:57.068	
<b>9</b>	<b>EDNEY/EDNEY</b>	MGB
1 - 9:32.378	6 - 1:52.114	11 - 1:50.812
2 - 2:01.882	7 - 2:06.564P	
3 - <b>1:50.176</b>	8 - 2:53.310	
4 - 1:51.710	9 - 1:50.658	
5 - 1:51.835	10 - 1:50.841	
<b>11</b>	<b>PERRY/IVEY</b>	MG Midget
1 - 9:18.959	6 - 2:53.363	11 - 1:38.025
2 - 1:47.075	7 - 1:40.367	12 - <b>1:36.314</b>
3 - 1:39.612	8 - 1:37.932	
4 - 1:37.681	9 - 1:38.784	
5 - 1:54.194P	10 - 1:38.575	



# MGCC 75 KM Pit Stop Two Drivers LAP ANALYSIS

(contd.)

<b>14</b>	<b>COTTINGHAM/COTTINGHA</b>	MGB
1 - 9:13.276	6 - 3:25.749	11 - <b>1:44.632</b>
2 - 1:51.691	7 - 1:46.140	
3 - 1:47.862	8 - 1:46.494	
4 - 1:45.389	9 - 1:44.915	
5 - 2:06.902P	10 - 1:44.778	
<b>15</b>	<b>WATT/COAD</b>	MGB GT V8
1 - 9:33.626	6 - 1:52.836	
2 - 2:12.909	7 - <b>1:51.337</b>	
3 - 2:05.271	8 - 1:52.053	
4 - 2:02.743	9 - 1:51.880	
5 - 5:13.429		
<b>16</b>	<b>PLANT/PATERSON</b>	Morgan + 8
1 - 9:08.524	6 - 1:42.785	11 - <b>1:42.672</b>
2 - 1:49.675	7 - 1:58.505P	12 - 1:43.349
3 - 1:44.408	8 - 2:43.307	
4 - 1:45.483	9 - 1:44.701	
5 - 1:42.989	10 - 1:42.798	
<b>17</b>	<b>HOWE/HOWE</b>	MG Metro
1 - 9:15.908	6 - 2:09.635P	11 - <b>1:53.324</b>
2 - 2:01.011	7 - 2:40.078	
3 - 1:57.923	8 - 1:53.541	
4 - 1:53.910	9 - 1:53.504	
5 - 1:56.229	10 - 1:53.584	
<b>19</b>	<b>WHEELER/OKINES</b>	MGB
1 - 9:18.853	6 - 1:54.402	11 - 2:00.246
2 - 1:55.747	7 - 2:05.550P	
3 - 1:56.367	8 - 3:16.009	
4 - <b>1:54.088</b>	9 - 2:01.844	
5 - 1:54.715	10 - 2:01.683	
<b>20</b>	<b>LEWIS/LEWIS</b>	MGB
1 - 9:44.487	6 - 3:56.835	
2 - 2:10.556	7 - 1:56.781	
3 - 1:52.164	8 - 1:56.640	
4 - <b>1:51.518</b>	9 - 1:55.724	
5 - 2:05.516P	10 - 1:58.308	
<b>21</b>	<b>CLARK/HORNE</b>	Mini 7
1 - 9:36.750	6 - <b>1:49.196</b>	
2 - 1:52.688	7 - 1:50.874	
3 - 1:50.164	8 - 1:49.613	
4 - 1:54.174	9 - 2:01.546P	
5 - 1:49.976	10 - 4:04.914	

## MGCC 75 KM Pit Stop Two Drivers LAP ANALYSIS

(contd.)

<b>23</b>	<b>RAYMENT/RAYMENT</b>	MGB
1 - 9:25.889	6 - 2:06.969P	
2 - 1:54.626	7 - 3:33.791	
3 - 1:52.526	8 - 2:07.745	
4 - 1:51.502	9 - 2:12.911	
5 - <b>1:51.407</b>	10 - 2:08.280	
<b>25</b>	<b>PATCHETT/BISHOP</b>	MGB
1 - 9:31.828	6 - 2:48.367	11 - <b>1:53.294</b>
2 - 2:04.539	7 - 1:54.455	
3 - 1:55.243	8 - 1:57.446	
4 - 1:54.924	9 - 1:56.326	
5 - 2:14.708P	10 - 1:54.307	
<b>27</b>	<b>AGAR/PARKER</b>	Rover Gti
1 - 9:27.732	6 - 2:10.386P	
2 - 2:06.665	7 - 3:09.323	
3 - 2:03.861	8 - 1:56.907	
4 - 2:01.336	9 - <b>1:53.458</b>	
5 - 1:59.612	10 - 1:53.769	
<b>29</b>	<b>STAINES/GRIFFITHS</b>	MG Midget
1 - 9:17.527	6 - 4:33.553	
2 - 1:51.065	7 - <b>1:38.208</b>	
3 - 1:43.736	8 - 1:44.499	
4 - 1:43.085	9 - 1:39.605	
5 - 2:01.415P	10 - 1:38.656	
<b>30</b>	<b>HULETT/HENDERSON</b>	AH Sprite
1 - 9:22.319	6 - 1:51.613P	11 - <b>1:43.725</b>
2 - 1:54.422	7 - 2:53.751	12 - 1:45.149
3 - 1:46.533	8 - 1:45.355	
4 - 1:45.491	9 - 1:44.984	
5 - 1:45.254	10 - 1:44.800	
<b>37</b>	<b>HOLMES/BULL</b>	MGB GT V8
1 - 9:43.083	6 - <b>1:44.745</b>	11 - 1:58.500
2 - 1:56.971	7 - 2:00.308P	
3 - 1:55.950	8 - 3:33.745	
4 - 1:47.166	9 - 1:53.194	
5 - 1:47.983	10 - 1:51.234	
<b>39</b>	<b>GODDARD/GODDARD</b>	Morgan + 8
1 - 9:10.509	6 - 3:17.091	11 - 1:46.682
2 - 1:57.155	7 - 1:46.611	
3 - 1:50.610	8 - 1:46.092	
4 - 1:53.182	9 - 1:45.087	
5 - 2:32.767P	10 - <b>1:44.746</b>	

## MGCC 75 KM Pit Stop Two Drivers LAP ANALYSIS

(contd.)

<b>47</b>	<b>JOHNSON/SMITH</b>	MGC GT
1 - 9:11.811	6 - 1:56.736P	11 - 2:03.888P
2 - 1:49.733	7 - 2:19.794	
3 - 1:45.142	8 - <b>1:42.237</b>	
4 - 1:44.884	9 - 1:42.821	
5 - 2:04.825	10 - 1:43.022	
<b>48</b>	<b>BREEDON/PARRINGTON</b>	MGB GT V8
1 - 9:41.504	6 - 1:48.741	11 - 1:46.007
2 - 1:56.782	7 - 2:09.053P	
3 - 1:55.771	8 - 2:50.498	
4 - 1:52.969	9 - <b>1:45.288</b>	
5 - 1:50.365	10 - 1:46.756	
<b>50</b>	<b>SMETHURST/WREGHITT</b>	MGB
1 - 9:34.109	6 - 2:02.536	
2 - 2:15.585	7 - 2:02.590	
3 - 2:03.724	8 - <b>2:01.236</b>	
4 - 2:03.084	9 - 2:20.684P	
5 - 2:01.633	10 - 3:02.942	
<b>51</b>	<b>OLDAKER/LEGGATE</b>	MG ZR
1 - 9:48.059P	6 - 1:40.220	
2 - 2:31.901	7 - 1:54.797P	
3 - 1:38.950	8 - 4:49.164	
4 - <b>1:38.706</b>	9 - 1:47.063	
5 - 1:41.401	10 - 1:49.432	
<b>54</b>	<b>SMITH/SMITH</b>	MG Midget
1 - 9:21.678	6 - 2:11.120P	11 - <b>1:50.476</b>
2 - 1:55.860	7 - 2:51.212	
3 - 1:51.668	8 - 1:51.633	
4 - 1:52.371	9 - 1:51.298	
5 - 1:55.187	10 - 1:50.623	
<b>57</b>	<b>EALES/SMAIL</b>	MGB GT
1 - 9:27.946	6 - <b>1:52.513</b>	
2 - 1:58.418	7 - 2:08.061P	
3 - 1:53.688	8 - 3:13.630	
4 - 1:57.902	9 - 2:11.536	
5 - 1:53.807	10 - 2:32.273P	
<b>60</b>	<b>McCAFFREY/MITTON</b>	Jaguar E Type
1 - 9:23.002	6 - 1:58.938P	
2 - 1:52.865	7 - 3:00.093	
3 - <b>1:44.171</b>	8 - 1:49.195	
4 - 1:46.503	9 - 1:50.401	
5 - 1:45.608	10 - 2:05.822P	

# MGCC 75 KM Pit Stop Two Drivers LAP ANALYSIS

(contd.)

<b>61</b>	<b>HILL/HALL</b>	MGB GT V8
1 - 9:33.566	6 - 2:05.296P	11 - 1:50.089
2 - 1:54.927	7 - 3:05.818	
3 - 1:52.011	8 - 1:51.026	
4 - 1:54.844	9 - 1:51.498	
5 - 1:52.245	10 - <b>1:49.976</b>	
<b>67</b>	<b>YOUNG/BURNSIDE</b>	MGC GT
1 - 9:13.549	6 - 3:00.465	11 - 1:42.261
2 - 1:51.548	7 - <b>1:41.953</b>	12 - 1:43.185
3 - 1:45.680	8 - 1:42.436	
4 - 1:42.682	9 - 1:42.743	
5 - 1:57.175P	10 - 1:42.208	
<b>71</b>	<b>DAY/PHIPPS</b>	BMW M3
1 - 9:25.322	6 - 1:43.636	11 - 1:44.015
2 - 1:51.657	7 - 1:55.809P	
3 - 1:45.769	8 - 3:10.017	
4 - 1:46.118	9 - 1:42.860	
5 - 1:44.182	10 - <b>1:42.179</b>	
<b>75</b>	<b>HALL/BEER</b>	MGB
1 - 9:32.810	6 - 1:38.798	11 - 2:29.492
2 - 1:47.838	7 - 1:41.824	12 - 1:43.664
3 - 1:42.799	8 - 1:40.742	
4 - 1:41.314	9 - <b>1:38.220</b>	
5 - 1:40.895	10 - 1:57.703P	
<b>76</b>	<b>RIGG/FARQUHAR-RIGG</b>	MGF
1 - 9:36.050	6 - <b>1:49.596</b>	
2 - 2:01.063	7 - 2:08.824P	
3 - 1:55.665	8 - 3:25.449	
4 - 1:54.056	9 - 2:24.276	
5 - 1:51.919	10 - 2:21.370	
<b>77</b>	<b>WATTS/DUBSKY</b>	Jaguar D Type Rep
1 - 9:05.384	6 - 3:34.901	11 - 2:33.422P
2 - 1:47.831	7 - 1:53.710	
3 - 1:44.650	8 - 1:51.299	
4 - <b>1:44.145</b>	9 - 1:50.754	
5 - 2:03.148P	10 - 1:50.875	
<b>82</b>	<b>RILEY/SIDERY-SMITH</b>	MGB
1 - 9:37.962	6 - 4:14.427	
2 - 1:59.928	7 - 1:46.331	
3 - 1:59.030	8 - 1:45.320	
4 - 1:52.972	9 - <b>1:43.495</b>	
5 - 2:09.039P	10 - 2:16.922P	

# MGCC 75 KM Pit Stop Two Drivers LAP ANALYSIS

(contd.)

<b>85</b>	<b>CAMPBELL/DEAR</b>	Rover metro Gti
1 - 9:08.251	6 - 2:03.961P	11 - <b>1:48.758</b>
2 - 1:55.326	7 - 3:02.968	
3 - 1:49.463	8 - 1:50.019	
4 - 1:49.260	9 - 1:49.545	
5 - 1:49.219	10 - 1:48.838	
<b>88</b>	<b>PETERS/HEWITT</b>	MG ZR
1 - 9:16.419	6 - 2:48.491	
2 - 1:46.666	7 - 1:42.016	
3 - 1:42.849	8 - <b>1:41.274</b>	
4 - 1:44.752	9 - 1:43.865	
5 - 1:59.665P	10 - 2:16.958P	
<b>94</b>	<b>FLEMING/GATE</b>	Jaguar D Type Rep
1 - 9:41.895	6 - <b>1:45.438</b>	11 - 1:45.902
2 - 1:56.782	7 - 2:01.654P	
3 - 1:51.934	8 - 3:32.060	
4 - 1:46.275	9 - 1:49.652	
5 - 1:46.973	10 - 1:48.202	
<b>95</b>	<b>HALFORD/BEER</b>	MGB GT V8
1 - 9:34.443	6 - 1:37.154	11 - 1:37.703
2 - 1:46.473	7 - <b>1:36.409</b>	12 - 1:46.658P
3 - 1:42.739	8 - 1:36.987	13 - 2:28.171
4 - 1:38.284	9 - 1:36.491	
5 - 1:37.435	10 - 1:37.126	
<b>98</b>	<b>WOOD/HUMPHREY</b>	MG ZR
1 - 9:10.574	6 - 2:58.922	11 - 1:45.719
2 - 1:49.497	7 - 1:50.329	12 - 1:47.798
3 - 1:43.253	8 - 1:49.705	
4 - <b>1:41.467</b>	9 - 1:46.197	
5 - 1:54.396P	10 - 1:46.854	

# MGCC 75 KM Pit Stop Two Drivers

## GRID - Race 8

ROW 20	1:54.088	19	WHEELER/OKINES	2:01.236	50	SMETHURST/WREGHITT
ROW 19	1:53.458	27	AGAR/PARKER	1:53.513	5	TOES/TOES
ROW 18	1:53.294	25	PATCHETT/BISHOP	1:53.324	17	HOWE/HOWE
ROW 17	1:52.513	57	EALDES/SMAIL	1:52.802	3	MUIR/WHEELER
ROW 16	1:51.407	23	RAYMENT/RAYMENT	1:51.518	20	LEWIS/LEWIS
ROW 15	1:50.476	54	SMITH/SMITH	1:51.337	15	WATT/COAD
ROW 14	1:49.976	61	HILL/HALL	1:50.176	9	EDNEY/EDNEY
ROW 13	1:49.196	21	CLARK/HORNE	1:49.596	76	RIGG/FARQUHAR-RIGG
ROW 12	1:48.758	85	CAMPBELL/DEAR	1:49.057	6	PAGE/LISTER
ROW 11	1:45.288	48	BREEDON/PARRINGTON	1:45.438	94	FLEMING/GATE
ROW 10	1:44.746	39	GODDARD/GODDARD	1:45.178	2	KITSON/JOSS
ROW 9	1:44.632	14	COTTINGHAM/COTTINGHA	1:44.745	37	HOLMES/BULL
ROW 8	1:44.145	77	WATTS/DUBSKY	1:44.171	60	McCAFFREY/MITTON
ROW 7	1:43.495	82	RILEY/SIDERY-SMITH	1:43.725	30	HULETT/HENDERSON
ROW 6	1:42.237	47	JOHNSON/SMITH	1:42.672	16	PLANT/PATERSON
ROW 5	1:41.953	67	YOUNG/BURNSIDE	1:42.179	71	DAY/PHIPPS
ROW 4	1:41.467	98	WOOD/HUMPHREY	1:41.515	1	PETERS/HEWITT
ROW 3	1:38.706	51	OLDAKER/LEGGATE	1:41.274	88	PETERS/HEWITT
ROW 2	1:38.208	29	STAINES/GRIFFITHS	1:38.220	75	HALL/BEER
ROW 1	1:36.314	11	PERRY/IVEY	1:36.409	95	HALFORD/BEER

**POLE**

**CAR 85 PLEASE FIT SIDE NUMBERS**

**Weather/Track - Sunny/Dry**

**These results are provisional until the conclusion of any judicial and technical matters.**

Silverstone Inter

Circuit Length = 2.2490 miles.

Start: 11:30 End: 11:50

Clerk of Course:	Stewards:	Timekeeper:
------------------	-----------	-------------

# MGCC 75 KM Pit Stop Two Drivers

## RACE RESULT - Race 8

POS	NO	CL	NAME	NAT	ENTRY	TIME	LAPS	GAP	MPH	BEST
1	11	C	PERRY/IVEY		MG Midget	35:42.873	21		79.42	1:36.467
2	75	A	HALL/BEER		MGB	36:29.998	21	47.125	77.71	1:38.385
3	29	A	STAINES/GRIFFITHS		MG Midget	36:34.545	21	51.672	77.55	1:37.267
4	88	A	PETERS/HEWITT		MG ZR	36:38.120	21	55.247	77.43	1:40.376
5	51	A	OLDAKER/LEGGATE		MG ZR	36:44.076	21	1:01.203	77.22	1:39.518
6	1	C	PETERS/HEWITT		MG Midget	37:05.816	21	1:22.943	76.46	1:40.552
7	71	A	DAY/PHIPPS		BMW M3	37:10.081	21	1:27.208	76.32	1:39.611
8	47	B	JOHNSON/SMITH		MGC GT	35:45.114	20	1 LAP	75.56	1:42.766
9	98	A	WOOD/HUMPHREY		MG ZR	35:49.988	20	1 LAP	75.39	1:40.392
10	16	B	PLANT/PATERSON		Morgan + 8	35:50.724	20	1 LAP	75.37	1:42.127
11	67	B	YOUNG/BURNSIDE		MGC GT	36:04.822	20	1 LAP	74.88	1:41.112
12	94	B	FLEMING/GATE		Jaguar D Type Rep	37:07.657	20	1 LAP	72.76	1:41.639
13	48	B	BREEDON/PARRINGTON		MGB GT V8	37:17.910	20	1 LAP	72.43	1:43.672
14	2	A	KITSON/JOSS		Rover Metro Gti	35:54.357	19	2 LAPS	71.48	1:45.854
15	39	B	GODDARD/GODDARD		Morgan + 8	36:14.968	19	2 LAPS	70.80	1:45.081
16	9	C	EDNEY/EDNEY		MGB	36:22.302	19	2 LAPS	70.57	1:48.335
17	21	C	CLARK/HORNE		Mini 7	36:51.345	19	2 LAPS	69.64	1:50.079
18	61	A	HILL/HALL		MGB GT V8	37:15.430	19	2 LAPS	68.89	1:50.545
19	5	C	TOES/TOES		MG Midget	37:18.984	19	2 LAPS	68.78	1:50.202
20	82	B	RILEY/SIDERY-SMITH		MGB	37:29.263	19	2 LAPS	68.47	1:43.199
21	17	C	HOWE/HOWE		MG Metro	37:34.123	19	2 LAPS	68.32	1:51.281
22	3	C	MUIR/WHEELER		MGB	35:44.629	18	3 LAPS	68.03	1:51.769
23	27	C	AGAR/PARKER		Rover Gti	36:11.540	18	3 LAPS	67.19	1:52.601
24	20	C	LEWIS/LEWIS		MGB	36:25.106	18	3 LAPS	66.77	1:52.375
25	19	C	WHEELER/OKINES		MGB	36:33.292	18	3 LAPS	66.52	1:54.314
26	23	C	RAYMENT/RAYMENT		MGB	37:11.018	18	3 LAPS	65.40	1:49.855
27	37	B	HOLMES/BULL		MGB GT V8	37:18.053	18	3 LAPS	65.19	1:43.355
28	25	C	PATCHETT/BISHOP		MGB	35:47.920	17	4 LAPS	64.16	1:52.108
29	15	C	WATT/COAD		MGB GT V8	36:05.269	17	4 LAPS	63.64	1:50.609
30	46	C	VAN USSEL/JONES		MGA	36:11.840	17	4 LAPS	63.45	1:50.102
31	50	C	SMETHURST/WREGHITT		MGB	36:30.140	17	4 LAPS	62.92	1:56.813
32	76	C	RIGG/FARQUHAR-RIGG		MGF	36:41.313	17	4 LAPS	62.60	1:51.230
33	54	C	SMITH/SMITH		MG Midget	37:21.708	16	5 LAPS	57.86	1:52.221

### NOT CLASSIFIED

77	B	WATTS/DUBSKY	Jaguar D Type Rep	34:09.352	18	D.N.F.	71.19	1:44.324
30	A	HULETT/HENDERSON	AH Sprite	30:58.009	17	D.N.F.	74.17	1:42.923
60	B	McCAFFREY/MITTON	Jaguar E Type	26:57.814	14	D.N.F.	70.17	1:46.601
6	C	PAGE/LISTER	AH Sprite	26:46.243	13	D.N.F.	65.63	1:47.844
85	C	CAMPBELL/DEAR	Rover metro Gti	18:37.093	10	D.N.F.	72.63	1:48.175
57	C	EALES/SMAIL	MGB GT	24:38.170	10	D.N.F.	54.89	1:53.681
95	A	HALFORD/BEER	MGB GT V8	1:46.563	1	D.N.F.	77.63	1:46.563

### FASTEST LAP

11	C	PERRY/IVEY	MG Midget	1:36.467	3	83.92mph	135.07kph
29	A	STAINES/GRIFFITHS	MG Midget	1:37.267	10	83.23mph	133.96kph
67	B	YOUNG/BURNSIDE	MGC GT	1:41.112	8	80.07mph	128.86kph

Silverstone Inter  
Circuit Length = 2.2490 miles.  
Start: 16:31 End: 17:07

Weather/Track - Cloudy/Dry

These results are provisional until the conclusion of any judicial and technical matters.

Clerk of Course:	Stewards:	Timekeeper:
------------------	-----------	-------------

# MGCC 75 KM Pit Stop Two Drivers LAP CHART

Lap 1			Lap 2			Lap 3			Lap 4			Lap 5		
No	Behind	Laptime	No	Behind	Laptime	No	Behind	Laptime	No	Behind	Laptime	No	Behind	Laptime
29		1:46.010	29		1:38.190	11		1:36.467	11		1:37.436	11		1:37.688
95	0.553	1:46.563	11	0.799	1:38.332	29	0.300	1:37.566	29	0.290	1:37.426	29	0.048	1:37.446
11	0.657	1:46.667	75	7.139	1:41.363	75	9.708	1:39.835	75	11.462	1:39.190	57	1 LAP	2:11.713P
75	3.966	1:49.976	51	8.987	1:41.563	51	12.892	1:41.171	51	16.575	1:41.119	75	13.343	1:39.569
51	5.614	1:51.624	88	10.866	1:41.566	88	15.131	1:41.531	88	18.485	1:40.790	51	20.415	1:41.528
1	6.824	1:52.834	1	12.227	1:43.593	1	16.513	1:41.552	1	19.629	1:40.552	88	21.173	1:40.376
88	7.490	1:53.500	71	15.717	1:42.632	71	19.993	1:41.542	71	23.092	1:40.535	1	23.662	1:41.721
98	9.379	1:55.389	98	16.771	1:45.582	98	23.913	1:44.408	98	29.932	1:43.455	71	25.265	1:39.861
67	10.948	1:56.958	67	18.118	1:45.360	47	25.059	1:43.568	47	30.818	1:43.195	23	1 LAP	2:08.886
71	11.275	1:57.285	47	18.757	1:44.865	16	25.164	1:43.052	16	30.953	1:43.225	46	1 LAP	2:08.939
47	12.082	1:58.092	37	19.252	1:44.985	67	27.529	1:46.677	37	34.042	1:43.394	98	35.937	1:43.693
37	12.457	1:58.467	16	19.378	1:44.702	37	28.084	1:46.098	67	34.567	1:44.474	16	36.131	1:42.866
16	12.866	1:58.876	77	20.828	1:45.038	94	28.814	1:45.063	94	34.789	1:43.411	47	36.793	1:43.663
77	13.980	1:59.990	94	21.017	1:43.837	77	30.337	1:46.775	30	37.503	1:43.773	37	39.709	1:43.355
94	15.370	2:01.380	30	24.199	1:45.278	30	31.166	1:44.233	77	38.647	1:45.746	94	39.824	1:42.723
60	16.292	2:02.302	60	25.352	1:47.250	48	35.293	1:46.763	82	43.126	1:44.416	30	42.738	1:42.923
30	17.111	2:03.121	48	25.796	1:46.594	82	36.146	1:47.135	48	43.949	1:46.092	77	45.283	1:44.324
48	17.392	2:03.402	82	26.277	1:46.700	60	36.566	1:48.480	60	48.454	1:49.324	67	48.888	1:52.009P
82	17.767	2:03.777	2	27.421	1:47.559	2	36.798	1:46.643	2	51.247	1:51.885	82	49.303	1:43.865
2	18.052	2:04.062	6	30.105	1:48.792	6	42.554	1:49.715	6	55.085	1:49.967	48	51.006	1:44.745
6	19.503	2:05.513	85	32.405	1:50.600	85	44.428	1:49.289	85	57.082	1:50.090	2	1:02.925	1:49.366
85	19.995	2:06.005	9	34.538	1:49.033	9	46.032	1:48.760	9	57.218	1:48.622	6	1:06.771	1:49.374
54	21.694	2:07.704	54	35.949	1:52.445	54	52.082	1:53.399	15	1:07.546	1:50.932	9	1:09.495	1:49.965
9	23.695	2:09.705	61	38.324	1:52.544	15	54.050	1:52.134	54	1:07.785	1:53.139	85	1:09.547	1:50.153
76	23.948	2:09.958	15	39.182	1:50.609	61	54.996	1:53.938	61	1:09.471	1:51.911	60	1:11.756	2:00.990P
61	23.970	2:09.980	21	39.312	1:52.802	21	55.816	1:53.770	21	1:10.377	1:51.997	15	1:21.998	1:52.140
21	24.700	2:10.710	76	40.453	1:54.695	76	56.297	1:53.110	76	1:10.620	1:51.759	54	1:23.258	1:53.161
57	26.584	2:12.594	57	42.075	1:53.681	20	1:00.196	1:54.878	5	1:14.761	1:51.326	61	1:23.746	1:51.963
15	26.763	2:12.773	20	42.584	1:53.730	5	1:00.871	1:53.853	39	1:15.722	1:52.002	21	1:25.049	1:52.360
20	27.044	2:13.054	39	44.158	1:54.681	39	1:01.156	1:54.264	20	1:17.580	1:54.820	76	1:25.197	1:52.265
39	27.667	2:13.677	5	44.284	1:53.106	25	1:02.308	1:53.700	25	1:18.178	1:53.306	5	1:27.511	1:50.438
5	29.368	2:15.378	25	45.874	1:54.285	17	1:03.329	1:54.077	17	1:20.967	1:55.074	39	1:28.306	1:50.272
25	29.779	2:15.789	17	46.518	1:53.683	3	1:04.162	1:54.369	3	1:21.021	1:54.295	20	1:32.267	1:52.375
3	30.581	2:16.591	3	47.059	1:54.668	57	1:09.197	2:04.388	27	1:31.851	1:57.756	25	1:32.598	1:52.108
17	31.025	2:17.035	27	50.920	1:58.064	27	1:11.531	1:57.877	19	1:33.322	1:57.698	17	1:36.947	1:53.668
27	31.046	2:17.056	50	52.666	1:57.512	50	1:12.213	1:56.813	50	1:35.372	2:00.595	3	1:38.150	1:54.817
19	33.166	2:19.176	19	53.332	1:58.356	19	1:13.060	1:56.994						
50	33.344	2:19.354	46	1:04.993	2:06.073	23	1:35.712	2:07.119						
46	37.110	2:23.120	23	1:05.859	2:06.008	46	1:36.051	2:08.324						
23	38.041	2:24.051												



# MGCC 75 KM Pit Stop Two Drivers LAP CHART

(contd.)

Lap 6			Lap 7			Lap 8			Lap 9			Lap 10		
No	Behind	Laptime	No	Behind	Laptime	No	Behind	Laptime	No	Behind	Laptime	No	Behind	Laptime
29		1:38.236	29		1:38.879	29		1:37.820	29		1:38.471	29		1:37.267
11	1.587	1:39.871	5	1 LAP	1:50.202	11	0.703	1:37.646	11	1.405	1:39.173	11	10.494	1:46.356P
75	14.458	1:39.399	11	0.877	1:38.169	46	2 LAPS	2:20.414P	6	1 LAP	1:51.268	5	2 LAPS	3:01.936
27	1 LAP	2:00.781	76	1 LAP	1:53.536	15	1 LAP	1:51.570	2	1 LAP	1:55.917P	6	1 LAP	1:47.844
19	1 LAP	2:04.683	25	1 LAP	1:52.920	61	1 LAP	1:50.545	85	1 LAP	1:51.068	39	2 LAPS	1:46.457
51	22.787	1:40.656	20	1 LAP	1:55.269	21	1 LAP	1:51.588	9	1 LAP	1:51.021	9	1 LAP	1:50.700
88	23.391	1:40.502	17	1 LAP	1:52.773	54	1 LAP	1:53.059	39	2 LAPS	3:07.434	85	1 LAP	1:51.450
1	26.516	1:41.138	75	13.964	1:38.385	76	1 LAP	1:51.230	50	2 LAPS	2:00.228	67	1 LAP	1:42.841
71	26.748	1:39.767	3	1 LAP	1:54.108	75	17.781	1:41.637	23	2 LAPS	2:03.957	75	33.717	1:49.190P
50	1 LAP	2:09.110P	39	1 LAP	2:05.426P	67	1 LAP	1:41.932	75	21.794	1:42.484	50	2 LAPS	1:57.950
47	42.777	1:44.268	67	1 LAP	2:48.172	5	1 LAP	2:02.635P	15	1 LAP	1:50.966	51	34.240	1:42.223
16	42.943	1:45.096	51	24.759	1:40.851	20	1 LAP	1:53.794	57	2 LAPS	2:23.936P	61	1 LAP	1:52.186
98	43.895	1:46.242	1	30.162	1:42.525	51	27.272	1:40.333	61	1 LAP	1:50.870	21	1 LAP	1:51.746
94	45.852	1:44.312	88	31.538	1:47.026P	17	1 LAP	1:53.150	21	1 LAP	1:51.925	27	2 LAPS	2:50.124
37	46.056	1:44.631	27	1 LAP	1:59.508	3	1 LAP	1:53.799	67	1 LAP	1:41.112	1	43.401	1:42.957
30	48.661	1:44.207	71	38.294	1:50.425	25	1 LAP	2:04.506P	54	1 LAP	1:53.350	76	1 LAP	1:51.438
77	51.522	1:44.523	19	1 LAP	1:59.194	1	34.173	1:41.831	51	29.284	1:40.483	23	2 LAPS	2:04.570
57	1 LAP	2:25.052	16	47.542	1:43.478	71	42.344	1:41.870	76	1 LAP	1:53.383	54	1 LAP	1:53.316
82	55.275	1:44.256	47	48.743	1:44.845	16	51.849	1:42.127	1	37.711	1:42.009	71	46.647	1:39.611
48	56.394	1:43.672	98	49.869	1:44.853	47	54.185	1:43.262	17	1 LAP	1:51.849	19	2 LAPS	2:49.432
46	1 LAP	2:07.429	94	50.482	1:43.509	94	54.301	1:41.639	71	44.303	1:40.430	15	1 LAP	2:04.211P
23	1 LAP	2:09.059	37	51.379	1:44.202	98	58.009	1:45.960	20	1 LAP	2:05.764P	46	3 LAPS	4:09.275
2	1:14.478	1:49.837	30	53.454	1:43.672	30	1:00.315	1:44.681	3	1 LAP	2:03.392P	17	1 LAP	1:52.685
6	1:17.649	1:49.162	77	57.933	1:45.290	77	1:05.637	1:45.524	94	58.508	1:42.678	47	1:05.069	1:43.198
85	1:20.947	1:49.684	82	1:00.631	1:44.235	82	1:06.010	1:43.199	47	59.138	1:43.424	30	1:11.621	1:43.410
9	1:21.005	1:49.794	48	1:01.828	1:44.313	27	1 LAP	2:09.298P	30	1:05.478	1:43.634	94	1:15.242	1:54.001P
15	1:35.309	1:51.595	60	1 LAP	3:07.943	48	1:08.579	1:44.571	16	1:08.814	1:55.436P	37	1 LAP	3:27.839
61	1:36.985	1:51.523	57	1 LAP	2:02.737	37	1:10.495	1:56.936P	82	1:13.244	1:45.705	82	1:23.098	1:47.121
54	1:37.868	1:52.894	2	1:27.096	1:51.497	60	1 LAP	1:46.601	48	1:15.408	1:45.300	48	1:23.443	1:45.302
21	1:38.176	1:51.411	6	1:27.553	1:48.783	19	1 LAP	2:08.705P	98	1:17.079	1:57.541P	2	1 LAP	2:58.237
			50	1 LAP	2:39.222	88	1:24.668	2:30.950	60	1 LAP	1:48.673	88	1:31.540	1:42.111
			23	1 LAP	2:07.898				77	1:23.817	1:56.651P	60	1 LAP	1:48.109
			85	1:32.647	1:50.579				88	1:26.696	1:40.499	25	2 LAPS	4:29.800
			9	1:32.866	1:50.740									

# MGCC 75 KM Pit Stop Two Drivers LAP CHART

(contd.)

Lap 11			Lap 12			Lap 13			Lap 14			Lap 15		
No	Behind	Laptime	No	Behind	Laptime	No	Behind	Laptime	No	Behind	Laptime	No	Behind	Laptime
29		1:54.945P	1		1:41.900	1		1:41.612	1		1:41.995	1		1:51.090P
39	2 LAPS	1:46.544	9	1 LAP	2:00.852P	6	2 LAPS	3:37.713	98	1 LAP	1:41.345	11	2.551	1:37.938
5	2 LAPS	1:53.266	3	2 LAPS	1:53.282	98	1 LAP	1:40.659	25	3 LAPS	1:55.079	25	3 LAPS	1:55.896
9	1 LAP	1:48.335	98	1 LAP	1:41.905	23	3 LAPS	2:56.325	5	2 LAPS	1:53.918	61	2 LAPS	1:51.605
85	1 LAP	1:48.175	94	1 LAP	3:07.016	57	4 LAPS	1:56.718	61	2 LAPS	1:54.540	5	2 LAPS	1:53.040
16	1 LAP	2:38.620	20	2 LAPS	1:56.225	76	2 LAPS	3:16.870	11	15.703	1:39.083	23	3 LAPS	1:49.855
67	1 LAP	1:41.303	11	22.259	1:38.628	3	2 LAPS	1:52.408	23	3 LAPS	1:52.308	75	20.407	1:44.105
6	1 LAP	2:02.244P	27	2 LAPS	1:55.010	11	18.615	1:37.968	50	3 LAPS	3:07.679	94	1 LAP	1:46.533
3	2 LAPS	2:59.745	15	2 LAPS	3:44.291	94	1 LAP	1:49.054	6	2 LAPS	2:03.860	48	1 LAP	2:52.560
51	29.416	1:50.121P	75	27.311	1:42.844	75	27.446	1:41.747	94	1 LAP	1:45.769	29	25.577	1:43.138
1	30.946	1:42.490	21	1 LAP	2:03.586P	29	32.338	1:43.120	3	2 LAPS	1:53.762	3	2 LAPS	1:56.120
20	2 LAPS	3:12.874	19	2 LAPS	1:54.770	20	2 LAPS	1:56.283	75	27.392	1:41.941	50	3 LAPS	2:02.353
98	1 LAP	2:52.020	29	30.830	2:43.676	77	1 LAP	1:47.793	29	33.529	1:43.186	88	37.506	1:42.238
21	1 LAP	1:52.637	77	1 LAP	1:48.749	27	2 LAPS	1:55.869	57	4 LAPS	2:12.369P	77	1 LAP	1:48.697
50	2 LAPS	2:00.457	50	2 LAPS	2:10.145P	19	2 LAPS	1:55.298	77	1 LAP	1:49.074	20	2 LAPS	1:56.658
27	2 LAPS	1:53.883	17	1 LAP	1:51.281	88	47.574	1:42.235	20	2 LAPS	1:55.722	51	53.055	1:40.368
61	1 LAP	2:01.319P	46	3 LAPS	1:52.266	17	1 LAP	1:52.350	88	46.358	1:40.779	27	2 LAPS	1:54.849
71	46.229	1:54.527P	37	1 LAP	1:45.648	46	3 LAPS	1:52.022	27	2 LAPS	1:53.870	6	2 LAPS	2:22.008P
19	2 LAPS	1:55.670	88	46.951	1:42.167	37	1 LAP	1:47.209	76	2 LAPS	2:23.117	19	2 LAPS	1:55.994
76	1 LAP	2:00.688P	48	47.893	1:45.870	2	1 LAP	1:45.854	19	2 LAPS	1:54.314	2	1 LAP	1:47.871
54	1 LAP	2:02.355P	2	1 LAP	1:46.358	15	2 LAPS	2:14.431	51	1:03.777	1:39.802	46	3 LAPS	1:52.147
77	1 LAP	3:04.642	82	56.213	1:55.959P	48	1:02.045	1:55.764P	2	1 LAP	1:49.185	60	1 LAP	1:47.171
11	56.477	2:40.928	60	1 LAP	1:47.877	51	1:05.970	1:40.430	46	3 LAPS	1:54.763	71	1:10.072	1:41.954
75	57.313	2:18.541	51	1:07.152	2:50.582	60	1 LAP	1:47.400	17	1 LAP	2:06.433P	47	1:16.652	1:46.461
17	1 LAP	1:57.016	54	1 LAP	2:37.275	9	1 LAP	2:47.018	60	1 LAP	1:47.106	9	1 LAP	1:52.519
46	3 LAPS	2:00.619	47	1:17.069	2:22.558	47	1:18.769	1:43.312	37	1 LAP	2:07.036P	76	2 LAPS	2:19.717
23	2 LAPS	2:15.816P	71	1:18.582	2:45.199	71	1:18.789	1:41.819	9	1 LAP	1:51.039	30	1:25.425	1:46.274
47	1:07.357	1:57.233P	30	1:24.116	2:27.844	54	1 LAP	1:52.221	71	1:19.208	1:42.414	16	1:25.703	1:42.495
30	1:09.118	1:52.442P	39	1 LAP	1:47.117	30	1:27.709	1:45.205	47	1:21.281	1:44.507	39	1 LAP	1:46.657
82	1:13.100	1:44.947	67	1:30.627	1:42.456	67	1:31.858	1:42.843	15	2 LAPS	2:12.326	98	1:34.925	1:41.101
37	1 LAP	1:46.440	16	1:32.298	1:43.780	16	1:34.009	1:43.323	30	1:30.241	1:44.527	67	1:40.172	1:58.751
48	1:14.869	1:46.371	25	2 LAPS	1:56.971	39	1 LAP	1:46.548	67	1:32.511	1:42.648			
88	1:17.630	1:41.035	61	1 LAP	3:08.990	21	1 LAP	2:49.336	16	1:34.298	1:42.284			
2	1 LAP	1:46.579	5	1 LAP	1:53.033				39	1 LAP	1:45.081			
60	1 LAP	1:48.588							98	1:44.914	1:40.571			
25	2 LAPS	1:56.034							21	1 LAP	1:50.741			
39	1 LAP	1:46.886							82	1 LAP	4:14.813			
5	1 LAP	1:51.101												
67	2:01.017	1:42.435												
16	2:01.364	1:46.142												
57	3 LAPS	5:14.982												

# MGCC 75 KM Pit Stop Two Drivers LAP CHART

(contd.)

Lap 16			Lap 17			Lap 18			Lap 19			Lap 20		
No	Behind	Laptime	No	Behind	Laptime	No	Behind	Laptime	No	Behind	Laptime	No	Behind	Laptime
11		1:40.881	11		1:37.891	11		1:36.746	11		1:37.797	11		1:38.214
21	2 LAPS	1:51.661	67	1 LAP	1:42.872	67	1 LAP	1:41.945	50	4 LAPS	2:01.628	2	2 LAPS	1:49.716
15	3 LAPS	2:09.503	21	2 LAPS	1:50.079	39	2 LAPS	1:45.752	98	1 LAP	1:41.779	16	1 LAP	1:44.262
82	2 LAPS	1:55.533	76	3 LAPS	2:18.508	30	1 LAP	1:52.731	20	3 LAPS	1:54.905	98	1 LAP	1:40.438
75	20.400	1:43.425	75	25.309	1:42.800	54	5 LAPS	7:28.185P	46	4 LAPS	1:51.844	77	2 LAPS	2:11.170
61	2 LAPS	1:52.179	82	2 LAPS	1:56.027	21	2 LAPS	1:51.246	67	1 LAP	1:42.872	76	4 LAPS	2:21.642
5	2 LAPS	1:52.447	29	30.957	1:43.811	75	30.953	1:42.390	9	2 LAPS	1:50.606	27	3 LAPS	1:53.629
23	3 LAPS	1:50.008	15	3 LAPS	2:06.397	29	38.051	1:43.840	19	3 LAPS	1:56.629	67	1 LAP	1:43.066
94	1 LAP	1:45.956	61	2 LAPS	1:52.419	88	46.725	1:42.736	39	2 LAPS	1:46.456	46	4 LAPS	1:51.234
29	25.037	1:42.892	23	3 LAPS	1:51.359	82	2 LAPS	1:57.325	75	35.547	1:42.391	50	4 LAPS	2:00.653
25	3 LAPS	1:57.881	5	2 LAPS	1:52.419	23	3 LAPS	1:49.873	29	42.481	1:42.227	39	2 LAPS	1:46.198
48	1 LAP	1:52.274	88	40.735	1:42.638	61	2 LAPS	1:52.801	21	2 LAPS	1:51.897	20	3 LAPS	1:59.058
17	2 LAPS	2:53.714	48	1 LAP	1:51.920	5	2 LAPS	1:52.338	88	49.819	1:40.891	9	2 LAPS	1:51.199
88	35.988	1:41.914	17	2 LAPS	1:53.341	51	56.431	1:40.001	51	58.869	1:40.235	19	3 LAPS	1:55.725
3	2 LAPS	1:52.447	25	3 LAPS	2:00.000	94	1 LAP	1:47.314	23	3 LAPS	1:51.868	75	40.157	1:42.824
77	1 LAP	1:48.380	94	1 LAP	2:01.498	48	1 LAP	1:52.332	61	2 LAPS	1:51.609	29	46.420	1:42.153
51	49.346	1:39.723	51	53.176	1:41.721	17	2 LAPS	1:52.354	54	5 LAPS	2:18.641	88	52.854	1:41.249
50	3 LAPS	2:01.386	3	2 LAPS	1:51.976	15	3 LAPS	2:08.172	5	2 LAPS	1:51.925	21	2 LAPS	1:51.145
1	1:03.113	2:46.545	37	3 LAPS	4:50.653	76	3 LAPS	2:23.473	94	1 LAP	1:47.144	51	1:00.679	1:40.024
27	2 LAPS	1:53.360	77	1 LAP	1:48.730	37	3 LAPS	1:47.175	82	2 LAPS	1:59.554	23	3 LAPS	1:50.758
20	2 LAPS	1:56.071	1	1:06.619	1:41.397	25	3 LAPS	1:56.414	48	1 LAP	1:49.492	94	1 LAP	1:47.441
2	1 LAP	1:48.577	71	1:13.056	1:44.022	3	2 LAPS	1:51.769	1	1:14.785	1:41.693	1	1:18.742	1:42.171
71	1:06.925	1:40.285	50	3 LAPS	2:03.727	77	1 LAP	1:48.256	37	3 LAPS	1:47.657	61	2 LAPS	1:52.077
19	2 LAPS	1:56.492	2	1 LAP	1:48.759	1	1:10.889	1:41.016	17	2 LAPS	1:52.266	5	2 LAPS	1:54.029
46	3 LAPS	1:52.283	27	2 LAPS	1:53.035	71	1:16.281	1:39.971	71	1:20.635	1:42.151	54	5 LAPS	1:56.031
47	1:17.706	1:44.486	47	1:23.355	1:43.540	47	1:29.375	1:42.766	3	2 LAPS	1:54.570	48	1 LAP	1:50.192
9	1 LAP	1:50.001	20	2 LAPS	1:57.488	2	1 LAP	1:49.095	25	3 LAPS	1:58.345	37	3 LAPS	1:47.062
16	1:25.223	1:42.952	46	3 LAPS	1:50.986	27	2 LAPS	1:52.601	15	3 LAPS	2:06.007	71	1:24.938	1:42.517
30	1:32.047	1:50.054	16	1:29.628	1:42.296	16	1:35.362	1:42.480	47	1:34.398	1:42.820	82	2 LAPS	1:57.234
98	1:33.166	1:41.673	19	2 LAPS	1:56.449							17	2 LAPS	1:54.762
39	1 LAP	1:47.477	98	1:35.667	1:40.392									
			9	1 LAP	1:49.493									

# MGCC 75 KM Pit Stop Two Drivers LAP CHART

(contd.)

Lap 21			Lap 22			Lap 23			Lap 24			Lap 25		
No	Behind	Laptime	No	Behind	Laptime	No	Behind	Laptime	No	Behind	Laptime	No	Behind	Laptime
11		1:38.994												
3	3 LAPS	1:52.511												
47	1 LAP	1:45.051												
25	4 LAPS	1:54.886												
98	1 LAP	1:40.982												
16	1 LAP	1:43.232												
2	2 LAPS	1:47.360												
67	1 LAP	1:44.096												
15	4 LAPS	2:07.212												
27	3 LAPS	1:54.970												
46	4 LAPS	1:50.102												
39	2 LAPS	1:46.039												
9	2 LAPS	1:52.900												
20	3 LAPS	1:56.138												
75	47.125	1:45.962												
50	4 LAPS	2:01.328												
19	3 LAPS	1:57.713												
29	51.672	1:44.246												
88	55.247	1:41.387												
76	4 LAPS	2:25.924												
51	1:01.203	1:39.518												
21	2 LAPS	1:50.708												
1	1:22.943	1:43.195												
94	1 LAP	1:47.379												
71	1:27.208	1:41.264												
23	3 LAPS	1:51.300												
61	2 LAPS	1:52.431												
48	1 LAP	1:50.381												
37	3 LAPS	1:49.266												
5	2 LAPS	1:52.594												
54	5 LAPS	1:54.533												
82	2 LAPS	1:57.462												
17	2 LAPS	1:56.612												

# MGCC 75 KM RACE for Single Driver

## QUALIFYING - Race 9

POS	NO	CL	NAME	NAT	ENTRY	TIME	LAPS	GAP	MPH
1	93	B	Tom STEWART		MGB GT V8	1:33.933	10		86.19
2	57	A	Graham BOOTH		Caterham Superlight 7	1:34.233	10	0.300	85.91
3	65	B	Andy GREEN		Morgan +8	1:36.981	7	3.048	83.48
4	76	C	Paul RIGG		MGF	1:39.382	10	5.449	81.46
5	37	B	Tony LEES		Morgan + 8	1:40.512	10	6.579	80.55
6	26	A	Mark STACEY		MG TF	1:40.681	10	6.748	80.41
7	68	B	Harry WYNDHAM		Jaguar E Type	1:40.751	10	6.818	80.36
8	72	B	Russell PATERSON		Morgan Roadster	1:41.206	10	7.273	79.99
9	35	B	Andy EARL		Jaguar E Type	1:41.752	10	7.819	79.57
10	7	B	Martyn ADAMS		triumph TR7 V8	1:41.882	9	7.949	79.46
11	97	C	Andy McLENNAN		Suzuki Swift GTI	1:42.161	10	8.228	79.25
12	5	A	Dean CLEMENTS		Rover 216 Gti	1:42.831	10	8.898	78.73
13	11	A	Bolaji ODUNSI		MG TF	1:43.325	10	9.392	78.35
14	88	A	Matt SPEAKMAN		Rover 216 Gti	1:44.007	10	10.074	77.84
15	66	B	Andrew THOMPSON		Morgan Roadster	1:44.078	10	10.145	77.79
16	73	B	John EMBERSON		Morgan Roadster	1:45.867	9	11.934	76.47
17	12	C	Paul WHITE		MGB	1:46.007	5	12.074	76.37
18	75	B	John YEA		MG RV8	1:46.110	9	12.177	76.30
19	3	B	Jon WOLFE		Triumph GT6 MK11	1:46.506	9	12.573	76.01
20	19	C	Martin RICHARDSON		MGB	1:47.002	8	13.069	75.66
21	27	C	Peter RATCLIFFE		MGB	1:47.079	6	13.146	75.61
22	31	C	Chris EVANS		MG Midget	1:47.792	6	13.859	75.11
23	87	C	Dave CALLENDER		AH Sprite	1:47.796	9	13.863	75.10
24	36	B	Peter MALLETT		Ford Capri	1:48.100	9	14.167	74.89
25	64	B	Paul MADDEN		Triumph TR4	1:48.142	9	14.209	74.86
26	77	C	Bob ALLEN		MGB	1:48.856	9	14.923	74.37
27	90	C	Dennis BRON		MGA	1:49.616	9	15.683	73.86
28	52	C	Dave THOMPSON		Triumph GT6 MK11	1:49.983	9	16.050	73.61
29	71	B	Graham PADDICK		Jaguar Kougar	1:50.227	4	16.294	73.45
30	63	B	Chris O'NEILL		MGB	1:50.599	9	16.666	73.20
31	28	C	Lee JONES		Mini Seven	1:52.026	9	18.093	72.27
32	8	C	Mike HEATH		MG Maestro	1:55.934	9	22.001	69.83
33	25	C	Mark DANIELL		MGA	1:56.355	9	22.422	69.58
34	83	C	Helen WADDINGTON		MGF	1:57.556	8	23.623	68.87
35	86	C	Paul FIRTH		MGB	1:57.589	9	23.656	68.85
36	44	A	Alan BROOKE		Rover Metro GTi	1:57.679	9	23.746	68.80
37	62	C	Richard OWEN		MG Maestro	2:08.101	4	34.168	63.20

Silverstone Inter  
Circuit Length = 2.2490 miles.  
Start: 11:55 End: 12:10

Weather/Track - Cloudy/Dry

These results are provisional until the conclusion of any judicial and technical matters.

Clerk of Course:	Stewards:	Timekeeper:
------------------	-----------	-------------

## MGCC 75 KM RACE for Single Driver LAP ANALYSIS

<b>3</b>	<b>Jon WOLFE</b>	Triumph GT6 MK11
1 -	6:03.936	6 - <b>1:46.506</b>
2 -	2:04.116	7 - 2:02.862
3 -	1:50.153	8 - 1:47.427
4 -	1:48.506	9 - 1:47.164
5 -	1:47.799	
<b>5</b>	<b>Dean CLEMENTS</b>	Rover 216 Gti
1 -	5:29.000	6 - 1:43.024
2 -	1:50.816	7 - 1:43.231
3 -	1:44.815	8 - 1:46.917
4 -	1:46.775	9 - 1:50.467
5 -	<b>1:42.831</b>	10 - 1:43.137
<b>7</b>	<b>Martyn ADAMS</b>	triumph TR7 V8
1 -	5:48.358	6 - 1:42.283
2 -	2:04.926	7 - 1:43.743
3 -	1:56.208	8 - 1:43.113
4 -	1:44.511	9 - <b>1:41.882</b>
5 -	1:42.450	
<b>8</b>	<b>Mike HEATH</b>	MG Maestro
1 -	6:01.104	6 - 1:58.035
2 -	2:08.134	7 - <b>1:55.934</b>
3 -	2:01.251	8 - 1:57.404
4 -	1:59.313	9 - 1:56.745
5 -	1:57.172	
<b>11</b>	<b>Bolaji ODUNSI</b>	MG TF
1 -	5:29.471	6 - 1:46.671
2 -	1:51.903	7 - 1:47.316
3 -	1:46.363	8 - 1:43.444
4 -	1:44.555	9 - 1:47.193
5 -	<b>1:43.325</b>	10 - 1:46.897
<b>12</b>	<b>Paul WHITE</b>	MGB
1 -	5:32.850	
2 -	1:49.075	
3 -	1:46.326	
4 -	<b>1:46.007</b>	
5 -	2:14.213P	
<b>19</b>	<b>Martin RICHARDSON</b>	MGB
1 -	5:43.289	6 - 1:47.874
2 -	1:56.764	7 - <b>1:47.002</b>
3 -	1:49.503	8 - 2:11.866P
4 -	1:49.084	
5 -	1:47.904	

# MGCC 75 KM RACE for Single Driver LAP ANALYSIS

(contd.)

<b>25</b>	<b>Mark DANIELL</b>	MGA
1 -	5:43.729	6 - 1:57.798
2 -	2:05.761	7 - 1:59.491
3 -	2:00.532	8 - 1:57.993
4 -	1:56.803	9 - <b>1:56.355</b>
5 -	1:57.014	
<b>26</b>	<b>Mark STACEY</b>	MG TF
1 -	6:04.204	6 - 1:41.395
2 -	1:53.183	7 - 1:40.961
3 -	1:45.286	8 - 1:42.157
4 -	1:42.639	9 - 1:42.178
5 -	<b>1:40.681</b>	10 - 1:42.544
<b>27</b>	<b>Peter RATCLIFFE</b>	MGB
1 -	5:32.642	6 - 2:10.432P
2 -	1:52.544	
3 -	1:47.096	
4 -	1:47.360	
5 -	<b>1:47.079</b>	
<b>28</b>	<b>Lee JONES</b>	Mini Seven
1 -	5:46.615	6 - <b>1:52.026</b>
2 -	1:57.597	7 - 1:52.864
3 -	1:52.343	8 - 1:53.679
4 -	1:53.400	9 - 1:53.120
5 -	1:52.564	
<b>31</b>	<b>Chris EVANS</b>	MG Midget
1 -	5:34.426	6 - 2:17.930P
2 -	1:55.025	
3 -	1:48.844	
4 -	1:49.061	
5 -	<b>1:47.792</b>	
<b>35</b>	<b>Andy EARL</b>	Jaguar E Type
1 -	5:45.211	6 - 1:42.223
2 -	1:47.929	7 - 1:42.437
3 -	<b>1:41.752</b>	8 - 1:42.524
4 -	1:43.625	9 - 1:53.875
5 -	1:42.300	10 - 1:43.115
<b>36</b>	<b>Peter MALLETT</b>	Ford Capri
1 -	5:40.305	6 - 1:49.493
2 -	1:55.105	7 - <b>1:48.100</b>
3 -	1:50.074	8 - 1:49.189
4 -	1:48.792	9 - 1:48.929
5 -	1:51.201	

# MGCC 75 KM RACE for Single Driver LAP ANALYSIS

(contd.)

<b>37</b>	<b>Tony LEES</b>	Morgan + 8
1 -	5:36.410	6 - 1:40.846
2 -	1:47.806	7 - 1:42.572
3 -	<b>1:40.512</b>	8 - 1:46.097
4 -	1:43.170	9 - 1:45.166
5 -	1:41.239	10 - 1:42.526
<b>44</b>	<b>Alan BROOKE</b>	Rover Metro GTi
1 -	5:50.689	6 - 1:57.763
2 -	2:09.697	7 - 2:00.552
3 -	1:59.538	8 - 2:04.101
4 -	1:58.248	9 - 1:59.640
5 -	<b>1:57.679</b>	
<b>52</b>	<b>Dave THOMPSON</b>	Triumph GT6 MK11
1 -	6:05.921	6 - 1:52.144
2 -	2:04.464	7 - 1:52.193
3 -	1:58.403	8 - 1:50.703
4 -	<b>1:49.983</b>	9 - 1:50.137
5 -	1:50.994	
<b>57</b>	<b>Graham BOOTH</b>	Caterham Superlight 7
1 -	6:00.989	6 - 1:34.301
2 -	1:46.598	7 - 1:34.821
3 -	1:37.276	8 - 1:36.824
4 -	<b>1:34.233</b>	9 - 1:36.919
5 -	1:35.211	10 - 1:34.723
<b>62</b>	<b>Richard OWEN</b>	MG Maestro
1 -	6:00.190	
2 -	<b>2:08.101</b>	
3 -	2:17.537P	
4 -	3:15.365	
<b>63</b>	<b>Chris O'NEILL</b>	MGB
1 -	5:50.876	6 - 1:51.762
2 -	1:58.293	7 - 1:51.430
3 -	1:52.460	8 - 1:52.574
4 -	1:53.358	9 - 1:51.531
5 -	<b>1:50.599</b>	
<b>64</b>	<b>Paul MADDEN</b>	Triumph TR4
1 -	6:04.609	6 - 1:49.176
2 -	2:03.821	7 - 1:48.995
3 -	1:50.672	8 - 1:50.336
4 -	1:48.176	9 - <b>1:48.142</b>
5 -	1:48.495	



# MGCC 75 KM RACE for Single Driver LAP ANALYSIS

(contd.)

<b>65</b>	<b>Andy GREEN</b>	Morgan +8
1 -	5:35.795	6 - 1:51.666
2 -	1:43.154	7 - 2:14.364P
3 -	1:37.821	
4 -	1:37.439	
5 -	<b>1:36.981</b>	
<b>66</b>	<b>Andrew THOMPSON</b>	Morgan Roadster
1 -	5:43.874	6 - 1:45.540
2 -	1:54.615	7 - 1:45.827
3 -	1:47.997	8 - <b>1:44.078</b>
4 -	1:48.062	9 - 1:45.884
5 -	1:44.518	10 - 1:45.553
<b>68</b>	<b>Harry WYNDHAM</b>	Jaguar E Type
1 -	5:44.254	6 - 1:41.884
2 -	1:47.574	7 - 1:41.673
3 -	1:42.583	8 - 1:43.747
4 -	1:41.791	9 - <b>1:40.751</b>
5 -	1:41.321	10 - 1:41.660
<b>71</b>	<b>Graham PADDICK</b>	Jaguar Kougar
1 -	5:33.326	
2 -	1:59.286	
3 -	<b>1:50.227</b>	
4 -	2:17.423P	
<b>72</b>	<b>Russell PATERSON</b>	Morgan Roadster
1 -	6:05.222	6 - 1:42.304
2 -	1:56.516	7 - 1:41.339
3 -	1:44.850	8 - <b>1:41.206</b>
4 -	1:42.846	9 - 1:42.018
5 -	1:42.787	10 - 1:43.039
<b>73</b>	<b>John EMBERSON</b>	Morgan Roadster
1 -	5:47.401	6 - 1:46.946
2 -	2:00.998	7 - 1:46.241
3 -	1:49.963	8 - 1:46.163
4 -	1:49.085	9 - <b>1:45.867</b>
5 -	1:48.271	
<b>75</b>	<b>John YEA</b>	MG RV8
1 -	5:51.412	6 - 1:48.155
2 -	1:59.674	7 - 1:47.104
3 -	1:51.846	8 - 1:46.546
4 -	1:50.417	9 - <b>1:46.110</b>
5 -	1:48.802	

# MGCC 75 KM RACE for Single Driver LAP ANALYSIS

(contd.)

<b>76</b>	<b>Paul RIGG</b>	MGF
1 -	6:01.688	6 - 1:40.189
2 -	1:54.586	7 - <b>1:39.382</b>
3 -	1:44.192	8 - 1:40.995
4 -	1:41.487	9 - 1:42.303
5 -	1:39.903	10 - 1:41.044
<b>77</b>	<b>Bob ALLEN</b>	MGB
1 -	5:59.650	6 - 1:51.549
2 -	2:02.123	7 - 1:51.404
3 -	1:52.983	8 - <b>1:48.856</b>
4 -	1:51.261	9 - 1:50.070
5 -	1:50.292	
<b>83</b>	<b>Helen WADDINGTON</b>	MGF
1 -	5:56.492	6 - 2:02.057
2 -	2:11.389	7 - 2:00.041
3 -	2:07.099	8 - 1:59.066
4 -	<b>1:57.556</b>	
5 -	2:01.191	
<b>86</b>	<b>Paul FIRTH</b>	MGB
1 -	5:44.702	6 - 1:58.224
2 -	2:07.018	7 - 1:58.752
3 -	2:02.357	8 - <b>1:57.589</b>
4 -	1:59.157	9 - 1:57.841
5 -	2:01.007	
<b>87</b>	<b>Dave CALLENDER</b>	AH Sprite
1 -	5:58.231	6 - 1:50.589
2 -	2:12.838	7 - 1:52.284
3 -	2:00.337	8 - 1:48.914
4 -	1:50.287	9 - <b>1:47.796</b>
5 -	1:49.966	
<b>88</b>	<b>Matt SPEAKMAN</b>	Rover 216 Gti
1 -	5:32.800	6 - 1:46.716
2 -	1:58.090	7 - 1:44.148
3 -	1:48.496	8 - 1:45.379
4 -	1:44.527	9 - 1:49.498
5 -	<b>1:44.007</b>	10 - 1:44.403
<b>90</b>	<b>Dennis BRON</b>	MGA
1 -	6:08.554	6 - 1:50.638
2 -	2:02.763	7 - 1:54.636
3 -	1:59.082	8 - 1:49.683
4 -	1:50.242	9 - <b>1:49.616</b>
5 -	1:49.861	

# MGCC 75 KM RACE for Single Driver LAP ANALYSIS

(contd.)


<b>93</b>	<b>Tom STEWART</b>	<b>MGB GT V8</b>
1 - 6:04.818	6 - 1:45.266	
2 - 1:50.306	7 - 1:34.147	
3 - 1:38.928	8 - 1:34.954	
4 - 1:34.509	9 - 1:34.581	
5 - <b>1:33.933</b>	10 - 1:36.152	
<b>97</b>	<b>Andy McLENNAN</b>	<b>Suzuki Swift GTI</b>
1 - 5:56.929	6 - 1:42.685	
2 - 1:53.054	7 - 1:43.516	
3 - 1:43.628	8 - 1:42.563	
4 - 1:42.496	9 - 1:43.625	
5 - <b>1:42.161</b>	10 - 1:43.852	

# MGCC 75 KM RACE for Single Driver

## GRID - Race 9

ROW 19	2:08.101	62	OWEN	
ROW 18	1:57.589	86	FIRTH	1:57.679
ROW 17	1:56.355	25	DANIELL	1:57.556
ROW 16	1:52.026	28	JONES	1:55.934
ROW 15	1:50.227	71	PADDICK	1:50.599
ROW 14	1:49.616	90	BRON	1:49.983
ROW 13	1:48.142	64	MADDEN	1:48.856
ROW 12	1:47.796	87	CALLENDER	1:48.100
ROW 11	1:47.079	27	RATCLIFFE	1:47.792
ROW 10	1:46.506	3	WOLFE	1:47.002
ROW 9	1:46.007	12	WHITE	1:46.110
ROW 8	1:44.078	66	THOMPSON	1:45.867
ROW 7	1:43.325	11	ODUNSI	1:44.007
ROW 6	1:42.161	97	McLENNAN	1:42.831
ROW 5	1:41.752	35	EARL	1:41.882
ROW 4	1:40.751	68	WYNDHAM	1:41.206
ROW 3	1:40.512	37	LEES	1:40.681
ROW 2	1:36.981	65	GREEN	1:39.382
ROW 1	1:33.933	93	STEWART	1:34.233

**POLE**



Silverstone Inter  
 Circuit Length = 2.2490 miles.  
 Start: 11:55 End: 12:10

**Weather/Track - Cloudy/Dry**  
**These results are provisional until the conclusion of any judicial and technical matters.**

Clerk of Course:	Stewards:	Timekeeper:
------------------	-----------	-------------

# MGCC 75 KM RACE for Single Driver

## RACE RESULT - Race 9

POS	NO	CL	NAME	NAT	ENTRY	TIME	LAPS	GAP	MPH	BEST
1	65	B	Andy GREEN		Morgan +8	25:23.964	15		79.80	1:39.737
2	26	A	Mark STACEY		MG TF	25:36.116	15	12.152	79.17	1:40.953
3	76	A	Ben JACQUES		MG ZR	25:36.340	15	12.376	79.16	1:40.317
4	37	B	Tony LEES		Morgan + 8	25:38.453	15	14.489	79.05	1:40.802
5	72	B	Russell PATERSON		Morgan Roadster	25:38.829	15	14.865	79.03	1:40.958
6	7	B	Martyn ADAMS		triumph TR7 V8	25:43.033	15	19.069	78.82	1:40.881
7	97	C	Andy McLENNAN		Suzuki Swift GTI	25:45.136	15	21.172	78.71	1:41.327
8	66	B	Andrew THOMPSON		Morgan Roadster	25:57.212	15	33.248	78.10	1:41.054
9	5	A	Dean CLEMENTS		Rover 216 Gti	26:01.467	15	37.503	77.89	1:42.315
10	73	B	John EMBERSON		Morgan Roadster	26:28.325	15	1:04.361	76.57	1:43.325
11	88	A	Matt SPEAKMAN		Rover 216 Gti	26:31.081	15	1:07.117	76.44	1:44.006
12	12	C	Paul WHITE		MGB	26:45.458	15	1:21.494	75.75	1:44.954
13	11	A	Bolaji ODUNSI		MG TF	26:55.132	15	1:31.168	75.30	1:44.788
14	27	C	Peter RATCLIFFE		MGB	26:55.987	15	1:32.023	75.26	1:45.988
15	87	C	Dave CALLENDER		AH Sprite	26:56.747	15	1:32.783	75.22	1:45.586
16	19	C	Martin RICHARDSON		MGB	27:10.910	15	1:46.946	74.57	1:46.632
17	64	B	Paul MADDEN		Triumph TR4	25:26.309	14	1 LAP	74.37	1:46.640
18	77	C	Bob ALLEN		MGB	26:00.772	14	1 LAP	72.73	1:48.911
19	36	B	Peter MALLETT		Ford Capri	26:20.542	14	1 LAP	71.82	1:47.034
20	63	B	Chris O'NEILL		MGB	26:25.308	14	1 LAP	71.61	1:50.239
21	28	C	Lee JONES		Mini Seven	26:50.319	14	1 LAP	70.49	1:52.945
22	62	C	Richard OWEN		MG Maestro	25:37.384	13	2 LAPS	68.57	1:56.058
23	25	C	Mark DANIELL		MGA	25:39.313	13	2 LAPS	68.49	1:55.362
24	8	C	Mike HEATH		MG Maestro	25:39.589	13	2 LAPS	68.47	1:56.031
25	3	C	Jon WOLFE		Triumph GT6 MK11	25:59.217	13	2 LAPS	67.61	1:45.457
26	31	C	Chris EVANS		MG Midget	27:01.062	13	2 LAPS	65.03	1:49.732
27	44	A	Alan BROOKE		Rover Metro GTi	25:42.368	12	3 LAPS	63.10	1:59.246

### NOT CLASSIFIED

52	C	Dave THOMPSON	Triumph GT6 MK11	5:52.442	3	D.N.F.	69.41	1:51.195
75	B	John YEA	MG RV8	4:13.931	2	D.N.F.	64.46	1:59.789
68	B	Harry WYNDHAM	Jaguar E Type	1:50.409	1	D.N.F.	74.92	1:50.409

### FASTEST LAP

65	B	Andy GREEN	Morgan +8	1:39.737	12	81.17mph	130.64kph
76	A	Ben JACQUES	MG ZR	1:40.317	5	80.70mph	129.88kph
97	C	Andy McLENNAN	Suzuki Swift GTI	1:41.327	3	79.90mph	128.59kph

Weather/Track - Bright/Dry

These results are provisional until the conclusion of any judicial and technical matters.

Silverstone Inter  
Circuit Length = 2.2490 miles.  
Start: 17:48 End: 18:14

Clerk of Course:	Stewards:	Timekeeper:
------------------	-----------	-------------

# MGCC 75 KM RACE for Single Driver

## LAP CHART

Lap 1			Lap 2			Lap 3			Lap 4			Lap 5		
No	Behind	Laptime	No	Behind	Laptime	No	Behind	Laptime	No	Behind	Laptime	No	Behind	Laptime
37		1:49.764	65		1:40.929	65		1:39.836	65		1:40.075	65		1:40.237
68	0.645	1:50.409	26	1.084	1:41.221	26	3.764	1:42.516	26	6.196	1:42.507	26	6.912	1:40.953
65	1.331	1:51.095	37	1.274	1:43.534	37	4.476	1:43.038	76	7.182	1:41.967	76	7.262	1:40.317
26	2.123	1:51.887	7	2.474	1:42.487	76	5.290	1:41.581	37	7.500	1:43.099	37	8.065	1:40.802
7	2.247	1:52.011	76	3.545	1:42.199	7	5.486	1:42.848	7	7.858	1:42.447	72	10.339	1:41.840
76	3.606	1:53.370	72	5.049	1:43.113	72	6.931	1:41.718	72	8.736	1:41.880	7	11.736	1:44.115
72	4.196	1:53.960	5	6.118	1:42.896	97	8.026	1:41.327	97	9.489	1:41.538	97	12.877	1:43.625
5	5.482	1:55.246	97	6.535	1:42.544	5	9.922	1:43.640	5	12.802	1:42.955	5	15.551	1:42.986
66	6.006	1:55.770	66	7.683	1:43.937	66	10.958	1:43.111	66	13.168	1:42.285	66	16.275	1:43.344
97	6.251	1:56.015	73	13.201	1:47.012	73	18.830	1:45.465	88	25.684	1:45.316	88	30.833	1:45.386
73	8.449	1:58.213	88	15.814	1:46.679	88	20.443	1:44.465	73	26.238	1:47.483	73	32.232	1:46.231
75	10.025	1:59.789	12	17.279	1:48.074	12	22.397	1:44.954	12	27.490	1:45.168	12	33.171	1:45.918
3	10.430	2:00.194	27	17.709	1:48.166	27	24.483	1:46.610	27	30.506	1:46.098	27	37.253	1:46.984
88	11.395	2:01.159	87	19.433	1:48.674	87	26.080	1:46.483	87	31.594	1:45.589	87	38.556	1:47.199
12	11.465	2:01.229	64	20.172	1:48.645	64	27.363	1:47.027	64	34.132	1:46.844	64	41.744	1:47.849
27	11.803	2:01.567	19	21.122	1:48.671	19	28.333	1:47.047	19	35.180	1:46.922	19	42.647	1:47.704
87	13.019	2:02.783	11	25.337	1:51.998	11	32.986	1:47.485	11	38.878	1:45.967	11	44.187	1:45.546
64	13.787	2:03.551	52	25.949	1:51.195	31	35.924	1:49.732	77	46.753	1:49.736	77	56.526	1:50.010
19	14.711	2:04.475	31	26.028	1:52.233	77	37.092	1:49.724	63	49.032	1:50.854	63	1:01.250	1:52.455
11	15.599	2:05.363	77	27.204	1:52.559	63	38.253	1:50.239	28	1:04.530	1:53.035	28	1:17.721	1:53.428
31	16.055	2:05.819	63	27.850	1:52.173	52	40.582	1:54.469	62	1:11.759	1:56.817	3	1 LAP	3:44.899
77	16.905	2:06.669	3	29.525	2:01.355	28	51.570	1:53.508	8	1:14.293	1:57.376	62	1:29.018	1:57.496
52	17.014	2:06.778	28	37.898	1:53.562	62	55.017	1:56.940	31	1:19.401	2:23.552P	36	1:30.291	1:48.176
63	17.937	2:07.701	62	37.913	1:56.058	8	56.992	1:56.218	25	1:21.181	1:56.912	8	1:31.199	1:57.143
25	23.317	2:13.081	75	41.907	2:14.142P	3	1:03.078	2:13.389P	36	1:22.352	1:49.578	25	1:37.238	1:56.294
62	24.115	2:13.879	8	40.610	1:56.827	25	1:04.344	1:56.104	44	1:25.327	2:00.033			
8	26.043	2:15.807	44	45.176	1:59.246	44	1:05.369	2:00.029						
28	26.596	2:16.360	25	48.076	2:07.019	36	1:12.849	1:55.027						
44	28.190	2:17.954	36	57.658	2:06.373									
36	33.545	2:23.309												

# MGCC 75 KM RACE for Single Driver

## LAP CHART

(contd.)

Lap 6			Lap 7			Lap 8			Lap 9			Lap 10		
No	Behind	Laptime	No	Behind	Laptime	No	Behind	Laptime	No	Behind	Laptime	No	Behind	Laptime
65		1:40.782	65		1:42.478	65		1:40.807	65		1:40.960	65		1:40.968
44	1 LAP	2:01.292	62	1 LAP	1:57.336	28	1 LAP	1:52.945	3	2 LAPS	1:46.400	63	1 LAP	1:52.013
26	7.459	1:41.329	8	1 LAP	1:56.232	36	1 LAP	1:48.242	31	2 LAPS	1:55.287	3	2 LAPS	1:45.457
37	8.373	1:41.090	26	7.029	1:42.048	26	8.093	1:41.871	36	1 LAP	1:47.034	26	9.282	1:41.331
76	9.360	1:42.880	37	7.530	1:41.635	37	9.186	1:42.463	26	8.919	1:41.786	37	9.804	1:41.651
72	10.892	1:41.335	76	8.398	1:41.516	76	10.621	1:43.030	37	9.121	1:40.895	76	11.006	1:41.595
7	11.835	1:40.881	72	9.418	1:41.004	72	10.843	1:42.232	76	10.379	1:40.718	72	13.864	1:43.063
97	13.732	1:41.637	7	11.209	1:41.852	7	12.450	1:42.048	72	11.769	1:41.886	7	16.055	1:43.431
5	17.649	1:42.880	25	1 LAP	1:57.231	97	14.044	1:41.598	28	1 LAP	1:52.971	97	16.992	1:43.221
66	17.941	1:42.448	97	13.253	1:41.999	62	1 LAP	1:56.978	7	13.592	1:42.102	36	1 LAP	1:51.380
88	34.635	1:44.584	5	18.227	1:43.056	8	1 LAP	1:56.031	97	14.739	1:41.655	31	2 LAPS	1:59.186
73	35.618	1:44.168	66	18.948	1:43.485	5	20.599	1:43.179	5	23.928	1:44.289	28	1 LAP	1:53.540
12	37.736	1:45.347	44	1 LAP	2:04.176	66	21.177	1:43.036	66	24.123	1:43.906	5	26.466	1:43.506
27	43.463	1:46.992	88	36.563	1:44.406	25	1 LAP	1:55.724	62	1 LAP	1:57.494	66	26.661	1:43.506
87	43.979	1:46.205	73	37.192	1:44.052	88	40.073	1:44.317	8	1 LAP	1:58.535	88	48.179	1:45.448
64	47.711	1:46.749	12	40.915	1:45.657	73	41.412	1:45.027	25	1 LAP	1:56.619	73	49.315	1:45.573
19	48.497	1:46.632	27	47.345	1:46.360	12	45.899	1:45.791	88	43.699	1:44.586	62	1 LAP	1:56.184
11	49.529	1:46.124	87	48.493	1:46.992	44	1 LAP	2:01.204	73	44.710	1:44.258	8	1 LAP	1:56.993
77	1:05.403	1:49.659	64	52.378	1:47.145	27	52.739	1:46.201	12	50.980	1:46.041	12	56.032	1:46.020
63	1:12.470	1:52.002	19	53.398	1:47.379	87	54.581	1:46.895	27	57.767	1:45.988	25	1 LAP	1:56.174
31	1 LAP	3:19.582	11	53.806	1:46.755	11	59.976	1:46.977	87	59.444	1:45.823	27	1:03.667	1:46.868
28	1:30.516	1:53.577	77	1:13.782	1:50.857	64	1:00.242	1:48.671	11	1:04.761	1:45.745	87	1:04.213	1:45.737
3	1 LAP	1:46.033	63	1:21.647	1:51.655	19	1:01.140	1:48.549	64	1:06.681	1:47.399	11	1:08.938	1:45.145
36	1:37.085	1:47.576	31	1 LAP	1:54.893	77	1:22.505	1:49.530	19	1:06.988	1:46.808	64	1:12.353	1:46.640
			3	1 LAP	1:46.636	63	1:33.592	1:52.752	44	1 LAP	2:03.778	19	1:13.262	1:47.242
									77	1:30.456	1:48.911	77	1:39.237	1:49.749

# MGCC 75 KM RACE for Single Driver

## LAP CHART

(contd.)

Lap 11			Lap 12			Lap 13			Lap 14			Lap 15		
No	Behind	Laptime	No	Behind	Laptime	No	Behind	Laptime	No	Behind	Laptime	No	Behind	Laptime
65		1:41.050	65		1:39.737	65		1:40.580	65		1:42.179	65		1:42.251
26	10.226	1:41.994	77	1 LAP	1:51.262	26	13.876	1:41.398	8	2 LAPS	1:57.270	64	1 LAP	1:49.104
37	10.379	1:41.625	26	13.058	1:42.569	76	14.315	1:41.593	25	2 LAPS	1:56.614	26	12.152	1:41.444
76	10.802	1:40.846	76	13.302	1:42.237	37	15.314	1:42.391	26	12.959	1:41.262	76	12.376	1:41.510
44	2 LAPS	2:23.394	37	13.503	1:42.861	72	16.497	1:41.197	76	13.117	1:40.981	62	2 LAPS	1:56.167
3	2 LAPS	1:48.788	72	15.880	1:41.173	7	19.707	1:41.467	37	14.553	1:41.418	37	14.489	1:42.187
72	14.444	1:41.630	7	18.820	1:41.427	77	1 LAP	1:51.400	72	15.276	1:40.958	72	14.865	1:41.840
63	1 LAP	1:54.149	97	20.134	1:41.739	97	21.019	1:41.465	7	19.396	1:41.868	25	2 LAPS	1:56.757
7	17.130	1:42.125	3	2 LAPS	1:48.068	3	2 LAPS	1:45.632	97	20.936	1:42.096	8	2 LAPS	1:57.578
97	18.132	1:42.190	63	1 LAP	1:52.703	66	35.167	1:42.677	77	1 LAP	1:49.803	44	3 LAPS	2:35.270P
36	1 LAP	1:47.965	5	33.010	1:44.431	5	36.551	1:44.121	3	2 LAPS	1:46.342	7	19.069	1:41.924
5	28.316	1:42.900	66	33.070	1:44.292	63	1 LAP	1:52.217	66	34.042	1:41.054	97	21.172	1:42.487
66	28.515	1:42.904	36	1 LAP	1:50.155	36	1 LAP	1:48.171	5	36.687	1:42.315	66	33.248	1:41.457
28	1 LAP	1:53.806	44	2 LAPS	2:08.425	73	1:01.749	1:44.905	36	1 LAP	1:48.897	3	2 LAPS	1:46.024
31	2 LAPS	2:00.736	28	1 LAP	1:53.378	88	1:03.110	1:46.706	63	1 LAP	1:52.091	77	1 LAP	1:50.903
88	51.564	1:44.435	31	2 LAPS	1:54.238	28	1 LAP	1:52.994	73	1:02.895	1:43.325	5	37.503	1:43.067
73	52.533	1:44.268	88	56.984	1:45.157	44	2 LAPS	2:07.567	88	1:05.362	1:44.431	36	1 LAP	1:48.659
12	1:00.725	1:45.743	73	57.424	1:44.628	31	2 LAPS	1:55.988	28	1 LAP	1:53.741	63	1 LAP	1:52.304
62	1 LAP	1:56.620	12	1:06.431	1:45.443	12	1:11.931	1:46.080	12	1:16.467	1:46.715	73	1:04.361	1:43.717
8	1 LAP	1:56.822	27	1:16.553	1:47.125	27	1:22.659	1:46.686	31	2 LAPS	1:55.269	88	1:07.117	1:44.006
27	1:09.165	1:46.548	87	1:17.551	1:47.406	11	1:23.412	1:44.788	27	1:27.124	1:46.644	12	1:21.494	1:47.278
87	1:09.882	1:46.719	11	1:19.204	1:46.219	87	1:25.561	1:48.590	11	1:27.367	1:46.134	28	1 LAP	1:53.474
25	1 LAP	1:55.362	62	1 LAP	1:56.860	19	1:34.415	1:48.611	87	1:29.448	1:46.066	11	1:31.168	1:46.052
11	1:12.722	1:44.834	8	1 LAP	1:56.757	64	1:37.671	1:51.260	19	1:39.435	1:47.199	27	1:32.023	1:47.150
64	1:18.115	1:46.812	19	1:26.384	1:47.210	62	1 LAP	1:58.555				87	1:32.783	1:45.586
19	1:18.911	1:46.699	64	1:26.991	1:48.613							31	2 LAPS	1:54.547
			25	1 LAP	1:55.422							19	1:46.946	1:49.762



# MGA Trophy/Jaguars

## QUALIFYING - Race 15 and 16

POS	NO	CL	NAME	NAT	ENTRY	TIME	LAPS	GAP	MPH
1	62		Neil CAWTHORN	MGA		1:42.902	9		78.68
2	11		JONES	Jag		1:43.214	9	0.312	78.44
3	14		Steve SMITH	MGA		1:44.971	9	2.069	77.13
4	24		Bob LINES	MGA		1:47.109	9	4.207	75.59
5	90		Dennis BRON	MGA		1:47.690	9	4.788	75.18
6	6		BELL	Jag		1:48.575	9	5.673	74.57
7	42		Robert INNES-KER	MGA		1:48.974	9	6.072	74.29
8	22	B	Zoe NORTH	Jaguar	XJC	1:49.507	9	6.605	73.93
9	21	B	Howard KIRKHAM	Jaguar	XJ40	1:50.050	9	7.148	73.57
10	76	B	James SHEA	Jaguar	XJ6	1:50.128	9	7.226	73.51
11	7		Graham COLES	MGA		1:50.220	8	7.318	73.45
12	39	E	Chris BOON	Jaguar	XJR	1:50.376	9	7.474	73.35
13	33		Alan KYSON	MGA		1:50.518	9	7.616	73.25
14	1		DORLIN	Jag		1:50.519	9	7.617	73.25
15	51	D	Derek PEARCE	Jaguar	Mk11	1:50.764	9	7.862	73.09
16	19		PALMER	Jag		1:51.224	9	8.322	72.79
17	32		DORLIN	JAG		1:51.409	9	8.507	72.67
18	30		DREWERY	JAG		1:51.614	9	8.712	72.53
19	126	E	Neil TAYLOR	Jaguar	S Type	1:52.414	9	9.512	72.02
20	54	B	Rick WALKER	Jaguar	XJ6	1:52.825	9	9.923	71.76
21	31		CODY	MGA		1:53.915	8	11.013	71.07
22	16		Peter HISCOCKS	MGA		1:54.551	8	11.649	70.67
23	66	B	Robert MACVICAR	Jaguar	XJC	1:54.926	9	12.024	70.44
24	94		Jon McDONALD	MGA		1:55.180	8	12.278	70.29
25	10		Terry BRYANT	MGA		1:58.246	8	15.344	68.47
26	48		TBD			1:58.510	7	15.608	68.31
27	9		Barrie CARTER	MGA		1:58.817	8	15.915	68.14
28	3	E	Brian GEORGE	Jaguar	XJ6	1:59.490	9	16.588	67.75
29	12		Simon GURNEY	MGA		1:59.699	8	16.797	67.64
30	46		SEWELL	jag		2:02.122	6	19.220	66.29
31	25		Mark DANIELL	MGA		2:03.922	8	21.020	65.33
32	36		IRELAND	MGA		2:05.886	8	22.984	64.31
33	55	A	Phil BRADFORD	Daimler	XJ 2 Door Coupe	2:10.279	8	27.377	62.14
34	26		Mark DOLLIMORE	MGA		2:12.129	7	29.227	61.27
35	20		David KEELING	MGA		2:12.151	7	29.249	61.26
36	27		Roger DANIELL	MGA		2:12.215	7	29.313	61.23
37	146	A	VAN USSELL	MGA		2:13.953	2	31.051	60.44
38	29		CADMAN	MGA		2:21.643	7	38.741	57.16

Silverstone Inter  
Circuit Length = 2.2490 miles.  
Start: 11:14 End: 11:29

Weather/Track - Bright/Dry  
These results are provisional until the conclusion of any judicial and technical matters.

Clerk of Course:	Stewards:	Timekeeper:
------------------	-----------	-------------

# MGA Trophy/Jaguar LAP ANALYSIS

<b>1</b>	<b>DORLIN</b>	Jag
1 -	6:45.082	6 - 1:51.260
2 -	1:53.983	7 - 1:52.279
3 -	<b>1:50.519</b>	8 - 1:51.913
4 -	1:51.776	9 - 1:52.016
5 -	1:52.318	
<b>3</b>	<b>Brian GEORGE</b>	Jaguar XJ6
1 -	6:59.189	6 - 2:00.065
2 -	2:03.590	7 - 1:59.686
3 -	2:05.229	8 - 2:02.288
4 -	2:01.253	9 - <b>1:59.490</b>
5 -	2:02.700	
<b>6</b>	<b>BELL</b>	Jag
1 -	6:44.672	6 - 1:51.376
2 -	1:51.979	7 - <b>1:48.575</b>
3 -	1:49.689	8 - 1:51.618
4 -	1:50.919	9 - 1:48.915
5 -	1:50.419	
<b>7</b>	<b>Graham COLES</b>	MGA
1 -	7:51.819	6 - 1:51.720
2 -	2:13.225	7 - 2:01.522
3 -	1:58.626	8 - 2:23.755P
4 -	1:54.237	
5 -	<b>1:50.220</b>	
<b>9</b>	<b>Barrie CARTER</b>	MGA
1 -	7:16.624	6 - <b>1:58.817</b>
2 -	2:03.011	7 - 2:00.714
3 -	2:00.185	8 - 2:01.903
4 -	2:01.725	
5 -	2:00.062	
<b>10</b>	<b>Terry BRYANT</b>	MGA
1 -	7:50.029	6 - 2:00.020
2 -	2:14.065	7 - 2:01.174
3 -	1:58.771	8 - 1:58.785
4 -	<b>1:58.246</b>	
5 -	2:00.121	
<b>11</b>	<b>JONES</b>	Jag
1 -	7:19.769	6 - <b>1:43.214</b>
2 -	2:00.547	7 - 1:43.241
3 -	1:47.336	8 - 1:43.473
4 -	1:44.802	9 - 1:44.550
5 -	1:43.377	

# MGA Trophy/Jaguar LAP ANALYSIS

(contd.)

<b>12</b>	<b>Simon GURNEY</b>	MGA
1 -	7:47.290	6 - 2:01.493
2 -	2:11.128	7 - 2:01.197
3 -	2:01.134	8 - <b>1:59.699</b>
4 -	2:00.043	
5 -	2:01.302	
<b>14</b>	<b>Steve SMITH</b>	MGA
1 -	7:28.390	6 - 1:45.549
2 -	1:59.508	7 - 1:47.947
3 -	1:48.325	8 - 1:45.136
4 -	1:51.284	9 - <b>1:44.971</b>
5 -	1:45.498	
<b>16</b>	<b>Peter HISCOCKS</b>	MGA
1 -	7:28.325	6 - 1:55.906
2 -	2:10.184	7 - <b>1:54.551</b>
3 -	2:06.262	8 - 1:56.643
4 -	1:55.587	
5 -	1:57.128	
<b>19</b>	<b>PALMER</b>	Jag
1 -	6:48.325	6 - 1:51.582
2 -	1:55.164	7 - 1:51.575
3 -	<b>1:51.224</b>	8 - 1:55.335
4 -	1:52.041	9 - 1:52.094
5 -	1:53.563	
<b>20</b>	<b>David KEELING</b>	MGA
1 -	7:19.013	6 - <b>2:12.151</b>
2 -	2:14.913	7 - 2:38.108P
3 -	2:17.891	
4 -	2:13.808	
5 -	2:12.774	
<b>21</b>	<b>Howard KIRKHAM</b>	Jaguar XJ40
1 -	7:14.494	6 - 1:58.201
2 -	1:54.543	7 - <b>1:50.050</b>
3 -	1:57.689	8 - 1:50.237
4 -	1:56.155	9 - 1:52.006
5 -	1:50.304	
<b>22</b>	<b>Zoe NORTH</b>	Jaguar XJC
1 -	6:53.867	6 - 1:50.224
2 -	1:52.450	7 - 1:51.570
3 -	1:49.650	8 - 1:50.674
4 -	2:38.980	9 - <b>1:49.507</b>
5 -	1:51.503	

# MGA Trophy/Jaguar LAP ANALYSIS

(contd.)

<b>24</b>	<b>Bob LINES</b>	MGA
1 -	7:30.919	6 - 1:48.180
2 -	2:04.151	7 - 1:48.860
3 -	1:50.605	8 - 1:47.392
4 -	1:48.960	9 - 1:47.430
5 -	<b>1:47.109</b>	
<b>25</b>	<b>Mark DANIELL</b>	MGA
1 -	7:44.199	6 - 2:08.960
2 -	2:19.291	7 - 2:07.311
3 -	2:10.016	8 - <b>2:03.922</b>
4 -	2:10.318	
5 -	2:07.785	
<b>26</b>	<b>Mark DOLLIMORE</b>	MGA
1 -	7:40.236	6 - <b>2:12.129</b>
2 -	2:26.850	7 - 2:13.691
3 -	2:19.874	
4 -	2:14.991	
5 -	2:15.608	
<b>27</b>	<b>Roger DANIELL</b>	MGA
1 -	7:43.315	6 - <b>2:12.215</b>
2 -	2:24.842	7 - 2:15.003
3 -	2:19.908	
4 -	2:15.033	
5 -	2:15.110	
<b>29</b>	<b>CADMAN</b>	MGA
1 -	7:36.600	6 - 2:24.106
2 -	2:30.070	7 - <b>2:21.643</b>
3 -	2:27.207	
4 -	2:24.867	
5 -	2:27.797	
<b>30</b>	<b>DREWERY</b>	JAG
1 -	6:40.873	6 - 1:54.977
2 -	1:53.677	7 - 1:54.178
3 -	<b>1:51.614</b>	8 - 1:57.843
4 -	1:54.123	9 - 1:53.476
5 -	1:52.575	
<b>31</b>	<b>CODY</b>	MGA
1 -	7:23.908	6 - 1:57.569
2 -	2:13.951	7 - 1:57.650
3 -	2:05.046	8 - 2:04.011
4 -	<b>1:53.915</b>	
5 -	1:54.204	

# MGA Trophy/Jaguar LAP ANALYSIS

(contd.)

<b>32</b>	<b>DORLIN</b>	JAG
1 -	6:51.543	6 - 1:51.535
2 -	1:52.807	7 - 1:53.132
3 -	1:54.519	8 - <b>1:51.409</b>
4 -	2:02.492	9 - 1:51.847
5 -	1:52.166	
<b>33</b>	<b>Alan KYSON</b>	MGA
1 -	7:23.403	6 - 1:51.539
2 -	2:00.036	7 - <b>1:50.518</b>
3 -	1:52.766	8 - 1:51.369
4 -	1:53.554	9 - 1:50.714
5 -	1:51.728	
<b>36</b>	<b>IRELAND</b>	MGA
1 -	7:45.971	6 - 2:12.388
2 -	2:21.760	7 - <b>2:05.886</b>
3 -	2:07.441	8 - 2:06.063
4 -	2:11.594	
5 -	2:07.968	
<b>39</b>	<b>Chris BOON</b>	Jaguar XJR
1 -	6:39.954	6 - 1:51.618
2 -	1:52.176	7 - 1:51.457
3 -	1:50.568	8 - 1:51.452
4 -	1:51.268	9 - 1:53.383
5 -	<b>1:50.376</b>	
<b>42</b>	<b>Robert INNES-KER</b>	MGA
1 -	7:34.118	6 - 1:49.605
2 -	2:01.497	7 - <b>1:48.974</b>
3 -	1:51.072	8 - 1:50.589
4 -	1:49.951	9 - 1:50.103
5 -	1:50.958	
<b>46</b>	<b>SEWELL</b>	jag
1 -	6:58.781	6 - 3:09.837P
2 -	<b>2:02.122</b>	
3 -	2:43.252	
4 -	2:03.642	
5 -	2:04.651	
<b>48</b>	<b>TBD</b>	
1 -	X:00.000	6 - 1:59.275
2 -	1:59.923	7 - 1:59.127
3 -	1:59.850	
4 -	<b>1:58.510</b>	
5 -	2:00.269	

# MGA Trophy/Jaguar LAP ANALYSIS

(contd.)


<b>51</b>	<b>Derek PEARCE</b>	Jaguar Mk11
1 -	7:05.514	6 - 1:51.354
2 -	1:59.047	7 - 1:51.739
3 -	1:56.814	8 - 1:50.958
4 -	1:51.449	9 - 1:52.247
5 -	<b>1:50.764</b>	
<b>54</b>	<b>Rick WALKER</b>	Jaguar XJ6
1 -	7:00.981	6 - 1:54.037
2 -	2:02.118	7 - 1:55.672
3 -	1:59.909	8 - <b>1:52.825</b>
4 -	1:54.582	9 - 1:53.148
5 -	1:54.795	
<b>55</b>	<b>Phil BRADFORD</b>	Daimler XJ 2 Door Coupe
1 -	6:46.226	6 - 2:13.379
2 -	2:11.807	7 - <b>2:10.279</b>
3 -	2:15.240	8 - 2:12.315
4 -	2:11.534	
5 -	2:22.736	
<b>62</b>	<b>Neil CAWTHORN</b>	MGA
1 -	7:42.559	6 - 1:43.240
2 -	1:56.753	7 - 1:43.078
3 -	1:50.670	8 - <b>1:42.902</b>
4 -	1:46.522	9 - 1:43.870
5 -	1:45.586	
<b>66</b>	<b>Robert MACVICAR</b>	Jaguar XJC
1 -	7:14.965	6 - 1:57.024
2 -	2:00.777	7 - 1:55.362
3 -	1:59.058	8 - 1:59.410
4 -	2:07.211	9 - <b>1:54.926</b>
5 -	1:58.805	
<b>76</b>	<b>James SHEA</b>	Jaguar XJ6
1 -	6:46.039	6 - 1:51.097
2 -	1:53.715	7 - 1:52.192
3 -	<b>1:50.128</b>	8 - 1:52.060
4 -	1:51.929	9 - 1:51.254
5 -	1:52.281	
<b>90</b>	<b>Dennis BRON</b>	MGA
1 -	7:30.731	6 - 1:49.981
2 -	2:05.894	7 - 1:49.221
3 -	2:04.197	8 - 1:48.793
4 -	1:49.001	9 - <b>1:47.690</b>
5 -	1:48.814	

# MGA Trophy/Jaguar LAP ANALYSIS

(contd.)

<b>94</b>	<b>Jon McDONALD</b>	MGA
1 - 7:30.186	6 - <b>1:55.180</b>	
2 - 2:07.387	7 - 1:56.614	
3 - 2:04.158	8 - 1:55.404	
4 - 1:55.800		
5 - 1:56.882		
<b>126</b>	<b>Neil TAYLOR</b>	Jaguar S Type
1 - 7:02.598	6 - 1:53.660	
2 - 1:58.422	7 - 1:53.583	
3 - 1:54.220	8 - <b>1:52.414</b>	
4 - 1:54.295	9 - 1:53.954	
5 - 1:52.652		
<b>146</b>	<b>VAN USSELL</b>	MGA
1 - 7:22.329		
2 - <b>2:13.953</b>		

**MGA Trophy  
GRID - Race 15**

ROW 11	29	CADMAN	
ROW 10	27	DANIELL	146 VAN USSELL
ROW 9	26	DOLLIMORE	20 KEELING
ROW 8	25	DANIELL	36 IRELAND
ROW 7	9	CARTER	12 GURNEY
ROW 6	94	McDONALD	10 BRYANT
ROW 5	31	CODY	16 HISCOCKS
ROW 4	7	COLES	33 KYSON
ROW 3	90	BRON	42 INNES-KER
ROW 2	14	SMITH	24 LINES
ROW 1	62	CAWTHORN	11 JONES
<b>POLE</b>			
			

**Weather/Track - Bright/Dry**  
**These results are provisional until the conclusion of any judicial and technical matters.**

Silverstone Inter  
 Circuit Length = 2.2490 miles.  
 Start: 11:14 End: 11:29

Clerk of Course:	Stewards:	Timekeeper:
------------------	-----------	-------------



# MGA Trophy

## RACE RESULT - Race 15

POS	NO	CL	NAME	NAT	ENTRY	TIME	LAPS	GAP	MPH	BEST
1	62		Neil CAWTHORN		MGA	13:38.190	8		79.38	1:40.553
2	11		Colin JONES		MGA	13:39.517	8	1.327	79.25	1:40.121
3	14		Steve SMITH		MGA	14:08.825	8	30.635	76.51	1:44.101
4	42		Robert INNES-KER		MGA	14:27.554	8	49.364	74.86	1:46.258
5	31		Ron CODY		MGA	14:32.174	8	53.984	74.46	1:46.381
6	90		Dennis BRON		MGA	14:33.539	8	55.349	74.35	1:46.744
7	33		Alan KYSON		MGA	15:00.917	8	1:22.727	72.09	1:50.409
8	7		Graham COLES		MGA	15:15.214	8	1:37.024	70.96	1:50.779
9	9		Barrie CARTER		MGA	13:39.182	7	1 LAP	69.40	1:54.626
10	10		Terry BRYANT		MGA	13:43.859	7	1 LAP	69.00	1:55.047
11	94		Jon McDONALD		MGA	13:44.600	7	1 LAP	68.94	1:54.367
12	16		Peter HISCOCKS		MGA	13:44.686	7	1 LAP	68.93	1:55.016
13	25		Mark DANIELL		MGA	13:46.886	7	1 LAP	68.75	1:54.857
14	12		Simon GURNEY		MGA	13:49.688	7	1 LAP	68.52	1:55.670
15	6		Brian IRELAND		MGA	14:44.515	7	1 LAP	64.27	2:02.166
16	26		Mark DOLLIMORE		MGA	14:46.853	7	1 LAP	64.10	2:02.451
17	27		Roger DANIELL		MGA	14:57.398	7	1 LAP	63.35	2:04.886
18	24		Bob LINES		MGA	13:40.673	6	2 LAPS	59.40	1:47.397
19	29		Chris CADMAN		MGA	13:40.852	6	2 LAPS	59.39	2:10.738
NOT CLASSIFIED										
20			David KEELING		MGA	13:37.573	6	D.N.F.	59.63	2:12.374
46			Dirk VAN USSEL		MGA	14:00.922	5	N.C.F.	48.35	2:13.900
FASTEST LAP										
11			Colin JONES		MGA	1:40.121	6	80.86mph	130.14kph	

Weather/Track - Cloudy/Dry

These results are provisional until the conclusion of any judicial and technical matters.

Silverstone Inter  
Circuit Length = 2.2490 miles.  
Start: 16:00 End: 16:14

Clerk of Course:	Stewards:	Timekeeper:
------------------	-----------	-------------

# MGA Trophy LAP CHART

Lap 1			Lap 2			Lap 3			Lap 4			Lap 5		
No	Behind	Laptime	No	Behind	Laptime	No	Behind	Laptime	No	Behind	Laptime	No	Behind	Laptime
62		1:50.827	62		1:40.965	62		1:40.918	62		1:40.698	62		1:40.819
11	0.515	1:51.342	11	0.716	1:41.166	11	1.102	1:41.304	20	1 LAP	2:14.716	11	1.528	1:40.644
14	2.919	1:53.746	14	6.055	1:44.101	14	9.963	1:44.826	11	1.703	1:41.299	26	1 LAP	2:04.288
42	7.565	1:58.392	42	14.477	1:47.877	42	21.226	1:47.667	29	1 LAP	2:16.466	27	1 LAP	2:04.886
90	10.125	2:00.952	90	16.812	1:47.652	90	23.250	1:47.356	14	13.954	1:44.689	14	17.865	1:44.730
31	10.238	2:01.065	31	17.713	1:48.440	31	23.716	1:46.921	42	27.029	1:46.501	42	33.640	1:47.430
33	13.196	2:04.023	33	24.287	1:52.056	33	34.154	1:50.785	90	29.296	1:46.744	46	2 LAPS	4:36.369
7	13.559	2:04.386	7	24.829	1:52.235	7	34.690	1:50.779	31	29.399	1:46.381	31	35.991	1:47.411
9	16.938	2:07.765	9	31.072	1:55.099	9	45.212	1:55.058	33	43.877	1:50.421	20	1 LAP	2:15.504
10	18.585	2:09.412	10	33.314	1:55.694	10	48.300	1:55.904	7	46.041	1:52.049	90	36.991	1:48.514
16	19.448	2:10.275	16	33.793	1:55.310	16	49.059	1:56.184	9	59.744	1:55.230	29	1 LAP	2:13.703
12	20.657	2:11.484	12	36.317	1:56.625	12	51.069	1:55.670	10	1:02.649	1:55.047	33	53.779	1:50.721
94	21.479	2:12.306	94	36.829	1:56.315	94	51.541	1:55.630	16	1:03.377	1:55.016	7	58.187	1:52.965
46	23.073	2:13.900	25	39.010	1:56.265	25	53.364	1:55.272	94	1:06.904	1:56.061	9	1:13.551	1:54.626
25	23.710	2:14.537	6	50.955	2:04.193	24	1 LAP	3:55.661	12	1:07.865	1:57.494	10	1:17.304	1:55.474
6	27.727	2:18.554	26	54.940	2:05.987	6	1:15.204	2:05.167	25	1:08.143	1:55.477	16	1:17.683	1:55.125
26	29.918	2:20.745	27	55.568	2:06.103	26	1:21.210	2:07.188	24	1 LAP	1:49.353	94	1:20.452	1:54.367
27	30.430	2:21.257	46	59.967	2:17.859P	27	1:21.629	2:06.979	6	1:40.520	2:06.014	25	1:22.615	1:55.291
20	35.244	2:26.071	20	1:08.306	2:14.027							12	1:22.963	1:55.917
24	40.563	2:31.390P	29	1:15.513	2:16.720							24	1 LAP	1:48.324
29	39.758	2:30.585												

# MGA Trophy LAP CHART

(contd.)

Lap 6			Lap 7			Lap 8			Lap 9			Lap 10		
No	Behind	Laptime	No	Behind	Laptime	No	Behind	Laptime	No	Behind	Laptime	No	Behind	Laptime
62		1:40.807	62		1:40.553	62		1:42.603						
11	0.842	1:40.121	11	0.645	1:40.356	9	1 LAP	1:56.211						
14	23.477	1:46.419	14	27.763	1:44.839	11	1.327	1:43.285						
6	1 LAP	2:05.752	42	45.450	1:46.912	24	2 LAPS	1:48.548						
26	1 LAP	2:03.173	6	1 LAP	2:02.669	29	2 LAPS	2:10.738						
27	1 LAP	2:05.400	31	48.126	1:47.108	10	1 LAP	1:56.887						
42	39.091	1:46.258	26	1 LAP	2:03.021	94	1 LAP	1:55.041						
31	41.571	1:46.387	90	50.680	1:47.433	16	1 LAP	1:57.369						
90	43.800	1:47.616	27	1 LAP	2:07.158	25	1 LAP	1:54.857						
33	1:04.532	1:51.560	33	1:14.921	1:50.942	12	1 LAP	1:56.406						
20	1 LAP	2:14.881	7	1:25.868	1:53.616	46	3 LAPS	2:30.670P						
7	1:12.805	1:55.425	20	1 LAP	2:12.374	14	30.635	1:45.475						
29	1 LAP	2:12.640				42	49.364	1:46.517						
46	2 LAPS	2:22.124				31	53.984	1:48.461						
9	1:27.937	1:55.193				90	55.349	1:47.272						
10	1:31.938	1:55.441				6	1 LAP	2:02.166						
16	1:32.283	1:55.407				26	1 LAP	2:02.451						
94	1:34.525	1:54.880				27	1 LAP	2:05.615						
25	1:36.995	1:55.187				33	1:22.727	1:50.409						
24	1 LAP	1:47.397				7	1:37.024	1:53.759						
12	1:38.248	1:56.092												

**Jaguars  
GRID - Race 16**

ROW 9	55	BRADFORD	
ROW 8	3	GEORGE	46 SEWELL
ROW 7	66	MACVICAR	48 TBD
ROW 6	126	TAYLOR	54 WALKER
ROW 5	32	DORLIN	30 DREWERY
ROW 4	51	PEARCE	19 PALMER
ROW 3	39	BOON	1 DORLIN
ROW 2	21	KIRKHAM	76 SHEA
ROW 1	6	BELL	22 NORTH
<b>POLE</b>			

**Weather/Track - Bright/Dry** Silverstone Inter  
**These results are provisional until the conclusion of any judicial and technical matters.** Circuit Length = 2.2490 miles.  
Start: 11:14 End: 11:29

Clerk of Course:	Stewards:	Timekeeper:
------------------	-----------	-------------

# Soilmec JEC Saloon Racing

## RACE RESULT - Race 16

POS	NO	CL	NAME	NAT	ENTRY	TIME	LAPS	GAP	MPH	BEST
1	6	B	Pete BELL		Jaguar XJ6	14:49.315	8		73.03	1:48.667
2	21	B	Howard KIRKHAM		Jaguar XJ40	14:50.056	8	0.741	72.97	1:48.596
3	22	B	Zoe NORTH		Jaguar XJC	14:51.768	8	2.453	72.83	1:48.492
4	51	D	Derek PEARCE		Jaguar Mk11	14:54.028	8	4.713	72.64	1:48.324
5	76	B	James SHEA		Jaguar XJ6	14:56.436	8	7.121	72.45	1:49.344
6	39	E	Chris BOON		Jaguar XJR	14:58.524	8	9.209	72.28	1:50.076
7	65	B	Simon LEWIS		Jaguar XJ6	14:58.829	8	9.514	72.25	1:48.197
8	1	A	Peter DORLIN		Jaguar Mk2	15:01.232	8	11.917	72.06	1:50.093
9	19	E	Chris PALMER		Jaguar XJ6	15:05.944	8	16.629	71.69	1:51.027
10	54	B	Rick WALKER		Jaguar XJ6	15:09.714	8	20.399	71.39	1:51.154
11	26	E	Neil TAYLOR		Jaguar S Type	15:09.933	8	20.618	71.37	1:50.716
12	32	B	Richard DORLIN		Jaguar XJ6	15:14.134	8	24.819	71.04	1:50.360
13	30	A	Robert DREWERY		Daimler Sovereign	15:25.568	8	36.253	70.17	1:53.031
14	66	B	Robert MACVICAR		Jaguar XJC	15:56.877	8	1:07.562	67.87	1:56.115
15	46	A	Dean SEWELL		Jaguar XJ6	15:59.866	8	1:10.551	67.66	1:57.391
16	3	E	Brian GEORGE		Jaguar XJ6	14:50.138	7	1 LAP	63.86	1:58.459
17	55	A	Phil BRADFORD		Daimler XJ 2 Door Coupe	14:52.992	7	1 LAP	63.66	2:04.645

### FASTEST LAP

65	B	Simon LEWIS	Jaguar XJ6	1:48.197	7	74.83mph	120.42kph
51	D	Derek PEARCE	Jaguar Mk11	1:48.324	8	74.74mph	120.28kph
39	E	Chris BOON	Jaguar XJR	1:50.076	4	73.55mph	118.37kph
1	A	Peter DORLIN	Jaguar Mk2	1:50.093	6	73.54mph	118.35kph

Weather/Track - Cloudy/Dry

These results are provisional until the conclusion of any judicial and technical matters.

Silverstone Inter  
Circuit Length = 2.2490 miles.  
Start: 16:26 End: 16:41

Clerk of Course:	Stewards:	Timekeeper:
------------------	-----------	-------------

# Soilmec JEC Saloon Racing

## LAP CHART

Lap 1			Lap 2			Lap 3			Lap 4			Lap 5		
No	Behind	Laptime	No	Behind	Laptime	No	Behind	Laptime	No	Behind	Laptime	No	Behind	Laptime
21		2:00.287	21		1:50.643	21		1:50.070	21		1:50.619	21		1:50.382
76	0.662	2:00.949	76	0.650	1:50.631	76	0.697	1:50.117	6	0.934	1:50.307	6	0.000	1:49.448
1	1.976	2:02.263	39	1.970	1:50.525	6	1.246	1:48.667	76	2.064	1:51.986	76	1.026	1:49.344
39	2.088	2:02.375	51	2.222	1:50.485	39	3.461	1:51.561	39	2.918	1:50.076	22	1.552	1:48.492
51	2.380	2:02.667	6	2.649	1:50.552	22	5.392	1:49.654	22	3.442	1:48.669	51	2.729	1:49.003
6	2.740	2:03.027	1	4.670	1:53.337	1	5.580	1:50.980	51	4.108	1:49.019	39	4.236	1:51.700
32	3.890	2:04.177	32	4.914	1:51.667	51	5.708	1:53.556	1	6.357	1:51.396	1	7.524	1:51.549
19	4.291	2:04.578	22	5.808	1:50.899	32	6.987	1:52.143	32	6.793	1:50.425	32	7.979	1:51.568
54	4.923	2:05.210	19	6.987	1:53.339	19	7.989	1:51.072	19	8.397	1:51.027	19	9.205	1:51.190
26	5.429	2:05.716	54	7.620	1:53.340	54	9.568	1:52.018	54	10.710	1:51.761	65	11.888	1:48.878
22	5.552	2:05.839	26	8.643	1:53.857	26	10.019	1:51.446	65	13.392	1:53.453	54	12.474	1:52.146
30	8.011	2:08.298	65	10.902	1:52.417	65	10.558	1:49.726	26	13.737	1:54.337	26	14.110	1:50.755
65	9.128	2:09.415	30	12.997	1:55.629	30	16.160	1:53.233	30	18.572	1:53.031	30	22.158	1:53.968
3	11.261	2:11.548	3	19.077	1:58.459	46	29.760	1:59.345	46	37.150	1:58.009	66	44.490	1:57.430
46	13.183	2:13.470	46	20.485	1:57.945	66	30.700	1:56.115	66	37.442	1:57.361	46	44.584	1:57.816
55	16.462	2:16.749	66	24.655	1:56.375	3	30.994	2:01.987	55	1:03.938	2:07.417	55	1:19.461	2:05.905
66	18.923	2:19.210	55	30.464	2:04.645	55	47.140	2:06.746	3	1:05.882	2:25.507	3	1:20.130	2:04.630

# Soilmec JEC Saloon Racing

## LAP CHART

(contd.)

Lap 6			Lap 7			Lap 8			Lap 9			Lap 10		
No	Behind	Laptime	No	Behind	Laptime	No	Behind	Laptime	No	Behind	Laptime	No	Behind	Laptime
6		1:49.409	6		1:49.098	6		1:48.807						
21	1.276	1:50.685	21	0.774	1:48.596	21	0.741	1:48.774						
22	2.802	1:50.659	22	2.578	1:48.874	3	1 LAP	2:04.596						
76	4.377	1:52.760	51	5.196	1:49.387	22	2.453	1:48.682						
51	4.907	1:51.587	76	6.274	1:50.995	55	1 LAP	2:05.941						
39	5.926	1:51.099	39	7.690	1:50.862	51	4.713	1:48.324						
1	8.208	1:50.093	1	9.522	1:50.412	76	7.121	1:49.654						
32	8.930	1:50.360	65	10.030	1:48.197	39	9.209	1:50.326						
65	10.931	1:48.452	19	13.973	1:51.190	65	9.514	1:48.291						
19	11.881	1:52.085	54	16.804	1:51.683	1	11.917	1:51.202						
54	14.219	1:51.154	26	17.312	1:50.993	19	16.629	1:51.463						
26	15.417	1:50.716	32	22.742	2:02.910	54	20.399	1:52.402						
30	26.003	1:53.254	30	31.313	1:54.408	26	20.618	1:52.113						
66	51.258	1:56.177	66	59.137	1:56.977	32	24.819	1:50.884						
46	53.257	1:58.082	46	1:01.967	1:57.808	30	36.253	1:53.747						
3	1:34.132	2:03.411				66	1:07.562	1:57.232						
55	1:35.641	2:05.589				46	1:10.551	1:57.391						

# Mini Se7en Championship

## QUALIFYING - Race 10

POS	NO	CL	NAME	NAT	ENTRY	TIME	LAPS	GAP	MPH
1	3		Geoff LETTS		Rover Mini	1:48.174	9		74.84
2	46		Max HUNTER		Mini	1:48.614	7	0.440	74.54
3	78		Paul McGARRY		Mini Seven	1:48.646	9	0.472	74.52
4	1		Paul THOMPSON		Rover Mini	1:48.662	8	0.488	74.51
5	5		Kane ASTIN		Mini Seven	1:48.886	9	0.712	74.35
6	2		Andrew DEVINY		Rover Mini	1:49.214	9	1.040	74.13
7	35		Paul SPARK		Rover Seven	1:49.929	6	1.755	73.65
8	6		Dave BANWELL		Rover Mini	1:49.999	9	1.825	73.60
9	7		Alan LETTS		Mini 7	1:50.158	9	1.984	73.49
10	21		Paul CLARK		Mini	1:50.203	9	2.029	73.46
11	37		Gareth HUNT		Mini Seven	1:50.575	9	2.401	73.22
12	11		Andy BURGE		Mini 7	1:50.696	9	2.522	73.14
13	14		Martin WAGER		Mini Seven	1:50.889	9	2.715	73.01
14	71		Dick HUNTER		Mini Seven	1:50.941	8	2.767	72.97
15	82		Andrew RUTHVEN		Mini Se7en	1:51.262	9	3.088	72.76
16	22		Graeme DAVIS		Mini 7	1:51.543	9	3.369	72.58
17	16		James WINNIFRITH		Mini Se7en	1:51.747	9	3.573	72.45
18	77	S	Tristen KNIGHT		Mini 7	1:51.763	9	3.589	72.44
19	8		Damon ASTIN		Mini Seven	1:51.798	4	3.624	72.42
20	24		James Bowers COULSON		Mini 7	1:52.158	9	3.984	72.18
21	23		Ricky HORNE		Mini	1:52.536	9	4.362	71.94
22	34		Anthony TOWEY		Mini	1:53.218	9	5.044	71.51
23	20		Darren THOMAS		Mini 7	1:53.914	7	5.740	71.07
24	60		Malcolm KEAT		Mini Seven	1:54.093	8	5.919	70.96
25	50		Ian DEVINY		Rover Mini	1:54.974	3	6.800	70.41
26	15		Steven BAKER		Rover Mini	1:55.225	9	7.051	70.26
27	68		Clive TONGE		Mini Seven	1:55.456	9	7.282	70.12
28	47		Kelvin EDGAR		Morris Mini	1:58.088	9	9.914	68.56
29	26		Lee JONES		Mini	2:10.433	3	22.259	62.07
30	38		Steven HOPPER		Mini Seven	2:16.089	4	27.915	59.49

Silverstone Inter  
Circuit Length = 2.2490 miles.  
Start: 11:34 End: 11:49

Weather/Track - Bright/Dry  
These results are provisional until the conclusion of any judicial and technical matters.

Clerk of Course:	Stewards:	Timekeeper:
------------------	-----------	-------------



# Mini Se7en Championship

## LAP ANALYSIS

<b>1</b>	<b>Paul THOMPSON</b>	Rover Mini
	1 - 5:16.408    6 - 1:56.300 2 - 1:55.076    7 - 1:55.835 3 - 1:52.738    8 - 2:15.381P 4 - 1:51.308 5 - <b>1:48.662</b>	
<b>2</b>	<b>Andrew DEVINY</b>	Rover Mini
	1 - 5:11.138    6 - <b>1:49.214</b> 2 - 1:52.096    7 - 1:49.214 3 - 1:50.173    8 - 1:59.385 4 - 1:50.117    9 - 1:50.117 5 - 1:49.355	
<b>3</b>	<b>Geoff LETTS</b>	Rover Mini
	1 - 5:15.337    6 - 1:48.706 2 - 1:51.484    7 - 1:49.206 3 - 1:49.105    8 - 1:53.413 4 - 1:49.633    9 - 1:50.066 5 - <b>1:48.174</b>	
<b>5</b>	<b>Kane ASTIN</b>	Mini Seven
	1 - 5:16.769    6 - 1:49.155 2 - 1:55.122    7 - <b>1:48.886</b> 3 - 1:51.027    8 - 1:54.097 4 - 1:48.972    9 - 1:51.460 5 - 1:49.072	
<b>6</b>	<b>Dave BANWELL</b>	Rover Mini
	1 - 5:39.487    6 - <b>1:49.999</b> 2 - 2:07.724    7 - 1:59.927 3 - 1:51.616    8 - 1:56.913 4 - 1:51.564    9 - 1:51.149 5 - 1:52.438	
<b>7</b>	<b>Alan LETTS</b>	Mini 7
	1 - 5:11.025    6 - 1:51.115 2 - 1:53.250    7 - 1:50.596 3 - 1:51.008    8 - 1:55.340 4 - 1:50.804    9 - 2:14.341P 5 - <b>1:50.158</b>	
<b>8</b>	<b>Damon ASTIN</b>	Mini Seven
	1 - 5:17.107 2 - 1:55.240 3 - 1:51.875 4 - <b>1:51.798</b>	

# Mini Se7en Championship LAP ANALYSIS

(contd.)

<b>11</b>	<b>Andy BURGE</b>	Mini 7
1 -	5:13.753	6 - 1:53.298
2 -	1:56.347	7 - 1:55.613
3 -	1:51.640	8 - 1:56.170
4 -	<b>1:50.696</b>	9 - 1:56.813
5 -	1:51.365	
<b>14</b>	<b>Martin WAGER</b>	Mini Seven
1 -	5:25.291	6 - <b>1:50.889</b>
2 -	1:57.531	7 - 1:54.067
3 -	1:55.467	8 - 1:52.946
4 -	1:54.890	9 - 1:53.317
5 -	1:51.364	
<b>15</b>	<b>Steven BAKER</b>	Rover Mini
1 -	5:22.768	6 - 1:56.050
2 -	1:59.076	7 - 1:55.836
3 -	1:55.486	8 - <b>1:55.225</b>
4 -	1:56.219	9 - 1:56.610
5 -	1:56.169	
<b>16</b>	<b>James WINNIFRITH</b>	Mini Se7en
1 -	5:32.289	6 - 1:52.235
2 -	2:06.493	7 - 1:54.469
3 -	1:53.442	8 - 1:59.884
4 -	1:55.512	9 - <b>1:51.747</b>
5 -	1:56.151	
<b>20</b>	<b>Darren THOMAS</b>	Mini 7
1 -	5:13.712	6 - 1:54.918
2 -	1:56.378	7 - 2:15.477P
3 -	1:54.382	
4 -	1:54.372	
5 -	<b>1:53.914</b>	
<b>21</b>	<b>Paul CLARK</b>	Mini
1 -	5:26.975	6 - 1:50.557
2 -	2:01.555	7 - 2:02.439
3 -	<b>1:50.203</b>	8 - 1:51.529
4 -	1:52.043	9 - 1:58.539
5 -	1:51.441	
<b>22</b>	<b>Graeme DAVIS</b>	Mini 7
1 -	5:25.629	6 - <b>1:51.543</b>
2 -	2:00.288	7 - 1:55.651
3 -	1:52.153	8 - 1:52.576
4 -	1:52.340	9 - 1:52.991
5 -	1:53.285	

# Mini Se7en Championship LAP ANALYSIS

(contd.)

<b>23</b>	<b>Ricky HORNE</b>	Mini
1 -	5:29.632	6 - 1:52.754
2 -	2:05.929	7 - 1:56.337
3 -	1:54.798	8 - 1:57.830
4 -	1:53.327	9 - 1:52.558
5 -	<b>1:52.536</b>	
<b>24</b>	<b>James Bowers COULSON</b>	Mini 7
1 -	5:17.890	6 - 1:54.521
2 -	1:57.717	7 - 1:55.658
3 -	1:52.648	8 - 1:54.654
4 -	1:53.240	9 - 1:53.744
5 -	<b>1:52.158</b>	
<b>26</b>	<b>Lee JONES</b>	Mini
1 -	5:40.990	
2 -	<b>2:10.433</b>	
3 -	2:39.975P	
<b>34</b>	<b>Anthony TOWEY</b>	Mini
1 -	5:29.177	6 - 1:53.550
2 -	2:02.114	7 - 1:54.452
3 -	1:53.747	8 - 1:55.500
4 -	1:53.628	9 - 2:03.931
5 -	<b>1:53.218</b>	
<b>35</b>	<b>Paul SPARK</b>	Rover Seven
1 -	5:22.068	6 - 1:51.131
2 -	1:51.694	
3 -	1:50.456	
4 -	<b>1:49.929</b>	
5 -	1:50.415	
<b>37</b>	<b>Gareth HUNT</b>	Mini Seven
1 -	5:22.997	6 - 1:54.850
2 -	1:54.476	7 - 2:01.980
3 -	1:50.952	8 - 1:59.187
4 -	<b>1:50.575</b>	9 - 1:53.577
5 -	1:50.855	
<b>38</b>	<b>Steven HOPPER</b>	Mini Seven
1 -	5:26.010	
2 -	2:25.266	
3 -	<b>2:16.089</b>	
4 -	2:26.823P	

# Mini Se7en Championship LAP ANALYSIS

(contd.)

<b>46</b>	<b>Max HUNTER</b>	Mini
1 - 5:37.197	6 - <b>1:48.614</b>	
2 - 2:20.516	7 - 2:10.104P	
3 - 1:50.552		
4 - 1:49.355		
5 - 2:00.430		
<b>47</b>	<b>Kelvin EDGAR</b>	Morris Mini
1 - 5:24.653	6 - 1:58.857	
2 - 2:05.532	7 - 2:01.502	
3 - 2:02.190	8 - 1:59.779	
4 - 2:00.148	9 - 2:02.123	
5 - <b>1:58.088</b>		
<b>50</b>	<b>Ian DEVINY</b>	Rover Mini
1 - 5:11.147		
2 - <b>1:54.974</b>		
3 - 1:57.209		
<b>60</b>	<b>Malcolm KEAT</b>	Mini Seven
1 - 5:26.952	6 - <b>1:54.093</b>	
2 - 2:03.323	7 - 1:57.699	
3 - 1:55.190	8 - 1:56.103	
4 - 2:07.896		
5 - 1:57.339		
<b>68</b>	<b>Clive TONGE</b>	Mini Seven
1 - 5:38.675	6 - 1:56.107	
2 - 2:04.552	7 - 2:02.791	
3 - <b>1:55.456</b>	8 - 1:58.696	
4 - 1:56.881	9 - 2:00.104	
5 - 1:58.976		
<b>71</b>	<b>Dick HUNTER</b>	Mini Seven
1 - 5:37.688	6 - 1:51.173	
2 - 2:25.362	7 - 1:59.886	
3 - 1:52.190	8 - 2:10.254P	
4 - 1:51.626		
5 - <b>1:50.941</b>		
<b>77</b>	<b>Tristen KNIGHT</b>	Mini 7
1 - 5:40.543	6 - 1:51.981	
2 - 2:06.882	7 - 1:59.581	
3 - 1:52.088	8 - 1:54.162	
4 - 1:56.071	9 - <b>1:51.763</b>	
5 - 1:51.883		


# Mini Se7en Championship LAP ANALYSIS

(contd.)

<b>78</b>	<b>Paul McGARRY</b>	Mini Seven
1 - 5:21.399	6 - 1:48.874	
2 - 1:51.117	7 - <b>1:48.646</b>	
3 - 1:49.298	8 - 1:55.176	
4 - 1:48.779	9 - 2:17.074P	
5 - 1:48.669		
<b>82</b>	<b>Andrew RUTHVEN</b>	Mini Se7en
1 - 5:40.899	6 - 1:51.348	
2 - 2:00.034	7 - 1:59.604	
3 - 1:51.959	8 - 1:55.900	
4 - 1:55.412	9 - 1:57.452	
5 - <b>1:51.262</b>		

# Mini Se7en Championship

## GRID - Race 10

ROW 15	2:10.433 26 JONES	2:16.089 38 HOPPER
ROW 14	1:55.456 68 TONGE	1:58.088 47 EDGAR
ROW 13	1:54.974 50 DEVINY	1:55.225 15 BAKER
ROW 12	1:53.914 20 THOMAS	1:54.093 60 KEAT
ROW 11	1:52.536 23 HORNE	1:53.218 34 TOWEY
ROW 10	1:51.798 8 ASTIN	1:52.158 24 COULSON
ROW 9	1:51.747 16 WINNIFRITH	1:51.763 77 KNIGHT
ROW 8	1:51.262 82 RUTHVEN	1:51.543 22 DAVIS
ROW 7	1:50.889 14 WAGER	1:50.941 71 HUNTER
ROW 6	1:50.575 37 HUNT	1:50.696 11 BURGE
ROW 5	1:50.158 7 LETTS	1:50.203 21 CLARK
ROW 4	1:49.929 35 SPARK	1:49.999 6 BANWELL
ROW 3	1:48.886 5 ASTIN	1:49.214 2 DEVINY
ROW 2	1:48.646 78 McGARRY	1:48.662 1 THOMPSON
ROW 1	1:48.174 3 LETTS	1:48.614 46 HUNTER
<b>POLE</b>		
		

**Weather/Track - Bright/Dry**  
**These results are provisional until the conclusion of any judicial and technical matters.**

Silverstone Inter  
 Circuit Length = 2.2490 miles.  
 Start: 11:34 End: 11:49

Clerk of Course:	Stewards:	Timekeeper:
------------------	-----------	-------------

# Mini Se7en Championship

## RACE RESULT - Race 10

POS	NO	CL	NAME	NAT	ENTRY	TIME	LAPS	GAP	MPH	BEST
1	2		Andrew DEVINY		Rover Mini	14:46.537	8		73.26	1:48.521
2	1		Paul THOMPSON		Rover Mini	14:46.790	8	0.253	73.23	1:48.420
3	3		Geoff LETTS		Rover Mini	14:47.964	8	1.427	73.14	1:49.045
4	46		Max HUNTER		Mini	14:48.126	8	1.589	73.12	1:48.743
5	5		Kane ASTIN		Mini Seven	14:52.876	8	6.339	72.74	1:49.657
6	21		Paul CLARK		Mini	14:55.057	8	8.520	72.56	1:49.971
7	14		Martin WAGER		Mini Seven	15:00.911	8	14.374	72.09	1:50.462
8	7		Alan LETTS		Mini 7	15:01.239	8	14.702	72.06	1:50.259
9	22		Graeme DAVIS		Mini 7	15:01.458	8	14.921	72.04	1:50.350
10	6		Dave BANWELL		Rover Mini	15:01.999	8	15.462	72.00	1:50.105
11	71		Dick HUNTER		Mini Seven	15:02.215	8	15.678	71.98	1:49.940
12	37		Gareth HUNT		Mini Seven	15:02.713	8	16.176	71.94	1:49.967
13	8		Damon ASTIN		Mini Seven	15:02.836	8	16.299	71.93	1:49.046
14	82		Andrew RUTHVEN		Mini Se7en	15:03.569	8	17.032	71.87	1:49.148
15	35		Paul SPARK		Rover Seven	15:04.835	8	18.298	71.77	1:50.102
16	77	S	Tristen KNIGHT		Mini 7	15:07.089	8	20.552	71.60	1:50.213
17	16		James WINNIFRITH		Mini Se7en	15:09.034	8	22.497	71.44	1:50.630
18	23		Ricky HORNE		Mini	15:09.109	8	22.572	71.44	1:49.972
19	34		Anthony TOWEY		Mini	15:22.948	8	36.411	70.37	1:52.637
20	15		Steven BAKER		Rover Mini	15:28.030	8	41.493	69.98	1:53.663
21	20		Darren THOMAS		Mini 7	15:30.285	8	43.748	69.81	1:53.878
22	60		Malcolm KEAT		Mini Seven	15:40.680	8	54.143	69.04	1:54.776

### NOT CLASSIFIED

11			Andy BURGE		Mini 7	13:13.514	7	D.N.F.	71.64	1:50.683
47			Kelvin EDGAR		Morris Mini	12:20.899	6	D.N.F.	65.80	2:00.086
78			Paul McGARRY		Mini Seven	8:04.125	4	D.N.F.	67.25	1:49.245
24			James Bowers COULSON		Mini 7	4:00.260	2	D.N.F.	68.13	1:53.161
68			Clive TONGE		Mini Seven	2:10.236	1	D.N.F.	63.52	2:10.236
38			Steven HOPPER		Mini Seven	2:40.093	1	D.N.F.	51.67	

### FASTEST LAP

1			Paul THOMPSON		Rover Mini	1:48.420	8	74.67mph	120.17kph	
77	S		Tristen KNIGHT		Mini 7	1:50.213	7	73.46mph	118.22kph	

Weather/Track - Cloudy/Dry

These results are provisional until the conclusion of any judicial and technical matters.

Silverstone Inter

Circuit Length = 2.2490 miles.

Start: 13:45 End: 13:59

Clerk of Course:	Stewards:	Timekeeper:
------------------	-----------	-------------

# Mini Se7en Championship

## LAP CHART

Lap 1			Lap 2			Lap 3			Lap 4			Lap 5		
No	Behind	Laptime	No	Behind	Laptime	No	Behind	Laptime	No	Behind	Laptime	No	Behind	Laptime
1		1:59.346	1		1:49.834	1		1:50.039	2		1:50.305	3		1:49.286
3	0.192	1:59.538	2	0.288	1:49.701	2	0.322	1:50.073	1	0.161	1:50.788	2	0.322	1:50.124
2	0.421	1:59.767	78	0.491	1:49.245	78	0.501	1:50.049	3	0.516	1:50.069	1	0.618	1:50.259
46	0.819	2:00.165	46	1.299	1:50.314	46	0.928	1:49.668	46	1.317	1:51.016	46	0.924	1:49.409
78	1.080	2:00.426	3	1.542	1:51.184	3	1.074	1:49.571	5	1.964	1:50.797	5	3.300	1:51.138
5	1.804	2:01.150	5	2.075	1:50.105	5	1.794	1:49.758	21	4.385	1:50.287	21	4.636	1:50.053
35	3.053	2:02.399	35	4.224	1:51.005	21	4.725	1:50.394	14	6.852	1:50.462	14	8.197	1:51.147
21	3.537	2:02.883	21	4.370	1:50.667	35	6.806	1:52.621	7	8.137	1:51.080	7	8.594	1:50.259
6	3.747	2:03.093	6	4.650	1:50.737	14	7.017	1:52.259	6	8.900	1:52.490	22	10.016	1:50.679
14	3.872	2:03.218	14	4.797	1:50.759	6	7.037	1:52.426	22	9.139	1:51.623	6	10.659	1:51.561
22	4.657	2:04.003	7	6.960	1:51.802	7	7.684	1:50.763	37	9.668	1:51.753	11	11.121	1:50.683
7	4.992	2:04.338	22	7.296	1:52.473	22	8.143	1:50.886	35	10.089	1:53.910	37	11.559	1:51.693
11	5.084	2:04.430	8	7.763	1:51.499	37	8.542	1:50.238	11	10.240	1:51.520	35	12.204	1:51.917
37	5.540	2:04.886	11	8.001	1:52.751	8	8.685	1:50.961	71	10.911	1:51.793	71	12.399	1:51.290
82	5.952	2:05.298	37	8.343	1:52.637	11	9.347	1:51.385	8	11.229	1:53.171	8	12.399	1:50.972
8	6.098	2:05.444	71	8.875	1:52.501	71	9.745	1:50.909	23	12.500	1:51.492	23	14.152	1:51.454
71	6.208	2:05.554	16	9.250	1:52.622	23	11.635	1:51.325	82	12.865	1:51.073	82	14.245	1:51.182
16	6.462	2:05.808	77	9.401	1:51.952	16	12.102	1:52.891	77	13.907	1:52.244	77	15.006	1:50.901
77	7.283	2:06.629	82	9.946	1:53.828	77	12.290	1:52.928	16	14.954	1:53.479	16	16.188	1:51.036
24	7.753	2:07.099	23	10.349	1:52.303	82	12.419	1:52.512	34	18.113	1:53.458	34	21.960	1:53.649
23	7.880	2:07.226	24	11.080	1:53.161	34	15.282	1:52.637	15	21.913	1:55.189	15	26.179	1:54.068
34	9.282	2:08.628	34	12.684	1:53.236	15	17.351	1:53.735	20	23.452	1:53.940	20	28.348	1:54.698
15	9.826	2:09.172	15	13.655	1:53.663	20	20.139	1:54.059	60	26.903	1:55.080	60	32.028	1:54.927
68	10.890	2:10.236	20	16.119	1:54.711	60	22.450	1:55.621	78	34.279	2:24.405P	47	58.010	2:00.086
20	11.242	2:10.588	60	16.868	1:54.776	47	37.284	2:00.344	47	47.726	2:01.069			
60	11.926	2:11.272	47	26.979	2:00.257									
47	16.556	2:15.902												
38	40.747	2:40.093P												



# Mini Se7en Championship

## LAP CHART

(contd.)

Lap 6			Lap 7			Lap 8			Lap 9			Lap 10		
No	Behind	Laptime	No	Behind	Laptime	No	Behind	Laptime	No	Behind	Laptime	No	Behind	Laptime
2		1:48.521	3		1:49.143	2		1:48.537						
3	0.202	1:49.045	2	0.164	1:49.509	1	0.253	1:48.420						
1	0.435	1:48.660	1	0.534	1:49.444	3	1.427	1:50.128						
46	0.824	1:48.743	46	0.698	1:49.219	46	1.589	1:49.592						
5	4.289	1:49.832	5	4.601	1:49.657	5	6.339	1:50.439						
21	6.039	1:50.246	21	6.665	1:49.971	21	8.520	1:50.556						
7	10.900	1:51.149	14	12.272	1:50.580	14	14.374	1:50.803						
14	11.037	1:51.683	7	12.879	1:51.324	7	14.702	1:50.524						
22	11.523	1:50.350	6	12.994	1:50.418	22	14.921	1:50.490						
6	11.921	1:50.105	22	13.132	1:50.954	6	15.462	1:51.169						
37	13.339	1:50.623	37	13.961	1:49.967	71	15.678	1:50.060						
11	13.525	1:51.247	71	14.319	1:49.940	37	16.176	1:50.916						
71	13.724	1:50.168	11	15.678	1:51.498	8	16.299	1:49.046						
8	14.572	1:51.016	8	15.954	1:50.727	82	17.032	1:49.148						
35	14.977	1:51.616	82	16.585	1:50.355	35	18.298	1:50.102						
23	15.281	1:49.972	35	16.897	1:51.265	77	20.552	1:51.652						
82	15.575	1:50.173	23	17.177	1:51.241	16	22.497	1:51.405						
77	16.733	1:50.570	77	17.601	1:50.213	23	22.572	1:54.096						
16	17.975	1:50.630	16	19.793	1:51.163	34	36.411	1:54.517						
34	26.323	1:53.206	34	30.595	1:53.617	15	41.493	1:54.089						
15	31.566	1:54.230	15	36.105	1:53.884	20	43.748	1:54.358						
20	33.383	1:53.878	20	38.091	1:54.053	60	54.143	1:56.030						
60	39.933	1:56.748	60	46.814	1:56.226									
47	1:12.408	2:03.241												

# Mini Miglia Championship / MG Metro Cup

## QUALIFYING - Race 12

POS	NO	CL	NAME	NAT	ENTRY	TIME	LAPS	GAP	MPH
1	3	MA	Bill SOLLIS		Bill Built Mini	1:39.281	9		81.55
2	21	MA	James HALL		Mini Miglia	1:39.321	10	0.040	81.51
3	2	MA	Kelly ROGERS		Mini Miglia	1:39.710	10	0.429	81.19
4	19	MA	Endaf OWENS		Mini Miglia	1:39.943	10	0.662	81.01
5	23	MA	Andrew HACK		Mini Miglia	1:40.395	10	1.114	80.64
6	8	MA	Tim SIMS		Simmini 2005 Mini Miglia	1:40.481	8	1.200	80.57
7	83	MA	Colin PEACOCK		Mini Miglia	1:40.836	10	1.555	80.29
8	39	MA	Paul WOODBRIDGE		Mini Miglia	1:41.144	8	1.863	80.04
9	6	MA	Mark SIMS		Mini Miglia	1:41.159	10	1.878	80.03
10	69	MA	Tony LE-MAY		Mini Miglia	1:41.582	10	2.301	79.70
11	7	MA	Ralph SAUNDERS		Mini Miglia	1:41.587	10	2.306	79.69
12	28	MA	Phil LEE		Mini Miglia	1:43.349	10	4.068	78.34
13	33	MA	Paul BAIRD		Mini Miglia	1:43.520	9	4.239	78.21
14	42	MA	Paul SIMMONDS		Mini Miglia	1:43.525	9	4.244	78.20
15	34	MA	Keith ALLINGTON		Mini Miglia	1:43.873	9	4.592	77.94
16	0	C	Paul LUTI		MG Metro	1:44.911	9	5.630	77.17
17	15	MA	Gordan POCOCK		Mini Miglia	1:45.384	3	6.103	76.82
18	55	MA	Michael GREEN		Mini Miglia	1:45.487	9	6.206	76.75
19	13	MB	Phil HARVEY		Motley Mini	1:45.548	9	6.267	76.70
20	16	C	Jon FLANIGAN		MG Metro Turbo	1:47.135	8	7.854	75.57
21	24	D	Dan LUDLOW		Rover Metro Gti	1:47.277	3	7.996	75.47
22	52	MC	Simon WHITE		MG Metro	1:48.226	9	8.945	74.81
23	96	C	David JAVES		MG Metro Turbo	1:48.625	9	9.344	74.53
24	53	C	Barry LAKE		Rover Metro Gti	1:49.353	4	10.072	74.03
25	35	MA	Ian FEATHERSTONE		Mini Miglia	1:50.247	9	10.966	73.43
26	49	C	Richard GARRARD		MG MetroTurbo	1:50.430	7	11.149	73.31
27	77	B	Rob MANSER		MG Metro	1:50.504	9	11.223	73.26
28	85	B	Rob CAMPBELL		Rover Metro GTi	1:51.308	9	12.027	72.73
29	32	C	Tony DOWLER		MG Metro	1:51.635	9	12.354	72.52
30	37	MC	Chris HARRIS		MG Metro	1:51.696	8	12.415	72.48
31	79	MB	Paul ASHTON		MG Metro	1:51.869	9	12.588	72.37
32	17	C	Tony HOWE		MG Metro	1:52.125	9	12.844	72.20
33	12	B	Iain PATTERSON		MG Metro	1:53.730	7	14.449	71.19
34	20	B	David HEASMAN		MG Metro	1:55.563	8	16.282	70.06
35	9	B	Eric EVANS		MG Metro	1:57.468	8	18.187	68.92
36	90	A	Terry BRACEY-WRIGHT		MG Metro	2:00.243	7	20.962	67.33
37	38	B	Steven CARTER		Rover Metro GTi	2:00.692	8	21.411	67.08
38	75	C	Stuart RAMELLA		Rover Metro Gti	2:05.546	6	26.265	64.49

Silverstone Inter  
Circuit Length = 2.2490 miles.  
Start: 11:59 End: 12:14

Weather/Track - Bright/Dry

These results are provisional until the conclusion of any judicial and technical matters.

Clerk of Course:	Stewards:	Timekeeper:

## Mini Miglia Championship / MG Metro Cup LAP ANALYSIS

<b>0</b>	<b>Paul LUTI</b>	MG Metro
1 - X:00.000	6 - 1:50.780	
2 - 1:54.322	7 - 1:59.111	
3 - 1:47.386	8 - <b>1:44.911</b>	
4 - 1:46.332	9 - 1:45.227	
5 - 1:45.995		
<b>2</b>	<b>Kelly ROGERS</b>	Mini Miglia
1 - X:00.000	6 - <b>1:39.710</b>	
2 - 1:49.608	7 - 1:57.265	
3 - 1:41.952	8 - 1:40.765	
4 - 1:40.019	9 - 1:40.593	
5 - 1:39.878	10 - 1:40.091	
<b>3</b>	<b>Bill SOLLIS</b>	Bill Built Mini
1 - X:00.000	6 - 1:43.345	
2 - 1:57.354	7 - 1:39.825	
3 - 1:40.431	8 - 1:39.321	
4 - 1:43.188	9 - <b>1:39.281</b>	
5 - 1:43.638		
<b>6</b>	<b>Mark SIMS</b>	Mini Miglia
1 - X:00.000	6 - 1:42.094	
2 - 1:49.055	7 - 1:42.331	
3 - 1:42.416	8 - 1:41.539	
4 - 1:41.588	9 - <b>1:41.159</b>	
5 - 1:41.216	10 - 1:44.846	
<b>7</b>	<b>Ralph SAUNDERS</b>	Mini Miglia
1 - X:00.000	6 - 1:44.566	
2 - 1:46.073	7 - 1:43.623	
3 - 1:43.020	8 - 1:48.976	
4 - <b>1:41.587</b>	9 - 1:47.516	
5 - 1:42.355	10 - 1:42.258	
<b>8</b>	<b>Tim SIMS</b>	Simmini 2005 Mini Miglia
1 - X:00.000	6 - 1:40.693	
2 - 1:50.755	7 - 1:41.426	
3 - 1:41.576	8 - 2:05.548P	
4 - 1:41.122		
5 - <b>1:40.481</b>		
<b>9</b>	<b>Eric EVANS</b>	MG Metro
1 - X:00.000	6 - 2:04.363	
2 - 2:13.958	7 - 1:59.175	
3 - 2:04.048	8 - <b>1:57.468</b>	
4 - 2:03.873		
5 - 2:07.903		

# Mini Miglia Championship / MG Metro Cup LAP ANALYSIS

(contd.)

<b>12</b>	<b>Iain PATTERSON</b>	MG Metro
1 - X:00.000	6 - 1:53.732	
2 - 2:04.510	7 - 2:08.320P	
3 - 1:55.869		
4 - 1:54.465		
5 - <b>1:53.730</b>		
<b>13</b>	<b>Phil HARVEY</b>	Motley Mini
1 - X:00.000	6 - 1:46.619	
2 - 2:03.527	7 - 1:47.412	
3 - 1:49.455	8 - <b>1:45.548</b>	
4 - 1:48.949	9 - 1:46.058	
5 - 1:47.648		
<b>15</b>	<b>Gordan POCOCK</b>	Mini Miglia
1 - X:00.000		
2 - 1:55.891		
3 - <b>1:45.384</b>		
<b>16</b>	<b>Jon FLANIGAN</b>	MG Metro Turbo
1 - X:00.000	6 - 1:47.182	
2 - 1:51.605	7 - 1:47.380	
3 - 1:51.162	8 - <b>1:47.135</b>	
4 - 4:15.376		
5 - 1:47.386		
<b>17</b>	<b>Tony HOWE</b>	MG Metro
1 - X:00.000	6 - 1:52.711	
2 - 2:05.427	7 - 1:52.413	
3 - 1:54.284	8 - 1:52.979	
4 - 1:53.179	9 - <b>1:52.125</b>	
5 - 1:57.406		
<b>19</b>	<b>Endaf OWENS</b>	Mini Miglia
1 - X:00.000	6 - 1:42.809	
2 - 1:43.914	7 - 1:41.172	
3 - 1:40.902	8 - 1:40.341	
4 - 1:40.674	9 - 1:40.974	
5 - 1:44.444	10 - <b>1:39.943</b>	
<b>20</b>	<b>David HEASMAN</b>	MG Metro
1 - X:00.000	6 - 2:01.152	
2 - 2:07.069	7 - 1:58.490	
3 - 2:05.763	8 - <b>1:55.563</b>	
4 - 2:00.611		
5 - 2:02.693		

# Mini Miglia Championship / MG Metro Cup LAP ANALYSIS

(contd.)

<b>21</b>	<b>James HALL</b>	Mini Miglia
1 -	X:00.000	6 - 1:47.851
2 -	1:42.270	7 - 1:47.336
3 -	1:39.546	8 - 1:39.545
4 -	<b>1:39.321</b>	9 - 1:39.858
5 -	1:47.187	10 - 1:39.905
<b>23</b>	<b>Andrew HACK</b>	Mini Miglia
1 -	X:00.000	6 - <b>1:40.395</b>
2 -	1:45.614	7 - 1:40.955
3 -	1:41.663	8 - 1:59.096
4 -	1:41.536	9 - 1:46.618
5 -	1:41.039	10 - 1:40.685
<b>24</b>	<b>Dan LUDLOW</b>	Rover Metro Gti
1 -	X:00.000	
2 -	1:52.962	
3 -	<b>1:47.277</b>	
<b>28</b>	<b>Phil LEE</b>	Mini Miglia
1 -	X:00.000	6 - 1:43.987
2 -	1:52.415	7 - 1:44.558
3 -	1:45.771	8 - 1:45.213
4 -	1:43.454	9 - 1:44.491
5 -	<b>1:43.349</b>	10 - 1:43.776
<b>32</b>	<b>Tony DOWLER</b>	MG Metro
1 -	X:00.000	6 - 1:52.477
2 -	1:57.768	7 - 1:53.467
3 -	1:54.029	8 - <b>1:51.635</b>
4 -	1:56.373	9 - 1:52.845
5 -	1:52.917	
<b>33</b>	<b>Paul BAIRD</b>	Mini Miglia
1 -	X:00.000	6 - 1:43.881
2 -	1:56.976	7 - <b>1:43.520</b>
3 -	1:45.913	8 - 1:45.297
4 -	1:46.911	9 - 1:44.331
5 -	1:43.650	
<b>34</b>	<b>Keith ALLINGTON</b>	Mini Miglia
1 -	X:00.000	6 - <b>1:43.873</b>
2 -	1:56.888	7 - 1:43.964
3 -	1:45.747	8 - 1:44.307
4 -	1:45.468	9 - 1:44.246
5 -	1:45.498	

# Mini Miglia Championship / MG Metro Cup LAP ANALYSIS

(contd.)

<b>35</b>	<b>Ian FEATHERSTONE</b>	Mini Miglia
1 - X:00.000	6 - 1:52.238	
2 - 2:04.690	7 - <b>1:50.247</b>	
3 - 1:51.464	8 - 1:50.284	
4 - 1:52.964	9 - 2:01.442	
5 - 1:52.840		
<b>37</b>	<b>Chris HARRIS</b>	MG Metro
1 - X:00.000	6 - 1:54.289	
2 - 2:18.322	7 - <b>1:51.696</b>	
3 - 1:56.240	8 - 1:52.162	
4 - 1:58.401		
5 - 1:54.173		
<b>38</b>	<b>Steven CARTER</b>	Rover Metro GTi
1 - X:00.000	6 - 2:02.833	
2 - 2:13.590	7 - 2:01.389	
3 - 2:04.143	8 - <b>2:00.692</b>	
4 - 2:03.558		
5 - 2:04.285		
<b>39</b>	<b>Paul WOODBRIDGE</b>	Mini Miglia
1 - X:00.000	6 - 4:28.058	
2 - 1:50.699	7 - 1:41.674	
3 - 1:43.847	8 - <b>1:41.144</b>	
4 - 1:41.260		
5 - 1:58.880P		
<b>42</b>	<b>Paul SIMMONDS</b>	Mini Miglia
1 - X:00.000	6 - 1:55.582	
2 - 1:52.548	7 - 1:44.587	
3 - 1:43.946	8 - 1:44.662	
4 - <b>1:43.525</b>	9 - 1:43.965	
5 - 1:44.587		
<b>49</b>	<b>Richard GARRARD</b>	MG MetroTurbo
1 - X:00.000	6 - 1:50.569	
2 - 2:44.987P	7 - <b>1:50.430</b>	
3 - 4:07.839		
4 - 1:53.294		
5 - 1:51.795		
<b>52</b>	<b>Simon WHITE</b>	MG Metro
1 - X:00.000	6 - 1:48.243	
2 - 1:55.592	7 - <b>1:48.226</b>	
3 - 1:52.434	8 - 1:48.957	
4 - 1:52.072	9 - 1:56.660	
5 - 1:48.810		

# Mini Miglia Championship / MG Metro Cup LAP ANALYSIS

(contd.)

<b>53</b>	<b>Barry LAKE</b>	Rover Metro Gti
1 - X:00.000 2 - 1:59.544 3 - <b>1:49.353</b> 4 - 1:52.312		
<b>55</b>	<b>Michael GREEN</b>	Mini Miglia
1 - X:00.000    6 - <b>1:45.487</b> 2 - 1:52.714    7 - 2:00.786 3 - 1:47.518    8 - 1:46.048 4 - 1:46.606    9 - 2:09.400 5 - 1:46.534		
<b>69</b>	<b>Tony LE-MAY</b>	Mini Miglia
1 - X:00.000    6 - 1:41.898 2 - 1:54.104    7 - 1:42.176 3 - 1:43.579    8 - 1:42.682 4 - 1:42.962    9 - 1:42.487 5 - 1:42.124    10 - <b>1:41.582</b>		
<b>75</b>	<b>Stuart RAMELLA</b>	Rover Metro Gti
1 - X:00.000    6 - 4:54.869 2 - <b>2:05.546</b> 3 - 2:08.062 4 - 2:18.659P 5 - 2:33.062P		
<b>77</b>	<b>Rob MANSER</b>	MG Metro
1 - X:00.000    6 - 1:51.045 2 - 1:56.719    7 - 1:51.429 3 - 1:52.866    8 - 1:51.356 4 - <b>1:50.504</b> 9 - 1:50.964 5 - 1:50.878		
<b>79</b>	<b>Paul ASHTON</b>	MG Metro
1 - X:00.000    6 - <b>1:51.869</b> 2 - 2:04.125    7 - 2:07.163 3 - 1:53.801    8 - 2:00.757 4 - 1:57.239    9 - 1:52.209 5 - 1:52.736		
<b>83</b>	<b>Colin PEACOCK</b>	Mini Miglia
1 - X:00.000    6 - <b>1:40.836</b> 2 - 1:50.569    7 - 1:41.106 3 - 1:42.502    8 - 1:41.867 4 - 1:42.096    9 - 1:41.838 5 - 1:40.972    10 - 1:41.394		

# Mini Miglia Championship / MG Metro Cup LAP ANALYSIS

(contd.)

<b>85</b>	<b>Rob CAMPBELL</b>	Rover Metro GTi
1 - X:00.000	6 - 1:51.889	
2 - 1:53.918	7 - <b>1:51.308</b>	
3 - 1:53.101	8 - 1:51.502	
4 - 1:52.215	9 - 1:51.784	
5 - 1:52.731		
<b>90</b>	<b>Terry BRACEY-WRIGHT</b>	MG Metro
1 - X:00.000	6 - <b>2:00.243</b>	
2 - 2:09.071	7 - 2:14.355P	
3 - 2:00.654		
4 - 2:01.258		
5 - 2:01.059		
<b>96</b>	<b>David JAVES</b>	MG Metro Turbo
1 - X:00.000	6 - 1:49.430	
2 - 2:02.875	7 - 1:48.933	
3 - 1:55.324	8 - 1:49.250	
4 - 1:55.064	9 - <b>1:48.625</b>	
5 - 1:51.624		




# Mini Miglia Championship / MG Metro Cup

## GRID - Race 12

ROW 22  
ROW 21  
ROW 20  
ROW 19  
ROW 18  
ROW 17  
ROW 16  
ROW 15  
ROW 14  
ROW 13  
ROW 12  
ROW 11  
ROW 10  
ROW 9  
ROW 8  
ROW 7  
ROW 6  
ROW 5  
ROW 4  
ROW 3  
ROW 2  
ROW 1

		2:05.546		
	75	RAMELLA		
		2:00.243		2:00.692
	90	BRACEY-WRIGHT		38
		1:55.563		1:57.468
	20	HEASMAN		9
		1:52.125		1:53.730
	17	HOWE		12
		1:51.696		1:51.869
	37	HARRIS		79
		1:51.308		1:51.635
	85	CAMPBELL		32
		1:50.430		1:50.504
	49	GARRARD		77
		1:48.625		1:49.353
	96	JAVES		53
		1:47.277		1:48.226
	24	LUDLOW		52
		1:44.911		1:47.135
	0	LUTI		16
		1:50.247		
	35	FEATHERSTONE		
		1:45.487		1:45.548
	55	GREEN		13
		1:43.873		1:45.384
	34	ALLINGTON		15
		1:43.520		1:43.525
	33	BAIRD		42
		1:41.587		1:43.349
	7	SAUNDERS		28
		1:41.159		1:41.582
	6	SIMS		69
		1:40.836		1:41.144
	83	PEACOCK		39
		1:40.395		1:40.481
	23	HACK		8
		1:39.710		1:39.943
	2	ROGERS		19
		1:39.281		1:39.321
	3	SOLLIS		21

POLE



**Weather/Track - Bright/Dry**  
**These results are provisional until the conclusion of any judicial and technical matters.**

Silverstone Inter  
 Circuit Length = 2.2490 miles.  
 Start: 11:59 End: 12:14

Clerk of Course:	Stewards:	Timekeeper:
------------------	-----------	-------------

# Mini Miglia Championship / MG Metro Cup

## RACE RESULT - Race 12

POS	NO	CL	NAME	NAT	ENTRY	TIME	LAPS	GAP	MPH	BEST
1	3	MA	Bill SOLLIS		Bill Built Mini	13:32.178	8		79.96	1:40.006
2	21	MA	James HALL		Mini Miglia	13:32.286	8	0.108	79.95	1:39.342
3	8	MA	Tim SIMS		Simmini 2005 Mini Miglia	13:34.042	8	1.864	79.78	1:39.876
4	2	MA	Kelly ROGERS		Mini Miglia	13:34.055	8	1.877	79.78	1:40.018
5	83	MA	Colin PEACOCK		Mini Miglia	13:34.577	8	2.399	79.73	1:39.951
6	19	MA	Endaf OWENS		Mini Miglia	13:35.453	8	3.275	79.64	1:39.914
7	39	MA	Paul WOODBRIDGE		Mini Miglia	13:49.280	8	17.102	78.31	1:41.083
8	69	MA	Tony LE-MAY		Mini Miglia	13:49.343	8	17.165	78.31	1:41.051
9	6	MA	Mark SIMS		Mini Miglia	13:49.568	8	17.390	78.29	1:40.584
10	7	MA	Ralph SAUNDERS		Mini Miglia	13:50.430	8	18.252	78.21	1:40.834
11	42	MA	Paul SIMMONDS		Mini Miglia	13:58.353	8	26.175	77.47	1:41.714
12	15	MA	Gordan POCOCK		Mini Miglia	14:00.151	8	27.973	77.30	1:42.433
13	28	MA	Phil LEE		Mini Miglia	14:02.767	8	30.589	77.06	1:42.857
14	24	D	Dan LUDLOW		Rover Metro Gti	14:15.598	8	43.420	75.90	1:44.084
15	55	MA	Michael GREEN		Mini Miglia	14:17.406	8	45.228	75.74	1:44.437
16	13	MB	Phil HARVEY		Motley Mini	14:19.814	8	47.636	75.53	1:44.763
17	0	C	Paul LUTI		MG Metro	14:20.881	8	48.703	75.44	1:44.776
18	16	C	Jon FLANIGAN		MG Metro Turbo	14:36.818	8	1:04.640	74.07	1:46.589
19	52	MC	Simon WHITE		MG Metro	14:46.558	8	1:14.380	73.25	1:48.219
20	96	C	David JAVES		MG Metro Turbo	14:46.945	8	1:14.767	73.22	1:48.190
21	77	B	Rob MANSER		MG Metro	15:05.124	8	1:32.946	71.75	1:50.153
22	32	C	Tony DOWLER		MG Metro	15:08.155	8	1:35.977	71.51	1:50.584
23	79	MB	Paul ASHTON		MG Metro	15:10.972	8	1:38.794	71.29	1:50.286
24	17	C	Tony HOWE		MG Metro	15:14.027	8	1:41.849	71.05	1:51.279
25	35	MA	Ian FEATHERSTONE		Mini Miglia	15:14.514	8	1:42.336	71.01	1:50.765
26	85	B	Rob CAMPBELL		Rover Metro GTi	15:20.871	8	1:48.693	70.52	1:51.452
27	12	B	Iain PATTERSON		MG Metro	15:23.106	8	1:50.928	70.35	1:51.628
28	37	MC	Chris HARRIS		MG Metro	15:24.264	8	1:52.086	70.27	1:51.565
29	75	C	Stuart RAMELLA		Rover Metro Gti	13:35.015	7	1 LAP	69.75	1:51.351
30	9	B	Eric EVANS		MG Metro	14:17.224	7	1 LAP	66.32	1:58.444
31	90	A	Terry BRACEY-WRIGHT		MG Metro	14:20.666	7	1 LAP	66.05	1:59.017
32	38	B	Steven CARTER		Rover Metro GTi	14:24.797	7	1 LAP	65.73	2:00.025

### NOT CLASSIFIED

34	MA	Keith ALLINGTON	Mini Miglia	12:24.463	7	D.N.F.	76.36	1:42.683
33	MA	Paul BAIRD	Mini Miglia	8:50.634	5	D.N.F.	76.62	1:42.458
20	B	David HEASMAN	MG Metro	9:59.244	5	D.N.F.	67.84	1:55.268
23	MA	Andrew HACK	Mini Miglia	6:50.837	4	D.N.F.	79.25	1:40.028
49	C	Richard GARRARD	MG MetroTurbo	7:32.017	4	D.N.F.	72.03	1:48.355

### FASTEST LAP

21	MA	James HALL	Mini Miglia	1:39.342	4	81.50mph	131.16kph
24	D	Dan LUDLOW	Rover Metro Gti	1:44.084	2	77.78mph	125.18kph
13	MB	Phil HARVEY	Motley Mini	1:44.763	4	77.28mph	124.37kph
0	C	Paul LUTI	MG Metro	1:44.776	4	77.27mph	124.35kph
52	MC	Simon WHITE	MG Metro	1:48.219	4	74.81mph	120.40kph
77	B	Rob MANSER	MG Metro	1:50.153	4	73.50mph	118.28kph
90	A	Terry BRACEY-WRIGHT	MG Metro	1:59.017	4	68.02mph	109.47kph

Silverstone Inter  
Circuit Length = 2.2490 miles.  
Start: 14:40 End: 14:54

Weather/Track - Bright/Dry  
These results are provisional until the conclusion of any judicial and technical matters.

Clerk of Course:	Stewards:	Timekeeper:
------------------	-----------	-------------

# Mini Miglia Championship / MG Metro Cup

## LAP CHART

Lap 1			Lap 2			Lap 3			Lap 4			Lap 5		
No	Behind	Laptime	No	Behind	Laptime	No	Behind	Laptime	No	Behind	Laptime	No	Behind	Laptime
3		1:49.279	3		1:40.381	3		1:40.006	3		1:40.031	3		1:40.237
2	0.385	1:49.664	2	0.183	1:40.179	2	0.195	1:40.018	21	0.199	1:39.342	21	0.152	1:40.190
23	0.544	1:49.823	23	0.716	1:40.553	21	0.888	1:39.652	2	0.490	1:40.326	2	0.838	1:40.585
19	1.275	1:50.554	19	1.161	1:40.267	23	1.143	1:40.433	23	1.140	1:40.028	19	1.221	1:39.914
21	1.927	1:51.206	21	1.242	1:39.696	19	1.162	1:40.007	19	1.544	1:40.413	8	1.506	1:40.071
8	1.953	1:51.232	8	1.705	1:40.133	8	1.575	1:39.876	8	1.672	1:40.128	83	3.065	1:39.951
83	2.292	1:51.571	83	2.865	1:40.954	83	3.218	1:40.359	83	3.351	1:40.164	7	9.907	1:42.780
39	2.664	1:51.943	39	3.808	1:41.525	39	4.885	1:41.083	69	6.691	1:41.777	6	10.071	1:43.408
69	2.932	1:52.211	69	3.900	1:41.349	69	4.945	1:41.051	6	6.900	1:41.735	69	10.073	1:43.619
7	3.821	1:53.100	6	4.080	1:40.584	6	5.196	1:41.122	7	7.364	1:41.589	39	10.188	1:42.859
6	3.877	1:53.156	7	4.978	1:41.538	7	5.806	1:40.834	39	7.566	1:42.712	42	14.739	1:43.468
42	4.398	1:53.677	42	5.731	1:41.714	42	7.945	1:42.220	42	11.508	1:43.594	15	17.547	1:42.954
28	5.284	1:54.563	28	7.760	1:42.857	28	12.156	1:44.402	15	14.830	1:42.433	28	19.152	1:43.233
15	5.829	1:55.108	15	8.249	1:42.801	15	12.428	1:44.185	28	16.156	1:44.031	33	20.700	1:43.442
33	6.963	1:56.242	33	9.040	1:42.458	33	13.272	1:44.238	33	17.495	1:44.254	34	20.826	1:43.358
34	8.320	1:57.599	34	11.803	1:43.864	34	15.053	1:43.256	34	17.705	1:42.683	24	29.003	1:45.995
55	8.520	1:57.799	24	12.379	1:44.084	24	17.632	1:45.259	24	23.245	1:45.644	55	31.320	1:45.273
24	8.676	1:57.955	55	14.624	1:46.485	55	20.554	1:45.936	55	26.284	1:45.761	13	31.785	1:45.376
0	11.012	2:00.291	13	16.276	1:45.243	13	21.914	1:45.644	13	26.646	1:44.763	0	33.363	1:45.444
13	11.414	2:00.693	0	17.528	1:46.897	0	23.411	1:45.889	0	28.156	1:44.776	16	44.229	1:46.923
52	14.736	2:04.015	16	23.724	1:48.285	16	30.985	1:47.267	16	37.543	1:46.589	52	48.642	1:48.280
96	15.114	2:04.393	52	23.734	1:49.379	52	32.411	1:48.683	52	40.599	1:48.219	96	48.900	1:48.203
49	15.747	2:05.026	96	24.367	1:49.634	96	32.775	1:48.414	96	40.934	1:48.190	77	1:03.839	1:50.605
16	15.820	2:05.099	49	25.307	1:49.941	49	33.656	1:48.355	49	42.320	1:48.695	79	1:04.937	1:51.174
85	20.119	2:09.398	85	32.186	1:52.448	77	43.349	1:51.110	77	53.471	1:50.153	32	1:05.201	1:50.903
77	20.449	2:09.728	77	32.245	1:52.177	79	43.529	1:50.988	79	54.000	1:50.502	17	1:09.885	1:51.820
79	20.655	2:09.934	79	32.547	1:52.273	32	43.982	1:51.091	32	54.535	1:50.584	35	1:11.271	1:51.252
32	21.112	2:10.391	32	32.897	1:52.166	35	46.541	1:52.553	85	58.072	1:51.452	85	1:11.502	1:53.667
35	21.685	2:10.964	35	33.994	1:52.690	85	46.651	1:54.471	17	58.302	1:51.555	37	1:13.428	1:52.468
12	23.264	2:12.543	17	34.717	1:51.420	17	46.778	1:52.067	35	1:00.256	1:53.746	12	1:14.268	1:52.048
17	23.678	2:12.957	12	36.087	1:53.204	12	47.709	1:51.628	37	1:01.197	1:52.820	75	1:19.373	1:51.519
9	24.159	2:13.438	37	36.849	1:52.513	37	48.408	1:51.565	12	1:02.457	1:54.779	20	1:29.310	1:56.285
37	24.717	2:13.996	20	40.518	1:55.268	75	56.771	1:53.743	75	1:08.091	1:51.351			
20	25.631	2:14.910	75	43.034	1:55.631	20	57.546	1:57.034	20	1:13.262	1:55.747			
75	27.784	2:17.063	9	46.325	2:02.547	9	1:04.763	1:58.444	9	1:26.293	2:01.561			
90	27.824	2:17.103	90	48.563	2:01.120	90	1:08.787	2:00.230	90	1:27.773	1:59.017			
38	31.635	2:20.914	38	51.338	2:00.084	38	1:12.785	2:01.453	38	1:33.189	2:00.435			

# Mini Miglia Championship / MG Metro Cup

## LAP CHART

(contd.)

Lap 6			Lap 7			Lap 8			Lap 9			Lap 10		
No	Behind	Laptime	No	Behind	Laptime	No	Behind	Laptime	No	Behind	Laptime	No	Behind	Laptime
3		1:41.094	3		1:40.845	3		1:40.305						
21	0.051	1:40.993	21	0.508	1:41.302	21	0.108	1:39.905						
19	0.437	1:40.310	8	1.127	1:41.402	8	1.864	1:41.042						
8	0.570	1:40.158	19	1.198	1:41.606	83	2.399	1:40.909						
2	0.884	1:41.140	2	1.510	1:41.471	2	1.877	1:40.672						
83	2.180	1:40.209	83	1.795	1:40.460	75	1 LAP	1:52.830						
9	1 LAP	2:00.479	69	15.212	1:44.840	19	3.275	1:42.382						
90	1 LAP	2:00.890	39	15.705	1:43.731	39	17.102	1:41.702						
69	11.217	1:42.238	7	16.075	1:44.177	69	17.165	1:42.258						
38	1 LAP	2:00.025	6	16.156	1:43.880	6	17.390	1:41.539						
7	12.743	1:43.930	42	23.009	1:46.111	7	18.252	1:42.482						
39	12.819	1:43.725	15	24.719	1:45.238	42	26.175	1:43.471						
6	13.121	1:44.144	9	1 LAP	2:02.144	15	27.973	1:43.559						
42	17.743	1:44.098	28	26.839	1:45.258	28	30.589	1:44.055						
15	20.326	1:43.873	90	1 LAP	2:01.831	24	43.420	1:46.660						
28	22.426	1:44.368	38	1 LAP	2:01.374	9	1 LAP	1:58.611						
34	23.858	1:44.126	34	32.590	1:49.577	55	45.228	1:45.406						
24	32.987	1:45.078	24	37.065	1:44.923	13	47.636	1:47.250						
55	34.663	1:44.437	55	40.127	1:46.309	90	1 LAP	2:00.475						
13	36.051	1:45.360	13	40.691	1:45.485	0	48.703	1:46.235						
0	38.097	1:45.828	0	42.773	1:45.521	38	1 LAP	2:00.512						
16	51.119	1:47.984	16	57.803	1:47.529	16	1:04.640	1:47.142						
52	58.160	1:50.612	52	1:05.758	1:48.443	52	1:14.380	1:48.927						
96	58.651	1:50.845	96	1:06.197	1:48.391	96	1:14.767	1:48.875						
77	1:13.445	1:50.700	77	1:22.823	1:50.223	77	1:32.946	1:50.428						
79	1:14.129	1:50.286	79	1:25.075	1:51.791	32	1:35.977	1:50.994						
32	1:15.190	1:51.083	32	1:25.288	1:50.943	79	1:38.794	1:54.024						
17	1:20.297	1:51.506	17	1:30.875	1:51.423	17	1:41.849	1:51.279						
35	1:21.733	1:51.556	35	1:31.653	1:50.765	35	1:42.336	1:50.988						
85	1:24.301	1:53.893	85	1:35.449	1:51.993	85	1:48.693	1:53.549						
37	1:27.617	1:55.283	12	1:39.348	1:52.396	12	1:50.928	1:51.885						
12	1:27.797	1:54.623	37	1:39.605	1:52.833	37	1:52.086	1:52.786						
75	1:31.157	1:52.878												

# MGCC Total Butler Championship Race

## QUALIFYING - Race 13

POS	NO	CL	NAME	NAT	ENTRY	TIME	LAPS	GAP	MPH
1	67	B	Andrew YOUNG		MGC GT	1:41.824	10		79.51
2	47	B	Malcolm JOHNSON		MGB GT	1:42.877	10	1.053	78.70
3	20	AB	Tony DAVIS		AH Sprite	1:43.156	10	1.332	78.48
4	11	B	David BROOKE		MGB GT	1:44.275	9	2.451	77.64
5	30	C	Murray HENDERSON		AH Sprite	1:44.514	10	2.690	77.46
6	17	B	David BERESFORD		MGB GT V8	1:44.661	10	2.837	77.35
7	35	B	Thomas JONES		MGB	1:44.668	10	2.844	77.35
8	43	C	Simon HUTCHINSON		MG Midget	1:45.084	8	3.260	77.04
9	99	B	Martin WATTERS		MGB GT	1:45.691	9	3.867	76.60
10	37	B	Barry HOLMES		MGB GT V8	1:45.759	8	3.935	76.55
11	1	C	Dave BROWN		AH Sprite	1:45.837	10	4.013	76.49
12	75	B	John YEA		MG V8	1:45.977	9	4.153	76.39
13	63	b	Ron MOORCROFT		MGB	1:46.093	7	4.269	76.31
14	27	B	Peter RATCLIFFE		MGB	1:46.283	7	4.459	76.17
15	135	C	Stuart MUSK		MG Midget	1:47.537	9	5.713	75.28
16	15	AB	James WALPOLE		MGB	1:48.488	9	6.664	74.62
17	16	AB	Trevor ROWNEY		MGB GT V8	1:48.563	9	6.739	74.57
18	22	B	Patrick FENN		MGB	1:49.518	9	7.694	73.92
19	49	C	Graham SEELEY		MGB GT	1:49.574	9	7.750	73.89
20	76	F	Paul RIGG		MGF	1:49.676	9	7.852	73.82
21	38	AB	James DARBY		MGB GT	1:49.872	9	8.048	73.68
22	80	C	Robert BEASLEY		MG Midget	1:49.980	9	8.156	73.61
23	58	B	Terry BURROWS		MGB	1:50.202	9	8.378	73.46
24	29	AB	James PITT		MGB	1:52.213	9	10.389	72.15
25	2	T	John BUSSEY		MG TC	1:52.250	8	10.426	72.12
26	8	T	Stephen BARLOW		MG TC	1:52.893	8	11.069	71.71
27	19	AB	Peter ANDREWS		MGB GT	1:53.229	8	11.405	71.50
28	96	F	Daniel LEWIS		MGF	1:53.595	7	11.771	71.27
29	69	T	Peter HOUSE		MG TC	1:53.716	6	11.892	71.19
30	25	T	Tim PATCHETT		MG TA	1:56.833	8	15.009	69.29
31	28	T	David BISHOP		MG TC	1:56.935	8	15.111	69.23
32	98	T	Nick ASHMAN		MG TF	1:57.255	8	15.431	69.05
33	53	B	Paula MARKLEW		MGB	1:57.360	9	15.536	68.98
34	5	A	John WREGHITT		MGB	1:59.141	8	17.317	67.95
35	10	AB	Desmond CHAPMAN		MGB GT	1:59.575	8	17.751	67.71
36	59	AB	Simon POLLEY		MG Midget	2:00.252	8	18.428	67.32
37	85	AB	Niall CAMPBELL		Rover Metro GTi	2:00.359	8	18.535	67.26
38	23	AB	Paul RAYMENT		MGB	2:00.920	8	19.096	66.95
39	54	T	Charles HARMER		MG TF	2:01.795	8	19.971	66.47
40	52	T	Andrew COX		MG TC	2:02.275	7	20.451	66.21
41	64	T	Jonathan HARMER		MG TF	2:04.479	6	22.655	65.04
42	44	E	Alan BROOKE		Rover Metro	2:04.701	8	22.877	64.92
43	77	AB	M. FARQUHAR-RIGG		Rover Metro Gta	2:21.504	7	39.680	57.21
44	61	B	Andrew BURROUGH		MGB	10:24.247	1	8:42.423	12.97
45	57	AB	Paul EALES		MGB GT	10:26.703	1	8:44.879	12.91

Silverstone Inter  
Circuit Length = 2.2490 miles.  
Start: 12:24 End: 12:39

Clerk of Course:	Stewards:	Timekeeper:
------------------	-----------	-------------

# MGCC Total Butler Championship Race

## LAP ANALYSIS

<b>1</b>	<b>Dave BROWN</b>	AH Sprite
1 - X:00.000	6 - 1:47.640	
2 - 1:50.875	7 - 1:47.840	
3 - 1:49.050	8 - <b>1:45.837</b>	
4 - 1:46.792	9 - 1:46.634	
5 - 1:49.213	10 - 1:48.884	
<b>2</b>	<b>John BUSSEY</b>	MG TC
1 - X:00.000	6 - 1:54.025	
2 - 2:13.030	7 - 1:53.672	
3 - 2:05.750	8 - 2:11.152P	
4 - <b>1:52.250</b>		
5 - 1:53.040		
<b>5</b>	<b>John WREGHITT</b>	MGB
1 - X:00.000	6 - 1:59.637	
2 - 2:12.508	7 - 2:01.126	
3 - 2:08.289	8 - <b>1:59.141</b>	
4 - 2:00.540		
5 - 2:00.915		
<b>8</b>	<b>Stephen BARLOW</b>	MG TC
1 - X:00.000	6 - 1:53.831	
2 - 2:12.154	7 - 1:54.723	
3 - 2:02.296	8 - <b>1:52.893</b>	
4 - 1:54.184		
5 - 1:53.388		
<b>10</b>	<b>Desmond CHAPMAN</b>	MGB GT
1 - X:00.000	6 - 2:02.331	
2 - 2:15.890	7 - 2:02.785	
3 - 2:11.960	8 - <b>1:59.575</b>	
4 - 2:07.062		
5 - 2:04.834		
<b>11</b>	<b>David BROOKE</b>	MGB GT
1 - X:00.000	6 - 1:45.449	
2 - 1:53.232	7 - 1:46.624	
3 - 1:54.670	8 - 1:49.972	
4 - 1:45.254	9 - <b>1:44.275</b>	
5 - 1:46.099		
<b>15</b>	<b>James WALPOLE</b>	MGB
1 - X:00.000	6 - 1:49.846	
2 - 2:06.394	7 - 1:48.907	
3 - 1:57.067	8 - 1:49.270	
4 - 1:50.428	9 - <b>1:48.488</b>	
5 - 1:50.395		

# MGCC Total Butler Championship Race

## LAP ANALYSIS

(contd.)

<b>16</b>	<b>Trevor ROWNEY</b>	MGB GT V8
1 -	X:00.000	6 - 1:49.775
2 -	1:51.762	7 - 1:50.857
3 -	1:48.903	8 - 1:50.618
4 -	<b>1:48.563</b>	9 - 1:49.094
5 -	1:50.161	
<b>17</b>	<b>David BERESFORD</b>	MGB GT V8
1 -	X:00.000	6 - 1:50.398
2 -	1:48.305	7 - 1:46.136
3 -	1:47.995	8 - 1:45.582
4 -	1:44.880	9 - 1:45.144
5 -	<b>1:44.661</b>	10 - 1:46.362
<b>19</b>	<b>Peter ANDREWS</b>	MGB GT
1 -	X:00.000	6 - <b>1:53.229</b>
2 -	1:57.339	7 - 1:54.438
3 -	1:55.878	8 - 1:58.433
4 -	1:54.719	
5 -	1:55.221	
<b>20</b>	<b>Tony DAVIS</b>	AH Sprite
1 -	X:00.000	6 - 1:48.179
2 -	1:49.918	7 - 1:44.114
3 -	1:47.277	8 - 1:46.739
4 -	1:45.249	9 - <b>1:43.156</b>
5 -	1:44.633	10 - 1:43.316
<b>22</b>	<b>Patrick FENN</b>	MGB
1 -	X:00.000	6 - 1:51.542
2 -	2:05.233	7 - 1:50.636
3 -	2:01.079	8 - 1:49.950
4 -	1:53.431	9 - <b>1:49.518</b>
5 -	1:51.229	
<b>23</b>	<b>Paul RAYMENT</b>	MGB
1 -	X:00.000	6 - 2:01.984
2 -	2:18.413	7 - 2:02.505
3 -	2:10.164	8 - <b>2:00.920</b>
4 -	2:11.068	
5 -	2:19.931	
<b>25</b>	<b>Tim PATCHETT</b>	MG TA
1 -	X:00.000	6 - 1:58.878
2 -	2:12.820	7 - 1:57.832
3 -	2:17.565	8 - <b>1:56.833</b>
4 -	2:00.494	
5 -	2:03.564	

# MGCC Total Butler Championship Race

## LAP ANALYSIS

(contd.)

<b>27</b>	<b>Peter RATCLIFFE</b>	MGB
1 - X:00.000	6 - <b>1:46.283</b>	
2 - 1:57.259	7 - 2:07.262P	
3 - 1:49.695		
4 - 1:46.394		
5 - 1:46.699		
<b>28</b>	<b>David BISHOP</b>	MG TC
1 - X:00.000	6 - <b>1:56.935</b>	
2 - 2:16.772	7 - 1:59.136	
3 - 2:16.642	8 - 1:58.061	
4 - 2:02.085		
5 - 2:11.924		
<b>29</b>	<b>James PITT</b>	MGB
1 - X:00.000	6 - 1:55.730	
2 - 1:59.084	7 - <b>1:52.213</b>	
3 - 1:58.738	8 - 1:53.494	
4 - 1:54.507	9 - 1:52.513	
5 - 1:54.314		
<b>30</b>	<b>Murray HENDERSON</b>	AH Sprite
1 - X:00.000	6 - 1:46.763	
2 - 1:55.938	7 - 1:46.364	
3 - 1:48.445	8 - 1:45.341	
4 - 1:45.053	9 - 1:46.344	
5 - <b>1:44.514</b>	10 - 1:47.466	
<b>35</b>	<b>Thomas JONES</b>	MGB
1 - X:00.000	6 - 1:47.786	
2 - 1:49.075	7 - 1:45.475	
3 - 1:46.716	8 - 1:45.594	
4 - 1:44.906	9 - 1:45.136	
5 - <b>1:44.668</b>	10 - 1:50.480	
<b>37</b>	<b>Barry HOLMES</b>	MGB GT V8
1 - X:00.000	6 - 1:49.818	
2 - 1:49.049	7 - 1:47.680	
3 - 1:47.289	8 - 2:23.863P	
4 - 1:45.811		
5 - <b>1:45.759</b>		
<b>38</b>	<b>James DARBY</b>	MGB GT
1 - X:00.000	6 - 1:50.754	
2 - 1:56.120	7 - <b>1:49.872</b>	
3 - 1:57.526	8 - 1:50.488	
4 - 2:01.792P	9 - 1:51.537	
5 - 2:38.569		



# MGCC Total Butler Championship Race

## LAP ANALYSIS

(contd.)

<b>43</b>	<b>Simon HUTCHINSON</b>	MG Midget
1 -	X:00.000	6 - 1:45.763
2 -	2:18.851	7 - <b>1:45.084</b>
3 -	2:21.975	8 - 2:25.350P
4 -	1:45.856	
5 -	1:49.239	
<b>44</b>	<b>Alan BROOKE</b>	Rover Metro
1 -	X:00.000	6 - <b>2:04.701</b>
2 -	2:13.367	7 - 2:06.451
3 -	2:11.948	8 - 2:12.415
4 -	2:12.643	
5 -	2:14.327	
<b>47</b>	<b>Malcolm JOHNSON</b>	MGB GT
1 -	X:00.000	6 - 1:46.175
2 -	1:52.805	7 - 1:43.724
3 -	1:46.763	8 - <b>1:42.877</b>
4 -	1:44.676	9 - 1:43.302
5 -	1:43.363	10 - 1:55.913P
<b>49</b>	<b>Graham SEELEY</b>	MGB GT
1 -	X:00.000	6 - <b>1:49.574</b>
2 -	2:07.174	7 - 1:50.837
3 -	1:59.877	8 - 1:52.374
4 -	1:49.742	9 - 1:50.643
5 -	1:50.021	
<b>52</b>	<b>Andrew COX</b>	MG TC
1 -	X:00.000	6 - <b>2:02.275</b>
2 -	2:18.615	7 - 2:15.240P
3 -	2:15.220	
4 -	2:05.763	
5 -	2:08.797	
<b>53</b>	<b>Paula MARKLEW</b>	MGB
1 -	X:00.000	6 - 2:02.132
2 -	2:02.843	7 - 2:01.094
3 -	2:09.282	8 - 2:00.470
4 -	2:00.747	9 - <b>1:57.360</b>
5 -	2:00.058	
<b>54</b>	<b>Charles HARMER</b>	MG TF
1 -	X:00.000	6 - 2:02.740
2 -	2:15.210	7 - 2:06.296
3 -	2:11.373	8 - <b>2:01.795</b>
4 -	2:05.379	
5 -	2:05.709	

# MGCC Total Butler Championship Race

## LAP ANALYSIS

(contd.)

<b>57</b>	<b>Paul EALES</b>	MGB GT
1 - X:00.000		
<b>58</b>	<b>Terry BURROWS</b>	MGB
1 - X:00.000    6 - <b>1:50.202</b> 2 - 2:00.476    7 - 1:50.250 3 - 1:56.911    8 - 1:57.327 4 - 1:51.084    9 - 1:50.488 5 - 1:52.246		
<b>59</b>	<b>Simon POLLEY</b>	MG Midget
1 - X:00.000    6 - 2:02.259 2 - 2:14.663    7 - 2:01.829 3 - 2:11.291    8 - <b>2:00.252</b> 4 - 2:06.103 5 - 2:04.150		
<b>61</b>	<b>Andrew BURROUGH</b>	MGB
1 - X:00.000		
<b>63</b>	<b>Ron MOORCROFT</b>	MGB
1 - X:00.000    6 - 1:48.816 2 - 1:50.021    7 - 1:46.474 3 - 1:47.550 4 - 1:46.440 5 - <b>1:46.093</b>		
<b>64</b>	<b>Jonathan HARMER</b>	MG TF
1 - X:00.000    6 - 2:23.152P 2 - 2:09.913 3 - 2:05.652 4 - <b>2:04.479</b> 5 - 2:11.298		
<b>67</b>	<b>Andrew YOUNG</b>	MGC GT
1 - X:00.000    6 - 1:44.592 2 - 1:47.583    7 - 1:42.908 3 - 1:44.392    8 - 1:42.327 4 - <b>1:41.824</b> 9 - 1:42.475 5 - 1:42.960    10 - 2:12.211P		

# MGCC Total Butler Championship Race

## LAP ANALYSIS

(contd.)

<b>69</b>	<b>Peter HOUSE</b>	MG TC
1 - X:00.000	6 - 1:53.804	
2 - 2:13.027		
3 - 2:05.952		
4 - <b>1:53.716</b>		
5 - 1:54.164		
<b>75</b>	<b>John YEA</b>	MG V8
1 - X:00.000	6 - <b>1:45.977</b>	
2 - 1:55.803	7 - 1:46.729	
3 - 1:55.935	8 - 1:53.471	
4 - 1:47.512	9 - 1:47.493	
5 - 1:47.620		
<b>76</b>	<b>Paul RIGG</b>	MGF
1 - X:00.000	6 - 1:50.833	
2 - 1:59.150	7 - <b>1:49.676</b>	
3 - 1:54.458	8 - 1:50.161	
4 - 1:51.513	9 - 1:52.068	
5 - 1:52.462		
<b>77</b>	<b>M. FARQUHAR-RIGG</b>	Rover Metro Gta
1 - X:00.000	6 - 2:22.991	
2 - 2:26.960	7 - 2:22.913	
3 - 2:24.158		
4 - 2:23.118		
5 - <b>2:21.504</b>		
<b>80</b>	<b>Robert BEASLEY</b>	MG Midget
1 - X:00.000	6 - 1:51.264	
2 - 2:09.215	7 - 1:51.269	
3 - 2:05.993	8 - 1:50.808	
4 - 1:54.450	9 - <b>1:49.980</b>	
5 - 1:52.448		
<b>85</b>	<b>Niall CAMPBELL</b>	Rover Metro GTi
1 - X:00.000	6 - 2:00.679	
2 - 2:08.209	7 - 2:03.340	
3 - 2:09.173	8 - <b>2:00.359</b>	
4 - 2:04.427		
5 - 2:05.973		
<b>96</b>	<b>Daniel LEWIS</b>	MGF
1 - X:00.000	6 - 3:13.706	
2 - 1:58.684	7 - 2:12.124P	
3 - 2:00.878		
4 - <b>1:53.595</b>		
5 - 2:26.807P		

# MGCC Total Butler Championship Race LAP ANALYSIS

(contd.)


<b>98</b>	<b>Nick ASHMAN</b>	MG TF
1 - X:00.000	6 - 1:58.059	
2 - 2:15.815	7 - 1:58.717	
3 - 2:16.325	8 - <b>1:57.255</b>	
4 - 2:00.491		
5 - 2:06.120		
<b>99</b>	<b>Martin WATTERS</b>	MGB GT
1 - X:00.000	6 - 1:47.342	
2 - 2:08.123	7 - <b>1:45.691</b>	
3 - 1:58.477	8 - 1:51.352	
4 - 1:48.032	9 - 1:48.214	
5 - 1:46.619		
<b>135</b>	<b>Stuart MUSK</b>	MG Midget
1 - X:00.000	6 - 1:47.992	
2 - 1:54.333	7 - 1:47.592	
3 - 1:53.441	8 - 1:48.749	
4 - <b>1:47.537</b>	9 - 1:48.499	
5 - 1:49.004		

# MGCC Total Butler Championship Race

## GRID - Race 13

ROW 22		10:24.247		10:26.703
ROW 21		61 BURROUGH		57 EALES
ROW 20	2:04.701		2:21.504	
ROW 19	44 BROOKE		77 M. FARQUHAR-RIGG	
ROW 18		2:02.275		2:04.479
ROW 17		52 COX		64 HARMER
ROW 16	2:00.920		2:01.795	
ROW 15	23 RAYMENT		54 HARMER	
ROW 14		2:00.252		2:00.359
ROW 13		59 POLLEY		85 CAMPBELL
ROW 12	1:59.141		1:59.575	
ROW 11	5 WREGHITT		10 CHAPMAN	
ROW 10		1:57.255		1:57.360
ROW 9		98 ASHMAN		53 MARKLEW
ROW 8	1:56.833		1:56.935	
ROW 7	25 PATCHETT		28 BISHOP	
ROW 6		1:53.595		1:53.716
ROW 5		96 LEWIS		69 HOUSE
ROW 4	1:52.893		1:53.229	
ROW 3	8 BARLOW		19 ANDREWS	
ROW 2		1:52.213		1:52.250
ROW 1		29 PITT		2 BUSSEY
ROW 22		1:49.980		1:50.202
ROW 21	80 BEASLEY		58 BURROWS	
ROW 20		1:49.676		1:49.872
ROW 19		76 RIGG		38 DARBY
ROW 18	1:49.518		1:49.574	
ROW 17	22 FENN		49 SEELEY	
ROW 16		1:48.488		1:48.563
ROW 15		15 WALPOLE		16 ROWNEY
ROW 14	1:46.283		1:47.537	
ROW 13	27 RATCLIFFE		135 MUSK	
ROW 12		1:45.977		1:46.093
ROW 11		75 YEA		63 MOORCROFT
ROW 10	1:45.759		1:45.837	
ROW 9	37 HOLMES		1 BROWN	
ROW 8		1:44.668		1:45.084
ROW 7		35 JONES		43 HUTCHINSON
ROW 6	1:44.514		1:44.661	
ROW 5	30 HENDERSON		17 BERESFORD	
ROW 4		1:43.156		1:44.275
ROW 3		20 DAVIS		11 BROOKE
ROW 2	1:41.824		1:42.877	
ROW 1	67 YOUNG		47 JOHNSON	

POLE



Car 99 - 1st Reserve  
Weather/Track - Cloudy/Dry

Silverstone Inter  
Circuit Length = 2.2490 miles.  
Start: 12:24 End: 12:39

These results are provisional until the conclusion of any judicial and technical matters.

Clerk of Course:	Stewards:	Timekeeper:
------------------	-----------	-------------

# MGCC Total Butler Championship Race

## RACE RESULT - Race 13

POS	NO	CL	NAME	NAT	ENTRY	TIME	LAPS	GAP	MPH	BEST
1	67	B	Andrew YOUNG		MGC GT	13:51.258	8		78.13	1:42.040
2	47	B	Malcolm JOHNSON		MGB GT	13:57.391	8	6.133	77.55	1:42.778
3	20	AB	Luke STEVENS		AH Sprite	13:58.012	8	6.754	77.50	1:41.985
4	43	C	Simon HUTCHINSON		MG Midget	14:08.259	8	17.001	76.56	1:43.225
5	11	B	David BROOKE		MGB GT	14:10.774	8	19.516	76.33	1:43.982
6	37	B	Barry HOLMES		MGB GT V8	14:14.065	8	22.807	76.04	1:44.094
7	35	B	Thomas JONES		MGB	14:14.695	8	23.437	75.98	1:44.436
8	30	C	Murray HENDERSON		AH Sprite	14:16.015	8	24.757	75.87	1:43.125
9	17	B	David BERESFORD		MGB GT V8	14:17.782	8	26.524	75.71	1:45.128
10	1	C	Dave BROWN		AH Sprite	14:25.998	8	34.740	74.99	1:46.006
11	135	C	Stuart MUSK		MG Midget	14:32.204	8	40.946	74.46	1:46.965
12	75	B	John YEA		MG V8	14:33.462	8	42.204	74.35	1:46.668
13	99	B	Martin WATTERS		MGB GT	14:38.247	8	46.989	73.95	1:45.774
14	80	C	Robert BEASLEY		MG Midget	14:40.170	8	48.912	73.79	1:46.917
15	22	B	Patrick FENN		MGB	14:42.739	8	51.481	73.57	1:47.239
16	27	B	Peter RATCLIFFE		MGB	14:48.351	8	57.093	73.11	1:45.978
17	49	C	Graham SEELEY		MGB GT	14:49.240	8	57.982	73.03	1:47.700
18	16	AB	Trevor ROWNEY		MGB GT V8	14:49.871	8	58.613	72.98	1:49.270
19	15	AB	James WALPOLE		MGB	14:50.802	8	59.544	72.90	1:48.012
20	38	AB	James DARBY		MGB GT	14:58.391	8	1:07.133	72.29	1:49.168
21	76	F	Paul RIGG		MGF	15:04.062	8	1:12.804	71.84	1:50.210
22	2	T	John BUSSEY		MG TC	15:21.912	8	1:30.654	70.44	1:52.146
23	58	B	Terry BURROWS		MGB	15:24.224	8	1:32.966	70.27	1:50.778
24	8	T	Stephen BARLOW		MG TC	15:33.391	8	1:42.133	69.58	1:52.417
25	61	B	Andrew BURROUGH		MGB	15:36.095	8	1:44.837	69.38	1:52.539
26	52	T	Andrew COX		MG TC	13:53.069	7	1 LAP	68.24	1:54.393
27	98	T	Nick ASHMAN		MG TF	13:54.554	7	1 LAP	68.12	1:54.255
28	25	T	Tim PATCHETT		MG TA	13:57.650	7	1 LAP	67.87	1:55.609
29	53	B	Paula MARKLEW		MGB	14:01.463	7	1 LAP	67.56	1:53.748
30	59	AB	Simon POLLEY		MG Midget	14:13.151	7	1 LAP	66.63	1:56.753
31	10	AB	Desmond CHAPMAN		MGB GT	14:18.637	7	1 LAP	66.21	1:58.575
32	28	T	David BISHOP		MG TC	14:25.776	7	1 LAP	65.66	1:53.696
33	23	AB	Paul RAYMENT		MGB	14:30.479	7	1 LAP	65.31	1:57.247
34	54	T	Charles HARMER		MG TF	14:33.616	7	1 LAP	65.07	2:00.586
35	85	AB	Niall CAMPBELL		Rover Metro GTi	14:45.002	7	1 LAP	64.23	1:59.514
36	77	AB	M. FARQUHAR-RIGG		Rover Metro Gta	15:07.750	6	2 LAPS	53.71	2:27.320

### NOT CLASSIFIED

19	AB	Peter ANDREWS	MGB GT	13:33.363	7	D.N.F.	69.89	1:52.296
96	F	Daniel LEWIS	MGF	9:56.363	5	D.N.F.	68.17	1:55.315
44	E	Alan BROOKE	Rover Metro	9:42.199	4	D.N.F.	55.92	2:10.466
29	AB	James PITT	MGB	4:22.794	2	D.N.F.	62.28	2:12.018
5	A	John WREGHITT	MGB	4:30.588	2	D.N.F.	60.49	2:14.720
64	T	Jonathan HARMER	MG TF	4:46.895	2	D.N.F.	57.05	2:25.481

### FASTEST LAP

20	AB	Luke STEVENS	AH Sprite	1:41.985	5	79.38mph	127.76kph
67	B	Andrew YOUNG	MGC GT	1:42.040	4	79.34mph	127.69kph
30	C	Murray HENDERSON	AH Sprite	1:43.125	5	78.51mph	126.35kph
76	F	Paul RIGG	MGF	1:50.210	4	73.46mph	118.22kph
2	T	John BUSSEY	MG TC	1:52.146	3	72.19mph	116.18kph
44	E	Alan BROOKE	Rover Metro	2:10.466	2	62.05mph	99.87kph
5	A	John WREGHITT	MGB	2:14.720	2	60.09mph	96.71kph

Weather/Track - Cloudy/Dry

These results are provisional until the conclusion of any judicial and technical matters.

Circuit Length = 2.2490 miles.

Start: 15:06 End: 15:20

Clerk of Course:	Stewards:	Timekeeper:
------------------	-----------	-------------

# MGCC Total Butler Championship Race

## LAP CHART

Lap 1			Lap 2			Lap 3			Lap 4			Lap 5		
No	Behind	Laptime	No	Behind	Laptime	No	Behind	Laptime	No	Behind	Laptime	No	Behind	Laptime
67		1:50.116	67		1:42.775	67		1:42.479	67		1:42.040	67		1:42.228
47	2.189	1:52.305	47	2.885	1:43.471	47	3.300	1:42.894	47	4.255	1:42.995	47	5.020	1:42.993
11	4.374	1:54.490	11	6.259	1:44.660	20	8.255	1:43.443	20	9.255	1:43.040	20	9.012	1:41.985
30	4.759	1:54.875	30	6.722	1:44.738	11	8.348	1:44.568	30	10.628	1:44.108	30	11.525	1:43.125
37	5.022	1:55.138	43	6.892	1:43.923	30	8.560	1:44.317	43	11.263	1:44.327	43	12.260	1:43.225
43	5.744	1:55.860	20	7.291	1:43.407	43	8.976	1:44.563	11	12.950	1:46.642	11	14.704	1:43.982
20	6.659	1:56.775	37	8.398	1:46.151	37	10.013	1:44.094	37	13.165	1:45.192	37	15.107	1:44.170
17	6.760	1:56.876	17	9.759	1:45.774	35	12.048	1:44.754	35	14.444	1:44.436	35	16.783	1:44.567
35	7.819	1:57.935	35	9.773	1:44.729	17	13.123	1:45.843	17	16.323	1:45.240	17	19.223	1:45.128
135	8.393	1:58.509	1	12.702	1:46.799	1	16.566	1:46.343	1	20.905	1:46.379	1	25.403	1:46.726
1	8.678	1:58.794	135	13.860	1:48.242	135	19.122	1:47.741	135	24.657	1:47.575	135	30.533	1:48.104
16	9.172	1:59.288	16	15.667	1:49.270	75	20.590	1:47.237	75	25.512	1:46.962	27	31.264	1:47.259
75	9.926	2:00.042	75	15.832	1:48.681	27	22.295	1:48.639	27	26.233	1:45.978	75	32.266	1:48.982
27	10.789	2:00.905	27	16.135	1:48.121	16	22.476	1:49.288	16	29.757	1:49.321	16	37.155	1:49.626
49	12.603	2:02.719	49	17.528	1:47.700	49	24.035	1:48.986	49	30.684	1:48.689	99	37.318	1:47.678
76	15.043	2:05.159	80	21.204	1:48.467	99	25.755	1:45.774	80	31.744	1:47.969	80	37.895	1:48.379
15	15.299	2:05.415	22	21.962	1:48.714	80	25.815	1:47.090	99	31.868	1:48.153	49	37.915	1:49.459
80	15.512	2:05.628	99	22.460	1:47.119	22	27.449	1:47.966	22	33.206	1:47.797	22	39.391	1:48.413
38	15.947	2:06.063	15	23.195	1:50.671	15	28.728	1:48.012	15	35.454	1:48.766	15	41.814	1:48.588
22	16.023	2:06.139	38	24.909	1:51.737	38	31.761	1:49.331	38	38.889	1:49.168	38	46.502	1:49.841
99	18.116	2:08.232	76	25.745	1:53.477	76	34.259	1:50.993	76	42.429	1:50.210	76	50.888	1:50.687
2	19.219	2:09.335	2	28.725	1:52.281	2	38.392	1:52.146	77	1 LAP	2:32.165	2	59.457	1:53.043
19	20.255	2:10.371	19	30.440	1:52.960	19	40.273	1:52.312	2	48.642	1:52.290	19	1:01.112	1:52.811
28	20.698	2:10.814	28	31.995	1:54.072	28	43.899	1:54.383	19	50.529	1:52.296	44	1 LAP	2:49.598P
8	21.339	2:11.455	8	32.022	1:53.458	8	44.483	1:54.940	28	55.555	1:53.696	8	1:07.954	1:54.174
29	21.902	2:12.018	96	35.214	1:55.608	96	49.634	1:56.899	8	56.008	1:53.565	28	1:08.192	1:54.865
96	22.381	2:12.497	61	36.840	1:55.320	61	50.087	1:55.726	96	1:02.909	1:55.315	58	1:11.648	1:50.778
25	22.742	2:12.858	25	37.020	1:57.053	25	51.571	1:57.030	58	1:03.098	1:53.000	61	1:16.163	1:55.291
61	24.295	2:14.411	52	41.164	1:57.982	58	52.138	1:51.178	61	1:03.100	1:55.053	96	1:16.725	1:56.044
5	25.752	2:15.868	98	43.279	1:57.958	52	56.533	1:57.848	25	1:06.827	1:57.296	25	1:20.208	1:55.609
52	25.957	2:16.073	58	43.439	1:53.332	98	56.719	1:55.919	52	1:08.886	1:54.393	52	1:21.300	1:54.642
53	27.132	2:17.248	10	46.427	2:00.375	10	1:02.523	1:58.575	98	1:09.427	1:54.748	98	1:21.454	1:54.255
98	28.096	2:18.212	53	48.410	2:04.053	53	1:02.852	1:56.921	53	1:18.293	1:57.481	77	1 LAP	2:27.688
10	28.827	2:18.943	29	49.903	2:10.776P	59	1:05.770	1:59.164	10	1:19.873	1:59.390	53	1:29.813	1:53.748
59	29.939	2:20.055	59	49.085	2:01.921	23	1:11.560	2:00.191	59	1:21.309	1:57.579	59	1:35.834	1:56.753
58	32.882	2:22.998	54	52.345	2:02.039	54	1:12.585	2:02.719	23	1:26.767	1:57.247	10	1:37.126	1:59.481
54	33.081	2:23.197	23	53.848	2:01.761	85	1:23.227	2:00.500	54	1:32.444	2:01.899			
44	34.675	2:24.791	5	57.697	2:14.720	44	1:37.231	2:17.344	85	1:40.701	1:59.514			
23	34.862	2:24.978	44	1:02.366	2:10.466									
64	35.365	2:25.481	85	1:05.206	2:01.253									
85	46.728	2:36.844	64	1:14.004	2:21.414P									
77	51.638	2:41.754	77	1:36.183	2:27.320									

# MGCC Total Butler Championship Race

## LAP CHART

(contd.)

Lap 6			Lap 7			Lap 8			Lap 9			Lap 10		
No	Behind	Laptime	No	Behind	Laptime	No	Behind	Laptime	No	Behind	Laptime	No	Behind	Laptime
67		1:43.103	67		1:44.372	67		1:44.145						
23	1 LAP	2:01.037	59	1 LAP	1:58.682	52	1 LAP	1:56.141						
47	5.274	1:43.357	47	7.500	1:46.598	98	1 LAP	1:55.402						
20	8.339	1:42.430	20	8.103	1:44.136	47	6.133	1:42.778						
54	1 LAP	2:01.983	10	1 LAP	2:00.927	25	1 LAP	1:59.783						
43	12.464	1:43.307	43	12.708	1:44.616	20	6.754	1:42.796						
11	16.061	1:44.460	28	1 LAP	2:35.736	53	1 LAP	1:55.757						
37	16.789	1:44.785	11	17.997	1:46.308	43	17.001	1:48.438						
35	18.526	1:44.846	37	19.998	1:47.581	11	19.516	1:45.664						
85	1 LAP	2:03.569	35	21.431	1:47.277	59	1 LAP	1:58.997						
17	21.441	1:45.321	23	1 LAP	2:05.812	37	22.807	1:46.954						
30	23.967	1:55.545	17	24.089	1:47.020	35	23.437	1:46.151						
1	29.916	1:47.616	30	24.321	1:44.726	30	24.757	1:44.581						
27	34.703	1:46.542	54	1 LAP	2:01.193	17	26.524	1:46.580						
135	35.047	1:47.617	1	31.550	1:46.006	10	1 LAP	2:00.946						
75	35.831	1:46.668	77	2 LAPS	2:30.266	28	1 LAP	2:02.210						
99	41.542	1:47.327	85	1 LAP	2:00.726	1	34.740	1:47.335						
80	43.574	1:48.782	135	38.126	1:47.451	23	1 LAP	1:59.453						
22	45.409	1:49.121	75	39.208	1:47.749	135	40.946	1:46.965						
49	45.429	1:50.617	99	44.050	1:46.880	75	42.204	1:47.141						
15	46.922	1:48.211	80	46.140	1:46.938	54	1 LAP	2:00.586						
16	47.210	1:53.158	22	48.387	1:47.350	99	46.989	1:47.084						
38	54.247	1:50.848	49	51.661	1:50.604	80	48.912	1:46.917						
76	58.780	1:50.995	27	53.333	2:03.002	22	51.481	1:47.239						
2	1:10.261	1:53.907	16	53.395	1:50.557	85	1 LAP	2:02.596						
19	1:12.997	1:54.988	15	54.405	1:51.855	27	57.093	1:47.905						
58	1:19.333	1:50.788	38	1:00.422	1:50.547	49	57.982	1:50.466						
8	1:22.981	1:58.130	76	1:06.541	1:52.133	16	58.613	1:49.363						
61	1:26.550	1:53.490	2	1:20.171	1:54.282	15	59.544	1:49.284						
52	1:34.187	1:55.990	58	1:26.098	1:51.137	38	1:07.133	1:50.856						
25	1:35.126	1:58.021	19	1:26.250	1:57.625	76	1:12.804	1:50.408						
98	1:36.411	1:58.060	8	1:33.861	1:55.252	77	2 LAPS	2:28.557						
53	1:42.965	1:56.255	61	1:36.443	1:54.265	2	1:30.654	1:54.628						
						58	1:32.966	1:51.013						
						8	1:42.133	1:52.417						
						61	1:44.837	1:52.539						



# Moss Europe TR Register/TSCC Championship Race

## QUALIFYING - Race 14

POS	NO	CL	NAME	NAT	ENTRY	TIME	LAPS	GAP	MPH
1	54	MB	Peter HORSMAN		Morgan Plus 8	1:36.295	10		84.07
2	2	MA	Rick LLOYD		Morgan	1:36.505	10	0.210	83.89
3	69	MA	Phil HOLLINS		Morgan Plus 8	1:37.013	10	0.718	83.45
4	65	MB	Andy GREEN		Morgan Plus 8	1:37.795	10	1.500	82.79
5	3	F	Jon WOLFE		Triumph TR7 V8	1:38.716	10	2.421	82.01
6	48	MB	Frank GRIMLEY		Morgan Plus 8	1:39.631	10	3.336	81.26
7	1	MC6	Simon OREBI		Morgan Roadster Lightweight	1:40.045	10	3.750	80.92
8	13	MB	Chris ACKLAM		Morgan Plus 8	1:40.541	10	4.246	80.52
9	72	MC6	Russell PATERSON		Morgan Roadster Lightweight	1:40.901	10	4.606	80.24
10	49	MC8	Philip GODDARD		Morgan Plus 8	1:41.089	10	4.794	80.09
11	37	MB	Tony LEES		Morgan Plus 8	1:41.271	10	4.976	79.94
12	19	MB	Brett SYNDERCOMBE		Morgan Plus 8	1:41.474	10	5.179	79.78
13	7	F	Martyn ADAMS		Triumph TR7	1:41.842	9	5.547	79.50
14	66	MC6	Andrew THOMPSON		Morgan Roadster Lightweight	1:41.869	10	5.574	79.47
15	74	MB	Ray HIGGS		Morgan Plus 8	1:42.145	10	5.850	79.26
16	42	F	Hugh MAUND		Triumph TR7 V8	1:42.314	9	6.019	79.13
17	77	C	John THOMASON		Triumph Spitfire	1:42.738	9	6.443	78.80
18	46	D	Mike HUGHES		Triumph TR5	1:43.214	9	6.919	78.44
19	6	F	Steve CRANE		Triumph TR7 V8	1:43.220	5	6.925	78.43
20	73	MC6	John EMBERSON		Morgan Roadster Lightweight	1:44.253	10	7.958	77.66
21	29	H	Julian BELCHER		Triumph Vitesse	1:44.344	9	8.049	77.59
22	27	MB	Richard THORNE		Morgan Plus 8	1:44.612	10	8.317	77.39
23	8	MC8	Leigh SEBBA		Morgan Plus 8	1:44.877	9	8.582	77.19
24	33	C	Martin STACKPOLE		Triumph Spitfire	1:45.623	9	9.328	76.65
25	50	C	Peter VOWELL		Triumph Spitfire	1:45.731	9	9.436	76.57
26	10	MB	Peter HENRY		Morgan Plus 8	1:46.744	9	10.449	75.84
27	55	C	Steve ADAMS		Triumph Spitfire	1:47.448	9	11.153	75.35
28	71	H	Kevan HADFIELD		Triumph Herald Coupe	1:47.498	9	11.203	75.31
29	75	H	John DAVIES		Triumph Vitesse Estate	1:47.737	9	11.442	75.15
30	52	C	Dave THOMPSON		Triumph GT6	1:48.873	9	12.578	74.36
31	39	MD	Sharlie GODDARD		Morgan Plus 8	1:49.952	9	13.657	73.63
32	78	H	Kevan HADFIELD		Triumph Herald Coupe	1:51.319	9	15.024	72.73
33	41	D	Mark HUMPHRIES		Triumph TR7 V8	1:51.780	8	15.485	72.43
34	35	MC8	Chris SPRINGALL		Morgan Plus 8	1:51.831	9	15.536	72.39
35	17	MD	Mary LINDSAY		Morgan Plus 8	1:52.230	9	15.935	72.14
36	79	MC6	Ulrich VIERHAUS		Morgan Roadster	1:54.357	9	18.062	70.79
37	56	MC8	Steve McDONALD		Morgan Plus 8	1:54.811	9	18.516	70.51
38	47	C	David STYLES		Triumph Spitfire	1:55.515	8	19.220	70.09
39	68	C	Richard KING		Triumph Spitfire	1:56.670	8	20.375	69.39
40	5	C	Simon CONGDON		Triumph Spitfire	1:57.118	3	20.823	69.13
41	11	MD	David JAMES		Morgan Plus 4	1:57.475	9	21.180	68.92
42	43	A	Michael DAVIS		Triumph Spitfire	2:01.447	8	25.152	66.66
43	51	C	Ian SMYTHE		Triumph Spitfire	2:03.629	6	27.334	65.48

Silverstone Inter  
Circuit Length = 2.2490 miles.  
Start: 12:49 End: 13:04

Weather/Track - Cloudy/Dry

These results are provisional until the conclusion of any judicial and technical matters.

Clerk of Course:	Stewards:	Timekeeper:

# Moss Europe TR Register/TSCC Championship Race

## LAP ANALYSIS

<b>1</b>	<b>Simon OREBI</b>	Morgan Roadster Lightweight
1 -	7:45.083	6 - 1:40.707
2 -	1:46.070	7 - 1:40.175
3 -	1:44.767	8 - <b>1:40.045</b>
4 -	1:54.249	9 - 1:41.186
5 -	1:41.455	10 - 1:45.357
<b>2</b>	<b>Rick LLOYD</b>	Morgan
1 -	7:53.652	6 - <b>1:36.505</b>
2 -	1:45.051	7 - 1:36.558
3 -	1:37.767	8 - 1:37.835
4 -	1:37.476	9 - 1:38.625
5 -	1:37.518	10 - 1:37.060
<b>3</b>	<b>Jon WOLFE</b>	Triumph TR7 V8
1 -	8:15.344	6 - 1:39.757
2 -	1:47.270	7 - 1:41.363
3 -	1:45.755	8 - 1:43.085
4 -	1:43.049	9 - <b>1:38.716</b>
5 -	1:41.741	10 - 1:50.331
<b>5</b>	<b>Simon CONGDON</b>	Triumph Spitfire
1 -	7:58.266	
2 -	2:00.160	
3 -	<b>1:57.118</b>	
<b>6</b>	<b>Steve CRANE</b>	Triumph TR7 V8
1 -	8:21.453	
2 -	2:04.118	
3 -	1:48.929	
4 -	1:45.053	
5 -	<b>1:43.220</b>	
<b>7</b>	<b>Martyn ADAMS</b>	Triumph TR7
1 -	8:18.846	6 - 1:48.092
2 -	2:06.181	7 - 1:44.205
3 -	1:48.847	8 - 1:51.731
4 -	1:45.294	9 - <b>1:41.842</b>
5 -	1:43.001	
<b>8</b>	<b>Leigh SEBBA</b>	Morgan Plus 8
1 -	7:48.986	6 - 1:47.195
2 -	1:53.942	7 - 1:46.677
3 -	1:46.615	8 - 1:50.147
4 -	1:46.525	9 - 1:49.209
5 -	<b>1:44.877</b>	

# Moss Europe TR Register/TSCC Championship Race LAP ANALYSIS

(contd.)

<b>10</b>	<b>Peter HENRY</b>	Morgan Plus 8
1 -	7:49.846	6 - 1:49.017
2 -	1:56.958	7 - 1:49.649
3 -	1:50.036	8 - <b>1:46.744</b>
4 -	1:52.415	9 - 1:48.357
5 -	1:49.172	
<b>11</b>	<b>David JAMES</b>	Morgan Plus 4
1 -	8:05.969	6 - 2:00.229
2 -	2:02.936	7 - 1:58.489
3 -	1:58.309	8 - 1:59.349
4 -	1:58.420	9 - <b>1:57.475</b>
5 -	1:57.863	
<b>13</b>	<b>Chris ACKLAM</b>	Morgan Plus 8
1 -	7:39.349	6 - 1:41.318
2 -	1:48.552	7 - 1:42.293
3 -	1:40.579	8 - 1:41.130
4 -	<b>1:40.541</b>	9 - 1:41.276
5 -	1:43.234	10 - 1:41.419
<b>17</b>	<b>Mary LINDSAY</b>	Morgan Plus 8
1 -	7:47.646	6 - 1:53.863
2 -	1:58.090	7 - 1:53.629
3 -	1:59.039	8 - 1:53.298
4 -	1:53.628	9 - 1:53.228
5 -	<b>1:52.230</b>	
<b>19</b>	<b>Brett SYNDERCOMBE</b>	Morgan Plus 8
1 -	7:37.561	6 - 1:41.636
2 -	1:48.026	7 - 1:42.525
3 -	1:41.767	8 - 1:51.310
4 -	<b>1:41.474</b>	9 - 1:44.482
5 -	1:42.240	10 - 1:42.194
<b>27</b>	<b>Richard THORNE</b>	Morgan Plus 8
1 -	7:38.532	6 - 1:45.005
2 -	1:49.165	7 - 1:45.066
3 -	1:44.672	8 - <b>1:44.612</b>
4 -	1:44.752	9 - 1:45.548
5 -	1:44.859	10 - 1:48.067
<b>29</b>	<b>Julian BELCHER</b>	Triumph Vitesse
1 -	8:04.379	6 - 1:46.567
2 -	1:51.657	7 - 1:47.710
3 -	1:51.582	8 - 1:46.844
4 -	1:46.936	9 - 1:47.454
5 -	<b>1:44.344</b>	

# Moss Europe TR Register/TSCC Championship Race

## LAP ANALYSIS

(contd.)

<b>33</b>	<b>Martin STACKPOLE</b>	Triumph Spitfire
1 -	8:19.100	6 - 1:47.862
2 -	2:03.019	7 - 1:45.793
3 -	1:50.009	8 - 1:46.180
4 -	1:50.149	9 - <b>1:45.623</b>
5 -	1:46.449	
<b>35</b>	<b>Chris SPRINGALL</b>	Morgan Plus 8
1 -	7:54.314	6 - 1:58.301
2 -	2:01.753	7 - 1:57.220
3 -	1:58.333	8 - 1:54.323
4 -	<b>1:51.831</b>	9 - 1:58.609
5 -	1:53.829	
<b>37</b>	<b>Tony LEES</b>	Morgan Plus 8
1 -	7:38.728	6 - 1:41.500
2 -	1:47.322	7 - 1:42.113
3 -	1:42.206	8 - 1:43.662
4 -	<b>1:41.271</b>	9 - 1:41.529
5 -	1:43.402	10 - 1:41.861
<b>39</b>	<b>Sharlie GODDARD</b>	Morgan Plus 8
1 -	7:40.016	6 - 1:51.005
2 -	1:56.987	7 - 1:52.861
3 -	<b>1:49.952</b>	8 - 1:54.320
4 -	1:53.011	9 - 2:21.554P
5 -	1:53.070	
<b>41</b>	<b>Mark HUMPHRIES</b>	Triumph TR7 V8
1 -	8:20.789	6 - <b>1:51.780</b>
2 -	2:03.816	7 - 1:52.386
3 -	1:55.964	8 - 1:52.064
4 -	2:05.774P	
5 -	2:14.037	
<b>42</b>	<b>Hugh MAUND</b>	Triumph TR7 V8
1 -	8:08.597	6 - <b>1:42.314</b>
2 -	1:50.225	7 - 1:44.346
3 -	1:48.084	8 - 1:46.814
4 -	1:46.410	9 - 1:44.604
5 -	1:43.323	
<b>43</b>	<b>Michael DAVIS</b>	Triumph Spitfire
1 -	8:24.374	6 - 2:03.492
2 -	2:16.000	7 - 2:08.317
3 -	2:07.388	8 - <b>2:01.447</b>
4 -	2:08.162	
5 -	2:04.506	

# Moss Europe TR Register/TSCC Championship Race LAP ANALYSIS

(contd.)

<b>46</b>	<b>Mike HUGHES</b>	Triumph TR5
1 -	8:22.113	6 - 1:45.821
2 -	2:03.981	7 - 1:44.299
3 -	1:49.729	8 - 1:43.403
4 -	1:44.815	9 - 1:44.256
5 -	<b>1:43.214</b>	
<b>47</b>	<b>David STYLES</b>	Triumph Spitfire
1 -	8:12.170	6 - 1:56.610
2 -	2:08.736	7 - <b>1:55.515</b>
3 -	2:04.455	8 - 2:09.330P
4 -	1:57.544	
5 -	1:58.855	
<b>48</b>	<b>Frank GRIMLEY</b>	Morgan Plus 8
1 -	7:37.053	6 - 1:40.051
2 -	1:47.909	7 - <b>1:39.631</b>
3 -	1:42.712	8 - 1:41.962
4 -	1:40.408	9 - 1:40.624
5 -	1:40.259	10 - 1:39.942
<b>49</b>	<b>Philip GODDARD</b>	Morgan Plus 8
1 -	7:37.696	6 - 1:49.929
2 -	1:47.654	7 - <b>1:41.089</b>
3 -	1:45.051	8 - 1:42.048
4 -	1:42.099	9 - 1:46.304
5 -	1:41.263	10 - 1:42.858
<b>50</b>	<b>Andy VOWELL</b>	Triumph Spitfire
1 -	8:00.852	6 - 1:50.909
2 -	1:55.769	7 - 1:47.322
3 -	1:53.918	8 - <b>1:45.731</b>
4 -	1:52.443	9 - 1:58.912
5 -	1:47.989	
<b>51</b>	<b>Ian SMYTHE</b>	Triumph Spitfire
1 -	8:05.647	6 - 2:12.301
2 -	2:07.709	
3 -	2:05.683	
4 -	<b>2:03.629</b>	
5 -	2:05.571	
<b>52</b>	<b>Dave THOMPSON</b>	Triumph GT6
1 -	8:22.942	6 - 1:49.827
2 -	2:04.405	7 - 1:50.149
3 -	1:51.608	8 - 1:54.247
4 -	<b>1:48.873</b>	9 - 1:49.889
5 -	1:52.494	

# Moss Europe TR Register/TSCC Championship Race LAP ANALYSIS

(contd.)

<b>54</b>	<b>Peter HORSMAN</b>	Morgan Plus 8
1 -	7:36.429	6 - 1:36.588
2 -	1:43.532	7 - 1:40.477
3 -	1:36.779	8 - 1:39.458
4 -	<b>1:36.295</b>	9 - 1:42.647
5 -	1:36.870	10 - 1:36.518
<b>55</b>	<b>Steve ADAMS</b>	Triumph Spitfire
1 -	8:00.274	6 - 1:48.570
2 -	2:00.435	7 - 1:51.888
3 -	1:58.385	8 - 1:50.811
4 -	1:49.987	9 - <b>1:47.448</b>
5 -	1:50.336	
<b>56</b>	<b>Steve McDONALD</b>	Morgan Plus 8
1 -	7:46.376	6 - 2:00.459
2 -	2:00.025	7 - 1:56.095
3 -	2:05.288	8 - 1:56.769
4 -	1:55.175	9 - <b>1:54.811</b>
5 -	1:56.216	
<b>65</b>	<b>Andy GREEN</b>	Morgan Plus 8
1 -	7:37.037	6 - 1:38.259
2 -	1:44.983	7 - 1:38.502
3 -	1:38.064	8 - 1:42.049
4 -	<b>1:37.795</b>	9 - 1:43.875
5 -	1:39.479	10 - 1:39.833
<b>66</b>	<b>Andrew THOMPSON</b>	Morgan Roadster Lightweight
1 -	7:55.139	6 - 1:43.360
2 -	1:54.580	7 - 1:45.235
3 -	1:50.831	8 - <b>1:41.869</b>
4 -	1:46.619	9 - 1:42.069
5 -	1:42.199	10 - 1:41.895
<b>68</b>	<b>Richard KING</b>	Triumph Spitfire
1 -	8:20.956	6 - 1:58.790
2 -	2:18.063	7 - 1:56.686
3 -	2:04.611	8 - <b>1:56.670</b>
4 -	2:00.864	
5 -	1:58.235	
<b>69</b>	<b>Phil HOLLINS</b>	Morgan Plus 8
1 -	7:43.078	6 - 1:38.426
2 -	1:46.331	7 - 1:38.705
3 -	1:41.121	8 - 1:41.034
4 -	1:39.229	9 - 1:37.422
5 -	1:38.807	10 - <b>1:37.013</b>

# Moss Europe TR Register/TSCC Championship Race

## LAP ANALYSIS

(contd.)

<b>71</b>	<b>Kevan HADFIELD</b>	Triumph Herald Coupe
1 -	8:16.473	6 - 1:52.915
2 -	2:07.439	7 - 1:48.629
3 -	2:03.348	8 - <b>1:47.498</b>
4 -	1:52.453	9 - 1:51.152
5 -	1:49.870	
<b>72</b>	<b>Russell PATERSON</b>	Morgan Roadster Lightweight
1 -	7:42.528	6 - 1:41.160
2 -	1:46.122	7 - 1:42.809
3 -	1:43.841	8 - 1:41.965
4 -	1:41.391	9 - 1:42.131
5 -	<b>1:40.901</b>	10 - 1:41.260
<b>73</b>	<b>John EMBERSON</b>	Morgan Roadster Lightweight
1 -	7:42.117	6 - 1:44.985
2 -	1:50.889	7 - 1:46.306
3 -	1:46.698	8 - 1:45.163
4 -	1:45.621	9 - <b>1:44.253</b>
5 -	1:46.077	10 - 1:44.945
<b>74</b>	<b>Ray HIGGS</b>	Morgan Plus 8
1 -	7:54.778	6 - 1:43.112
2 -	1:54.541	7 - 1:47.675
3 -	1:47.910	8 - 1:45.730
4 -	1:49.267	9 - 1:46.768
5 -	<b>1:42.145</b>	10 - 1:44.752
<b>75</b>	<b>John DAVIES</b>	Triumph Vitesse Estate
1 -	8:18.640	6 - 1:52.083
2 -	2:06.842	7 - <b>1:47.737</b>
3 -	1:57.532	8 - 1:49.273
4 -	1:53.675	9 - 1:50.103
5 -	1:49.850	
<b>77</b>	<b>John THOMASON</b>	Triumph Spitfire
1 -	8:17.829	6 - 1:47.956
2 -	1:56.919	7 - 1:46.096
3 -	1:54.391	8 - 1:45.016
4 -	1:50.018	9 - <b>1:42.738</b>
5 -	1:44.180	
<b>78</b>	<b>Kevan HADFIELD</b>	Triumph Herald Coupe
1 -	7:43.316	6 - 2:00.798
2 -	2:02.184	7 - 1:57.181
3 -	2:02.217	8 - 1:54.764
4 -	1:57.364	9 - <b>1:51.319</b>
5 -	1:54.043	

# Moss Europe TR Register/TSCC Championship Race LAP ANALYSIS

(contd.)

<b>79</b>	<b>Ulrich VIERHAUS</b>	Morgan Roadster
1 - 7:47.175	6 - 1:58.528	
2 - 2:01.937	7 - 1:58.128	
3 - 1:59.911	8 - <b>1:54.357</b>	
4 - 1:56.424	9 - 1:56.135	
5 - 1:56.279		




# Moss Europe TR Register/TSCC Championship Race

## GRID - Race 14

ROW 22  
ROW 21  
ROW 20  
ROW 19  
ROW 18  
ROW 17  
ROW 16  
ROW 15  
ROW 14  
ROW 13  
ROW 12  
ROW 11  
ROW 10  
ROW 9  
ROW 8  
ROW 7  
ROW 6  
ROW 5  
ROW 4  
ROW 3  
ROW 2  
ROW 1

51	SMYTHE	
11	JAMES	43 DAVIS
68	KING	5 CONGDON
56	McDONALD	47 STYLES
17	LINDSAY	79 VIERHAUS
41	HUMPHRIES	35 SPRINGALL
39	GODDARD	78 HADFIELD
75	DAVIES	52 THOMPSON
55	ADAMS	71 HADFIELD
50	VOWELL	10 HENRY
8	SEBBA	33 STACKPOLE
29	BELCHER	27 THORNE
6	CRANE	73 EMBERSON
77	THOMASON	46 HUGHES
74	HIGGS	42 MAUND
7	ADAMS	66 THOMPSON
37	LEES	19 SYNDERCOMBE
72	PATERSON	49 GODDARD
1	OREBI	13 ACKLAM
3	WOLFE	48 GRIMLEY
69	HOLLINS	65 GREEN
54	HORSMAN	2 LLOYD

POLE



Weather/Track - Cloudy/Dry

These results are provisional until the conclusion of any judicial and technical matters.

Silverstone Inter  
Circuit Length = 2.2490 miles.  
Start: 12:49 End: 13:04

Clerk of Course:	Stewards:	Timekeeper:
------------------	-----------	-------------

# Moss Europe TR Register/TSCC Championship Race

## RACE RESULT - Race 14

POS	NO	CL	NAME	NAT	ENTRY	TIME	LAPS	GAP	MPH	BEST
1	2	MA	Rick LLOYD		Morgan	13:13.525	8		81.84	1:36.460
2	69	MA	Phil HOLLINS		Morgan Plus 8	13:19.160	8	5.635	81.27	1:37.173
3	65	MB	Andy GREEN		Morgan Plus 8	13:20.353	8	6.828	81.14	1:37.485
4	48	MB	Frank GRIMLEY		Morgan Plus 8	13:21.059	8	7.534	81.07	1:37.814
5	13	MB	Chris ACKLAM		Morgan Plus 8	13:33.462	8	19.937	79.84	1:38.923
6	3	F	Jon WOLFE		Triumph TR7 V8	13:34.767	8	21.242	79.71	1:39.708
7	37	MB	Tony LEES		Morgan Plus 8	13:37.601	8	24.076	79.43	1:39.708
8	1	MC6	Simon OREBI		Morgan Roadster Lightweight	13:39.483	8	25.958	79.25	1:40.198
9	7	F	Martyn ADAMS		Triumph TR7	13:40.803	8	27.278	79.12	1:40.441
10	19	MB	Brett SYNDERCOMBE		Morgan Plus 8	13:42.807	8	29.282	78.93	1:40.650
11	72	MC6	Russell PATERSON		Morgan Roadster Lightweight	13:55.167	8	41.642	77.76	1:40.221
12	49	MC8	Philip GODDARD		Morgan Plus 8	13:58.381	8	44.856	77.46	1:42.894
13	77	C	John THOMASON		Triumph Spitfire	14:04.474	8	50.949	76.90	1:42.234
14	27	MB	Richard THORNE		Morgan Plus 8	14:06.345	8	52.820	76.73	1:43.732
15	42	F	Hugh MAUND		Triumph TR7 V8	14:08.583	8	55.058	76.53	1:42.698
16	66	MC6	Andrew THOMPSON		Morgan Roadster Lightweight	14:11.172	8	57.647	76.30	1:42.105
17	8	MC8	Leigh SEBBA		Morgan Plus 8	14:16.557	8	1:03.032	75.82	1:43.325
18	74	MB	Ray HIGGS		Morgan Plus 8	14:16.839	8	1:03.314	75.79	1:43.445
19	29	H	Julian BELCHER		Triumph Vitesse	14:19.142	8	1:05.617	75.59	1:43.279
20	10	MB	Peter HENRY		Morgan Plus 8	14:26.418	8	1:12.893	74.96	1:44.360
21	50	C	Andy VOWELL		Triumph Spitfire	14:44.935	8	1:31.410	73.39	1:46.022
22	71	H	Kevan HADFIELD		Triumph Herald Coupe	14:51.090	8	1:37.565	72.88	1:47.569
23	52	C	Dave THOMPSON		Triumph GT6	14:52.152	8	1:38.627	72.79	1:46.255
24	55	C	Steve ADAMS		Triumph Spitfire	14:52.802	8	1:39.277	72.74	1:48.455
25	56	MC8	Steve McDONALD		Morgan Plus 8	14:54.074	8	1:40.549	72.64	1:47.784
26	39	MD	Sharlie GODDARD		Morgan Plus 8	15:02.131	8	1:48.606	71.99	1:48.798
27	17	MD	Mary LINDSAY		Morgan Plus 8	15:02.284	8	1:48.759	71.98	1:48.694
28	35	MC8	Chris SPRINGALL		Morgan Plus 8	15:02.451	8	1:48.926	71.96	1:48.586
29	41	D	Mark HUMPHRIES		Triumph TR7 V8	15:03.205	8	1:49.680	71.90	1:48.546
30	78	MC6	Roger WHITESIDE		Morgan Roadster Lightweight	13:19.326	7	1 LAP	71.12	1:48.126
31	5	C	Simon CONGDON		Triumph Spitfire	13:20.397	7	1 LAP	71.02	1:49.561
32	11	MD	David JAMES		Morgan Plus 4	13:50.855	7	1 LAP	68.42	1:54.203
33	47	C	David STYLES		Triumph Spitfire	13:51.304	7	1 LAP	68.38	1:53.351
34	79	MC6	Ulrich VIERHAUS		Morgan Roadster	14:22.346	7	1 LAP	65.92	1:57.107
35	43	A	Michael DAVIS		Triumph Spitfire	14:39.115	7	1 LAP	64.66	2:00.421

### NOT CLASSIFIED

73	MC6	John EMBERSON	Morgan Roadster Lightweight	11:44.061	6	D.N.F.	69.24	1:43.180
68	C	Richard KING	Triumph Spitfire	11:54.232	6	D.N.F.	68.26	1:53.777
75	H	John DAVIES	Triumph Vitesse Estate	4:03.502	2	D.N.F.	67.22	1:56.896
54	MB	Peter HORSMAN	Morgan Plus 8		0	D.N.F.	N/A	
33	C	Martin STACKPOLE	Triumph Spitfire		0	D.N.F.	N/A	

### FASTEST LAP

2	MA	Rick LLOYD	Morgan	1:36.460	6	83.93mph	135.08kph
65	MB	Andy GREEN	Morgan Plus 8	1:37.485	8	83.05mph	133.66kph
3	F	Jon WOLFE	Triumph TR7 V8	1:39.708	7	81.20mph	130.68kph
1	MC6	Simon OREBI	Morgan Roadster Lightweight	1:40.198	6	80.80mph	130.04kph
77	C	John THOMASON	Triumph Spitfire	1:42.234	5	79.19mph	127.45kph
49	MC8	Philip GODDARD	Morgan Plus 8	1:42.894	6	78.68mph	126.63kph
29	H	Julian BELCHER	Triumph Vitesse	1:43.279	4	78.39mph	126.16kph
41	D	Mark HUMPHRIES	Triumph TR7 V8	1:48.546	6	74.59mph	120.04kph
17	MD	Mary LINDSAY	Morgan Plus 8	1:48.694	6	74.48mph	119.87kph
43	A	Michael DAVIS	Triumph Spitfire	2:00.421	2	67.23mph	108.20kph

Weather: Track: Cloud: Dry

These results are provisional until the conclusion of any judicial and technical matters.

Silverstone Inter  
Circuit Length = 2.2490 miles.  
Start: 15:34 End: 15:47

Clerk of Course:	Stewards:	Timekeeper:
------------------	-----------	-------------

# Moss Europe TR Register/TSCC Championship Race

## LAP CHART

Lap 1			Lap 2			Lap 3			Lap 4			Lap 5		
No	Behind	Laptime	No	Behind	Laptime	No	Behind	Laptime	No	Behind	Laptime	No	Behind	Laptime
2		1:45.240	2		1:37.851	2		1:37.459	2		1:44.768	2		1:37.322
65	2.385	1:47.625	65	2.943	1:38.409	69	3.748	1:37.885	65	1.380	1:41.232	69	2.637	1:38.397
69	4.000	1:49.240	69	3.322	1:37.173	65	4.916	1:39.432	69	1.562	1:42.582	79	1 LAP	2:04.845
48	4.601	1:49.841	48	5.411	1:38.661	48	6.031	1:38.079	48	2.447	1:41.184	65	3.460	1:39.402
3	5.295	1:50.535	3	8.229	1:40.785	3	11.688	1:40.918	3	7.903	1:40.983	48	3.636	1:38.511
1	6.421	1:51.661	1	9.379	1:40.809	1	13.261	1:41.341	13	9.495	1:39.987	43	1 LAP	2:03.649
72	6.709	1:51.949	72	10.024	1:41.166	72	13.604	1:41.039	1	10.385	1:41.892	13	11.096	1:38.923
13	7.191	1:52.431	13	11.080	1:41.740	13	14.276	1:40.655	72	10.801	1:41.965	3	11.905	1:41.324
19	7.949	1:53.189	19	11.850	1:41.752	19	15.511	1:41.120	19	11.393	1:40.650	1	13.539	1:40.476
37	8.439	1:53.679	37	12.136	1:41.548	37	15.718	1:41.041	37	11.632	1:40.682	72	14.110	1:40.631
49	9.453	1:54.693	7	12.792	1:40.983	7	16.425	1:41.092	7	12.163	1:40.506	37	14.254	1:39.944
7	9.660	1:54.900	49	15.289	1:43.687	49	20.906	1:43.076	49	19.056	1:42.918	19	15.325	1:41.254
66	10.357	1:55.597	27	18.302	1:44.196	27	24.731	1:43.888	27	24.166	1:44.203	7	15.554	1:40.713
74	10.972	1:56.212	77	20.675	1:44.601	77	27.532	1:44.316	77	26.344	1:43.580	49	24.953	1:43.219
27	11.957	1:57.197	42	22.692	1:45.764	42	28.765	1:43.532	42	27.767	1:43.770	27	30.576	1:43.732
77	13.925	1:59.165	29	23.110	1:45.797	29	29.857	1:44.206	29	28.368	1:43.279	77	31.256	1:42.234
42	14.779	2:00.019	8	23.834	1:46.217	8	30.861	1:44.486	8	29.708	1:43.615	42	34.372	1:43.927
29	15.164	2:00.404	73	24.877	1:46.584	73	31.394	1:43.976	73	30.138	1:43.512	29	35.096	1:44.050
8	15.468	2:00.708	74	26.105	1:52.984	74	32.968	1:44.322	74	32.330	1:44.130	8	35.711	1:43.325
73	16.144	2:01.384	66	26.609	1:54.103	66	34.262	1:45.112	66	32.739	1:43.245	73	35.996	1:43.180
71	18.364	2:03.604	50	28.092	1:47.095	50	36.655	1:46.022	10	40.272	1:46.367	74	38.453	1:43.445
50	18.848	2:04.088	71	29.425	1:48.912	10	38.673	1:46.064	50	41.031	1:49.144	66	39.199	1:43.782
55	19.002	2:04.242	55	29.712	1:48.561	55	43.537	1:51.284	55	48.618	1:49.849	10	47.542	1:44.592
10	20.057	2:05.297	10	30.068	1:47.862	71	46.534	1:54.568	71	49.335	1:47.569	50	51.874	1:48.165
75	21.366	2:06.606	39	36.986	1:52.500	56	50.269	1:50.063	56	53.494	1:47.993	71	1:01.548	1:49.535
39	22.337	2:07.577	17	37.137	1:52.341	52	51.934	1:51.503	52	56.017	1:48.851	55	1:03.158	1:51.862
17	22.647	2:07.887	56	37.665	1:52.063	17	52.188	1:52.510	17	57.705	1:50.285	56	1:05.789	1:49.617
52	23.038	2:08.278	52	37.890	1:52.703	39	52.897	1:53.370	39	58.467	1:50.338	52	1:06.368	1:47.673
56	23.453	2:08.693	75	40.411	1:56.896	35	55.418	1:49.716	35	59.526	1:48.876	17	1:09.560	1:49.177
78	26.054	2:11.294	78	42.635	1:54.432	41	56.269	1:49.836	41	1:00.126	1:48.625	39	1:10.246	1:49.101
41	26.200	2:11.440	35	43.161	1:53.584	5	59.901	1:53.604	5	1:05.661	1:50.528	35	1:11.118	1:48.914
35	27.428	2:12.668	5	43.756	1:53.491	78	1:02.368	1:57.192	78	1:07.778	1:50.178	41	1:11.632	1:48.828
5	28.116	2:13.356	41	43.892	1:55.543	11	1:05.324	1:56.465	11	1:14.759	1:54.203	5	1:18.344	1:50.005
11	29.186	2:14.426	11	46.318	1:54.983	68	1:11.065	1:56.277	68	1:20.681	1:54.384	78	1:19.476	1:49.020
68	33.235	2:18.475	68	52.247	1:56.863	47	1:13.142	1:57.201	47	1:21.725	1:53.351	11	1:33.382	1:55.945
79	33.798	2:19.038	47	53.400	1:56.115	79	1:20.386	2:03.023						
47	35.136	2:20.376	79	54.822	1:58.875	43	1:23.697	2:02.604						
43	35.982	2:21.222	43	58.552	2:00.421									

# Moss Europe TR Register/TSCC Championship Race

## LAP CHART

(contd.)

Lap 6			Lap 7			Lap 8			Lap 9			Lap 10		
No	Behind	Laptime	No	Behind	Laptime	No	Behind	Laptime	No	Behind	Laptime	No	Behind	Laptime
2		1:36.460	2		1:36.550	2		1:37.875						
68	1 LAP	1:54.456	69	6.316	1:39.264	69	5.635	1:37.194						
47	1 LAP	1:54.582	65	7.218	1:38.981	78	1 LAP	1:48.126						
69	3.602	1:37.425	48	7.595	1:39.125	65	6.828	1:37.485						
65	4.787	1:37.787	73	1 LAP	2:45.425P	5	1 LAP	1:49.561						
48	5.020	1:37.844	13	17.979	1:40.276	48	7.534	1:37.814						
13	14.253	1:39.617	11	1 LAP	1:57.922	13	19.937	1:39.833						
3	15.483	1:40.038	68	1 LAP	1:53.777	3	21.242	1:40.476						
1	17.277	1:40.198	3	18.641	1:39.708	37	24.076	1:41.266						
37	17.527	1:39.733	47	1 LAP	1:54.227	1	25.958	1:42.474						
72	18.573	1:40.923	37	20.685	1:39.708	7	27.278	1:41.161						
7	20.101	1:41.007	1	21.359	1:40.632	19	29.282	1:41.695						
19	20.655	1:41.790	72	22.244	1:40.221	11	1 LAP	1:56.911						
79	1 LAP	2:00.597	7	23.992	1:40.441	47	1 LAP	1:55.452						
49	31.387	1:42.894	19	25.462	1:41.357	72	41.642	1:57.273						
43	1 LAP	2:02.636	49	39.125	1:44.288	49	44.856	1:43.606						
77	37.819	1:43.023	77	44.753	1:43.484	77	50.949	1:44.071						
27	38.779	1:44.663	27	46.694	1:44.465	27	52.820	1:44.001						
42	40.610	1:42.698	79	1 LAP	1:57.107	42	55.058	1:44.741						
8	45.212	1:45.961	42	48.192	1:44.132	66	57.647	1:42.105						
74	45.948	1:43.955	8	53.169	1:44.507	8	1:03.032	1:47.738						
66	46.881	1:44.142	66	53.417	1:43.086	74	1:03.314	1:47.414						
29	49.343	1:50.707	74	53.775	1:44.377	29	1:05.617	1:45.826						
10	56.321	1:45.239	29	57.666	1:44.873	79	1 LAP	1:58.861						
50	1:08.052	1:52.638	43	1 LAP	2:02.992	10	1:12.893	1:46.637						
71	1:14.980	1:49.892	10	1:04.131	1:44.360	43	1 LAP	2:05.591						
55	1:15.214	1:48.516	50	1:20.992	1:49.490	50	1:31.410	1:48.293						
52	1:16.163	1:46.255	71	1:26.305	1:47.875	71	1:37.565	1:49.135						
56	1:18.209	1:48.880	55	1:27.119	1:48.455	52	1:38.627	1:49.307						
17	1:21.794	1:48.694	52	1:27.195	1:47.582	55	1:39.277	1:50.033						
39	1:22.584	1:48.798	56	1:29.443	1:47.784	56	1:40.549	1:48.981						
35	1:23.244	1:48.586	17	1:34.086	1:48.842	39	1:48.606	1:51.568						
41	1:23.718	1:48.546	39	1:34.913	1:48.879	17	1:48.759	1:52.548						
5	1:31.736	1:49.852	35	1:35.365	1:48.671	35	1:48.926	1:51.436						
78	1:32.100	1:49.084	41	1:36.974	1:49.806	41	1:49.680	1:50.581						

# MGCC Enduro 100Kms Trophy Race

## QUALIFYING - Race 17

POS	NO	CL	NAME	NAT	ENTRY	TIME	LAPS	GAP	MPH
1	57	A	Graham BOOTH		Caterham Superlight 7	1:35.124	13		85.11
2	70	A	WILLMOTT/TWYNAM		Porsche 996 GT3	1:37.833	12	2.709	82.75
3	67	B	LUTI/CROWTON		MG ZT 520	1:38.361	12	3.237	82.31
4	51	A	STACEY/LEGGATE		MG ZR	1:38.541	12	3.417	82.16
5	25	A	MASON/MASON		MG TF	1:39.380	8	4.256	81.46
6	17	A	BENTHAM/WILLMOTT		MG ZR	1:39.523	12	4.399	81.35
7	29	A	STAINES/GRIFFITHS		MG Midget	1:39.877	11	4.753	81.06
8	76	C	Ben JACQUES		MG ZR	1:39.930	13	4.806	81.02
9	78	A	TOWELL/BENHAM		MG ZR	1:41.098	12	5.974	80.08
10	71	A	DAY/PHIPPS		BMW M3	1:41.303	12	6.179	79.92
11	68	B	WYNDHAM/SALVAGE		Jaguar E Type	1:41.308	7	6.184	79.91
12	83	A	David COULTARD		MG ZR	1:41.656	6	6.532	79.64
13	1	B	OREBI GANN/SYNDERCOM		Morgan	1:42.263	10	7.139	79.17
14	5	A	Dean CLEMENTS		Rover 216 Gti	1:43.135	10	8.011	78.50
15	69	C	WRIGHT/HOLDSWORTH		MGB	1:43.552	8	8.428	78.18
16	88	A	Matt SPEAKMAN		Rover 216 Gti	1:44.668	12	9.544	77.35
17	15	A	VIZOR/SAUNDERS		MG Midget	1:44.898	11	9.774	77.18
18	11	A	Bolaji ODUNSI		MG TF	1:45.294	12	10.170	76.89
19	27	C	Peter RATCLIFFE		MGB	1:46.381	9	11.257	76.10
20	22	C	Patrick FENN		MGB	1:47.897	12	12.773	75.03
21	37	A	COLLINSON/COLLINSON		MG Midget	1:47.969	11	12.845	74.98
22	2	A	Ewart KITSON		Rover Metro Gti	1:48.285	10	13.161	74.76
23	99	C	ROGERS/WATTERS		MGB GT	1:48.452	12	13.328	74.65
24	36	B	Peter MALLETT		Ford Capri	1:49.999	11	14.875	73.60
25	63	C	Chris O'NEILL		MGB	1:50.489	11	15.365	73.27
26	53	C	MARKLEW/BREWER		MGB	1:50.626	11	15.502	73.18
27	96	C	LEWIS/LEWIS		MGF VVC	1:51.045	11	15.921	72.91
28	35	C	WOODBRIDGE/COLLINSON		MG Midget	1:51.243	10	16.119	72.78
29	61	B	HILL/HALL		MGB GT V8	1:52.277	11	17.153	72.11
30	90	C	ELLIOTT/NICHOLAS		MGB GT	1:52.685	10	17.561	71.85
31	12	A	PATTERSON/BRACEY-WRI		Rover Metro	1:54.370	9	19.246	70.79
32	47	C	STYLES/GOODSON		Triumph Spitfire	1:55.177	10	20.053	70.29
33	66	B	MACVICAR/LOCK		Jaguar XJS	1:55.261	8	20.137	70.24
34	85	C	CAMPBELL/KERRISON		Rover Metro Gti	1:55.622	10	20.498	70.02
35	20	C	LEWIS/NEWTON		MGB	1:56.146	11	21.022	69.70
36	8	C	HEATH/SMITH		MG Maestor	1:58.477	10	23.353	68.33
37	10	C	CHAPMAN/CHAPMAN		MGB GT	2:01.285	10	26.161	66.75

Silverstone Inter  
Circuit Length = 2.2490 miles.  
Start: 13:12 End: 13:32

Weather/Track - Cloudy/Dry

These results are provisional until the conclusion of any judicial and technical matters.

Clerk of Course:	Stewards:	Timekeeper:
------------------	-----------	-------------

# MGCC Enduro 100Kms Trophy Race

## LAP ANALYSIS

<b>1</b>	<b>OREBI GANN/SYNDERCOM</b>	Morgan	
1 -	X:00.000P	6 - 3:04.035	
2 -	2:05.019	7 - 1:44.835	
3 -	1:47.718	8 - 1:43.490	
4 -	1:43.085	9 - <b>1:42.263</b>	
5 -	1:58.703P	10 - 1:42.939	
<b>2</b>	<b>Ewart KITSON</b>	Rover Metro Gti	
1 -	8:14.103	6 - 2:05.074P	
2 -	2:10.161	7 - 2:51.402	
3 -	1:48.390	8 - 1:49.602	
4 -	1:48.363	9 - <b>1:48.285</b>	
5 -	1:52.611	10 - 2:16.161P	
<b>5</b>	<b>Dean CLEMENTS</b>	Rover 216 Gti	
1 -	8:14.290	6 - <b>1:43.135</b>	
2 -	2:04.888	7 - 1:47.285	
3 -	1:56.070P	8 - 1:44.037	
4 -	4:12.623	9 - 1:43.910	
5 -	1:45.601	10 - 1:56.969P	
<b>8</b>	<b>HEATH/SMITH</b>	MG Maestor	
1 -	8:18.617	6 - 2:05.419P	
2 -	2:06.124	7 - 3:14.673	
3 -	2:01.184	8 - 2:00.083	
4 -	2:00.864	9 - 1:58.580	
5 -	<b>1:58.477</b>	10 - 1:58.854	
<b>10</b>	<b>CHAPMAN/CHAPMAN</b>	MGB GT	
1 -	8:33.232	6 - 3:17.488	
2 -	2:11.615	7 - 2:05.640	
3 -	2:05.621	8 - 2:02.670	
4 -	2:01.784	9 - <b>2:01.285</b>	
5 -	2:10.873P	10 - 2:02.458	
<b>11</b>	<b>Bolaji ODUNSI</b>	MG TF	
1 -	8:15.110	6 - 1:51.619	11 - 1:48.079
2 -	2:06.154	7 - 1:48.905	12 - 1:46.302
3 -	1:50.339	8 - <b>1:45.294</b>	
4 -	1:48.426	9 - 1:46.520	
5 -	1:51.462	10 - 1:46.492	
<b>12</b>	<b>PATTERSON/BRACEY-WRI</b>	Rover Metro	
1 -	8:07.477	6 - 1:54.376	
2 -	2:00.271	7 - 1:56.571	
3 -	1:58.560	8 - <b>1:54.370</b>	
4 -	2:09.592P	9 - 2:11.039P	
5 -	3:00.782		

# MGCC Enduro 100Kms Trophy Race

## LAP ANALYSIS

(contd.)

<b>15</b>	<b>VIZOR/SAUNDERS</b>	MG Midget
1 - 8:17.128	6 - 2:49.844	11 - <b>1:44.898</b>
2 - 2:01.133	7 - 1:48.864	
3 - 1:47.991	8 - 1:45.285	
4 - 1:47.715	9 - 1:58.319	
5 - 1:58.179P	10 - 1:45.486	
<b>17</b>	<b>BENTHAM/WILLMOTT</b>	MG ZR
1 - 7:54.031	6 - 1:41.104	11 - 1:40.664
2 - 1:42.330	7 - 2:01.209P	12 - 2:06.966P
3 - 1:40.078	8 - 3:42.237	
4 - <b>1:39.523</b>	9 - 1:40.189	
5 - 1:40.501	10 - 1:41.623	
<b>20</b>	<b>LEWIS/NEWTON</b>	MGB
1 - 8:03.570	6 - 3:26.271	11 - 1:57.621
2 - 2:00.933	7 - 1:59.561	
3 - <b>1:56.146</b>	8 - 1:59.464	
4 - 1:58.651	9 - 1:59.848	
5 - 2:10.631P	10 - 1:58.411	
<b>22</b>	<b>Patrick FENN</b>	MGB
1 - 8:14.875	6 - 1:51.709	11 - 1:48.838
2 - 2:03.247	7 - 1:49.187	12 - <b>1:47.897</b>
3 - 1:51.181	8 - 1:49.926	
4 - 1:50.365	9 - 1:48.691	
5 - 1:51.520	10 - 1:48.502	
<b>24</b>	<b>LUDLOW/LUDLOW</b>	Rover Metro Gti
1 - X:00.000P		
<b>25</b>	<b>MASON/MASON</b>	MG TF
1 - 8:06.318	6 - 2:48.949	
2 - 1:45.417	7 - 1:41.913	
3 - 2:05.382	8 - 2:01.788P	
4 - <b>1:39.380</b>		
5 - 1:54.531P		
<b>27</b>	<b>Peter RATCLIFFE</b>	MGB
1 - 7:55.859	6 - 1:46.480	
2 - 1:52.064	7 - 1:55.643	
3 - 1:49.302	8 - 2:05.032	
4 - <b>1:46.381</b>	9 - 2:08.654P	
5 - 1:47.016		

# MGCC Enduro 100Kms Trophy Race

## LAP ANALYSIS

(contd.)

<b>29</b>	<b>STAINES/GRIFFITHS</b>	MG Midget
1 - 8:13.022	6 - 1:58.278P	11 - 1:43.975
2 - 2:05.331	7 - 3:11.573	
3 - 1:44.502	8 - 1:46.266	
4 - 1:43.357	9 - <b>1:39.877</b>	
5 - 1:43.330	10 - 1:51.753	
<b>35</b>	<b>WOODBIDGE/COLLINSON</b>	MG Midget
1 - 8:12.107	6 - 2:10.317P	
2 - 2:10.228	7 - 3:57.521	
3 - 1:55.297	8 - 2:00.863	
4 - 1:57.929	9 - 1:52.461	
5 - <b>1:51.243</b>	10 - 1:51.679	
<b>36</b>	<b>Peter MALLET</b>	Ford Capri
1 - 8:03.762	6 - 1:52.854	11 - 2:06.007P
2 - 1:53.898	7 - 1:50.260	
3 - 1:51.354	8 - <b>1:49.999</b>	
4 - 1:52.002	9 - 1:50.612	
5 - 1:51.322	10 - 1:51.163	
<b>37</b>	<b>COLLINSON/COLLINSON</b>	MG Midget
1 - 8:09.604	6 - 3:09.794	11 - 1:55.091
2 - 1:54.398	7 - 1:53.894	
3 - 1:49.771	8 - 1:50.339	
4 - <b>1:47.969</b>	9 - 1:54.935	
5 - 2:01.878P	10 - 1:55.945	
<b>47</b>	<b>STYLES/GOODSON</b>	Triumph Spitfire
1 - 8:27.345	6 - 1:57.437	
2 - 2:05.896	7 - 1:58.937	
3 - 1:57.827	8 - 1:57.512	
4 - 2:08.760P	9 - 1:57.282	
5 - 4:07.700	10 - <b>1:55.177</b>	
<b>51</b>	<b>STACEY/LEGGATE</b>	MG ZR
1 - 7:59.245	6 - 1:38.794	11 - 1:40.903
2 - 1:42.799	7 - 1:52.100P	12 - 1:39.790
3 - <b>1:38.541</b>	8 - 2:48.874	
4 - 1:50.928	9 - 1:42.833	
5 - 1:39.702	10 - 1:41.282	
<b>53</b>	<b>MARKLEW/BREWER</b>	MGB
1 - 8:13.352	6 - 3:10.060	11 - 1:54.548
2 - 1:54.859	7 - 2:01.520	
3 - 1:51.716	8 - 1:58.611	
4 - <b>1:50.626</b>	9 - 2:02.915	
5 - 1:57.960P	10 - 1:56.917	



# MGCC Enduro 100Kms Trophy Race

## LAP ANALYSIS

(contd.)

<b>57</b>	<b>Graham BOOTH</b>	Caterham Superlight 7
1 - 8:16.628	6 - 1:46.205	11 - 1:36.718
2 - 2:05.114	7 - 1:38.835	12 - 1:36.503
3 - 1:46.120	8 - 1:40.289	13 - <b>1:35.124</b>
4 - 1:41.889	9 - 1:40.035	
5 - 1:35.584	10 - 1:35.435	
<b>61</b>	<b>HILL/HALL</b>	MGB GT V8
1 - 8:11.274	6 - 2:07.645P	11 - 1:53.150
2 - 2:08.169	7 - 3:02.450	
3 - 1:57.072	8 - 1:55.672	
4 - 1:57.653	9 - <b>1:52.277</b>	
5 - 2:01.912	10 - 1:52.707	
<b>63</b>	<b>Chris O'NEILL</b>	MGB
1 - 8:18.717	6 - 1:51.252	11 - 2:26.317P
2 - 2:09.860	7 - <b>1:50.489</b>	
3 - 1:53.511	8 - 1:53.496	
4 - 1:51.428	9 - 1:56.318	
5 - 1:50.522	10 - 1:55.622	
<b>66</b>	<b>MACVICAR/LOCK</b>	Jaguar XJS
1 - 8:19.819	6 - 1:57.311	
2 - 2:10.161	7 - 1:56.541	
3 - 1:58.305	8 - 2:36.349P	
4 - 1:58.454		
5 - <b>1:55.261</b>		
<b>67</b>	<b>LUTI/CROWTON</b>	MG ZT 520
1 - 8:04.005	6 - 1:55.817P	11 - 1:39.349
2 - 1:42.216	7 - 3:28.387	12 - 1:39.773
3 - 1:39.986	8 - 1:41.103	
4 - 1:39.340	9 - 1:40.438	
5 - <b>1:38.361</b>	10 - 1:40.592	
<b>68</b>	<b>WYNDHAM/SALVAGE</b>	Jaguar E Type
1 - 7:56.475	6 - 3:27.218	
2 - 1:46.377	7 - 2:01.542	
3 - <b>1:41.308</b>		
4 - 1:46.123		
5 - 1:59.294P		
<b>69</b>	<b>WRIGHT/HOLDSWORTH</b>	MGB
1 - 8:03.020	6 - 3:20.130	
2 - 1:52.366	7 - 1:57.777	
3 - 1:44.982	8 - 2:25.017P	
4 - <b>1:43.552</b>		
5 - 1:51.928P		

# MGCC Enduro 100Kms Trophy Race

## LAP ANALYSIS

(contd.)

<b>70</b>	<b>WILLMOTT/TWYNAM</b>	Porsche 996 GT3
1 - 7:58.226	6 - 3:07.111	11 - 1:51.855
2 - 1:46.725	7 - 1:40.458	12 - <b>1:37.833</b>
3 - 1:43.864	8 - 2:00.295	
4 - 1:45.340	9 - 1:38.215	
5 - 1:58.194P	10 - 1:53.879	
<b>71</b>	<b>DAY/PHIPPS</b>	BMW M3
1 - 8:12.157	6 - 1:43.683	11 - 1:44.075
2 - 1:55.042	7 - 1:59.122	12 - <b>1:41.303</b>
3 - 1:44.474	8 - 1:45.909	
4 - 1:44.200	9 - 2:06.437P	
5 - 1:42.271	10 - 2:49.592	
<b>76</b>	<b>Ben JACQUES</b>	MG ZR
1 - 7:57.444	6 - 1:40.962	11 - 1:40.615
2 - 1:45.757	7 - 1:40.063	12 - 1:39.984
3 - 1:41.701	8 - <b>1:39.930</b>	13 - 1:41.054
4 - 1:41.673	9 - 1:42.990	
5 - 1:40.274	10 - 1:48.942	
<b>78</b>	<b>TOWELL/BENHAM</b>	MG ZR
1 - 8:05.671	6 - 3:18.980	11 - 1:46.556
2 - 1:45.904	7 - 1:44.241	12 - 1:43.508
3 - 1:47.408	8 - 1:56.635	
4 - <b>1:41.098</b>	9 - 1:44.129	
5 - 1:54.129P	10 - 1:47.638	
<b>83</b>	<b>David COULTARD</b>	MG ZR
1 - 7:57.227	6 - 1:54.346P	
2 - 1:52.088		
3 - 1:45.069		
4 - <b>1:41.656</b>		
5 - 1:42.519		
<b>85</b>	<b>CAMPBELL/KERRISON</b>	Rover Metro Gti
1 - 8:14.491	6 - 1:56.815	
2 - 2:05.815	7 - 1:58.918	
3 - 1:55.961	8 - 1:58.743	
4 - 2:05.754P	9 - <b>1:55.622</b>	
5 - 3:30.160	10 - 1:57.856	
<b>88</b>	<b>Matt SPEAKMAN</b>	Rover 216 Gti
1 - 8:15.217	6 - 1:49.468	11 - 1:45.960
2 - 2:03.476	7 - <b>1:44.668</b>	12 - 1:45.940
3 - 1:48.120	8 - 1:56.763	
4 - 1:49.567	9 - 1:48.237	
5 - 1:45.832	10 - 1:50.844	

# MGCC Enduro 100Kms Trophy Race

## LAP ANALYSIS

(contd.)


<b>90</b>	<b>ELLIOTT/NICHOLAS</b>	<b>MGB GT</b>
1 - 8:06.643	6 - 3:30.911	
2 - 2:01.441	7 - 2:32.174	
3 - 1:54.838	8 - 2:57.703	
4 - 1:55.388	9 - 1:55.167	
5 - 2:07.700P	10 - <b>1:52.685</b>	
<b>96</b>	<b>LEWIS/LEWIS</b>	<b>MGF VVC</b>
1 - 8:33.651	6 - 1:52.038	11 - 2:00.541
2 - 1:58.071	7 - 2:02.934P	
3 - 1:54.663	8 - 3:01.068	
4 - <b>1:51.045</b>	9 - 1:57.752	
5 - 1:51.068	10 - 1:58.712	
<b>99</b>	<b>ROGERS/WATTERS</b>	<b>MGB GT</b>
1 - 8:33.795	6 - 1:51.696	11 - 1:53.411
2 - 1:56.811	7 - 1:50.477	12 - 1:54.228
3 - 1:51.852	8 - 1:52.886	
4 - 1:50.832	9 - 1:57.786	
5 - <b>1:48.452</b>	10 - 1:54.273	

# MGCC Enduro 100Kms Trophy Race

## GRID - Race 17

ROW 19	2:01.285	10	CHAPMAN/CHAPMAN	24	LUDLOW/LUDLOW
ROW 18	1:56.146	20	LEWIS/NEWTON	8	HEATH/SMITH
ROW 17	1:55.261	66	MACVICAR/LOCK	85	CAMPBELL/KERRISON
ROW 16	1:54.370	12	PATTERSON/BRACEY-WRI	47	STYLES/GOODSON
ROW 15	1:52.277	61	HILL/HALL	90	ELLIOTT/NICHOLAS
ROW 14	1:51.045	96	LEWIS/LEWIS	35	WOODBIDGE/COLLINSON
ROW 13	1:50.489	63	O'NEILL	53	MARKLEW/BREWER
ROW 12	1:48.452	99	ROGERS/WATTERS	36	MALLETT
ROW 11	1:47.969	37	COLLINSON/COLLINSON	2	KITSON
ROW 10	1:46.381	27	RATCLIFFE	22	FENN
ROW 9	1:44.898	15	VIZOR/SAUNDERS	11	ODUNSI
ROW 8	1:43.552	69	WRIGHT/HOLDSWORTH	88	SPEAKMAN
ROW 7	1:42.263	1	OREBI GANN/SYNDERCOM	5	CLEMENTS
ROW 6	1:41.308	68	WYNDHAM/SALVAGE	83	COULTARD
ROW 5	1:41.098	78	TOWELL/BENHAM	71	DAY/PHIPPS
ROW 4	1:39.877	29	STAINES/GRIFFITHS	76	JACQUES
ROW 3	1:39.380	25	MASON/MASON	17	BENTHAM/WILLMOTT
ROW 2	1:38.361	67	LUTI/CROWTON	51	STACEY/LEGGATE
ROW 1	1:35.124	57	BOOTH	70	WILLMOTT/TWYNAM

POLE



Weather/Track - Cloudy/Dry

These results are provisional until the conclusion of any judicial and technical matters.

Silverstone Inter

Circuit Length = 2.2490 miles.

Start: 13:12 End: 13:32

Clerk of Course:	Stewards:	Timekeeper:
------------------	-----------	-------------

# MGCC Enduro 100Kms Trophy Race

## RACE RESULT - Race 17

POS	NO	CL	NAME	NAT	ENTRY	TIME	LAPS	GAP	MPH	BEST
1	57	A	Graham BOOTH		Caterham Superlight 7	46:49.865	28		80.74	1:35.886
2	17	A	Barry BENHAM		MG ZR	48:12.214	28	1:22.349	78.44	1:39.676
3	70	A	WILLMOTT/TWYNAM		Porsche 996 GT3	46:54.987	27	1 LAP	77.71	1:37.460
4	76	C	Ben JACQUES		MG ZR	46:56.241	27	1 LAP	77.68	1:39.635
5	71	A	DAY/PHIPPS		BMW M3	46:57.659	27	1 LAP	77.64	1:39.414
6	29	A	STAINES/GRIFFITHS		MG Midget	47:18.163	27	1 LAP	77.08	1:38.910
7	25	A	MASON/MASON		MG TF	47:20.342	27	1 LAP	77.02	1:39.081
8	83	A	David COULTARD		MG ZR	47:34.484	27	1 LAP	76.64	1:40.937
9	15	A	VIZOR/SAUNDERS		MG Midget	47:27.813	26	2 LAPS	73.98	1:43.033
10	27	C	Peter RATCLIFFE		MGB	47:55.641	26	2 LAPS	73.26	1:45.791
11	5	A	Dean CLEMENTS		Rover 216 Gti	47:58.635	26	2 LAPS	73.18	1:43.361
12	36	B	Peter MALLETT		Ford Capri	47:17.901	25	3 LAPS	71.38	1:48.749
13	22	C	Patrick FENN		MGB	47:23.425	25	3 LAPS	71.24	1:48.198
14	2	A	KITSON/JACKSON		Rover Metro Gti	47:42.301	25	3 LAPS	70.77	1:47.704
15	61	B	HILL/HALL		MGB GT V8	48:09.421	25	3 LAPS	70.11	1:50.031
16	35	C	WOODBIDGE/COLLINSON		MG Midget	48:35.741	25	3 LAPS	69.48	1:46.832
17	12	A	PATTERSON/BRACEY-WRI		Rover Metro	47:43.095	24	4 LAPS	67.93	1:52.640
18	20	C	LEWIS/NEWTON		MGB	47:52.651	24	4 LAPS	67.70	1:52.755
19	1	B	OREBI GANN/SYNDERCOM		Morgan	48:02.283	24	4 LAPS	67.47	1:40.192
20	85	C	CAMPBELL/KERRISON		Rover Metro Gti	48:07.258	24	4 LAPS	67.36	1:52.795
21	67	B	LUTI/CROWTON		MG ZT 520	40:00.253	23	5 LAPS	77.65	1:38.792
22	8	C	HEATH/SMITH		MG Maestor	47:48.919	23	5 LAPS	64.97	1:56.232
23	37	A	COLLINSON/COLLINSON		MG Midget	47:50.354	23	5 LAPS	64.93	1:46.060
24	47	C	STYLES/GOODSON		Triumph Spitfire	48:11.507	23	5 LAPS	64.46	1:51.714
25	53	C	MARKLEW/BREWER		MGB	47:25.201	22	6 LAPS	62.66	1:49.107
26	10	C	CHAPMAN/CHAPMAN		MGB GT	47:39.626	22	6 LAPS	62.35	1:57.753

### NOT CLASSIFIED

69	C	WRIGHT/HOLDSWORTH	MGB	32:46.015	18	D.N.F.	74.21	1:43.629
90	C	ELLIOTT/NICHOLAS	MGB GT	23:22.731	12	D.N.F.	69.38	1:51.238
24	A	LUDLOW/LUDLOW	Rover Metro Gti	21:06.865	11	D.N.F.	70.43	1:44.676
88	A	Matt SPEAKMAN	Rover 216 Gti	16:19.410	9	D.N.F.	74.58	1:44.567
99	C	ROGERS/WATTERS	MGB GT	13:48.342	7	D.N.F.	68.63	1:47.890
51	A	STACEY/LEGGATE	MG ZR	12:31.747	6	D.N.F.	64.85	1:39.484
78	A	TOWELL/WILLMOTT	MG ZR	8:58.096	5	D.N.F.	75.56	1:44.201
68	B	WYNDHAM/SALVAGE	Jaguar E Type	5:31.302	3	D.N.F.	73.84	1:45.391
63	C	Chris O'NEILL	MGB		0	D.N.F.	N/A	

### FASTEST LAP

57	A	Graham BOOTH	Caterham Superlight 7	1:35.886	27	84.43mph	135.88kph
67	B	LUTI/CROWTON	MG ZT 520	1:38.792	3	81.95mph	131.89kph
76	C	Ben JACQUES	MG ZR	1:39.635	8	81.26mph	130.77kph

Weather/Track - Cloudy/Dry

These results are provisional until the conclusion of any judicial and technical matters.

Silverstone Inter

Circuit Length = 2.2490 miles.

Start: 16:55 End: 17:42

Clerk of Course:	Stewards:	Timekeeper:
------------------	-----------	-------------

# MGCC Enduro 100Kms Trophy Race

## LAP CHART

Lap 1			Lap 2			Lap 3			Lap 4			Lap 5		
No	Behind	Laptime	No	Behind	Laptime	No	Behind	Laptime	No	Behind	Laptime	No	Behind	Laptime
57		1:44.014	57		1:37.391	57		1:37.380	57		1:37.868	57		1:36.876
67	2.569	1:46.583	67	4.163	1:38.985	67	5.575	1:38.792	67	6.568	1:38.861	10	1 LAP	1:58.518
70	3.582	1:47.596	70	4.808	1:38.617	70	5.809	1:38.381	70	6.750	1:38.809	70	9.420	1:39.546
51	4.936	1:48.950	29	7.186	1:39.360	29	9.409	1:39.603	29	10.996	1:39.455	67	10.793	1:41.101
29	5.217	1:49.231	17	9.273	1:40.674	17	11.660	1:39.767	17	13.480	1:39.688	29	14.445	1:40.325
17	5.990	1:50.004	76	10.794	1:40.933	76	13.139	1:39.725	76	14.959	1:39.688	17	16.280	1:39.676
25	6.445	1:50.459	25	11.011	1:41.957	25	13.449	1:39.818	25	15.128	1:39.547	76	18.095	1:40.012
76	7.252	1:51.266	71	14.234	1:41.633	71	17.756	1:40.902	71	20.427	1:40.539	25	18.395	1:40.143
68	9.150	1:53.164	83	15.523	1:42.669	83	19.556	1:41.413	83	23.605	1:41.917	71	24.617	1:41.066
71	9.992	1:54.006	68	17.150	1:45.391	1	25.704	1:41.352	1	29.699	1:41.863	83	28.605	1:41.876
83	10.245	1:54.259	69	21.694	1:44.698	69	28.186	1:43.872	69	34.300	1:43.982	1	33.015	1:40.192
1	13.320	1:57.334	1	21.732	1:45.803	5	29.578	1:43.660	5	35.071	1:43.361	69	41.356	1:43.932
78	13.335	1:57.349	78	22.267	1:46.323	78	30.154	1:45.267	78	36.487	1:44.201	5	42.290	1:44.095
69	14.387	1:58.401	5	23.298	1:45.892	68	32.517	1:52.747P	15	46.527	1:46.524	78	44.567	1:44.956
5	14.797	1:58.811	15	28.166	1:49.439	15	37.871	1:47.085	51	1 LAP	3:30.457	51	1 LAP	1:39.484
15	16.118	2:00.132	51	32.523	2:04.978P	27	41.576	1:47.134	27	50.606	1:46.898	15	56.903	1:47.252
27	20.480	2:04.494	27	31.822	1:48.733	37	44.446	1:47.668	37	52.638	1:46.060	27	1:00.627	1:46.897
99	22.547	2:06.561	99	33.046	1:47.890	99	44.476	1:48.810	24	54.057	1:46.726	37	1:02.014	1:46.252
37	22.755	2:06.769	37	34.158	1:48.794	24	45.199	1:47.220	88	56.245	1:44.822	24	1:02.096	1:44.915
2	23.970	2:07.984	2	34.966	1:48.387	2	46.942	1:49.356	99	57.286	1:50.678	88	1:04.361	1:44.992
36	24.639	2:08.653	24	35.359	1:47.820	88	49.291	1:46.490	36	1:04.445	1:49.692	99	1:11.033	1:50.623
22	24.656	2:08.670	36	39.777	1:52.529	36	52.621	1:50.224	2	1:05.103	1:56.029	36	1:16.613	1:49.044
24	24.930	2:08.944	88	40.181	1:50.665	61	55.404	1:52.010	22	1:07.202	1:48.977	22	1:22.047	1:51.721
61	25.177	2:09.191	61	40.774	1:52.988	22	56.093	1:52.476	61	1:10.597	1:53.061	2	1:23.138	1:54.911
88	26.907	2:10.921	22	40.997	1:53.732	90	56.893	1:51.962	90	1:11.921	1:52.896	61	1:24.568	1:50.847
90	27.158	2:11.172	90	42.311	1:52.544	35	57.371	1:50.868	35	1:12.732	1:53.229	90	1:26.283	1:51.238
35	28.854	2:12.868	35	43.883	1:52.420	12	1:13.997	1:55.912	12	1:30.943	1:54.814	35	1:26.634	1:50.778
12	34.144	2:18.158	12	55.465	1:58.712	47	1:15.049	1:56.862	85	1:33.343	1:55.881			
47	35.524	2:19.538	47	55.567	1:57.434	85	1:15.330	1:56.782	47	1:33.684	1:56.503			
8	35.574	2:19.588	85	55.928	1:56.836	8	1:17.151	1:57.433	20	1:33.995	1:54.612			
85	36.483	2:20.497	8	57.098	1:58.915	20	1:17.251	1:56.275	8	1:35.914	1:56.631			
10	37.488	2:21.502	20	58.356	1:57.490	53	1:19.144	1:55.140	53	1:36.180	1:54.904			
53	37.917	2:21.931	53	1:01.384	2:00.858	10	1:21.976	1:57.753						
20	38.257	2:22.271	10	1:01.603	2:01.506									

# MGCC Enduro 100Kms Trophy Race

## LAP CHART

(contd.)

Lap 6			Lap 7			Lap 8			Lap 9			Lap 10		
No	Behind	Laptime	No	Behind	Laptime	No	Behind	Laptime	No	Behind	Laptime	No	Behind	Laptime
57		1:37.399	57		1:37.945	57		1:38.745	57		1:38.423	57		1:40.502
70	11.609	1:39.588	61	1 LAP	1:51.574	36	1 LAP	1:50.060	70	11.981	1:38.510	10	2 LAPS	2:00.870
12	1 LAP	1:55.458	35	1 LAP	1:50.624	2	1 LAP	1:51.551	36	1 LAP	1:49.892	37	1 LAP	1:50.379
67	14.827	1:41.433	90	1 LAP	1:52.521	22	1 LAP	1:51.841	2	1 LAP	1:48.573	70	9.728	1:38.249
29	16.840	1:39.794	70	11.124	1:37.460	70	11.894	1:39.515	67	20.208	1:40.657	29	21.504	1:41.250
85	1 LAP	1:57.812	67	16.763	1:39.881	61	1 LAP	1:51.988	22	1 LAP	1:49.371	67	21.709	1:42.003
20	1 LAP	1:57.382	29	18.510	1:39.615	35	1 LAP	1:52.028	29	20.756	1:40.504	36	1 LAP	1:50.373
53	1 LAP	1:56.113	17	21.386	1:40.639	67	17.974	1:39.956	17	28.218	1:43.766	17	29.389	1:41.673
17	18.692	1:39.811	76	25.242	1:42.173	29	18.675	1:38.910	61	1 LAP	1:53.319	22	1 LAP	1:50.098
47	1 LAP	1:59.918	25	25.429	1:42.049	90	1 LAP	1:54.184	76	29.752	1:42.043	2	1 LAP	1:51.788
8	1 LAP	1:59.232	12	1 LAP	1:58.618	17	22.875	1:40.234	25	30.057	1:42.116	76	31.423	1:42.173
76	21.014	1:40.318	71	34.708	1:44.375	76	26.132	1:39.635	35	1 LAP	1:54.191	25	31.536	1:41.981
25	21.325	1:40.329	85	1 LAP	1:56.951	25	26.364	1:39.680	90	1 LAP	1:54.183	71	40.669	1:41.288
71	28.278	1:41.060	20	1 LAP	1:57.096	71	36.468	1:40.505	71	39.883	1:41.838	61	1 LAP	1:52.294
10	1 LAP	2:00.626	83	36.532	1:41.883	99	1 LAP	2:32.411P	83	43.096	1:41.513	83	45.373	1:42.779
83	32.594	1:41.388	53	1 LAP	1:56.609	83	40.006	1:42.219	27	1 LAP	2:39.958	90	1 LAP	1:52.178
1	37.293	1:41.677	47	1 LAP	1:56.313	12	1 LAP	1:56.672	24	1 LAP	2:48.635	35	1 LAP	2:03.346P
69	47.863	1:43.906	8	1 LAP	1:58.719	85	1 LAP	1:56.625	69	1:04.091	1:43.629	53	3 LAPS	5:17.113P
5	48.637	1:43.746	1	46.076	1:46.728	47	1 LAP	1:55.476	5	1:08.843	1:47.465	27	1 LAP	1:48.462
51	1 LAP	1:40.258	69	53.711	1:43.793	20	1 LAP	1:57.354	12	1 LAP	1:57.358	69	1:07.565	1:43.976
15	1:06.344	1:46.840	5	54.500	1:43.808	69	58.885	1:43.919	85	1 LAP	1:55.855	24	1 LAP	1:47.641
24	1:10.146	1:45.449	10	1 LAP	2:06.079	5	59.801	1:44.046	20	1 LAP	1:55.043	5	1:12.828	1:44.487
27	1:11.292	1:48.064	51	1 LAP	1:47.620P	8	1 LAP	1:58.880	47	1 LAP	1:55.956	20	1 LAP	1:54.508
88	1:13.324	1:46.362	15	1:13.426	1:45.027	15	1:22.264	1:47.583	8	1 LAP	1:58.841	85	1 LAP	1:55.809
37	1:14.138	1:49.523	88	1:19.946	1:44.567	10	1 LAP	2:04.380	15	1:30.990	1:47.149	12	1 LAP	1:58.555
99	1:25.003	1:51.369	37	1:23.322	1:47.129	88	1:26.495	1:45.294	88	1:33.369	1:45.297	47	1 LAP	1:57.064
36	1:28.096	1:48.882	24	1:31.929	1:59.728P	37	1:34.951	1:50.374						
22	1:34.285	1:49.637	27	1:33.828	2:00.481P									
2	1:34.479	1:48.740												

# MGCC Enduro 100Kms Trophy Race

## LAP CHART

(contd.)

Lap 11			Lap 12			Lap 13			Lap 14			Lap 15		
No	Behind	Laptime	No	Behind	Laptime	No	Behind	Laptime	No	Behind	Laptime	No	Behind	Laptime
57		1:38.999	57		1:37.262	57		1:37.323	57		1:38.742	57		1:37.045
15	1 LAP	1:48.805	20	2 LAPS	1:52.755	70	14.154	1:38.683	17	1 LAP	2:30.071	10	3 LAPS	2:01.964
8	2 LAPS	1:58.928	85	2 LAPS	1:54.648	36	2 LAPS	2:40.856	25	1 LAP	2:31.488	5	1 LAP	1:44.046
1	3 LAPS	5:59.853P	47	2 LAPS	1:54.623	20	2 LAPS	1:54.030	70	15.400	1:39.988	17	1 LAP	1:39.838
70	10.879	1:40.150	15	1 LAP	1:46.276	15	1 LAP	1:46.953	90	2 LAPS	2:25.615P	27	2 LAPS	1:47.132
37	1 LAP	1:50.015	70	12.794	1:39.177	22	2 LAPS	2:41.787	36	2 LAPS	1:52.786	61	2 LAPS	2:03.000P
29	23.733	1:41.228	12	2 LAPS	2:10.949P	85	2 LAPS	1:54.943	22	2 LAPS	1:50.780	25	1 LAP	1:44.548
67	25.182	1:42.472	8	2 LAPS	1:58.328	29	29.715	1:41.507	29	34.235	1:43.262	35	3 LAPS	1:50.051
10	2 LAPS	2:04.586	29	25.531	1:39.060	67	31.890	1:41.938	20	2 LAPS	1:55.144	12	3 LAPS	1:54.487
17	35.181	1:44.791	67	27.275	1:39.355	47	2 LAPS	2:06.484P	67	35.205	1:42.057	70	17.795	1:39.440
76	35.488	1:43.064	53	4 LAPS	2:52.280	1	4 LAPS	3:44.257	15	1 LAP	2:00.629P	8	3 LAPS	2:56.763
25	35.774	1:43.237	76	39.285	1:41.059	76	43.458	1:41.496	2	2 LAPS	2:47.946	36	2 LAPS	1:50.566
2	1 LAP	1:49.740	37	1 LAP	2:03.972P	71	49.579	1:40.024	76	45.796	1:41.080	22	2 LAPS	1:50.306
71	43.859	1:42.189	17	48.008	1:50.089P	53	4 LAPS	1:56.485	1	4 LAPS	1:46.917	29	48.824	1:51.634P
83	48.673	1:42.299	71	46.878	1:40.281	8	2 LAPS	2:07.712P	85	2 LAPS	2:04.503P	67	49.718	1:51.558P
36	1 LAP	2:06.561P	25	49.452	1:50.940P	83	56.814	1:41.502	71	51.527	1:40.690	76	49.720	1:40.969
61	1 LAP	1:51.905	83	52.635	1:41.224	10	2 LAPS	1:58.537	83	1:01.829	1:43.757	2	2 LAPS	1:47.704
22	1 LAP	2:03.936P	10	2 LAPS	2:00.315	61	1 LAP	1:52.519	53	4 LAPS	1:57.130	1	4 LAPS	1:46.166
90	1 LAP	1:51.996	61	1 LAP	1:52.967	69	1:27.186	1:44.262	69	1:36.478	1:48.034	20	2 LAPS	2:03.564P
69	1:12.255	1:43.689	2	1 LAP	2:07.164P	5	1:35.831	1:48.158				83	1:05.977	1:41.193
27	1 LAP	1:48.087	90	1 LAP	1:52.242	27	1 LAP	1:50.437				71	1:07.737	1:53.255P
24	1 LAP	1:44.676	69	1:20.247	1:45.254	12	2 LAPS	2:53.338						
5	1:18.247	1:44.418	35	2 LAPS	3:45.260	35	2 LAPS	1:53.073						
			24	1 LAP	1:45.111									
			27	1 LAP	1:47.864									
			5	1:24.996	1:44.011									



# MGCC Enduro 100Kms Trophy Race

## LAP CHART

(contd.)

Lap 16			Lap 17			Lap 18			Lap 19			Lap 20		
No	Behind	Laptime	No	Behind	Laptime	No	Behind	Laptime	No	Behind	Laptime	No	Behind	Laptime
57		1:39.229	57		1:37.115	57		1:39.289	57		1:49.521P	57		2:26.342
37	4 LAPS	5:49.124	29	1 LAP	2:34.006	61	3 LAPS	1:52.481	17	1 LAP	1:41.056	35	3 LAPS	1:50.134
53	5 LAPS	2:09.297P	17	1 LAP	1:39.907	17	1 LAP	1:40.488	61	3 LAPS	1:51.838	76	13.324	1:49.663P
15	2 LAPS	2:37.834	15	2 LAPS	1:45.611	29	1 LAP	1:44.649	29	1 LAP	1:44.668	37	4 LAPS	2:00.445
17	1 LAP	1:40.479	67	1 LAP	2:43.745	15	2 LAPS	1:44.357	67	1 LAP	1:40.153	1	4 LAPS	1:43.378
69	1 LAP	1:47.483	25	1 LAP	1:41.988	67	1 LAP	1:39.767	25	1 LAP	1:40.749	12	3 LAPS	1:54.570
25	1 LAP	1:39.599	69	1 LAP	1:48.273	25	1 LAP	1:39.501	15	2 LAPS	1:52.454	36	2 LAPS	1:48.901
27	2 LAPS	1:48.906	37	4 LAPS	1:56.637	71	1 LAP	1:43.118	71	1 LAP	1:41.778	20	3 LAPS	1:56.039
35	3 LAPS	1:50.226	71	1 LAP	2:31.473	69	1 LAP	1:55.336P	5	2 LAPS	1:47.652	22	2 LAPS	1:48.198
70	28.512	1:49.946P	27	2 LAPS	1:47.819	5	2 LAPS	3:12.815	27	2 LAPS	1:47.583	53	5 LAPS	1:49.552
12	3 LAPS	1:55.074	35	3 LAPS	1:49.582	27	2 LAPS	1:47.670	37	4 LAPS	1:50.631	2	2 LAPS	1:49.281
5	1 LAP	2:12.449P	12	3 LAPS	1:54.046	37	4 LAPS	2:00.097	35	3 LAPS	1:46.832	70	52.011	1:47.174
8	3 LAPS	1:57.480	20	3 LAPS	3:05.102	35	3 LAPS	1:48.900	76	50.003	1:41.138	17	57.332	1:41.045
76	52.407	1:41.916	76	56.078	1:40.786	76	58.386	1:41.597	12	3 LAPS	1:53.427	67	1:01.796	1:40.096
36	2 LAPS	1:52.292	36	2 LAPS	1:49.857	12	3 LAPS	1:54.066	20	3 LAPS	1:55.989	25	1:02.464	1:40.037
22	2 LAPS	1:52.347	53	5 LAPS	2:47.419	20	3 LAPS	1:57.517	1	4 LAPS	1:44.119	85	3 LAPS	1:53.755
85	3 LAPS	3:30.570	8	3 LAPS	1:57.919	83	1:16.535	1:42.038	83	1:18.483	1:51.469P	29	1:08.174	1:43.365
47	4 LAPS	5:22.384	83	1:13.786	1:42.907	36	2 LAPS	1:49.301	36	2 LAPS	1:49.682	8	3 LAPS	1:56.232
2	2 LAPS	1:50.302	22	2 LAPS	1:50.740	1	4 LAPS	1:46.236	53	5 LAPS	1:50.050	47	4 LAPS	1:53.034
1	4 LAPS	1:49.162	1	4 LAPS	1:46.760	53	5 LAPS	1:49.404	22	2 LAPS	1:49.478	71	1:17.353	1:42.889
83	1:07.994	1:41.246	2	2 LAPS	1:50.692	22	2 LAPS	1:49.786	69	1 LAP	2:39.576	83	1:22.494	2:30.353
61	2 LAPS	2:54.679	85	3 LAPS	1:54.651	2	2 LAPS	1:48.377	2	2 LAPS	1:49.645	15	1 LAP	1:46.218
10	3 LAPS	3:10.105P	47	4 LAPS	1:55.274	8	3 LAPS	1:57.444	70	1:31.179	1:46.236	61	2 LAPS	1:53.696
			70	1:29.699	2:38.302	85	3 LAPS	1:53.172	85	3 LAPS	1:53.962	10	4 LAPS	2:12.465
						70	1:34.464	1:44.054	8	3 LAPS	1:56.814			
						10	4 LAPS	3:22.689	17	1:42.629	1:41.046			
						47	4 LAPS	1:55.871	47	4 LAPS	1:55.576			
									67	1:48.042	1:39.813			
									25	1:48.769	1:39.708			
									10	4 LAPS	2:00.776			
									29	1:51.151	1:44.158			
									61	2 LAPS	1:52.257			
									71	2:00.806	1:41.854			
									15	1 LAP	1:44.171			
									5	1 LAP	1:47.316			
									27	1 LAP	1:46.792			

# MGCC Enduro 100Kms Trophy Race

## LAP CHART

(contd.)

Lap 21			Lap 22			Lap 23			Lap 24			Lap 25		
No	Behind	Laptime	No	Behind	Laptime	No	Behind	Laptime	No	Behind	Laptime	No	Behind	Laptime
57		1:38.044	57		1:37.453	57		1:39.277	57		1:36.944	57		1:39.994
5	2 LAPS	1:47.683	5	2 LAPS	1:46.576	47	5 LAPS	1:52.385	15	2 LAPS	1:44.117	12	4 LAPS	1:55.638
27	2 LAPS	1:47.020	27	2 LAPS	1:45.791	61	3 LAPS	1:53.073	2	3 LAPS	1:52.438	15	2 LAPS	1:45.223
35	3 LAPS	1:49.152	10	5 LAPS	1:59.515	27	2 LAPS	1:47.071	85	4 LAPS	1:53.570	20	4 LAPS	1:53.475
37	4 LAPS	1:53.476	35	3 LAPS	1:51.110	5	2 LAPS	1:49.291	47	5 LAPS	1:51.965	2	3 LAPS	1:49.504
1	4 LAPS	1:41.985	1	4 LAPS	1:42.086	10	5 LAPS	2:00.521	25	1 LAP	2:05.789	25	1 LAP	1:40.066
12	3 LAPS	1:52.958	37	4 LAPS	1:59.876	35	3 LAPS	1:50.535	61	3 LAPS	1:50.880	85	4 LAPS	1:53.167
36	2 LAPS	1:48.749	17	1:04.635	1:41.836	1	4 LAPS	1:42.989	27	2 LAPS	1:46.098	47	5 LAPS	1:51.714
22	2 LAPS	1:49.272	76	1:05.064	1:42.306	8	4 LAPS	2:53.439	5	2 LAPS	1:47.145	27	2 LAPS	1:46.413
53	5 LAPS	1:49.924	36	2 LAPS	1:49.333	17	1:05.308	1:39.950	1	4 LAPS	1:42.097	61	3 LAPS	1:51.330
76	1:00.211	2:24.931	67	1:07.155	1:41.302	76	1:08.042	1:42.255	35	3 LAPS	1:49.073	5	2 LAPS	1:47.673
17	1:00.252	1:40.964	12	3 LAPS	1:54.582	70	1:15.827	1:44.897	10	5 LAPS	1:59.284	1	4 LAPS	1:42.925
70	1:01.017	1:47.050	70	1:10.207	1:46.643	36	2 LAPS	1:50.746	17	1:08.961	1:40.597	35	3 LAPS	1:49.988
20	3 LAPS	1:56.500	22	2 LAPS	1:51.363	37	4 LAPS	2:02.394	76	1:17.042	1:45.944	17	1:09.302	1:40.335
67	1:03.306	1:39.554	53	5 LAPS	1:51.123	67	1:18.069	1:50.191	70	1:24.052	1:45.169	76	1:23.207	1:46.159
25	1:11.369	1:46.949	20	3 LAPS	1:54.907	53	5 LAPS	1:49.107	36	2 LAPS	1:48.828	70	1:28.204	1:44.146
2	2 LAPS	2:00.823	29	1:23.273	1:44.778	22	2 LAPS	1:50.956	8	4 LAPS	2:03.156	71	1:36.923	1:42.269
29	1:15.948	1:45.818	71	1:23.498	1:40.316	12	3 LAPS	1:55.513	71	1:34.648	1:45.072			
71	1:20.635	1:41.326	2	2 LAPS	1:52.114	71	1:26.520	1:42.299	53	5 LAPS	1:49.902			
85	3 LAPS	1:53.252	83	1:29.335	1:41.401	29	1:28.767	1:44.771	22	2 LAPS	1:50.021			
83	1:25.387	1:40.937	25	1:30.936	1:57.020P	83	1:31.162	1:41.104	83	1:38.243	1:44.025			
47	4 LAPS	1:53.971	15	1 LAP	1:44.443	20	3 LAPS	1:54.991	29	1:38.584	1:46.761			
8	3 LAPS	1:56.482	85	3 LAPS	1:54.582				37	4 LAPS	1:59.495			
15	1 LAP	1:43.033												
61	2 LAPS	1:50.133												

# MGCC Enduro 100Kms Trophy Race

## LAP CHART

(contd.)

Lap 26			Lap 27			Lap 28			Lap 29			Lap 30		
No	Behind	Laptime	No	Behind	Laptime	No	Behind	Laptime	No	Behind	Laptime	No	Behind	Laptime
57		1:38.797	57		1:35.886	57		1:36.060						
10	6 LAPS	2:16.029	71	1 LAP	1:39.414	70	1 LAP	1:44.310						
36	3 LAPS	1:51.434	36	3 LAPS	1:49.401	76	1 LAP	1:47.643						
83	1 LAP	1:45.850	29	1 LAP	1:47.123	71	1 LAP	1:42.200						
53	6 LAPS	1:50.154	22	3 LAPS	1:49.016	36	3 LAPS	1:49.259						
29	1 LAP	1:47.237	53	6 LAPS	1:50.916	29	1 LAP	1:46.091						
22	3 LAPS	1:50.586	83	1 LAP	1:54.280	25	1 LAP	1:40.673						
8	5 LAPS	2:00.221	25	1 LAP	1:40.890	22	3 LAPS	1:48.330						
15	2 LAPS	1:43.265	10	6 LAPS	2:02.285	53	6 LAPS	1:49.790						
37	5 LAPS	1:54.907	15	2 LAPS	1:53.321	15	2 LAPS	1:44.072						
12	4 LAPS	1:52.662	8	5 LAPS	1:59.882	83	1 LAP	1:56.983						
25	1 LAP	1:39.081	12	4 LAPS	1:54.888	10	6 LAPS	1:59.321						
2	3 LAPS	1:48.882	37	5 LAPS	1:56.548	2	3 LAPS	1:49.735						
20	4 LAPS	1:54.218	2	3 LAPS	1:50.635	12	4 LAPS	1:52.640						
85	4 LAPS	1:52.795	20	4 LAPS	1:53.560	8	5 LAPS	1:59.880						
47	5 LAPS	1:52.950	27	2 LAPS	1:47.178	37	5 LAPS	1:59.789						
27	2 LAPS	1:46.818	5	2 LAPS	1:46.491	20	4 LAPS	1:52.829						
5	2 LAPS	1:48.340	85	4 LAPS	1:53.325	27	2 LAPS	1:45.841						
61	3 LAPS	1:51.234	47	5 LAPS	1:55.387	5	2 LAPS	1:45.200						
1	4 LAPS	1:42.242	1	4 LAPS	1:42.654	1	4 LAPS	1:43.508						
17	1:11.690	1:41.185	61	3 LAPS	1:50.126	85	4 LAPS	1:53.315						
35	3 LAPS	1:50.435	17	1:17.182	1:41.378	61	3 LAPS	1:50.031						
76	1:30.679	1:46.269	35	3 LAPS	1:48.427	47	5 LAPS	1:54.825						
70	1:32.758	1:43.351				17	1:22.349	1:41.227						
						35	3 LAPS	1:52.611						