



# May Bank Holiday Race Day

**Castle Combe Circuit**

**1st May 2006**



Results Provided by MST Sports Timing Ltd  
[www.msttiming.com](http://www.msttiming.com)

## Michelin Porsche Club Championship

### QUALIFYING FOR RACE 2

| POS | NO | CL | NAME              | NAT | ENTRY                  | TIME     | LAPS | GAP    | MPH   |
|-----|----|----|-------------------|-----|------------------------|----------|------|--------|-------|
| 1   | 24 | 2  | Marcus CARNIEL    |     | Porsche 911SC          | 1:27.794 | 10   |        | 75.85 |
| 2   | 11 | 2  | Fraser ROBERTSON  |     | Porsche 944S2          | 1:28.134 | 10   | 0.340  | 75.56 |
| 3   | 14 | 1  | Mark McALEER      |     | Porsche 968            | 1:28.164 | 8    | 0.370  | 75.54 |
| 4   | 12 | 1  | Lewis TOOTILL     |     | Porsche 968CS          | 1:28.721 | 11   | 0.927  | 75.06 |
| 5   | 21 | 2  | Chris MILNE       |     | Porsche 911SC          | 1:28.872 | 10   | 1.078  | 74.93 |
| 6   | 94 | 2  | Graham HOWELLS    |     | Porsche 911SC          | 1:29.641 | 8    | 1.847  | 74.29 |
| 7   | 2  | 2  | Richard LAMBERT   |     | Porsche 911 Carrera    | 1:29.849 | 11   | 2.055  | 74.12 |
| 8   | 13 | 1  | Ian WHITE         |     | Porsche 911 Carrera    | 1:29.953 | 11   | 2.159  | 74.03 |
| 9   | 1  | 2  | Tom SEGRUE        |     | Porsche 944SC          | 1:30.158 | 10   | 2.364  | 73.87 |
| 10  | 22 | 2  | Colin INGRAM      |     | Porsche 911SC          | 1:30.266 | 9    | 2.472  | 73.78 |
| 11  | 6  | 1  | Richard HARRISON  |     | Porsche 911 Carrera CS | 1:30.954 | 10   | 3.160  | 73.22 |
| 12  | 23 | 2  | Ben DEMETRIOU     |     | Porsche 911SC          | 1:31.112 | 10   | 3.318  | 73.09 |
| 13  | 7  | 1  | Ian OLIVER        |     | Porsche 911 Carrera    | 1:31.571 | 8    | 3.777  | 72.73 |
| 14  | 16 | 1  | Gordon MATTHEW    |     | Porsche 968            | 1:33.362 | 10   | 5.568  | 71.33 |
| 15  | 8  | 2  | David BOTTERILL   |     | Porsche 924 Carrera GT | 1:34.016 | 10   | 6.222  | 70.83 |
| 16  | 25 | 2  | James HILLIARD    |     | Porsche 944 S2         | 1:34.042 | 9    | 6.248  | 70.81 |
| 17  | 28 | 3  | Alex EACOCK       |     | Porsche 944            | 1:37.283 | 6    | 9.489  | 68.46 |
| 18  | 60 | 3  | Alan NEWBOLD      |     | Porsche 944            | 1:38.209 | 10   | 10.415 | 67.81 |
| 19  | 66 | 3  | Christopher BERRY |     | Porsche 911E           | 1:38.825 | 8    | 11.031 | 67.39 |
| 20  | 35 | 3  | Chris STEWART     |     | Porsche 911E           | 1:40.036 | 9    | 12.242 | 66.57 |
| 21  | 61 | 3  | Ian McLEOD        |     | Porsche 911E           | 1:40.382 | 9    | 12.588 | 66.34 |
| 22  | 29 | 2  | Alvaro CREGO      |     | Porsche 944S2          | 1:43.203 | 8    | 15.409 | 64.53 |
| 23  | 62 | 3  | Pietro FIORAVANTI |     | Porsche 924 Turbo      | 1:46.881 | 9    | 19.087 | 62.31 |

Car No's 6, 62 & 94 need working transponders please.  
Weather : Sunny / Drying

msttiming.com

Castle Combe  
Circuit Length = 1.8500 miles.  
Start: 08:39 End: 08:54

Printed - 09:09 Monday, 01 May 2006

# Michelin Porsche Club Championship

## LAP ANALYSIS - QUALIFYING RACE 2

|           |                         |                        |               |
|-----------|-------------------------|------------------------|---------------|
| <b>1</b>  | <b>Tom SEGRUE</b>       | Porsche 944SC          |               |
| 1 -       | 6:58.445                | 6 - 1:38.764           |               |
| 2 -       | 1:50.124                | 7 - 1:36.830           |               |
| 3 -       | 1:42.099                | 8 - 1:32.681           |               |
| 4 -       | 1:39.316                | 9 - 1:32.125           |               |
| 5 -       | 1:35.562                | 10 - <b>1:30.158</b>   |               |
| <b>2</b>  | <b>Richard LAMBERT</b>  | Porsche 911 Carrera    |               |
| 1 -       | 6:23.346                | 6 - 1:36.550           | 11 - 1:33.702 |
| 2 -       | 1:49.477                | 7 - 1:40.844           |               |
| 3 -       | 1:38.500                | 8 - 1:32.076           |               |
| 4 -       | 1:37.027                | 9 - 1:30.615           |               |
| 5 -       | 1:39.703                | 10 - <b>1:29.849</b>   |               |
| <b>6</b>  | <b>Richard HARRISON</b> | Porsche 911 Carrera CS |               |
| 1 -       | 6:31.549                | 6 - 1:37.609           |               |
| 2 -       | 1:50.642                | 7 - 1:34.977           |               |
| 3 -       | 1:40.463                | 8 - 1:33.366           |               |
| 4 -       | 1:38.823                | 9 - <b>1:30.954</b>    |               |
| 5 -       | 1:38.995                | 10 - 1:31.824          |               |
| <b>7</b>  | <b>Ian OLIVER</b>       | Porsche 911 Carrera    |               |
| 1 -       | X:00.000P               | 6 - 1:40.058           |               |
| 2 -       | 2:03.094                | 7 - <b>1:31.571</b>    |               |
| 3 -       | 1:35.842                | 8 - 1:31.580           |               |
| 4 -       | 1:35.416                |                        |               |
| 5 -       | 1:32.383                |                        |               |
| <b>8</b>  | <b>David BOTTERILL</b>  | Porsche 924 Carrera GT |               |
| 1 -       | 6:25.434                | 6 - 1:38.471           |               |
| 2 -       | 1:45.203                | 7 - 1:38.099           |               |
| 3 -       | 1:39.014                | 8 - 1:36.388           |               |
| 4 -       | 1:37.637                | 9 - 1:35.809           |               |
| 5 -       | 1:38.223                | 10 - <b>1:34.016</b>   |               |
| <b>11</b> | <b>Fraser ROBERTSON</b> | Porsche 944S2          |               |
| 1 -       | 6:50.826                | 6 - 1:34.914           |               |
| 2 -       | 1:47.001                | 7 - 1:31.709           |               |
| 3 -       | 1:48.285                | 8 - 1:33.844           |               |
| 4 -       | 1:36.600                | 9 - 1:30.030           |               |
| 5 -       | 1:37.211                | 10 - <b>1:28.134</b>   |               |
| <b>12</b> | <b>Lewis TOOTILL</b>    | Porsche 968CS          |               |
| 1 -       | 6:41.736                | 6 - 1:33.600           | 11 - 1:30.155 |
| 2 -       | 1:49.082                | 7 - 1:32.600           |               |
| 3 -       | 1:38.527                | 8 - 1:30.506           |               |
| 4 -       | 1:39.162                | 9 - 1:33.774           |               |
| 5 -       | 1:33.944                | 10 - <b>1:28.721</b>   |               |

Car No's 6, 62 & 94 need working transponders please.  
Weather : Sunny / Drying

# Michelin Porsche Club Championship

## LAP ANALYSIS - QUALIFYING RACE 2

(contd.)

|               |                       |                     |
|---------------|-----------------------|---------------------|
| <b>13</b>     | <b>Ian WHITE</b>      | Porsche 911 Carrera |
| 1 - 6:39.262  | 6 - 1:35.737          | 11 - 1:30.230       |
| 2 - 1:42.193  | 7 - 1:32.425          |                     |
| 3 - 1:35.375  | 8 - 1:31.899          |                     |
| 4 - 1:34.427  | 9 - 1:30.715          |                     |
| 5 - 1:41.859  | 10 - <b>1:29.953</b>  |                     |
| <b>14</b>     | <b>Mark McALEER</b>   | Porsche 968         |
| 1 - 9:34.660P | 6 - 1:32.101          |                     |
| 2 - 2:31.711  | 7 - 1:30.027          |                     |
| 3 - 1:37.000  | 8 - <b>1:28.164</b>   |                     |
| 4 - 1:35.120  |                       |                     |
| 5 - 1:33.545  |                       |                     |
| <b>16</b>     | <b>Gordon MATTHEW</b> | Porsche 968         |
| 1 - 6:37.266  | 6 - 1:37.884          |                     |
| 2 - 1:49.410  | 7 - 1:35.655          |                     |
| 3 - 1:40.434  | 8 - 1:35.997          |                     |
| 4 - 2:18.962  | 9 - 1:33.558          |                     |
| 5 - 1:38.420  | 10 - <b>1:33.362</b>  |                     |
| <b>21</b>     | <b>Chris MILNE</b>    | Porsche 911SC       |
| 1 - 6:44.046  | 6 - 1:35.825          |                     |
| 2 - 1:51.547  | 7 - 1:33.015          |                     |
| 3 - 1:35.617  | 8 - 1:32.789          |                     |
| 4 - 1:37.936  | 9 - 1:31.231          |                     |
| 5 - 1:46.677  | 10 - <b>1:28.872</b>  |                     |
| <b>22</b>     | <b>Colin INGRAM</b>   | Porsche 911SC       |
| 1 - 6:48.896  | 6 - 1:35.366          |                     |
| 2 - 1:48.313  | 7 - 1:33.590          |                     |
| 3 - 1:45.801  | 8 - 1:32.982          |                     |
| 4 - 1:38.915  | 9 - <b>1:30.266</b>   |                     |
| 5 - 1:37.266  |                       |                     |
| <b>23</b>     | <b>Ben DEMETRIOU</b>  | Porsche 911SC       |
| 1 - 6:47.045  | 6 - 1:34.526          |                     |
| 2 - 1:49.205  | 7 - 1:34.452          |                     |
| 3 - 1:38.634  | 8 - 1:33.890          |                     |
| 4 - 1:35.462  | 9 - 1:31.460          |                     |
| 5 - 1:40.446  | 10 - <b>1:31.112</b>  |                     |
| <b>24</b>     | <b>Marcus CARNIEL</b> | Porsche 911SC       |
| 1 - 6:33.243  | 6 - 1:40.061          |                     |
| 2 - 2:01.597  | 7 - 1:34.755          |                     |
| 3 - 1:51.237  | 8 - 1:36.138          |                     |
| 4 - 1:46.770  | 9 - 1:31.386          |                     |
| 5 - 1:33.872  | 10 - <b>1:27.794</b>  |                     |

Car No's 6, 62 & 94 need working transponders please.  
Weather : Sunny / Drying

# Michelin Porsche Club Championship

## LAP ANALYSIS - QUALIFYING RACE 2

(contd.)

|                     |                          |                   |
|---------------------|--------------------------|-------------------|
| <b>25</b>           | <b>James HILLIARD</b>    | Porsche 944 S2    |
| 1 - 8:59.847P       | 6 - 1:35.850             |                   |
| 2 - 2:00.825        | 7 - 1:35.552             |                   |
| 3 - 1:42.759        | 8 - 1:34.746             |                   |
| 4 - 1:38.244        | 9 - <b>1:34.042</b>      |                   |
| 5 - 1:38.000        |                          |                   |
| <b>28</b>           | <b>Alex EACOCK</b>       | Porsche 944       |
| 1 - 6:53.117        | 6 - 1:38.085             |                   |
| 2 - 1:50.990        |                          |                   |
| 3 - 1:43.069        |                          |                   |
| 4 - 1:39.886        |                          |                   |
| 5 - <b>1:37.283</b> |                          |                   |
| <b>29</b>           | <b>Alvaro CREGO</b>      | Porsche 944S2     |
| 1 - 8:59.064P       | 6 - 1:52.050             |                   |
| 2 - 2:04.875        | 7 - <b>1:43.203</b>      |                   |
| 3 - 1:50.287        | 8 - 1:43.207             |                   |
| 4 - 1:56.253        |                          |                   |
| 5 - 1:47.803        |                          |                   |
| <b>35</b>           | <b>Chris STEWART</b>     | Porsche 911E      |
| 1 - 8:24.667P       | 6 - 1:40.361             |                   |
| 2 - 2:13.517        | 7 - 1:41.564             |                   |
| 3 - 1:47.274        | 8 - <b>1:40.036</b>      |                   |
| 4 - 1:43.894        | 9 - 1:50.778             |                   |
| 5 - 1:41.640        |                          |                   |
| <b>60</b>           | <b>Alan NEWBOLD</b>      | Porsche 944       |
| 1 - 6:29.155        | 6 - 1:42.733             |                   |
| 2 - 1:54.003        | 7 - 1:46.195             |                   |
| 3 - 1:42.978        | 8 - 1:42.220             |                   |
| 4 - 1:55.149        | 9 - 1:40.097             |                   |
| 5 - 1:41.269        | 10 - <b>1:38.209</b>     |                   |
| <b>61</b>           | <b>Ian McLEOD</b>        | Porsche 911E      |
| 1 - 7:13.605        | 6 - 1:46.031             |                   |
| 2 - 2:05.204        | 7 - 1:41.832             |                   |
| 3 - 1:49.033        | 8 - <b>1:40.382</b>      |                   |
| 4 - 1:52.627        | 9 - 1:44.114             |                   |
| 5 - 2:16.951        |                          |                   |
| <b>62</b>           | <b>Pietro FIORAVANTI</b> | Porsche 924 Turbo |
| 1 - 7:21.026        | 6 - 1:51.712             |                   |
| 2 - 2:04.869        | 7 - 1:48.738             |                   |
| 3 - 2:17.007        | 8 - <b>1:46.881</b>      |                   |
| 4 - 1:50.347        | 9 - 1:51.760             |                   |
| 5 - 1:50.769        |                          |                   |

Car No's 6, 62 & 94 need working transponders please.  
Weather : Sunny / Drying

# Michelin Porsche Club Championship LAP ANALYSIS - QUALIFYING RACE 2


(contd.)

|               |                          |               |
|---------------|--------------------------|---------------|
| <b>66</b>     | <b>Christopher BERRY</b> | Porsche 911E  |
| 1 - 9:28.212P | 6 - 1:40.578             |               |
| 2 - 2:50.766  | 7 - <b>1:38.825</b>      |               |
| 3 - 1:44.341  | 8 - 1:41.012             |               |
| 4 - 1:43.781  |                          |               |
| 5 - 1:47.228  |                          |               |
| <b>94</b>     | <b>Graham HOWELLS</b>    | Porsche 911SC |
| 1 - X:00.000P | 6 - 1:30.405             |               |
| 2 - 2:11.360  | 7 - <b>1:29.641</b>      |               |
| 3 - 1:41.037  | 8 - 1:31.672             |               |
| 4 - 1:34.824  |                          |               |
| 5 - 1:31.571  |                          |               |

Car No's 6, 62 & 94 need working transponders please.  
Weather : Sunny / Drying

# Michelin Porsche Club Championship

## GRID FOR RACE 2 - AMENDED

|  |    |            |    |           |
|--|----|------------|----|-----------|
| ROW 12   | 62 | FIORAVANTI | 88 | NEAL      |
| ROW 11   | 61 | McLEOD     | 29 | CREGO     |
| ROW 10   | 66 | BERRY      | 35 | STEWART   |
| ROW 9  | 28 | EACOCK     | 60 | NEWBOLD   |
| ROW 8  | 8  | BOTTERILL  | 25 | HILLIARD  |
| ROW 7  | 7  | OLIVER     | 16 | MATTHEW   |
| ROW 6  | 6  | HARRISON   | 23 | DEMETRIOU |
| ROW 5  | 1  | SEGRUE     | 22 | INGRAM    |
| ROW 4  | 2  | LAMBERT    | 13 | WHITE     |
| ROW 3  | 21 | MILNE      | 94 | HOWELLS   |
| ROW 2  | 14 | McALEER    | 12 | TOOTILL   |
| ROW 1  | 24 | CARNIEL    | 11 | ROBERTSON |
| <b>POLE</b>  |    |            |    |           |
|  |    |            |    |           |

Car No's 6, 62 & 94 need working transponders please.

Weather : Sunny / Drying

These results are provisional until the conclusion of any judicial and technical matters.

Castle Combe

Circuit Length = 1.8500 miles.

Start: 08:39 End: 08:54

|                  |           |             |
|------------------|-----------|-------------|
| Clerk of Course: | Stewards: | Timekeeper: |
|------------------|-----------|-------------|

## Porsche Club Championship PROVISIONAL RESULT - RACE 2

| POS | NO | CL | DRIVER            | NAT | CAR                    | TIME      | LAPS | GAP    | MPH   | BEST     |
|-----|----|----|-------------------|-----|------------------------|-----------|------|--------|-------|----------|
| 1   | 13 | 1  | Ian WHITE         |     | Porsche 911 Carrera    | 20:06.230 | 15   |        | 82.82 | 1:18.035 |
| 2   | 12 | 1  | Lewis TOOTILL     |     | Porsche 968CS          | 20:06.296 | 15   | 0.066  | 82.81 | 1:17.475 |
| 3   | 2  | 2  | Richard LAMBERT   |     | Porsche 911 Carrera    | 20:08.170 | 15   | 1.940  | 82.68 | 1:18.272 |
| 4   | 11 | 2  | Fraser ROBERTSON  |     | Porsche 944S2          | 20:09.406 | 15   | 3.176  | 82.60 | 1:18.048 |
| 5   | 24 | 2  | Marcus CARNIEL    |     | Porsche 911SC          | 20:12.286 | 15   | 6.056  | 82.40 | 1:18.856 |
| 6   | 1  | 2  | Tom SEGRUE        |     | Porsche 944SC          | 20:22.369 | 15   | 16.139 | 81.72 | 1:19.036 |
| 7   | 6  | 1  | Richard HARRISON  |     | Porsche 911 Carrera CS | 20:24.274 | 15   | 18.044 | 81.59 | 1:19.556 |
| 8   | 88 | 1  | James NEAL        |     | Porsche 964 C2         | 20:28.061 | 15   | 21.831 | 81.34 | 1:19.543 |
| 9   | 7  | 1  | Ian OLIVER        |     | Porsche 911 Carrera    | 20:28.315 | 15   | 22.085 | 81.33 | 1:18.933 |
| 10  | 21 | 2  | Chris MILNE       |     | Porsche 911SC          | 20:32.269 | 15   | 26.039 | 81.07 | 1:20.131 |
| 11  | 22 | 2  | Colin INGRAM      |     | Porsche 911SC          | 20:33.780 | 15   | 27.550 | 80.97 | 1:20.413 |
| 12  | 25 | 2  | James HILLIARD    |     | Porsche 944 S2         | 20:48.432 | 15   | 42.202 | 80.02 | 1:21.395 |
| 13  | 23 | 2  | Ben DEMETRIOU     |     | Porsche 911SC          | 20:48.821 | 15   | 42.591 | 79.99 | 1:21.426 |
| 14  | 8  | 2  | David BOTTERILL   |     | Porsche 924 Carrera GT | 20:52.376 | 15   | 46.146 | 79.76 | 1:21.436 |
| 15  | 16 | 1  | Gordon MATTHEW    |     | Porsche 968            | 20:56.437 | 15   | 50.207 | 79.51 | 1:19.873 |
| 16  | 29 | 2  | Alvaro CREGO      |     | Porsche 944S2          | 20:12.166 | 14   | 1 LAP  | 76.92 | 1:24.059 |
| 17  | 14 | 1  | Mark McALEER      |     | Porsche 968            | 20:20.282 | 14   | 1 LAP  | 76.40 | 1:18.372 |
| 18  | 28 | 3  | Alex EACOCK       |     | Porsche 944            | 20:40.629 | 14   | 1 LAP  | 75.15 | 1:25.943 |
| 19  | 66 | 3  | Christopher BERRY |     | Porsche 911E           | 20:53.018 | 14   | 1 LAP  | 74.41 | 1:26.446 |
| 20  | 35 | 3  | Chris STEWART     |     | Porsche 911E           | 21:28.542 | 14   | 1 LAP  | 72.36 | 1:27.944 |
| 21  | 61 | 3  | Ian McLEOD        |     | Porsche 911E           | 20:21.950 | 13   | 2 LAPS | 70.85 | 1:29.895 |
| 22  | 62 | 3  | Pietro FIORAVANTI |     | Porsche 924 Turbo      | 20:44.721 | 13   | 2 LAPS | 69.55 | 1:31.566 |
| 23  | 60 | 3  | Alan NEWBOLD      |     | Porsche 944            | 21:24.642 | 13   | 2 LAPS | 67.39 | 1:26.381 |

### NOT CLASSIFIED

|    |   |                |  |               |          |   |        |       |          |
|----|---|----------------|--|---------------|----------|---|--------|-------|----------|
| 94 | 2 | Graham HOWELLS |  | Porsche 911SC | 8:22.129 | 6 | D.N.F. | 79.58 | 1:20.902 |
|----|---|----------------|--|---------------|----------|---|--------|-------|----------|

### FASTEST LAP

|    |   |                  |  |               |          |    |          |           |
|----|---|------------------|--|---------------|----------|----|----------|-----------|
| 12 | 1 | Lewis TOOTILL    |  | Porsche 968CS | 1:17.475 | 12 | 85.96mph | 138.34kph |
| 11 | 2 | Fraser ROBERTSON |  | Porsche 944S2 | 1:18.048 | 12 | 85.33mph | 137.32kph |
| 28 | 3 | Alex EACOCK      |  | Porsche 944   | 1:25.943 | 14 | 77.49mph | 124.71kph |

Car No's 6, 62 still no working transponder.

Weather : Sunny / Dry

These results are provisional until the conclusion of any judicial and technical matters.

Castle Combe

Circuit Length = 1.8500 miles.

Start: 12:55 End: 13:15

|                  |           |             |
|------------------|-----------|-------------|
| Clerk of Course: | Stewards: | Timekeeper: |
|------------------|-----------|-------------|



## Porsche Club Championship LAP CHART FOR RACE 2

| Lap 1 |        |          | Lap 2 |        |          | Lap 3 |        |          | Lap 4 |          |          | Lap 5 |          |          |
|-------|--------|----------|-------|--------|----------|-------|--------|----------|-------|----------|----------|-------|----------|----------|
| No    | Behind | Laptime  | No    | Behind | Laptime  | No    | Behind | Laptime  | No    | Behind   | Laptime  | No    | Behind   | Laptime  |
| 24    |        | 1:28.362 | 14    |        | 1:21.226 | 14    |        | 1:20.917 | 13    |          | 1:21.624 | 13    |          | 1:20.610 |
| 14    | 0.349  | 1:28.711 | 13    | 0.646  | 1:21.204 | 13    | 0.372  | 1:20.643 | 14    | 0.361    | 1:22.357 | 11    | 0.460    | 1:20.499 |
| 13    | 1.017  | 1:29.379 | 24    | 1.368  | 1:22.943 | 24    | 0.936  | 1:20.485 | 11    | 0.571    | 1:20.893 | 14    | 1.074    | 1:21.323 |
| 11    | 1.401  | 1:29.763 | 11    | 1.812  | 1:21.986 | 11    | 1.674  | 1:20.779 | 24    | 0.748    | 1:21.808 | 12    | 1.389    | 1:20.949 |
| 2     | 2.619  | 1:30.981 | 2     | 2.080  | 1:21.036 | 12    | 2.648  | 1:20.532 | 12    | 1.050    | 1:20.398 | 24    | 2.205    | 1:22.067 |
| 21    | 3.018  | 1:31.380 | 12    | 3.033  | 1:20.595 | 2     | 3.094  | 1:21.931 | 2     | 1.545    | 1:20.447 | 2     | 2.465    | 1:21.530 |
| 12    | 4.013  | 1:32.375 | 21    | 4.320  | 1:22.877 | 21    | 5.150  | 1:21.747 | 21    | 5.074    | 1:21.920 | 21    | 5.793    | 1:21.329 |
| 1     | 4.239  | 1:32.601 | 6     | 5.234  | 1:22.409 | 6     | 5.991  | 1:21.674 | 6     | 5.652    | 1:21.657 | 1     | 6.435    | 1:21.028 |
| 6     | 4.400  | 1:32.762 | 1     | 5.911  | 1:23.247 | 1     | 6.337  | 1:21.343 | 1     | 6.017    | 1:21.676 | 6     | 7.106    | 1:22.064 |
| 22    | 5.400  | 1:33.762 | 22    | 6.538  | 1:22.713 | 94    | 6.786  | 1:20.902 | 94    | 7.032    | 1:22.242 | 94    | 7.478    | 1:21.056 |
| 94    | 6.000  | 1:34.362 | 94    | 6.801  | 1:22.376 | 22    | 7.687  | 1:22.066 | 22    | 7.796    | 1:22.105 | 22    | 8.301    | 1:21.115 |
| 25    | 6.239  | 1:34.601 | 25    | 7.819  | 1:23.155 | 88    | 10.032 | 1:22.438 | 88    | 9.266    | 1:21.230 | 88    | 10.320   | 1:21.664 |
| 88    | 7.628  | 1:35.990 | 88    | 8.511  | 1:22.458 | 25    | 11.098 | 1:24.196 | 7     | 11.619   | 1:22.280 | 7     | 10.635   | 1:19.626 |
| 23    | 7.966  | 1:36.328 | 7     | 8.899  | 1:22.301 | 7     | 11.335 | 1:23.353 | 25    | 12.980   | 1:23.878 | 25    | 13.965   | 1:21.595 |
| 7     | 8.173  | 1:36.535 | 23    | 11.161 | 1:24.770 | 23    | 13.314 | 1:23.070 | 23    | 14.025   | 1:22.707 | 23    | 14.850   | 1:21.435 |
| 8     | 9.271  | 1:37.633 | 8     | 12.219 | 1:24.523 | 8     | 15.073 | 1:23.771 | 8     | 16.319   | 1:23.242 | 8     | 18.563   | 1:22.854 |
| 35    | 13.013 | 1:41.375 | 29    | 18.740 | 1:26.111 | 29    | 23.395 | 1:25.572 | 29    | 26.400   | 1:25.001 | 29    | 29.865   | 1:24.075 |
| 28    | 13.662 | 1:42.024 | 35    | 23.797 | 1:32.359 | 28    | 31.407 | 1:27.802 | 16    | 34.620   | 1:23.247 | 16    | 35.044   | 1:21.034 |
| 29    | 14.204 | 1:42.566 | 66    | 24.330 | 1:31.140 | 16    | 33.369 | 1:25.942 | 28    | 36.726   | 1:27.315 | 28    | 42.762   | 1:26.646 |
| 66    | 14.765 | 1:43.127 | 28    | 24.522 | 1:32.435 | 66    | 34.115 | 1:30.702 | 66    | 42.249   | 1:30.130 | 66    | 49.696   | 1:28.057 |
| 60    | 16.267 | 1:44.629 | 60    | 25.560 | 1:30.868 | 35    | 37.514 | 1:34.634 | 60    | 43.921   | 1:28.121 | 60    | 50.653   | 1:27.342 |
| 61    | 20.012 | 1:48.374 | 16    | 28.344 | 1:24.701 | 60    | 37.796 | 1:33.153 | 35    | 48.702   | 1:33.184 | 35    | 59.476   | 1:31.384 |
| 62    | 20.255 | 1:48.617 | 61    | 33.323 | 1:34.886 | 61    | 47.361 | 1:34.955 | 61    | 1:00.050 | 1:34.685 | 61    | 1:11.708 | 1:32.268 |
| 16    | 25.218 | 1:53.580 | 62    | 39.067 | 1:40.387 | 62    | 53.592 | 1:35.442 | 62    | 1:04.925 | 1:33.329 | 62    | 1:16.849 | 1:32.534 |

Car No's 6, 62 still no working transponder.  
Weather : Sunny / Dry

Castle Combe  
Circuit Length = 1.8500 miles.  
Start: 12:55 End: 13:15

## Porsche Club Championship LAP CHART FOR RACE 2

(contd.)

| Lap 6 |          |          | Lap 7 |          |          | Lap 8 |          |          | Lap 9 |          |          | Lap 10 |          |          |
|-------|----------|----------|-------|----------|----------|-------|----------|----------|-------|----------|----------|--------|----------|----------|
| No    | Behind   | Laptime  | No    | Behind   | Laptime  | No    | Behind   | Laptime  | No    | Behind   | Laptime  | No     | Behind   | Laptime  |
| 13    |          | 1:18.973 | 13    |          | 1:18.753 | 13    |          | 1:18.761 | 13    |          | 1:18.035 | 13     |          | 1:18.516 |
| 11    | 1.235    | 1:19.748 | 12    | 2.542    | 1:18.948 | 12    | 1.924    | 1:18.143 | 12    | 2.110    | 1:18.221 | 12     | 2.982    | 1:19.388 |
| 12    | 2.347    | 1:19.931 | 14    | 3.518    | 1:19.610 | 14    | 3.568    | 1:18.811 | 14    | 3.905    | 1:18.372 | 14     | 4.445    | 1:19.056 |
| 14    | 2.661    | 1:20.560 | 11    | 3.902    | 1:21.420 | 11    | 4.393    | 1:19.252 | 11    | 5.436    | 1:19.078 | 11     | 6.975    | 1:20.055 |
| 24    | 2.869    | 1:19.637 | 24    | 5.125    | 1:21.009 | 24    | 5.464    | 1:19.100 | 2     | 6.248    | 1:18.648 | 2      | 7.146    | 1:19.414 |
| 2     | 3.200    | 1:19.708 | 2     | 5.790    | 1:21.343 | 2     | 5.635    | 1:18.606 | 24    | 6.941    | 1:19.512 | 24     | 7.842    | 1:19.417 |
| 1     | 8.647    | 1:21.185 | 61    | 1 LAP    | 1:33.978 | 35    | 1 LAP    | 1:33.318 | 1     | 15.114   | 1:20.832 | 66     | 1 LAP    | 1:29.019 |
| 21    | 9.055    | 1:22.235 | 1     | 10.558   | 1:20.664 | 1     | 12.317   | 1:20.520 | 6     | 15.890   | 1:19.920 | 60     | 1 LAP    | 1:28.257 |
| 6     | 9.345    | 1:21.212 | 6     | 12.581   | 1:21.989 | 6     | 14.005   | 1:20.185 | 88    | 17.210   | 1:19.867 | 1      | 16.524   | 1:19.926 |
| 94    | 9.696    | 1:21.191 | 88    | 13.336   | 1:20.522 | 88    | 15.378   | 1:20.803 | 7     | 17.832   | 1:20.136 | 6      | 16.948   | 1:19.574 |
| 22    | 10.470   | 1:21.142 | 21    | 13.520   | 1:23.218 | 7     | 15.731   | 1:20.468 | 21    | 20.111   | 1:21.381 | 88     | 18.237   | 1:19.543 |
| 88    | 11.567   | 1:20.220 | 7     | 14.024   | 1:20.863 | 21    | 16.765   | 1:22.006 | 22    | 21.245   | 1:21.636 | 7      | 19.952   | 1:20.636 |
| 7     | 11.914   | 1:20.252 | 22    | 15.179   | 1:23.462 | 22    | 17.644   | 1:21.226 | 35    | 1 LAP    | 1:32.877 | 21     | 22.382   | 1:20.787 |
| 25    | 17.205   | 1:22.213 | 62    | 1 LAP    | 1:36.364 | 61    | 1 LAP    | 1:32.713 | 25    | 27.243   | 1:21.566 | 22     | 23.590   | 1:20.861 |
| 23    | 17.624   | 1:21.747 | 25    | 20.999   | 1:22.547 | 25    | 23.712   | 1:21.474 | 23    | 27.644   | 1:21.655 | 25     | 30.122   | 1:21.395 |
| 8     | 21.317   | 1:21.727 | 23    | 21.207   | 1:22.336 | 23    | 24.024   | 1:21.578 | 8     | 32.513   | 1:22.458 | 23     | 30.554   | 1:21.426 |
| 29    | 35.755   | 1:24.863 | 8     | 24.712   | 1:22.148 | 8     | 28.090   | 1:22.139 | 61    | 1 LAP    | 1:32.692 | 35     | 1 LAP    | 1:31.367 |
| 16    | 36.940   | 1:20.869 | 16    | 39.026   | 1:20.839 | 62    | 1 LAP    | 1:32.650 | 62    | 1 LAP    | 1:32.308 | 8      | 35.507   | 1:21.510 |
| 28    | 50.572   | 1:26.783 | 29    | 43.078   | 1:26.076 | 16    | 40.704   | 1:20.439 | 16    | 43.779   | 1:21.110 | 16     | 46.476   | 1:21.213 |
| 66    | 58.387   | 1:27.664 | 28    | 59.372   | 1:27.553 | 29    | 51.020   | 1:26.703 | 29    | 58.553   | 1:25.568 | 61     | 1 LAP    | 1:31.743 |
| 60    | 59.098   | 1:27.418 | 66    | 1:07.114 | 1:27.480 | 28    | 1:07.826 | 1:27.215 | 28    | 1:16.726 | 1:26.935 | 62     | 1 LAP    | 1:31.566 |
| 35    | 1:11.770 | 1:31.267 | 60    | 1:08.089 | 1:27.744 | 66    | 1:15.624 | 1:27.271 |       |          |          | 29     | 1:05.170 | 1:25.133 |
|       |          |          |       |          |          | 60    | 1:16.759 | 1:27.431 |       |          |          |        |          |          |

Car No's 6, 62 still no working transponder.  
Weather : Sunny / Dry

Castle Combe  
Circuit Length = 1.8500 miles.  
Start: 12:55 End: 13:15

## Porsche Club Championship LAP CHART FOR RACE 2

(contd.)


| Lap 11 |          |          | Lap 12 |          |          | Lap 13 |        |          | Lap 14 |        |          | Lap 15 |        |          |
|--------|----------|----------|--------|----------|----------|--------|--------|----------|--------|--------|----------|--------|--------|----------|
| No     | Behind   | Laptime  | No     | Behind   | Laptime  | No     | Behind | Laptime  | No     | Behind | Laptime  | No     | Behind | Laptime  |
| 13     |          | 1:18.678 | 13     |          | 1:18.680 | 13     |        | 1:19.717 | 12     |        | 1:19.378 | 13     |        | 1:22.399 |
| 12     | 3.038    | 1:18.734 | 12     | 1.833    | 1:17.475 | 12     | 0.687  | 1:18.571 | 13     | 0.193  | 1:20.258 | 12     | 0.066  | 1:22.658 |
| 14     | 5.661    | 1:19.894 | 14     | 6.371    | 1:19.390 | 2      | 6.451  | 1:18.909 | 29     | 1 LAP  | 1:25.676 | 2      | 1.940  | 1:18.953 |
| 2      | 7.667    | 1:19.199 | 2      | 7.259    | 1:18.272 | 11     | 6.722  | 1:18.577 | 11     | 5.388  | 1:18.731 | 11     | 3.176  | 1:20.380 |
| 28     | 1 LAP    | 1:28.726 | 11     | 7.862    | 1:18.048 | 62     | 2 LAPS | 1:33.329 | 2      | 5.579  | 1:19.193 | 29     | 1 LAP  | 1:25.836 |
| 11     | 8.494    | 1:20.197 | 24     | 10.316   | 1:20.150 | 24     | 9.624  | 1:19.025 | 61     | 2 LAPS | 1:33.688 | 24     | 6.056  | 1:20.233 |
| 24     | 8.846    | 1:19.682 | 28     | 1 LAP    | 1:26.919 | 1      | 19.898 | 1:20.195 | 24     | 8.415  | 1:18.856 | 14     | 1 LAP  | 2:34.434 |
| 60     | 1 LAP    | 1:26.477 | 1      | 19.420   | 1:20.994 | 6      | 20.621 | 1:19.929 | 1      | 19.695 | 1:19.862 | 61     | 2 LAPS | 1:32.027 |
| 66     | 1 LAP    | 1:27.309 | 6      | 20.409   | 1:21.263 | 14     | 22.275 | 1:35.621 | 6      | 20.748 | 1:20.192 | 1      | 16.139 | 1:19.036 |
| 1      | 17.106   | 1:19.260 | 88     | 22.538   | 1:21.427 | 88     | 23.673 | 1:20.852 | 62     | 2 LAPS | 1:32.464 | 6      | 18.044 | 1:19.888 |
| 6      | 17.826   | 1:19.556 | 7      | 24.942   | 1:23.415 | 28     | 1 LAP  | 1:27.433 | 88     | 23.910 | 1:20.302 | 88     | 21.831 | 1:20.513 |
| 88     | 19.791   | 1:20.232 | 66     | 1 LAP    | 1:28.081 | 7      | 24.431 | 1:19.206 | 7      | 24.535 | 1:20.169 | 7      | 22.085 | 1:20.142 |
| 7      | 20.207   | 1:18.933 | 21     | 26.285   | 1:20.620 | 21     | 26.699 | 1:20.131 | 21     | 26.849 | 1:20.215 | 21     | 26.039 | 1:21.782 |
| 21     | 24.345   | 1:20.641 | 60     | 1 LAP    | 1:29.190 | 22     | 27.942 | 1:20.464 | 22     | 29.310 | 1:21.433 | 22     | 27.550 | 1:20.832 |
| 22     | 25.325   | 1:20.413 | 22     | 27.195   | 1:20.550 | 66     | 1 LAP  | 1:26.446 | 28     | 1 LAP  | 1:26.900 | 28     | 1 LAP  | 1:25.943 |
| 25     | 33.346   | 1:21.902 | 25     | 36.383   | 1:21.717 | 60     | 1 LAP  | 1:26.381 | 66     | 1 LAP  | 1:28.322 | 62     | 2 LAPS | 1:40.159 |
| 23     | 33.678   | 1:21.802 | 23     | 36.898   | 1:21.900 | 25     | 39.253 | 1:22.587 | 25     | 41.468 | 1:22.280 | 25     | 42.202 | 1:23.326 |
| 8      | 38.799   | 1:21.970 | 8      | 41.863   | 1:21.744 | 23     | 39.554 | 1:22.373 | 23     | 42.010 | 1:22.521 | 23     | 42.591 | 1:23.173 |
| 35     | 1 LAP    | 1:29.978 | 16     | 50.719   | 1:20.481 | 8      | 43.615 | 1:21.469 | 8      | 44.986 | 1:21.436 | 8      | 46.146 | 1:23.752 |
| 16     | 48.918   | 1:21.120 | 35     | 1 LAP    | 1:30.177 | 16     | 50.875 | 1:19.873 | 16     | 51.861 | 1:21.051 | 66     | 1 LAP  | 1:28.270 |
| 61     | 1 LAP    | 1:30.046 | 61     | 1 LAP    | 1:29.895 | 35     | 1 LAP  | 1:27.944 | 35     | 1 LAP  | 1:28.697 | 16     | 50.207 | 1:20.938 |
| 29     | 1:11.419 | 1:24.927 | 29     | 1:16.798 | 1:24.059 |        |        |          |        |        |          | 60     | 2 LAPS | 3:27.631 |
| 62     | 1 LAP    | 1:35.572 |        |          |          |        |        |          |        |        |          | 35     | 1 LAP  | 1:29.981 |

Car No's 6, 62 still no working transponder.  
Weather : Sunny / Dry

Castle Combe  
Circuit Length = 1.8500 miles.  
Start: 12:55 End: 13:15

# Porsche Club Championship

## GRID FOR RACE 7

|  |    |           |    |            |
|--|----|-----------|----|------------|
| ROW 12   | 60 | NEWBOLD   | 94 | HOWELLS    |
| ROW 11   | 61 | McLEOD    | 62 | FIORAVANTI |
| ROW 10   | 66 | BERRY     | 35 | STEWART    |
| ROW 9  | 14 | McALEER   | 28 | EACOCK     |
| ROW 8  | 16 | MATTHEW   | 29 | CREGO      |
| ROW 7  | 23 | DEMETRIOU | 8  | BOTTERILL  |
| ROW 6  | 22 | INGRAM    | 25 | HILLIARD   |
| ROW 5  | 7  | OLIVER    | 21 | MILNE      |
| ROW 4  | 6  | HARRISON  | 88 | NEAL       |
| ROW 3  | 24 | CARNIEL   | 1  | SEGRUE     |
| ROW 2  | 2  | LAMBERT   | 11 | ROBERTSON  |
| ROW 1  | 13 | WHITE     | 12 | TOOTILL    |
| <b>POLE</b>  |    |           |    |            |
|  |    |           |    |            |

Weather : Sunny / Dry

These results are provisional until the conclusion of any judicial and technical matters.

Castle Combe

Circuit Length = 1.8500 miles.

Start: 12:55 End: 13:15

|                  |           |             |
|------------------|-----------|-------------|
| Clerk of Course: | Stewards: | Timekeeper: |
|------------------|-----------|-------------|

## Porsche Club Championship PROVISIONAL RESULT - RACE 7

| POS | NO | CL | DRIVER            | NAT | CAR                    | TIME      | LAPS | GAP    | MPH   | BEST     |
|-----|----|----|-------------------|-----|------------------------|-----------|------|--------|-------|----------|
| 1   | 13 | 1  | Ian WHITE         |     | Porsche 911 Carrera    | 20:06.104 | 15   |        | 82.82 | 1:19.196 |
| 2   | 14 | 1  | Mark McALEER      |     | Porsche 968            | 20:20.449 | 15   | 14.345 | 81.85 | 1:18.766 |
| 3   | 88 | 1  | James NEAL        |     | Porsche 964 C2         | 20:22.641 | 15   | 16.537 | 81.70 | 1:19.390 |
| 4   | 6  | 1  | Richard HARRISON  |     | Porsche 911 Carrera CS | 20:23.325 | 15   | 17.221 | 81.66 | 1:19.707 |
| 5   | 1  | 2  | Tom SEGRUE        |     | Porsche 944SC          | 20:24.067 | 15   | 17.963 | 81.61 | 1:19.969 |
| 6   | 7  | 1  | Ian OLIVER        |     | Porsche 911 Carrera    | 20:25.157 | 15   | 19.053 | 81.54 | 1:19.541 |
| 7   | 16 | 1  | Gordon MATTHEW    |     | Porsche 968            | 20:25.556 | 15   | 19.452 | 81.51 | 1:19.756 |
| 8   | 25 | 2  | James HILLIARD    |     | Porsche 944 S2         | 20:33.511 | 15   | 27.407 | 80.98 | 1:19.811 |
| 9   | 23 | 2  | Ben DEMETRIOU     |     | Porsche 911SC          | 20:34.136 | 15   | 28.032 | 80.94 | 1:20.417 |
| 10  | 21 | 2  | Chris MILNE       |     | Porsche 911SC          | 20:42.041 | 15   | 35.937 | 80.43 | 1:20.253 |
| 11  | 29 | 2  | Alvaro CREGO      |     | Porsche 944S2          | 20:27.490 | 14   | 1 LAP  | 75.96 | 1:24.732 |
| 12  | 28 | 3  | Alex EACOCK       |     | Porsche 944            | 20:28.626 | 14   | 1 LAP  | 75.89 | 1:25.297 |
| 13  | 2  | 2  | Richard LAMBERT   |     | Porsche 911 Carrera    | 20:52.437 | 14   | 1 LAP  | 74.44 | 1:19.624 |
| 14  | 35 | 3  | Chris STEWART     |     | Porsche 911E           | 20:54.950 | 14   | 1 LAP  | 74.29 | 1:26.612 |
| 15  | 66 | 3  | Christopher BERRY |     | Porsche 911E           | 21:04.545 | 14   | 1 LAP  | 73.73 | 1:28.367 |
| 16  | 61 | 3  | Ian McLEOD        |     | Porsche 911E           | 21:28.965 | 14   | 1 LAP  | 72.33 | 1:29.714 |
| 17  | 62 | 3  | Pietro FIORAVANTI |     | Porsche 924 Turbo      | 21:08.725 | 13   | 2 LAPS | 68.24 | 1:30.632 |

### NOT CLASSIFIED

|    |   |  |                 |  |                        |           |    |        |       |          |
|----|---|--|-----------------|--|------------------------|-----------|----|--------|-------|----------|
| 22 | 2 |  | Colin INGRAM    |  | Porsche 911SC          | 15:06.705 | 11 | D.N.F. | 80.79 | 1:19.769 |
| 60 | 3 |  | Alan NEWBOLD    |  | Porsche 944            | 12:13.799 | 8  | D.N.F. | 72.60 | 1:27.697 |
| 24 | 2 |  | Marcus CARNIEL  |  | Porsche 911SC          | 9:46.988  | 6  | D.N.F. | 68.07 | 1:28.700 |
| 12 | 1 |  | Lewis TOOTELL   |  | Porsche 968CS          | 6:02.033  | 4  | D.N.F. | 73.58 | 1:21.081 |
| 8  | 2 |  | David BOTTERILL |  | Porsche 924 Carrera GT | 3:16.149  | 2  | D.N.F. | 67.90 | 1:34.149 |

### FASTEST LAP

|    |   |  |                 |  |                     |          |    |          |           |
|----|---|--|-----------------|--|---------------------|----------|----|----------|-----------|
| 14 | 1 |  | Mark McALEER    |  | Porsche 968         | 1:18.766 | 10 | 84.55mph | 136.07kph |
| 2  | 2 |  | Richard LAMBERT |  | Porsche 911 Carrera | 1:19.624 | 10 | 83.64mph | 134.61kph |
| 28 | 3 |  | Alex EACOCK     |  | Porsche 944         | 1:25.297 | 7  | 78.08mph | 125.65kph |

Weather : Sunny / Dry

These results are provisional until the conclusion of any judicial and technical matters.

Castle Combe

Circuit Length = 1.8500 miles.

Start: 15:33 End: 15:53

|                  |           |             |
|------------------|-----------|-------------|
| Clerk of Course: | Stewards: | Timekeeper: |
|------------------|-----------|-------------|

## Porsche Club Championship LAP CHART FOR RACE 7

| Lap 1 |        |           | Lap 2 |        |          | Lap 3 |        |          | Lap 4 |        |           | Lap 5 |          |          |
|-------|--------|-----------|-------|--------|----------|-------|--------|----------|-------|--------|-----------|-------|----------|----------|
| No    | Behind | Laptime   | No    | Behind | Laptime  | No    | Behind | Laptime  | No    | Behind | Laptime   | No    | Behind   | Laptime  |
| 13    |        | 1:27.852  | 13    |        | 1:20.820 | 13    |        | 1:19.883 | 13    |        | 1:19.911  | 13    |          | 1:19.492 |
| 1     | 1.307  | 1:29.159  | 1     | 1.591  | 1:21.104 | 1     | 2.429  | 1:20.721 | 1     | 3.686  | 1:21.168  | 1     | 4.558    | 1:20.364 |
| 88    | 3.083  | 1:30.935  | 88    | 2.711  | 1:20.448 | 88    | 3.346  | 1:20.518 | 88    | 4.181  | 1:20.746  | 88    | 5.386    | 1:20.697 |
| 6     | 4.271  | 1:32.123  | 6     | 4.835  | 1:21.384 | 6     | 5.690  | 1:20.738 | 6     | 7.012  | 1:21.233  | 6     | 8.476    | 1:20.956 |
| 7     | 5.704  | 1:33.556  | 7     | 6.015  | 1:21.131 | 7     | 6.183  | 1:20.051 | 7     | 7.581  | 1:21.309  | 7     | 8.789    | 1:20.700 |
| 16    | 6.100  | 1:33.952  | 16    | 6.703  | 1:21.423 | 16    | 6.923  | 1:20.103 | 16    | 8.178  | 1:21.166  | 16    | 9.224    | 1:20.538 |
| 24    | 6.719  | 1:34.571  | 12    | 9.260  | 1:22.314 | 14    | 9.927  | 1:20.047 | 14    | 9.427  | 1:19.411  | 14    | 9.391    | 1:19.456 |
| 22    | 6.975  | 1:34.827  | 14    | 9.763  | 1:21.947 | 12    | 10.458 | 1:21.081 | 22    | 12.571 | 1:20.928  | 22    | 12.848   | 1:19.769 |
| 12    | 7.766  | 1:35.618  | 22    | 11.153 | 1:24.998 | 22    | 11.554 | 1:20.284 | 23    | 15.570 | 1:20.999  | 23    | 16.728   | 1:20.650 |
| 14    | 8.636  | 1:36.488  | 23    | 13.074 | 1:24.986 | 23    | 14.482 | 1:21.291 | 25    | 16.536 | 1:20.966  | 25    | 17.618   | 1:20.574 |
| 23    | 8.908  | 1:36.760  | 25    | 13.909 | 1:25.339 | 25    | 15.481 | 1:21.455 | 21    | 17.764 | 1:21.433  | 21    | 18.925   | 1:20.653 |
| 25    | 9.390  | 1:37.242  | 24    | 14.865 | 1:28.966 | 21    | 16.242 | 1:21.137 | 29    | 28.907 | 1:25.980  | 29    | 36.014   | 1:26.599 |
| 21    | 9.984  | 1:37.836  | 21    | 14.988 | 1:25.824 | 29    | 22.838 | 1:26.488 | 12    | 33.567 | 1:43.020P | 2     | 1 LAP    | 1:20.912 |
| 35    | 12.032 | 1:39.884  | 29    | 16.233 | 1:24.732 | 24    | 23.682 | 1:28.700 | 24    | 36.014 | 1:32.243  | 35    | 46.881   | 1:28.837 |
| 29    | 12.321 | 1:40.173  | 35    | 18.764 | 1:27.552 | 35    | 28.402 | 1:29.521 | 35    | 37.536 | 1:29.045  | 28    | 47.182   | 1:28.810 |
| 8     | 14.148 | 1:42.000  | 28    | 20.584 | 1:26.926 | 28    | 28.684 | 1:27.983 | 28    | 37.864 | 1:29.091  | 66    | 52.991   | 1:28.687 |
| 28    | 14.478 | 1:42.330  | 66    | 25.191 | 1:30.828 | 66    | 34.530 | 1:29.222 | 2     | 1 LAP  | 1:21.611  | 60    | 55.371   | 1:27.697 |
| 66    | 15.183 | 1:43.035  | 8     | 27.477 | 1:34.149 | 61    | 38.141 | 1:30.188 | 66    | 43.796 | 1:29.177  | 24    | 56.536   | 1:40.014 |
| 61    | 17.369 | 1:45.221  | 61    | 27.836 | 1:31.287 | 2     | 1 LAP  | 2:23.230 | 60    | 47.166 | 1:28.058  | 61    | 59.875   | 1:30.785 |
| 62    | 18.707 | 1:46.559  | 62    | 28.519 | 1:30.632 | 60    | 39.019 | 1:29.795 | 61    | 48.582 | 1:30.352  | 62    | 1:06.081 | 1:32.462 |
| 60    | 19.118 | 1:46.970  | 60    | 29.107 | 1:30.809 | 62    | 39.626 | 1:30.990 | 62    | 53.111 | 1:33.396  |       |          |          |
| 2     | 55.799 | 2:23.651P |       |        |          |       |        |          |       |        |           |       |          |          |

# Porsche Club Championship

## LAP CHART FOR RACE 7

(contd.)

| Lap 6 |          |          | Lap 7 |          |          | Lap 8 |          |          | Lap 9 |          |          | Lap 10 |          |          |
|-------|----------|----------|-------|----------|----------|-------|----------|----------|-------|----------|----------|--------|----------|----------|
| No    | Behind   | Laptime  | No    | Behind   | Laptime  | No    | Behind   | Laptime  | No    | Behind   | Laptime  | No     | Behind   | Laptime  |
| 13    |          | 1:19.196 | 13    |          | 1:19.416 | 13    |          | 1:20.162 | 13    |          | 1:20.565 | 13     |          | 1:19.508 |
| 1     | 5.607    | 1:20.245 | 62    | 1 LAP    | 1:34.845 | 61    | 1 LAP    | 1:29.714 | 66    | 1 LAP    | 1:29.383 | 88     | 9.059    | 1:20.191 |
| 88    | 6.439    | 1:20.249 | 88    | 7.918    | 1:20.895 | 88    | 9.551    | 1:21.795 | 60    | 1 LAP    | 1:31.187 | 14     | 9.753    | 1:18.766 |
| 6     | 9.623    | 1:20.343 | 1     | 8.206    | 1:22.015 | 1     | 10.238   | 1:22.194 | 88    | 8.376    | 1:19.390 | 66     | 1 LAP    | 1:29.544 |
| 7     | 10.029   | 1:20.436 | 6     | 11.111   | 1:20.904 | 14    | 10.889   | 1:19.525 | 14    | 10.495   | 1:20.171 | 1      | 11.550   | 1:19.969 |
| 14    | 10.388   | 1:20.193 | 14    | 11.526   | 1:20.554 | 6     | 12.015   | 1:21.066 | 1     | 11.089   | 1:21.416 | 6      | 11.900   | 1:19.707 |
| 16    | 11.046   | 1:21.018 | 7     | 11.995   | 1:21.382 | 7     | 12.295   | 1:20.462 | 6     | 11.701   | 1:20.251 | 7      | 12.344   | 1:19.697 |
| 22    | 13.811   | 1:20.159 | 16    | 12.367   | 1:20.737 | 16    | 13.433   | 1:21.228 | 7     | 12.155   | 1:20.425 | 16     | 13.178   | 1:19.756 |
| 23    | 18.056   | 1:20.524 | 22    | 15.082   | 1:20.687 | 22    | 16.227   | 1:21.307 | 16    | 12.930   | 1:20.062 | 22     | 18.283   | 1:21.238 |
| 25    | 18.819   | 1:20.397 | 23    | 19.129   | 1:20.489 | 62    | 1 LAP    | 1:35.427 | 61    | 1 LAP    | 1:31.831 | 23     | 21.022   | 1:20.420 |
| 21    | 20.288   | 1:20.559 | 25    | 19.654   | 1:20.251 | 23    | 19.510   | 1:20.543 | 22    | 16.553   | 1:20.891 | 25     | 21.674   | 1:19.982 |
| 2     | 1 LAP    | 1:20.053 | 24    | 1 LAP    | 2:02.494 | 25    | 20.948   | 1:21.456 | 23    | 20.110   | 1:21.165 | 21     | 25.035   | 1:21.625 |
| 29    | 43.260   | 1:26.442 | 21    | 21.125   | 1:20.253 | 21    | 22.057   | 1:21.094 | 25    | 21.200   | 1:20.817 | 61     | 1 LAP    | 1:32.160 |
| 28    | 54.735   | 1:26.749 | 2     | 1 LAP    | 1:19.911 | 2     | 1 LAP    | 1:20.219 | 21    | 22.918   | 1:21.426 | 2      | 1 LAP    | 1:20.063 |
| 35    | 55.748   | 1:28.063 | 29    | 48.599   | 1:24.755 | 29    | 58.055   | 1:29.618 | 2     | 1 LAP    | 1:22.266 | 29     | 1:12.816 | 1:26.836 |
| 66    | 1:02.782 | 1:28.987 | 28    | 1:00.616 | 1:25.297 | 28    | 1:06.053 | 1:25.599 | 62    | 1 LAP    | 2:01.361 | 62     | 1 LAP    | 1:37.078 |
| 60    | 1:06.218 | 1:30.043 | 35    | 1:02.944 | 1:26.612 | 35    | 1:09.899 | 1:27.117 | 29    | 1:05.488 | 1:27.998 | 28     | 1:17.994 | 1:26.024 |
| 61    | 1:12.071 | 1:31.392 | 66    | 1:12.121 | 1:28.755 |       |          |          | 28    | 1:11.478 | 1:25.990 |        |          |          |
|       |          |          | 60    | 1:16.042 | 1:29.240 |       |          |          | 35    | 1:17.845 | 1:28.511 |        |          |          |

Weather : Sunny / Dry

msttimina.com

Page 2 of 3

Castle Combe  
Circuit Length = 1.8500 miles.  
Start: 15:33 End: 15:53

Printed - 15:55 Monday, 01 May 2006

# Porsche Club Championship

## LAP CHART FOR RACE 7

(contd.)

| Lap 11 |          |          | Lap 12 |        |          | Lap 13 |        |          | Lap 14 |        |          | Lap 15 |        |          |
|--------|----------|----------|--------|--------|----------|--------|--------|----------|--------|--------|----------|--------|--------|----------|
| No     | Behind   | Laptime  | No     | Behind | Laptime  | No     | Behind | Laptime  | No     | Behind | Laptime  | No     | Behind | Laptime  |
| 13     |          | 1:19.685 | 13     |        | 1:19.712 | 13     |        | 1:19.841 | 13     |        | 1:19.975 | 13     |        | 1:20.086 |
| 35     | 1 LAP    | 1:28.521 | 28     | 1 LAP  | 1:25.954 | 29     | 1 LAP  | 1:25.851 | 29     | 1 LAP  | 1:26.178 | 14     | 14.345 | 1:20.467 |
| 88     | 10.195   | 1:20.821 | 62     | 2 LAPS | 1:35.224 | 28     | 1 LAP  | 1:25.692 | 14     | 13.964 | 1:20.316 | 88     | 16.537 | 1:20.409 |
| 14     | 10.527   | 1:20.459 | 88     | 11.842 | 1:21.359 | 14     | 13.623 | 1:20.987 | 88     | 16.214 | 1:20.815 | 6      | 17.221 | 1:20.877 |
| 1      | 12.866   | 1:21.001 | 14     | 12.477 | 1:21.662 | 88     | 15.374 | 1:23.373 | 6      | 16.430 | 1:20.653 | 1      | 17.963 | 1:20.650 |
| 6      | 13.435   | 1:21.220 | 1      | 13.422 | 1:20.268 | 1      | 15.712 | 1:22.131 | 28     | 1 LAP  | 1:26.625 | 7      | 19.053 | 1:21.438 |
| 7      | 14.105   | 1:21.446 | 6      | 13.643 | 1:19.920 | 6      | 15.752 | 1:21.950 | 1      | 17.399 | 1:21.662 | 16     | 19.452 | 1:21.230 |
| 16     | 14.804   | 1:21.311 | 7      | 13.934 | 1:19.541 | 7      | 16.048 | 1:21.955 | 7      | 17.701 | 1:21.628 | 29     | 1 LAP  | 1:29.466 |
| 22     | 20.215   | 1:21.617 | 16     | 15.400 | 1:20.308 | 16     | 16.625 | 1:21.066 | 16     | 18.308 | 1:21.658 | 28     | 1 LAP  | 1:25.556 |
| 23     | 21.810   | 1:20.473 | 35     | 1 LAP  | 1:30.539 | 25     | 26.439 | 1:22.674 | 25     | 27.078 | 1:20.614 | 25     | 27.407 | 1:20.415 |
| 66     | 1 LAP    | 1:31.459 | 23     | 23.072 | 1:20.974 | 23     | 26.880 | 1:23.649 | 23     | 27.322 | 1:20.417 | 23     | 28.032 | 1:20.796 |
| 25     | 23.507   | 1:21.518 | 25     | 23.606 | 1:19.811 | 35     | 1 LAP  | 1:30.704 | 21     | 34.573 | 1:22.909 | 21     | 35.937 | 1:21.450 |
| 21     | 26.277   | 1:20.927 | 21     | 29.270 | 1:22.705 | 62     | 2 LAPS | 1:39.592 | 35     | 1 LAP  | 1:29.006 | 2      | 1 LAP  | 1:20.575 |
| 61     | 1 LAP    | 1:30.511 | 66     | 1 LAP  | 1:29.465 | 21     | 31.639 | 1:22.210 | 2      | 1 LAP  | 1:19.771 | 35     | 1 LAP  | 1:31.038 |
| 2      | 1 LAP    | 1:19.624 | 2      | 1 LAP  | 1:20.618 | 66     | 1 LAP  | 1:28.367 | 62     | 2 LAPS | 1:37.180 | 66     | 1 LAP  | 1:29.248 |
| 29     | 1:19.505 | 1:26.374 | 61     | 1 LAP  | 1:32.105 | 2      | 1 LAP  | 1:19.933 | 66     | 1 LAP  | 1:28.388 | 62     | 2 LAPS | 1:33.979 |
|        |          |          |        |        |          | 61     | 1 LAP  | 1:30.248 | 61     | 1 LAP  | 1:30.398 | 61     | 1 LAP  | 1:32.773 |

Weather : Sunny / Dry

msttimina.com

Page 3 of 3

Castle Combe  
Circuit Length = 1.8500 miles.  
Start: 15:33 End: 15:53

Printed - 15:55 Monday, 01 May 2006



## National Mobile Windscreens Castle Combe Saloon Car Championship

### QUALIFYING FOR RACE 3

| POS | NO | CL | DRIVER            | NAT | CAR                   | TIME     | LAPS | GAP    | MPH   |
|-----|----|----|-------------------|-----|-----------------------|----------|------|--------|-------|
| 1   | 98 | B  | Mark WYATT        |     | Vauxhall Astra        | 1:17.706 | 11   |        | 85.70 |
| 2   | 89 | A  | Keith MURRAY      |     | Audi A4 Quattro       | 1:18.411 | 12   | 0.705  | 84.93 |
| 3   | 87 | A  | Steve TURVEY      |     | Subaru Impreza Turbo  | 1:18.425 | 11   | 0.719  | 84.92 |
| 4   | 91 | B  | Gary PREBBLE      |     | Rover 220 Coupe Turbo | 1:18.952 | 11   | 1.246  | 84.35 |
| 5   | 65 | B  | Ilsa COX          |     | Peugeot 206 GTi       | 1:19.436 | 10   | 1.730  | 83.84 |
| 6   | 66 | A  | Paul ASHTON       |     | Subaru Impreza Turbo  | 1:19.484 | 11   | 1.778  | 83.79 |
| 7   | 71 | A  | Mark HARRISON     |     | Mitsubishi Evo 8      | 1:19.842 | 11   | 2.136  | 83.41 |
| 8   | 99 | B  | Ian CRAIG         |     | BMW M3                | 1:20.022 | 11   | 2.316  | 83.22 |
| 9   | 86 | B  | Angus DAWE        |     | BMW M3                | 1:20.324 | 11   | 2.618  | 82.91 |
| 10  | 64 | B  | Tony DOLLEY       |     | Peugeot 206 GTi       | 1:20.577 | 11   | 2.871  | 82.65 |
| 11  | 82 | B  | Ben URQUHART      |     | Peugeot 205 GTi       | 1:20.578 | 11   | 2.872  | 82.65 |
| 12  | 68 | B  | Nick MIZEN        |     | Rover 220 Turbo Coupe | 1:21.183 | 11   | 3.477  | 82.03 |
| 13  | 36 | C  | Nigel MARSH       |     | Vauxhall Corsa        | 1:21.365 | 11   | 3.659  | 81.85 |
| 14  | 33 | C  | Tony HUTCHINGS    |     | MG ZR                 | 1:22.796 | 10   | 5.090  | 80.43 |
| 15  | 95 | B  | Crispin THOMAS    |     | BMW M3                | 1:23.216 | 10   | 5.510  | 80.03 |
| 16  | 47 | C  | Simon SPEARING    |     | Peugeot 205 GTi       | 1:23.654 | 11   | 5.948  | 79.61 |
| 17  | 60 | C  | Paul GARDNER      |     | Citroen Saxo VTS      | 1:23.709 | 10   | 6.003  | 79.56 |
| 18  | 26 | C  | Jon HILL          |     | Peugeot 205           | 1:23.982 | 11   | 6.276  | 79.30 |
| 19  | 84 | B  | Carleton WILLIAMS |     | Peugeot 205 GTi       | 1:24.917 | 10   | 7.211  | 78.43 |
| 20  | 55 | B  | Bill BROCKBANK    |     | Seat Ibiza Cupra      | 1:26.317 | 4    | 8.611  | 77.15 |
| 21  | 46 | C  | Anne KING         |     | Ford Fiesta Si        | 1:26.768 | 10   | 9.062  | 76.75 |
| 22  | 77 | B  | Damian GRAY       |     | Volkswagen Vento VR6  | 1:26.950 | 10   | 9.244  | 76.59 |
| 23  | 1  | D  | R POYNTER-BROWN   |     | Vauxhall Corsa        | 1:28.794 | 10   | 11.088 | 75.00 |
| 24  | 70 | B  | Roy MILLER        |     | Volkswagen Vento VR6  | 1:28.855 | 10   | 11.149 | 74.95 |
| 25  | 63 | B  | Brian COX         |     | Peugeot 206 GTi       | 1:29.009 | 4    | 11.303 | 74.82 |
| 26  | 45 | C  | Robin BASTABLE    |     | Honda Civic - 0350638 | 1:29.611 | 6    | 11.905 | 74.32 |
| 27  | 42 | C  | Rick ROWLES       |     | Honda Civic           | 1:30.324 | 9    | 12.618 | 73.73 |
| 28  | 17 | D  | Oliver LEWIS      |     | Peugeot 106 XSi       | 1:31.390 | 10   | 13.684 | 72.87 |
| 29  | 10 | D  | Matt SKIDMORE     |     | Rover Mini            | 1:33.572 | 5    | 15.866 | 71.17 |
| 30  | 61 | B  | Aaron DELAMONT    |     | Seat Ibiza            | 1:36.539 | 4    | 18.833 | 68.98 |
| 31  | 19 | D  | Eddie BENTON      |     | Rover Mini Cooper     | 1:41.095 | 9    | 23.389 | 65.87 |
| 32  | 67 | B  | Terry THORNE      |     | Ford Focus RS         | 1:52.405 | 3    | 34.699 | 59.25 |

Weather : Sunny / Drying

These results are provisional until the conclusion of any judicial and technical matters.

Castle Combe

Circuit Length = 1.8500 miles.

Start: 09:02 End: 09:17

|                  |           |             |
|------------------|-----------|-------------|
| Clerk of Course: | Stewards: | Timekeeper: |
|------------------|-----------|-------------|

## National Mobile Windscreens Castle Combe Saloon Car Championship LAP ANALYSIS - QUALIFYING RACE 3

|                     |                        |                   |
|---------------------|------------------------|-------------------|
| <b>1</b>            | <b>R POYNTER-BROWN</b> | Vauxhall Corsa    |
| 1 - 6:42.834        | 6 - 1:32.850           |                   |
| 2 - 1:59.479        | 7 - 1:33.731           |                   |
| 3 - 1:38.106        | 8 - 1:32.530           |                   |
| 4 - 1:36.094        | 9 - <b>1:28.794</b>    |                   |
| 5 - 1:31.634        | 10 - 1:28.815          |                   |
| <b>10</b>           | <b>Matt SKIDMORE</b>   | Rover Mini        |
| 1 - X:00.000P       |                        |                   |
| 2 - 2:06.539        |                        |                   |
| 3 - 2:09.180        |                        |                   |
| 4 - 1:35.656        |                        |                   |
| 5 - <b>1:33.572</b> |                        |                   |
| <b>17</b>           | <b>Oliver LEWIS</b>    | Peugeot 106 XSi   |
| 1 - 7:08.842        | 6 - 1:33.057           |                   |
| 2 - 1:49.753        | 7 - 1:32.483           |                   |
| 3 - 1:39.207        | 8 - 1:32.775           |                   |
| 4 - 1:36.438        | 9 - <b>1:31.390</b>    |                   |
| 5 - 1:35.013        | 10 - 1:33.294          |                   |
| <b>19</b>           | <b>Eddie BENTON</b>    | Rover Mini Cooper |
| 1 - 7:04.894        | 6 - 1:42.012           |                   |
| 2 - 2:01.201        | 7 - 1:41.149           |                   |
| 3 - 1:45.916        | 8 - <b>1:41.095</b>    |                   |
| 4 - 1:41.465        | 9 - 1:43.306           |                   |
| 5 - 1:44.602        |                        |                   |
| <b>26</b>           | <b>Jon HILL</b>        | Peugeot 205       |
| 1 - 7:11.300        | 6 - 1:25.517           | 11 - 1:27.554     |
| 2 - 1:39.790        | 7 - 1:24.542           |                   |
| 3 - 1:31.588        | 8 - 1:25.494           |                   |
| 4 - 1:28.180        | 9 - 1:24.600           |                   |
| 5 - 1:26.171        | 10 - <b>1:23.982</b>   |                   |
| <b>33</b>           | <b>Tony HUTCHINGS</b>  | MG ZR             |
| 1 - 7:12.987        | 6 - 1:24.980           |                   |
| 2 - 1:41.968        | 7 - 1:24.079           |                   |
| 3 - 1:30.827        | 8 - 1:23.266           |                   |
| 4 - 1:26.685        | 9 - <b>1:22.796</b>    |                   |
| 5 - 1:26.365        | 10 - 1:23.326          |                   |
| <b>36</b>           | <b>Nigel MARSH</b>     | Vauxhall Corsa    |
| 1 - 7:22.274        | 6 - 1:25.636           | 11 - 1:22.218     |
| 2 - 1:51.004        | 7 - 1:23.494           |                   |
| 3 - 1:34.145        | 8 - 1:23.224           |                   |
| 4 - 1:29.559        | 9 - 1:22.361           |                   |
| 5 - 1:26.660        | 10 - <b>1:21.365</b>   |                   |

# National Mobile Windscreens Castle Combe Saloon Car Championship

## LAP ANALYSIS - QUALIFYING RACE 3

(contd.)

|                     |                       |                       |
|---------------------|-----------------------|-----------------------|
| <b>42</b>           | <b>Rick ROWLES</b>    | Honda Civic           |
| 1 - 7:43.097        | 6 - 1:34.354          |                       |
| 2 - 1:50.383        | 7 - 1:31.181          |                       |
| 3 - 1:40.438        | 8 - <b>1:30.324</b>   |                       |
| 4 - 1:50.431P       | 9 - 1:31.894          |                       |
| 5 - 2:53.169        |                       |                       |
| <b>45</b>           | <b>Robin BASTABLE</b> | Honda Civic - 0350638 |
| 1 - 7:55.834        | 6 - <b>1:29.611</b>   |                       |
| 2 - 1:41.489        |                       |                       |
| 3 - 1:35.177        |                       |                       |
| 4 - 1:31.980        |                       |                       |
| 5 - 1:31.603        |                       |                       |
| <b>46</b>           | <b>Anne KING</b>      | Ford Fiesta Si        |
| 1 - 7:21.515        | 6 - 1:32.656          |                       |
| 2 - 2:01.795        | 7 - 1:33.011          |                       |
| 3 - 1:39.656        | 8 - 1:27.710          |                       |
| 4 - 1:34.130        | 9 - 1:29.075          |                       |
| 5 - 1:36.852        | 10 - <b>1:26.768</b>  |                       |
| <b>47</b>           | <b>Simon SPEARING</b> | Peugeot 205 GTi       |
| 1 - 6:50.642        | 6 - 1:26.019          | 11 - <b>1:23.654</b>  |
| 2 - 1:36.693        | 7 - 1:24.555          |                       |
| 3 - 1:28.418        | 8 - 1:25.249          |                       |
| 4 - 1:26.450        | 9 - 1:24.404          |                       |
| 5 - 1:26.390        | 10 - 1:25.002         |                       |
| <b>55</b>           | <b>Bill BROCKBANK</b> | Seat Ibiza Cupra      |
| 1 - 7:31.397        |                       |                       |
| 2 - 1:40.871        |                       |                       |
| 3 - <b>1:26.317</b> |                       |                       |
| 4 - 1:44.564P       |                       |                       |
| <b>60</b>           | <b>Paul GARDNER</b>   | Citroen Saxo VTS      |
| 1 - 6:47.443        | 6 - 1:25.100          |                       |
| 2 - 1:52.071        | 7 - 1:24.939          |                       |
| 3 - 1:35.159        | 8 - 1:29.478          |                       |
| 4 - 1:28.834        | 9 - 1:24.717          |                       |
| 5 - 1:25.581        | 10 - <b>1:23.709</b>  |                       |
| <b>61</b>           | <b>Aaron DELAMONT</b> | Seat Ibiza            |
| 1 - 7:02.177        |                       |                       |
| 2 - 1:55.986        |                       |                       |
| 3 - 1:42.098        |                       |                       |
| 4 - <b>1:36.539</b> |                       |                       |

# National Mobile Windscreens Castle Combe Saloon Car Championship

## LAP ANALYSIS - QUALIFYING RACE 3

(contd.)

|   |                     |                       |
|---|---------------------|-----------------------|
| <b>63</b>   | <b>Brian COX</b>    | Peugeot 206 GTi       |
| 1 - 7:27.208<br>2 - 1:44.530<br>3 - 1:32.430<br>4 - <b>1:29.009</b>   |                     |                       |
| <b>64</b>   | <b>Tony DOLLEY</b>  | Peugeot 206 GTi       |
| 1 - 7:23.811    6 - 1:23.522    11 - 1:22.807<br>2 - 1:45.620    7 - 1:23.415<br>3 - 1:34.328    8 - 1:22.855<br>4 - 1:28.898    9 - 1:21.222<br>5 - 1:29.767    10 - <b>1:20.577</b> |                     |                       |
| <b>65</b>   | <b>Ilsa COX</b>     | Peugeot 206 GTi       |
| 1 - 7:47.674    6 - 1:25.278<br>2 - 1:55.130    7 - 1:23.327<br>3 - 1:30.500    8 - 1:20.843<br>4 - 1:29.311    9 - <b>1:19.436</b><br>5 - 1:29.598    10 - 1:19.920                  |                     |                       |
| <b>66</b>   | <b>Paul ASHTON</b>  | Subaru Impreza Turbo  |
| 1 - 7:43.501    6 - 1:20.747    11 - 1:21.786<br>2 - 1:44.685    7 - 1:20.293<br>3 - 1:28.932    8 - <b>1:19.484</b><br>4 - 1:22.949    9 - 1:19.871<br>5 - 1:24.386    10 - 1:19.568 |                     |                       |
| <b>67</b>   | <b>Terry THORNE</b> | Ford Focus RS         |
| 1 - 7:19.549<br>2 - 2:07.776<br>3 - <b>1:52.405</b>   |                     |                       |
| <b>68</b>   | <b>Nick MIZEN</b>   | Rover 220 Turbo Coupe |
| 1 - 7:15.349    6 - 1:22.389    11 - 1:21.797<br>2 - 1:43.041    7 - 1:21.203<br>3 - 1:29.713    8 - 1:23.247<br>4 - 1:25.893    9 - 1:21.699<br>5 - 1:24.258    10 - <b>1:21.183</b> |                     |                       |
| <b>70</b>   | <b>Roy MILLER</b>   | Volkswagen Vento VR6  |
| 1 - 7:33.120    6 - 1:30.038<br>2 - 1:49.227    7 - 1:29.874<br>3 - 1:34.815    8 - <b>1:28.855</b><br>4 - 1:35.206    9 - 1:30.127<br>5 - 1:33.131    10 - 1:29.038                  |                     |                       |

# National Mobile Windscreens Castle Combe Saloon Car Championship

## LAP ANALYSIS - QUALIFYING RACE 3

(contd.)

|              |                          |                      |
|--------------|--------------------------|----------------------|
| <b>71</b>    | <b>Mark HARRISON</b>     | Mitsubishi Evo 8     |
| 1 - 6:46.181 | 6 - 1:22.795             | 11 - 1:20.078        |
| 2 - 1:44.685 | 7 - 1:35.143             |                      |
| 3 - 1:31.497 | 8 - 1:22.648             |                      |
| 4 - 1:27.262 | 9 - <b>1:19.842</b>      |                      |
| 5 - 1:24.915 | 10 - 1:19.954            |                      |
| <b>77</b>    | <b>Damian GRAY</b>       | Volkswagen Vento VR6 |
| 1 - 7:46.211 | 6 - 1:29.895             |                      |
| 2 - 1:49.475 | 7 - <b>1:26.950</b>      |                      |
| 3 - 1:35.350 | 8 - 1:27.724             |                      |
| 4 - 1:29.501 | 9 - 1:27.160             |                      |
| 5 - 1:30.591 | 10 - 1:28.380            |                      |
| <b>82</b>    | <b>Ben URQUHART</b>      | Peugeot 205 GTi      |
| 1 - 7:16.483 | 6 - 1:25.204             | 11 - 1:22.581        |
| 2 - 1:58.076 | 7 - 1:22.411             |                      |
| 3 - 1:34.341 | 8 - 1:22.306             |                      |
| 4 - 1:27.373 | 9 - 1:21.494             |                      |
| 5 - 1:26.787 | 10 - <b>1:20.578</b>     |                      |
| <b>84</b>    | <b>Carleton WILLIAMS</b> | Peugeot 205 GTi      |
| 1 - 7:49.266 | 6 - 1:30.847             |                      |
| 2 - 1:49.113 | 7 - 1:30.245             |                      |
| 3 - 1:38.294 | 8 - 1:24.994             |                      |
| 4 - 1:32.458 | 9 - <b>1:24.917</b>      |                      |
| 5 - 1:27.343 | 10 - 1:25.440            |                      |
| <b>86</b>    | <b>Angus DAWE</b>        | BMW M3               |
| 1 - 7:35.022 | 6 - 1:23.037             | 11 - 1:25.299        |
| 2 - 1:38.812 | 7 - 1:22.255             |                      |
| 3 - 1:30.699 | 8 - 1:21.786             |                      |
| 4 - 1:24.078 | 9 - 1:20.924             |                      |
| 5 - 1:22.458 | 10 - <b>1:20.324</b>     |                      |
| <b>87</b>    | <b>Steve TURVEY</b>      | Subaru Impreza Turbo |
| 1 - 6:48.987 | 6 - 1:36.704             | 11 - <b>1:18.425</b> |
| 2 - 1:42.401 | 7 - 1:19.728             |                      |
| 3 - 1:27.456 | 8 - 1:20.045             |                      |
| 4 - 1:24.611 | 9 - 1:18.492             |                      |
| 5 - 1:31.495 | 10 - 1:19.569            |                      |
| <b>89</b>    | <b>Keith MURRAY</b>      | Audi A4 Quattro      |
| 1 - 6:41.202 | 6 - 1:21.645             | 11 - <b>1:18.411</b> |
| 2 - 1:44.933 | 7 - 1:20.577             | 12 - 1:19.048        |
| 3 - 1:27.770 | 8 - 1:20.182             |                      |
| 4 - 1:23.223 | 9 - 1:21.055             |                      |
| 5 - 1:23.702 | 10 - 1:18.438            |                      |


## National Mobile Windscreens Castle Combe Saloon Car Championship LAP ANALYSIS - QUALIFYING RACE 3

(contd.)

|           |                       |                       |                 |                      |
|-----------|-----------------------|-----------------------|-----------------|----------------------|
| <b>91</b> | <b>Gary PREBBLE</b>   | Rover 220 Coupe Turbo |                 |                      |
| 1 -       | 7:39.003              | 6 -                   | 1:22.963        | 11 - 1:30.537        |
| 2 -       | 1:48.681              | 7 -                   | 1:20.220        |                      |
| 3 -       | 1:28.086              | 8 -                   | <b>1:18.952</b> |                      |
| 4 -       | 1:23.494              | 9 -                   | 1:19.911        |                      |
| 5 -       | 1:24.769              | 10 -                  | 1:19.662        |                      |
| <b>95</b> | <b>Crispin THOMAS</b> | BMW M3                |                 |                      |
| 1 -       | 7:37.923              | 6 -                   | 1:24.627        |                      |
| 2 -       | 1:51.866              | 7 -                   | 1:26.186        |                      |
| 3 -       | 1:31.829              | 8 -                   | 1:24.406        |                      |
| 4 -       | 1:29.106              | 9 -                   | <b>1:23.216</b> |                      |
| 5 -       | 1:25.880              | 10 -                  | 1:23.495        |                      |
| <b>98</b> | <b>Mark WYATT</b>     | Vauxhall Astra        |                 |                      |
| 1 -       | 6:42.634              | 6 -                   | 1:21.790        | 11 - <b>1:17.706</b> |
| 2 -       | 1:40.616              | 7 -                   | 1:18.606        |                      |
| 3 -       | 1:25.858              | 8 -                   | 1:18.501        |                      |
| 4 -       | 1:31.983              | 9 -                   | 1:27.314        |                      |
| 5 -       | 1:23.663              | 10 -                  | 1:18.946        |                      |
| <b>99</b> | <b>Ian CRAIG</b>      | BMW M3                |                 |                      |
| 1 -       | 6:52.824              | 6 -                   | 1:22.325        | 11 - <b>1:20.022</b> |
| 2 -       | 1:47.239              | 7 -                   | 1:23.482        |                      |
| 3 -       | 1:31.044              | 8 -                   | 1:20.160        |                      |
| 4 -       | 1:22.561              | 9 -                   | 1:20.954        |                      |
| 5 -       | 1:21.718              | 10 -                  | 1:20.288        |                      |

# National Mobile Windscreens Castle Combe Saloon Car Championship

## GRID FOR RACE 3

|  |                 |              |
|--|-----------------|--------------|
| ROW 16   | 19 BENTON       | 67 THORNE    |
| ROW 15   | 10 SKIDMORE     | 61 DELAMONT  |
| ROW 14   | 42 ROWLES       | 17 LEWIS     |
| ROW 13   | 63 COX          | 45 BASTABLE  |
| ROW 12   | 1 POYNTER-BROWN | 70 MILLER    |
| ROW 11   | 46 KING         | 77 GRAY      |
| ROW 10   | 84 WILLIAMS     | 55 BROCKBANK |
| ROW 9  | 60 GARDNER      | 26 HILL      |
| ROW 8  | 95 THOMAS       | 47 SPEARING  |
| ROW 7  | 36 MARSH        | 33 HUTCHINGS |
| ROW 6  | 82 URQUHART     | 68 MIZEN     |
| ROW 5  | 86 DAWE         | 64 DOLLEY    |
| ROW 4  | 71 HARRISON     | 99 CRAIG     |
| ROW 3  | 65 COX          | 66 ASHTON    |
| ROW 2  | 87 TURVEY       | 91 PREBBLE   |
| ROW 1  | 98 WYATT        | 89 MURRAY    |
|  | <b>POLE</b>     |              |
|  |                 |              |

Weather : Sunny / Drying

These results are provisional until the conclusion of any judicial and technical matters.

Castle Combe

Circuit Length = 1.8500 miles.

Start: 09:02 End: 09:17

|                  |           |             |
|------------------|-----------|-------------|
| Clerk of Course: | Stewards: | Timekeeper: |
|------------------|-----------|-------------|

## National Mobile Windscreens Castle Combe Saloon Car Championship

### PROVISIONAL RESULT - RACE 3

| POS | NO | CL | DRIVER          | NAT | CAR                   | TIME      | LAPS | GAP      | MPH   | BEST     |
|-----|----|----|-----------------|-----|-----------------------|-----------|------|----------|-------|----------|
| 1   | 89 | A  | Keith MURRAY    |     | Audi A4 Quattro       | 15:37.514 | 12   |          | 85.24 | 1:16.296 |
| 2   | 98 | B  | Mark WYATT      |     | Vauxhall Astra        | 15:39.649 | 12   | 2.135    | 85.05 | 1:16.204 |
| 3   | 65 | B  | Ilsa COX        |     | Peugeot 206 GTi       | 16:03.769 | 12   | 26.255   | 82.92 | 1:18.527 |
| 4   | 64 | B  | Tony DOLLEY     |     | Peugeot 206 GTi       | 16:06.875 | 12   | 29.361   | 82.65 | 1:18.952 |
| 5   | 99 | B  | Ian CRAIG       |     | BMW M3                | 16:12.201 | 12   | 34.687   | 82.20 | 1:19.965 |
| 6   | 86 | B  | Angus DAWE      |     | BMW M3                | 16:13.936 | 12   | 36.422   | 82.05 | 1:19.805 |
| 7   | 71 | A  | Mark HARRISON   |     | Mitsubishi Evo 8      | 16:14.319 | 12   | 36.805   | 82.02 | 1:17.259 |
| 8   | 68 | B  | Nick MIZEN      |     | Rover 220 Turbo Coupe | 16:16.285 | 12   | 38.771   | 81.86 | 1:19.738 |
| 9   | 82 | B  | Ben URQUHART    |     | Peugeot 205 GTi       | 16:24.201 | 12   | 46.687   | 81.20 | 1:20.519 |
| 10  | 36 | C  | Nigel MARSH     |     | Vauxhall Corsa        | 16:26.105 | 12   | 48.591   | 81.04 | 1:20.732 |
| 11  | 95 | B  | Crispin THOMAS  |     | BMW M3                | 16:28.727 | 12   | 51.213   | 80.83 | 1:20.386 |
| 12  | 67 | B  | Terry THORNE    |     | Ford Focus RS         | 16:41.522 | 12   | 1:04.008 | 79.79 | 1:21.107 |
| 13  | 33 | C  | Tony HUTCHINGS  |     | MG ZR                 | 16:46.760 | 12   | 1:09.246 | 79.38 | 1:22.428 |
| 14  | 60 | C  | Paul GARDNER    |     | Citroen Saxo VTS      | 15:45.188 | 11   | 1 LAP    | 77.50 | 1:22.846 |
| 15  | 26 | C  | Jon HILL        |     | Peugeot 205           | 15:48.622 | 11   | 1 LAP    | 77.22 | 1:22.398 |
| 16  | 47 | C  | Simon SPEARING  |     | Peugeot 205 GTi       | 15:52.683 | 11   | 1 LAP    | 76.89 | 1:23.567 |
| 17  | 77 | B  | Damian GRAY     |     | Volkswagen Vento VR6  | 16:02.230 | 11   | 1 LAP    | 76.13 | 1:24.486 |
| 18  | 70 | B  | Roy MILLER      |     | Volkswagen Vento VR6  | 16:35.615 | 11   | 1 LAP    | 73.58 | 1:26.083 |
| 19  | 1  | D  | R POYNTER-BROWN |     | Vauxhall Corsa        | 16:42.811 | 11   | 1 LAP    | 73.05 | 1:27.621 |
| 20  | 46 | C  | Anne KING       |     | Ford Fiesta Si        | 16:51.862 | 11   | 1 LAP    | 72.40 | 1:25.398 |
| 21  | 42 | C  | Rick ROWLES     |     | Honda Civic           | 17:01.517 | 11   | 1 LAP    | 71.71 | 1:29.066 |
| 22  | 61 | B  | Aaron DELAMONT  |     | Seat Ibiza            | 17:02.615 | 11   | 1 LAP    | 71.64 | 1:29.374 |
| 23  | 19 | D  | Eddie BENTON    |     | Rover Mini Cooper     | 17:01.540 | 10   | 2 LAPS   | 65.19 | 1:39.214 |

#### NOT CLASSIFIED

|    |   |                   |  |                       |           |    |        |       |          |
|----|---|-------------------|--|-----------------------|-----------|----|--------|-------|----------|
| 55 | B | Bill BROCKBANK    |  | Seat Ibiza Cupra      | 15:36.431 | 11 | D.N.F. | 78.23 | 1:19.265 |
| 63 | B | Brian COX         |  | Peugeot 206 GTi       | 13:14.907 | 9  | D.N.F. | 75.40 | 1:21.312 |
| 91 | B | Gary PREBBLE      |  | Rover 220 Coupe Turbo | 8:07.363  | 6  | D.N.F. | 81.99 | 1:18.431 |
| 17 | D | Oliver LEWIS      |  | Peugeot 106 XSi       | 9:20.386  | 6  | D.N.F. | 71.30 | 1:29.462 |
| 84 | B | Carleton WILLIAMS |  | Peugeot 205 GTi       | 7:40.617  | 5  | D.N.F. | 72.29 | 1:23.562 |
| 87 | A | Steve TURVEY      |  | Subaru Impreza Turbo  | 2:42.193  | 2  | D.N.F. | 82.12 | 1:18.455 |
| 10 | D | Matt SKIDMORE     |  | Rover Mini            | 3:20.504  | 2  | D.N.F. | 66.43 | 1:32.477 |
| 66 | A | Paul ASHTON       |  | Subaru Impreza Turbo  |           | 0  | D.N.F. | N/A   |          |

#### FASTEST LAP

|    |   |                 |  |                 |          |    |          |           |
|----|---|-----------------|--|-----------------|----------|----|----------|-----------|
| 98 | B | Mark WYATT      |  | Vauxhall Astra  | 1:16.204 | 6  | 87.39mph | 140.65kph |
| 89 | A | Keith MURRAY    |  | Audi A4 Quattro | 1:16.296 | 12 | 87.29mph | 140.48kph |
| 36 | C | Nigel MARSH     |  | Vauxhall Corsa  | 1:20.732 | 2  | 82.49mph | 132.76kph |
| 1  | D | R POYNTER-BROWN |  | Vauxhall Corsa  | 1:27.621 | 5  | 76.00mph | 122.32kph |

Weather : Sunny / Dry

These results are provisional until the conclusion of any judicial and technical matters.

Castle Combe

Circuit Length = 1.8500 miles.

Start: 13:38 End: 13:53

|                  |           |             |
|------------------|-----------|-------------|
| Clerk of Course: | Stewards: | Timekeeper: |
|------------------|-----------|-------------|



## National Mobile Windscreens Castle Combe Saloon Car Championship

### LAP CHART FOR RACE 3

| Lap 1 |        |          | Lap 2 |        |          | Lap 3 |        |          | Lap 4 |          |          | Lap 5 |          |          |
|-------|--------|----------|-------|--------|----------|-------|--------|----------|-------|----------|----------|-------|----------|----------|
| No    | Behind | Laptime  | No    | Behind | Laptime  | No    | Behind | Laptime  | No    | Behind   | Laptime  | No    | Behind   | Laptime  |
| 87    |        | 1:23.738 | 87    |        | 1:18.455 | 89    |        | 1:17.352 | 89    |          | 1:17.658 | 89    |          | 1:18.513 |
| 71    | 1.253  | 1:24.991 | 89    | 1.041  | 1:17.942 | 91    | 3.746  | 1:19.276 | 19    | 1 LAP    | 1:41.242 | 98    | 4.219    | 1:18.081 |
| 89    | 1.554  | 1:25.292 | 91    | 2.863  | 1:19.274 | 98    | 3.968  | 1:19.150 | 91    | 4.519    | 1:18.431 | 91    | 5.178    | 1:19.172 |
| 98    | 1.906  | 1:25.644 | 71    | 2.955  | 1:20.157 | 65    | 6.091  | 1:18.527 | 98    | 4.651    | 1:18.341 | 65    | 7.631    | 1:18.981 |
| 91    | 2.044  | 1:25.782 | 98    | 3.211  | 1:19.760 | 86    | 8.187  | 1:20.318 | 65    | 7.163    | 1:18.730 | 99    | 12.918   | 1:20.132 |
| 86    | 3.703  | 1:27.441 | 65    | 5.957  | 1:20.321 | 99    | 8.621  | 1:19.965 | 99    | 11.299   | 1:20.336 | 64    | 13.554   | 1:19.687 |
| 65    | 4.091  | 1:27.829 | 86    | 6.262  | 1:21.014 | 68    | 9.039  | 1:20.200 | 86    | 11.722   | 1:21.193 | 86    | 14.569   | 1:21.360 |
| 99    | 4.421  | 1:28.159 | 99    | 7.049  | 1:21.083 | 64    | 9.325  | 1:19.029 | 64    | 12.380   | 1:20.713 | 68    | 14.889   | 1:20.939 |
| 68    | 4.953  | 1:28.691 | 68    | 7.232  | 1:20.734 | 36    | 14.211 | 1:22.029 | 68    | 12.463   | 1:21.082 | 82    | 20.630   | 1:20.767 |
| 33    | 6.701  | 1:30.439 | 64    | 8.689  | 1:19.624 | 82    | 14.637 | 1:21.244 | 36    | 17.999   | 1:21.446 | 36    | 20.957   | 1:21.471 |
| 64    | 7.520  | 1:31.258 | 36    | 10.575 | 1:20.732 | 33    | 16.227 | 1:23.330 | 82    | 18.376   | 1:21.397 | 95    | 22.740   | 1:20.700 |
| 36    | 8.298  | 1:32.036 | 33    | 11.290 | 1:23.044 | 95    | 16.625 | 1:22.638 | 95    | 20.553   | 1:21.586 | 19    | 1 LAP    | 1:41.052 |
| 82    | 9.222  | 1:32.960 | 82    | 11.786 | 1:21.019 | 55    | 18.354 | 1:21.005 | 33    | 21.779   | 1:23.210 | 55    | 24.749   | 1:20.606 |
| 95    | 9.711  | 1:33.449 | 95    | 12.380 | 1:21.124 | 71    | 22.033 | 1:37.471 | 55    | 22.656   | 1:21.960 | 71    | 26.846   | 1:21.850 |
| 60    | 10.911 | 1:34.649 | 60    | 15.302 | 1:22.846 | 67    | 22.638 | 1:23.381 | 71    | 23.509   | 1:19.134 | 33    | 27.168   | 1:23.902 |
| 55    | 12.829 | 1:36.567 | 55    | 15.742 | 1:21.368 | 60    | 23.975 | 1:27.066 | 67    | 27.075   | 1:22.095 | 67    | 29.775   | 1:21.213 |
| 67    | 14.668 | 1:38.406 | 67    | 17.650 | 1:21.437 | 63    | 29.254 | 1:23.902 | 60    | 30.074   | 1:23.757 | 60    | 35.537   | 1:23.976 |
| 46    | 15.631 | 1:39.369 | 46    | 22.574 | 1:25.398 | 46    | 29.762 | 1:25.581 | 63    | 34.205   | 1:22.609 | 63    | 37.155   | 1:21.463 |
| 84    | 16.212 | 1:39.950 | 84    | 22.769 | 1:25.012 | 84    | 30.314 | 1:25.938 | 84    | 36.218   | 1:23.562 | 47    | 48.831   | 1:24.132 |
| 63    | 19.746 | 1:43.484 | 63    | 23.745 | 1:22.454 | 47    | 37.123 | 1:24.263 | 47    | 43.212   | 1:23.747 | 26    | 51.148   | 1:24.375 |
| 61    | 20.789 | 1:44.527 | 77    | 28.930 | 1:25.264 | 26    | 38.626 | 1:23.736 | 26    | 45.286   | 1:24.318 | 77    | 56.837   | 1:26.249 |
| 1     | 21.949 | 1:45.687 | 47    | 31.253 | 1:25.861 | 77    | 40.400 | 1:29.863 | 46    | 46.448   | 1:34.344 | 46    | 58.800   | 1:30.865 |
| 77    | 22.121 | 1:45.859 | 1     | 33.122 | 1:29.628 | 1     | 42.943 | 1:28.214 | 77    | 49.101   | 1:26.359 | 1     | 1:03.380 | 1:27.621 |
| 17    | 23.235 | 1:46.973 | 26    | 33.283 | 1:25.586 | 61    | 48.905 | 1:31.146 | 1     | 54.272   | 1:28.987 | 84    | 1:03.860 | 1:46.155 |
| 47    | 23.847 | 1:47.585 | 61    | 36.152 | 1:33.818 | 17    | 49.042 | 1:31.110 | 42    | 1:02.151 | 1:30.120 | 70    | 1:10.967 | 1:26.586 |
| 10    | 24.289 | 1:48.027 | 17    | 36.325 | 1:31.545 | 42    | 49.689 | 1:29.066 | 17    | 1:02.618 | 1:31.234 | 17    | 1:13.567 | 1:29.462 |
| 42    | 24.815 | 1:48.553 | 10    | 38.311 | 1:32.477 | 70    | 52.526 | 1:31.527 | 70    | 1:02.894 | 1:28.026 | 42    | 1:13.946 | 1:30.308 |
| 70    | 25.333 | 1:49.071 | 42    | 39.016 | 1:32.656 |       |        |          | 61    | 1:05.640 | 1:34.393 |       |          |          |
| 26    | 26.152 | 1:49.890 | 70    | 39.392 | 1:32.514 |       |        |          |       |          |          |       |          |          |
| 19    | 33.703 | 1:57.441 | 19    | 56.417 | 1:41.169 |       |        |          |       |          |          |       |          |          |

# National Mobile Windscreens Castle Combe Saloon Car Championship

## LAP CHART FOR RACE 3

(contd.)

| Lap 6 |          |          | Lap 7 |          |          | Lap 8 |          |          | Lap 9 |          |          | Lap 10 |          |           |
|-------|----------|----------|-------|----------|----------|-------|----------|----------|-------|----------|----------|--------|----------|-----------|
| No    | Behind   | Laptime  | No    | Behind   | Laptime  | No    | Behind   | Laptime  | No    | Behind   | Laptime  | No     | Behind   | Laptime   |
| 89    |          | 1:17.677 | 89    |          | 1:18.034 | 89    |          | 1:17.386 | 89    |          | 1:17.380 | 89     |          | 1:16.852  |
| 61    | 1 LAP    | 1:31.548 | 70    | 1 LAP    | 1:26.083 | 98    | 2.523    | 1:17.261 | 77    | 1 LAP    | 1:25.092 | 98     | 1.427    | 1:16.460  |
| 98    | 2.746    | 1:16.204 | 98    | 2.648    | 1:17.936 | 46    | 1 LAP    | 1:32.637 | 98    | 1.819    | 1:16.676 | 77     | 1 LAP    | 1:24.563  |
| 65    | 8.758    | 1:18.804 | 17    | 1 LAP    | 1:30.062 | 1     | 1 LAP    | 1:31.100 | 19    | 2 LAPS   | 1:40.401 | 63     | 1 LAP    | 1:54.463P |
| 91    | 12.929   | 1:25.428 | 65    | 9.331    | 1:18.607 | 70    | 1 LAP    | 1:27.360 | 65    | 16.461   | 1:21.975 | 65     | 21.122   | 1:21.513  |
| 64    | 16.376   | 1:20.499 | 42    | 1 LAP    | 1:32.009 | 65    | 11.866   | 1:19.921 | 64    | 22.029   | 1:19.713 | 64     | 24.741   | 1:19.564  |
| 99    | 16.734   | 1:21.493 | 61    | 1 LAP    | 1:31.737 | 64    | 19.696   | 1:19.455 | 70    | 1 LAP    | 1:28.818 | 99     | 27.570   | 1:20.183  |
| 86    | 17.096   | 1:20.204 | 64    | 17.627   | 1:19.285 | 99    | 21.512   | 1:20.222 | 99    | 24.239   | 1:20.107 | 86     | 30.169   | 1:20.728  |
| 68    | 17.489   | 1:20.277 | 99    | 18.676   | 1:19.976 | 42    | 1 LAP    | 1:29.722 | 1     | 1 LAP    | 1:32.617 | 68     | 30.641   | 1:20.907  |
| 82    | 23.718   | 1:20.765 | 86    | 19.487   | 1:20.425 | 86    | 22.601   | 1:20.500 | 86    | 26.293   | 1:21.072 | 71     | 34.308   | 1:18.881  |
| 36    | 24.161   | 1:20.881 | 68    | 19.837   | 1:20.382 | 68    | 23.302   | 1:20.851 | 68    | 26.586   | 1:20.664 | 70     | 1 LAP    | 1:29.261  |
| 95    | 25.449   | 1:20.386 | 82    | 26.203   | 1:20.519 | 82    | 29.477   | 1:20.660 | 46    | 1 LAP    | 1:38.951 | 82     | 38.215   | 1:21.177  |
| 55    | 26.536   | 1:19.464 | 36    | 26.942   | 1:20.815 | 61    | 1 LAP    | 1:33.144 | 71    | 32.279   | 1:18.731 | 19     | 2 LAPS   | 1:40.545  |
| 71    | 27.388   | 1:18.219 | 71    | 29.849   | 1:20.495 | 36    | 30.637   | 1:21.081 | 82    | 33.890   | 1:21.793 | 1      | 1 LAP    | 1:29.822  |
| 33    | 32.698   | 1:23.207 | 95    | 30.409   | 1:22.994 | 71    | 30.928   | 1:18.465 | 36    | 34.718   | 1:21.461 | 36     | 39.261   | 1:21.395  |
| 67    | 33.647   | 1:21.549 | 55    | 30.533   | 1:22.031 | 55    | 32.412   | 1:19.265 | 55    | 35.281   | 1:20.249 | 55     | 40.306   | 1:21.877  |
| 63    | 41.312   | 1:21.834 | 67    | 38.588   | 1:22.975 | 95    | 33.624   | 1:20.601 | 95    | 37.257   | 1:21.013 | 95     | 41.521   | 1:21.116  |
| 60    | 43.639   | 1:25.779 | 33    | 39.385   | 1:24.721 | 67    | 42.659   | 1:21.457 | 42    | 1 LAP    | 1:34.538 | 46     | 1 LAP    | 1:30.726  |
| 19    | 1 LAP    | 1:40.341 | 63    | 44.590   | 1:21.312 | 33    | 44.427   | 1:22.428 | 61    | 1 LAP    | 1:32.402 | 67     | 52.543   | 1:22.140  |
| 47    | 55.055   | 1:23.901 | 60    | 52.363   | 1:26.758 | 63    | 50.590   | 1:23.386 | 67    | 47.255   | 1:21.976 | 33     | 56.428   | 1:23.399  |
| 26    | 55.869   | 1:22.398 | 26    | 1:02.376 | 1:24.541 | 60    | 1:01.425 | 1:26.448 | 33    | 49.881   | 1:22.834 | 42     | 1 LAP    | 1:35.216  |
| 77    | 1:04.061 | 1:24.901 | 47    | 1:02.822 | 1:25.801 | 26    | 1:08.828 | 1:23.838 | 60    | 1:09.710 | 1:25.665 | 61     | 1 LAP    | 1:30.777  |
| 46    | 1:13.197 | 1:32.074 | 19    | 1 LAP    | 1:40.278 | 47    | 1:09.639 | 1:24.203 | 26    | 1:15.127 | 1:23.679 | 60     | 1:16.484 | 1:23.626  |
| 1     | 1:15.345 | 1:29.642 | 77    | 1:11.118 | 1:25.091 |       |          |          | 47    | 1:15.826 | 1:23.567 |        |          |           |

# National Mobile Windscreens Castle Combe Saloon Car Championship

## LAP CHART FOR RACE 3

(contd.)

| Lap 11 |          |           | Lap 12 |          |          | Lap 13 |        |         | Lap 14 |        |         | Lap 15 |        |         |
|--------|----------|-----------|--------|----------|----------|--------|--------|---------|--------|--------|---------|--------|--------|---------|
| No     | Behind   | Laptime   | No     | Behind   | Laptime  | No     | Behind | Laptime | No     | Behind | Laptime | No     | Behind | Laptime |
| 89     |          | 1:17.132  | 89     |          | 1:16.296 |        |        |         |        |        |         |        |        |         |
| 98     | 1.054    | 1:16.759  | 98     | 2.135    | 1:17.377 |        |        |         |        |        |         |        |        |         |
| 26     | 1 LAP    | 1:22.857  | 60     | 1 LAP    | 1:24.618 |        |        |         |        |        |         |        |        |         |
| 47     | 1 LAP    | 1:23.802  | 26     | 1 LAP    | 1:23.404 |        |        |         |        |        |         |        |        |         |
| 77     | 1 LAP    | 1:24.503  | 47     | 1 LAP    | 1:25.821 |        |        |         |        |        |         |        |        |         |
| 65     | 23.195   | 1:19.205  | 77     | 1 LAP    | 1:24.486 |        |        |         |        |        |         |        |        |         |
| 64     | 26.705   | 1:19.096  | 65     | 26.255   | 1:19.356 |        |        |         |        |        |         |        |        |         |
| 99     | 30.689   | 1:20.251  | 64     | 29.361   | 1:18.952 |        |        |         |        |        |         |        |        |         |
| 86     | 32.842   | 1:19.805  | 99     | 34.687   | 1:20.294 |        |        |         |        |        |         |        |        |         |
| 68     | 33.247   | 1:19.738  | 86     | 36.422   | 1:19.876 |        |        |         |        |        |         |        |        |         |
| 71     | 34.435   | 1:17.259  | 71     | 36.805   | 1:18.666 |        |        |         |        |        |         |        |        |         |
| 82     | 42.257   | 1:21.174  | 68     | 38.771   | 1:21.820 |        |        |         |        |        |         |        |        |         |
| 36     | 43.818   | 1:21.689  | 82     | 46.687   | 1:20.726 |        |        |         |        |        |         |        |        |         |
| 95     | 47.123   | 1:22.734  | 36     | 48.591   | 1:21.069 |        |        |         |        |        |         |        |        |         |
| 70     | 1 LAP    | 1:29.687  | 95     | 51.213   | 1:20.386 |        |        |         |        |        |         |        |        |         |
| 1      | 1 LAP    | 1:30.546  | 70     | 1 LAP    | 1:26.682 |        |        |         |        |        |         |        |        |         |
| 67     | 59.197   | 1:23.786  | 67     | 1:04.008 | 1:21.107 |        |        |         |        |        |         |        |        |         |
| 46     | 1 LAP    | 1:31.269  | 1      | 1 LAP    | 1:28.947 |        |        |         |        |        |         |        |        |         |
| 19     | 2 LAPS   | 1:39.857  | 33     | 1:09.246 | 1:23.466 |        |        |         |        |        |         |        |        |         |
| 33     | 1:02.076 | 1:22.780  | 46     | 1 LAP    | 1:30.648 |        |        |         |        |        |         |        |        |         |
| 42     | 1 LAP    | 1:30.179  | 42     | 1 LAP    | 1:29.150 |        |        |         |        |        |         |        |        |         |
| 61     | 1 LAP    | 1:29.374  | 19     | 2 LAPS   | 1:39.214 |        |        |         |        |        |         |        |        |         |
| 55     | 1:15.213 | 1:52.039P | 61     | 1 LAP    | 1:29.749 |        |        |         |        |        |         |        |        |         |

Weather : Sunny / Dry

msttimina.com

Page 3 of 3

Castle Combe  
 Circuit Length = 1.8500 miles.  
 Start: 13:38 End: 13:53  
 Printed - 13:57 Monday, 01 May 2006

## Melton Concrete Products Castle Combe FF1600 Championship QUALIFYING FOR RACE 1

| POS | NO | CL | DRIVER           | NAT | CAR                | TIME     | LAPS | GAP   | MPH   |
|-----|----|----|------------------|-----|--------------------|----------|------|-------|-------|
| 1   | 9  | A  | Edward MOORE     |     | Van Diemen RF99-01 | 1:12.253 | 11   |       | 92.17 |
| 2   | 1  | A  | Matt RIVETT      |     | Ray GR97           | 1:12.673 | 14   | 0.420 | 91.64 |
| 3   | 6  | B  | Pat BLAKENEY     |     | Vector MG95        | 1:12.786 | 17   | 0.533 | 91.50 |
| 4   | 3  | B  | Paul BARNES      |     | Swift SC92         | 1:12.939 | 17   | 0.686 | 91.30 |
| 5   | 7  | A  | Brian SOULE      |     | Van Diemen RF00    | 1:13.090 | 17   | 0.837 | 91.12 |
| 6   | 22 | B  | Steven JENSEN    |     | Swift SC92         | 1:13.403 | 17   | 1.150 | 90.73 |
| 7   | 5  | B  | Bob HIGGINS      |     | Van Diemen RF91    | 1:13.506 | 16   | 1.253 | 90.60 |
| 8   | 11 | B  | Ben NORTON       |     | Swift SC92         | 1:13.510 | 16   | 1.257 | 90.60 |
| 9   | 2  | A  | Nick JONES       |     | Van Diemen RF01    | 1:13.673 | 17   | 1.420 | 90.39 |
| 10  | 4  | C  | Chris ACTON      |     | Reynard FF89       | 1:13.726 | 16   | 1.473 | 90.33 |
| 11  | 10 | B  | Alan HAMILTON    |     | Swift SC92         | 1:13.901 | 13   | 1.648 | 90.12 |
| 12  | 79 | A  | Matthew DOCHERTY |     | Mygale SJ00        | 1:14.153 | 9    | 1.900 | 89.81 |
| 13  | 15 | B  | Andrew JONES     |     | Swift SC92         | 1:14.153 | 16   | 1.900 | 89.81 |
| 14  | 12 | B  | Matthew DARCY    |     | Swift SC92F        | 1:14.302 | 12   | 2.049 | 89.63 |
| 15  | 23 | A  | Matt GREEN       |     | Mygale SJ02        | 1:14.526 | 15   | 2.273 | 89.36 |
| 16  | 20 | B  | Rich WADNER      |     | Swift SC92         | 1:14.866 | 13   | 2.613 | 88.95 |
| 17  | 27 | B  | Shaun MACKLIN    |     | Swift SC92         | 1:15.071 | 16   | 2.818 | 88.71 |
| 18  | 69 | C  | Jim HAMILTON     |     | Van Diemen RF89    | 1:15.229 | 16   | 2.976 | 88.53 |
| 19  | 76 | C  | Stephen GIBBINS  |     | Van Diemen RF88    | 1:15.378 | 13   | 3.125 | 88.35 |
| 20  | 55 | C  | Andrew MILES     |     | Van Diemen RF88    | 1:15.484 | 16   | 3.231 | 88.23 |
| 21  | 67 | C  | Nigel WARD       |     | Van Diemen RF89    | 1:15.517 | 16   | 3.264 | 88.19 |
| 22  | 66 | B  | Matt McKILLOP    |     | Swift SC95         | 1:15.562 | 16   | 3.309 | 88.14 |
| 23  | 74 | C  | Richard WATKINS  |     | Van Diemen RF89    | 1:15.651 | 15   | 3.398 | 88.03 |
| 24  | 8  | B  | Michael BRADLEY  |     | Van Diemen RF90    | 1:15.694 | 16   | 3.441 | 87.98 |
| 25  | 81 | A  | Wayne POOLE      |     | Mygale SJ01        | 1:15.822 | 16   | 3.569 | 87.83 |
| 26  | 54 | C  | Steve HAWKINS    |     | Van Diemen RF88    | 1:15.838 | 16   | 3.585 | 87.81 |
| 27  | 14 | B  | Glen FINN        |     | Swift SC92         | 1:16.066 | 10   | 3.813 | 87.55 |
| 28  | 19 | B  | Roly HAMBLIN     |     | Swift SC95         | 1:16.987 | 16   | 4.734 | 86.50 |
| 29  | 80 | C  | Steve LOWDON     |     | Van Diemen RF89    | 1:18.526 | 15   | 6.273 | 84.81 |
| 30  | 82 | C  | Matt DEVENISH    |     | Van Diemen RF89    | 1:18.745 | 13   | 6.492 | 84.57 |
| 31  | 70 | C  | Pete DICCOX      |     | Van Diemen RF89    | 1:21.408 | 7    | 9.155 | 81.81 |
| 32  | 88 | C  | Andrew BANFIELD  |     | Mondiale F89       | 1:21.751 | 5    | 9.498 | 81.46 |

Weather : Sunny / Drying

These results are provisional until the conclusion of any judicial and technical matters.

Castle Combe

Circuit Length = 1.8500 miles.

Start: 09:24 End: 09:44

|                  |           |             |
|------------------|-----------|-------------|
| Clerk of Course: | Stewards: | Timekeeper: |
|------------------|-----------|-------------|

## Melton Concrete Products Castle Combe FF1600 Championship LAP ANALYSIS - QUALIFYING RACE 1

|          |                     |                 |                 |      |                 |
|----------|---------------------|-----------------|-----------------|------|-----------------|
| <b>1</b> | <b>Matt RIVETT</b>  | Ray GR97        |                 |      |                 |
| 1 -      | 6:15.219            | 6 -             | 1:30.619        | 11 - | 1:12.828        |
| 2 -      | 1:24.020            | 7 -             | 1:12.767        | 12 - | 1:12.770        |
| 3 -      | 1:16.329            | 8 -             | 1:26.401        | 13 - | 1:12.963        |
| 4 -      | 1:13.850            | 9 -             | <b>1:12.673</b> | 14 - | 1:31.738P       |
| 5 -      | 1:13.514            | 10 -            | 1:12.727        |      |                 |
| <b>2</b> | <b>Nick JONES</b>   | Van Diemen RF01 |                 |      |                 |
| 1 -      | 5:24.976            | 6 -             | 1:14.626        | 11 - | 1:15.306        |
| 2 -      | 1:34.203            | 7 -             | 1:25.420        | 12 - | 1:13.991        |
| 3 -      | 1:17.095            | 8 -             | 1:14.308        | 13 - | 1:14.389        |
| 4 -      | 1:16.326            | 9 -             | 1:13.960        | 14 - | <b>1:13.673</b> |
| 5 -      | 1:14.470            | 10 -            | 1:14.242        | 15 - | 1:14.436        |
| <b>3</b> | <b>Paul BARNES</b>  | Swift SC92      |                 |      |                 |
| 1 -      | 5:36.359            | 6 -             | 1:13.653        | 11 - | 1:13.157        |
| 2 -      | 1:23.745            | 7 -             | 1:13.774        | 12 - | 1:13.358        |
| 3 -      | 1:16.809            | 8 -             | 1:15.193        | 13 - | 1:18.623        |
| 4 -      | 1:15.134            | 9 -             | 1:16.848        | 14 - | 1:14.473        |
| 5 -      | 1:14.178            | 10 -            | 1:14.472        | 15 - | 1:14.627        |
| <b>4</b> | <b>Chris ACTON</b>  | Reynard FF89    |                 |      |                 |
| 1 -      | 6:36.086            | 6 -             | 1:15.104        | 11 - | 1:14.304        |
| 2 -      | 1:25.304            | 7 -             | 1:15.343        | 12 - | 1:25.971        |
| 3 -      | 1:17.138            | 8 -             | 1:13.950        | 13 - | <b>1:13.726</b> |
| 4 -      | 1:16.633            | 9 -             | 1:14.271        | 14 - | 1:15.359        |
| 5 -      | 1:15.031            | 10 -            | 1:14.187        | 15 - | 1:15.136        |
| <b>5</b> | <b>Bob HIGGINS</b>  | Van Diemen RF91 |                 |      |                 |
| 1 -      | 6:32.238            | 6 -             | 1:13.873        | 11 - | 1:13.592        |
| 2 -      | 1:44.453            | 7 -             | 1:15.165        | 12 - | 1:14.029        |
| 3 -      | 1:16.174            | 8 -             | 1:14.080        | 13 - | <b>1:13.506</b> |
| 4 -      | 1:14.803            | 9 -             | 1:14.075        | 14 - | 1:18.090        |
| 5 -      | 1:14.212            | 10 -            | 1:14.700        | 15 - | 1:15.751        |
| <b>6</b> | <b>Pat BLAKENEY</b> | Vector MG95     |                 |      |                 |
| 1 -      | 5:54.442            | 6 -             | 1:14.162        | 11 - | 1:13.013        |
| 2 -      | 1:23.612            | 7 -             | 1:13.485        | 12 - | 1:13.531        |
| 3 -      | 1:16.575            | 8 -             | 1:12.865        | 13 - | 1:15.145        |
| 4 -      | 1:18.355            | 9 -             | 1:14.913        | 14 - | 1:13.450        |
| 5 -      | 1:14.210            | 10 -            | 1:13.489        | 15 - | <b>1:12.786</b> |
| <b>7</b> | <b>Brian SOULE</b>  | Van Diemen RF00 |                 |      |                 |
| 1 -      | 5:38.777            | 6 -             | 1:14.167        | 11 - | 1:13.661        |
| 2 -      | 1:24.551            | 7 -             | <b>1:13.090</b> | 12 - | 1:17.299        |
| 3 -      | 1:18.109            | 8 -             | 1:13.956        | 13 - | 1:13.593        |
| 4 -      | 1:15.535            | 9 -             | 1:14.034        | 14 - | 1:13.295        |
| 5 -      | 1:14.177            | 10 -            | 1:14.131        | 15 - | 1:14.340        |

Weather : Sunny / Drying

# Melton Concrete Products Castle Combe FF1600 Championship LAP ANALYSIS - QUALIFYING RACE 1

(contd.)

|               |                        |                      |               |
|---------------|------------------------|----------------------|---------------|
| <b>8</b>      | <b>Michael BRADLEY</b> | Van Diemen RF90      |               |
| 1 - 6:00.960  | 6 - 1:17.354           | 11 - 1:15.882        | 16 - 1:16.930 |
| 2 - 1:26.721  | 7 - 1:16.484           | 12 - 1:15.772        |               |
| 3 - 1:18.499  | 8 - 1:15.896           | 13 - 1:17.013        |               |
| 4 - 1:18.902  | 9 - <b>1:15.694</b>    | 14 - 1:15.742        |               |
| 5 - 1:17.595  | 10 - 1:16.139          | 15 - 1:15.804        |               |
| <b>9</b>      | <b>Edward MOORE</b>    | Van Diemen RF99-01   |               |
| 1 - 5:54.862  | 6 - <b>1:12.253</b>    | 11 - 1:37.407P       |               |
| 2 - 1:23.978  | 7 - 1:35.741P          |                      |               |
| 3 - 1:16.105  | 8 - 3:37.183           |                      |               |
| 4 - 1:16.382  | 9 - 1:12.563           |                      |               |
| 5 - 1:12.893  | 10 - 1:12.310          |                      |               |
| <b>10</b>     | <b>Alan HAMILTON</b>   | Swift SC92           |               |
| 1 - 6:11.923  | 6 - 1:15.416           | 11 - 1:14.614        |               |
| 2 - 1:23.976  | 7 - 1:14.908           | 12 - 1:14.090        |               |
| 3 - 1:16.111  | 8 - <b>1:13.901</b>    | 13 - 1:17.271        |               |
| 4 - 1:14.303  | 9 - 1:40.410P          |                      |               |
| 5 - 1:14.976  | 10 - 4:20.912          |                      |               |
| <b>11</b>     | <b>Ben NORTON</b>      | Swift SC92           |               |
| 1 - 6:04.802  | 6 - 1:15.851           | 11 - <b>1:13.510</b> | 16 - 1:15.661 |
| 2 - 1:25.539  | 7 - 1:14.323           | 12 - 1:13.548        |               |
| 3 - 1:17.537  | 8 - 1:14.721           | 13 - 1:14.926        |               |
| 4 - 1:15.890  | 9 - 1:14.317           | 14 - 1:27.584        |               |
| 5 - 1:14.586  | 10 - 1:14.155          | 15 - 1:13.746        |               |
| <b>12</b>     | <b>Matthew DARCY</b>   | Swift SC92F          |               |
| 1 - 5:34.940  | 6 - <b>1:14.302</b>    | 11 - 1:14.625        |               |
| 2 - 1:26.979  | 7 - 1:14.490           | 12 - 1:14.506        |               |
| 3 - 1:16.524  | 8 - 1:15.408           |                      |               |
| 4 - 1:15.520  | 9 - 1:14.804           |                      |               |
| 5 - 1:15.100  | 10 - 1:14.750          |                      |               |
| <b>14</b>     | <b>Glen FINN</b>       | Swift SC92           |               |
| 1 - 6:11.190  | 6 - 2:02.782           |                      |               |
| 2 - 1:27.311  | 7 - 1:16.189           |                      |               |
| 3 - 1:20.414  | 8 - 1:18.569           |                      |               |
| 4 - 1:24.763  | 9 - 1:16.357           |                      |               |
| 5 - 1:37.066P | 10 - <b>1:16.066</b>   |                      |               |
| <b>15</b>     | <b>Andrew JONES</b>    | Swift SC92           |               |
| 1 - 5:40.853  | 6 - 1:14.674           | 11 - 1:15.433        | 16 - 1:14.725 |
| 2 - 1:27.961  | 7 - 1:15.516           | 12 - 1:14.964        |               |
| 3 - 1:17.498  | 8 - 1:14.618           | 13 - 1:14.842        |               |
| 4 - 1:16.349  | 9 - 1:14.686           | 14 - 1:15.020        |               |
| 5 - 1:15.646  | 10 - 1:15.022          | 15 - <b>1:14.153</b> |               |

# Melton Concrete Products Castle Combe FF1600 Championship LAP ANALYSIS - QUALIFYING RACE 1

(contd.)

|           |                      |                 |           |      |                 |      |                 |
|-----------|----------------------|-----------------|-----------|------|-----------------|------|-----------------|
| <b>19</b> | <b>Roly HAMBLIN</b>  | Swift SC95      |           |      |                 |      |                 |
| 1 -       | 6:02.669             | 6 -             | 1:18.318  | 11 - | 1:17.690        | 16 - | <b>1:16.987</b> |
| 2 -       | 1:28.058             | 7 -             | 1:17.314  | 12 - | 1:17.762        |      |                 |
| 3 -       | 1:19.978             | 8 -             | 1:17.257  | 13 - | 1:17.473        |      |                 |
| 4 -       | 1:19.627             | 9 -             | 1:17.785  | 14 - | 1:17.103        |      |                 |
| 5 -       | 1:18.246             | 10 -            | 1:17.392  | 15 - | 1:17.559        |      |                 |
| <b>20</b> | <b>Rich WADNER</b>   | Swift SC92      |           |      |                 |      |                 |
| 1 -       | 6:35.455             | 6 -             | 1:43.240P | 11 - | 1:15.422        |      |                 |
| 2 -       | 1:24.570             | 7 -             | 3:35.881  | 12 - | <b>1:14.866</b> |      |                 |
| 3 -       | 1:18.703             | 8 -             | 1:17.260  | 13 - | 1:15.998        |      |                 |
| 4 -       | 1:17.175             | 9 -             | 1:15.674  |      |                 |      |                 |
| 5 -       | 1:16.315             | 10 -            | 1:16.423  |      |                 |      |                 |
| <b>22</b> | <b>Steven JENSEN</b> | Swift SC92      |           |      |                 |      |                 |
| 1 -       | 5:33.802             | 6 -             | 1:13.939  | 11 - | 1:14.236        | 16 - | <b>1:13.403</b> |
| 2 -       | 1:23.087             | 7 -             | 1:13.981  | 12 - | 1:13.587        | 17 - | 1:14.291        |
| 3 -       | 1:16.448             | 8 -             | 1:20.208  | 13 - | 1:14.056        |      |                 |
| 4 -       | 1:14.353             | 9 -             | 1:14.784  | 14 - | 1:13.504        |      |                 |
| 5 -       | 1:14.023             | 10 -            | 1:16.520  | 15 - | 1:13.739        |      |                 |
| <b>23</b> | <b>Matt GREEN</b>    | Mygale SJ02     |           |      |                 |      |                 |
| 1 -       | 5:47.410             | 6 -             | 1:51.244  | 11 - | <b>1:14.526</b> |      |                 |
| 2 -       | 1:27.032             | 7 -             | 1:14.763  | 12 - | 1:21.654        |      |                 |
| 3 -       | 1:20.402             | 8 -             | 1:18.359  | 13 - | 1:18.195        |      |                 |
| 4 -       | 1:19.024             | 9 -             | 1:14.540  | 14 - | 1:14.958        |      |                 |
| 5 -       | 1:15.645             | 10 -            | 1:32.843  | 15 - | 1:30.296        |      |                 |
| <b>27</b> | <b>Shaun MACKLIN</b> | Swift SC92      |           |      |                 |      |                 |
| 1 -       | 6:28.080             | 6 -             | 1:16.501  | 11 - | 1:15.210        | 16 - | 1:15.410        |
| 2 -       | 1:30.242             | 7 -             | 1:17.687  | 12 - | 1:15.954        |      |                 |
| 3 -       | 1:19.241             | 8 -             | 1:20.146  | 13 - | 1:16.124        |      |                 |
| 4 -       | 1:19.199             | 9 -             | 1:16.015  | 14 - | <b>1:15.071</b> |      |                 |
| 5 -       | 1:16.195             | 10 -            | 1:15.586  | 15 - | 1:15.359        |      |                 |
| <b>54</b> | <b>Steve HAWKINS</b> | Van Diemen RF88 |           |      |                 |      |                 |
| 1 -       | 5:46.985             | 6 -             | 1:17.164  | 11 - | 1:16.367        | 16 - | 1:16.614        |
| 2 -       | 1:28.102             | 7 -             | 1:16.507  | 12 - | 1:16.182        |      |                 |
| 3 -       | 1:22.892             | 8 -             | 1:17.210  | 13 - | 1:15.877        |      |                 |
| 4 -       | 1:19.092             | 9 -             | 1:17.615  | 14 - | <b>1:15.838</b> |      |                 |
| 5 -       | 1:17.200             | 10 -            | 1:16.195  | 15 - | 1:15.899        |      |                 |
| <b>55</b> | <b>Andrew MILES</b>  | Van Diemen RF88 |           |      |                 |      |                 |
| 1 -       | 5:58.109             | 6 -             | 1:18.203  | 11 - | 1:15.871        | 16 - | 1:17.381        |
| 2 -       | 1:26.957             | 7 -             | 1:16.764  | 12 - | <b>1:15.484</b> |      |                 |
| 3 -       | 1:18.805             | 8 -             | 1:17.490  | 13 - | 1:15.897        |      |                 |
| 4 -       | 1:17.754             | 9 -             | 1:16.278  | 14 - | 1:15.956        |      |                 |
| 5 -       | 1:17.141             | 10 -            | 1:16.253  | 15 - | 1:21.624        |      |                 |

Weather : Sunny / Drying

# Melton Concrete Products Castle Combe FF1600 Championship LAP ANALYSIS - QUALIFYING RACE 1

(contd.)

|           |                         |                 |                 |      |                 |      |          |
|-----------|-------------------------|-----------------|-----------------|------|-----------------|------|----------|
| <b>66</b> | <b>Matt McKILLOP</b>    | Swift SC95      |                 |      |                 |      |          |
| 1 -       | 5:37.410                | 6 -             | 1:16.633        | 11 - | <b>1:15.562</b> | 16 - | 1:16.004 |
| 2 -       | 1:25.062                | 7 -             | 1:17.063        | 12 - | 1:15.879        |      |          |
| 3 -       | 1:17.906                | 8 -             | 1:15.685        | 13 - | 1:16.327        |      |          |
| 4 -       | 1:18.126                | 9 -             | 1:18.460        | 14 - | 1:16.250        |      |          |
| 5 -       | 1:17.183                | 10 -            | 1:16.193        | 15 - | 1:18.254        |      |          |
| <b>67</b> | <b>Nigel WARD</b>       | Van Diemen RF89 |                 |      |                 |      |          |
| 1 -       | 5:59.586                | 6 -             | 1:17.487        | 11 - | 1:15.908        | 16 - | 1:17.504 |
| 2 -       | 1:26.936                | 7 -             | 1:16.649        | 12 - | 1:16.143        |      |          |
| 3 -       | 1:18.915                | 8 -             | 1:16.661        | 13 - | 1:16.105        |      |          |
| 4 -       | 1:17.433                | 9 -             | 1:16.226        | 14 - | 1:15.986        |      |          |
| 5 -       | 1:17.099                | 10 -            | <b>1:15.517</b> | 15 - | 1:16.920        |      |          |
| <b>69</b> | <b>Jim HAMILTON</b>     | Van Diemen RF89 |                 |      |                 |      |          |
| 1 -       | 5:43.785                | 6 -             | <b>1:15.229</b> | 11 - | 1:15.826        | 16 - | 1:16.754 |
| 2 -       | 1:23.921                | 7 -             | 1:15.597        | 12 - | 1:16.947        |      |          |
| 3 -       | 1:17.944                | 8 -             | 1:15.530        | 13 - | 1:15.939        |      |          |
| 4 -       | 1:17.723                | 9 -             | 1:17.660        | 14 - | 1:16.234        |      |          |
| 5 -       | 1:15.876                | 10 -            | 1:15.899        | 15 - | 1:15.746        |      |          |
| <b>70</b> | <b>Pete DICCOX</b>      | Van Diemen RF89 |                 |      |                 |      |          |
| 1 -       | 6:08.060                | 6 -             | 1:22.123        |      |                 |      |          |
| 2 -       | 1:26.399                | 7 -             | <b>1:21.408</b> |      |                 |      |          |
| 3 -       | 1:21.868                |                 |                 |      |                 |      |          |
| 4 -       | 1:23.024                |                 |                 |      |                 |      |          |
| 5 -       | 1:22.770                |                 |                 |      |                 |      |          |
| <b>74</b> | <b>Richard WATKINS</b>  | Van Diemen RF89 |                 |      |                 |      |          |
| 1 -       | 6:34.566                | 6 -             | 1:18.009        | 11 - | 1:16.192        |      |          |
| 2 -       | 1:24.854                | 7 -             | 1:18.374        | 12 - | 1:17.078        |      |          |
| 3 -       | 1:18.853                | 8 -             | 1:17.050        | 13 - | 1:16.157        |      |          |
| 4 -       | 1:19.613                | 9 -             | 1:17.047        | 14 - | 1:15.934        |      |          |
| 5 -       | 1:17.206                | 10 -            | 1:16.744        | 15 - | <b>1:15.651</b> |      |          |
| <b>76</b> | <b>Stephen GIBBINS</b>  | Van Diemen RF88 |                 |      |                 |      |          |
| 1 -       | 6:09.113                | 6 -             | 1:16.209        | 11 - | <b>1:15.378</b> |      |          |
| 2 -       | 1:26.648                | 7 -             | 1:16.406        | 12 - | 1:15.734        |      |          |
| 3 -       | 1:40.682P               | 8 -             | 1:15.818        | 13 - | 1:16.250        |      |          |
| 4 -       | 4:46.507                | 9 -             | 1:15.987        |      |                 |      |          |
| 5 -       | 1:16.567                | 10 -            | 1:15.525        |      |                 |      |          |
| <b>79</b> | <b>Matthew DOCHERTY</b> | Mygale SJ00     |                 |      |                 |      |          |
| 1 -       | 5:42.694                | 6 -             | 1:14.168        |      |                 |      |          |
| 2 -       | 1:22.909                | 7 -             | 1:14.309        |      |                 |      |          |
| 3 -       | 1:16.064                | 8 -             | 1:14.337        |      |                 |      |          |
| 4 -       | 1:15.631                | 9 -             | <b>1:14.153</b> |      |                 |      |          |
| 5 -       | 1:14.703                |                 |                 |      |                 |      |          |

Weather : Sunny / Drying




# Melton Concrete Products Castle Combe FF1600 Championship LAP ANALYSIS - QUALIFYING RACE 1

(contd.)

|           |                        |                 |                 |      |          |
|-----------|------------------------|-----------------|-----------------|------|----------|
| <b>80</b> | <b>Steve LOWDON</b>    | Van Diemen RF89 |                 |      |          |
| 1 -       | 6:03.499               | 6 -             | 1:20.597        | 11 - | 1:19.624 |
| 2 -       | 1:29.448               | 7 -             | 1:20.577        | 12 - | 1:19.625 |
| 3 -       | 1:23.895               | 8 -             | <b>1:18.526</b> | 13 - | 1:18.758 |
| 4 -       | 1:22.943               | 9 -             | 1:23.783        | 14 - | 1:20.744 |
| 5 -       | 1:22.753               | 10 -            | 1:40.274        | 15 - | 1:29.710 |
| <b>81</b> | <b>Wayne POOLE</b>     | Mygale SJ01     |                 |      |          |
| 1 -       | 6:31.512               | 6 -             | 1:16.521        | 11 - | 1:16.710 |
| 2 -       | 1:25.763               | 7 -             | 1:17.394        | 12 - | 1:16.184 |
| 3 -       | 1:18.407               | 8 -             | 1:16.178        | 13 - | 1:16.513 |
| 4 -       | 1:16.989               | 9 -             | 1:16.108        | 14 - | 1:15.870 |
| 5 -       | 1:16.288               | 10 -            | 1:15.939        | 15 - | 1:16.010 |
| <b>82</b> | <b>Matt DEVENISH</b>   | Van Diemen RF89 |                 |      |          |
| 1 -       | 6:52.348               | 6 -             | 1:19.690        | 11 - | 1:21.031 |
| 2 -       | 1:35.166               | 7 -             | <b>1:18.745</b> | 12 - | 1:20.130 |
| 3 -       | 1:25.343               | 8 -             | 1:18.839        | 13 - | 1:20.819 |
| 4 -       | 1:22.488               | 9 -             | 1:18.952        |      |          |
| 5 -       | 1:22.615               | 10 -            | 1:20.513        |      |          |
| <b>88</b> | <b>Andrew BANFIELD</b> | Mondiale F89    |                 |      |          |
| 1 -       | 6:28.894               |                 |                 |      |          |
| 2 -       | 1:37.838               |                 |                 |      |          |
| 3 -       | <b>1:21.751</b>        |                 |                 |      |          |
| 4 -       | 1:33.198P              |                 |                 |      |          |
| 5 -       | 1:53.601               |                 |                 |      |          |

# Melton Concrete Products Castle Combe FF1600 Championship

## GRID FOR RACE 1

|  |    |          |    |          |
|--|----|----------|----|----------|
| ROW 11   | 70 | DICCOX   | 88 | BANFIELD |
| ROW 10   | 80 | LOWDON   | 82 | DEVENISH |
| ROW 9  | 14 | FINN     | 19 | HAMBLIN  |
| ROW 8  | 81 | POOLE    | 54 | HAWKINS  |
| ROW 7  | 74 | WATKINS  | 8  | BRADLEY  |
| ROW 6  | 67 | WARD     | 66 | McKILLOP |
| ROW 5  | 76 | GIBBINS  | 55 | MILES    |
| ROW 4  | 27 | MACKLIN  | 69 | HAMILTON |
| ROW 3  | 23 | GREEN    | 20 | WADNER   |
| ROW 2  | 15 | JONES    | 12 | DARCY    |
| ROW 1  | 10 | HAMILTON | 79 | DOCHERTY |
| POLE   |    |          |    |          |
|  |    |          |    |          |

Weather : Sunny / Drying

These results are provisional until the conclusion of any judicial and technical matters.

Castle Combe

Circuit Length = 1.8500 miles.

Start: 09:24 End: 09:44

|                  |           |             |
|------------------|-----------|-------------|
| Clerk of Course: | Stewards: | Timekeeper: |
|------------------|-----------|-------------|

## Melton Concrete Products Castle Combe FF1600 Championship - Qualifying Race PROVISIONAL RESULT - RACE 1

| POS            | NO | CL              | DRIVER          | NAT             | CAR             | TIME      | LAPS     | GAP       | MPH      | BEST     |
|----------------|----|-----------------|-----------------|-----------------|-----------------|-----------|----------|-----------|----------|----------|
| 1              | 10 | B               | Alan HAMILTON   |                 | Swift SC92      | 10:02.132 | 8        |           | 88.48    | 1:13.802 |
| 2              | 12 | B               | Matthew DARCY   |                 | Swift SC92F     | 10:06.544 | 8        | 4.412     | 87.84    | 1:14.000 |
| 3              | 15 | B               | Andrew JONES    |                 | Swift SC92      | 10:06.661 | 8        | 4.529     | 87.82    | 1:13.983 |
| 4              | 23 | A               | Matt GREEN      |                 | Mygale SJ02     | 10:13.277 | 8        | 11.145    | 86.87    | 1:13.743 |
| 5              | 76 | C               | Stephen GIBBINS |                 | Van Diemen RF88 | 10:13.590 | 8        | 11.458    | 86.83    | 1:14.894 |
| 6              | 20 | B               | Rich WADNER     |                 | Swift SC92      | 10:17.175 | 8        | 15.043    | 86.32    | 1:15.519 |
| 7              | 66 | B               | Matt McKILLOP   |                 | Swift SC95      | 10:21.721 | 8        | 19.589    | 85.69    | 1:15.721 |
| 8              | 54 | C               | Steve HAWKINS   |                 | Van Diemen RF88 | 10:22.716 | 8        | 20.584    | 85.56    | 1:15.549 |
| 9              | 67 | C               | Nigel WARD      |                 | Van Diemen RF89 | 10:22.811 | 8        | 20.679    | 85.54    | 1:15.707 |
| 10             | 14 | B               | Glen FINN       |                 | Swift SC92      | 10:23.028 | 8        | 20.896    | 85.51    | 1:15.557 |
| 11             | 88 | C               | Andrew BANFIELD |                 | Mondiale F89    | 10:23.264 | 8        | 21.132    | 85.48    | 1:15.551 |
| 12             | 74 | C               | Richard WATKINS |                 | Van Diemen RF89 | 10:23.695 | 8        | 21.563    | 85.42    | 1:15.528 |
| 13             | 55 | C               | Andrew MILES    |                 | Van Diemen RF88 | 10:24.227 | 8        | 22.095    | 85.35    | 1:15.517 |
| 14             | 81 | A               | Wayne POOLE     |                 | Mygale SJ01     | 10:24.809 | 8        | 22.677    | 85.27    | 1:14.566 |
| 15             | 19 | B               | Roly HAMBLIN    |                 | Swift SC95      | 10:37.427 | 8        | 35.295    | 83.58    | 1:17.754 |
| 16             | 80 | C               | Steve LOWDON    |                 | Van Diemen RF89 | 10:56.653 | 8        | 54.521    | 81.13    | 1:19.359 |
| 17             | 82 | C               | Matt DEVENISH   |                 | Van Diemen RF89 | 10:56.846 | 8        | 54.714    | 81.11    | 1:19.234 |
| NOT CLASSIFIED |    |                 |                 |                 |                 |           |          |           |          |          |
| 27             | B  | Shaun MACKLIN   |                 | Swift SC92      | 3:57.498        | 3         | D.N.F.   | 84.12     | 1:16.450 |          |
| 69             | C  | Jim HAMILTON    |                 | Van Diemen RF89 | 1:24.158        | 1         | D.N.F.   | 79.13     | 1:24.158 |          |
| 8              | B  | Michael BRADLEY |                 | Van Diemen RF90 | 1:25.695        | 1         | D.N.F.   | 77.71     | 1:25.695 |          |
| FASTEST LAP    |    |                 |                 |                 |                 |           |          |           |          |          |
| 23             | A  | Matt GREEN      |                 | Mygale SJ02     | 1:13.743        | 6         | 90.31mph | 145.34kph |          |          |
| 10             | B  | Alan HAMILTON   |                 | Swift SC92      | 1:13.802        | 4         | 90.24mph | 145.22kph |          |          |
| 76             | C  | Stephen GIBBINS |                 | Van Diemen RF88 | 1:14.894        | 5         | 88.92mph | 143.11kph |          |          |

Weather : Sunny / Dry

These results are provisional until the conclusion of any judicial and technical matters.

Castle Combe

Circuit Length = 1.8500 miles.

Start: 11:42 End: 11:52

|                  |           |             |
|------------------|-----------|-------------|
| Clerk of Course: | Stewards: | Timekeeper: |
|------------------|-----------|-------------|

## Melton Concrete Products Castle Combe FF1600 Championship - Qualifying Race LAP CHART FOR RACE 1

| Lap 1 |        |          | Lap 2 |        |          | Lap 3 |        |          | Lap 4 |        |          | Lap 5 |        |          |
|-------|--------|----------|-------|--------|----------|-------|--------|----------|-------|--------|----------|-------|--------|----------|
| No    | Behind | Laptime  | No    | Behind | Laptime  | No    | Behind | Laptime  | No    | Behind | Laptime  | No    | Behind | Laptime  |
| 10    |        | 1:20.653 | 10    |        | 1:15.150 | 10    |        | 1:14.414 | 10    |        | 1:13.802 | 10    |        | 1:14.698 |
| 15    | 0.975  | 1:21.628 | 15    | 1.385  | 1:15.560 | 12    | 2.249  | 1:15.092 | 15    | 3.171  | 1:14.585 | 15    | 2.853  | 1:14.380 |
| 12    | 1.333  | 1:21.986 | 12    | 1.571  | 1:15.388 | 15    | 2.388  | 1:15.417 | 12    | 3.523  | 1:15.076 | 12    | 3.181  | 1:14.356 |
| 23    | 2.102  | 1:22.755 | 23    | 1.998  | 1:15.046 | 23    | 2.748  | 1:15.164 | 23    | 3.827  | 1:14.881 | 23    | 3.667  | 1:14.538 |
| 20    | 3.195  | 1:23.848 | 20    | 4.759  | 1:16.714 | 20    | 6.982  | 1:16.637 | 76    | 8.784  | 1:15.135 | 76    | 8.980  | 1:14.894 |
| 69    | 3.505  | 1:24.158 | 27    | 5.245  | 1:16.641 | 27    | 7.281  | 1:16.450 | 20    | 9.435  | 1:16.255 | 20    | 10.256 | 1:15.519 |
| 27    | 3.754  | 1:24.407 | 76    | 6.757  | 1:16.642 | 76    | 7.451  | 1:15.108 | 54    | 13.327 | 1:16.686 | 66    | 15.158 | 1:16.412 |
| 8     | 5.042  | 1:25.695 | 54    | 8.135  | 1:17.170 | 54    | 10.443 | 1:16.722 | 66    | 13.444 | 1:16.550 | 54    | 15.661 | 1:17.032 |
| 76    | 5.265  | 1:25.918 | 74    | 8.431  | 1:18.057 | 66    | 10.696 | 1:16.428 | 14    | 13.629 | 1:16.023 | 14    | 15.952 | 1:17.021 |
| 74    | 5.524  | 1:26.177 | 66    | 8.682  | 1:17.359 | 74    | 11.270 | 1:17.253 | 74    | 14.148 | 1:16.680 | 67    | 16.245 | 1:16.652 |
| 54    | 6.115  | 1:26.768 | 14    | 8.982  | 1:17.344 | 14    | 11.408 | 1:16.840 | 67    | 14.291 | 1:16.217 | 88    | 16.881 | 1:15.881 |
| 66    | 6.473  | 1:27.126 | 67    | 9.677  | 1:17.097 | 67    | 11.876 | 1:16.613 | 88    | 15.698 | 1:16.155 | 74    | 17.059 | 1:17.609 |
| 14    | 6.788  | 1:27.441 | 55    | 9.904  | 1:17.086 | 55    | 12.768 | 1:17.278 | 55    | 16.113 | 1:17.147 | 55    | 17.647 | 1:16.232 |
| 67    | 7.730  | 1:28.383 | 88    | 10.356 | 1:17.176 | 88    | 13.345 | 1:17.403 | 81    | 18.198 | 1:15.513 | 81    | 18.967 | 1:15.467 |
| 55    | 7.968  | 1:28.621 | 19    | 12.747 | 1:19.000 | 19    | 16.374 | 1:18.041 | 19    | 20.807 | 1:18.235 | 19    | 24.546 | 1:18.437 |
| 88    | 8.330  | 1:28.983 | 81    | 14.996 | 1:16.308 | 81    | 16.487 | 1:15.905 | 80    | 33.873 | 1:19.797 | 80    | 38.581 | 1:19.406 |
| 19    | 8.897  | 1:29.550 | 80    | 22.245 | 1:20.088 | 80    | 27.878 | 1:20.047 | 82    | 34.122 | 1:19.586 | 82    | 39.079 | 1:19.655 |
| 81    | 13.838 | 1:34.491 | 82    | 22.741 | 1:21.049 | 82    | 28.338 | 1:20.011 |       |        |          |       |        |          |
| 82    | 16.842 | 1:37.495 |       |        |          |       |        |          |       |        |          |       |        |          |
| 80    | 17.307 | 1:37.960 |       |        |          |       |        |          |       |        |          |       |        |          |

# Melton Concrete Products Castle Combe FF1600 Championship - Qualifying Race

## LAP CHART FOR RACE 1

(contd.)

| Lap 6 |        |          | Lap 7 |        |          | Lap 8 |        |          | Lap 9 |        |         | Lap 10 |        |         |
|-------|--------|----------|-------|--------|----------|-------|--------|----------|-------|--------|---------|--------|--------|---------|
| No    | Behind | Laptime  | No    | Behind | Laptime  | No    | Behind | Laptime  | No    | Behind | Laptime | No     | Behind | Laptime |
| 10    |        | 1:14.515 | 10    |        | 1:14.552 | 10    |        | 1:14.348 |       |        |         |        |        |         |
| 15    | 2.321  | 1:13.983 | 15    | 3.032  | 1:15.263 | 12    | 4.412  | 1:15.460 |       |        |         |        |        |         |
| 12    | 2.666  | 1:14.000 | 12    | 3.300  | 1:15.186 | 15    | 4.529  | 1:15.845 |       |        |         |        |        |         |
| 23    | 2.895  | 1:13.743 | 23    | 5.169  | 1:16.826 | 23    | 11.145 | 1:20.324 |       |        |         |        |        |         |
| 76    | 9.788  | 1:15.323 | 76    | 10.551 | 1:15.315 | 76    | 11.458 | 1:15.255 |       |        |         |        |        |         |
| 20    | 11.564 | 1:15.823 | 20    | 13.026 | 1:16.014 | 20    | 15.043 | 1:16.365 |       |        |         |        |        |         |
| 66    | 16.364 | 1:15.721 | 66    | 18.125 | 1:16.313 | 66    | 19.589 | 1:15.812 |       |        |         |        |        |         |
| 54    | 16.695 | 1:15.549 | 54    | 19.065 | 1:16.922 | 54    | 20.584 | 1:15.867 |       |        |         |        |        |         |
| 14    | 16.994 | 1:15.557 | 67    | 19.278 | 1:16.393 | 67    | 20.679 | 1:15.749 |       |        |         |        |        |         |
| 67    | 17.437 | 1:15.707 | 14    | 19.539 | 1:17.097 | 14    | 20.896 | 1:15.705 |       |        |         |        |        |         |
| 88    | 17.917 | 1:15.551 | 88    | 19.797 | 1:16.432 | 88    | 21.132 | 1:15.683 |       |        |         |        |        |         |
| 74    | 18.224 | 1:15.680 | 74    | 20.383 | 1:16.711 | 74    | 21.563 | 1:15.528 |       |        |         |        |        |         |
| 55    | 18.649 | 1:15.517 | 55    | 20.822 | 1:16.725 | 55    | 22.095 | 1:15.621 |       |        |         |        |        |         |
| 81    | 19.018 | 1:14.566 | 81    | 21.006 | 1:16.540 | 81    | 22.677 | 1:16.019 |       |        |         |        |        |         |
| 19    | 27.785 | 1:17.754 | 19    | 31.460 | 1:18.227 | 19    | 35.295 | 1:18.183 |       |        |         |        |        |         |
| 80    | 43.830 | 1:19.764 | 80    | 49.510 | 1:20.232 | 80    | 54.521 | 1:19.359 |       |        |         |        |        |         |
| 82    | 44.274 | 1:19.710 | 82    | 49.828 | 1:20.106 | 82    | 54.714 | 1:19.234 |       |        |         |        |        |         |

# Melton Concrete Products Castle Combe FF1600 Championship Race

## GRID FOR RACE 8

|        |    |          |            |
|--------|----|----------|------------|
| ROW 16 | 79 | DOCHERTY |            |
| ROW 15 | 69 | HAMILTON | 8 BRADLEY  |
| ROW 14 | 82 | DEVENISH | 27 MACKLIN |
| ROW 13 | 19 | HAMBLIN  | 80 LOWDON  |
| ROW 12 | 55 | MILES    | 81 POOLE   |
| ROW 11 | 88 | BANFIELD | 74 WATKINS |
| ROW 10 | 67 | WARD     | 14 FINN    |
| ROW 9  | 66 | McKILLOP | 54 HAWKINS |
| ROW 8  | 76 | GIBBINS  | 20 WADNER  |
| ROW 7  | 15 | JONES    | 23 GREEN   |
| ROW 6  | 10 | HAMILTON | 12 DARCY   |
| ROW 5  | 2  | JONES    | 4 ACTON    |
| ROW 4  | 5  | HIGGINS  | 11 NORTON  |
| ROW 3  | 7  | SOULE    | 22 JENSEN  |
| ROW 2  | 6  | BLAKENEY | 3 BARNES   |
| ROW 1  | 9  | MOORE    | 1 RIVETT   |
|        |    | POLE     |            |

Weather : Sunny / Dry  
**These results are provisional until the conclusion of any judicial and technical matters.**

|                  |           |             |
|------------------|-----------|-------------|
| Clerk of Course: | Stewards: | Timekeeper: |
|------------------|-----------|-------------|

Castle Combe  
 Circuit Length = 1.8500 miles.  
 Start: 11:42 End: 11:52

## Melton Concrete Products Castle Combe FF1600 Championship PROVISIONAL RESULT - RACE 8

| POS            | NO | CL              | DRIVER          | NAT                | CAR                | TIME      | LAPS     | GAP       | MPH      | BEST     |
|----------------|----|-----------------|-----------------|--------------------|--------------------|-----------|----------|-----------|----------|----------|
| 1              | 9  | A               | Edward MOORE    |                    | Van Diemen RF99-01 | 12:22.733 | 10       |           | 89.66    | 1:12.638 |
| 2              | 6  | B               | Pat BLAKENEY    |                    | Vector MG95        | 12:26.688 | 10       | 3.955     | 89.19    | 1:13.130 |
| 3              | 5  | B               | Bob HIGGINS     |                    | Van Diemen RF91    | 12:34.098 | 10       | 11.365    | 88.31    | 1:13.699 |
| 4              | 11 | B               | Ben NORTON      |                    | Swift SC92         | 12:34.594 | 10       | 11.861    | 88.25    | 1:13.856 |
| 5              | 7  | A               | Brian SOULE     |                    | Van Diemen RF00    | 12:35.325 | 10       | 12.592    | 88.17    | 1:13.863 |
| 6              | 22 | B               | Steven JENSEN   |                    | Swift SC92         | 12:35.464 | 10       | 12.731    | 88.15    | 1:13.645 |
| 7              | 2  | A               | Nick JONES      |                    | Van Diemen RF01    | 12:36.374 | 10       | 13.641    | 88.05    | 1:13.845 |
| 8              | 10 | B               | Alan HAMILTON   |                    | Swift SC92         | 12:36.593 | 10       | 13.860    | 88.02    | 1:14.407 |
| 9              | 4  | C               | Chris ACTON     |                    | Reynard FF89       | 12:36.768 | 10       | 14.035    | 88.00    | 1:14.191 |
| 10             | 12 | B               | Matthew DARCY   |                    | Swift SC92F        | 12:44.128 | 10       | 21.395    | 87.15    | 1:14.119 |
| 11             | 3  | B               | Paul BARNES     |                    | Swift SC92         | 12:44.251 | 10       | 21.518    | 87.14    | 1:12.893 |
| 12             | 76 | C               | Stephen GIBBINS |                    | Van Diemen RF88    | 12:52.218 | 10       | 29.485    | 86.24    | 1:15.450 |
| 13             | 15 | B               | Andrew JONES    |                    | Swift SC92         | 12:53.888 | 10       | 31.155    | 86.05    | 1:14.604 |
| 14             | 66 | B               | Matt McKILLOP   |                    | Swift SC95         | 12:59.002 | 10       | 36.269    | 85.49    | 1:16.523 |
| 15             | 20 | B               | Rich WADNER     |                    | Swift SC92         | 13:01.573 | 10       | 38.840    | 85.21    | 1:15.984 |
| 16             | 55 | C               | Andrew MILES    |                    | Van Diemen RF88    | 13:01.648 | 10       | 38.915    | 85.20    | 1:16.178 |
| 17             | 54 | C               | Steve HAWKINS   |                    | Van Diemen RF88    | 13:02.453 | 10       | 39.720    | 85.11    | 1:16.207 |
| 18             | 27 | B               | Shaun MACKLIN   |                    | Swift SC92         | 13:02.709 | 10       | 39.976    | 85.08    | 1:16.099 |
| 19             | 14 | B               | Glen FINN       |                    | Swift SC92         | 13:22.451 | 10       | 59.718    | 82.99    | 1:16.140 |
| 20             | 82 | C               | Matt DEVENISH   |                    | Van Diemen RF89    | 13:35.538 | 10       | 1:12.805  | 81.66    | 1:18.229 |
| 21             | 80 | C               | Steve LOWDON    |                    | Van Diemen RF89    | 13:40.096 | 10       | 1:17.363  | 81.21    | 1:19.487 |
| NOT CLASSIFIED |    |                 |                 |                    |                    |           |          |           |          |          |
| 74             | C  | Richard WATKINS |                 | Van Diemen RF89    | 10:28.125          | 8         | D.N.F.   | 84.82     | 1:15.839 |          |
| 1              | A  | Matt RIVETT     |                 | Ray GR97           | 7:25.172           | 6         | D.N.F.   | 89.76     | 1:12.964 |          |
| 69             | C  | Jim HAMILTON    |                 | Van Diemen RF89    | 6:36.690           | 5         | D.N.F.   | 83.94     | 1:15.695 |          |
| 81             | A  | Wayne POOLE     |                 | Mygale SJ01        | 6:36.915           | 5         | D.N.F.   | 83.89     | 1:15.825 |          |
| 19             | B  | Roly HAMBLIN    |                 | Swift SC95         |                    | 0         | D.N.F.   | N/A       |          |          |
| FASTEST LAP    |    |                 |                 |                    |                    |           |          |           |          |          |
| 9              | A  | Edward MOORE    |                 | Van Diemen RF99-01 | 1:12.638           | 4         | 91.68mph | 147.55kph |          |          |
| 3              | B  | Paul BARNES     |                 | Swift SC92         | 1:12.893           | 3         | 91.36mph | 147.04kph |          |          |
| 4              | C  | Chris ACTON     |                 | Reynard FF89       | 1:14.191           | 2         | 89.76mph | 144.46kph |          |          |

Car No's 23, 67 & 88 took first start.

Weather : Bright / Dry

These results are provisional until the conclusion of any judicial and technical matters.

Castle Combe

Circuit Length = 1.8500 miles.

Start: 16:21 End: 16:33

|                  |           |             |
|------------------|-----------|-------------|
| Clerk of Course: | Stewards: | Timekeeper: |
|------------------|-----------|-------------|

## Melton Concrete Products Castle Combe FF1600 Championship LAP CHART FOR RACE 8

| Lap 1 |        |          | Lap 2 |        |          | Lap 3 |        |          | Lap 4 |        |          | Lap 5 |        |          |
|-------|--------|----------|-------|--------|----------|-------|--------|----------|-------|--------|----------|-------|--------|----------|
| No    | Behind | Laptime  | No    | Behind | Laptime  | No    | Behind | Laptime  | No    | Behind | Laptime  | No    | Behind | Laptime  |
| 9     |        | 1:19.593 | 9     |        | 1:12.795 | 9     |        | 1:12.705 | 9     |        | 1:12.638 | 9     |        | 1:13.018 |
| 1     | 0.344  | 1:19.937 | 1     | 0.582  | 1:13.033 | 1     | 0.841  | 1:12.964 | 1     | 1.235  | 1:13.032 | 1     | 1.455  | 1:13.238 |
| 3     | 0.746  | 1:20.339 | 3     | 1.755  | 1:13.804 | 3     | 1.943  | 1:12.893 | 3     | 2.685  | 1:13.380 | 3     | 3.593  | 1:13.926 |
| 6     | 1.402  | 1:20.995 | 6     | 2.171  | 1:13.564 | 6     | 3.376  | 1:13.910 | 6     | 3.868  | 1:13.130 | 6     | 4.095  | 1:13.245 |
| 22    | 1.554  | 1:21.147 | 22    | 2.404  | 1:13.645 | 22    | 3.660  | 1:13.961 | 5     | 6.632  | 1:14.927 | 5     | 9.005  | 1:15.391 |
| 5     | 1.787  | 1:21.380 | 5     | 3.349  | 1:14.357 | 5     | 4.343  | 1:13.699 | 7     | 7.012  | 1:14.929 | 7     | 9.202  | 1:15.208 |
| 7     | 2.141  | 1:21.734 | 7     | 3.563  | 1:14.217 | 7     | 4.721  | 1:13.863 | 11    | 7.133  | 1:14.790 | 11    | 9.342  | 1:15.227 |
| 11    | 2.299  | 1:21.892 | 11    | 3.830  | 1:14.326 | 11    | 4.981  | 1:13.856 | 22    | 8.318  | 1:17.296 | 22    | 9.602  | 1:14.302 |
| 10    | 2.614  | 1:22.207 | 10    | 4.506  | 1:14.687 | 2     | 7.580  | 1:15.550 | 2     | 9.221  | 1:14.279 | 2     | 10.048 | 1:13.845 |
| 2     | 2.943  | 1:22.536 | 2     | 4.735  | 1:14.587 | 4     | 7.778  | 1:14.965 | 4     | 9.765  | 1:14.625 | 4     | 11.442 | 1:14.695 |
| 4     | 4.122  | 1:23.715 | 4     | 5.518  | 1:14.191 | 10    | 8.299  | 1:16.498 | 10    | 10.268 | 1:14.607 | 10    | 11.957 | 1:14.707 |
| 12    | 5.059  | 1:24.652 | 12    | 6.383  | 1:14.119 | 12    | 8.938  | 1:15.260 | 12    | 11.093 | 1:14.793 | 12    | 12.988 | 1:14.913 |
| 15    | 5.364  | 1:24.957 | 15    | 7.173  | 1:14.604 | 15    | 9.583  | 1:15.115 | 15    | 12.099 | 1:15.154 | 15    | 14.185 | 1:15.104 |
| 76    | 5.824  | 1:25.417 | 76    | 8.479  | 1:15.450 | 76    | 11.654 | 1:15.880 | 76    | 15.594 | 1:16.578 | 76    | 19.080 | 1:16.504 |
| 66    | 7.143  | 1:26.736 | 66    | 10.921 | 1:16.573 | 66    | 14.739 | 1:16.523 | 66    | 19.785 | 1:17.684 | 66    | 23.321 | 1:16.554 |
| 20    | 7.842  | 1:27.435 | 20    | 11.691 | 1:16.644 | 20    | 14.970 | 1:15.984 | 20    | 19.925 | 1:17.593 | 54    | 25.197 | 1:17.962 |
| 54    | 8.969  | 1:28.562 | 54    | 12.388 | 1:16.214 | 54    | 15.890 | 1:16.207 | 54    | 20.253 | 1:17.001 | 20    | 25.199 | 1:18.292 |
| 55    | 9.279  | 1:28.872 | 55    | 12.682 | 1:16.198 | 55    | 16.155 | 1:16.178 | 55    | 20.414 | 1:16.897 | 55    | 25.333 | 1:17.937 |
| 81    | 9.404  | 1:28.997 | 27    | 13.046 | 1:16.099 | 27    | 16.497 | 1:16.156 | 27    | 20.852 | 1:16.993 | 27    | 25.769 | 1:17.935 |
| 27    | 9.742  | 1:29.335 | 81    | 13.502 | 1:16.893 | 81    | 16.622 | 1:15.825 | 69    | 21.056 | 1:16.810 | 69    | 25.941 | 1:17.903 |
| 69    | 9.958  | 1:29.551 | 69    | 13.894 | 1:16.731 | 69    | 16.884 | 1:15.695 | 81    | 21.281 | 1:17.297 | 81    | 26.166 | 1:17.903 |
| 14    | 10.893 | 1:30.486 | 14    | 14.971 | 1:16.873 | 14    | 18.406 | 1:16.140 | 14    | 22.317 | 1:16.549 | 14    | 26.497 | 1:17.198 |
| 74    | 12.267 | 1:31.860 | 74    | 16.133 | 1:16.661 | 74    | 19.336 | 1:15.908 | 74    | 22.560 | 1:15.862 | 74    | 26.659 | 1:17.117 |
| 80    | 13.027 | 1:32.620 | 80    | 20.067 | 1:19.835 | 80    | 26.849 | 1:19.487 | 80    | 34.956 | 1:20.745 | 80    | 43.443 | 1:21.505 |
| 82    | 20.231 | 1:39.824 | 82    | 27.496 | 1:20.060 | 82    | 34.335 | 1:19.544 | 82    | 40.588 | 1:18.891 | 82    | 45.799 | 1:18.229 |

Car No's 23, 67 & 88 took first start.  
Weather : Bright / Dry

Castle Combe  
Circuit Length = 1.8500 miles.  
Start: 16:21 End: 16:33



# Melton Concrete Products Castle Combe FF1600 Championship LAP CHART FOR RACE 8

(contd.)

| Lap 6 |        |          | Lap 7 |          |          | Lap 8 |          |          | Lap 9 |          |          | Lap 10 |          |          |
|-------|--------|----------|-------|----------|----------|-------|----------|----------|-------|----------|----------|--------|----------|----------|
| No    | Behind | Laptime  | No    | Behind   | Laptime  | No    | Behind   | Laptime  | No    | Behind   | Laptime  | No     | Behind   | Laptime  |
| 9     |        | 1:12.892 | 9     |          | 1:13.279 | 9     |          | 1:14.041 | 9     |          | 1:14.681 | 9      |          | 1:17.091 |
| 1     | 1.531  | 1:12.968 | 3     | 6.149    | 1:14.708 | 6     | 7.980    | 1:15.768 | 6     | 7.096    | 1:13.797 | 6      | 3.955    | 1:13.950 |
| 3     | 4.720  | 1:14.019 | 6     | 6.253    | 1:14.536 | 7     | 13.285   | 1:15.015 | 5     | 13.611   | 1:14.887 | 5      | 11.365   | 1:14.845 |
| 6     | 4.996  | 1:13.793 | 5     | 12.001   | 1:14.823 | 5     | 13.405   | 1:15.445 | 7     | 14.455   | 1:15.851 | 11     | 11.861   | 1:14.326 |
| 5     | 10.457 | 1:14.344 | 7     | 12.311   | 1:14.787 | 11    | 13.601   | 1:15.026 | 11    | 14.626   | 1:15.706 | 7      | 12.592   | 1:15.228 |
| 7     | 10.803 | 1:14.493 | 11    | 12.616   | 1:14.855 | 22    | 13.869   | 1:15.152 | 22    | 14.826   | 1:15.638 | 22     | 12.731   | 1:14.996 |
| 11    | 11.040 | 1:14.590 | 22    | 12.758   | 1:14.773 | 2     | 14.165   | 1:15.257 | 2     | 15.371   | 1:15.887 | 2      | 13.641   | 1:15.361 |
| 22    | 11.264 | 1:14.554 | 2     | 12.949   | 1:14.402 | 10    | 15.175   | 1:14.521 | 10    | 15.678   | 1:15.184 | 10     | 13.860   | 1:15.273 |
| 2     | 11.826 | 1:14.670 | 10    | 14.695   | 1:14.407 | 4     | 15.588   | 1:14.349 | 4     | 15.845   | 1:14.938 | 4      | 14.035   | 1:15.281 |
| 10    | 13.567 | 1:14.502 | 4     | 15.280   | 1:14.742 | 12    | 20.796   | 1:15.661 | 12    | 22.516   | 1:16.401 | 12     | 21.395   | 1:15.970 |
| 4     | 13.817 | 1:15.267 | 12    | 19.176   | 1:17.051 | 15    | 21.068   | 1:15.428 | 3     | 24.217   | 1:13.850 | 3      | 21.518   | 1:14.392 |
| 12    | 15.404 | 1:15.308 | 15    | 19.681   | 1:15.556 | 3     | 25.048   | 1:32.940 | 76    | 30.713   | 1:16.240 | 76     | 29.485   | 1:15.863 |
| 15    | 17.404 | 1:16.111 | 76    | 26.247   | 1:17.041 | 76    | 29.154   | 1:16.948 | 15    | 32.737   | 1:26.350 | 15     | 31.155   | 1:15.509 |
| 76    | 22.485 | 1:16.297 | 66    | 31.092   | 1:17.129 | 66    | 34.303   | 1:17.252 | 66    | 36.367   | 1:16.745 | 66     | 36.269   | 1:16.993 |
| 66    | 27.242 | 1:16.813 | 54    | 33.111   | 1:17.259 | 54    | 36.053   | 1:16.983 | 54    | 38.315   | 1:16.943 | 20     | 38.840   | 1:17.513 |
| 54    | 29.131 | 1:16.826 | 55    | 33.251   | 1:17.253 | 55    | 36.484   | 1:17.274 | 20    | 38.418   | 1:16.382 | 55     | 38.915   | 1:17.179 |
| 55    | 29.277 | 1:16.836 | 20    | 33.745   | 1:17.158 | 20    | 36.717   | 1:17.013 | 55    | 38.827   | 1:17.024 | 54     | 39.720   | 1:18.496 |
| 20    | 29.866 | 1:17.559 | 27    | 34.165   | 1:17.095 | 27    | 36.946   | 1:16.822 | 27    | 40.370   | 1:18.105 | 27     | 39.976   | 1:16.697 |
| 27    | 30.349 | 1:17.472 | 74    | 35.366   | 1:16.739 | 74    | 37.164   | 1:15.839 | 14    | 51.766   | 1:27.665 | 14     | 59.718   | 1:25.043 |
| 74    | 31.906 | 1:18.139 | 14    | 35.939   | 1:16.162 | 14    | 38.782   | 1:16.884 | 82    | 1:08.846 | 1:19.411 | 82     | 1:12.805 | 1:21.050 |
| 14    | 33.056 | 1:19.451 | 82    | 58.529   | 1:19.016 | 82    | 1:04.116 | 1:19.628 | 80    | 1:13.544 | 1:20.665 | 80     | 1:17.363 | 1:20.910 |
| 80    | 52.654 | 1:22.103 | 80    | 1:00.875 | 1:21.500 | 80    | 1:07.560 | 1:20.726 |       |          |          |        |          |          |
| 82    | 52.792 | 1:19.885 |       |          |          |       |          |          |       |          |          |        |          |          |

Car No's 23, 67 & 88 took first start.  
Weather : Bright / Dry

Castle Combe  
Circuit Length = 1.8500 miles.  
Start: 16:21 End: 16:33

## Michelin Porsche Open Series QUALIFYING FOR RACE 4

| POS | NO | CL | DRIVER               | NAT | CAR                | TIME     | LAPS | GAP    | MPH   |
|-----|----|----|----------------------|-----|--------------------|----------|------|--------|-------|
| 1   | 3  | 2  | Peter MORRIS         |     | Porsche GT3 Cup    | 1:11.739 | 13   |        | 92.83 |
| 2   | 18 | 2  | Peter CHAMBERS       |     | Porsche GT3 Cup    | 1:12.645 | 13   | 0.906  | 91.67 |
| 3   | 38 | 2  | Mark ALBUTT          |     | Porsche GT3 Cup    | 1:14.386 | 12   | 2.647  | 89.53 |
| 4   | 10 | 2  | Tony BROWN           |     | Porsche 964RSR     | 1:16.415 | 11   | 4.676  | 87.15 |
| 5   | 63 | 3  | Paul HOWELLS         |     | Porsche 993RS      | 1:17.131 | 12   | 5.392  | 86.34 |
| 6   | 37 | 2  | Mark STEPHENSON      |     | Porsche GT3 Cup    | 1:17.197 | 12   | 5.458  | 86.27 |
| 7   | 36 | 1  | Keith BUTCHER        |     | Porsche 996 GT3 RS | 1:17.253 | 11   | 5.514  | 86.21 |
| 8   | 47 | 3  | Mike JOHNSON         |     | Porsche 911SC      | 1:17.751 | 11   | 6.012  | 85.65 |
| 9   | 9  | 1  | Gerry HARRISON       |     | Porsche 911 GT3 RS | 1:17.865 | 12   | 6.126  | 85.53 |
| 10  | 55 | 2  | Malcolm SPENDLOVE    |     | Porsche GT3 Cup    | 1:18.671 | 11   | 6.932  | 84.65 |
| 11  | 75 | 2  | Paul HOGAN           |     | Porsche 996        | 1:21.145 | 11   | 9.406  | 82.07 |
| 12  | 20 | 2  | Steve RUSSELL        |     | Porsche GT3 Cup    | 1:21.476 | 9    | 9.737  | 81.74 |
| 13  | 45 | 3  | Peter GARROD         |     | Porsche 944 Turbo  | 1:21.611 | 11   | 9.872  | 81.60 |
| 14  | 41 | 2  | Jean-Marc ROTSAERT   |     | Porsche GT3 Cup    | 1:21.663 | 10   | 9.924  | 81.55 |
| 15  | 7  | 3  | Mark CHILTON         |     | Porsche 928 GTS    | 1:24.637 | 11   | 12.898 | 78.68 |
| 16  | 27 | 4  | Charles WINTERHALDER |     | Porsche 944        | 1:26.841 | 11   | 15.102 | 76.69 |
| 17  | 77 | 4  | Frank CORTES         |     | Porsche 944        | 1:29.973 | 10   | 18.234 | 74.02 |
| 18  | 78 | 4  | Andy BROWN           |     | Porsche 944        | 1:30.351 | 10   | 18.612 | 73.71 |
| 19  | 82 | 4  | David YAPP           |     | Porsche 944        | 1:32.735 | 10   | 20.996 | 71.81 |
| 20  | 80 | 4  | Dave ROBERTS         |     | Porsche 944        | 1:33.342 | 10   | 21.603 | 71.35 |
| 21  | 90 | 4  | Mark HARRIS          |     | Porsche 944        | 1:34.412 | 10   | 22.673 | 70.54 |
| 22  | 79 | 4  | Geoffrey ELBROW      |     | Porsche 944        | 1:34.615 | 10   | 22.876 | 70.39 |

Car No's 9 & 63 need working transponders please. Car No 47 stopped working part way through. **Cliff Combe**  
 Weather : Sunny / Dry Car 88 Race 2 completed 3+ laps. Circuit Length = 1.8500 miles.  
 These results are provisional until the conclusion of any judicial and technical matters. Start: 09:52 End: 10:07

|                  |           |             |
|------------------|-----------|-------------|
| Clerk of Course: | Stewards: | Timekeeper: |
|------------------|-----------|-------------|

## Michelin Porsche Open Series LAP ANALYSIS - QUALIFYING RACE 4

|                     |                             |                      |
|---------------------|-----------------------------|----------------------|
| <b>3</b>            | <b>Peter MORRIS</b>         | Porsche GT3 Cup      |
| 1 - 6:38.734        | 6 - 1:13.514                | 11 - <b>1:11.739</b> |
| 2 - 1:34.300        | 7 - 1:12.489                | 12 - 1:12.812        |
| 3 - 1:19.004        | 8 - 1:16.474                | 13 - 1:14.838        |
| 4 - 1:16.985        | 9 - 1:15.566                |                      |
| 5 - 1:18.526        | 10 - 1:14.163               |                      |
| <b>7</b>            | <b>Mark CHILTON</b>         | Porsche 928 GTS      |
| 1 - 7:22.681        | 6 - 1:29.358                | 11 - 1:25.147        |
| 2 - 1:45.235        | 7 - 1:26.134                |                      |
| 3 - 1:32.992        | 8 - 1:25.190                |                      |
| 4 - 1:29.684        | 9 - 1:28.053                |                      |
| 5 - 1:26.393        | 10 - <b>1:24.637</b>        |                      |
| <b>9</b>            | <b>Gerry HARRISON</b>       | Porsche 911 GT3 RS   |
| 1 - 6:57.948        | 6 - 1:18.970                | 11 - 1:18.372        |
| 2 - 1:39.764        | 7 - 1:18.895                | 12 - <b>1:17.865</b> |
| 3 - 1:22.802        | 8 - 1:24.807                |                      |
| 4 - 1:19.137        | 9 - 1:18.837                |                      |
| 5 - 1:19.481        | 10 - 1:20.066               |                      |
| <b>10</b>           | <b>Tony BROWN</b>           | Porsche 964RSR       |
| 1 - 7:07.351        | 6 - 1:18.960                | 11 - <b>1:16.415</b> |
| 2 - 1:42.391        | 7 - 1:26.800                |                      |
| 3 - 1:27.207        | 8 - 1:18.487                |                      |
| 4 - 1:22.405        | 9 - 1:18.102                |                      |
| 5 - 1:20.610        | 10 - 1:17.197               |                      |
| <b>18</b>           | <b>Peter CHAMBERS</b>       | Porsche GT3 Cup      |
| 1 - 6:48.502        | 6 - 1:13.150                | 11 - <b>1:12.645</b> |
| 2 - 1:28.173        | 7 - 1:14.127                | 12 - 1:13.668        |
| 3 - 1:14.407        | 8 - 1:19.713                | 13 - 1:22.983        |
| 4 - 1:14.724        | 9 - 1:14.247                |                      |
| 5 - 1:14.450        | 10 - 1:14.006               |                      |
| <b>20</b>           | <b>Steve RUSSELL</b>        | Porsche GT3 Cup      |
| 1 - 6:55.444        | 6 - 1:21.941                |                      |
| 2 - 1:39.885        | 7 - 1:22.459                |                      |
| 3 - 1:24.769        | 8 - 1:25.848                |                      |
| 4 - 1:23.110        | 9 - 2:31.439P               |                      |
| 5 - <b>1:21.476</b> |                             |                      |
| <b>27</b>           | <b>Charles WINTERHALDER</b> | Porsche 944          |
| 1 - 7:04.618        | 6 - 1:28.507                | 11 - 1:26.980        |
| 2 - 1:45.876        | 7 - 1:28.916                |                      |
| 3 - 1:33.752        | 8 - 1:28.465                |                      |
| 4 - 1:31.343        | 9 - <b>1:26.841</b>         |                      |
| 5 - 1:30.025        | 10 - 1:27.348               |                      |

Car No's 9 & 63 need working transponders please. Car No 47 stopped working part way through  
 Weather : Sunny / Dry Car 88 Race 2 completed 3+ laps.

Orton Combe  
 Circuit Length = 1.8500 miles.  
 Start: 09:52 End: 10:07

# Michelin Porsche Open Series

## LAP ANALYSIS - QUALIFYING RACE 4

(contd.)

|                     |                           |                      |
|---------------------|---------------------------|----------------------|
| <b>36</b>           | <b>Keith BUTCHER</b>      | Porsche 996 GT3 RS   |
| 1 - 7:26.342        | 6 - 1:18.173              | 11 - <b>1:17.253</b> |
| 2 - 1:39.411        | 7 - 1:19.857              |                      |
| 3 - 1:26.540        | 8 - 1:18.302              |                      |
| 4 - 1:20.335        | 9 - 1:19.265              |                      |
| 5 - 1:19.086        | 10 - 1:18.745             |                      |
| <b>37</b>           | <b>Mark STEPHENSON</b>    | Porsche GT3 Cup      |
| 1 - 6:42.026        | 6 - 1:18.874              | 11 - 1:18.828        |
| 2 - 1:39.031        | 7 - 1:18.143              | 12 - <b>1:17.197</b> |
| 3 - 1:23.495        | 8 - 1:18.705              |                      |
| 4 - 1:19.555        | 9 - 1:20.326              |                      |
| 5 - 1:23.399        | 10 - 1:17.652             |                      |
| <b>38</b>           | <b>Mark ALBUTT</b>        | Porsche GT3 Cup      |
| 1 - 6:49.209        | 6 - 1:15.465              | 11 - <b>1:14.386</b> |
| 2 - 1:30.968        | 7 - 1:14.393              | 12 - 1:16.353        |
| 3 - 1:19.400        | 8 - 1:15.526              |                      |
| 4 - 1:16.224        | 9 - 1:16.567              |                      |
| 5 - 1:18.332        | 10 - 1:16.771             |                      |
| <b>41</b>           | <b>Jean-Marc ROTSAERT</b> | Porsche GT3 Cup      |
| 1 - 6:52.770        | 6 - 1:29.194              |                      |
| 2 - 1:35.313        | 7 - 2:26.953P             |                      |
| 3 - 1:25.171        | 8 - 2:27.305              |                      |
| 4 - 1:22.231        | 9 - 1:25.216              |                      |
| 5 - <b>1:21.663</b> | 10 - 1:23.501             |                      |
| <b>45</b>           | <b>Peter GARROD</b>       | Porsche 944 Turbo    |
| 1 - 7:00.712        | 6 - 1:24.564              | 11 - <b>1:21.611</b> |
| 2 - 1:39.418        | 7 - 1:24.135              |                      |
| 3 - 1:26.982        | 8 - 1:21.959              |                      |
| 4 - 1:26.117        | 9 - 1:23.091              |                      |
| 5 - 1:29.804        | 10 - 1:21.804             |                      |
| <b>47</b>           | <b>Mike JOHNSON</b>       | Porsche 911SC        |
| 1 - 7:24.686        | 6 - 1:19.928              | 11 - 1:18.780        |
| 2 - 1:48.751        | 7 - 1:19.824              |                      |
| 3 - 1:48.708        | 8 - 1:20.144              |                      |
| 4 - 1:21.875        | 9 - <b>1:17.751</b>       |                      |
| 5 - 1:20.048        | 10 - 1:17.934             |                      |
| <b>55</b>           | <b>Malcolm SPENDLOVE</b>  | Porsche GT3 Cup      |
| 1 - 7:35.888        | 6 - 1:23.028              | 11 - <b>1:18.671</b> |
| 2 - 1:46.050        | 7 - 1:22.692              |                      |
| 3 - 1:29.916        | 8 - 1:20.344              |                      |
| 4 - 1:25.151        | 9 - 1:22.343              |                      |
| 5 - 1:22.245        | 10 - 1:24.072             |                      |

Car No's 9 & 63 need working transponders please. Car No 47 stopped working part way through  
 Weather : Sunny / Dry Car 88 Race 2 completed 3+ laps.

Orton Combe  
 Circuit Length = 1.8500 miles.  
 Start: 09:52 End: 10:07

# Michelin Porsche Open Series

## LAP ANALYSIS - QUALIFYING RACE 4

(contd.)

|              |                        |                      |
|--------------|------------------------|----------------------|
| <b>63</b>    | <b>Paul HOWELLS</b>    | Porsche 993RS        |
| 1 - 6:59.018 | 6 - 1:18.321           | 11 - 1:18.741        |
| 2 - 1:47.065 | 7 - 1:22.500           | 12 - 1:18.296        |
| 3 - 1:24.699 | 8 - 1:17.454           |                      |
| 4 - 1:20.265 | 9 - <b>1:17.131</b>    |                      |
| 5 - 1:17.447 | 10 - 1:17.236          |                      |
| <b>75</b>    | <b>Paul HOGAN</b>      | Porsche 996          |
| 1 - 7:29.698 | 6 - 1:22.092           | 11 - <b>1:21.145</b> |
| 2 - 1:43.438 | 7 - 1:22.271           |                      |
| 3 - 1:33.888 | 8 - 1:21.481           |                      |
| 4 - 1:26.427 | 9 - 1:22.399           |                      |
| 5 - 1:23.848 | 10 - 1:24.623          |                      |
| <b>77</b>    | <b>Frank CORTES</b>    | Porsche 944          |
| 1 - 7:16.423 | 6 - 1:30.855           |                      |
| 2 - 1:50.469 | 7 - 1:32.648           |                      |
| 3 - 1:37.192 | 8 - 1:32.902           |                      |
| 4 - 1:41.085 | 9 - 1:30.239           |                      |
| 5 - 1:32.494 | 10 - <b>1:29.973</b>   |                      |
| <b>78</b>    | <b>Andy BROWN</b>      | Porsche 944          |
| 1 - 7:10.819 | 6 - 1:32.030           |                      |
| 2 - 1:50.116 | 7 - 1:31.212           |                      |
| 3 - 1:38.421 | 8 - 1:30.880           |                      |
| 4 - 1:34.700 | 9 - 1:30.874           |                      |
| 5 - 1:33.797 | 10 - <b>1:30.351</b>   |                      |
| <b>79</b>    | <b>Geoffrey ELBROW</b> | Porsche 944          |
| 1 - 7:14.370 | 6 - 1:41.117           |                      |
| 2 - 1:52.334 | 7 - 1:36.749           |                      |
| 3 - 1:41.864 | 8 - <b>1:34.615</b>    |                      |
| 4 - 1:38.511 | 9 - 1:36.766           |                      |
| 5 - 1:39.180 | 10 - 1:35.001          |                      |
| <b>80</b>    | <b>Dave ROBERTS</b>    | Porsche 944          |
| 1 - 7:20.937 | 6 - 1:43.584           |                      |
| 2 - 1:51.835 | 7 - 1:35.302           |                      |
| 3 - 1:39.933 | 8 - 1:36.212           |                      |
| 4 - 1:36.794 | 9 - 1:35.969           |                      |
| 5 - 1:38.423 | 10 - <b>1:33.342</b>   |                      |
| <b>82</b>    | <b>David YAPP</b>      | Porsche 944          |
| 1 - 7:32.060 | 6 - 1:41.044           |                      |
| 2 - 1:49.508 | 7 - 1:34.199           |                      |
| 3 - 1:38.618 | 8 - <b>1:32.735</b>    |                      |
| 4 - 1:36.714 | 9 - 1:37.003           |                      |
| 5 - 1:35.614 | 10 - 1:33.792          |                      |

Car No's 9 & 63 need working transponders please. Car No 47 stopped working part way through  
 Weather : Sunny / Dry Car 88 Race 2 completed 3+ laps.

Orton Combe  
 Circuit Length = 1.8500 miles.  
 Start: 09:52 End: 10:07

# Michelin Porsche Open Series LAP ANALYSIS - QUALIFYING RACE 4

(contd.)

|              |                     |  |             |
|--------------|---------------------|--|-------------|
| <b>90</b>    | <b>Mark HARRIS</b>  |  | Porsche 944 |
| 1 - 7:06.201 | 6 - 1:43.694        |  |             |
| 2 - 1:55.642 | 7 - 1:35.367        |  |             |
| 3 - 1:41.583 | 8 - <b>1:34.412</b> |  |             |
| 4 - 1:42.428 | 9 - 1:37.371        |  |             |
| 5 - 1:39.723 | 10 - 1:37.090       |  |             |

Car No's 9 & 63 need working transponders please. Car No 47 stopped working part way through  
Weather : Sunny / Dry Car 88 Race 2 completed 3+ laps.

Orpington  
Circuit Length = 1.8500 miles.  
Start: 09:52 End: 10:07

# Michelin Porsche Open Series

## GRID FOR RACE 4

|        |            |                 |
|--------|------------|-----------------|
| ROW 11 | 90 HARRIS  | 79 ELBROW       |
| ROW 10 | 82 YAPP    | 80 ROBERTS      |
| ROW 9  | 77 CORTES  | 78 BROWN        |
| ROW 8  | 7 CHILTON  | 27 WINTERHALDER |
| ROW 7  | 45 GARROD  | 41 ROTSAERT     |
| ROW 6  | 75 HOGAN   | 20 RUSSELL      |
| ROW 5  | 9 HARRISON | 55 SPENDLOVE    |
| ROW 4  | 36 BUTCHER | 47 JOHNSON      |
| ROW 3  | 63 HOWELLS | 37 STEPHENSON   |
| ROW 2  | 38 ALBUTT  | 10 BROWN        |
| ROW 1  | 3 MORRIS   | 18 CHAMBERS     |
|        | POLE       |                 |

**Car No's 9 & 63 need working transponders please. Car No 47 stopped working part way through.**  
**Weather : Sunny / Dry Car 88 Race 2 completed 3+ laps.**  
**These results are provisional until the conclusion of any judicial and technical matters.**

Glynne Combe  
 Circuit Length = 1.8500 miles.  
 Start: 09:52 End: 10:07

|                  |           |             |
|------------------|-----------|-------------|
| Clerk of Course: | Stewards: | Timekeeper: |
|------------------|-----------|-------------|

## Porsche Open Series PROVISIONAL RESULT - RACE 4

| POS | NO | CL | DRIVER               | NAT | CAR                | TIME      | LAPS | GAP      | MPH   | BEST     |
|-----|----|----|----------------------|-----|--------------------|-----------|------|----------|-------|----------|
| 1   | 3  | 2  | Peter MORRIS         |     | Porsche GT3 Cup    | 20:55.381 | 17   |          | 90.18 | 1:11.762 |
| 2   | 18 | 1  | Peter CHAMBERS       |     | Porsche GT3 Cup    | 20:56.350 | 17   | 0.969    | 90.11 | 1:12.497 |
| 3   | 9  | 1  | Gerry HARRISON       |     | Porsche 911 GT3 RS | 21:46.479 | 17   | 51.098   | 86.66 | 1:14.357 |
| 4   | 37 | 2  | Mark STEPHENSON      |     | Porsche GT3 Cup    | 21:47.078 | 17   | 51.697   | 86.62 | 1:14.732 |
| 5   | 55 | 2  | Malcolm SPENDLOVE    |     | Porsche GT3 Cup    | 21:48.522 | 17   | 53.141   | 86.52 | 1:14.730 |
| 6   | 10 | 2  | Tony BROWN           |     | Porsche 964RSR     | 22:14.117 | 17   | 1:18.736 | 84.86 | 1:16.649 |
| 7   | 47 | 3  | Mike JOHNSON         |     | Porsche 911SC      | 20:57.859 | 16   | 1 LAP    | 84.71 | 1:17.072 |
| 8   | 63 | 2  | Paul HOWELLS         |     | Porsche 993RS      | 21:25.117 | 16   | 1 LAP    | 82.91 | 1:17.549 |
| 9   | 20 | 2  | Steve RUSSELL        |     | Porsche GT3 Cup    | 21:30.203 | 16   | 1 LAP    | 82.59 | 1:15.249 |
| 10  | 75 | 2  | Paul HOGAN           |     | Porsche 996        | 21:34.912 | 16   | 1 LAP    | 82.29 | 1:18.529 |
| 11  | 45 | 3  | Peter GARROD         |     | Porsche 944 Turbo  | 21:49.321 | 16   | 1 LAP    | 81.38 | 1:20.355 |
| 12  | 41 | 2  | Jean-Marc ROTSAERT   |     | Porsche GT3 Cup    | 21:58.593 | 16   | 1 LAP    | 80.81 | 1:19.811 |
| 13  | 7  | 3  | Mark CHILTON         |     | Porsche 928 GTS    | 20:56.289 | 15   | 2 LAPS   | 79.52 | 1:21.467 |
| 14  | 27 | 4  | Charles WINTERHALDER |     | Porsche 944        | 22:01.642 | 15   | 2 LAPS   | 75.58 | 1:26.255 |
| 15  | 78 | 4  | Andy BROWN           |     | Porsche 944        | 22:12.363 | 15   | 2 LAPS   | 74.98 | 1:27.142 |
| 16  | 80 | 4  | Dave ROBERTS         |     | Porsche 944        | 21:19.147 | 14   | 3 LAPS   | 72.89 | 1:29.232 |
| 17  | 90 | 4  | Mark HARRIS          |     | Porsche 944        | 21:31.619 | 14   | 3 LAPS   | 72.18 | 1:28.451 |
| 18  | 82 | 4  | David YAPP           |     | Porsche 944        | 21:32.154 | 14   | 3 LAPS   | 72.15 | 1:28.290 |
| 19  | 79 | 4  | Geoffrey ELBROW      |     | Porsche 944        | 21:36.379 | 14   | 3 LAPS   | 71.92 | 1:29.326 |

### NOT CLASSIFIED

|    |   |               |  |                    |           |    |        |       |          |
|----|---|---------------|--|--------------------|-----------|----|--------|-------|----------|
| 77 | 4 | Frank CORTES  |  | Porsche 944        | 14:58.087 | 10 | D.N.F. | 74.15 | 1:25.754 |
| 38 | 2 | Mark ALBUTT   |  | Porsche GT3 Cup    | 9:16.579  | 7  | D.N.F. | 83.76 | 1:14.117 |
| 36 | 1 | Keith BUTCHER |  | Porsche 996 GT3 RS | 1:25.964  | 1  | D.N.F. | 77.47 | 1:25.964 |

### FASTEST LAP

|    |   |                |  |                 |          |    |          |           |
|----|---|----------------|--|-----------------|----------|----|----------|-----------|
| 3  | 2 | Peter MORRIS   |  | Porsche GT3 Cup | 1:11.762 | 17 | 92.80mph | 149.35kph |
| 18 | 1 | Peter CHAMBERS |  | Porsche GT3 Cup | 1:12.497 | 13 | 91.86mph | 147.84kph |
| 47 | 3 | Mike JOHNSON   |  | Porsche 911SC   | 1:17.072 | 6  | 86.41mph | 139.06kph |
| 77 | 4 | Frank CORTES   |  | Porsche 944     | 1:25.754 | 10 | 77.66mph | 124.98kph |

Car No 9 still no transponder.

Weather : Sunny / Dry

These results are provisional until the conclusion of any judicial and technical matters.

Castle Combe

Circuit Length = 1.8500 miles.

Start: 14:06 End: 14:27

|                  |           |             |
|------------------|-----------|-------------|
| Clerk of Course: | Stewards: | Timekeeper: |
|------------------|-----------|-------------|



## Porsche Open Series LAP CHART FOR RACE 4

| Lap 1 |        |          | Lap 2 |        |          | Lap 3 |          |          | Lap 4 |          |          | Lap 5 |          |          |
|-------|--------|----------|-------|--------|----------|-------|----------|----------|-------|----------|----------|-------|----------|----------|
| No    | Behind | Laptime  | No    | Behind | Laptime  | No    | Behind   | Laptime  | No    | Behind   | Laptime  | No    | Behind   | Laptime  |
| 3     |        | 1:20.338 | 3     |        | 1:13.730 | 3     |          | 1:12.841 | 3     |          | 1:12.236 | 3     |          | 1:14.426 |
| 18    | 0.849  | 1:21.187 | 18    | 0.780  | 1:13.661 | 18    | 0.460    | 1:12.521 | 18    | 0.969    | 1:12.745 | 77    | 1 LAP    | 1:29.405 |
| 55    | 2.864  | 1:23.202 | 55    | 7.330  | 1:18.196 | 55    | 13.024   | 1:18.535 | 55    | 18.966   | 1:18.178 | 18    | 1.153    | 1:14.610 |
| 47    | 4.521  | 1:24.859 | 37    | 10.549 | 1:18.323 | 37    | 13.731   | 1:16.023 | 37    | 19.404   | 1:17.909 | 80    | 1 LAP    | 1:31.064 |
| 36    | 5.626  | 1:25.964 | 47    | 10.797 | 1:20.006 | 9     | 16.457   | 1:15.923 | 9     | 19.931   | 1:15.710 | 90    | 1 LAP    | 1:33.293 |
| 37    | 5.956  | 1:26.294 | 9     | 13.375 | 1:20.576 | 47    | 17.516   | 1:19.560 | 47    | 22.860   | 1:17.580 | 82    | 1 LAP    | 1:33.426 |
| 9     | 6.529  | 1:26.867 | 10    | 14.398 | 1:20.669 | 10    | 18.827   | 1:17.270 | 10    | 23.515   | 1:16.924 | 79    | 1 LAP    | 1:32.619 |
| 10    | 7.459  | 1:27.797 | 20    | 15.557 | 1:20.231 | 20    | 20.979   | 1:18.263 | 20    | 25.796   | 1:17.053 | 37    | 22.029   | 1:17.051 |
| 38    | 7.641  | 1:27.979 | 75    | 17.889 | 1:21.404 | 38    | 24.802   | 1:18.270 | 38    | 26.683   | 1:14.117 | 55    | 22.417   | 1:17.877 |
| 20    | 9.056  | 1:29.394 | 45    | 19.117 | 1:20.937 | 75    | 25.536   | 1:20.488 | 75    | 32.901   | 1:19.601 | 9     | 22.740   | 1:17.235 |
| 75    | 10.215 | 1:30.553 | 38    | 19.373 | 1:25.462 | 45    | 27.894   | 1:21.618 | 45    | 36.077   | 1:20.419 | 47    | 25.950   | 1:17.516 |
| 45    | 11.910 | 1:32.248 | 7     | 23.731 | 1:24.232 | 63    | 32.247   | 1:19.011 | 63    | 41.833   | 1:21.822 | 10    | 26.385   | 1:17.296 |
| 41    | 13.085 | 1:33.423 | 41    | 24.070 | 1:24.715 | 7     | 33.613   | 1:22.723 | 7     | 44.309   | 1:22.932 | 20    | 28.860   | 1:17.490 |
| 7     | 13.229 | 1:33.567 | 63    | 26.077 | 1:19.428 | 41    | 34.260   | 1:23.031 | 41    | 44.584   | 1:22.560 | 38    | 29.199   | 1:16.942 |
| 78    | 17.165 | 1:37.503 | 27    | 31.242 | 1:27.297 | 27    | 45.363   | 1:26.962 | 27    | 59.382   | 1:26.255 | 75    | 39.014   | 1:20.539 |
| 27    | 17.675 | 1:38.013 | 78    | 32.693 | 1:29.258 | 78    | 47.142   | 1:27.290 | 78    | 1:02.104 | 1:27.198 | 45    | 42.400   | 1:20.749 |
| 80    | 20.283 | 1:40.621 | 80    | 37.989 | 1:31.436 | 80    | 56.910   | 1:31.762 |       |          |          | 63    | 47.308   | 1:19.901 |
| 63    | 20.379 | 1:40.717 | 77    | 38.463 | 1:30.891 | 77    | 57.301   | 1:31.679 |       |          |          | 7     | 52.718   | 1:22.835 |
| 77    | 21.302 | 1:41.640 | 90    | 42.186 | 1:32.695 | 90    | 59.911   | 1:30.566 |       |          |          | 41    | 52.972   | 1:22.814 |
| 90    | 23.221 | 1:43.559 | 82    | 43.115 | 1:33.240 | 82    | 1:01.567 | 1:31.293 |       |          |          | 27    | 1:11.371 | 1:26.415 |
| 82    | 23.605 | 1:43.943 | 79    | 45.130 | 1:33.255 | 79    | 1:03.949 | 1:31.660 |       |          |          |       |          |          |
| 79    | 25.605 | 1:45.943 |       |        |          |       |          |          |       |          |          |       |          |          |

Car No 9 still no transponder.  
Weather : Sunny / Dry

# Porsche Open Series LAP CHART FOR RACE 4

(contd.)

| Lap 6 |          |          | Lap 7 |          |          | Lap 8 |          |          | Lap 9 |          |          | Lap 10 |          |          |
|-------|----------|----------|-------|----------|----------|-------|----------|----------|-------|----------|----------|--------|----------|----------|
| No    | Behind   | Laptime  | No    | Behind   | Laptime  | No    | Behind   | Laptime  | No    | Behind   | Laptime  | No     | Behind   | Laptime  |
| 3     |          | 1:13.228 | 3     |          | 1:12.336 | 3     |          | 1:12.274 | 3     |          | 1:14.610 | 3      |          | 1:15.016 |
| 18    | 0.689    | 1:12.764 | 18    | 1.100    | 1:12.747 | 18    | 1.929    | 1:13.103 | 18    | 1.531    | 1:14.212 | 45     | 1 LAP    | 1:23.014 |
| 78    | 1 LAP    | 1:28.594 | 27    | 1 LAP    | 1:27.158 | 27    | 1 LAP    | 1:27.564 | 20    | 1 LAP    | 1:20.270 | 18     | 1.108    | 1:14.593 |
| 77    | 1 LAP    | 1:27.973 | 78    | 1 LAP    | 1:28.239 | 37    | 34.002   | 1:15.929 | 7     | 1 LAP    | 1:22.479 | 90     | 2 LAPS   | 1:31.325 |
| 80    | 1 LAP    | 1:30.405 | 37    | 30.347   | 1:16.759 | 9     | 34.562   | 1:15.420 | 41    | 1 LAP    | 1:22.195 | 20     | 1 LAP    | 1:19.673 |
| 90    | 1 LAP    | 1:31.040 | 77    | 1 LAP    | 1:28.913 | 78    | 1 LAP    | 1:28.683 | 37    | 35.263   | 1:15.871 | 82     | 2 LAPS   | 1:32.111 |
| 37    | 25.924   | 1:17.123 | 9     | 31.416   | 1:16.486 | 55    | 35.596   | 1:15.564 | 9     | 36.294   | 1:16.342 | 79     | 2 LAPS   | 1:32.277 |
| 55    | 26.185   | 1:16.996 | 55    | 32.306   | 1:18.457 | 47    | 40.199   | 1:17.659 | 55    | 36.712   | 1:15.726 | 41     | 1 LAP    | 1:19.811 |
| 9     | 27.266   | 1:17.754 | 47    | 34.814   | 1:17.356 | 10    | 44.212   | 1:19.697 | 27    | 1 LAP    | 1:28.493 | 7      | 1 LAP    | 1:22.310 |
| 82    | 1 LAP    | 1:32.510 | 10    | 36.789   | 1:18.559 | 77    | 1 LAP    | 1:28.136 | 47    | 44.013   | 1:18.424 | 37     | 36.268   | 1:16.021 |
| 79    | 1 LAP    | 1:31.600 | 80    | 1 LAP    | 1:30.704 | 80    | 1 LAP    | 1:30.682 | 10    | 47.196   | 1:17.594 | 9      | 37.246   | 1:15.968 |
| 47    | 29.794   | 1:17.072 | 38    | 37.444   | 1:18.814 | 90    | 1 LAP    | 1:30.588 | 78    | 1 LAP    | 1:29.175 | 55     | 37.878   | 1:16.182 |
| 10    | 30.566   | 1:17.409 | 90    | 1 LAP    | 1:34.700 | 63    | 1:05.279 | 1:19.638 | 77    | 1 LAP    | 1:27.040 | 47     | 47.003   | 1:18.006 |
| 38    | 30.966   | 1:14.995 | 82    | 1 LAP    | 1:32.344 | 75    | 1:06.297 | 1:23.304 | 63    | 1:08.993 | 1:18.324 | 10     | 49.428   | 1:17.248 |
| 75    | 46.920   | 1:21.134 | 79    | 1 LAP    | 1:32.257 | 82    | 1 LAP    | 1:30.974 | 80    | 1 LAP    | 1:29.632 | 27     | 1 LAP    | 1:26.846 |
| 45    | 50.340   | 1:21.168 | 75    | 55.267   | 1:20.683 | 79    | 1 LAP    | 1:31.404 | 75    | 1:13.128 | 1:21.441 | 78     | 1 LAP    | 1:28.061 |
| 63    | 51.976   | 1:17.896 | 63    | 57.915   | 1:18.275 | 45    | 1:07.476 | 1:20.355 |       |          |          | 77     | 1 LAP    | 1:26.656 |
| 20    | 1:00.480 | 1:44.848 | 45    | 59.395   | 1:21.391 |       |          |          |       |          |          | 63     | 1:12.740 | 1:18.763 |
| 7     | 1:01.247 | 1:21.757 | 20    | 1:09.767 | 1:21.623 |       |          |          |       |          |          |        |          |          |
| 41    | 1:01.531 | 1:21.787 | 7     | 1:10.378 | 1:21.467 |       |          |          |       |          |          |        |          |          |
|       |          |          | 41    | 1:10.957 | 1:21.762 |       |          |          |       |          |          |        |          |          |

Car No 9 still no transponder.  
Weather : Sunny / Dry

Castle Combe  
Circuit Length = 1.8500 miles.  
Start: 14:06 End: 14:27

# Porsche Open Series

## LAP CHART FOR RACE 4

(contd.)

| Lap 11 |        |          | Lap 12 |        |          | Lap 13 |          |          | Lap 14 |          |          | Lap 15 |          |          |
|--------|--------|----------|--------|--------|----------|--------|----------|----------|--------|----------|----------|--------|----------|----------|
| No     | Behind | Laptime  | No     | Behind | Laptime  | No     | Behind   | Laptime  | No     | Behind   | Laptime  | No     | Behind   | Laptime  |
| 3      |        | 1:15.703 | 18     |        | 1:12.783 | 18     |          | 1:12.497 | 18     |          | 1:12.839 | 18     |          | 1:14.003 |
| 18     | 0.401  | 1:14.996 | 3      | 0.518  | 1:13.702 | 3      | 0.499    | 1:12.478 | 3      | 0.455    | 1:12.795 | 3      | 0.308    | 1:13.856 |
| 75     | 1 LAP  | 1:20.895 | 78     | 2 LAPS | 1:27.840 | 27     | 2 LAPS   | 1:26.979 | 63     | 1 LAP    | 1:18.597 | 90     | 3 LAPS   | 1:30.386 |
| 45     | 1 LAP  | 1:21.807 | 63     | 1 LAP  | 1:19.413 | 63     | 1 LAP    | 1:18.067 | 27     | 2 LAPS   | 1:27.548 | 82     | 3 LAPS   | 1:30.238 |
| 80     | 2 LAPS | 1:30.867 | 77     | 2 LAPS | 1:25.754 | 78     | 2 LAPS   | 1:27.142 | 75     | 1 LAP    | 1:19.140 | 79     | 3 LAPS   | 1:30.292 |
| 20     | 1 LAP  | 1:19.069 | 75     | 1 LAP  | 1:19.654 | 75     | 1 LAP    | 1:19.512 | 20     | 1 LAP    | 1:18.059 | 63     | 1 LAP    | 1:17.549 |
| 41     | 1 LAP  | 1:22.557 | 45     | 1 LAP  | 1:20.946 | 20     | 1 LAP    | 1:17.639 | 45     | 1 LAP    | 1:20.583 | 75     | 1 LAP    | 1:18.529 |
| 7      | 1 LAP  | 1:23.894 | 20     | 1 LAP  | 1:17.698 | 45     | 1 LAP    | 1:21.498 | 78     | 2 LAPS   | 1:28.355 | 20     | 1 LAP    | 1:16.006 |
| 90     | 2 LAPS | 1:33.477 | 41     | 1 LAP  | 1:20.283 | 41     | 1 LAP    | 1:20.787 | 41     | 1 LAP    | 1:20.675 | 27     | 2 LAPS   | 1:28.061 |
| 82     | 2 LAPS | 1:32.997 | 80     | 2 LAPS | 1:32.033 | 7      | 1 LAP    | 1:23.985 | 9      | 46.574   | 1:15.741 | 45     | 1 LAP    | 1:20.417 |
| 79     | 2 LAPS | 1:32.371 | 7      | 1 LAP  | 1:23.066 | 9      | 43.672   | 1:15.368 | 37     | 47.165   | 1:16.014 | 78     | 2 LAPS   | 1:27.675 |
| 37     | 36.354 | 1:15.789 | 37     | 39.281 | 1:16.111 | 37     | 43.990   | 1:17.206 | 55     | 47.649   | 1:15.457 | 9      | 46.928   | 1:14.357 |
| 9      | 36.919 | 1:15.376 | 9      | 40.801 | 1:17.066 | 55     | 45.031   | 1:16.230 | 7      | 1 LAP    | 1:23.866 | 41     | 1 LAP    | 1:20.379 |
| 55     | 37.542 | 1:15.367 | 55     | 41.298 | 1:16.940 | 80     | 2 LAPS   | 1:31.557 | 10     | 1:04.218 | 1:17.540 | 37     | 47.894   | 1:14.732 |
| 47     | 49.460 | 1:18.160 | 90     | 2 LAPS | 1:31.600 | 10     | 59.517   | 1:17.775 | 80     | 2 LAPS   | 1:29.910 | 55     | 48.376   | 1:14.730 |
| 10     | 50.374 | 1:16.649 | 82     | 2 LAPS | 1:31.196 | 47     | 1:00.953 | 1:18.004 | 47     | 1:05.993 | 1:17.879 | 7      | 1 LAP    | 1:22.723 |
| 27     | 1 LAP  | 1:27.060 | 79     | 2 LAPS | 1:34.204 | 90     | 2 LAPS   | 1:30.809 |        |          |          | 10     | 1:07.018 | 1:16.803 |
|        |        |          | 10     | 54.239 | 1:17.049 | 82     | 2 LAPS   | 1:30.981 |        |          |          | 47     | 1:09.769 | 1:17.779 |
|        |        |          | 47     | 55.446 | 1:19.170 | 79     | 2 LAPS   | 1:29.326 |        |          |          |        |          |          |

Car No 9 still no transponder.  
Weather : Sunny / Dry

**Porsche Open Series  
LAP CHART FOR RACE 4**

(contd.)

| Lap 16 |          |          | Lap 17 |          |          | Lap 18 |        |         | Lap 19 |        |         | Lap 20 |        |         |
|--------|----------|----------|--------|----------|----------|--------|--------|---------|--------|--------|---------|--------|--------|---------|
| No     | Behind   | Laptime  | No     | Behind   | Laptime  | No     | Behind | Laptime | No     | Behind | Laptime | No     | Behind | Laptime |
| 18     |          | 1:14.203 | 3      |          | 1:11.762 |        |        |         |        |        |         |        |        |         |
| 3      | 0.155    | 1:14.050 | 7      | 2 LAPS   | 1:24.453 |        |        |         |        |        |         |        |        |         |
| 80     | 3 LAPS   | 1:29.242 | 18     | 0.969    | 1:12.886 |        |        |         |        |        |         |        |        |         |
| 90     | 3 LAPS   | 1:29.130 | 47     | 1 LAP    | 1:18.829 |        |        |         |        |        |         |        |        |         |
| 82     | 3 LAPS   | 1:28.290 | 80     | 3 LAPS   | 1:29.232 |        |        |         |        |        |         |        |        |         |
| 63     | 1 LAP    | 1:18.453 | 63     | 1 LAP    | 1:19.263 |        |        |         |        |        |         |        |        |         |
| 79     | 3 LAPS   | 1:29.362 | 20     | 1 LAP    | 1:17.638 |        |        |         |        |        |         |        |        |         |
| 20     | 1 LAP    | 1:15.249 | 90     | 3 LAPS   | 1:28.451 |        |        |         |        |        |         |        |        |         |
| 75     | 1 LAP    | 1:18.662 | 82     | 3 LAPS   | 1:28.611 |        |        |         |        |        |         |        |        |         |
| 45     | 1 LAP    | 1:20.934 | 75     | 1 LAP    | 1:19.373 |        |        |         |        |        |         |        |        |         |
| 9      | 48.050   | 1:15.325 | 79     | 3 LAPS   | 1:29.809 |        |        |         |        |        |         |        |        |         |
| 37     | 48.437   | 1:14.746 | 9      | 51.098   | 1:14.965 |        |        |         |        |        |         |        |        |         |
| 27     | 2 LAPS   | 1:28.891 | 37     | 51.697   | 1:15.177 |        |        |         |        |        |         |        |        |         |
| 55     | 50.271   | 1:16.098 | 55     | 53.141   | 1:14.787 |        |        |         |        |        |         |        |        |         |
| 41     | 1 LAP    | 1:21.294 | 45     | 1 LAP    | 1:21.237 |        |        |         |        |        |         |        |        |         |
| 78     | 2 LAPS   | 1:29.249 | 41     | 1 LAP    | 1:20.520 |        |        |         |        |        |         |        |        |         |
| 10     | 1:11.693 | 1:18.878 | 27     | 2 LAPS   | 1:28.100 |        |        |         |        |        |         |        |        |         |
|        |          |          | 78     | 2 LAPS   | 1:28.101 |        |        |         |        |        |         |        |        |         |
|        |          |          | 10     | 1:18.736 | 1:18.960 |        |        |         |        |        |         |        |        |         |


Car No 9 still no transponder.  
Weather : Sunny / Dry

Castle Combe  
Circuit Length = 1.8500 miles.  
Start: 14:06 End: 14:27

# Porsche Open Series

## GRID FOR RACE 10

|        |              |                 |
|--------|--------------|-----------------|
| ROW 11 | 38 ALBUTT    | 36 BUTCHER      |
| ROW 10 | 79 ELBROW    | 77 CORTES       |
| ROW 9  | 90 HARRIS    | 82 YAPP         |
| ROW 8  | 78 BROWN     | 80 ROBERTS      |
| ROW 7  | 7 CHILTON    | 27 WINTERHALDER |
| ROW 6  | 45 GARROD    | 41 ROTSAERT     |
| ROW 5  | 20 RUSSELL   | 75 HOGAN        |
| ROW 4  | 47 JOHNSON   | 63 HOWELLS      |
| ROW 3  | 55 SPENDLOVE | 10 BROWN        |
| ROW 2  | 9 HARRISON   | 37 STEPHENSON   |
| ROW 1  | 3 MORRIS     | 18 CHAMBERS     |
|        | POLE         |                 |



Weather : Sunny / Dry

These results are provisional until the conclusion of any judicial and technical matters.

Castle Combe

Circuit Length = 1.8500 miles.

Start: 14:06 End: 14:27

|                  |           |             |
|------------------|-----------|-------------|
| Clerk of Course: | Stewards: | Timekeeper: |
|------------------|-----------|-------------|

# Porsche Open Series

## PROVISIONAL RESULT - RACE 10

| POS | NO | CL | DRIVER               | NAT | CAR                | TIME      | LAPS | GAP      | MPH   | BEST     |
|-----|----|----|----------------------|-----|--------------------|-----------|------|----------|-------|----------|
| 1   | 3  | 2  | Peter MORRIS         |     | Porsche GT3 Cup    | 20:44.313 | 17   |          | 90.99 | 1:11.807 |
| 2   | 18 | 1  | Peter CHAMBERS       |     | Porsche GT3 Cup    | 20:57.208 | 17   | 12.895   | 90.05 | 1:12.555 |
| 3   | 37 | 2  | Mark STEPHENSON      |     | Porsche GT3 Cup    | 21:45.052 | 17   | 1:00.739 | 86.75 | 1:15.359 |
| 4   | 20 | 2  | Steve RUSSELL        |     | Porsche GT3 Cup    | 21:49.813 | 17   | 1:05.500 | 86.44 | 1:14.964 |
| 5   | 9  | 1  | Gerry HARRISON       |     | Porsche 911 GT3 RS | 21:51.858 | 17   | 1:07.545 | 86.30 | 1:15.494 |
| 6   | 10 | 2  | Tony BROWN           |     | Porsche 964RSR     | 21:52.085 | 17   | 1:07.772 | 86.29 | 1:15.120 |
| 7   | 38 | 2  | Mark ALBUTT          |     | Porsche GT3 Cup    | 20:44.314 | 16   | 1 LAP    | 85.63 | 1:15.048 |
| 8   | 63 | 2  | Paul HOWELLS         |     | Porsche 993RS      | 20:51.254 | 16   | 1 LAP    | 85.16 | 1:16.131 |
| 9   | 47 | 3  | Mike JOHNSON         |     | Porsche 911SC      | 21:06.454 | 16   | 1 LAP    | 84.14 | 1:17.058 |
| 10  | 55 | 1  | Malcolm SPENDLOVE    |     | Porsche GT3 Cup    | 21:14.312 | 16   | 1 LAP    | 83.62 | 1:15.774 |
| 11  | 41 | 2  | Jean-Marc ROTSAERT   |     | Porsche GT3 Cup    | 21:23.742 | 16   | 1 LAP    | 83.00 | 1:17.955 |
| 12  | 75 | 2  | Paul HOGAN           |     | Porsche 996        | 21:26.901 | 16   | 1 LAP    | 82.80 | 1:18.359 |
| 13  | 45 | 3  | Peter GARROD         |     | Porsche 944 Turbo  | 21:34.967 | 16   | 1 LAP    | 82.28 | 1:18.605 |
| 14  | 7  | 3  | Mark CHILTON         |     | Porsche 928 GTS    | 22:04.911 | 16   | 1 LAP    | 80.42 | 1:20.404 |
| 15  | 27 | 4  | Charles WINTERHALDER |     | Porsche 944        | 21:27.787 | 15   | 2 LAPS   | 77.57 | 1:24.161 |
| 16  | 77 | 4  | Frank CORTES         |     | Porsche 944        | 21:46.493 | 15   | 2 LAPS   | 76.46 | 1:23.082 |
| 17  | 78 | 4  | Andy BROWN           |     | Porsche 944        | 22:04.953 | 15   | 2 LAPS   | 75.39 | 1:25.975 |
| 18  | 80 | 4  | Dave ROBERTS         |     | Porsche 944        | 20:44.314 | 14   | 3 LAPS   | 74.93 | 1:26.901 |
| 19  | 90 | 4  | Mark HARRIS          |     | Porsche 944        | 21:13.944 | 14   | 3 LAPS   | 73.19 | 1:29.071 |
| 20  | 82 | 4  | David YAPP           |     | Porsche 944        | 21:53.297 | 14   | 3 LAPS   | 70.99 | 1:31.225 |
| 21  | 79 | 4  | Geoffrey ELBROW      |     | Porsche 944        | 22:01.577 | 14   | 3 LAPS   | 70.55 | 1:30.784 |

### FASTEST LAP

|    |   |                |                 |          |    |          |           |
|----|---|----------------|-----------------|----------|----|----------|-----------|
| 3  | 2 | Peter MORRIS   | Porsche GT3 Cup | 1:11.807 | 17 | 92.74mph | 149.26kph |
| 18 | 1 | Peter CHAMBERS | Porsche GT3 Cup | 1:12.555 | 2  | 91.79mph | 147.72kph |
| 47 | 3 | Mike JOHNSON   | Porsche 911SC   | 1:17.058 | 4  | 86.42mph | 139.09kph |
| 77 | 4 | Frank CORTES   | Porsche 944     | 1:23.082 | 9  | 80.16mph | 129.00kph |

Weather : Sunny / Dry

These results are provisional until the conclusion of any judicial and technical matters.

Castle Combe

Circuit Length = 1.8500 miles.

Start: 17:15 End: 17:36

Clerk of Course:

Stewards:

Timekeeper:

# Porsche Open Series

## PROVISIONAL RESULT - RACE 10

| POS | NO | CL | DRIVER               | NAT | CAR                | TIME      | LAPS | GAP      | MPH   | BEST     |
|-----|----|----|----------------------|-----|--------------------|-----------|------|----------|-------|----------|
| 1   | 3  | 2  | Peter MORRIS         |     | Porsche GT3 Cup    | 20:44.313 | 17   |          | 90.99 | 1:11.807 |
| 2   | 18 | 1  | Peter CHAMBERS       |     | Porsche GT3 Cup    | 20:57.208 | 17   | 12.895   | 90.05 | 1:12.555 |
| 3   | 37 | 2  | Mark STEPHENSON      |     | Porsche GT3 Cup    | 21:45.052 | 17   | 1:00.739 | 86.75 | 1:15.359 |
| 4   | 20 | 2  | Steve RUSSELL        |     | Porsche GT3 Cup    | 21:49.813 | 17   | 1:05.500 | 86.44 | 1:14.964 |
| 5   | 9  | 1  | Gerry HARRISON       |     | Porsche 911 GT3 RS | 21:51.858 | 17   | 1:07.545 | 86.30 | 1:15.494 |
| 6   | 10 | 2  | Tony BROWN           |     | Porsche 964RSR     | 21:52.085 | 17   | 1:07.772 | 86.29 | 1:15.120 |
| 7   | 38 | 2  | Mark ALBUTT          |     | Porsche GT3 Cup    | 20:44.314 | 16   | 1 LAP    | 85.63 | 1:15.048 |
| 8   | 63 | 2  | Paul HOWELLS         |     | Porsche 993RS      | 20:51.254 | 16   | 1 LAP    | 85.16 | 1:16.131 |
| 9   | 47 | 3  | Mike JOHNSON         |     | Porsche 911SC      | 21:06.454 | 16   | 1 LAP    | 84.14 | 1:17.058 |
| 10  | 55 | 1  | Malcolm SPENDLOVE    |     | Porsche GT3 Cup    | 21:14.312 | 16   | 1 LAP    | 83.62 | 1:15.774 |
| 11  | 41 | 2  | Jean-Marc ROTSAERT   |     | Porsche GT3 Cup    | 21:23.742 | 16   | 1 LAP    | 83.00 | 1:17.955 |
| 12  | 75 | 2  | Paul HOGAN           |     | Porsche 996        | 21:26.901 | 16   | 1 LAP    | 82.80 | 1:18.359 |
| 13  | 45 | 3  | Peter GARROD         |     | Porsche 944 Turbo  | 21:34.967 | 16   | 1 LAP    | 82.28 | 1:18.605 |
| 14  | 7  | 3  | Mark CHILTON         |     | Porsche 928 GTS    | 22:04.911 | 16   | 1 LAP    | 80.42 | 1:20.404 |
| 15  | 27 | 4  | Charles WINTERHALDER |     | Porsche 944        | 21:27.787 | 15   | 2 LAPS   | 77.57 | 1:24.161 |
| 16  | 77 | 4  | Frank CORTES         |     | Porsche 944        | 21:46.493 | 15   | 2 LAPS   | 76.46 | 1:23.082 |
| 17  | 78 | 4  | Andy BROWN           |     | Porsche 944        | 22:04.953 | 15   | 2 LAPS   | 75.39 | 1:25.975 |
| 18  | 80 | 4  | Dave ROBERTS         |     | Porsche 944        | 20:44.314 | 14   | 3 LAPS   | 74.93 | 1:26.901 |
| 19  | 90 | 4  | Mark HARRIS          |     | Porsche 944        | 21:13.944 | 14   | 3 LAPS   | 73.19 | 1:29.071 |
| 20  | 82 | 4  | David YAPP           |     | Porsche 944        | 21:53.297 | 14   | 3 LAPS   | 70.99 | 1:31.225 |
| 21  | 79 | 4  | Geoffrey ELBROW      |     | Porsche 944        | 22:01.577 | 14   | 3 LAPS   | 70.55 | 1:30.784 |

### FASTEST LAP

|    |   |                |                 |          |    |          |           |
|----|---|----------------|-----------------|----------|----|----------|-----------|
| 3  | 2 | Peter MORRIS   | Porsche GT3 Cup | 1:11.807 | 17 | 92.74mph | 149.26kph |
| 18 | 1 | Peter CHAMBERS | Porsche GT3 Cup | 1:12.555 | 2  | 91.79mph | 147.72kph |
| 47 | 3 | Mike JOHNSON   | Porsche 911SC   | 1:17.058 | 4  | 86.42mph | 139.09kph |
| 77 | 4 | Frank CORTES   | Porsche 944     | 1:23.082 | 9  | 80.16mph | 129.00kph |

Weather : Sunny / Dry

These results are provisional until the conclusion of any judicial and technical matters.

Castle Combe

Circuit Length = 1.8500 miles.

Start: 17:15 End: 17:36

|                  |           |             |
|------------------|-----------|-------------|
| Clerk of Course: | Stewards: | Timekeeper: |
|------------------|-----------|-------------|

## Porsche Open Series LAP CHART FOR RACE 10

| Lap 1 |        |          | Lap 2 |        |          | Lap 3 |          |          | Lap 4 |          |          | Lap 5 |          |          |
|-------|--------|----------|-------|--------|----------|-------|----------|----------|-------|----------|----------|-------|----------|----------|
| No    | Behind | Laptime  | No    | Behind | Laptime  | No    | Behind   | Laptime  | No    | Behind   | Laptime  | No    | Behind   | Laptime  |
| 18    |        | 1:20.014 | 18    |        | 1:12.555 | 18    |          | 1:12.956 | 18    |          | 1:12.686 | 18    |          | 1:13.061 |
| 3     | 0.616  | 1:20.630 | 3     | 0.934  | 1:12.873 | 3     | 0.599    | 1:12.621 | 3     | 0.374    | 1:12.461 | 3     | 0.276    | 1:12.963 |
| 37    | 2.474  | 1:22.488 | 37    | 5.851  | 1:15.932 | 37    | 9.655    | 1:16.760 | 37    | 13.678   | 1:16.709 | 82    | 1 LAP    | 1:32.996 |
| 9     | 5.668  | 1:25.682 | 9     | 8.607  | 1:15.494 | 9     | 11.782   | 1:16.131 | 9     | 15.210   | 1:16.114 | 79    | 1 LAP    | 1:33.020 |
| 63    | 7.399  | 1:27.413 | 63    | 11.688 | 1:16.844 | 63    | 16.654   | 1:17.922 | 63    | 20.099   | 1:16.131 | 37    | 16.542   | 1:15.925 |
| 47    | 7.790  | 1:27.804 | 47    | 12.819 | 1:17.584 | 47    | 17.008   | 1:17.145 | 47    | 21.380   | 1:17.058 | 9     | 17.762   | 1:15.613 |
| 20    | 8.361  | 1:28.375 | 20    | 13.765 | 1:17.959 | 20    | 18.369   | 1:17.560 | 20    | 22.109   | 1:16.426 | 63    | 23.950   | 1:16.912 |
| 10    | 9.207  | 1:29.221 | 10    | 14.607 | 1:17.955 | 10    | 18.651   | 1:17.000 | 10    | 22.808   | 1:16.843 | 20    | 26.047   | 1:16.999 |
| 41    | 10.558 | 1:30.572 | 41    | 17.945 | 1:19.942 | 41    | 24.354   | 1:19.365 | 41    | 29.623   | 1:17.955 | 10    | 26.969   | 1:17.222 |
| 75    | 11.677 | 1:31.691 | 75    | 19.372 | 1:20.250 | 38    | 26.345   | 1:17.350 | 38    | 30.071   | 1:16.412 | 47    | 27.613   | 1:19.294 |
| 45    | 13.454 | 1:33.468 | 38    | 21.951 | 1:20.242 | 75    | 28.576   | 1:22.160 | 75    | 35.572   | 1:19.682 | 38    | 34.755   | 1:17.745 |
| 7     | 14.094 | 1:34.108 | 45    | 22.309 | 1:21.410 | 45    | 29.729   | 1:20.376 | 45    | 37.153   | 1:20.110 | 41    | 36.107   | 1:19.545 |
| 38    | 14.264 | 1:34.278 | 7     | 23.906 | 1:22.367 | 7     | 31.800   | 1:20.850 | 7     | 39.644   | 1:20.530 | 75    | 42.304   | 1:19.793 |
| 77    | 17.470 | 1:37.484 | 27    | 31.523 | 1:26.251 | 55    | 36.578   | 1:17.725 | 55    | 41.454   | 1:17.562 | 45    | 43.590   | 1:19.498 |
| 27    | 17.827 | 1:37.841 | 55    | 31.809 | 1:19.578 | 27    | 44.181   | 1:25.614 | 27    | 56.120   | 1:24.625 | 55    | 45.131   | 1:16.738 |
| 78    | 20.020 | 1:40.034 | 77    | 32.570 | 1:27.655 | 77    | 44.889   | 1:25.275 | 77    | 57.267   | 1:25.064 | 7     | 47.557   | 1:20.974 |
| 80    | 20.511 | 1:40.525 | 78    | 34.594 | 1:27.129 | 78    | 48.193   | 1:26.555 | 78    | 1:02.554 | 1:27.047 | 27    | 1:07.539 | 1:24.480 |
| 90    | 21.208 | 1:41.222 | 80    | 35.568 | 1:27.612 | 80    | 50.700   | 1:28.088 | 80    | 1:06.088 | 1:28.074 | 77    | 1:09.048 | 1:24.842 |
| 82    | 21.678 | 1:41.692 | 90    | 37.724 | 1:29.071 | 90    | 54.668   | 1:29.900 | 90    | 1:12.768 | 1:30.786 |       |          |          |
| 79    | 23.833 | 1:43.847 | 82    | 40.348 | 1:31.225 | 82    | 1:00.392 | 1:33.000 |       |          |          |       |          |          |
| 55    | 24.786 | 1:44.800 | 79    | 42.785 | 1:31.507 | 79    | 1:00.735 | 1:30.906 |       |          |          |       |          |          |

Weather : Sunny / Dry



# Porsche Open Series

## LAP CHART FOR RACE 10

(contd.)

| Lap 6 |        |          | Lap 7 |          |          | Lap 8 |          |          | Lap 9 |          |          | Lap 10 |          |          |
|-------|--------|----------|-------|----------|----------|-------|----------|----------|-------|----------|----------|--------|----------|----------|
| No    | Behind | Laptime  | No    | Behind   | Laptime  | No    | Behind   | Laptime  | No    | Behind   | Laptime  | No     | Behind   | Laptime  |
| 18    |        | 1:14.495 | 18    |          | 1:13.326 | 3     |          | 1:12.223 | 3     |          | 1:11.953 | 3      |          | 1:12.665 |
| 3     | 0.704  | 1:14.923 | 3     | 0.263    | 1:12.885 | 18    | 1.127    | 1:13.613 | 18    | 2.341    | 1:13.167 | 18     | 3.667    | 1:13.991 |
| 78    | 1 LAP  | 1:29.318 | 27    | 1 LAP    | 1:24.893 | 27    | 1 LAP    | 1:25.065 | 37    | 29.257   | 1:16.221 | 7      | 1 LAP    | 1:24.811 |
| 80    | 1 LAP  | 1:29.705 | 77    | 1 LAP    | 1:23.886 | 77    | 1 LAP    | 1:25.175 | 27    | 1 LAP    | 1:24.651 | 79     | 2 LAPS   | 1:31.951 |
| 90    | 1 LAP  | 1:30.721 | 78    | 1 LAP    | 1:27.465 | 37    | 24.989   | 1:15.359 | 9     | 31.113   | 1:16.391 | 82     | 2 LAPS   | 1:32.635 |
| 37    | 18.817 | 1:16.770 | 37    | 22.116   | 1:16.625 | 9     | 26.675   | 1:16.006 | 77    | 1 LAP    | 1:26.041 | 37     | 32.814   | 1:16.222 |
| 9     | 19.666 | 1:16.399 | 9     | 23.155   | 1:16.815 | 78    | 1 LAP    | 1:28.265 | 20    | 41.177   | 1:16.481 | 9      | 34.984   | 1:16.536 |
| 79    | 1 LAP  | 1:32.740 | 80    | 1 LAP    | 1:29.392 | 20    | 36.649   | 1:16.655 | 10    | 41.613   | 1:16.371 | 27     | 1 LAP    | 1:24.161 |
| 63    | 26.940 | 1:17.485 | 63    | 32.206   | 1:18.592 | 10    | 37.195   | 1:17.093 | 47    | 45.957   | 1:17.755 | 77     | 1 LAP    | 1:23.082 |
| 20    | 27.728 | 1:16.176 | 20    | 32.480   | 1:18.078 | 80    | 1 LAP    | 1:27.180 | 63    | 47.229   | 1:17.785 | 20     | 43.972   | 1:15.460 |
| 82    | 1 LAP  | 1:34.675 | 10    | 32.588   | 1:17.445 | 47    | 40.155   | 1:17.865 | 38    | 47.469   | 1:16.413 | 10     | 44.640   | 1:15.692 |
| 10    | 28.469 | 1:15.995 | 90    | 1 LAP    | 1:31.023 | 63    | 41.397   | 1:21.677 | 78    | 1 LAP    | 1:28.463 | 47     | 50.805   | 1:17.513 |
| 47    | 30.179 | 1:17.061 | 47    | 34.776   | 1:17.923 | 38    | 43.009   | 1:15.820 | 80    | 1 LAP    | 1:28.192 | 63     | 51.098   | 1:16.534 |
| 38    | 36.064 | 1:15.804 | 38    | 39.675   | 1:16.937 | 90    | 1 LAP    | 1:29.926 | 55    | 59.449   | 1:17.208 | 38     | 51.577   | 1:16.773 |
| 41    | 40.233 | 1:18.621 | 79    | 1 LAP    | 1:32.282 | 41    | 51.754   | 1:18.772 | 41    | 1:00.131 | 1:20.330 | 55     | 1:04.177 | 1:17.393 |
| 55    | 47.462 | 1:16.826 | 41    | 45.468   | 1:18.561 | 55    | 54.194   | 1:16.770 | 90    | 1 LAP    | 1:30.348 | 78     | 1 LAP    | 1:27.250 |
| 75    | 49.575 | 1:21.766 | 82    | 1 LAP    | 1:32.077 | 75    | 1:02.832 | 1:19.983 | 75    | 1:10.899 | 1:20.020 | 41     | 1:09.138 | 1:21.672 |
| 45    | 51.200 | 1:22.105 | 55    | 49.910   | 1:15.774 | 79    | 1 LAP    | 1:31.551 | 45    | 1:11.951 | 1:19.393 | 80     | 1 LAP    | 1:27.807 |
| 7     | 53.466 | 1:20.404 | 75    | 55.335   | 1:19.086 | 45    | 1:04.511 | 1:20.379 |       |          |          |        |          |          |
|       |        |          | 45    | 56.618   | 1:18.744 | 82    | 1 LAP    | 1:35.330 |       |          |          |        |          |          |
|       |        |          | 7     | 1:00.606 | 1:20.466 | 7     | 1:10.051 | 1:21.931 |       |          |          |        |          |          |

Weather : Sunny / Dry

msttimina.com

Page 2 of 4

Castle Combe  
 Circuit Length = 1.8500 miles.  
 Start: 17:15 End: 17:36  
 Printed - 18:04 Monday, 01 May 2006

# Porsche Open Series

## LAP CHART FOR RACE 10

(contd.)

| Lap 11 |          |          | Lap 12 |          |          | Lap 13 |          |          | Lap 14 |          |          | Lap 15 |          |          |
|--------|----------|----------|--------|----------|----------|--------|----------|----------|--------|----------|----------|--------|----------|----------|
| No     | Behind   | Laptime  | No     | Behind   | Laptime  | No     | Behind   | Laptime  | No     | Behind   | Laptime  | No     | Behind   | Laptime  |
| 3      |          | 1:14.157 | 3      |          | 1:12.511 | 3      |          | 1:12.175 | 3      |          | 1:12.326 | 3      |          | 1:12.743 |
| 18     | 3.087    | 1:13.577 | 41     | 1 LAP    | 1:19.980 | 55     | 1 LAP    | 1:18.541 | 27     | 2 LAPS   | 1:24.266 | 47     | 1 LAP    | 1:17.945 |
| 75     | 1 LAP    | 1:20.138 | 18     | 4.277    | 1:13.701 | 18     | 5.488    | 1:13.386 | 77     | 2 LAPS   | 1:23.435 | 18     | 8.973    | 1:14.549 |
| 45     | 1 LAP    | 1:21.005 | 78     | 2 LAPS   | 1:28.108 | 41     | 1 LAP    | 1:18.848 | 18     | 7.167    | 1:14.005 | 79     | 3 LAPS   | 1:31.928 |
| 90     | 2 LAPS   | 1:30.775 | 75     | 1 LAP    | 1:19.218 | 75     | 1 LAP    | 1:18.583 | 55     | 1 LAP    | 1:19.627 | 55     | 1 LAP    | 1:20.100 |
| 7      | 1 LAP    | 1:23.629 | 80     | 2 LAPS   | 1:28.366 | 45     | 1 LAP    | 1:19.850 | 82     | 3 LAPS   | 1:37.586 | 27     | 2 LAPS   | 1:24.437 |
| 79     | 2 LAPS   | 1:30.784 | 45     | 1 LAP    | 1:19.639 | 78     | 2 LAPS   | 1:26.802 | 41     | 1 LAP    | 1:18.132 | 77     | 2 LAPS   | 1:24.422 |
| 37     | 34.714   | 1:16.057 | 7      | 1 LAP    | 1:22.699 | 80     | 2 LAPS   | 1:27.692 | 75     | 1 LAP    | 1:18.438 | 41     | 1 LAP    | 1:18.804 |
| 82     | 2 LAPS   | 1:32.424 | 90     | 2 LAPS   | 1:29.775 | 7      | 1 LAP    | 1:22.063 | 45     | 1 LAP    | 1:19.628 | 82     | 3 LAPS   | 1:32.097 |
| 9      | 36.875   | 1:16.048 | 37     | 38.102   | 1:15.899 | 37     | 41.490   | 1:15.563 | 78     | 2 LAPS   | 1:25.975 | 75     | 1 LAP    | 1:18.359 |
| 20     | 46.206   | 1:16.391 | 9      | 40.847   | 1:16.483 | 9      | 46.023   | 1:17.351 | 80     | 2 LAPS   | 1:27.284 | 45     | 1 LAP    | 1:18.605 |
| 10     | 46.443   | 1:15.960 | 79     | 2 LAPS   | 1:32.106 | 90     | 2 LAPS   | 1:30.447 | 37     | 44.851   | 1:15.687 | 37     | 49.188   | 1:17.080 |
| 27     | 1 LAP    | 1:24.705 | 20     | 48.659   | 1:14.964 | 20     | 51.474   | 1:14.990 | 7      | 1 LAP    | 1:22.410 | 78     | 2 LAPS   | 1:27.552 |
| 77     | 1 LAP    | 1:24.235 | 10     | 49.083   | 1:15.151 | 10     | 52.028   | 1:15.120 | 9      | 50.737   | 1:17.040 | 9      | 56.049   | 1:18.055 |
| 38     | 54.126   | 1:16.706 | 82     | 2 LAPS   | 1:32.996 | 38     | 1:02.450 | 1:17.123 | 20     | 55.081   | 1:15.933 | 80     | 2 LAPS   | 1:27.496 |
| 63     | 54.596   | 1:17.655 | 38     | 57.502   | 1:15.887 | 63     | 1:05.354 | 1:16.886 | 10     | 55.345   | 1:15.643 | 20     | 58.145   | 1:15.807 |
| 47     | 58.876   | 1:22.228 | 63     | 1:00.643 | 1:18.558 | 79     | 2 LAPS   | 1:31.510 | 38     | 1:05.172 | 1:15.048 | 10     | 58.620   | 1:16.018 |
| 55     | 1:07.168 | 1:17.148 | 47     | 1:03.929 | 1:17.564 | 47     | 1:09.385 | 1:17.631 | 90     | 2 LAPS   | 1:30.137 | 7      | 1 LAP    | 1:23.324 |
|        |          |          | 27     | 1 LAP    | 1:25.216 |        |          |          | 63     | 1:09.448 | 1:16.420 | 38     | 1:08.271 | 1:15.842 |
|        |          |          | 77     | 1 LAP    | 1:25.863 |        |          |          |        |          |          |        |          |          |

Weather : Sunny / Dry

msttimina.com

Page 3 of 4

Castle Combe  
Circuit Length = 1.8500 miles.  
Start: 17:15 End: 17:36

Printed - 18:04 Monday, 01 May 2006

**Porsche Open Series  
LAP CHART FOR RACE 10**

(contd.)

| Lap 16 |          |          | Lap 17 |          |          | Lap 18 |        |         | Lap 19 |        |         | Lap 20 |        |         |
|--------|----------|----------|--------|----------|----------|--------|--------|---------|--------|--------|---------|--------|--------|---------|
| No     | Behind   | Laptime  | No     | Behind   | Laptime  | No     | Behind | Laptime | No     | Behind | Laptime | No     | Behind | Laptime |
| 3      |          | 1:12.397 | 3      |          | 1:11.807 |        |        |         |        |        |         |        |        |         |
| 63     | 1 LAP    | 1:17.766 | 38     | 1 LAP    | 1:15.934 |        |        |         |        |        |         |        |        |         |
| 18     | 10.766   | 1:14.190 | 80     | 3 LAPS   | 1:26.901 |        |        |         |        |        |         |        |        |         |
| 90     | 3 LAPS   | 1:29.977 | 63     | 1 LAP    | 1:16.674 |        |        |         |        |        |         |        |        |         |
| 47     | 1 LAP    | 1:21.763 | 18     | 12.895   | 1:13.936 |        |        |         |        |        |         |        |        |         |
| 55     | 1 LAP    | 1:19.446 | 47     | 1 LAP    | 1:22.321 |        |        |         |        |        |         |        |        |         |
| 27     | 2 LAPS   | 1:24.883 | 90     | 3 LAPS   | 1:29.836 |        |        |         |        |        |         |        |        |         |
| 41     | 1 LAP    | 1:21.136 | 55     | 1 LAP    | 1:19.076 |        |        |         |        |        |         |        |        |         |
| 75     | 1 LAP    | 1:19.240 | 41     | 1 LAP    | 1:21.507 |        |        |         |        |        |         |        |        |         |
| 45     | 1 LAP    | 1:20.536 | 75     | 1 LAP    | 1:18.494 |        |        |         |        |        |         |        |        |         |
| 77     | 2 LAPS   | 1:42.802 | 27     | 2 LAPS   | 1:26.699 |        |        |         |        |        |         |        |        |         |
| 82     | 3 LAPS   | 1:31.681 | 45     | 1 LAP    | 1:20.221 |        |        |         |        |        |         |        |        |         |
| 37     | 54.171   | 1:17.380 | 37     | 1:00.739 | 1:18.375 |        |        |         |        |        |         |        |        |         |
| 79     | 3 LAPS   | 1:56.344 | 77     | 2 LAPS   | 1:27.232 |        |        |         |        |        |         |        |        |         |
| 9      | 1:01.095 | 1:17.443 | 20     | 1:05.500 | 1:15.657 |        |        |         |        |        |         |        |        |         |
| 20     | 1:01.650 | 1:15.902 | 9      | 1:07.545 | 1:18.257 |        |        |         |        |        |         |        |        |         |
| 10     | 1:01.886 | 1:15.663 | 10     | 1:07.772 | 1:17.693 |        |        |         |        |        |         |        |        |         |
| 78     | 2 LAPS   | 1:28.149 | 82     | 3 LAPS   | 1:32.883 |        |        |         |        |        |         |        |        |         |
| 7      | 1 LAP    | 1:21.457 | 79     | 3 LAPS   | 1:31.101 |        |        |         |        |        |         |        |        |         |
|        |          |          | 7      | 1 LAP    | 1:22.888 |        |        |         |        |        |         |        |        |         |
|        |          |          | 78     | 2 LAPS   | 1:26.841 |        |        |         |        |        |         |        |        |         |

## Dunlop Mini Se7en Challenge

### QUALIFYING FOR RACE 5

| POS | NO | CL | DRIVER               | NAT | CAR    | TIME     | LAPS | GAP    | MPH   |
|-----|----|----|----------------------|-----|--------|----------|------|--------|-------|
| 1   | 2  |    | Andrew DEVINY        |     | Mini 7 | 1:26.033 | 11   |        | 77.41 |
| 2   | 3  |    | Geoff LETTS          |     | Mini 7 | 1:26.450 | 11   | 0.417  | 77.03 |
| 3   | 5  |    | Kane ASTIN           |     | Mini 7 | 1:26.972 | 10   | 0.939  | 76.57 |
| 4   | 21 |    | Paul CLARK           |     | Mini 7 | 1:27.085 | 9    | 1.052  | 76.47 |
| 5   | 46 |    | Max HUNTER           |     | Mini 7 | 1:27.285 | 9    | 1.252  | 76.30 |
| 6   | 1  |    | Paul THOMPSON        |     | Mini 7 | 1:27.330 | 10   | 1.297  | 76.26 |
| 7   | 7  |    | Alan LETTS           |     | Mini 7 | 1:27.601 | 11   | 1.568  | 76.02 |
| 8   | 11 |    | Andy BURGE           |     | Mini 7 | 1:27.684 | 11   | 1.651  | 75.95 |
| 9   | 35 |    | Paul SPARK           |     | Mini 7 | 1:28.024 | 9    | 1.991  | 75.66 |
| 10  | 22 |    | Graeme DAVIS         |     | Mini 7 | 1:28.029 | 9    | 1.996  | 75.65 |
| 11  | 50 |    | Ian DEVINY           |     | Mini 7 | 1:28.090 | 11   | 2.057  | 75.60 |
| 12  | 71 |    | Dick HUNTER          |     | Mini 7 | 1:28.444 | 10   | 2.411  | 75.30 |
| 13  | 98 |    | Mark SMITH           |     | Mini 7 | 1:29.340 | 10   | 3.307  | 74.54 |
| 14  | 82 |    | Andrew RUTHVEN       |     | Mini 7 | 1:29.386 | 10   | 3.353  | 74.50 |
| 15  | 78 |    | Paul McGARRY         |     | Mini 7 | 1:29.605 | 7    | 3.572  | 74.32 |
| 16  | 24 |    | James BOWERS COULSON |     | Mini 7 | 1:30.301 | 10   | 4.268  | 73.75 |
| 17  | 34 |    | Anthony TOWEY        |     | Mini 7 | 1:30.694 | 10   | 4.661  | 73.43 |
| 18  | 16 |    | James WINNIFRITH     |     | Mini 7 | 1:31.269 | 6    | 5.236  | 72.97 |
| 19  | 57 |    | Philip GILLIBRAND    |     | Mini 7 | 1:31.495 | 9    | 5.462  | 72.79 |
| 20  | 26 |    | Lee JONES            |     | Mini 7 | 1:31.594 | 6    | 5.561  | 72.71 |
| 21  | 23 |    | Ricky HORNE          |     | Mini 7 | 1:32.051 | 8    | 6.018  | 72.35 |
| 22  | 60 |    | Malcolm KEAT         |     | Mini 7 | 1:32.940 | 9    | 6.907  | 71.65 |
| 23  | 20 |    | Darren THOMAS        |     | Mini 7 | 1:33.056 | 10   | 7.023  | 71.57 |
| 24  | 43 |    | Dave EDGECOMBE       |     | Mini 7 | 1:34.412 | 3    | 8.379  | 70.54 |
| 25  | 27 |    | Andy HILL            |     | Mini 7 | 1:36.341 | 4    | 10.308 | 69.12 |

Car No's 2, 43 & 50 need transponders. No 16 intermittent please check.

Weather : Sunny / Dry

These results are provisional until the conclusion of any judicial and technical matters.

Castle Combe

Circuit Length = 1.8500 miles.

Start: 10:10 End: 10:25

|                  |           |             |
|------------------|-----------|-------------|
| Clerk of Course: | Stewards: | Timekeeper: |
|                  |           |             |

## Dunlop Mini Se7en Challenge

### LAP ANALYSIS - QUALIFYING RACE 5

|           |                         |                      |               |
|-----------|-------------------------|----------------------|---------------|
| <b>1</b>  | <b>Paul THOMPSON</b>    | Mini 7               |               |
| 1 -       | 4:16.641                | 6 - 1:46.988         |               |
| 2 -       | 1:36.739                | 7 - 1:30.738         |               |
| 3 -       | 1:29.590                | 8 - 1:27.599         |               |
| 4 -       | 1:32.769                | 9 - <b>1:27.330</b>  |               |
| 5 -       | 1:28.715                | 10 - 1:27.729        |               |
| <b>2</b>  | <b>Andrew DEVINY</b>    | Mini 7               |               |
| 1 -       | 3:07.591                | 6 - 1:26.670         | 11 - 1:38.301 |
| 2 -       | 1:38.488                | 7 - 1:27.151         |               |
| 3 -       | 1:27.018                | 8 - 1:34.099         |               |
| 4 -       | 1:27.282                | 9 - 1:26.296         |               |
| 5 -       | 1:27.516                | 10 - <b>1:26.033</b> |               |
| <b>3</b>  | <b>Geoff LETTS</b>      | Mini 7               |               |
| 1 -       | 3:16.769                | 6 - 1:26.454         | 11 - 1:26.700 |
| 2 -       | 1:36.663                | 7 - 1:29.093         |               |
| 3 -       | 1:28.419                | 8 - 1:27.201         |               |
| 4 -       | 1:27.408                | 9 - <b>1:26.450</b>  |               |
| 5 -       | 1:26.865                | 10 - 1:26.513        |               |
| <b>5</b>  | <b>Kane ASTIN</b>       | Mini 7               |               |
| 1 -       | 3:43.906                | 6 - 1:28.403         |               |
| 2 -       | 1:59.457                | 7 - 1:42.437         |               |
| 3 -       | 1:31.194                | 8 - 1:28.835         |               |
| 4 -       | 1:30.364                | 9 - 1:28.861         |               |
| 5 -       | 1:29.156                | 10 - <b>1:26.972</b> |               |
| <b>7</b>  | <b>Alan LETTS</b>       | Mini 7               |               |
| 1 -       | 3:17.171                | 6 - 1:30.002         | 11 - 1:28.758 |
| 2 -       | 1:37.065                | 7 - 1:28.346         |               |
| 3 -       | 1:28.534                | 8 - 1:28.565         |               |
| 4 -       | <b>1:27.601</b>         | 9 - 1:28.830         |               |
| 5 -       | 1:28.067                | 10 - 1:28.549        |               |
| <b>11</b> | <b>Andy BURGE</b>       | Mini 7               |               |
| 1 -       | 3:08.644                | 6 - 1:28.926         | 11 - 1:27.786 |
| 2 -       | 1:37.968                | 7 - 1:30.050         |               |
| 3 -       | 1:27.971                | 8 - 1:29.033         |               |
| 4 -       | 1:28.852                | 9 - <b>1:27.684</b>  |               |
| 5 -       | 1:29.536                | 10 - 1:28.695        |               |
| <b>16</b> | <b>James WINNIFRITH</b> | Mini 7               |               |
| 1 -       | 3:38.847                | 6 - 1:32.004         |               |
| 2 -       | 1:42.284                |                      |               |
| 3 -       | 1:32.455                |                      |               |
| 4 -       | 1:32.307                |                      |               |
| 5 -       | <b>1:31.269</b>         |                      |               |

Car No's 2, 43 & 50 need transponders. No 16 intermittent please check.  
Weather : Sunny / Dry

Castle Combe  
Circuit Length = 1.8500 miles.  
Start: 10:10 End: 10:25

## Dunlop Mini Se7en Challenge LAP ANALYSIS - QUALIFYING RACE 5

(contd.)

|                     |                             |        |
|---------------------|-----------------------------|--------|
| <b>20</b>           | <b>Darren THOMAS</b>        | Mini 7 |
| 1 - 3:28.966        | 6 - 1:33.480                |        |
| 2 - 1:44.215        | 7 - 1:33.382                |        |
| 3 - 1:36.278        | 8 - 1:34.065                |        |
| 4 - 1:35.317        | 9 - <b>1:33.056</b>         |        |
| 5 - 1:34.714        | 10 - 1:33.234               |        |
| <b>21</b>           | <b>Paul CLARK</b>           | Mini 7 |
| 1 - 5:21.832P       | 6 - 1:35.363                |        |
| 2 - 2:02.547        | 7 - 1:27.679                |        |
| 3 - 1:29.393        | 8 - 1:27.900                |        |
| 4 - 1:28.766        | 9 - <b>1:27.085</b>         |        |
| 5 - 1:28.674        |                             |        |
| <b>22</b>           | <b>Graeme DAVIS</b>         | Mini 7 |
| 1 - 5:09.674P       | 6 - 1:30.129                |        |
| 2 - 2:07.678        | 7 - 1:29.819                |        |
| 3 - 1:34.278        | 8 - 1:30.239                |        |
| 4 - 1:31.631        | 9 - <b>1:28.029</b>         |        |
| 5 - 1:29.623        |                             |        |
| <b>23</b>           | <b>Ricky HORNE</b>          | Mini 7 |
| 1 - 6:51.176P       | 6 - 1:32.947                |        |
| 2 - 2:01.838        | 7 - <b>1:32.051</b>         |        |
| 3 - 1:36.875        | 8 - 1:32.812                |        |
| 4 - 1:36.134        |                             |        |
| 5 - 1:35.704        |                             |        |
| <b>24</b>           | <b>James BOWERS COULSON</b> | Mini 7 |
| 1 - 3:37.671        | 6 - 1:31.570                |        |
| 2 - 1:42.963        | 7 - 1:31.592                |        |
| 3 - 1:33.668        | 8 - <b>1:30.301</b>         |        |
| 4 - 1:32.534        | 9 - 1:31.874                |        |
| 5 - 1:31.575        | 10 - 1:32.488               |        |
| <b>26</b>           | <b>Lee JONES</b>            | Mini 7 |
| 1 - 3:55.024        | 6 - 1:31.971                |        |
| 2 - 1:50.414        |                             |        |
| 3 - 1:34.423        |                             |        |
| 4 - 1:33.306        |                             |        |
| 5 - <b>1:31.594</b> |                             |        |
| <b>27</b>           | <b>Andy HILL</b>            | Mini 7 |
| 1 - 4:12.084        |                             |        |
| 2 - 1:45.469        |                             |        |
| 3 - <b>1:36.341</b> |                             |        |
| 4 - 1:39.540        |                             |        |

Car No's 2, 43 & 50 need transponders. No 16 intermittent please check.  
Weather : Sunny / Dry

Castle Combe  
Circuit Length = 1.8500 miles.  
Start: 10:10 End: 10:25

## Dunlop Mini Se7en Challenge LAP ANALYSIS - QUALIFYING RACE 5

(contd.)

|                     |                          |                      |
|---------------------|--------------------------|----------------------|
| <b>34</b>           | <b>Anthony TOWEY</b>     | Mini 7               |
| 1 - 3:54.146        | 6 - 1:30.954             |                      |
| 2 - 1:44.371        | 7 - 1:33.602             |                      |
| 3 - 1:34.929        | 8 - 1:35.417             |                      |
| 4 - 1:31.353        | 9 - <b>1:30.694</b>      |                      |
| 5 - 1:31.270        | 10 - 1:31.057            |                      |
| <b>35</b>           | <b>Paul SPARK</b>        | Mini 7               |
| 1 - 5:10.652P       | 6 - 1:30.934             |                      |
| 2 - 2:01.668        | 7 - 1:39.278             |                      |
| 3 - 1:30.016        | 8 - 1:28.915             |                      |
| 4 - 1:29.615        | 9 - <b>1:28.024</b>      |                      |
| 5 - 1:31.219        |                          |                      |
| <b>43</b>           | <b>Dave EDGECOMBE</b>    | Mini 7               |
| 1 - 3:10.981        |                          |                      |
| 2 - 1:40.711        |                          |                      |
| 3 - <b>1:34.412</b> |                          |                      |
| <b>46</b>           | <b>Max HUNTER</b>        | Mini 7               |
| 1 - 3:58.190        | 6 - 1:35.899             |                      |
| 2 - 1:43.672        | 7 - 1:55.497P            |                      |
| 3 - 1:31.113        | 8 - 2:25.336             |                      |
| 4 - 1:28.282        | 9 - <b>1:27.285</b>      |                      |
| 5 - 1:27.304        |                          |                      |
| <b>50</b>           | <b>Ian DEVINY</b>        | Mini 7               |
| 1 - 3:12.980        | 6 - 1:35.534             | 11 - <b>1:28.090</b> |
| 2 - 1:39.191        | 7 - 1:29.926             |                      |
| 3 - 1:31.542        | 8 - 1:28.908             |                      |
| 4 - 1:29.588        | 9 - 1:28.288             |                      |
| 5 - 1:29.300        | 10 - 1:28.295            |                      |
| <b>57</b>           | <b>Philip GILLIBRAND</b> | Mini 7               |
| 1 - 4:14.044        | 6 - 1:35.258             |                      |
| 2 - 2:03.698        | 7 - 1:32.085             |                      |
| 3 - 1:46.886        | 8 - <b>1:31.495</b>      |                      |
| 4 - 1:33.006        | 9 - 1:31.615             |                      |
| 5 - 1:35.234        |                          |                      |
| <b>60</b>           | <b>Malcolm KEAT</b>      | Mini 7               |
| 1 - 3:47.413        | 6 - 2:03.830P            |                      |
| 2 - 1:47.521        | 7 - 2:37.720             |                      |
| 3 - 1:40.952        | 8 - 1:38.082             |                      |
| 4 - 1:39.194        | 9 - <b>1:32.940</b>      |                      |
| 5 - 1:36.214        |                          |                      |

Car No's 2, 43 & 50 need transponders. No 16 intermittent please check.  
Weather : Sunny / Dry

Castle Combe  
Circuit Length = 1.8500 miles.  
Start: 10:10 End: 10:25

## Dunlop Mini Se7en Challenge LAP ANALYSIS - QUALIFYING RACE 5

(contd.)


|                     |                       |        |
|---------------------|-----------------------|--------|
| <b>71</b>           | <b>Dick HUNTER</b>    | Mini 7 |
| 1 - 4:01.094        | 6 - 1:29.393          |        |
| 2 - 1:41.566        | 7 - 1:28.743          |        |
| 3 - 1:31.422        | 8 - 1:29.024          |        |
| 4 - 1:32.771        | 9 - <b>1:28.444</b>   |        |
| 5 - 1:28.822        | 10 - 1:28.486         |        |
| <b>78</b>           | <b>Paul McGARRY</b>   | Mini 7 |
| 1 - 3:13.518        | 6 - 1:33.118          |        |
| 2 - 1:38.910        | 7 - 1:30.267          |        |
| 3 - 1:30.083        |                       |        |
| 4 - 1:29.835        |                       |        |
| 5 - <b>1:29.605</b> |                       |        |
| <b>82</b>           | <b>Andrew RUTHVEN</b> | Mini 7 |
| 1 - 3:26.501        | 6 - 1:40.969          |        |
| 2 - 1:41.587        | 7 - 1:30.734          |        |
| 3 - 1:31.211        | 8 - <b>1:29.386</b>   |        |
| 4 - 1:36.653        | 9 - 1:34.607          |        |
| 5 - 1:31.896        | 10 - 2:09.741P        |        |
| <b>98</b>           | <b>Mark SMITH</b>     | Mini 7 |
| 1 - 3:33.726        | 6 - 1:35.096          |        |
| 2 - 1:39.641        | 7 - 1:31.206          |        |
| 3 - 1:31.655        | 8 - 1:30.126          |        |
| 4 - 1:30.741        | 9 - 1:30.420          |        |
| 5 - 1:36.543        | 10 - <b>1:29.340</b>  |        |

Car No's 2, 43 & 50 need transponders. No 16 intermittent please check.  
Weather : Sunny / Dry



# Dunlop Mini Se7en Challenge

## GRID FOR RACE 5

|  |    |            |    |
|--|----|------------|----|
| ROW 13   | 27 | HILL       |    |
| ROW 12   | 20 | THOMAS     | 43 |
| ROW 11   | 23 | HORNE      | 60 |
| ROW 10   | 57 | GILLIBRAND | 26 |
| ROW 9  | 34 | TOWEY      | 16 |
| ROW 8  | 78 | McGARRY    | 24 |
| ROW 7  | 98 | SMITH      | 82 |
| ROW 6  | 50 | DEVINY     | 71 |
| ROW 5  | 35 | SPARK      | 22 |
| ROW 4  | 7  | LETT'S     | 11 |
| ROW 3  | 46 | HUNTER     | 1  |
| ROW 2  | 5  | ASTIN      | 21 |
| ROW 1  | 2  | DEVINY     | 3  |
| <b>POLE</b>  |    |            |    |
|  |    |            |    |

Car No's 2, 43 & 50 need transponders. No 16 intermittent please check.

Weather : Sunny / Dry

These results are provisional until the conclusion of any judicial and technical matters.

Castle Combe

Circuit Length = 1.8500 miles.

Start: 10:10 End: 10:25

|                  |           |             |
|------------------|-----------|-------------|
| Clerk of Course: | Stewards: | Timekeeper: |
|------------------|-----------|-------------|

## Dunlop Mini Se7en Challenge PROVISIONAL RESULT - RACE 5

| POS            | NO | CL | DRIVER               | NAT | CAR    | TIME      | LAPS | GAP      | MPH       | BEST     |
|----------------|----|----|----------------------|-----|--------|-----------|------|----------|-----------|----------|
| 1              | 2  |    | Andrew DEVINY        |     | Mini 7 | 14:28.500 | 10   |          | 76.68     | 1:25.288 |
| 2              | 3  |    | Geoff LETTS          |     | Mini 7 | 14:32.133 | 10   | 3.633    | 76.36     | 1:25.428 |
| 3              | 46 |    | Max HUNTER           |     | Mini 7 | 14:32.242 | 10   | 3.742    | 76.35     | 1:25.515 |
| 4              | 1  |    | Paul THOMPSON        |     | Mini 7 | 14:41.039 | 10   | 12.539   | 75.59     | 1:26.468 |
| 5              | 11 |    | Andy BURGE           |     | Mini 7 | 14:41.447 | 10   | 12.947   | 75.55     | 1:26.427 |
| 6              | 21 |    | Paul CLARK           |     | Mini 7 | 14:51.310 | 10   | 22.810   | 74.72     | 1:26.467 |
| 7              | 71 |    | Dick HUNTER          |     | Mini 7 | 14:51.520 | 10   | 23.020   | 74.70     | 1:27.147 |
| 8              | 7  |    | Alan LETTS           |     | Mini 7 | 14:52.045 | 10   | 23.545   | 74.66     | 1:27.612 |
| 9              | 98 |    | Mark SMITH           |     | Mini 7 | 14:54.734 | 10   | 26.234   | 74.43     | 1:27.581 |
| 10             | 22 |    | Graeme DAVIS         |     | Mini 7 | 15:09.463 | 10   | 40.963   | 73.23     | 1:28.963 |
| 11             | 16 |    | James WINNIFRITH     |     | Mini 7 | 15:09.593 | 10   | 41.093   | 73.22     | 1:28.503 |
| 12             | 50 |    | Ian DEVINY           |     | Mini 7 | 15:09.889 | 10   | 41.389   | 73.19     | 1:27.152 |
| 13             | 26 |    | Lee JONES            |     | Mini 7 | 15:17.728 | 10   | 49.228   | 72.57     | 1:28.560 |
| 14             | 5  |    | Kane ASTIN           |     | Mini 7 | 15:18.480 | 10   | 49.980   | 72.51     | 1:27.528 |
| 15             | 23 |    | Ricky HORNE          |     | Mini 7 | 15:20.857 | 10   | 52.357   | 72.32     | 1:29.886 |
| 16             | 34 |    | Anthony TOWEY        |     | Mini 7 | 15:21.193 | 10   | 52.693   | 72.29     | 1:29.876 |
| 17             | 20 |    | Darren THOMAS        |     | Mini 7 | 15:22.600 | 10   | 54.100   | 72.18     | 1:30.510 |
| 18             | 57 |    | Philip GILLIBRAND    |     | Mini 7 | 15:31.752 | 10   | 1:03.252 | 71.47     | 1:30.644 |
| 19             | 24 |    | James BOWERS COULSON |     | Mini 7 | 15:41.513 | 10   | 1:13.013 | 70.73     | 1:30.033 |
| 20             | 27 |    | Andy HILL            |     | Mini 7 | 15:47.340 | 10   | 1:18.840 | 70.30     | 1:32.136 |
| 21             | 35 |    | Paul SPARK           |     | Mini 7 | 14:50.618 | 9    | 1 LAP    | 67.30     | 1:27.323 |
| NOT CLASSIFIED |    |    |                      |     |        |           |      |          |           |          |
| 60             |    |    | Malcolm KEAT         |     | Mini 7 | 6:23.797  | 4    | D.N.F.   | 69.41     | 1:32.323 |
| 82             |    |    | Andrew RUTHVEN       |     | Mini 7 | 2:00.899  | 1    | D.N.F.   | 55.08     | 2:00.899 |
| FASTEST LAP    |    |    |                      |     |        |           |      |          |           |          |
| 2              |    |    | Andrew DEVINY        |     | Mini 7 | 1:25.288  | 4    | 78.08mph | 125.67kph |          |

Weather : Sunny / Dry

These results are provisional until the conclusion of any judicial and technical matters.

Castle Combe

Circuit Length = 1.8500 miles.

Start: 14:38 End: 14:52

|                  |           |             |
|------------------|-----------|-------------|
| Clerk of Course: | Stewards: | Timekeeper: |
|                  |           |             |

## Dunlop Mini Se7en Challenge

### LAP CHART FOR RACE 5

| Lap 1 |        |          | Lap 2 |        |          | Lap 3 |        |          | Lap 4 |        |          | Lap 5 |        |          |
|-------|--------|----------|-------|--------|----------|-------|--------|----------|-------|--------|----------|-------|--------|----------|
| No    | Behind | Laptime  | No    | Behind | Laptime  | No    | Behind | Laptime  | No    | Behind | Laptime  | No    | Behind | Laptime  |
| 2     |        | 1:34.409 | 2     |        | 1:25.907 | 2     |        | 1:25.809 | 2     |        | 1:25.288 | 2     |        | 1:25.429 |
| 46    | 0.613  | 1:35.022 | 46    | 0.723  | 1:26.017 | 46    | 0.720  | 1:25.806 | 46    | 0.947  | 1:25.515 | 46    | 2.426  | 1:26.908 |
| 21    | 2.273  | 1:36.682 | 3     | 2.993  | 1:26.432 | 3     | 3.118  | 1:25.934 | 3     | 3.526  | 1:25.696 | 3     | 3.525  | 1:25.428 |
| 3     | 2.468  | 1:36.877 | 1     | 5.097  | 1:28.371 | 1     | 6.086  | 1:26.798 | 1     | 7.266  | 1:26.468 | 1     | 8.654  | 1:26.817 |
| 1     | 2.633  | 1:37.042 | 7     | 5.727  | 1:28.716 | 11    | 7.043  | 1:26.916 | 11    | 8.363  | 1:26.608 | 11    | 9.661  | 1:26.727 |
| 7     | 2.918  | 1:37.327 | 11    | 5.936  | 1:28.396 | 7     | 8.198  | 1:28.280 | 21    | 9.765  | 1:26.684 | 21    | 10.803 | 1:26.467 |
| 11    | 3.447  | 1:37.856 | 35    | 7.072  | 1:29.234 | 21    | 8.369  | 1:26.853 | 7     | 10.596 | 1:27.686 | 7     | 12.779 | 1:27.612 |
| 35    | 3.745  | 1:38.154 | 21    | 7.325  | 1:30.959 | 35    | 8.586  | 1:27.323 | 35    | 12.255 | 1:28.957 | 35    | 14.946 | 1:28.120 |
| 71    | 4.294  | 1:38.703 | 71    | 7.628  | 1:29.241 | 71    | 8.966  | 1:27.147 | 71    | 12.467 | 1:28.789 | 71    | 15.157 | 1:28.119 |
| 50    | 4.433  | 1:38.842 | 50    | 7.934  | 1:29.408 | 50    | 9.735  | 1:27.610 | 50    | 13.184 | 1:28.737 | 50    | 15.703 | 1:27.948 |
| 22    | 5.768  | 1:40.177 | 98    | 8.668  | 1:28.528 | 98    | 10.440 | 1:27.581 | 98    | 13.429 | 1:28.277 | 98    | 16.739 | 1:28.739 |
| 98    | 6.047  | 1:40.456 | 22    | 9.638  | 1:29.777 | 22    | 12.792 | 1:28.963 | 22    | 16.828 | 1:29.324 | 22    | 21.104 | 1:29.705 |
| 34    | 6.525  | 1:40.934 | 34    | 10.623 | 1:30.005 | 16    | 14.604 | 1:29.531 | 16    | 19.102 | 1:29.786 | 16    | 22.454 | 1:28.781 |
| 16    | 6.877  | 1:41.286 | 16    | 10.882 | 1:29.912 | 26    | 14.984 | 1:29.785 | 26    | 19.656 | 1:29.960 | 26    | 22.787 | 1:28.560 |
| 26    | 7.364  | 1:41.773 | 26    | 11.008 | 1:29.551 | 23    | 17.410 | 1:30.809 | 24    | 23.125 | 1:30.535 | 23    | 29.182 | 1:31.402 |
| 23    | 8.152  | 1:42.561 | 23    | 12.410 | 1:30.165 | 24    | 17.878 | 1:30.033 | 23    | 23.209 | 1:31.087 | 34    | 29.717 | 1:30.183 |
| 20    | 9.241  | 1:43.650 | 24    | 13.654 | 1:30.104 | 34    | 19.593 | 1:34.779 | 34    | 24.963 | 1:30.658 | 5     | 32.378 | 1:28.633 |
| 24    | 9.457  | 1:43.866 | 20    | 14.409 | 1:31.075 | 20    | 19.937 | 1:31.337 | 20    | 25.507 | 1:30.858 | 20    | 32.716 | 1:32.638 |
| 60    | 11.282 | 1:45.691 | 60    | 17.698 | 1:32.323 | 60    | 24.467 | 1:32.578 | 5     | 29.174 | 1:29.798 | 57    | 36.726 | 1:30.942 |
| 27    | 13.835 | 1:48.244 | 5     | 19.945 | 1:27.528 | 5     | 24.664 | 1:30.528 | 57    | 31.213 | 1:30.692 | 27    | 46.712 | 1:33.454 |
| 57    | 15.570 | 1:49.979 | 57    | 20.974 | 1:31.311 | 57    | 25.809 | 1:30.644 | 60    | 32.384 | 1:33.205 | 24    | 51.400 | 1:53.704 |
| 5     | 18.324 | 1:52.733 | 27    | 22.819 | 1:34.891 | 27    | 30.216 | 1:33.206 | 27    | 38.687 | 1:33.759 |       |        |          |
| 82    | 26.490 | 2:00.899 |       |        |          |       |        |          |       |        |          |       |        |          |

# Dunlop Mini Se7en Challenge

## LAP CHART FOR RACE 5

(contd.)

| Lap 6 |        |          | Lap 7 |          |          | Lap 8 |          |          | Lap 9 |          |          | Lap 10 |          |          |
|-------|--------|----------|-------|----------|----------|-------|----------|----------|-------|----------|----------|--------|----------|----------|
| No    | Behind | Laptime  | No    | Behind   | Laptime  | No    | Behind   | Laptime  | No    | Behind   | Laptime  | No     | Behind   | Laptime  |
| 2     |        | 1:25.650 | 2     |          | 1:26.028 | 2     |          | 1:26.068 | 2     |          | 1:25.952 | 2      |          | 1:27.960 |
| 46    | 2.957  | 1:26.181 | 3     | 3.380    | 1:25.964 | 46    | 4.039    | 1:26.584 | 3     | 4.776    | 1:26.246 | 3      | 3.633    | 1:26.817 |
| 3     | 3.444  | 1:25.569 | 46    | 3.523    | 1:26.594 | 3     | 4.482    | 1:27.170 | 46    | 4.916    | 1:26.829 | 46     | 3.742    | 1:26.786 |
| 1     | 9.666  | 1:26.662 | 1     | 10.564   | 1:26.926 | 1     | 11.546   | 1:27.050 | 1     | 12.810   | 1:27.216 | 1      | 12.539   | 1:27.689 |
| 11    | 10.438 | 1:26.427 | 11    | 11.243   | 1:26.833 | 11    | 12.212   | 1:27.037 | 11    | 13.589   | 1:27.329 | 11     | 12.947   | 1:27.318 |
| 21    | 12.217 | 1:27.064 | 21    | 15.382   | 1:29.193 | 21    | 18.386   | 1:29.072 | 21    | 21.650   | 1:29.216 | 35     | 1 LAP    | 2:51.082 |
| 7     | 15.666 | 1:28.537 | 71    | 18.171   | 1:27.441 | 71    | 19.891   | 1:27.788 | 71    | 21.866   | 1:27.927 | 21     | 22.810   | 1:29.120 |
| 71    | 16.758 | 1:27.251 | 35    | 18.504   | 1:27.394 | 7     | 21.210   | 1:28.753 | 7     | 23.310   | 1:28.052 | 71     | 23.020   | 1:29.114 |
| 35    | 17.138 | 1:27.842 | 7     | 18.525   | 1:28.887 | 98    | 23.326   | 1:28.561 | 98    | 25.906   | 1:28.532 | 7      | 23.545   | 1:28.195 |
| 50    | 17.691 | 1:27.638 | 50    | 18.815   | 1:27.152 | 35    | 24.948   | 1:32.512 | 16    | 37.807   | 1:31.150 | 98     | 26.234   | 1:28.288 |
| 98    | 18.744 | 1:27.655 | 98    | 20.833   | 1:28.117 | 50    | 31.756   | 1:39.009 | 22    | 38.149   | 1:31.780 | 22     | 40.963   | 1:30.774 |
| 22    | 25.021 | 1:29.567 | 22    | 28.578   | 1:29.585 | 22    | 32.321   | 1:29.811 | 50    | 39.014   | 1:33.210 | 16     | 41.093   | 1:31.246 |
| 16    | 25.307 | 1:28.503 | 16    | 28.819   | 1:29.540 | 16    | 32.609   | 1:29.858 | 26    | 45.101   | 1:31.377 | 50     | 41.389   | 1:30.335 |
| 26    | 28.305 | 1:31.168 | 26    | 33.557   | 1:31.280 | 26    | 39.676   | 1:32.187 | 5     | 46.234   | 1:29.180 | 26     | 49.228   | 1:32.087 |
| 34    | 35.536 | 1:31.469 | 5     | 39.740   | 1:29.879 | 5     | 43.006   | 1:29.334 | 23    | 50.431   | 1:30.559 | 5      | 49.980   | 1:31.706 |
| 23    | 35.788 | 1:32.256 | 34    | 41.044   | 1:31.536 | 23    | 45.824   | 1:30.663 | 34    | 50.777   | 1:30.653 | 23     | 52.357   | 1:29.886 |
| 5     | 35.889 | 1:29.161 | 23    | 41.229   | 1:31.469 | 34    | 46.076   | 1:31.100 | 20    | 51.504   | 1:30.551 | 34     | 52.693   | 1:29.876 |
| 20    | 37.576 | 1:30.510 | 20    | 42.331   | 1:30.783 | 20    | 46.905   | 1:30.642 | 57    | 59.865   | 1:31.610 | 20     | 54.100   | 1:30.556 |
| 57    | 42.821 | 1:31.745 | 57    | 48.603   | 1:31.810 | 57    | 54.207   | 1:31.672 | 24    | 1:10.268 | 1:31.315 | 57     | 1:03.252 | 1:31.347 |
| 27    | 54.145 | 1:33.083 | 24    | 1:00.389 | 1:30.488 | 24    | 1:04.905 | 1:30.584 | 27    | 1:13.952 | 1:32.620 | 24     | 1:13.013 | 1:30.705 |
| 24    | 55.929 | 1:30.179 | 27    | 1:01.216 | 1:33.099 | 27    | 1:07.284 | 1:32.136 |       |          |          | 27     | 1:18.840 | 1:32.848 |

**savesometax.co.uk Castle Combe Special GT Championship**  
**QUALIFYING FOR RACE 6**

| POS | NO | CL | DRIVER               | NAT | CAR                   | TIME     | LAPS | GAP      | MPH    |
|-----|----|----|----------------------|-----|-----------------------|----------|------|----------|--------|
| 1   | 5  | B  | Tony MICHAEL         |     | Nemesis RME02         | 1:06.085 | 7    |          | 100.77 |
| 2   | 24 | A  | Doug SETTERS         |     | Jade Sports Prototype | 1:06.884 | 7    | 0.799    | 99.57  |
| 3   | 6  | A  | Guy WOODWARD         |     | Jade Trackstar        | 1:07.753 | 6    | 1.668    | 98.29  |
| 4   | 10 | C  | Tim HOOD             |     | TVR Sagaris V8        | 1:10.425 | 5    | 4.340    | 94.56  |
| 5   | 7  | C  | D DOWLING            |     | TVR Tuscan            | 1:10.565 | 6    | 4.480    | 94.38  |
| 6   | 54 | B  | Robin HARVEY         |     | Juno SS1              | 1:10.908 | 5    | 4.823    | 93.92  |
| 7   | 12 | A  | Laurence BILTON      |     | Prosport LM5000 GT    | 1:11.421 | 6    | 5.336    | 93.25  |
| 8   | 78 | B  | Shane MARSHALL       |     | Mallock P21           | 1:11.807 | 6    | 5.722    | 92.74  |
| 9   | 26 | C  | Mark FUNNELL         |     | Lotus Exige           | 1:11.990 | 6    | 5.905    | 92.51  |
| 10  | 1  | B  | Louis DAVIDSON       |     | Radical Prosport      | 1:12.273 | 6    | 6.188    | 92.15  |
| 11  | 16 | C  | Andy HOLDEN          |     | TVR Tuscan            | 1:12.539 | 4    | 6.454    | 91.81  |
| 12  | 23 | B  | Simon TILLING        |     | Radical Clubsport     | 1:13.255 | 6    | 7.170    | 90.91  |
| 13  | 4  | B  | Rob CLARKE           |     | Radical Clubsport     | 1:13.616 | 6    | 7.531    | 90.46  |
| 14  | 58 | B  | Charles HARVEY-KELLY |     | Radical SR4           | 1:15.922 | 6    | 9.837    | 87.72  |
| 15  | 41 | B  | Jeremy IRWIN         |     | Rawlson GT            | 1:15.999 | 6    | 9.914    | 87.63  |
| 16  | 48 | C  | Nick WILLIAMSON      |     | Ford Escort Cosworth  | 1:16.119 | 5    | 10.034   | 87.49  |
| 17  | 39 | C  | Nigel MUSTILL        |     | Opel Omega V8 Star    | 1:16.161 | 5    | 10.076   | 87.44  |
| 18  | 32 | B  | Norman LACKFORD      |     | Radical Prosport      | 1:16.385 | 4    | 10.300   | 87.19  |
| 19  | 37 | C  | Hugh MARSHALL        |     | TVR Tuscan            | 1:16.598 | 5    | 10.513   | 86.94  |
| 20  | 21 | B  | Richard BERNANS      |     | Radical SR3           | 1:17.859 | 5    | 11.774   | 85.53  |
| 21  | 11 | C  | Steve GLYNN          |     | TVR Tuscan Challenge  | 1:19.498 | 4    | 13.413   | 83.77  |
| 22  | 33 | D  | Tim BROUGHTON        |     | TVR Tasmin            | 1:21.884 | 4    | 15.799   | 81.33  |
| 23  | 59 | D  | Keith SPRULES        |     | Ferrari 355           | 1:22.166 | 3    | 16.081   | 81.05  |
| 24  | 20 | C  | Dean COOK            |     | TVR Tuscan Challenge  | 1:23.861 | 4    | 17.776   | 79.41  |
| 25  | 61 | D  | Richard CANNINGS     |     | Toyota MR2 Turbo Mk2  | 1:29.987 | 5    | 23.902   | 74.01  |
| 26  | 13 | D  | Howard BRYAN         |     | TVR Tasmin            | 1:35.693 | 4    | 29.608   | 69.59  |
| 27  | 31 | D  | Iain JONES           |     | TVR Chimaera          | 7:44.785 | 2    | 6:38.700 | 14.32  |

Car No's 7, 12 21 & 26 need transponders please.

Weather : Sunny / Dry

These results are provisional until the conclusion of any judicial and technical matters.

Castle Combe

Circuit Length = 1.8500 miles.

Start: 10:33 End: 10:41

|                  |           |             |
|------------------|-----------|-------------|
| Clerk of Course: | Stewards: | Timekeeper: |
|------------------|-----------|-------------|

**savesometax.co.uk Castle Combe Special GT Championship  
LAP ANALYSIS - QUALIFYING RACE 6**

|           |                       |                      |
|-----------|-----------------------|----------------------|
| <b>1</b>  | <b>Louis DAVIDSON</b> | Radical Prosport     |
| 1 -       | 6:35.313              | 6 - <b>1:12.273</b>  |
| 2 -       | 1:29.687              |                      |
| 3 -       | 1:15.209              |                      |
| 4 -       | 1:12.831              |                      |
| 5 -       | 1:13.476              |                      |
| <b>4</b>  | <b>Rob CLARKE</b>     | Radical Clubsport    |
| 1 -       | 7:21.650              | 6 - 1:13.987         |
| 2 -       | 1:33.874              |                      |
| 3 -       | 1:17.978              |                      |
| 4 -       | <b>1:13.616</b>       |                      |
| 5 -       | 1:13.922              |                      |
| <b>5</b>  | <b>Tony MICHAEL</b>   | Nemesis RME02        |
| 1 -       | 6:49.742              | 6 - 1:08.310         |
| 2 -       | 1:19.079              | 7 - <b>1:06.085</b>  |
| 3 -       | 1:13.692              |                      |
| 4 -       | 1:12.116              |                      |
| 5 -       | 1:10.308              |                      |
| <b>6</b>  | <b>Guy WOODWARD</b>   | Jade Trackstar       |
| 1 -       | 6:48.874              | 6 - <b>1:07.753</b>  |
| 2 -       | 1:33.873              |                      |
| 3 -       | 1:14.080              |                      |
| 4 -       | 1:11.982              |                      |
| 5 -       | 1:10.919              |                      |
| <b>7</b>  | <b>D DOWLING</b>      | TVR Tuscan           |
| 1 -       | 7:01.125              | 6 - <b>1:10.565</b>  |
| 2 -       | 1:31.126              |                      |
| 3 -       | 1:18.196              |                      |
| 4 -       | 1:12.322              |                      |
| 5 -       | 1:15.481              |                      |
| <b>10</b> | <b>Tim HOOD</b>       | TVR Sagaris V8       |
| 1 -       | 7:29.014              |                      |
| 2 -       | 1:25.061              |                      |
| 3 -       | 1:14.065              |                      |
| 4 -       | 1:10.749              |                      |
| 5 -       | <b>1:10.425</b>       |                      |
| <b>11</b> | <b>Steve GLYNN</b>    | TVR Tuscan Challenge |
| 1 -       | 8:26.745P             |                      |
| 2 -       | 1:55.603              |                      |
| 3 -       | 1:20.114              |                      |
| 4 -       | <b>1:19.498</b>       |                      |

Car No's 7, 12 21 & 26 need transponders please.  
Weather : Sunny / Dry

**savesometax.co.uk Castle Combe Special GT Championship  
LAP ANALYSIS - QUALIFYING RACE 6**

(contd.)

|           |                        |                       |
|-----------|------------------------|-----------------------|
| <b>12</b> | <b>Laurence BILTON</b> | Prosport LM5000 GT    |
| 1 -       | 7:11.905               | 6 - <b>1:11.421</b>   |
| 2 -       | 1:28.630               |                       |
| 3 -       | 1:15.443               |                       |
| 4 -       | 1:14.431               |                       |
| 5 -       | 1:12.879               |                       |
| <b>13</b> | <b>Howard BRYAN</b>    | TVR Tasmin            |
| 1 -       | 8:30.927P              |                       |
| 2 -       | 2:04.881               |                       |
| 3 -       | 1:35.846               |                       |
| 4 -       | <b>1:35.693</b>        |                       |
| <b>16</b> | <b>Andy HOLDEN</b>     | TVR Tuscan            |
| 1 -       | 8:56.559P              |                       |
| 2 -       | 1:58.984               |                       |
| 3 -       | 1:18.898               |                       |
| 4 -       | <b>1:12.539</b>        |                       |
| <b>20</b> | <b>Dean COOK</b>       | TVR Tuscan Challenge  |
| 1 -       | 8:45.434P              |                       |
| 2 -       | 2:09.863               |                       |
| 3 -       | 1:26.891               |                       |
| 4 -       | <b>1:23.861</b>        |                       |
| <b>21</b> | <b>Richard BERNANS</b> | Radical SR3           |
| 1 -       | 7:04.934               |                       |
| 2 -       | 1:58.466               |                       |
| 3 -       | 1:21.739               |                       |
| 4 -       | <b>1:17.859</b>        |                       |
| 5 -       | 1:19.614               |                       |
| <b>23</b> | <b>Simon TILLING</b>   | Radical Clubsport     |
| 1 -       | 7:15.472               | 6 - 1:14.065          |
| 2 -       | 1:26.096               |                       |
| 3 -       | 1:15.754               |                       |
| 4 -       | 1:15.669               |                       |
| 5 -       | <b>1:13.255</b>        |                       |
| <b>24</b> | <b>Doug SETTERS</b>    | Jade Sports Prototype |
| 1 -       | 6:50.474               | 6 - 1:07.461          |
| 2 -       | 1:18.010               | 7 - <b>1:06.884</b>   |
| 3 -       | 1:12.704               |                       |
| 4 -       | 1:12.128               |                       |
| 5 -       | 1:09.771               |                       |

Car No's 7, 12 21 & 26 need transponders please.  
Weather : Sunny / Dry

**savesometax.co.uk Castle Combe Special GT Championship  
LAP ANALYSIS - QUALIFYING RACE 6**

(contd.)

|   |                        |                    |
|---|------------------------|--------------------|
| <b>26</b>   | <b>Mark FUNNELL</b>    | Lotus Exige        |
| 1 - 7:23.954    6 - 1:12.012<br>2 - 1:22.541<br>3 - 1:12.050<br>4 - 1:13.162<br>5 - <b>1:11.990</b> |                        |                    |
| <b>31</b>   | <b>Iain JONES</b>      | TVR Chimaera       |
| 1 - <b>7:44.785</b><br>2 - 2:18.285P  |                        |                    |
| <b>32</b>   | <b>Norman LACKFORD</b> | Radical Prosport   |
| 1 - 7:19.642<br>2 - 1:38.435<br>3 - 1:17.893<br>4 - <b>1:16.385</b>                                 |                        |                    |
| <b>33</b>   | <b>Tim BROUGHTON</b>   | TVR Tasmin         |
| 1 - 8:49.400P<br>2 - 2:11.768<br>3 - 1:24.493<br>4 - <b>1:21.884</b>                                |                        |                    |
| <b>37</b>   | <b>Hugh MARSHALL</b>   | TVR Tuscan         |
| 1 - 7:33.548<br>2 - 1:34.871<br>3 - 1:18.639<br>4 - <b>1:16.598</b><br>5 - 1:21.008                 |                        |                    |
| <b>39</b>   | <b>Nigel MUSTILL</b>   | Opel Omega V8 Star |
| 1 - 7:42.018<br>2 - 1:40.734<br>3 - 1:23.946<br>4 - 1:17.458<br>5 - <b>1:16.161</b>                 |                        |                    |
| <b>41</b>   | <b>Jeremy IRWIN</b>    | Rawlson GT         |
| 1 - 6:57.648    6 - 1:17.023<br>2 - 1:35.794<br>3 - 1:21.839<br>4 - 1:19.858<br>5 - <b>1:15.999</b> |                        |                    |

Car No's 7, 12 21 & 26 need transponders please.  
Weather : Sunny / Dry




**savesometax.co.uk Castle Combe Special GT Championship  
LAP ANALYSIS - QUALIFYING RACE 6**

(contd.)

|   |                             |                      |
|---|-----------------------------|----------------------|
| <b>48</b>   | <b>Nick WILLIAMSON</b>      | Ford Escort Cosworth |
| 1 - 7:47.365<br>2 - 1:28.564<br>3 - 1:18.134<br>4 - <b>1:16.119</b><br>5 - 1:16.824                 |                             |                      |
| <b>54</b>   | <b>Robin HARVEY</b>         | Juno SS1             |
| 1 - 7:45.653<br>2 - 1:37.241<br>3 - 1:14.032<br>4 - <b>1:10.908</b><br>5 - 1:14.231                 |                             |                      |
| <b>58</b>   | <b>Charles HARVEY-KELLY</b> | Radical SR4          |
| 1 - 6:39.591    6 - 1:17.096<br>2 - 1:28.834<br>3 - 1:17.001<br>4 - 1:20.415<br>5 - <b>1:15.922</b> |                             |                      |
| <b>59</b>   | <b>Keith SPRULES</b>        | Ferrari 355          |
| 1 - X:00.000P<br>2 - 2:02.398<br>3 - <b>1:22.166</b>  |                             |                      |
| <b>61</b>   | <b>Richard CANNINGS</b>     | Toyota MR2 Turbo Mk2 |
| 1 - 7:05.563<br>2 - 1:37.791<br>3 - <b>1:29.987</b><br>4 - 1:30.207<br>5 - 1:32.603                 |                             |                      |
| <b>78</b>   | <b>Shane MARSHALL</b>       | Mallock P21          |
| 1 - 6:55.104    6 - 1:14.234<br>2 - 1:30.085<br>3 - 1:15.071<br>4 - 1:13.085<br>5 - <b>1:11.807</b> |                             |                      |

Car No's 7, 12 21 & 26 need transponders please.  
Weather : Sunny / Dry

**savesometax.co.uk Castle Combe Special GT Championship  
GRID FOR RACE 6**

|  |    |          |                 |
|--|----|----------|-----------------|
| ROW 14   | 31 | JONES    |                 |
| ROW 13   | 61 | CANNINGS | 13 BRYAN        |
| ROW 12   | 59 | SPRULES  | 20 COOK         |
| ROW 11   | 11 | GLYNN    | 33 BROUGHTON    |
| ROW 10   | 37 | MARSHALL | 21 BERNANS      |
| ROW 9  | 39 | MUSTILL  | 32 LACKFORD     |
| ROW 8  | 41 | IRWIN    | 48 WILLIAMSON   |
| ROW 7  | 4  | CLARKE   | 58 HARVEY-KELLY |
| ROW 6  | 16 | HOLDEN   | 23 TILLING      |
| ROW 5  | 26 | FUNNELL  | 1 DAVIDSON      |
| ROW 4  | 12 | BILTON   | 78 MARSHALL     |
| ROW 3  | 7  | DOWLING  | 54 HARVEY       |
| ROW 2  | 6  | WOODWARD | 10 HOOD         |
| ROW 1  | 5  | MICHAEL  | 24 SETTERS      |
| <b>POLE</b>  |    |          |                 |
|  |    |          |                 |

**Car No's 7, 12 21 & 26 need transponders please.**

**Weather : Sunny / Dry**

**These results are provisional until the conclusion of any judicial and technical matters.**

Castle Combe

Circuit Length = 1.8500 miles.

Start: 10:33 End: 10:41

|                  |           |             |
|------------------|-----------|-------------|
| Clerk of Course: | Stewards: | Timekeeper: |
|                  |           |             |

**savesometax.co.uk Castle Combe Special GT Championship**  
**PROVISIONAL RESULT - RACE 6**

| POS | NO | CL | DRIVER               | NAT | CAR                   | TIME      | LAPS | GAP    | MPH   | BEST     |
|-----|----|----|----------------------|-----|-----------------------|-----------|------|--------|-------|----------|
| 1   | 6  | A  | Guy WOODWARD         |     | Jade Trackstar        | 16:57.754 | 15   |        | 98.15 | 1:06.491 |
| 2   | 24 | A  | Doug SETTERS         |     | Jade Sports Prototype | 16:58.735 | 15   | 0.981  | 98.06 | 1:06.671 |
| 3   | 1  | B  | Louis DAVIDSON       |     | Radical Prosport      | 17:06.493 | 15   | 8.739  | 97.32 | 1:06.416 |
| 4   | 5  | B  | Tony MICHAEL         |     | Nemesis RME02         | 17:06.780 | 15   | 9.026  | 97.29 | 1:06.278 |
| 5   | 10 | C  | Tim HOOD             |     | TVR Sagaris V8        | 17:27.835 | 15   | 30.081 | 95.33 | 1:08.198 |
| 6   | 78 | B  | Shane MARSHALL       |     | Mallock P21           | 17:34.255 | 15   | 36.501 | 94.75 | 1:07.620 |
| 7   | 12 | A  | Laurence BILTON      |     | Prosport LM5000 GT    | 17:44.580 | 15   | 46.826 | 93.84 | 1:09.811 |
| 8   | 7  | C  | D DOWLING            |     | TVR Tuscan            | 17:51.730 | 15   | 53.976 | 93.21 | 1:10.328 |
| 9   | 16 | C  | Andy HOLDEN          |     | TVR Tuscan            | 17:01.148 | 14   | 1 LAP  | 91.30 | 1:10.802 |
| 10  | 4  | B  | Rob CLARKE           |     | Radical Clubsport     | 17:08.202 | 14   | 1 LAP  | 90.68 | 1:12.222 |
| 11  | 58 | B  | Charles HARVEY-KELLY |     | Radical SR4           | 17:08.679 | 14   | 1 LAP  | 90.64 | 1:11.637 |
| 12  | 23 | B  | Simon TILLING        |     | Radical Clubsport     | 17:14.711 | 14   | 1 LAP  | 90.11 | 1:11.483 |
| 13  | 37 | C  | Hugh MARSHALL        |     | TVR Tuscan            | 17:24.540 | 14   | 1 LAP  | 89.26 | 1:12.728 |
| 14  | 39 | C  | Nigel MUSTILL        |     | Opel Omega V8 Star    | 17:24.848 | 14   | 1 LAP  | 89.23 | 1:12.652 |
| 15  | 11 | C  | Steve GLYNN          |     | TVR Tuscan Challenge  | 17:37.463 | 14   | 1 LAP  | 88.17 | 1:13.717 |
| 16  | 48 | C  | Nick WILLIAMSON      |     | Ford Escort Cosworth  | 17:54.026 | 14   | 1 LAP  | 86.81 | 1:14.196 |
| 17  | 41 | B  | Jeremy IRWIN         |     | Rawlson GT            | 17:56.325 | 14   | 1 LAP  | 86.62 | 1:15.394 |
| 18  | 20 | C  | Dean COOK            |     | TVR Tuscan Challenge  | 17:09.497 | 13   | 2 LAPS | 84.09 | 1:16.916 |
| 19  | 59 | D  | Keith SPRULES        |     | Ferrari 355           | 17:10.517 | 13   | 2 LAPS | 84.01 | 1:16.492 |
| 20  | 33 | D  | Tim BROUGHTON        |     | TVR Tasmin            | 18:04.021 | 13   | 2 LAPS | 79.86 | 1:18.073 |
| 21  | 61 | D  | Richard CANNINGS     |     | Toyota MR2 Turbo Mk2  | 17:59.900 | 12   | 3 LAPS | 74.00 | 1:26.016 |
| 22  | 13 | D  | Howard BRYAN         |     | TVR Tasmin            | 16:58.899 | 11   | 4 LAPS | 71.90 | 1:27.803 |
| 23  | 31 | D  | Iain JONES           |     | TVR Chimaera          | 18:17.454 | 10   | 5 LAPS | 60.68 | 1:31.737 |

NOT CLASSIFIED

|    |   |              |  |             |           |   |        |       |          |
|----|---|--------------|--|-------------|-----------|---|--------|-------|----------|
| 26 | C | Mark FUNNELL |  | Lotus Exige | 10:23.358 | 8 | D.N.F. | 85.47 | 1:11.056 |
|----|---|--------------|--|-------------|-----------|---|--------|-------|----------|

FASTEST LAP

|    |   |               |  |                |          |    |           |           |
|----|---|---------------|--|----------------|----------|----|-----------|-----------|
| 5  | B | Tony MICHAEL  |  | Nemesis RME02  | 1:06.278 | 14 | 100.48mph | 161.71kph |
| 6  | A | Guy WOODWARD  |  | Jade Trackstar | 1:06.491 | 5  | 100.16mph | 161.19kph |
| 10 | C | Tim HOOD      |  | TVR Sagaris V8 | 1:08.198 | 2  | 97.65mph  | 157.16kph |
| 59 | D | Keith SPRULES |  | Ferrari 355    | 1:16.492 | 5  | 87.06mph  | 140.12kph |

Car No's 7 & 12 still no transponder.

Weather : Sunny / Dry

These results are provisional until the conclusion of any judicial and technical matters.

Castle Combe

Circuit Length = 1.8500 miles.

Start: 15:03 End: 15:19

|                  |           |             |
|------------------|-----------|-------------|
| Clerk of Course: | Stewards: | Timekeeper: |
|------------------|-----------|-------------|

**savesometax.co.uk Castle Combe Special GT Championship**  
**LAP CHART FOR RACE 6**

| Lap 1 |        |          | Lap 2 |          |           | Lap 3 |        |          | Lap 4 |        |          | Lap 5 |          |          |
|-------|--------|----------|-------|----------|-----------|-------|--------|----------|-------|--------|----------|-------|----------|----------|
| No    | Behind | Laptime  | No    | Behind   | Laptime   | No    | Behind | Laptime  | No    | Behind | Laptime  | No    | Behind   | Laptime  |
| 24    |        | 1:08.321 | 24    |          | 1:07.725  | 24    |        | 1:07.359 | 24    |        | 1:07.317 | 24    |          | 1:06.671 |
| 6     | 0.985  | 1:09.306 | 6     | 0.863    | 1:07.603  | 6     | 0.805  | 1:07.301 | 6     | 0.766  | 1:07.278 | 6     | 0.586    | 1:06.491 |
| 10    | 2.098  | 1:10.419 | 10    | 2.571    | 1:08.198  | 10    | 3.616  | 1:08.404 | 61    | 1 LAP  | 1:27.182 | 10    | 7.281    | 1:08.987 |
| 5     | 2.827  | 1:11.148 | 5     | 3.371    | 1:08.269  | 5     | 3.872  | 1:07.860 | 10    | 4.965  | 1:08.666 | 5     | 7.509    | 1:08.997 |
| 7     | 4.523  | 1:12.844 | 1     | 5.886    | 1:08.813  | 1     | 5.583  | 1:07.056 | 5     | 5.183  | 1:08.628 | 1     | 8.309    | 1:09.562 |
| 1     | 4.798  | 1:13.119 | 7     | 7.311    | 1:10.513  | 78    | 8.923  | 1:08.786 | 1     | 5.418  | 1:07.152 | 78    | 11.396   | 1:08.169 |
| 78    | 5.153  | 1:13.474 | 78    | 7.496    | 1:10.068  | 7     | 10.377 | 1:10.425 | 78    | 9.898  | 1:08.292 | 7     | 17.651   | 1:10.934 |
| 12    | 7.012  | 1:15.333 | 12    | 10.497   | 1:11.210  | 12    | 13.860 | 1:10.722 | 7     | 13.388 | 1:10.328 | 12    | 20.808   | 1:10.568 |
| 26    | 7.291  | 1:15.612 | 16    | 11.302   | 1:11.268  | 16    | 14.745 | 1:10.802 | 12    | 16.911 | 1:10.368 | 16    | 22.612   | 1:10.811 |
| 16    | 7.759  | 1:16.080 | 31    | 1 LAP    | 2:28.233P | 26    | 15.193 | 1:11.056 | 16    | 18.472 | 1:11.044 | 61    | 1 LAP    | 1:26.817 |
| 23    | 8.512  | 1:16.833 | 26    | 11.496   | 1:11.930  | 23    | 19.648 | 1:13.350 | 13    | 1 LAP  | 1:33.353 | 23    | 31.408   | 1:12.579 |
| 4     | 9.594  | 1:17.915 | 23    | 13.657   | 1:12.870  | 4     | 20.190 | 1:12.726 | 23    | 25.500 | 1:13.169 | 4     | 32.035   | 1:12.389 |
| 58    | 11.013 | 1:19.334 | 4     | 14.823   | 1:12.954  | 58    | 22.150 | 1:12.937 | 4     | 26.317 | 1:13.444 | 58    | 36.413   | 1:15.343 |
| 48    | 12.035 | 1:20.356 | 58    | 16.572   | 1:13.284  | 48    | 25.657 | 1:14.295 | 26    | 26.725 | 1:18.849 | 37    | 39.321   | 1:13.226 |
| 41    | 14.025 | 1:22.346 | 48    | 18.721   | 1:14.411  | 37    | 26.492 | 1:12.728 | 58    | 27.741 | 1:12.908 | 48    | 40.624   | 1:14.759 |
| 39    | 14.977 | 1:23.298 | 37    | 21.123   | 1:13.748  | 39    | 29.031 | 1:14.525 | 48    | 32.536 | 1:14.196 | 39    | 41.265   | 1:13.289 |
| 37    | 15.100 | 1:23.421 | 41    | 21.694   | 1:15.394  | 11    | 30.587 | 1:15.156 | 37    | 32.766 | 1:13.591 | 26    | 41.860   | 1:21.806 |
| 11    | 16.798 | 1:25.119 | 39    | 21.865   | 1:14.613  | 41    | 31.052 | 1:16.717 | 39    | 34.647 | 1:12.933 | 11    | 45.040   | 1:14.658 |
| 33    | 19.280 | 1:27.601 | 11    | 22.790   | 1:13.717  | 33    | 42.824 | 1:20.555 | 11    | 37.053 | 1:13.783 | 13    | 1 LAP    | 1:32.526 |
| 59    | 21.732 | 1:30.053 | 33    | 29.628   | 1:18.073  | 20    | 43.282 | 1:17.809 | 41    | 39.287 | 1:15.552 | 41    | 48.651   | 1:16.035 |
| 20    | 22.494 | 1:30.815 | 20    | 32.832   | 1:18.063  | 59    | 43.833 | 1:17.359 | 20    | 54.040 | 1:18.075 | 20    | 1:04.285 | 1:16.916 |
| 61    | 30.840 | 1:39.161 | 59    | 33.833   | 1:19.826  |       |        |          | 59    | 55.453 | 1:18.937 | 59    | 1:05.274 | 1:16.492 |
| 13    | 39.489 | 1:47.810 | 61    | 49.962   | 1:26.847  |       |        |          | 33    | 56.276 | 1:20.769 |       |          |          |
|       |        |          | 13    | 1:02.824 | 1:31.060  |       |        |          | 31    | 2 LAPS | 3:01.774 |       |          |          |

Car No's 7 & 12 still no transponder.  
 Weather : Sunny / Dry

Castle Combe  
 Circuit Length = 1.8500 miles.  
 Start: 15:03 End: 15:19

**savesometax.co.uk Castle Combe Special GT Championship**  
**LAP CHART FOR RACE 6**

(contd.)

| Lap 6 |        |          | Lap 7 |          |          | Lap 8 |          |          | Lap 9 |          |          | Lap 10 |          |          |
|-------|--------|----------|-------|----------|----------|-------|----------|----------|-------|----------|----------|--------|----------|----------|
| No    | Behind | Laptime  | No    | Behind   | Laptime  | No    | Behind   | Laptime  | No    | Behind   | Laptime  | No     | Behind   | Laptime  |
| 24    |        | 1:07.231 | 6     |          | 1:07.835 | 6     |          | 1:07.352 | 6     |          | 1:07.231 | 6      |          | 1:08.090 |
| 6     | 0.647  | 1:07.292 | 24    | 0.572    | 1:09.054 | 24    | 0.262    | 1:07.042 | 24    | 0.828    | 1:07.797 | 24     | 2.858    | 1:10.120 |
| 1     | 8.935  | 1:07.857 | 13    | 2 LAPS   | 1:30.566 | 26    | 1 LAP    | 1:22.065 | 48    | 1 LAP    | 1:22.982 | 11     | 1 LAP    | 1:16.237 |
| 10    | 10.042 | 1:09.992 | 20    | 1 LAP    | 1:17.833 | 1     | 7.958    | 1:07.850 | 41    | 1 LAP    | 1:16.229 | 1      | 9.671    | 1:08.741 |
| 5     | 11.431 | 1:11.153 | 59    | 1 LAP    | 1:17.789 | 5     | 12.332   | 1:08.969 | 1     | 9.020    | 1:08.293 | 5      | 11.422   | 1:06.767 |
| 78    | 11.827 | 1:07.662 | 1     | 7.460    | 1:07.007 | 10    | 13.783   | 1:10.670 | 31    | 4 LAPS   | 1:35.983 | 48     | 1 LAP    | 1:18.373 |
| 33    | 1 LAP  | 1:35.211 | 10    | 10.465   | 1:08.905 | 78    | 13.964   | 1:10.351 | 5     | 12.745   | 1:07.644 | 41     | 1 LAP    | 1:17.866 |
| 7     | 20.936 | 1:10.516 | 5     | 10.715   | 1:07.766 | 20    | 1 LAP    | 1:18.655 | 61    | 2 LAPS   | 1:27.981 | 78     | 16.810   | 1:09.315 |
| 31    | 3 LAPS | 1:38.030 | 78    | 10.965   | 1:07.620 | 59    | 1 LAP    | 1:18.207 | 78    | 15.585   | 1:08.852 | 10     | 17.854   | 1:09.599 |
| 12    | 24.078 | 1:10.501 | 7     | 24.433   | 1:11.979 | 13    | 2 LAPS   | 1:32.415 | 26    | 1 LAP    | 1:21.427 | 61     | 2 LAPS   | 1:27.863 |
| 16    | 26.726 | 1:11.345 | 12    | 26.767   | 1:11.171 | 7     | 28.359   | 1:11.278 | 10    | 16.345   | 1:09.793 | 12     | 35.175   | 1:10.573 |
| 4     | 37.877 | 1:13.073 | 16    | 30.220   | 1:11.976 | 12    | 29.716   | 1:10.301 | 20    | 1 LAP    | 1:17.538 | 7      | 35.918   | 1:11.923 |
| 23    | 38.009 | 1:13.832 | 33    | 1 LAP    | 1:22.044 | 16    | 35.011   | 1:12.143 | 59    | 1 LAP    | 1:17.420 | 20     | 1 LAP    | 1:18.713 |
| 61    | 1 LAP  | 1:27.243 | 4     | 41.617   | 1:12.222 | 33    | 1 LAP    | 1:19.630 | 7     | 32.085   | 1:10.957 | 59     | 1 LAP    | 1:19.135 |
| 58    | 42.644 | 1:13.462 | 58    | 46.839   | 1:12.677 | 4     | 47.258   | 1:12.993 | 12    | 32.692   | 1:10.207 | 31     | 4 LAPS   | 1:36.420 |
| 37    | 45.699 | 1:13.609 | 31    | 3 LAPS   | 1:35.137 | 58    | 51.124   | 1:11.637 | 16    | 39.967   | 1:12.187 | 16     | 44.657   | 1:12.780 |
| 39    | 47.758 | 1:13.724 | 37    | 50.790   | 1:13.573 | 37    | 56.924   | 1:13.486 | 13    | 2 LAPS   | 1:30.614 | 4      | 57.990   | 1:12.991 |
| 48    | 49.218 | 1:15.825 | 23    | 53.437   | 1:23.910 | 23    | 59.572   | 1:13.487 | 4     | 53.089   | 1:13.062 | 58     | 1:00.048 | 1:11.862 |
| 11    | 52.156 | 1:14.347 | 39    | 54.237   | 1:14.961 | 39    | 1:01.205 | 1:14.320 | 58    | 56.276   | 1:12.383 | 37     | 1:09.619 | 1:14.545 |
| 26    | 55.242 | 1:20.613 | 48    | 57.290   | 1:16.554 | 11    | 1:05.058 | 1:14.599 | 33    | 1 LAP    | 1:22.122 | 23     | 1:10.390 | 1:13.116 |
| 41    | 57.702 | 1:16.282 | 11    | 57.811   | 1:14.137 |       |          |          | 37    | 1:03.164 | 1:13.471 |        |          |          |
|       |        |          | 61    | 1 LAP    | 1:27.258 |       |          |          | 23    | 1:05.364 | 1:13.023 |        |          |          |
|       |        |          | 41    | 1:05.098 | 1:15.878 |       |          |          | 39    | 1:06.983 | 1:13.009 |        |          |          |

Car No's 7 & 12 still no transponder.  
 Weather : Sunny / Dry

Castle Combe  
 Circuit Length = 1.8500 miles.  
 Start: 15:03 End: 15:19

**savesometax.co.uk Castle Combe Special GT Championship  
LAP CHART FOR RACE 6**

(contd.)

| Lap 11 |          |          | Lap 12 |          |          | Lap 13 |          |          | Lap 14 |        |          | Lap 15 |        |          |
|--------|----------|----------|--------|----------|----------|--------|----------|----------|--------|--------|----------|--------|--------|----------|
| No     | Behind   | Laptime  | No     | Behind   | Laptime  | No     | Behind   | Laptime  | No     | Behind | Laptime  | No     | Behind | Laptime  |
| 6      |          | 1:10.789 | 6      |          | 1:07.415 | 6      |          | 1:06.949 | 6      |        | 1:09.365 | 6      |        | 1:07.457 |
| 24     | 0.780    | 1:08.711 | 24     | 1.101    | 1:07.736 | 24     | 1.047    | 1:06.895 | 24     | 0.768  | 1:09.086 | 24     | 0.981  | 1:07.670 |
| 13     | 3 LAPS   | 1:31.229 | 61     | 3 LAPS   | 1:46.911 | 1      | 8.203    | 1:07.343 | 4      | 1 LAP  | 1:13.472 | 13     | 4 LAPS | 1:27.803 |
| 39     | 1 LAP    | 1:15.565 | 23     | 1 LAP    | 1:13.103 | 5      | 10.053   | 1:08.441 | 58     | 1 LAP  | 1:13.848 | 16     | 1 LAP  | 1:15.439 |
| 1      | 6.549    | 1:07.667 | 37     | 1 LAP    | 1:15.617 | 23     | 1 LAP    | 1:12.118 | 1      | 5.254  | 1:06.416 | 1      | 8.739  | 1:10.942 |
| 5      | 8.100    | 1:07.467 | 1      | 7.809    | 1:08.675 | 37     | 1 LAP    | 1:16.710 | 5      | 6.966  | 1:06.278 | 5      | 9.026  | 1:09.517 |
| 11     | 1 LAP    | 1:15.350 | 5      | 8.561    | 1:07.876 | 39     | 1 LAP    | 1:14.392 | 23     | 1 LAP  | 1:11.483 | 4      | 1 LAP  | 1:14.691 |
| 33     | 2 LAPS   | 1:35.472 | 39     | 1 LAP    | 1:14.790 | 10     | 24.398   | 1:11.368 | 37     | 1 LAP  | 1:13.648 | 58     | 1 LAP  | 1:14.296 |
| 10     | 17.393   | 1:10.328 | 11     | 1 LAP    | 1:15.762 | 61     | 3 LAPS   | 1:29.473 | 39     | 1 LAP  | 1:12.777 | 20     | 2 LAPS | 1:20.277 |
| 78     | 21.700   | 1:15.679 | 10     | 19.979   | 1:10.001 | 11     | 1 LAP    | 1:14.337 | 10     | 25.000 | 1:09.967 | 59     | 2 LAPS | 1:20.810 |
| 48     | 1 LAP    | 1:16.993 | 13     | 3 LAPS   | 1:29.829 | 31     | 5 LAPS   | 1:38.092 | 11     | 1 LAP  | 1:14.159 | 23     | 1 LAP  | 1:11.838 |
| 41     | 1 LAP    | 1:17.384 | 78     | 26.024   | 1:11.739 | 78     | 30.406   | 1:11.331 | 78     | 31.397 | 1:10.356 | 37     | 1 LAP  | 1:13.167 |
| 12     | 34.236   | 1:09.850 | 33     | 2 LAPS   | 1:19.772 | 48     | 1 LAP    | 1:15.225 | 61     | 3 LAPS | 1:26.016 | 39     | 1 LAP  | 1:12.652 |
| 7      | 36.582   | 1:11.453 | 48     | 1 LAP    | 1:16.049 | 41     | 1 LAP    | 1:15.459 | 12     | 42.831 | 1:11.535 | 10     | 30.081 | 1:12.538 |
| 20     | 1 LAP    | 1:18.881 | 41     | 1 LAP    | 1:15.577 | 12     | 40.661   | 1:10.978 | 48     | 1 LAP  | 1:15.598 | 78     | 36.501 | 1:12.561 |
| 59     | 1 LAP    | 1:18.594 | 12     | 36.632   | 1:09.811 | 33     | 2 LAPS   | 1:22.008 | 41     | 1 LAP  | 1:16.395 | 11     | 1 LAP  | 1:16.102 |
| 16     | 51.199   | 1:17.331 | 7      | 39.959   | 1:10.792 | 7      | 44.287   | 1:11.277 | 7      | 46.943 | 1:12.021 | 12     | 46.826 | 1:11.452 |
| 4      | 1:00.686 | 1:13.485 | 20     | 1 LAP    | 1:18.192 | 13     | 3 LAPS   | 1:31.694 | 33     | 2 LAPS | 1:20.319 | 7      | 53.976 | 1:14.490 |
| 58     | 1:00.976 | 1:11.717 | 16     | 58.332   | 1:14.548 | 16     | 1:04.777 | 1:13.394 | 31     | 5 LAPS | 1:36.536 | 48     | 1 LAP  | 1:18.410 |
| 31     | 4 LAPS   | 1:35.512 | 59     | 1 LAP    | 1:19.200 | 20     | 1 LAP    | 1:17.730 |        |        |          | 41     | 1 LAP  | 1:19.211 |
|        |          |          | 4      | 1:06.056 | 1:12.785 | 59     | 1 LAP    | 1:16.695 |        |        |          | 61     | 3 LAPS | 1:27.148 |
|        |          |          | 58     | 1:06.552 | 1:12.991 |        |          |          |        |        |          | 33     | 2 LAPS | 1:20.445 |
|        |          |          |        |          |          |        |          |          |        |        |          | 31     | 5 LAPS | 1:31.737 |

Car No's 7 & 12 still no transponder.  
Weather : Sunny / Dry

Castle Combe  
Circuit Length = 1.8500 miles.  
Start: 15:03 End: 15:19

## Dunlop Mini Miglia Challenge

### QUALIFYING FOR RACE 9

| POS | NO | CL | DRIVER           | NAT | CAR         | TIME     | LAPS | GAP    | MPH   |
|-----|----|----|------------------|-----|-------------|----------|------|--------|-------|
| 1   | 3  |    | Bill SOLLIS      |     | Mini Miglia | 1:18.290 | 12   |        | 85.06 |
| 2   | 2  |    | Kelly ROGERS     |     | Mini Miglia | 1:18.766 | 12   | 0.476  | 84.55 |
| 3   | 21 |    | James HALL       |     | Mini Miglia | 1:19.114 | 11   | 0.824  | 84.18 |
| 4   | 23 |    | Andrew HACK      |     | Mini Miglia | 1:19.460 | 11   | 1.170  | 83.81 |
| 5   | 49 |    | Martin WAGER     |     | Mini Miglia | 1:19.713 | 11   | 1.423  | 83.55 |
| 6   | 8  |    | Tim SIMS         |     | Mini Miglia | 1:19.824 | 10   | 1.534  | 83.43 |
| 7   | 6  |    | Mark SIMS        |     | Mini Miglia | 1:20.170 | 12   | 1.880  | 83.07 |
| 8   | 7  |    | Ralph SAUNDERS   |     | Mini Miglia | 1:20.553 | 12   | 2.263  | 82.67 |
| 9   | 9  |    | Sarah MUNNS      |     | Mini Miglia | 1:21.218 | 12   | 2.928  | 82.00 |
| 10  | 69 |    | Tony LEMAY       |     | Mini Miglia | 1:21.223 | 12   | 2.933  | 81.99 |
| 11  | 39 |    | Paul WOODBRIDGE  |     | Mini Miglia | 1:22.330 | 9    | 4.040  | 80.89 |
| 12  | 29 |    | Gerald DALE      |     | Mini Miglia | 1:23.075 | 11   | 4.785  | 80.16 |
| 13  | 33 |    | Paul BAIRD       |     | Mini Miglia | 1:23.176 | 11   | 4.886  | 80.07 |
| 14  | 28 |    | Philip LEE       |     | Mini Miglia | 1:23.915 | 11   | 5.625  | 79.36 |
| 15  | 34 |    | Keith ALLINGTON  |     | Mini Miglia | 1:25.956 | 11   | 7.666  | 77.48 |
| 16  | 13 |    | Phil HARVEY      |     | Mini Miglia | 1:26.556 | 11   | 8.266  | 76.94 |
| 17  | 35 |    | Ian FEATHERSTONE |     | Mini Miglia | 1:31.454 | 10   | 13.164 | 72.82 |
| 18  | 15 |    | Gordon POCOCK    |     | Mini Miglia | 1:40.686 | 3    | 22.396 | 66.14 |

Weather : Sunny / Dry

These results are provisional until the conclusion of any judicial and technical matters.

Castle Combe

Circuit Length = 1.8500 miles.

Start: 10:54 End: 11:09

|                  |           |             |
|------------------|-----------|-------------|
| Clerk of Course: | Stewards: | Timekeeper: |
|------------------|-----------|-------------|

## Dunlop Mini Miglia Challenge

### LAP ANALYSIS - QUALIFYING RACE 9

|                     |                       |               |
|---------------------|-----------------------|---------------|
| <b>2</b>            | <b>Kelly ROGERS</b>   | Mini Miglia   |
| 1 - 5:06.230        | 6 - 1:22.721          | 11 - 1:19.340 |
| 2 - 1:34.022        | 7 - <b>1:18.766</b>   | 12 - 1:19.314 |
| 3 - 1:24.632        | 8 - 1:26.562          |               |
| 4 - 1:19.818        | 9 - 1:19.310          |               |
| 5 - 1:22.676        | 10 - 1:19.544         |               |
| <b>3</b>            | <b>Bill SOLLIS</b>    | Mini Miglia   |
| 1 - 4:53.654        | 6 - 1:19.530          | 11 - 1:20.982 |
| 2 - 1:31.918        | 7 - 1:19.394          | 12 - 1:22.417 |
| 3 - 1:23.178        | 8 - 1:20.153          |               |
| 4 - 1:21.177        | 9 - <b>1:18.290</b>   |               |
| 5 - 1:19.520        | 10 - 1:19.948         |               |
| <b>6</b>            | <b>Mark SIMS</b>      | Mini Miglia   |
| 1 - 4:41.523        | 6 - 1:21.305          | 11 - 1:22.178 |
| 2 - 1:32.226        | 7 - 1:20.196          | 12 - 1:22.173 |
| 3 - 1:23.890        | 8 - 1:21.730          |               |
| 4 - 1:21.203        | 9 - 1:20.251          |               |
| 5 - <b>1:20.170</b> | 10 - 1:22.059         |               |
| <b>7</b>            | <b>Ralph SAUNDERS</b> | Mini Miglia   |
| 1 - 4:41.964        | 6 - <b>1:20.553</b>   | 11 - 1:22.929 |
| 2 - 1:32.044        | 7 - 1:20.937          | 12 - 1:20.959 |
| 3 - 1:21.891        | 8 - 1:20.951          |               |
| 4 - 1:21.357        | 9 - 1:21.326          |               |
| 5 - 1:21.996        | 10 - 1:21.048         |               |
| <b>8</b>            | <b>Tim SIMS</b>       | Mini Miglia   |
| 1 - 5:08.401        | 6 - 1:20.107          |               |
| 2 - 1:34.226        | 7 - <b>1:19.824</b>   |               |
| 3 - 1:24.578        | 8 - 1:21.512          |               |
| 4 - 1:21.258        | 9 - 1:20.229          |               |
| 5 - 1:20.121        | 10 - 1:56.186P        |               |
| <b>9</b>            | <b>Sarah MUNNS</b>    | Mini Miglia   |
| 1 - 4:36.419        | 6 - <b>1:21.218</b>   | 11 - 1:22.880 |
| 2 - 1:35.034        | 7 - 1:21.233          | 12 - 1:22.180 |
| 3 - 1:24.272        | 8 - 1:21.415          |               |
| 4 - 1:22.748        | 9 - 1:21.524          |               |
| 5 - 1:22.186        | 10 - 1:31.549         |               |
| <b>13</b>           | <b>Phil HARVEY</b>    | Mini Miglia   |
| 1 - 5:04.406        | 6 - 1:27.008          | 11 - 1:29.301 |
| 2 - 1:42.304        | 7 - 1:27.333          |               |
| 3 - 1:31.234        | 8 - 1:27.219          |               |
| 4 - 1:28.046        | 9 - <b>1:26.556</b>   |               |
| 5 - 1:26.897        | 10 - 1:28.970         |               |

Weather : Sunny / Dry



## Dunlop Mini Miglia Challenge LAP ANALYSIS - QUALIFYING RACE 9

(contd.)

|   |                        |             |
|---|------------------------|-------------|
| <b>15</b>   | <b>Gordon POCOCK</b>   | Mini Miglia |
| 1 - 4:47.976<br>2 - <b>1:40.686</b><br>3 - 2:22.759P  |                        |             |
| <b>21</b>   | <b>James HALL</b>      | Mini Miglia |
| 1 - 4:39.646    6 - 1:19.649    11 - 1:27.406<br>2 - 1:32.800    7 - 1:25.811<br>3 - 1:21.579    8 - 1:19.485<br>4 - 1:20.488    9 - <b>1:19.114</b><br>5 - 1:25.303    10 - 1:30.398 |                        |             |
| <b>23</b>   | <b>Andrew HACK</b>     | Mini Miglia |
| 1 - 5:10.051    6 - 1:20.201    11 - 1:20.404<br>2 - 1:33.066    7 - 1:22.528<br>3 - 1:25.410    8 - <b>1:19.460</b><br>4 - 1:20.884    9 - 2:01.690<br>5 - 1:19.926    10 - 1:34.068 |                        |             |
| <b>28</b>   | <b>Philip LEE</b>      | Mini Miglia |
| 1 - 4:39.060    6 - 1:25.060    11 - 1:26.621<br>2 - 1:38.443    7 - 1:27.641<br>3 - 1:28.069    8 - 1:24.293<br>4 - 1:27.950    9 - 1:24.055<br>5 - 1:26.840    10 - <b>1:23.915</b> |                        |             |
| <b>29</b>   | <b>Gerald DALE</b>     | Mini Miglia |
| 1 - 5:07.673    6 - 1:24.602    11 - 1:23.825<br>2 - 1:38.321    7 - 1:28.130<br>3 - 1:30.613    8 - 1:41.452<br>4 - 1:27.047    9 - <b>1:23.075</b><br>5 - 1:25.653    10 - 1:23.640 |                        |             |
| <b>33</b>   | <b>Paul BAIRD</b>      | Mini Miglia |
| 1 - 4:58.743    6 - 1:24.058    11 - 1:23.309<br>2 - 1:40.551    7 - 1:23.661<br>3 - 1:28.670    8 - 1:23.374<br>4 - 1:25.844    9 - 1:23.813<br>5 - 1:25.152    10 - <b>1:23.176</b> |                        |             |
| <b>34</b>   | <b>Keith ALLINGTON</b> | Mini Miglia |
| 1 - 4:49.867    6 - 1:26.593    11 - 1:30.029<br>2 - 1:43.478    7 - <b>1:25.956</b><br>3 - 1:35.229    8 - 1:26.988<br>4 - 1:31.521    9 - 1:27.141<br>5 - 1:29.694    10 - 1:26.233 |                        |             |

Weather : Sunny / Dry


## Dunlop Mini Miglia Challenge LAP ANALYSIS - QUALIFYING RACE 9

(contd.)

|                     |                         |               |
|---------------------|-------------------------|---------------|
| <b>35</b>           | <b>Ian FEATHERSTONE</b> | Mini Miglia   |
| 1 - 4:59.947        | 6 - 1:33.752            |               |
| 2 - 1:44.628        | 7 - 1:32.708            |               |
| 3 - 1:36.791        | 8 - 1:31.907            |               |
| 4 - 1:34.767        | 9 - 1:33.179            |               |
| 5 - 1:32.625        | 10 - <b>1:31.454</b>    |               |
| <b>39</b>           | <b>Paul WOODBRIDGE</b>  | Mini Miglia   |
| 1 - 4:37.582        | 6 - 1:57.590P           |               |
| 2 - 1:37.157        | 7 - 3:09.519            |               |
| 3 - 1:23.897        | 8 - 1:23.855            |               |
| 4 - <b>1:22.330</b> | 9 - 1:23.120            |               |
| 5 - 1:22.521        |                         |               |
| <b>49</b>           | <b>Martin WAGER</b>     | Mini Miglia   |
| 1 - 4:55.259        | 6 - 1:23.038            | 11 - 1:20.210 |
| 2 - 1:35.194        | 7 - 1:29.403            |               |
| 3 - 1:24.883        | 8 - <b>1:19.713</b>     |               |
| 4 - 1:21.574        | 9 - 1:20.105            |               |
| 5 - 1:21.284        | 10 - 1:26.180           |               |
| <b>69</b>           | <b>Tony LEMAY</b>       | Mini Miglia   |
| 1 - 4:36.323        | 6 - <b>1:21.223</b>     | 11 - 1:23.279 |
| 2 - 1:35.989        | 7 - 1:21.793            | 12 - 1:23.834 |
| 3 - 1:25.016        | 8 - 1:22.079            |               |
| 4 - 1:22.843        | 9 - 1:21.227            |               |
| 5 - 1:21.696        | 10 - 1:23.093           |               |

# Dunlop Mini Miglia Challenge

## GRID FOR RACE 9

|  |                 |            |
|--|-----------------|------------|
| ROW 9  | 35 FEATHERSTONE | 15 POCOCK  |
| ROW 8  | 34 ALLINGTON    | 13 HARVEY  |
| ROW 7  | 33 BAIRD        | 28 LEE     |
| ROW 6  | 39 WOODBRIDGE   | 29 DALE    |
| ROW 5  | 9 MUNNS         | 69 LEMAY   |
| ROW 4  | 6 SIMS          | 7 SAUNDERS |
| ROW 3  | 49 WAGER        | 8 SIMS     |
| ROW 2  | 21 HALL         | 23 HACK    |
| ROW 1  | 3 SOLLIS        | 2 ROGERS   |
|  | POLE            |            |
|  |                 |            |

Weather : Sunny / Dry

These results are provisional until the conclusion of any judicial and technical matters.

Castle Combe

Circuit Length = 1.8500 miles.

Start: 10:54 End: 11:09

|                  |           |             |
|------------------|-----------|-------------|
| Clerk of Course: | Stewards: | Timekeeper: |
|------------------|-----------|-------------|

## Dunlop Mini Miglia Challenge

### PROVISIONAL RESULT - RACE 9

| POS            | NO | CL | NAME                    | NAT | ENTRY       | TIME      | LAPS | GAP      | MPH       | BEST     |
|----------------|----|----|-------------------------|-----|-------------|-----------|------|----------|-----------|----------|
| 1              | 2  |    | <b>Kelly ROGERS</b>     |     | Mini Miglia | 13:26.139 | 10   |          | 82.61     | 1:19.334 |
| 2              | 3  |    | <b>Bill SOLLIS</b>      |     | Mini Miglia | 13:26.337 | 10   | 0.198    | 82.59     | 1:19.500 |
| 3              | 23 |    | <b>Andrew HACK</b>      |     | Mini Miglia | 13:26.430 | 10   | 0.291    | 82.58     | 1:19.159 |
| 4              | 49 |    | <b>Martin WAGER</b>     |     | Mini Miglia | 13:28.003 | 10   | 1.864    | 82.42     | 1:19.009 |
| 5              | 21 |    | <b>James HALL</b>       |     | Mini Miglia | 13:28.019 | 10   | 1.880    | 82.42     | 1:19.310 |
| 6              | 7  |    | <b>Ralph SAUNDERS</b>   |     | Mini Miglia | 13:28.257 | 10   | 2.118    | 82.40     | 1:19.390 |
| 7              | 8  |    | <b>Tim SIMS</b>         |     | Mini Miglia | 13:28.295 | 10   | 2.156    | 82.39     | 1:19.307 |
| 8              | 69 |    | <b>Tony LEMAY</b>       |     | Mini Miglia | 13:45.900 | 10   | 19.761   | 80.63     | 1:20.564 |
| 9              | 15 |    | <b>Gordon POCOCK</b>    |     | Mini Miglia | 13:55.369 | 10   | 29.230   | 79.72     | 1:21.844 |
| 10             | 29 |    | <b>Gerald DALE</b>      |     | Mini Miglia | 13:55.661 | 10   | 29.522   | 79.69     | 1:21.370 |
| 11             | 34 |    | <b>Keith ALLINGTON</b>  |     | Mini Miglia | 13:58.936 | 10   | 32.797   | 79.38     | 1:21.689 |
| 12             | 39 |    | <b>Paul WOODBRIDGE</b>  |     | Mini Miglia | 13:59.075 | 10   | 32.936   | 79.37     | 1:20.983 |
| 13             | 28 |    | <b>Philip LEE</b>       |     | Mini Miglia | 14:01.057 | 10   | 34.918   | 79.18     | 1:21.837 |
| 14             | 33 |    | <b>Paul BAIRD</b>       |     | Mini Miglia | 14:03.454 | 10   | 37.315   | 78.96     | 1:21.934 |
| 15             | 13 |    | <b>Phil HARVEY</b>      |     | Mini Miglia | 14:36.220 | 10   | 1:10.081 | 76.00     | 1:26.087 |
| 16             | 35 |    | <b>Ian FEATHERSTONE</b> |     | Mini Miglia | 13:59.917 | 9    | 1 LAP    | 71.36     | 1:30.738 |
| NOT CLASSIFIED |    |    |                         |     |             |           |      |          |           |          |
|                | 9  |    | <b>Sarah MUNNS</b>      |     | Mini Miglia | 7:01.068  | 5    | D.N.F.   | 79.08     | 1:22.195 |
|                | 6  |    | <b>Mark SIMS</b>        |     | Mini Miglia | 5:31.500  | 4    | D.N.F.   | 80.36     | 1:19.769 |
| FASTEST LAP    |    |    |                         |     |             |           |      |          |           |          |
|                | 49 |    | <b>Martin WAGER</b>     |     | Mini Miglia | 1:19.009  | 4    | 84.29mph | 135.65kph |          |

Weather : Bright / Dry

These results are provisional until the conclusion of any judicial and technical matters.

Castle Combe

Circuit Length = 1.8500 miles.

Start: 16:47 End: 17:00

|                  |           |             |
|------------------|-----------|-------------|
| Clerk of Course: | Stewards: | Timekeeper: |
|------------------|-----------|-------------|

## Dunlop Mini Miglia Challenge

### LAP CHART FOR RACE 9

| Lap 1 |        |          | Lap 2 |        |          | Lap 3 |        |          | Lap 4 |        |          | Lap 5 |          |          |
|-------|--------|----------|-------|--------|----------|-------|--------|----------|-------|--------|----------|-------|----------|----------|
| No    | Behind | Laptime  | No    | Behind | Laptime  | No    | Behind | Laptime  | No    | Behind | Laptime  | No    | Behind   | Laptime  |
| 3     |        | 1:27.081 | 2     |        | 1:19.947 | 3     |        | 1:19.669 | 3     |        | 1:19.500 | 3     |          | 1:20.505 |
| 2     | 0.166  | 1:27.247 | 3     | 0.335  | 1:20.448 | 2     | 0.544  | 1:20.548 | 2     | 0.378  | 1:19.334 | 2     | 0.191    | 1:20.318 |
| 21    | 0.592  | 1:27.673 | 21    | 1.357  | 1:20.878 | 21    | 1.923  | 1:20.570 | 49    | 1.687  | 1:19.009 | 49    | 0.356    | 1:19.174 |
| 49    | 0.914  | 1:27.995 | 49    | 1.356  | 1:20.555 | 49    | 2.178  | 1:20.826 | 21    | 2.086  | 1:19.663 | 21    | 0.977    | 1:19.396 |
| 8     | 1.210  | 1:28.291 | 8     | 1.688  | 1:20.591 | 8     | 2.543  | 1:20.859 | 8     | 2.350  | 1:19.307 | 23    | 1.136    | 1:19.159 |
| 23    | 1.324  | 1:28.405 | 23    | 1.751  | 1:20.540 | 23    | 2.704  | 1:20.957 | 23    | 2.482  | 1:19.278 | 8     | 1.484    | 1:19.639 |
| 7     | 1.957  | 1:29.038 | 7     | 2.038  | 1:20.194 | 7     | 3.221  | 1:21.187 | 7     | 3.111  | 1:19.390 | 7     | 2.085    | 1:19.479 |
| 69    | 2.874  | 1:29.955 | 69    | 3.726  | 1:20.965 | 6     | 3.780  | 1:19.769 | 6     | 4.802  | 1:20.522 | 69    | 6.061    | 1:21.075 |
| 6     | 3.918  | 1:30.999 | 6     | 4.015  | 1:20.210 | 69    | 4.427  | 1:20.705 | 69    | 5.491  | 1:20.564 | 9     | 13.865   | 1:22.638 |
| 29    | 4.309  | 1:31.390 | 9     | 6.830  | 1:22.410 | 9     | 9.021  | 1:22.195 | 9     | 11.732 | 1:22.211 | 15    | 15.973   | 1:22.223 |
| 9     | 4.533  | 1:31.614 | 29    | 7.381  | 1:23.185 | 29    | 10.286 | 1:22.909 | 29    | 13.539 | 1:22.753 | 29    | 16.177   | 1:23.143 |
| 33    | 5.878  | 1:32.959 | 15    | 8.265  | 1:22.100 | 15    | 10.773 | 1:22.512 | 15    | 14.255 | 1:22.982 | 34    | 16.694   | 1:21.689 |
| 15    | 6.278  | 1:33.359 | 33    | 9.524  | 1:23.759 | 33    | 12.599 | 1:23.079 | 34    | 15.510 | 1:22.172 | 39    | 20.414   | 1:21.324 |
| 34    | 6.532  | 1:33.613 | 34    | 9.656  | 1:23.237 | 34    | 12.838 | 1:23.186 | 33    | 17.663 | 1:24.564 | 28    | 20.816   | 1:23.143 |
| 28    | 7.506  | 1:34.587 | 28    | 10.117 | 1:22.724 | 28    | 13.185 | 1:23.072 | 28    | 18.178 | 1:24.493 | 33    | 21.649   | 1:24.491 |
| 13    | 9.895  | 1:36.976 | 39    | 16.278 | 1:22.622 | 39    | 18.112 | 1:21.838 | 39    | 19.595 | 1:20.983 | 13    | 36.740   | 1:26.892 |
| 39    | 13.769 | 1:40.850 | 13    | 17.019 | 1:27.237 | 13    | 23.409 | 1:26.394 | 13    | 30.353 | 1:26.444 | 35    | 1:04.919 | 1:31.779 |
| 35    | 15.538 | 1:42.619 | 35    | 27.407 | 1:31.982 | 35    | 40.822 | 1:33.419 | 35    | 53.645 | 1:32.323 |       |          |          |

## Dunlop Mini Miglia Challenge LAP CHART FOR RACE 9

(contd.)

| Lap 6 |          |          | Lap 7 |        |          | Lap 8 |        |          | Lap 9 |          |          | Lap 10 |          |          |
|-------|----------|----------|-------|--------|----------|-------|--------|----------|-------|----------|----------|--------|----------|----------|
| No    | Behind   | Laptime  | No    | Behind | Laptime  | No    | Behind | Laptime  | No    | Behind   | Laptime  | No     | Behind   | Laptime  |
| 2     |          | 1:19.596 | 2     |        | 1:19.426 | 2     |        | 1:19.897 | 2     |          | 1:19.715 | 2      |          | 1:20.111 |
| 3     | 0.145    | 1:19.932 | 3     | 0.357  | 1:19.638 | 3     | 0.191  | 1:19.731 | 3     | 0.125    | 1:19.649 | 3      | 0.198    | 1:20.184 |
| 49    | 0.387    | 1:19.818 | 49    | 0.685  | 1:19.724 | 49    | 0.499  | 1:19.711 | 49    | 0.433    | 1:19.649 | 23     | 0.291    | 1:19.812 |
| 23    | 1.058    | 1:19.709 | 23    | 0.832  | 1:19.200 | 23    | 0.731  | 1:19.796 | 23    | 0.590    | 1:19.574 | 49     | 1.864    | 1:21.542 |
| 21    | 1.551    | 1:20.361 | 21    | 1.435  | 1:19.310 | 21    | 1.365  | 1:19.827 | 21    | 1.222    | 1:19.572 | 21     | 1.880    | 1:20.769 |
| 8     | 1.779    | 1:20.082 | 8     | 1.718  | 1:19.365 | 8     | 1.600  | 1:19.779 | 7     | 1.789    | 1:19.632 | 7      | 2.118    | 1:20.440 |
| 7     | 2.115    | 1:19.817 | 7     | 2.153  | 1:19.464 | 7     | 1.872  | 1:19.616 | 8     | 2.031    | 1:20.146 | 8      | 2.156    | 1:20.236 |
| 69    | 8.023    | 1:21.749 | 69    | 11.458 | 1:22.861 | 35    | 1 LAP  | 1:34.374 | 69    | 16.918   | 1:22.404 | 69     | 19.761   | 1:22.954 |
| 15    | 19.535   | 1:23.349 | 15    | 22.578 | 1:22.469 | 69    | 14.229 | 1:22.668 | 35    | 1 LAP    | 1:30.842 | 15     | 29.230   | 1:22.087 |
| 34    | 20.408   | 1:23.501 | 34    | 23.673 | 1:22.691 | 15    | 25.125 | 1:22.444 | 15    | 27.254   | 1:21.844 | 29     | 29.522   | 1:22.037 |
| 29    | 20.726   | 1:24.336 | 29    | 23.940 | 1:22.640 | 29    | 25.941 | 1:21.898 | 29    | 27.596   | 1:21.370 | 34     | 32.797   | 1:23.500 |
| 39    | 25.204   | 1:24.577 | 39    | 27.760 | 1:21.982 | 34    | 26.750 | 1:22.974 | 34    | 29.408   | 1:22.373 | 39     | 32.936   | 1:22.015 |
| 28    | 25.490   | 1:24.461 | 28    | 28.638 | 1:22.574 | 39    | 29.251 | 1:21.388 | 39    | 31.032   | 1:21.496 | 35     | 1 LAP    | 1:30.738 |
| 33    | 25.979   | 1:24.117 | 33    | 29.532 | 1:22.979 | 28    | 30.612 | 1:21.871 | 28    | 32.734   | 1:21.837 | 28     | 34.918   | 1:22.295 |
| 13    | 43.916   | 1:26.963 | 13    | 50.977 | 1:26.487 | 33    | 31.569 | 1:21.934 | 33    | 34.639   | 1:22.785 | 33     | 37.315   | 1:22.787 |
| 35    | 1:16.973 | 1:31.841 |       |        |          | 13    | 57.167 | 1:26.087 | 13    | 1:03.728 | 1:26.276 | 13     | 1:10.081 | 1:26.464 |

Weather : Bright / Dry

msttimina.com

Page 2 of 2

Castle Combe  
Circuit Length = 1.8500 miles.  
Start: 16:47 End: 17:00  
Printed - 17:03 Monday, 01 May 2006

## Dunlop Tuscan Challenge QUALIFYING FOR RACE 11

| POS | NO | CL | DRIVER         | NAT | CAR                  | TIME     | LAPS | GAP    | MPH   |
|-----|----|----|----------------|-----|----------------------|----------|------|--------|-------|
| 1   | 10 | A  | Tim HOOD       |     | TVR Sagaris V8       | 1:08.980 | 5    |        | 96.55 |
| 2   | 7  | A  | Darren DOWLING |     | TVR Tuscan           | 1:09.612 | 8    | 0.632  | 95.67 |
| 3   | 6  | A  | Andy HOLDEN    |     | TVR Tuscan           | 1:09.702 | 10   | 0.722  | 95.55 |
| 4   | 3  | A  | Hugh MARSHALL  |     | TVR Tuscan           | 1:11.774 | 10   | 2.794  | 92.79 |
| 5   | 11 | A  | Steve GLYNN    |     | TVR Tuscan Challenge | 1:12.770 | 14   | 3.790  | 91.52 |
| 6   | 14 | B  | Marc HOCKIN    |     | TVR Griffith         | 1:15.343 | 10   | 6.363  | 88.39 |
| 7   | 20 | A  | Dean COOK      |     | TVR Tuscan Challenge | 1:17.240 | 13   | 8.260  | 86.22 |
| 8   | 41 | B  | Graham WALDEN  |     | TVR Tuscan           | 1:17.851 | 10   | 8.871  | 85.54 |
| 9   | 33 | B  | Tim BROUGHTON  |     | TVR Tasmin           | 1:19.826 | 7    | 10.846 | 83.43 |
| 10  | 27 | B  | Cliff JOBSON   |     | TVR Tasmin           | 1:30.832 | 8    | 21.852 | 73.32 |
| 11  | 13 | C  | Howard BRYAN   |     | TVR Tasmin           | 1:31.982 | 3    | 23.002 | 72.40 |
| 12  | 31 | B  | Iain JONES     |     | TVR Chimaera         | 1:41.535 | 4    | 32.555 | 65.59 |

Weather : Sunny / Dry

These results are provisional until the conclusion of any judicial and technical matters.

Castle Combe

Circuit Length = 1.8500 miles.

Start: 11:13 End: 11:29

|                  |           |             |
|------------------|-----------|-------------|
| Clerk of Course: | Stewards: | Timekeeper: |
|------------------|-----------|-------------|

## Dunlop Tuscan Challenge

### LAP ANALYSIS - QUALIFYING RACE 11

|                     |                       |                      |
|---------------------|-----------------------|----------------------|
| <b>3</b>            | <b>Hugh MARSHALL</b>  | TVR Tuscan           |
| 1 - 3:10.329        | 6 - 1:13.692          |                      |
| 2 - 1:28.821        | 7 - 1:55.409P         |                      |
| 3 - 1:16.056        | 8 - 4:25.413          |                      |
| 4 - 1:15.612        | 9 - <b>1:11.774</b>   |                      |
| 5 - 1:13.582        | 10 - 1:13.608         |                      |
| <b>6</b>            | <b>Andy HOLDEN</b>    | TVR Tuscan           |
| 1 - 3:15.910        | 6 - 2:55.958          |                      |
| 2 - 1:23.780        | 7 - 1:10.437          |                      |
| 3 - 1:17.398        | 8 - 1:10.043          |                      |
| 4 - 1:10.532        | 9 - <b>1:09.702</b>   |                      |
| 5 - 1:28.139P       | 10 - 1:40.387P        |                      |
| <b>7</b>            | <b>Darren DOWLING</b> | TVR Tuscan           |
| 1 - 3:13.718        | 6 - 1:10.206          |                      |
| 2 - 1:21.990        | 7 - <b>1:09.612</b>   |                      |
| 3 - 1:11.401        | 8 - 1:29.970P         |                      |
| 4 - 1:10.852        |                       |                      |
| 5 - 1:17.349        |                       |                      |
| <b>10</b>           | <b>Tim HOOD</b>       | TVR Sagaris V8       |
| 1 - 4:14.241        |                       |                      |
| 2 - 1:22.098        |                       |                      |
| 3 - 1:09.390        |                       |                      |
| 4 - <b>1:08.980</b> |                       |                      |
| 5 - 1:45.377P       |                       |                      |
| <b>11</b>           | <b>Steve GLYNN</b>    | TVR Tuscan Challenge |
| 1 - 3:51.716        | 6 - 1:14.518          | 11 - <b>1:12.770</b> |
| 2 - 1:28.748        | 7 - 1:16.463          | 12 - 1:12.782        |
| 3 - 1:19.678        | 8 - 1:15.398          | 13 - 1:13.108        |
| 4 - 1:15.558        | 9 - 1:14.423          | 14 - 1:13.193        |
| 5 - 1:14.251        | 10 - 1:14.086         |                      |
| <b>13</b>           | <b>Howard BRYAN</b>   | TVR Tasmin           |
| 1 - X:00.000P       |                       |                      |
| 2 - 2:02.524        |                       |                      |
| 3 - <b>1:31.982</b> |                       |                      |
| <b>14</b>           | <b>Marc HOCKIN</b>    | TVR Griffith         |
| 1 - 7:12.686P       | 6 - 1:23.024          |                      |
| 2 - 1:48.919        | 7 - 1:15.680          |                      |
| 3 - 1:27.227        | 8 - <b>1:15.343</b>   |                      |
| 4 - 1:23.352        | 9 - 1:21.828          |                      |
| 5 - 1:17.486        | 10 - 1:16.518         |                      |




# Dunlop Tuscan Challenge

## LAP ANALYSIS - QUALIFYING RACE 11

(contd.)

|                     |                      |                      |
|---------------------|----------------------|----------------------|
| <b>20</b>           | <b>Dean COOK</b>     | TVR Tuscan Challenge |
| 1 - 3:19.166        | 6 - 1:20.256         | 11 - 1:19.464        |
| 2 - 1:28.923        | 7 - 1:20.793         | 12 - <b>1:17.240</b> |
| 3 - 1:22.421        | 8 - 1:19.429         | 13 - 1:17.382        |
| 4 - 1:19.620        | 9 - 1:19.015         |                      |
| 5 - 1:20.196        | 10 - 1:18.719        |                      |
| <b>27</b>           | <b>Cliff JOBSON</b>  | TVR Tasmin           |
| 1 - 3:46.917        | 6 - 1:30.978         |                      |
| 2 - 1:46.684        | 7 - 1:32.201         |                      |
| 3 - 1:36.610        | 8 - 2:02.976P        |                      |
| 4 - 1:30.888        |                      |                      |
| 5 - <b>1:30.832</b> |                      |                      |
| <b>31</b>           | <b>Iain JONES</b>    | TVR Chimaera         |
| 1 - 6:55.785P       |                      |                      |
| 2 - 3:00.200        |                      |                      |
| 3 - <b>1:41.535</b> |                      |                      |
| 4 - 1:42.913        |                      |                      |
| <b>33</b>           | <b>Tim BROUGHTON</b> | TVR Tasmin           |
| 1 - X:00.000P       | 6 - 1:19.925         |                      |
| 2 - 1:49.320        | 7 - 1:19.882         |                      |
| 3 - 1:21.199        |                      |                      |
| 4 - 1:22.918        |                      |                      |
| 5 - <b>1:19.826</b> |                      |                      |
| <b>41</b>           | <b>Graham WALDEN</b> | TVR Tuscan           |
| 1 - 6:47.837P       | 6 - 1:20.971         |                      |
| 2 - 1:59.847        | 7 - 1:19.628         |                      |
| 3 - 1:25.128        | 8 - 1:18.806         |                      |
| 4 - 1:23.458        | 9 - 1:18.808         |                      |
| 5 - 1:23.457        | 10 - <b>1:17.851</b> |                      |

**Dunlop Tuscan Challenge  
GRID FOR RACE 11**

|  |                |              |
|--|----------------|--------------|
| ROW 6  | 13   BRYAN     | 31   JONES   |
| ROW 5  | 33   BROUGHTON | 27   JOBSON  |
| ROW 4  | 20   COOK      | 41   WALDEN  |
| ROW 3  | 11   GLYNN     | 14   HOCKIN  |
| ROW 2  | 6   HOLDEN     | 3   MARSHALL |
| ROW 1  | 10   HOOD      | 7   DOWLING  |
|  | POLE           |              |
|  |                |              |

**Weather : Sunny / Dry**  
**These results are provisional until the conclusion of any judicial and technical matters.**

Castle Combe  
Circuit Length = 1.8500 miles.  
Start: 11:13 End: 11:29

|                  |           |             |
|------------------|-----------|-------------|
| Clerk of Course: | Stewards: | Timekeeper: |
|------------------|-----------|-------------|

# Dunlop Tuscan Challenge

## PROVISIONAL RESULT - RACE 11

| POS | NO | CL | NAME           | NAT | ENTRY                | TIME      | LAPS | GAP      | MPH   | BEST     |
|-----|----|----|----------------|-----|----------------------|-----------|------|----------|-------|----------|
| 1   | 10 | A  | Tim HOOD       |     | TVR Sagaris V8       | 11:45.697 | 10   |          | 94.37 | 1:09.135 |
| 2   | 7  | A  | Darren DOWLING |     | TVR Tuscan           | 11:48.552 | 10   | 2.855    | 93.99 | 1:09.259 |
| 3   | 6  | A  | Andy HOLDEN    |     | TVR Tuscan           | 11:50.974 | 10   | 5.277    | 93.67 | 1:09.571 |
| 4   | 3  | A  | Hugh MARSHALL  |     | TVR Tuscan           | 12:30.633 | 10   | 44.936   | 88.72 | 1:12.797 |
| 5   | 11 | A  | Steve GLYNN    |     | TVR Tuscan Challenge | 12:42.098 | 10   | 56.401   | 87.39 | 1:12.336 |
| 6   | 20 | A  | Dean COOK      |     | TVR Tuscan Challenge | 12:48.052 | 10   | 1:02.355 | 86.71 | 1:14.077 |
| 7   | 14 | B  | Marc HOCKIN    |     | TVR Griffith         | 11:47.734 | 9    | 1 LAP    | 84.69 | 1:15.761 |
| 8   | 41 | B  | Graham WALDEN  |     | TVR Tuscan           | 12:00.108 | 9    | 1 LAP    | 83.23 | 1:17.931 |
| 9   | 33 | B  | Tim BROUGHTON  |     | TVR Tasmin           | 12:21.217 | 9    | 1 LAP    | 80.86 | 1:18.450 |
| 10  | 27 | B  | Cliff JOBSON   |     | TVR Tasmin           | 12:22.223 | 9    | 1 LAP    | 80.75 | 1:19.106 |
| 11  | 31 | B  | Iain JONES     |     | TVR Chimaera         | 12:14.011 | 8    | 2 LAPS   | 72.58 | 1:24.849 |
| 12  | 13 | C  | Howard BRYAN   |     | TVR Tasmin           | 12:39.351 | 8    | 2 LAPS   | 70.16 | 1:26.603 |

### FASTEST LAP

|    |   |              |                |          |   |          |           |
|----|---|--------------|----------------|----------|---|----------|-----------|
| 10 | A | Tim HOOD     | TVR Sagaris V8 | 1:09.135 | 2 | 96.33mph | 155.03kph |
| 14 | B | Marc HOCKIN  | TVR Griffith   | 1:15.761 | 3 | 87.90mph | 141.47kph |
| 13 | C | Howard BRYAN | TVR Tasmin     | 1:26.603 | 7 | 76.90mph | 123.76kph |

Weather : Sunny / Dry

These results are provisional until the conclusion of any judicial and technical matters.

Castle Combe

Circuit Length = 1.8500 miles.

Start: 17:47 End: 17:59

|                  |           |             |
|------------------|-----------|-------------|
| Clerk of Course: | Stewards: | Timekeeper: |
|------------------|-----------|-------------|

## Dunlop Tuscan Challenge

### LAP CHART FOR RACE 11

| Lap 1 |        |          | Lap 2 |          |           | Lap 3 |        |          | Lap 4 |        |          | Lap 5 |          |          |
|-------|--------|----------|-------|----------|-----------|-------|--------|----------|-------|--------|----------|-------|----------|----------|
| No    | Behind | Laptime  | No    | Behind   | Laptime   | No    | Behind | Laptime  | No    | Behind | Laptime  | No    | Behind   | Laptime  |
| 10    |        | 1:15.758 | 10    |          | 1:09.135  | 10    |        | 1:09.468 | 10    |        | 1:09.190 | 10    |          | 1:09.404 |
| 6     | 2.304  | 1:18.062 | 6     | 3.447    | 1:10.278  | 6     | 4.068  | 1:10.089 | 6     | 5.032  | 1:10.154 | 6     | 6.095    | 1:10.467 |
| 7     | 5.503  | 1:21.261 | 7     | 6.035    | 1:09.667  | 7     | 5.957  | 1:09.390 | 7     | 6.026  | 1:09.259 | 7     | 6.268    | 1:09.646 |
| 3     | 6.486  | 1:22.244 | 3     | 15.775   | 1:18.424  | 3     | 21.276 | 1:14.969 | 31    | 1 LAP  | 1:25.263 | 3     | 30.718   | 1:14.058 |
| 41    | 12.650 | 1:28.408 | 20    | 20.966   | 1:16.848  | 20    | 26.649 | 1:15.151 | 3     | 26.064 | 1:13.978 | 31    | 1 LAP    | 1:35.659 |
| 20    | 13.253 | 1:29.011 | 41    | 23.398   | 1:19.883  | 14    | 32.409 | 1:15.761 | 13    | 1 LAP  | 1:52.739 | 20    | 39.694   | 1:15.422 |
| 33    | 15.279 | 1:31.037 | 14    | 26.116   | 1:16.906  | 41    | 32.971 | 1:19.041 | 20    | 33.676 | 1:16.217 | 11    | 40.312   | 1:12.787 |
| 27    | 16.883 | 1:32.641 | 33    | 26.828   | 1:20.684  | 11    | 33.151 | 1:12.823 | 11    | 36.929 | 1:12.968 | 14    | 47.140   | 1:17.149 |
| 14    | 18.345 | 1:34.103 | 11    | 29.796   | 1:15.061  | 33    | 42.690 | 1:25.330 | 14    | 39.395 | 1:16.176 | 41    | 51.451   | 1:18.816 |
| 13    | 22.786 | 1:38.544 | 27    | 31.490   | 1:23.742  | 27    | 44.012 | 1:21.990 | 41    | 42.039 | 1:18.258 | 13    | 1 LAP    | 1:30.000 |
| 11    | 23.870 | 1:39.628 | 13    | 59.576   | 1:45.925P |       |        |          | 33    | 53.813 | 1:20.313 | 33    | 1:05.020 | 1:20.611 |
| 31    | 44.061 | 1:59.819 | 31    | 1:02.383 | 1:27.457  |       |        |          | 27    | 55.999 | 1:21.177 | 27    | 1:06.259 | 1:19.664 |

Weather : Sunny / Dry

msttimina.com

Page 1 of 2

Castle Combe  
Circuit Length = 1.8500 miles.  
Start: 17:47 End: 17:59

Printed - 18:02 Monday, 01 May 2006

# Dunlop Tuscan Challenge

## LAP CHART FOR RACE 11

(contd.)

| Lap 6 |          |          | Lap 7 |          |          | Lap 8 |          |          | Lap 9 |          |          | Lap 10 |          |          |
|-------|----------|----------|-------|----------|----------|-------|----------|----------|-------|----------|----------|--------|----------|----------|
| No    | Behind   | Laptime  | No    | Behind   | Laptime  | No    | Behind   | Laptime  | No    | Behind   | Laptime  | No     | Behind   | Laptime  |
| 10    |          | 1:09.473 | 10    |          | 1:09.843 | 10    |          | 1:09.804 | 10    |          | 1:10.515 | 10     |          | 1:13.107 |
| 7     | 7.172    | 1:10.377 | 13    | 2 LAPS   | 1:28.441 | 7     | 7.168    | 1:09.836 | 7     | 6.572    | 1:09.919 | 14     | 1 LAP    | 1:17.279 |
| 6     | 7.818    | 1:11.196 | 7     | 7.136    | 1:09.807 | 6     | 8.200    | 1:09.571 | 6     | 7.579    | 1:09.894 | 7      | 2.855    | 1:09.390 |
| 3     | 34.042   | 1:12.797 | 6     | 8.433    | 1:10.458 | 27    | 1 LAP    | 1:20.701 | 41    | 1 LAP    | 1:20.837 | 6      | 5.277    | 1:10.805 |
| 20    | 46.583   | 1:16.362 | 27    | 1 LAP    | 1:21.950 | 33    | 1 LAP    | 1:21.557 | 31    | 2 LAPS   | 1:26.659 | 41     | 1 LAP    | 1:17.931 |
| 11    | 46.764   | 1:15.925 | 33    | 1 LAP    | 1:23.536 | 13    | 2 LAPS   | 1:29.976 | 33    | 1 LAP    | 1:18.450 | 31     | 2 LAPS   | 1:28.009 |
| 31    | 1 LAP    | 1:26.296 | 3     | 38.038   | 1:13.839 | 3     | 41.994   | 1:13.760 | 27    | 1 LAP    | 1:21.252 | 33     | 1 LAP    | 1:19.699 |
| 14    | 54.111   | 1:16.444 | 11    | 51.309   | 1:14.388 | 11    | 53.841   | 1:12.336 | 13    | 2 LAPS   | 1:26.603 | 27     | 1 LAP    | 1:19.106 |
| 41    | 1:00.566 | 1:18.588 | 20    | 52.151   | 1:15.411 | 20    | 56.683   | 1:14.336 | 3     | 44.517   | 1:13.038 | 3      | 44.936   | 1:13.526 |
|       |          |          | 14    | 1:01.305 | 1:17.037 | 14    | 1:08.380 | 1:16.879 | 11    | 56.509   | 1:13.183 | 13     | 2 LAPS   | 1:27.123 |
|       |          |          | 31    | 1 LAP    | 1:24.849 |       |          |          | 20    | 1:00.245 | 1:14.077 | 11     | 56.401   | 1:12.999 |
|       |          |          | 41    | 1:09.069 | 1:18.346 |       |          |          |       |          |          | 20     | 1:02.355 | 1:15.217 |

Weather : Sunny / Dry