



Thunder Sunday

Rockingham Circuit

3rd & 4th September 2005



Results Provided by MST Sports Timing Ltd
www.msttiming.com

Stock Car Speed Association Championship

FREE PRACTICE

POS	NO	CL	NAME	NAT	ENTRY	TIME	LAPS	GAP	MPH
1	28		Michael VERGERS		SCSA	36.184	34		147.14
2	25		Ian MCKELLAR JR		SCSA	36.195	53	0.011	147.10
3	26		Hunter ABBOTT		SCSA	36.236	44	0.052	146.93
4	24		Steve HODGSON		SCSA	36.339	36	0.155	146.52
5	66		John MICKEL		SCSA	36.383	30	0.199	146.34
6	75		John STEWARD		SCSA	36.422	58	0.238	146.18
7	88		Oli PLAYLE		SCSA	36.458	67	0.274	146.04
8	77		Phil WEAVER		SCSA	36.689	65	0.505	145.12
9	85		Colin WHITE		SCSA	36.900	9	0.716	144.29
10	17		Tony KING		SCSA	37.091	43	0.907	143.55
11	11		Skid CARRERA		SCSA	37.234	54	1.050	142.99
12	2		Shaun RICHARDSON		SCSA	37.330	20	1.146	142.63
13	7		Mike LUCK		SCSA	37.443	43	1.259	142.20
14	97		Gavin SEAGER		SCSA	37.715	12	1.531	141.17
15	48		Shane BRERETON		SCSA	37.750	62	1.566	141.04
16	4		Adam JACKSON		SCSA	40.298	16	4.114	132.12
17	78		Colin WHITE		SCSA	43.341	2	7.157	122.84

Weather/Track: Bright/Dry

Rockingham Oval
Circuit Length = 1.4790 miles.
Start: 09:33 End: 11:00

These results are provisional until the conclusion of any judicial and technical matters.

Clerk of Course:	Stewards:	Timekeeper:
------------------	-----------	-------------

Stock Car Speed Association Championship LAP ANALYSIS - FREE PRACTICE

2	Shaun RICHARDSON					SCSA					
1 -	X:00.000	6 -	38.289	11 -	37.484	16 -	37.681				
2 -	45.344	7 -	37.402	12 -	37.330	17 -	37.549				
3 -	44.661	8 -	37.613	13 -	37.379	18 -	37.534				
4 -	40.886	9 -	37.447	14 -	38.213	19 -	X:00.000				
5 -	X:00.000	10 -	38.493	15 -	37.649	20 -	39.991				
4	Adam JACKSON					SCSA					
1 -	8:05.153	6 -	40.399	11 -	X:00.000	16 -	1:09.142P				
2 -	50.139	7 -	40.555	12 -	47.533						
3 -	43.700	8 -	57.843P	13 -	1:12.522P						
4 -	41.010	9 -	4:07.528	14 -	X:00.000						
5 -	40.298	10 -	1:10.414P	15 -	47.556						
7	Mike LUCK					SCSA					
1 -	X:00.000	11 -	42.201	21 -	42.222	31 -	37.486	41 -	37.972		
2 -	43.525	12 -	40.484	22 -	42.948	32 -	37.443	42 -	37.956		
3 -	40.435	13 -	39.953	23 -	41.481	33 -	37.485	43 -	38.018		
4 -	39.497	14 -	39.378	24 -	42.142	34 -	37.615				
5 -	39.848	15 -	39.330	25 -	54.351P	35 -	37.696				
6 -	38.486	16 -	39.874	26 -	9:49.327	36 -	37.993				
7 -	38.369	17 -	56.322P	27 -	42.204	37 -	39.755				
8 -	38.619	18 -	4:59.367	28 -	38.309	38 -	37.823				
9 -	54.803P	19 -	43.660	29 -	37.596	39 -	38.398				
10 -	4:58.455	20 -	42.944	30 -	37.462	40 -	37.883				
11	Skid CARRERA					SCSA					
1 -	X:00.000	11 -	38.358	21 -	53.977P	31 -	37.998	41 -	53.578P	51 -	3:10.211
2 -	50.530	12 -	38.343	22 -	X:00.000	32 -	38.161	42 -	9:14.090	52 -	38.571
3 -	43.742	13 -	38.234	23 -	39.679	33 -	53.616P	43 -	38.822	53 -	37.759
4 -	44.244	14 -	38.364	24 -	38.248	34 -	4:44.250	44 -	38.076	54 -	49.197P
5 -	42.165	15 -	39.991	25 -	37.720	35 -	39.785	45 -	38.287		
6 -	40.531	16 -	38.503	26 -	37.748	36 -	47.504P	46 -	38.155		
7 -	51.210P	17 -	38.356	27 -	50.242P	37 -	1:23.283	47 -	37.474		
8 -	6:38.534	18 -	38.241	28 -	3:32.272	38 -	38.289	48 -	37.299		
9 -	40.188	19 -	38.412	29 -	44.084	39 -	38.564	49 -	37.234		
10 -	41.433	20 -	38.159	30 -	39.128	40 -	37.830	50 -	50.609P		
17	Tony KING					SCSA					
1 -	X:00.000	11 -	37.558	21 -	39.149	31 -	59.908P	41 -	37.091		
2 -	42.038	12 -	59.278P	22 -	37.507	32 -	X:00.000	42 -	37.567		
3 -	40.205	13 -	6:12.368	23 -	38.051	33 -	37.726	43 -	54.455P		
4 -	40.887	14 -	37.912	24 -	37.874	34 -	37.508				
5 -	38.933	15 -	37.553	25 -	56.437P	35 -	37.273				
6 -	38.433	16 -	37.469	26 -	8:51.872	36 -	37.423				
7 -	37.763	17 -	37.433	27 -	37.348	37 -	56.030P				
8 -	38.188	18 -	56.155P	28 -	37.335	38 -	2:45.305				
9 -	37.723	19 -	5:03.854	29 -	37.570	39 -	37.403				
10 -	39.521	20 -	37.986	30 -	37.158	40 -	37.308				

Weather/Track: Bright/Dry

Rockingham Oval
Circuit Length = 1.4790 miles.
Start: 09:33 End: 11:00

Stock Car Speed Association Championship

LAP ANALYSIS - FREE PRACTICE

(contd.)

24	Steve HODGSON									SCSA			
1 -	X:00.000	11 -	1:15.831	21 -	X:00.000	31 -	51.159						
2 -	41.168	12 -	36.823	22 -	37.955	32 -	37.578						
3 -	38.182	13 -	36.582	23 -	36.827	33 -	36.363						
4 -	37.175	14 -	36.549	24 -	36.522	34 -	36.339						
5 -	36.871	15 -	36.490	25 -	36.575	35 -	36.471						
6 -	36.626	16 -	7:22.525P	26 -	36.372	36 -	36.515						
7 -	36.761	17 -	44.970	27 -	36.474								
8 -	36.616	18 -	37.037	28 -	36.482								
9 -	36.419	19 -	36.771	29 -	36.574								
10 -	3:25.583P	20 -	36.777	30 -	6:00.083P								
25	Ian MCKELLAR JR									SCSA			
1 -	X:00.000	11 -	37.103	21 -	36.587	31 -	37.342	41 -	36.801	51 -	36.341		
2 -	44.505	12 -	36.976	22 -	54.682P	32 -	36.828	42 -	36.337	52 -	36.582		
3 -	40.770	13 -	36.900	23 -	2:37.664	33 -	37.026	43 -	36.265	53 -	51.031P		
4 -	39.159	14 -	37.084	24 -	36.744	34 -	37.327	44 -	36.195				
5 -	38.557	15 -	41.140	25 -	36.529	35 -	36.592	45 -	36.209				
6 -	38.018	16 -	56.325P	26 -	36.449	36 -	36.303	46 -	36.315				
7 -	37.401	17 -	3:46.094	27 -	36.598	37 -	36.389	47 -	59.554P				
8 -	57.589P	18 -	36.840	28 -	55.020P	38 -	36.237	48 -	3:21.192				
9 -	3:43.230	19 -	37.416	29 -	X:00.000	39 -	55.121P	49 -	36.365				
10 -	37.401	20 -	36.644	30 -	40.600	40 -	5:54.744	50 -	36.328				
26	Hunter ABBOTT									SCSA			
1 -	8:05.723	11 -	36.773	21 -	36.689	31 -	36.603	41 -	36.606				
2 -	41.130	12 -	36.996	22 -	36.981	32 -	36.793	42 -	36.473				
3 -	38.616	13 -	36.539	23 -	36.712	33 -	52.216P	43 -	54.027P				
4 -	37.882	14 -	36.784	24 -	36.715	34 -	X:00.000	44 -	X:00.000				
5 -	37.961	15 -	54.079P	25 -	50.662P	35 -	37.834						
6 -	53.329P	16 -	9:54.923	26 -	5:14.232	36 -	36.833						
7 -	5:01.742	17 -	40.767	27 -	37.467	37 -	37.175						
8 -	38.833	18 -	37.093	28 -	36.692	38 -	37.427						
9 -	37.567	19 -	37.464	29 -	36.836	39 -	36.625						
10 -	37.000	20 -	36.892	30 -	36.798	40 -	36.236						
28	Michael VERGERS									SCSA			
1 -	X:00.000	6 -	2:38.938	11 -	36.184	16 -	47.495P	21 -	36.942	26 -	1:26.827P	31 -	50.652P
2 -	39.785	7 -	36.928	12 -	36.751	17 -	X:00.000	22 -	37.954	27 -	X:00.000	32 -	5:28.440
3 -	37.643	8 -	36.628	13 -	36.406	18 -	37.815	23 -	52.862P	28 -	44.142	33 -	38.309
4 -	37.190	9 -	36.361	14 -	36.441	19 -	37.044	24 -	X:00.000	29 -	40.275	34 -	39.837
5 -	51.683P	10 -	36.322	15 -	36.403	20 -	36.985	25 -	52.390P	30 -	37.185		

Weather/Track: Bright/Dry

Rockingham Oval
 Circuit Length = 1.4790 miles.
 Start: 09:33 End: 11:00

Stock Car Speed Association Championship

LAP ANALYSIS - FREE PRACTICE

(contd.)

48	Shane BRERETON										SCSA																		
1 -	X:00.000	11 -	41.167	21 -	42.082	31 -	38.492	41 -	40.000	51 -	37.940	61 -	39.579	2 -	50.745	12 -	41.567	22 -	X:00.000	32 -	39.023	42 -	39.623	52 -	37.750	62 -	43.229		
3 -	45.996	13 -	39.443	23 -	43.441	33 -	39.113	43 -	38.991	53 -	38.043	4 -	45.094	14 -	42.229	24 -	41.463	34 -	38.899	44 -	38.703	54 -	7:45.172						
5 -	42.747	15 -	39.866	25 -	38.948	35 -	38.595	45 -	38.584	55 -	41.085	6 -	42.006	16 -	41.082	26 -	38.603	36 -	38.880	46 -	38.249	56 -	40.278						
7 -	3:56.726P	17 -	40.251	27 -	38.644	37 -	40.182	47 -	38.238	57 -	39.180	8 -	57.982	18 -	43.466	28 -	38.736	38 -	6:25.765P	48 -	38.148	58 -	3:24.704P						
9 -	42.181	19 -	40.973	29 -	38.463	39 -	51.443	49 -	38.257	59 -	55.457	10 -	40.774	20 -	41.164	30 -	38.249	40 -	43.143	50 -	37.777	60 -	40.619						
66	John MICKEL										SCSA																		
1 -	9:14.287	6 -	59.209P	11 -	36.709	16 -	36.823	21 -	37.011	26 -	36.508	2 -	40.693	7 -	6:38.814	12 -	36.547	17 -	36.582	22 -	59.743P	27 -	37.403						
3 -	38.166	8 -	37.716	13 -	52.887P	18 -	36.588	23 -	X:00.000	28 -	36.536	4 -	37.075	9 -	36.844	14 -	X:00.000	19 -	36.383	24 -	37.008	29 -	51.120P						
5 -	36.631	10 -	38.579	15 -	37.562	20 -	36.517	25 -	36.447	30 -	2:27.432																		
75	John STEWARD										SCSA																		
1 -	X:00.000	11 -	36.481	21 -	46.933	31 -	38.158	41 -	36.873	51 -	37.238	2 -	39.211	12 -	36.822	22 -	37.228	32 -	38.215	42 -	37.071	52 -	37.065						
3 -	37.907	13 -	36.653	23 -	39.606	33 -	38.090	43 -	37.221	53 -	37.146	4 -	38.582	14 -	36.485	24 -	38.984	34 -	38.052	44 -	37.034	54 -	37.403						
5 -	37.586	15 -	36.488	25 -	40.553	35 -	38.253	45 -	36.666	55 -	37.203	6 -	36.987	16 -	36.726	26 -	38.756	36 -	40.568	46 -	36.704	56 -	37.515						
7 -	37.159	17 -	5:29.615P	27 -	6:39.046P	37 -	38.876	47 -	37.044	57 -	37.540	8 -	37.052	18 -	49.143	28 -	49.168	38 -	5:27.520P	48 -	36.879	58 -	37.278						
9 -	36.920	19 -	37.915	29 -	39.105	39 -	49.512	49 -	37.152	10 -	36.422	20 -	2:26.130P	30 -	37.469	40 -	37.068	50 -	37.402										
77	Phil WEAVER										SCSA																		
1 -	9:16.300	11 -	X:00.000	21 -	36.689	31 -	37.210	41 -	36.950	51 -	3:53.252	61 -	37.718	2 -	43.242	12 -	38.619	22 -	53.959P	32 -	37.207	42 -	37.018	52 -	41.761	62 -	38.705		
3 -	40.222	13 -	38.703	23 -	9:24.866	33 -	52.475P	43 -	52.676P	53 -	37.273	63 -	37.203	4 -	39.200	14 -	37.784	24 -	39.117	34 -	5:47.663	44 -	5:03.869	54 -	38.185	64 -	53.201P		
5 -	38.310	15 -	37.320	25 -	38.541	35 -	38.740	45 -	38.042	55 -	37.359	65 -	1:07.658	6 -	37.396	16 -	52.472P	26 -	37.714	36 -	39.912	46 -	37.335	56 -	37.139				
7 -	37.068	17 -	5:44.148	27 -	37.276	37 -	40.366	47 -	36.919	57 -	54.170P	8 -	37.003	18 -	38.628	28 -	38.477	38 -	37.699	48 -	36.841	58 -	2:54.384						
9 -	37.146	19 -	37.054	29 -	37.252	39 -	37.341	49 -	37.023	59 -	37.687	10 -	57.332P	20 -	36.848	30 -	37.948	40 -	37.158	50 -	52.915P	60 -	36.980						
78	Colin WHITE										SCSA																		
1 -	X:00.000																												
2 -	43.341																												

Weather/Track: Bright/Dry

Rockingham Oval
Circuit Length = 1.4790 miles.
Start: 09:33 End: 11:00

Stock Car Speed Association Championship

LAP ANALYSIS - FREE PRACTICE

(contd.)

85	Colin WHITE	SCSA											
1 -	8:14.551	6 -	37.454										
2 -	40.051	7 -	36.986										
3 -	39.580	8 -	37.054										
4 -	37.780	9 -	36.900										
5 -	37.154												
88	Oli PLAYLE	SCSA											
1 -	X:00.000	11 -	37.294	21 -	38.013	31 -	39.535	41 -	5:41.183	51 -	36.742	61 -	36.699
2 -	43.689	12 -	37.302	22 -	37.089	32 -	56.404P	42 -	38.968	52 -	36.824	62 -	36.896
3 -	41.843	13 -	38.881	23 -	36.990	33 -	X:00.000	43 -	38.410	53 -	36.552	63 -	36.685
4 -	40.182	14 -	57.783P	24 -	38.007	34 -	38.450	44 -	37.529	54 -	37.281	64 -	37.346
5 -	39.043	15 -	3:38.352	25 -	37.179	35 -	37.355	45 -	36.584	55 -	36.884	65 -	36.678
6 -	42.718	16 -	39.194	26 -	36.878	36 -	37.224	46 -	36.458	56 -	36.690	66 -	36.529
7 -	39.972	17 -	38.234	27 -	36.737	37 -	36.970	47 -	58.411P	57 -	54.920P	67 -	56.816P
8 -	37.838	18 -	37.467	28 -	58.880P	38 -	37.120	48 -	2:00.235	58 -	7:31.748		
9 -	37.896	19 -	37.124	29 -	X:00.000	39 -	37.010	49 -	36.967	59 -	38.558		
10 -	37.677	20 -	37.073	30 -	40.704	40 -	54.281P	50 -	36.929	60 -	37.203		
97	Gavin SEAGER	SCSA											
1 -	X:00.000	6 -	48.039	11 -	37.917								
2 -	44.562	7 -	39.259	12 -	37.715								
3 -	40.715	8 -	39.114										
4 -	40.647	9 -	41.031										
5 -	X:00.000P	10 -	38.421										

Stock Car Speed Association Championship

QUALIFYING FOR 1st RACE - THE IRWIN 90

POS	NO	CL	NAME	NAT	ENTRY	TIME	LAPS	GAP	MPH
1	24		Steve HODGSON		Team Xerox Torquespeed	35.900	6		148.31
2	88		Oli PLAYLE		Team West-Tec	35.984	17	0.084	147.96
3	26	R	Hunter ABBOTT		Team Ryanair Torquespeed	36.066	13	0.166	147.62
4	25		Ian MCKELLAR JR		dsi group Torqueuspeed	36.087	14	0.187	147.54
5	28		Michael VERGERS		NEC Team West-Tec	36.115	11	0.215	147.42
6	75		John STEWARD		Steward Racing	36.255	17	0.355	146.86
7	66		John MICKEL		dsi nexdox Torquespeed	36.473	13	0.573	145.98
8	77		Phil WEAVER		Team Catchpole	36.568	16	0.668	145.60
9	78		Colin WHITE		CWS Racing	36.591	16	0.691	145.51
10	17		Tony KING		Kent Pharmaceuticals	36.612	11	0.712	145.42
11	7		Mike LUCK		BetaTools/24:7 M'sport	37.118	22	1.218	143.44
12	2		Shaun RICHARDSON		Team Darkness KRR	37.144	8	1.244	143.34
13	97	R	Gavin SEAGER		Irwin Racing Europe KRR	37.454	13	1.554	142.15
14	11		Skid CARRERA		MyOwnRaceTeam.Com	37.694	18	1.794	141.25
15	48	R	Shane BRERETON		Team Tortrucks	39.140	12	3.240	136.03

Weather/Track: Sunny/Dry

Rockingham Oval
Circuit Length = 1.4790 miles.
Start: 13:16 End: 13:31

These results are provisional until the conclusion of any judicial and technical matters.

Clerk of Course:	Stewards:	Timekeeper:
------------------	-----------	-------------

Stock Car Speed Association Championship

LAP ANALYSIS - QUALIFYING FOR 1st RACE

2	Shaun RICHARDSON	Team Darkness KRR									
1 -	X:00.000	6 -	37.213								
2 -	38.245	7 -	37.144								
3 -	37.191	8 -	37.802								
4 -	37.472										
5 -	37.146										
7	Mike LUCK	BetaTools/24:7 M'sport									
1 -	6:34.193	6 -	37.334	11 -	37.867	16 -	38.141	21 -	38.151		
2 -	38.921	7 -	37.762	12 -	37.517	17 -	38.497	22 -	37.941		
3 -	37.437	8 -	37.732	13 -	37.403	18 -	37.494				
4 -	37.118	9 -	37.333	14 -	37.640	19 -	37.800				
5 -	37.240	10 -	37.510	15 -	38.874	20 -	37.784				
11	Skid CARRERA	MyOwnRaceTeam.Com									
1 -	6:35.472	6 -	37.972	11 -	38.500	16 -	38.119				
2 -	41.273	7 -	37.871	12 -	39.208	17 -	38.087				
3 -	38.114	8 -	37.694	13 -	42.207	18 -	52.679P				
4 -	38.158	9 -	37.777	14 -	41.044						
5 -	37.830	10 -	41.931	15 -	38.487						
17	Tony KING	Kent Pharmaceuticals									
1 -	6:32.399	6 -	36.981	11 -	53.296P						
2 -	39.027	7 -	1:02.217P								
3 -	37.480	8 -	4:43.679								
4 -	36.893	9 -	38.388								
5 -	36.612	10 -	37.522								
24	Steve HODGSON	Team Xerox Torquespeed									
1 -	X:00.000	6 -	36.631								
2 -	36.153										
3 -	35.900										
4 -	36.291										
5 -	37.416										
25	Ian MCKELLAR JR	dsi group Torquespeed									
1 -	X:00.000	6 -	36.530	11 -	57.219P						
2 -	37.864	7 -	36.217	12 -	45.009						
3 -	36.715	8 -	36.087	13 -	36.919						
4 -	36.770	9 -	36.814	14 -	36.296						
5 -	36.613	10 -	36.237								
26	Hunter ABBOTT	Team Ryanair Torquespeed									
1 -	8:12.942	6 -	38.518	11 -	37.637						
2 -	37.811	7 -	36.477	12 -	36.751						
3 -	36.606	8 -	36.423	13 -	1:03.806P						
4 -	36.204	9 -	53.041P								
5 -	36.066	10 -	4:32.725								

Weather/Track: Sunny/Dry

Rockingham Oval
 Circuit Length = 1.4790 miles.
 Start: 13:16 End: 13:31

Stock Car Speed Association Championship

LAP ANALYSIS - QUALIFYING FOR 1st RACE

(contd.)

28	Michael VERGERS	NEC Team West-Tec				
1 -	X:00.000	6 -	41.593	11 -	36.534	
2 -	37.329	7 -	36.303			
3 -	36.722	8 -	53.431P			
4 -	36.115	9 -	4:03.665			
5 -	38.535	10 -	36.461			
48	Shane BRERETON	Team Tortrucks				
1 -	6:39.802	6 -	39.226	11 -	54.494	
2 -	41.160	7 -	39.140	12 -	41.403	
3 -	39.547	8 -	41.724			
4 -	39.417	9 -	40.951			
5 -	39.489	10 -	3:52.798P			
66	John MICKEL	dsi nexdcox Torquespeed				
1 -	X:00.000	6 -	53.371P	11 -	36.473	
2 -	37.516	7 -	1:38.691	12 -	37.100	
3 -	36.595	8 -	54.618P	13 -	1:00.239P	
4 -	36.547	9 -	1:25.442			
5 -	36.684	10 -	36.778			
75	John STEWARD	Steward Racing				
1 -	6:29.903	6 -	36.557	11 -	37.128	
2 -	38.065	7 -	36.842	12 -	37.255	
3 -	36.255	8 -	36.842	13 -	3:38.476P	
4 -	36.720	9 -	37.005	14 -	44.882	
5 -	36.897	10 -	37.276	15 -	37.055	
77	Phil WEAVER	Team Catchpole				
1 -	6:36.830	6 -	36.940	11 -	37.140	
2 -	39.026	7 -	37.451	12 -	38.420	
3 -	37.151	8 -	37.623	13 -	37.010	
4 -	36.707	9 -	52.028P	14 -	37.651	
5 -	36.568	10 -	5:04.379	15 -	37.278	
78	Colin WHITE	CWS Racing				
1 -	6:28.824	6 -	36.591	11 -	1:00.683P	
2 -	38.108	7 -	36.828	12 -	1:09.655	
3 -	37.391	8 -	53.513P	13 -	1:01.388P	
4 -	37.702	9 -	1:52.708	14 -	2:11.418	
5 -	36.679	10 -	38.842	15 -	38.091	
88	Oli PLAYLE	Team West-Tec				
1 -	6:29.519	6 -	36.191	11 -	1:00.268P	
2 -	39.680	7 -	41.424	12 -	2:53.585	
3 -	37.105	8 -	37.573	13 -	38.693	
4 -	35.984	9 -	36.456	14 -	39.929	
5 -	38.327	10 -	39.020	15 -	37.242	

Weather/Track: Sunny/Dry

Rockingham Oval
 Circuit Length = 1.4790 miles.
 Start: 13:16 End: 13:31

Stock Car Speed Association Championship

LAP ANALYSIS - QUALIFYING FOR 1st RACE

(contd.)


97	Gavin SEAGER	Irwin Racing Europe KRR			
1 -	6:53.040	6 -	37.911	11 -	37.515
2 -	41.681	7 -	37.454	12 -	37.924
3 -	40.576	8 -	37.605	13 -	37.695
4 -	38.504	9 -	38.185		
5 -	37.715	10 -	37.806		

Weather/Track: Sunny/Dry

**Stock Car Speed Association Championship
GRID FOR 1st RACE - THE IRWIN 90 (AMENDED)**

ROW 8	4 JACKSON	39.140 48 BRERETON
ROW 7	11 37.694 CARRERA	37.454 97 SEAGER
ROW 6	2 37.144 RICHARDSON	37.118 7 LUCK
ROW 5	17 36.612 KING	36.591 78 WHITE
ROW 4	77 36.568 WEAVER	36.473 66 MICKEL
ROW 3	75 36.255 STEWART	36.115 28 VERGERS
ROW 2	25 36.087 MCKELLAR JR	36.066 26 ABBOTT
ROW 1	88 35.984 PLAYLE	35.900 24 HODGSON

POLE



Weather/Track: Bright/Dry

Rockingham Oval
Circuit Length = 1.4790 miles.
Start: 16:54 End: 17:09

These results are provisional until the conclusion of any judicial and technical matters.

Clerk of Course:	Stewards:	Timekeeper:
------------------	-----------	-------------

Stock Car Speed Association Championship

HAPPY HALF HOUR

POS	NO	CL	NAME	NAT	ENTRY	TIME	LAPS	GAP	MPH
1	25		Ian MCKELLAR JR		dsi group Torquespeed	36.367	17		146.40
2	28		Michael VERGERS		NEC Team West-Tec	36.742	15	0.375	144.91
3	24		Steve HODGSON		Team Xerox Torquespeed	37.190	15	0.823	143.16
4	26	R	Hunter ABBOTT		Team Ryanair Torquespeed	37.363	13	0.996	142.50
5	97	R	Gavin SEAGER		Irwin Racing Europe KRR	37.412	20	1.045	142.31
6	77		Phil WEAVER		Team Catchpole	38.029	16	1.662	140.00
7	2		Shaun RICHARDSON		Team Darkness KRR	38.123	11	1.756	139.66
8	7		Mike LUCK		BetaTools/24:7 M'sport	38.181	12	1.814	139.45
9	11		Skid CARRERA		MyOwnRaceTeam.Com	38.261	12	1.894	139.16
10	66		John MICKEL		dsi nexdox Torquespeed	39.518	12	3.151	134.73
11	78		Colin WHITE		CWS Racing	39.697	10	3.330	134.12
12	88		Oli PLAYLE		Team West-Tec	39.719	6	3.352	134.05
13	48	R	Shane BRERETON		Team Tortrucks	40.564	8	4.197	131.25
14	4	R	Adam JACKSON		Spearmint Rhino	40.655	12	4.288	130.96
15	17		Tony KING		Kent Pharmaceuticals	12:12.669	4	11:36.302	7.26

Weather/Track: Bright/Dry

Rockingham Oval
Circuit Length = 1.4790 miles.
Start: 16:54 End: 17:09

These results are provisional until the conclusion of any judicial and technical matters.

Clerk of Course:	Stewards:	Timekeeper:
------------------	-----------	-------------

Stock Car Speed Association Championship

LAP ANALYSIS - Happy Half Hour

2	Shaun RICHARDSON	Team Darkness KRR			
1 -	X:00.000	6 -	38.123	11 -	51.349
2 -	41.349	7 -	38.837		
3 -	39.018	8 -	2:20.283P		
4 -	38.614	9 -	55.387		
5 -	38.740	10 -	1:31.524P		
4	Adam JACKSON	Spearmint Rhino			
1 -	8:19.127	6 -	40.655	11 -	45.122
2 -	45.150	7 -	41.984	12 -	1:17.537P
3 -	42.339	8 -	2:54.143P		
4 -	42.387	9 -	57.678		
5 -	42.285	10 -	42.815		
7	Mike LUCK	BetaTools/24:7 M'sport			
1 -	8:26.515	6 -	39.968	11 -	38.961
2 -	1:05.786	7 -	38.181	12 -	53.677P
3 -	1:06.900	8 -	53.477P		
4 -	46.781	9 -	3:50.858		
5 -	40.297	10 -	41.951		
11	Skid CARRERA	MyOwnRaceTeam.Com			
1 -	X:00.000	6 -	38.518	11 -	38.261
2 -	44.819	7 -	42.229	12 -	55.975P
3 -	44.192	8 -	39.510		
4 -	42.081	9 -	40.823		
5 -	38.830	10 -	38.331		
17	Tony KING	Kent Pharmaceuticals			
1 -	X:00.000				
2 -	58.448P				
3 -	1:11.831P				
4 -	3:28.050P				
24	Steve HODGSON	Team Xerox Torquespeed			
1 -	7:52.106	6 -	1:51.569P	11 -	1:03.567P
2 -	1:50.172P	7 -	48.118	12 -	47.537
3 -	47.993	8 -	38.534	13 -	39.188
4 -	37.697	9 -	37.190	14 -	1:10.339P
5 -	37.229	10 -	37.742	15 -	1:06.005P
25	Ian MCKELLAR JR	dsi group Torquespeed			
1 -	8:03.033	6 -	37.579	11 -	38.519
2 -	40.739	7 -	37.791	12 -	38.364
3 -	38.433	8 -	58.543P	13 -	36.695
4 -	37.605	9 -	2:05.671	14 -	36.463
5 -	37.711	10 -	39.639	15 -	36.437
				16 -	36.367
				17 -	56.060P

Weather/Track: Bright/Dry

Rockingham Oval
 Circuit Length = 1.4790 miles.
 Start: 16:54 End: 17:09

Stock Car Speed Association Championship

LAP ANALYSIS - HHH

(contd.)

26	Hunter ABBOTT	Team Ryanair Torquespeed				
1 -	9:30.928	6 -	37.837	11 -	38.407	
2 -	40.459	7 -	37.363	12 -	37.494	
3 -	39.105	8 -	38.192	13 -	53.611P	
4 -	38.264	9 -	52.358P			
5 -	38.445	10 -	1:14.390			
28	Michael VERGERS	NEC Team West-Tec				
1 -	8:46.205	6 -	51.057P	11 -	3:01.796	
2 -	38.322	7 -	2:52.273	12 -	37.516	
3 -	37.126	8 -	37.186	13 -	36.861	
4 -	38.731	9 -	37.512	14 -	37.028	
5 -	37.143	10 -	48.501P	15 -	36.742	
48	Shane BRERETON	Team Tortrucks				
1 -	X:00.000	6 -	40.725			
2 -	44.835	7 -	40.564			
3 -	44.005	8 -	2:55.132P			
4 -	43.146					
5 -	42.443					
66	John MICKEL	dsi nexdox Torquespeed				
1 -	8:03.217	6 -	1:28.877	11 -	53.056P	
2 -	39.518	7 -	41.808	12 -	1:08.544	
3 -	53.795P	8 -	43.789			
4 -	5:29.388	9 -	41.786			
5 -	49.928P	10 -	41.057			
77	Phil WEAVER	Team Catchpole				
1 -	7:59.880	6 -	38.351	11 -	38.620	
2 -	41.592	7 -	39.617	12 -	38.086	
3 -	40.608	8 -	40.630	13 -	38.606	
4 -	39.288	9 -	38.029	14 -	38.060	
5 -	39.361	10 -	38.953	15 -	38.736	
78	Colin WHITE	CWS Racing				
1 -	9:53.835	6 -	50.678			
2 -	42.205	7 -	41.796			
3 -	41.116	8 -	39.697			
4 -	41.259	9 -	40.483			
5 -	6:35.250P	10 -	40.578			
88	Oli PLAYLE	Team West-Tec				
1 -	X:00.000	6 -	55.591P			
2 -	39.719					
3 -	41.070					
4 -	55.798P					
5 -	1:21.739					

Weather/Track: Bright/Dry

Rockingham Oval
 Circuit Length = 1.4790 miles.
 Start: 16:54 End: 17:09

Stock Car Speed Association Championship

LAP ANALYSIS - HHH

(contd.)

97	Gavin SEAGER	Irwin Racing Europe KRR					
1 -	X:00.000	6 -	38.061	11 -	37.773	16 -	37.740
2 -	41.422	7 -	38.982	12 -	37.594	17 -	37.412
3 -	40.735	8 -	37.848	13 -	37.705	18 -	37.621
4 -	39.536	9 -	37.928	14 -	37.656	19 -	37.711
5 -	38.490	10 -	38.779	15 -	37.798	20 -	37.734

Weather/Track: Bright/Dry

Stock Car Speed Association Championship

RACE RESULT - 1st RACE - THE IRWIN 90 (AMENDED 2)

POS	NO	CL	NAME	NAT	ENTRY	TIME	LAPS	GAP	MPH	BEST
1	25		Ian MCKELLAR JR		dsi group Torquespeed	44:44.589	60		120.68	36.605
2	24		Steve HODGSON		Team Xerox Torquespeed	44:52.172	60	7.583	120.34	36.627
3	28		Michael VERGERS		NEC Team West-Tec	44:52.949	60	8.360	120.31	36.737
4	78		Colin WHITE		CWS Racing	45:04.057	60	19.468	119.82	36.828
5	75		John STEWARD		Steward Racing	45:05.915	60	21.326	119.73	37.020
6	26	R	Hunter ABBOTT		Team Ryanair Torquespeed	45:09.617	60	25.028	119.57	36.663
7	88		Oli PLAYLE		Team West-Tec	45:15.983	60	31.394	119.29	36.521
8	2		Shaun RICHARDSON		Team Darkness KRR	45:16.994	60	32.405	119.24	37.171
9	77		Phil WEAVER		Team Catchpole	45:20.471	60	35.882	119.09	37.235
10	97	R	Gavin SEAGER		Irwin Racing Europe KRR	45:22.202	60	37.613	119.02	37.386
11	17		Tony KING		Kent Pharmaceuticals	44:59.259	59	1 LAP	118.03	37.552
12	48	R	Shane BRERETON		Team Tortrucks	44:49.445	48	12 LAPS	96.37	40.932
13	66		John MICKEL		dsi nexdox Torquespeed	42:50.952	43	17 LAPS	90.31	36.754
NOT CLASSIFIED										
4	R	Adam JACKSON		Spearmint Rhino	24:04.096	25	D.N.F.	93.48	40.027	
7		Mike LUCK		BetaTools/24:7 M'sport	45.322	1	D.N.F.	119.14	45.322	
11		Skid CARRERA		MyOwnRaceTeam.Com	45.538	1	D.N.F.	118.58	45.538	
FASTEST LAP										
88		Oli PLAYLE		Team West-Tec	36.521	21	147.86mph		237.95kph	
26	R	Hunter ABBOTT		Team Ryanair Torquespeed	36.663	21	147.28mph		237.03kph	

Weather/Track:Bright/Dry

Rockingham Oval
Circuit Length = 1.5000 miles.
Start: 12:21 End: 13:05

These results are provisional until the conclusion of any judicial and technical matters.

Clerk of Course:	Stewards:	Timekeeper:
------------------	-----------	-------------

Stock Car Speed Association Championship

LAP CHART - 1st RACE - THE IRWIN 90

Lap 1			Lap 2			Lap 3			Lap 4			Lap 5		
No	Behind	Laptime	No	Behind	Laptime	No	Behind	Laptime	No	Behind	Laptime	No	Behind	Laptime
24		40.965	24		37.544	24		48.506	24		1:09.470	24		1:12.923
88	0.203	41.168	25	0.272	37.488	25	0.943	49.177	25	0.515	1:09.042	25	0.843	1:13.251
25	0.328	41.293	88	0.903	38.244	88	2.044	49.647	88	1.049	1:08.475	88	1.241	1:13.115
26	0.821	41.786	26	1.172	37.895	26	2.777	50.111	26	1.910	1:08.603	26	1.995	1:13.008
28	1.119	42.084	28	1.363	37.788	28	3.916	51.059	28	2.845	1:08.399	28	2.813	1:12.891
66	1.373	42.338	66	1.564	37.735	66	4.993	51.935	66	3.799	1:08.276	66	4.236	1:13.360
78	2.644	43.609	78	2.967	37.867	78	5.651	51.190	78	4.475	1:08.294	78	5.270	1:13.718
75	2.806	43.771	97	3.710	37.802	75	6.168	51.228	75	5.031	1:08.333	75	6.116	1:14.008
97	3.452	44.417	75	3.446	38.184	97	6.819	51.615	97	6.187	1:08.838	97	7.349	1:14.085
77	3.488	44.453	77	5.200	39.256	77	7.947	51.253	77	7.022	1:08.545	77	8.501	1:14.402
17	3.738	44.703	17	5.483	39.289	17	10.186	53.209	17	8.300	1:07.584	17	9.377	1:14.000
7	4.357	45.322	2	7.762	40.412	2	11.561	52.305	2	9.090	1:06.999	2	10.585	1:14.418
11	4.573	45.538	4	8.555	40.456	4	13.076	53.027	4	10.060	1:06.454	4	11.395	1:14.258
2	4.894	45.859	48	14.566	44.887	48	19.560	53.500	48	11.227	1:01.137	48	12.780	1:14.476
4	5.643	46.608												
48	7.223	48.188												

Weather/Track: Bright/Dry

Rockingham Oval
 Circuit Length = 1.4790 miles.
 Start: 12:21 End: 13:05

Stock Car Speed Association Championship

LAP CHART - 1st RACE - THE IRWIN 90

(contd.)

Lap 6			Lap 7			Lap 8			Lap 9			Lap 10		
No	Behind	Laptime	No	Behind	Laptime	No	Behind	Laptime	No	Behind	Laptime	No	Behind	Laptime
24		1:13.237	24		1:08.996	24		1:08.840	24		1:07.510	24		1:06.788
25	2.416	1:14.810	25	2.423	1:09.003	25	1.137	1:07.554	25	1.844	1:08.217	25	0.771	1:05.715
88	3.448	1:15.444	88	3.096	1:08.644	88	1.601	1:07.345	88	2.392	1:08.301	88	1.297	1:05.693
26	4.264	1:15.506	26	3.826	1:08.558	26	2.673	1:07.687	26	3.128	1:07.965	26	2.064	1:05.724
28	5.024	1:15.448	28	4.965	1:08.937	28	3.595	1:07.470	28	4.168	1:08.083	28	2.946	1:05.566
78	5.823	1:13.790	78	6.014	1:09.187	78	4.364	1:07.190	66	5.118	1:03.214	66	3.557	1:05.227
75	6.327	1:13.448	75	6.708	1:09.377	75	4.888	1:07.020	78	6.131	1:09.277	78	4.288	1:04.945
97	7.570	1:13.458	97	7.754	1:09.180	97	5.465	1:06.551	75	6.774	1:09.396	75	4.808	1:04.822
77	8.464	1:13.200	77	8.247	1:08.779	77	6.172	1:06.765	97	7.474	1:09.519	97	6.175	1:05.489
17	9.376	1:13.236	17	9.582	1:09.202	17	7.194	1:06.452	77	8.171	1:09.509	77	7.027	1:05.644
2	10.203	1:12.855	2	10.601	1:09.394	2	8.062	1:06.301	17	8.910	1:09.226	17	8.037	1:05.915
66	12.122	1:21.123P	48	11.817	1:09.459	66	9.414	49.401	2	9.671	1:09.119	2	8.969	1:06.086
48	11.354	1:11.811	66	28.853	1:25.727	48	9.907	1:06.930	48	10.483	1:08.086	48	10.236	1:06.541
4	49.157	1:50.999P	4	35.107	54.946	4	12.146	45.879	4	11.225	1:06.589	4	11.104	1:06.667

Weather/Track: Bright/Dry

Rockingham Oval
 Circuit Length = 1.4790 miles.
 Start: 12:21 End: 13:05

Stock Car Speed Association Championship

LAP CHART - 1st RACE - THE IRWIN 90

(contd.)

Lap 11			Lap 12			Lap 13			Lap 14			Lap 15		
No	Behind	Laptime	No	Behind	Laptime	No	Behind	Laptime	No	Behind	Laptime	No	Behind	Laptime
24		1:08.115	24		1:05.561	24		1:08.038	24		1:05.488	25		1:12.637
25	1.085	1:08.429	25	1.075	1:05.551	25	1.067	1:08.030	25	0.566	1:04.987	72	238	2:47.002 1:12.909
88	1.572	1:08.390	88	1.562	1:05.551	88	1.517	1:07.993	88	0.959	1:04.930	88	0.234	1:12.478
26	2.007	1:08.058	26	2.039	1:05.593	26	2.384	1:08.383	26	1.751	1:04.855	26	0.584	1:12.036
28	2.650	1:07.819	28	2.857	1:05.768	28	3.182	1:08.363	28	2.675	1:04.981	28	0.827	1:11.355
66	3.392	1:07.950	66	3.588	1:05.757	66	3.816	1:08.266	66	3.320	1:04.992	66	1.072	1:10.955
78	3.872	1:07.699	78	4.340	1:06.029	78	4.414	1:08.112	78	3.626	1:04.700	78	1.210	1:10.787
75	4.544	1:07.851	75	4.721	1:05.738	75	5.180	1:08.497	75	4.284	1:04.592	75	1.362	1:10.281
97	5.962	1:07.902	97	6.018	1:05.617	97	5.757	1:07.777	97	5.599	1:05.330	97	1.505	1:09.109
77	7.256	1:08.344	77	6.780	1:05.085	77	6.334	1:07.592	77	7.177	1:06.331	77	1.790	1:07.816
17	8.385	1:08.463	17	8.372	1:05.548	17	7.568	1:07.234	17	8.534	1:06.454	2	2.391	1:05.503
2	9.644	1:08.790	2	9.572	1:05.489	2	8.456	1:06.922	2	10.091	1:07.123	17	2.140	1:06.809
48	10.633	1:08.512	48	11.031	1:05.959	48	9.296	1:06.303	48	10.605	1:06.797	48	2.936	1:05.534
4	11.854	1:08.865	4	11.927	1:05.634	4	9.903	1:06.014	4	11.625	1:07.210	4	3.922	1:05.500

Weather/Track: Bright/Dry

Rockingham Oval
 Circuit Length = 1.4790 miles.
 Start: 12:21 End: 13:05

Stock Car Speed Association Championship

LAP CHART - 1st RACE - THE IRWIN 90

(contd.)

Lap 16			Lap 17			Lap 18			Lap 19			Lap 20		
No	Behind	Laptime	No	Behind	Laptime	No	Behind	Laptime	No	Behind	Laptime	No	Behind	Laptime
25		38.949	25		37.154	25		36.986	25		36.947	24		36.635
72	282:47.041	38.988	72	282:47.032	37.145	72	282:47.041	36.995	72	282:47.081	36.987	25	0.232	36.652
88	0.136	38.851	88	0.251	37.269	88	0.243	36.978	88	0.259	36.963	88	0.543	36.704
26	0.536	38.901	26	0.420	37.038	26	0.739	37.305	26	0.718	36.926	26	1.132	36.834
28	0.780	38.902	28	0.862	37.236	28	0.921	37.045	28	1.043	37.069	28	1.378	36.755
66	1.019	38.896	66	1.194	37.329	66	1.287	37.079	66	1.386	37.046	66	1.720	36.754
78	1.682	39.421	78	1.989	37.461	78	2.570	37.567	78	2.673	37.050	78	3.358	37.105
97	2.218	39.662	97	2.833	37.769	97	3.366	37.519	97	4.026	37.607	97	5.141	37.535
75	3.436	41.023	75	3.558	37.276	75	3.794	37.222	75	5.092	38.245	75	5.940	37.268
77	4.186	41.345	77	4.819	37.787	77	5.510	37.677	77	6.249	37.686	77	7.350	37.521
2	4.861	41.419	2	5.904	38.197	2	7.311	38.393	2	8.995	38.631	2	10.828	38.253
17	4.614	41.423	17	5.616	38.156	17	7.080	38.450	17	8.762	38.629	17	10.819	38.477
48	7.324	43.337	48	11.605	41.435	48	16.389	41.770	4	21.338	41.629	4	24.997	40.079
4	8.253	43.280	4	12.138	41.039	4	16.656	41.504	48	22.704	43.262	48	28.205	41.921

Weather/Track: Bright/Dry

Rockingham Oval
 Circuit Length = 1.4790 miles.
 Start: 12:21 End: 13:05

Stock Car Speed Association Championship

LAP CHART - 1st RACE - THE IRWIN 90

(contd.)

Lap 21			Lap 22			Lap 23			Lap 24			Lap 25		
No	Behind	Laptime	No	Behind	Laptime	No	Behind	Laptime	No	Behind	Laptime	No	Behind	Laptime
24		36.627	24		36.691	24		37.422	24		36.888	24		37.696
25	0.210	36.605	25	0.444	36.925	88	0.584	37.204	88	0.409	36.713	25	0.132	36.882
88	0.437	36.521	88	0.802	37.056	25	0.882	37.860	25	0.946	36.952	88	0.132	37.419
26	1.168	36.663	26	1.415	36.938	26	1.278	37.285	28	1.885	37.218	28	1.462	37.273
28	1.803	37.052	28	1.849	36.737	28	1.555	37.128	26	2.563	38.173	26	2.492	37.625
66	1.947	36.854	66	2.388	37.132	66	2.917	37.951	66	3.767	37.738	66	3.931	37.860
78	4.362	37.631	78	5.949	38.278	78	6.507	37.980	97	8.027	37.952	97	7.717	37.386
97	6.085	37.571	97	6.996	37.602	97	6.963	37.389	75	8.433	38.014	75	8.016	37.279
75	6.384	37.071	75	7.285	37.592	48	1 LAP	45.852	78	9.017	39.398	78	9.765	38.444
77	8.156	37.433	77	8.848	37.383	75	7.307	37.444	77	11.150	38.786	77	12.675	39.221
2	12.080	37.879	2	12.751	37.362	77	9.252	37.826	2	14.154	38.021	2	14.311	37.853
17	13.551	39.359	17	15.748	38.888	2	13.021	37.692	48	1 LAP	45.096	17	18.534	38.336
4	28.437	40.067	4	31.773	40.027	17	16.639	38.313	17	17.894	38.143	48	1 LAP	43.589
48	35.416	43.838				4	34.921	40.570						

Weather/Track: Bright/Dry

Rockingham Oval
 Circuit Length = 1.4790 miles.
 Start: 12:21 End: 13:05

Stock Car Speed Association Championship

LAP CHART - 1st RACE - THE IRWIN 90

(contd.)

Lap 26			Lap 27			Lap 28			Lap 29			Lap 30		
No	Behind	Laptime	No	Behind	Laptime	No	Behind	Laptime	No	Behind	Laptime	No	Behind	Laptime
24		37.308	24		37.138	24		37.702	88		52.419P	25		49.006
25	0.224	37.400	25	0.295	37.209	25	0.211	37.618	28	0.861	53.079P	24	0.050	51.283
88	0.450	37.626	88	0.478	37.166	88	0.407	37.631	26	4.016	53.440P	28	5.940	1:15.080
28	1.021	36.867	28	1.059	37.176	28	0.608	37.251	66	13.625	52.199P	97	8.555	48.691
26	2.726	37.542	26	3.325	37.737	26	3.402	37.779	77	17.324	54.403P	26	9.197	1:15.182
97	7.934	37.525	97	8.793	37.997	4	3 LAPS	56.091	24	18.768	1:11.594P	75	9.830	47.000
66	8.037	41.414	75	9.253	37.948	97	9.024	37.933	25	20.995	1:13.610P	66	11.435	1:07.811
75	8.443	37.735	66	11.733	40.834	75	9.314	37.763	17	24.044	55.874P	88	13.066	1:23.067P
78	10.838	38.381	78	12.151	38.451	78	13.859	39.410	48	2 LAPS	1:25.018P	48	2 LAPS	55.708
77	13.741	38.374	77	14.835	38.232	66	14.252	40.221	97	29.865	1:13.667P	78	17.684	49.483
2	14.685	37.682	2	15.065	37.518	2	15.748	38.385	75	32.831	1:16.343P	2	19.827	48.222
17	19.631	38.405	17	20.267	37.774	77	15.747	38.614	78	38.202	1:17.169P	77	22.824	1:15.501
4	2 LAPS	1:40.704P	48	1 LAP	44.073	17	20.996	38.431	2	41.606	1:18.684P	17	24.494	1:10.451
48	1 LAP	41.865												

Weather/Track: Bright/Dry

Rockingham Oval
 Circuit Length = 1.4790 miles.
 Start: 12:21 End: 13:05

Stock Car Speed Association Championship

LAP CHART - 1st RACE - THE IRWIN 90

(contd.)

Lap 31			Lap 32			Lap 33			Lap 34			Lap 35		
No	Behind	Laptime	No	Behind	Laptime	No	Behind	Laptime	No	Behind	Laptime	No	Behind	Laptime
25		37.472	25		36.892	25		36.704	25		36.885	25		36.962
24	0.658	38.080	24	0.972	37.206	24	1.498	37.230	24	1.627	37.014	24	1.845	37.180
28	5.705	37.237	28	6.050	37.237	28	6.589	37.243	28	6.650	36.946	28	6.802	37.114
97	9.024	37.941	97	10.054	37.922	97	11.049	37.699	97	11.907	37.743	97	12.629	37.684
26	9.329	37.604	26	10.212	37.775	26	11.228	37.720	26	12.209	37.866	26	12.816	37.569
75	9.987	37.629	75	10.345	37.250	75	11.484	37.843	75	12.410	37.811	75	13.008	37.560
66	12.329	38.366	66	14.213	38.776	66	16.885	39.376	78	19.092	37.681	78	19.047	36.917
48	2 LAPS	41.472	78	18.089	37.258	78	18.296	36.911	66	20.127	40.127	2	22.562	37.598
78	17.723	37.511	2	21.071	37.982	2	21.538	37.171	2	21.926	37.273	66	23.491	40.326
2	19.981	37.626	48	2 LAPS	43.385	77	23.968	37.235	77	24.391	37.308	77	24.794	37.365
77	22.979	37.627	77	23.437	37.350	17	27.261	38.173	17	27.928	37.552	17	28.705	37.739
17	25.028	38.006	17	25.792	37.656	48	2 LAPS	42.596	48	2 LAPS	40.932	88	35.104	36.664
88	35.268	59.674	88	35.684	37.308	88	35.728	36.748	88	35.402	36.559			

Weather/Track: Bright/Dry

Rockingham Oval
 Circuit Length = 1.4790 miles.
 Start: 12:21 End: 13:05

Stock Car Speed Association Championship

LAP CHART - 1st RACE - THE IRWIN 90

(contd.)

Lap 36			Lap 37			Lap 38			Lap 39			Lap 40		
No	Behind	Laptime	No	Behind	Laptime	No	Behind	Laptime	No	Behind	Laptime	No	Behind	Laptime
25		37.051	25		36.917	25		37.173	25		37.531	25		37.316
24	2.323	37.529	24	3.214	37.808	24	3.636	37.595	24	3.493	37.388	24	3.882	37.705
48	3 LAPS	44.043	28	7.669	37.611	28	7.727	37.231	66	1 LAP	44.042	28	7.655	37.378
28	6.975	37.224	48	3 LAPS	41.970	48	3 LAPS	41.343	28	7.593	37.397	26	16.185	37.645
97	13.323	37.745	26	14.513	37.868	26	14.936	37.596	26	15.856	38.451	97	17.207	37.969
26	13.562	37.797	97	14.762	38.356	97	15.318	37.729	97	16.554	38.767	75	17.282	37.716
75	13.774	37.817	75	14.938	38.081	75	15.523	37.758	75	16.882	38.890	78	17.748	37.130
78	18.922	36.926	78	18.844	36.839	78	18.499	36.828	78	17.934	36.966	48	3 LAPS	42.072
2	23.242	37.731	2	23.909	37.584	2	24.235	37.499	48	3 LAPS	44.669	66	1 LAP	59.293P
77	26.030	38.287	77	26.650	37.537	77	27.163	37.686	2	24.484	37.780	2	24.879	37.711
66	28.418	41.978	17	30.420	37.750	17	30.940	37.693	77	27.392	37.760	77	27.745	37.669
17	29.587	37.933	66	34.208	42.707	88	34.284	36.937	17	31.020	37.611	17	31.580	37.876
88	34.648	36.595	88	34.520	36.789				88	33.766	37.013	88	33.500	37.050

Weather/Track: Bright/Dry

Rockingham Oval
 Circuit Length = 1.4790 miles.
 Start: 12:21 End: 13:05

Stock Car Speed Association Championship

LAP CHART - 1st RACE - THE IRWIN 90

(contd.)

Lap 41			Lap 42			Lap 43			Lap 44			Lap 45		
No	Behind	Laptime	No	Behind	Laptime	No	Behind	Laptime	No	Behind	Laptime	No	Behind	Laptime
25		37.155	25		37.533	25		37.247	25		37.441	25		37.171
24	4.091	37.364	24	4.199	37.641	24	4.614	37.662	24	4.650	37.477	24	4.798	37.319
28	7.823	37.323	28	7.655	37.365	28	7.743	37.335	28	7.668	37.366	28	7.910	37.413
26	16.910	37.880	26	17.072	37.695	26	17.423	37.598	26	17.785	37.803	75	18.838	38.018
75	17.812	37.685	75	17.299	37.020	75	17.559	37.507	75	17.991	37.873	78	19.096	37.833
97	18.877	38.825	78	18.397	37.169	78	18.453	37.303	78	18.434	37.422	26	19.700	39.086
78	18.761	38.168	97	19.654	38.310	97	20.829	38.422	97	21.406	38.018	97	23.013	38.778
2	25.520	37.796	2	25.920	37.933	2	26.303	37.630	2	26.469	37.607	2	27.223	37.925
77	29.086	38.496	77	29.126	37.573	77	29.508	37.629	77	29.875	37.808	77	30.507	37.803
48	3 LAPS	44.132	88	33.120	37.320	88	33.014	37.141	88	32.646	37.073	88	32.622	37.147
17	32.800	38.375	17	33.999	38.732	17	34.715	37.963	17	35.417	38.143	17	36.431	38.185
88	33.333	36.988												

Weather/Track: Bright/Dry

Rockingham Oval
 Circuit Length = 1.4790 miles.
 Start: 12:21 End: 13:05

Stock Car Speed Association Championship

LAP CHART - 1st RACE - THE IRWIN 90

(contd.)

Lap 46			Lap 47			Lap 48			Lap 49			Lap 50		
No	Behind	Laptime	No	Behind	Laptime	No	Behind	Laptime	No	Behind	Laptime	No	Behind	Laptime
25		37.228	25		38.041	25		37.611	25		38.077	25		37.457
24	4.791	37.221	17	1 LAP	39.298	17	1 LAP	38.067	17	1 LAP	38.861	17	1 LAP	38.407
28	8.150	37.468	24	4.331	37.581	24	4.168	37.448	24	3.610	37.519	24	3.686	37.533
75	19.100	37.490	28	7.642	37.533	28	7.485	37.454	48	9 LAPS	57.453	28	7.351	37.753
78	19.418	37.550	75	18.446	37.387	75	18.446	37.611	28	7.055	37.647	48	9 LAPS	43.291
26	20.351	37.879	78	18.841	37.464	78	18.700	37.470	75	18.200	37.831	75	18.403	37.660
97	24.021	38.236	26	19.937	37.627	26	20.085	37.759	78	18.541	37.918	78	18.950	37.866
2	27.775	37.780	48	8 LAPS	3:36.864P	97	24.972	38.048	26	19.775	37.767	26	20.232	37.914
77	31.117	37.838	97	24.535	38.555	2	27.707	37.826	97	25.169	38.274	97	25.961	38.249
88	32.462	37.068	2	27.492	37.758	77	31.216	37.958	2	27.633	38.003	2	28.132	37.956
			77	30.869	37.793	88	31.778	37.365	77	31.173	38.034	77	31.611	37.895
			88	32.024	37.603				88	31.485	37.784	88	31.802	37.774

Weather/Track: Bright/Dry

Rockingham Oval
 Circuit Length = 1.4790 miles.
 Start: 12:21 End: 13:05

Stock Car Speed Association Championship

LAP CHART - 1st RACE - THE IRWIN 90

(contd.)

Lap 51			Lap 52			Lap 53			Lap 54			Lap 55		
No	Behind	Laptime	No	Behind	Laptime	No	Behind	Laptime	No	Behind	Laptime	No	Behind	Laptime
25		37.328	25		37.535	25		37.478	25		37.466	25		37.553
17	1 LAP	38.259	17	1 LAP	39.038	24	5.783	37.996	24	6.324	38.007	24	6.797	38.026
24	4.720	38.362	24	5.265	38.080	17	1 LAP	38.960	17	1 LAP	38.589	28	9.036	37.841
28	7.800	37.777	28	8.011	37.746	28	8.533	38.000	28	8.748	37.681	17	1 LAP	40.398
75	18.775	37.700	75	18.860	37.620	66	13 LAPS	7:54.093	48	11 LAPS	52.603	48	11 LAPS	42.024
78	19.122	37.500	78	19.201	37.614	75	19.448	38.066	66	13 LAPS	41.822	75	20.302	37.963
26	20.432	37.528	26	20.406	37.509	78	19.634	37.911	75	19.892	37.910	78	20.607	38.102
97	27.253	38.620	97	28.031	38.313	26	20.602	37.674	78	20.058	37.890	26	21.404	38.085
2	28.707	37.903	2	29.006	37.834	97	28.900	38.347	26	20.872	37.736	66	13 LAPS	42.569
88	32.362	37.888	88	32.081	37.254	2	29.396	37.868	2	30.076	38.146	2	30.553	38.030
77	33.008	38.725	77	33.255	37.782	88	31.946	37.343	97	30.198	38.764	97	31.233	38.588
			48	10 LAPS	1:40.347P	77	33.646	37.869	88	31.755	37.275	88	31.429	37.227
									77	33.970	37.790	77	34.323	37.906

Weather/Track: Bright/Dry

Rockingham Oval
 Circuit Length = 1.4790 miles.
 Start: 12:21 End: 13:05

Stock Car Speed Association Championship

LAP CHART - 1st RACE - THE IRWIN 90

(contd.)


Lap 56			Lap 57			Lap 58			Lap 59			Lap 60		
No	Behind	Laptime	No	Behind	Laptime	No	Behind	Laptime	No	Behind	Laptime	No	Behind	Laptime
25		37.418	25		37.641	25		37.778	25		38.157	25		38.432
24	7.163	37.784	24	7.208	37.686	24	7.296	37.866	24	7.394	38.255	48	12 LAPS	43.807
28	9.296	37.678	28	9.328	37.673	28	9.230	37.680	28	8.851	37.778	24	7.583	38.621
17	1 LAP	38.554	17	1 LAP	38.473	17	1 LAP	38.604	17	1 LAP	38.498	28	8.360	37.941
78	21.156	37.967	78	21.130	37.615	78	20.855	37.503	78	20.224	37.526	17	1 LAP	39.433
75	21.490	38.606	75	21.692	37.843	75	21.884	37.970	75	21.668	37.941	78	19.468	37.676
26	22.881	38.895	26	23.540	38.300	26	24.131	38.369	26	24.394	38.420	75	21.326	38.090
48	11 LAPS	44.067	48	11 LAPS	42.084	88	32.203	37.918	88	31.707	37.661	26	25.028	39.066
2	31.325	38.190	2	32.319	38.635	2	32.984	38.443	2	32.891	38.064	88	31.394	38.119
88	31.834	37.823	88	32.063	37.870	97	34.836	38.974	77	35.738	38.026	2	32.405	37.946
97	32.793	38.978	97	33.640	38.488	77	35.869	38.295	97	36.176	39.497	77	35.882	38.576
77	34.909	38.004	77	35.352	38.084	48	11 LAPS	45.407				97	37.613	39.869
66	13 LAPS	54.103P												

Weather/Track: Bright/Dry

Rockingham Oval
 Circuit Length = 1.4790 miles.
 Start: 12:21 End: 13:05

Stock Car Speed Association Championship

GRID FOR 2nd RACE - THE NASN 90

ROW 8	45.538 11 CARRERA	45.322 7 LUCK
ROW 7	40.027 4 JACKSON	36.754 66 MICKEL
ROW 6	40.932 48 BRERETON	37.552 17 KING
ROW 5	37.386 97 SEAGER	37.235 77 WEAVER
ROW 4	37.171 2 RICHARDSON	36.521 88 PLAYLE
ROW 3	36.663 26 ABBOTT	37.020 75 STEWARD
ROW 2	36.828 78 WHITE	36.737 28 VERGERS
ROW 1	36.627 24 HODGSON	36.605 25 MCKELLAR JR
POLE		
		

Weather/Track: Bright/Dry

Rockingham Oval
Circuit Length = 1.4790 miles.
Start: 12:21 End: 13:05

These results are provisional until the conclusion of any judicial and technical matters.

Clerk of Course:	Stewards:	Timekeeper:
------------------	-----------	-------------

Stock Car Speed Association Championship

RACE RESULT - 2nd RACE - THE NASN 90

POS	NO	CL	NAME	NAT	ENTRY	TIME	LAPS	GAP	MPH	BEST
1	25		Ian MCKELLAR JR		dsi group Torquespeed	40:35.267	60		131.18	36.804
2	28		Michael VERGERS		NEC Team West-Tec	40:35.483	60	0.216	131.17	36.219
3	26	R	Hunter ABBOTT		Team Ryanair Torquespeed	41:04.153	60	28.886	129.64	36.983
4	78		Colin WHITE		CWS Racing	40:39.166	59	1 LAP	128.79	36.943
5	88		Oli PLAYLE		Team West-Tec	40:39.641	59	1 LAP	128.76	36.623
6	17		Tony KING		Kent Pharmaceuticals	40:47.524	59	1 LAP	128.35	37.201
7	24		Steve HODGSON		Team Xerox Torquespeed	40:51.486	59	1 LAP	128.14	36.792
8	75		John STEWARD		Steward Racing	40:51.568	59	1 LAP	128.13	37.190
9	2		Shaun RICHARDSON		Team Darkness KRR	39:40.379	55	5 LAPS	123.02	37.116
10	97	R	Gavin SEAGER		Irwin Racing Europe KRR	38:35.968	53	7 LAPS	121.84	37.307
11	4	R	Adam JACKSON		Spearmint Rhino	40:56.716	53	7 LAPS	114.86	39.762
12	77		Phil WEAVER		Team Catchpole	40:48.664	40	20 LAPS	86.97	37.531
13	66		John MICKEL		dsi nexdox Torquespeed	28:28.549	38	22 LAPS	118.42	37.275
NOT CLASSIFIED										
48	R		Shane BRERETON		Team Tortrucks	36:19.235	32	D.N.F.	78.18	41.377
FASTEST LAP										
28			Michael VERGERS		NEC Team West-Tec	36.219	31	147.00mph	236.58kph	
26	R		Hunter ABBOTT		Team Ryanair Torquespeed	36.983	21	143.96mph	231.69kph	

Weather/Track: Bright/Dry

Rockingham Oval
Circuit Length = 1.4790 miles.
Start: 16:24 End: 17:04

These results are provisional until the conclusion of any judicial and technical matters.

Clerk of Course:	Stewards:	Timekeeper:
------------------	-----------	-------------

Stock Car Speed Association Championship

LAP CHART - 2nd RACE - THE NASN 90

Lap 1			Lap 2			Lap 3			Lap 4			Lap 5		
No	Behind	Laptime	No	Behind	Laptime	No	Behind	Laptime	No	Behind	Laptime	No	Behind	Laptime
25		40.795	25		38.221	24		36.964	24		36.819	24		36.867
24	0.009	40.804	25	0.200	37.991	25	0.200	36.943	25	0.209	36.828	25	0.146	36.804
28	0.205	41.000	28	0.220	38.236	28	0.404	36.927	28	0.405	36.820	28	0.372	36.834
88	0.628	41.423	88	0.489	38.082	88	0.671	36.925	88	0.782	36.930	88	0.920	37.005
78	1.262	42.057	78	0.842	37.801	78	1.743	37.644	78	2.350	37.426	78	2.426	36.943
2	2.776	43.571	2	1.717	37.162	2	2.147	37.173	26	2.641	37.521	26	2.912	37.138
26	2.357	43.152	26	1.553	37.417	26	1.939	37.129	2	2.792	37.464	2	3.072	37.147
97	3.056	43.851	97	2.997	38.162	97	4.124	37.870	97	4.769	37.464	97	5.434	37.532
75	2.915	43.710	75	3.034	38.340	75	5.289	38.998	66	6.559	38.059	66	6.967	37.275
77	3.151	43.946	66	3.564	38.435	66	5.319	38.498	75	7.072	38.602	75	7.511	37.306
17	3.350	44.145	77	4.543	39.613	77	5.477	37.677	77	7.437	38.779	77	8.297	37.727
66	3.350	44.145	17	4.767	39.638	17	5.671	37.647	17	7.633	38.781	17	8.455	37.689
4	4.562	45.357	4	6.327	39.986	4	9.418	39.834	4	12.361	39.762	4	15.510	40.016
48	7.083	47.878	48	11.098	42.236	48	16.422	42.067	48	20.980	41.377	48	25.722	41.609

Weather/Track: Bright/Dry

Rockingham Oval
 Circuit Length = 1.4790 miles.
 Start: 16:24 End: 17:04

Stock Car Speed Association Championship

LAP CHART - 2nd RACE - THE NASN 90

(contd.)

Lap 6			Lap 7			Lap 8			Lap 9			Lap 10		
No	Behind	Laptime	No	Behind	Laptime	No	Behind	Laptime	No	Behind	Laptime	No	Behind	Laptime
24		36.792	24		37.039	24		37.373	24		37.264	25		37.394
25	0.251	36.897	25	0.222	37.010	25	0.273	37.424	25	0.215	37.206	28	0.197	37.354
28	0.443	36.863	28	0.493	37.089	28	0.514	37.394	28	0.452	37.202	88	0.558	37.442
88	0.953	36.825	88	1.096	37.182	88	0.815	37.092	88	0.725	37.174	24	1.344	38.953
78	2.794	37.160	78	2.875	37.120	48	1 LAP	44.189	78	3.513	38.024	78	3.877	37.973
26	3.309	37.189	26	3.392	37.122	78	2.753	37.251	26	3.834	37.920	26	4.037	37.812
2	3.447	37.167	2	3.665	37.257	26	3.178	37.159	2	4.039	37.820	2	4.228	37.798
97	6.475	37.833	97	7.022	37.586	2	3.483	37.191	97	7.753	38.061	66	12.594	40.348
66	8.170	37.995	66	8.811	37.680	97	6.956	37.307	66	9.855	37.969	75	12.800	39.837
75	8.564	37.845	75	9.140	37.615	66	9.150	37.712	75	10.572	37.999	17	13.864	40.389
77	9.036	37.531	77	9.566	37.569	75	9.837	38.070	77	10.892	38.013	77	15.778	42.495
17	9.209	37.546	17	9.813	37.643	77	10.143	37.950	17	11.084	38.043	4	32.530	42.079
4	18.910	40.192	4	22.125	40.254	17	10.305	37.865	4	28.060	40.286			
48	31.322	42.392				4	25.038	40.286						

Weather/Track: Bright/Dry

Rockingham Oval
 Circuit Length = 1.4790 miles.
 Start: 16:24 End: 17:04

Stock Car Speed Association Championship

LAP CHART - 2nd RACE - THE NASN 90

(contd.)

Lap 11			Lap 12			Lap 13			Lap 14			Lap 15		
No	Behind	Laptime	No	Behind	Laptime	No	Behind	Laptime	No	Behind	Laptime	No	Behind	Laptime
25		44.524	25		1:05.810	25		1:06.964	25		1:04.620	25		1:03.720
28	1.847	46.174	28	0.795	1:04.758	28	0.532	1:06.701	28	0.809	1:04.897	28	0.703	1:03.614
88	2.788	46.754	88	1.270	1:04.292	88	0.932	1:06.626	88	1.152	1:04.840	88	1.005	1:03.573
24	4.792	47.972	24	1.824	1:02.842	24	1.467	1:06.607	24	1.859	1:05.012	24	1.820	1:03.681
78	8.795	49.442	78	2.521	59.536	78	2.075	1:06.518	78	2.886	1:05.431	78	2.433	1:03.267
26	9.353	49.840	26	3.193	59.650	26	2.717	1:06.488	26	3.573	1:05.476	26	3.078	1:03.225
2	10.020	50.316	2	3.566	59.356	2	3.117	1:06.515	75	4.110	1:05.267	75	3.601	1:03.211
66	18.469	50.399	75	4.006	50.412	75	3.463	1:06.421	2	4.433	1:05.936	2	3.999	1:03.286
75	19.404	51.128	97	2 LAPS	2:25.954P	17	4.411	1:06.436	17	5.261	1:05.470	66	4.369	48.527
17	20.051	50.711	17	4.939	50.698	77	5.060	1:05.995	77	6.285	1:05.845	17	5.059	1:03.518
77	20.738	49.484	77	6.029	51.101	4	5.938	1:04.210	97	2 LAPS	1:04.972	77	5.783	1:03.218
4	30.182	42.176	4	8.692	44.320	97	2 LAPS	1:08.098	48	3 LAPS	51.486	97	2 LAPS	1:03.187
48	3 LAPS	2:44.551P	66	14.728	1:02.069P	48	3 LAPS	48.040	66	19.562	40.798	48	3 LAPS	1:01.462
			48	3 LAPS	1:01.742	66	43.384	1:35.620	4	33.149	1:31.831P	4	24.173	54.744

Weather/Track: Bright/Dry

Rockingham Oval
 Circuit Length = 1.4790 miles.
 Start: 16:24 End: 17:04

Stock Car Speed Association Championship

LAP CHART - 2nd RACE - THE NASN 90

(contd.)

Lap 16			Lap 17			Lap 18			Lap 19			Lap 20		
No	Behind	Laptime	No	Behind	Laptime	No	Behind	Laptime	No	Behind	Laptime	No	Behind	Laptime
25		1:09.301	25		38.605	25		36.960	25		36.899	25		36.837
28	0.289	1:08.887	28	0.203	38.519	28	0.153	36.910	28	0.164	36.910	28	0.169	36.842
88	0.537	1:08.833	88	0.868	38.936	88	0.967	37.059	88	1.030	36.962	88	1.270	37.077
24	0.697	1:08.178	24	1.611	39.519	24	2.376	37.725	24	3.171	37.694	24	3.857	37.523
78	0.899	1:07.767	78	2.156	39.862	78	3.336	38.140	26	5.095	38.592	26	5.555	37.297
2	1.366	1:06.668	26	2.544	39.982	26	3.402	37.818	2	6.369	39.367	78	8.657	39.011
26	1.167	1:07.390	2	2.959	40.198	2	3.901	37.902	78	6.483	40.046	75	8.872	38.926
66	1.676	1:06.608	66	3.253	40.182	66	4.643	38.350	75	6.783	38.854	17	9.345	38.551
75	2.023	1:07.723	75	3.533	40.115	75	4.828	38.255	97	2 LAPS	38.897	97	2 LAPS	39.080
17	2.649	1:06.891	17	3.838	39.794	17	5.126	38.248	17	7.631	39.404	2	10.593	41.061
77	2.933	1:06.451	97	2 LAPS	39.893	97	2 LAPS	37.878	66	7.753	40.009	66	11.265	40.349
97	2 LAPS	1:06.134	77	5.355	41.027	77	7.255	38.860	77	8.913	38.557	77	11.431	39.355
48	3 LAPS	1:05.934	4	8.957	42.795	4	13.001	41.004	4	16.719	40.617	4	20.345	40.463
4	4.767	49.895												

Weather/Track: Bright/Dry

Rockingham Oval
 Circuit Length = 1.4790 miles.
 Start: 16:24 End: 17:04

Stock Car Speed Association Championship

LAP CHART - 2nd RACE - THE NASN 90

(contd.)

Lap 21			Lap 22			Lap 23			Lap 24			Lap 25		
No	Behind	Laptime	No	Behind	Laptime	No	Behind	Laptime	No	Behind	Laptime	No	Behind	Laptime
25		36.976	25		36.981	25		36.889	25		36.942	28		37.309
28	0.155	36.962	28	0.220	37.046	28	0.163	36.832	28	0.275	37.054	25	0.339	37.923
88	1.222	36.928	88	1.075	36.834	88	0.809	36.623	88	0.891	37.024	88	0.339	37.032
24	4.638	37.757	48	8 LAPS	3:41.856P	26	7.191	37.889	26	7.699	37.450	26	7.402	37.287
26	5.562	36.983	26	6.191	37.610	24	8.890	39.555	24	11.180	39.232	24	12.356	38.760
78	10.251	38.570	24	6.224	38.567	78	13.575	38.782	17	15.166	38.252	17	15.351	37.769
75	10.636	38.740	78	11.682	38.412	17	13.856	38.666	97	2 LAPS	38.463	97	2 LAPS	37.711
17	10.849	38.480	75	11.793	38.138	97	2 LAPS	38.655	2	16.238	38.383	2	16.886	38.232
97	2 LAPS	37.963	17	12.079	38.211	2	14.797	39.207	78	16.240	39.607	75	18.175	39.291
2	11.224	37.607	97	2 LAPS	38.250	75	14.988	40.084	75	16.468	38.422	78	18.804	40.148
77	14.391	39.936	2	12.479	38.236	77	18.297	39.182	77	19.404	38.049	77	20.016	38.196
66	14.976	40.687	77	16.004	38.594	66	20.781	39.912	66	24.115	40.276	66	26.988	40.457
4	23.643	40.274	66	17.758	39.763	48	8 LAPS	56.342	48	8 LAPS	44.428	48	8 LAPS	44.084
			4	26.966	40.304	4	30.759	40.682	4	34.395	40.578			

Weather/Track: Bright/Dry

Rockingham Oval
 Circuit Length = 1.4790 miles.
 Start: 16:24 End: 17:04

Stock Car Speed Association Championship

LAP CHART - 2nd RACE - THE NASN 90

(contd.)

Lap 26			Lap 27			Lap 28			Lap 29			Lap 30		
No	Behind	Laptime	No	Behind	Laptime	No	Behind	Laptime	No	Behind	Laptime	No	Behind	Laptime
28		36.541	28		36.705	28		36.793	28		52.209P	25		47.181
25	1.678	37.880	25	2.256	37.283	25	2.604	37.141	88	1.211	50.573P	28	6.608	1:13.256
4	1 LAP	41.474	88	2.577	37.380	88	2.847	37.063	4	1 LAP	41.650	88	7.203	1:12.640
88	1.902	38.104	4	1 LAP	41.878	26	10.616	38.509	97	2 LAPS	38.217	26	13.334	1:09.613
26	8.175	37.314	26	8.900	37.430	4	1 LAP	41.915	26	10.369	51.962P	97	2 LAPS	1:19.637P
24	14.608	38.793	48	9 LAPS	46.174	48	9 LAPS	44.099	25	19.467	1:09.072P	4	1 LAP	1:28.435P
17	16.526	37.716	24	16.478	38.575	24	17.917	38.232	17	21.711	55.512P	17	27.684	1:12.621
97	2 LAPS	37.753	17	17.597	37.776	17	18.408	37.604	77	26.126	53.107P	24	31.243	50.271
2	17.715	37.370	97	2 LAPS	37.774	97	2 LAPS	37.805	66	39.267	51.442P	78	32.024	49.869
75	19.046	37.412	2	18.433	37.423	2	19.334	37.694	24	47.620	1:21.912P	2	33.012	51.434
78	20.945	38.682	75	19.732	37.391	75	20.653	37.714	2	48.226	1:21.101P	75	33.439	50.445
77	21.822	38.347	78	22.884	38.644	78	24.972	38.881	78	48.803	1:16.040P	77	34.374	1:14.896
66	30.806	40.359	77	23.249	38.132	77	25.228	38.772	75	49.642	1:21.198P			
			66	34.736	40.635	66	40.034	42.091	48	9 LAPS	1:26.595P			

Weather/Track: Bright/Dry

Rockingham Oval
 Circuit Length = 1.4790 miles.
 Start: 16:24 End: 17:04

Stock Car Speed Association Championship

LAP CHART - 2nd RACE - THE NASN 90

(contd.)

Lap 31			Lap 32			Lap 33			Lap 34			Lap 35		
No	Behind	Laptime	No	Behind	Laptime	No	Behind	Laptime	No	Behind	Laptime	No	Behind	Laptime
25		37.566	25		37.089	25		37.372	25		36.974	25		37.048
48	10 LAPS	54.158	4	2 LAPS	52.828	77	1 LAP	40.581	28	3.881	36.278	28	3.235	36.402
66	1 LAP	1:08.291	28	5.128	36.956	28	4.577	36.821	88	7.500	37.689	88	7.411	36.959
28	5.261	36.219	66	1 LAP	38.944	4	2 LAPS	41.081	4	2 LAPS	41.380	4	2 LAPS	40.168
88	6.901	37.264	88	7.067	37.255	88	6.785	37.090	26	13.797	37.497	26	14.169	37.420
26	13.212	37.444	48	10 LAPS	46.090	66	1 LAP	42.088	66	1 LAP	41.972	66	1 LAP	41.474
17	27.722	37.604	26	13.283	37.160	26	13.274	37.363	77	1 LAP	56.333P	17	28.877	37.696
97	2 LAPS	49.286	17	27.860	37.227	48	10 LAPS	44.146	48	10 LAPS	43.342	48	10 LAPS	43.124
24	31.513	37.836	97	2 LAPS	37.898	17	27.689	37.201	17	28.229	37.514	78	32.102	37.042
78	31.930	37.472	24	31.653	37.229	24	31.550	37.269	78	32.108	37.451	24	34.084	37.798
2	33.005	37.559	78	31.836	36.995	78	31.631	37.167	24	33.334	38.758	2	34.324	37.777
75	33.384	37.511	2	33.071	37.155	97	2 LAPS	38.867	2	33.595	37.754	75	34.643	37.520
77	36.198	39.390	75	33.485	37.190	2	32.815	37.116	97	2 LAPS	39.428	97	2 LAPS	37.938
						75	33.452	37.339	75	34.171	37.693			

Weather/Track: Bright/Dry

Rockingham Oval
 Circuit Length = 1.4790 miles.
 Start: 16:24 End: 17:04

Stock Car Speed Association Championship

LAP CHART - 2nd RACE - THE NASN 90

(contd.)

Lap 36			Lap 37			Lap 38			Lap 39			Lap 40		
No	Behind	Laptime	No	Behind	Laptime	No	Behind	Laptime	No	Behind	Laptime	No	Behind	Laptime
25		37.146	25		37.032	25		37.415	25		36.973	25		37.641
28	2.502	36.413	48	11 LAPS	45.489	97	3 LAPS	39.200	28	1.328	36.739	75	1 LAP	38.601
88	7.107	36.842	28	2.041	36.571	28	1.562	36.936	97	3 LAPS	38.771	28	0.831	37.144
26	15.176	38.153	88	6.950	36.875	48	11 LAPS	42.809	88	6.207	36.813	97	3 LAPS	38.678
4	2 LAPS	41.734	26	16.075	37.931	88	6.367	36.832	48	11 LAPS	43.330	88	16.370	47.804P
66	1 LAP	42.201	4	2 LAPS	40.977	26	16.338	37.678	26	16.664	37.299	26	16.980	37.957
17	29.163	37.432	17	30.012	37.881	4	2 LAPS	40.233	4	2 LAPS	40.572	66	2 LAPS	1:01.263P
77	2 LAPS	1:24.588P	66	1 LAP	42.930	17	30.047	37.450	17	30.883	37.809	4	2 LAPS	40.157
78	32.735	37.779	78	32.791	37.088	78	32.797	37.421	78	32.982	37.158	17	30.777	37.535
24	35.241	38.303	24	35.775	37.566	66	1 LAP	42.737	24	36.645	37.642	78	32.604	37.263
2	35.417	38.239	2	36.098	37.713	24	35.976	37.616	2	36.926	37.625	24	37.003	37.999
75	35.572	38.075	75	36.324	37.784	2	36.274	37.591						
97	2 LAPS	37.818				75	36.645	37.736						

Weather/Track: Bright/Dry

Rockingham Oval
 Circuit Length = 1.4790 miles.
 Start: 16:24 End: 17:04

Stock Car Speed Association Championship

LAP CHART - 2nd RACE - THE NASN 90

(contd.)

Lap 41			Lap 42			Lap 43			Lap 44			Lap 45		
No	Behind	Laptime	No	Behind	Laptime	No	Behind	Laptime	No	Behind	Laptime	No	Behind	Laptime
25		37.623	25		37.424	25		37.219	25		37.246	25		37.187
2	1 LAP	38.433	28	0.737	37.742	4	3 LAPS	40.814	77	7 LAPS	54.254P	28	0.415	36.997
28	0.419	37.211	24	1 LAP	39.901	28	0.458	36.940	28	0.605	37.393	24	1 LAP	37.848
75	1 LAP	38.649	2	1 LAP	39.336	2	1 LAP	37.960	24	1 LAP	37.975	75	1 LAP	37.857
97	3 LAPS	37.990	75	1 LAP	37.917	24	1 LAP	37.970	75	1 LAP	38.421	97	3 LAPS	38.990
77	6 LAPS	2:47.692	97	3 LAPS	37.992	75	1 LAP	38.078	4	3 LAPS	41.993	2	1 LAP	41.405
26	17.379	38.022	26	17.471	37.516	97	3 LAPS	38.057	2	1 LAP	40.138	4	3 LAPS	42.087
88	23.408	44.661	77	6 LAPS	45.656	26	17.756	37.504	97	3 LAPS	38.194	26	18.461	37.691
17	31.316	38.162	88	23.216	37.232	88	22.960	36.963	26	17.957	37.447	78	34.151	37.824
78	32.327	37.346	17	31.937	38.045	17	32.544	37.826	78	33.514	38.024	17	34.887	38.357
4	2 LAPS	41.164	78	32.316	37.413	78	32.736	37.639	88	34.869	49.155P			
									17	33.717	38.419			

Weather/Track: Bright/Dry

Rockingham Oval
 Circuit Length = 1.4790 miles.
 Start: 16:24 End: 17:04

Stock Car Speed Association Championship

LAP CHART - 2nd RACE - THE NASN 90

(contd.)

Lap 46			Lap 47			Lap 48			Lap 49			Lap 50		
No	Behind	Laptime	No	Behind	Laptime	No	Behind	Laptime	No	Behind	Laptime	No	Behind	Laptime
25		37.246	25		37.210	25		37.380	25		37.260	25		37.274
28	0.337	37.168	28	0.311	37.184	28	0.322	37.391	28	0.268	37.206	28	0.291	37.297
24	1 LAP	37.713	24	1 LAP	37.837	24	1 LAP	38.129	17	1 LAP	39.836	17	1 LAP	38.653
75	1 LAP	37.692	88	1 LAP	37.419	88	1 LAP	37.604	88	1 LAP	37.756	88	1 LAP	37.286
88	1 LAP	45.742	75	1 LAP	38.305	75	1 LAP	38.475	24	1 LAP	39.386	24	1 LAP	37.925
97	3 LAPS	38.353	97	3 LAPS	38.471	97	3 LAPS	38.532	75	1 LAP	37.936	75	1 LAP	38.075
4	3 LAPS	41.551	4	3 LAPS	40.057	4	3 LAPS	40.030	48	20 LAPS	6:12.273P	97	3 LAPS	38.618
2	1 LAP	41.900	2	1 LAP	41.200	26	20.548	38.142	97	3 LAPS	38.701	26	23.068	38.402
26	19.225	38.010	26	19.786	37.771	2	1 LAP	42.553	26	21.940	38.652	4	3 LAPS	41.412
78	34.332	37.427	78	34.734	37.612	78	35.006	37.652	4	3 LAPS	41.430	48	20 LAPS	55.044
17	35.897	38.256	17	37.112	38.425				2	1 LAP	43.258	2	1 LAP	42.571
									78	35.317	37.571	78	35.821	37.778

Weather/Track: Bright/Dry

Rockingham Oval
 Circuit Length = 1.4790 miles.
 Start: 16:24 End: 17:04

Stock Car Speed Association Championship

LAP CHART - 2nd RACE - THE NASN 90

(contd.)

Lap 51			Lap 52			Lap 53			Lap 54			Lap 55		
No	Behind	Laptime	No	Behind	Laptime	No	Behind	Laptime	No	Behind	Laptime	No	Behind	Laptime
25		37.121	25		37.421	25		38.028	25		37.361	25		37.520
28	0.369	37.199	78	1 LAP	38.720	28	0.202	37.969	28	0.349	37.508	28	0.268	37.439
17	1 LAP	38.063	28	0.261	37.313	78	1 LAP	38.929	78	1 LAP	37.867	78	1 LAP	37.820
88	1 LAP	36.898	17	1 LAP	38.328	17	1 LAP	37.942	88	1 LAP	37.895	88	1 LAP	36.880
24	1 LAP	37.988	2	2 LAPS	45.818	88	1 LAP	37.475	17	1 LAP	38.473	17	1 LAP	38.358
75	1 LAP	37.974	88	1 LAP	36.937	48	21 LAPS	47.498	24	1 LAP	38.942	24	1 LAP	38.015
97	3 LAPS	38.800	24	1 LAP	37.993	24	1 LAP	38.258	75	1 LAP	38.744	75	1 LAP	38.195
26	24.057	38.110	75	1 LAP	37.924	75	1 LAP	38.452	97	3 LAPS	40.482	97	3 LAPS	40.501
4	3 LAPS	42.329	97	3 LAPS	39.532	4	4 LAPS	54.684	2	2 LAPS	47.631	26	26.433	38.089
48	20 LAPS	43.391	26	24.679	38.043	2	2 LAPS	47.127	26	25.864	38.427	2	2 LAPS	45.676
						97	3 LAPS	39.822	4	4 LAPS	57.077			
						26	24.798	38.147						

Weather/Track: Bright/Dry

Rockingham Oval
 Circuit Length = 1.4790 miles.
 Start: 16:24 End: 17:04

Stock Car Speed Association Championship

LAP CHART - 2nd RACE - THE NASN 90

(contd.)

Lap 56			Lap 57			Lap 58			Lap 59			Lap 60		
No	Behind	Laptime	No	Behind	Laptime	No	Behind	Laptime	No	Behind	Laptime	No	Behind	Laptime
25		37.466	25		37.629	25		37.795	25		37.782	25		37.789
28	0.207	37.405	28	0.173	37.595	28	0.197	37.819	28	0.214	37.799	28	0.216	37.791
78	1 LAP	37.771	78	1 LAP	37.786	77	20 LAPS	8:43.449	4	7 LAPS	1:54.824P	78	1 LAP	38.335
4	5 LAPS	45.486	88	1 LAP	38.119	78	1 LAP	38.109	78	1 LAP	38.653	88	1 LAP	37.265
88	1 LAP	36.942	17	1 LAP	39.084	88	1 LAP	37.522	88	1 LAP	37.234	17	1 LAP	39.298
17	1 LAP	38.223	2	3 LAPS	51.710	17	1 LAP	38.365	77	20 LAPS	43.571	77	20 LAPS	44.746
24	1 LAP	38.008	24	1 LAP	38.049	24	1 LAP	38.433	17	1 LAP	38.348	24	1 LAP	39.023
75	1 LAP	37.986	75	1 LAP	37.867	75	1 LAP	38.385	24	1 LAP	38.804	75	1 LAP	38.980
26	27.151	38.184	26	27.535	38.013	2	3 LAPS	48.092	75	1 LAP	38.738	4	7 LAPS	55.351
97	3 LAPS	43.062				26	27.774	38.034	26	28.328	38.336	26	28.886	38.347

Weather/Track: Bright/Dry

Rockingham Oval
 Circuit Length = 1.4790 miles.
 Start: 16:24 End: 17:04

Mini Miglia Championship

FREE PRACTICE

POS	NO	CL	NAME	NAT	ENTRY	TIME	LAPS	GAP	MPH
1	1	MI	Peter BALDWIN		Mini Miglia	1:55.330	11		70.10
2	3	MI	Bill SOLLIS		Mini Miglia	1:55.958	11	0.628	69.72
3	2	MI	Kelly ROGERS		Mini Miglia	1:56.055	11	0.725	69.67
4	23	MI	Andrew HACK		Mini Miglia	1:56.558	11	1.228	69.37
5	58	MI	Max HUNTER		Mini Miglia	1:56.845	11	1.515	69.19
6	7	MI	Tim SIMS		Mini Miglia	1:56.988	12	1.658	69.11
7	83	MI	Colin PEACOCK		Mini Miglia	1:57.240	12	1.910	68.96
8	40	MI	Phil RODGE		Mini Miglia	1:58.382	15	3.052	68.30
9	6	MI	Mark SIMS		Mini Miglia	1:59.204	6	3.874	67.83
10	8	MI	Sarah MUNNS		Mini Miglia	2:00.343	6	5.013	67.18
11	10	MI	Ralph SAUNDERS		Mini Miglia	2:00.537	10	5.207	67.08
12	15	MI	Gordan POCOCK		Mini Miglia	2:00.988	13	5.658	66.83
13	28	MI	Phil LEE		Mini Miglia	2:01.125	10	5.795	66.75
14	29	MI	Gerald DALE		Mini Miglia	2:01.901	11	6.571	66.32
15	34	MI	Keith ALLINGTON		Mini Miglia	2:02.388	13	7.058	66.06
16	75	MI	Paul BROWN		Mini Miglia	2:03.132	4	7.802	65.66
17	43	MI	Neil MACKAY		Mini Miglia	2:09.315	12	13.985	62.52
18	13	MI	Phil HARVEY		Mini Miglia	2:09.881	5	14.551	62.25

Weather/Track: Bright/Dry

Rockingham Int
Circuit Length = 2.4430 miles.
Start: 11:20 End: 11:50

These results are provisional until the conclusion of any judicial and technical matters.

Clerk of Course:	Stewards:	Timekeeper:
------------------	-----------	-------------

Mini Miglia Championship

LAP ANALYSIS - FREE PRACTICE

1	Peter BALDWIN	Mini Miglia
1 - X:00.000	6 - 7:08.746P	11 - 2:05.684
2 - 1:58.986	7 - 3:52.855P	
3 - 1:57.913	8 - 2:06.071	
4 - 1:56.001	9 - 1:55.653	
5 - 1:55.330	10 - 3:30.622P	
2	Kelly ROGERS	Mini Miglia
1 - X:00.000	6 - 2:53.728	11 - 2:10.974P
2 - 2:04.374	7 - 1:56.269	
3 - 1:58.206	8 - 1:56.055	
4 - 2:01.541	9 - 2:09.333P	
5 - 2:15.998P	10 - 4:55.262	
3	Bill SOLLIS	Mini Miglia
1 - X:00.000	6 - 8:30.211P	11 - 1:55.958
2 - 2:03.479	7 - 2:19.038	
3 - 1:58.186	8 - 1:56.596	
4 - 1:56.537	9 - 1:55.964	
5 - 1:56.252	10 - 1:56.049	
6	Mark SIMS	Mini Miglia
1 - X:00.000	6 - 1:59.230	
2 - 2:16.287		
3 - 2:04.817		
4 - 1:59.855		
5 - 1:59.204		
7	Tim SIMS	Mini Miglia
1 - X:00.000	6 - 2:03.988	11 - 2:01.195
2 - 2:12.688	7 - 2:02.000	12 - 1:56.988
3 - 2:01.966	8 - 2:23.262P	
4 - 1:58.852	9 - 5:34.190	
5 - 2:03.393	10 - 2:00.990	
8	Sarah MUNNS	Mini Miglia
1 - X:00.000	6 - 3:00.807P	
2 - 2:15.792		
3 - 2:11.978		
4 - 2:04.923		
5 - 2:00.343		
10	Ralph SAUNDERS	Mini Miglia
1 - X:00.000	6 - 2:00.783	
2 - 2:09.176	7 - 6:30.229P	
3 - 2:02.138	8 - 2:22.965	
4 - 2:01.057	9 - 6:43.483P	
5 - 2:00.537	10 - 2:09.135	

Weather/Track: Bright/Dry

Rockingham Int
 Circuit Length = 2.4430 miles.
 Start: 11:20 End: 11:50

Mini Miglia Championship

LAP ANALYSIS - FREE PRACTICE

(contd.)

13	Phil HARVEY	Mini Miglia
1 - X:00.000 2 - 2:22.725 3 - 2:13.944 4 - 2:09.881 5 - 2:28.068		
15	Gordan POCOCK	Mini Miglia
1 - X:00.000 6 - 2:06.655 11 - 2:00.988 2 - 2:21.186 7 - 2:04.276 12 - 2:07.038 3 - 2:08.435 8 - 2:01.816 13 - 5:31.336 4 - 2:04.961 9 - 2:03.311 5 - 2:05.975 10 - 2:02.070		
23	Andrew HACK	Mini Miglia
1 - X:00.000 6 - 1:57.206 11 - 1:56.995 2 - 2:13.734 7 - 1:56.558 3 - 2:06.540 8 - 1:57.114 4 - 5:57.423P 9 - 5:04.394P 5 - 2:12.757 10 - 2:39.891		
28	Phil LEE	Mini Miglia
1 - X:00.000 6 - 2:03.835 2 - 2:23.803 7 - 2:43.212P 3 - 2:12.225 8 - 8:14.746 4 - 2:04.292 9 - 2:01.153 5 - 2:03.087 10 - 2:01.125		
29	Gerald DALE	Mini Miglia
1 - X:00.000 6 - 2:23.982 11 - 2:01.901 2 - 2:13.480 7 - 2:03.056 3 - 2:11.713 8 - 2:02.310 4 - 2:06.591 9 - 5:50.621P 5 - 4:35.980P 10 - 2:15.629		
34	Keith ALLINGTON	Mini Miglia
1 - X:00.000 6 - 2:03.700 11 - 2:03.559 2 - 2:18.366 7 - 2:03.687 12 - 2:02.388 3 - 2:07.458 8 - 2:05.140 13 - 2:20.822P 4 - 2:04.767 9 - 2:03.783 5 - 2:05.425 10 - 2:04.187		
40	Phil RODGE	Mini Miglia
1 - X:00.000 6 - 2:03.031 11 - 2:06.160 2 - 2:18.618 7 - 2:00.724 12 - 2:05.606 3 - 2:14.756 8 - 1:58.382 13 - 1:58.645 4 - 2:03.240 9 - 2:06.734 14 - 2:08.518 5 - 2:01.476 10 - 2:08.581 15 - 2:04.064		

Weather/Track: Bright/Dry

Rockingham Int
 Circuit Length = 2.4430 miles.
 Start: 11:20 End: 11:50

Mini Miglia Championship

LAP ANALYSIS - FREE PRACTICE

(contd.)

43	Neil MACKAY	Mini Miglia
1 - X:00.000	6 - 2:09.767	11 - 2:14.957
2 - 2:33.487	7 - 2:09.523	12 - 2:12.105
3 - 2:18.860	8 - 2:09.315	
4 - 2:13.035	9 - 6:10.465P	
5 - 2:12.570	10 - 2:27.380	
58	Max HUNTER	Mini Miglia
1 - X:00.000	6 - 1:58.783	11 - 2:01.763
2 - 2:12.868	7 - 3:15.074	
3 - 2:01.687	8 - 1:56.845	
4 - 4:14.434P	9 - 5:42.727P	
5 - 2:10.558	10 - 2:16.839	
75	Paul BROWN	Mini Miglia
1 - X:00.000		
2 - 2:05.161		
3 - 2:03.132		
4 - 2:21.821P		
83	Colin PEACOCK	Mini Miglia
1 - X:00.000	6 - 6:50.556P	11 - 1:58.733
2 - 2:14.944	7 - 2:24.129	12 - 1:58.690
3 - 2:04.657	8 - 2:00.240	
4 - 1:58.732	9 - 1:58.196	
5 - 1:58.426	10 - 1:57.240	

Mini Miglia Championship

QUALIFYING FOR 1st RACE

POS	NO	CL	NAME	NAT	ENTRY	TIME	LAPS	GAP	MPH
1	1	MI	Peter BALDWIN		Mini Miglia	1:54.864	7		76.56
2	2	MI	Kelly ROGERS		Mini Miglia	1:55.534	11	0.670	76.12
3	3	MI	Bill SOLLIS		Mini Miglia	1:55.599	10	0.735	76.08
4	23	MI	Andrew HACK		Mini Miglia	1:55.938	10	1.074	75.85
5	7	MI	Tim SIMS		Mini Miglia	1:56.750	7	1.886	75.33
6	75	MI	Paul BROWN		Mini Miglia	1:57.283	8	2.419	74.98
7	58	MI	Max HUNTER		Mini Miglia	1:57.322	9	2.458	74.96
8	83	MI	Colin PEACOCK		Mini Miglia	1:57.494	9	2.630	74.85
9	40	MI	Phil RODGE		Mini Miglia	1:57.998	10	3.134	74.53
10	6	MI	Mark SIMS		Mini Miglia	1:58.344	7	3.480	74.31
11	10	MI	Ralph SAUNDERS		Mini Miglia	1:59.203	6	4.339	73.78
12	8	MI	Sarah MUNNS		Mini Miglia	1:59.605	8	4.741	73.53
13	28	MI	Phil LEE		Mini Miglia	1:59.920	9	5.056	73.33
14	29	MI	Gerald DALE		Mini Miglia	2:00.979	8	6.115	72.69
15	15	MI	Gordan POCOCK		Mini Miglia	2:01.117	8	6.253	72.61
16	34	MI	Keith ALLINGTON		Mini Miglia	2:01.938	10	7.074	72.12
17	13	MI	Phil HARVEY		Mini Miglia	2:10.173	5	15.309	67.56
18	43	MI	Neil MACKAY		Mini Miglia	3:04.673	2	1:09.809	47.62

Weather/Track: Bright/Dry

Rockingham Int
Circuit Length = 2.4430 miles.
Start: 14:00 End: 14:20

These results are provisional until the conclusion of any judicial and technical matters.

Clerk of Course:	Stewards:	Timekeeper:
------------------	-----------	-------------

Mini Miglia Championship

LAP ANALYSIS - QUALIFYING FOR 1st RACE

1	Peter BALDWIN	Mini Miglia
1 -	X:00.000	6 - 5:33.819P
2 -	2:05.869	7 - 2:09.682
3 -	1:54.864	
4 -	1:56.687	
5 -	1:55.676	
2	Kelly ROGERS	Mini Miglia
1 -	X:00.000	6 - 1:56.261 11 - 1:56.074
2 -	1:59.595	7 - 2:14.191
3 -	1:59.352	8 - 1:56.062
4 -	1:58.156	9 - 1:55.534
5 -	1:56.334	10 - 2:07.268
3	Bill SOLLIS	Mini Miglia
1 -	X:00.000	6 - 1:55.599
2 -	2:00.578	7 - 1:56.798
3 -	1:56.126	8 - 2:16.444
4 -	1:56.226	9 - 2:10.443
5 -	1:56.035	10 - 1:56.529
6	Mark SIMS	Mini Miglia
1 -	X:00.000	6 - 1:59.746
2 -	2:00.891	7 - 1:59.639
3 -	1:59.018	
4 -	1:58.344	
5 -	2:02.781	
7	Tim SIMS	Mini Miglia
1 -	X:00.000	6 - 1:56.878
2 -	1:59.721	7 - 1:57.744
3 -	1:56.750	
4 -	1:57.666	
5 -	1:57.769	
8	Sarah MUNNS	Mini Miglia
1 -	X:00.000	6 - 1:59.945
2 -	2:08.703	7 - 1:59.785
3 -	2:00.646	8 - 2:37.636P
4 -	1:59.605	
5 -	2:19.041	
10	Ralph SAUNDERS	Mini Miglia
1 -	X:00.000	6 - 2:01.164
2 -	2:04.033	
3 -	1:59.203	
4 -	5:50.429P	
5 -	2:08.518	

Weather/Track: Bright/Dry

Rockingham Int
 Circuit Length = 2.4430 miles.
 Start: 14:00 End: 14:20

Mini Miglia Championship
LAP ANALYSIS - QUALIFYING FOR 1st RACE
 (contd.)

13	Phil HARVEY	Mini Miglia
1 - X:00.000 2 - 3:18.283P 3 - 3:16.773 4 - 2:10.173 5 - 2:22.909		
15	Gordan POCOCK	Mini Miglia
1 - X:00.000 6 - 2:01.964 2 - 2:06.088 7 - 2:01.982 3 - 2:03.346 8 - 2:28.982P 4 - 2:02.302 5 - 2:01.117		
23	Andrew HACK	Mini Miglia
1 - X:00.000 6 - 2:14.023 2 - 2:06.544 7 - 1:57.045 3 - 1:56.106 8 - 1:56.689 4 - 1:56.741 9 - 2:09.973 5 - 1:55.938 10 - 2:45.319		
28	Phil LEE	Mini Miglia
1 - X:00.000 6 - 2:00.839 2 - 2:09.928 7 - 2:02.386 3 - 2:05.817 8 - 2:00.295 4 - 2:00.788 9 - 2:01.815 5 - 1:59.920		
29	Gerald DALE	Mini Miglia
1 - X:00.000 6 - 2:01.516 2 - 2:06.087 7 - 2:00.979 3 - 2:01.069 8 - 2:14.871 4 - 2:02.158 5 - 2:02.642		
34	Keith ALLINGTON	Mini Miglia
1 - X:00.000 6 - 2:04.695 2 - 2:09.947 7 - 2:04.422 3 - 2:01.966 8 - 2:02.476 4 - 2:02.907 9 - 2:09.738 5 - 2:01.938 10 - 2:06.460		
40	Phil RODGE	Mini Miglia
1 - X:00.000 6 - 2:08.688 2 - 2:09.173 7 - 1:59.226 3 - 2:00.539 8 - 1:58.786 4 - 1:59.032 9 - 1:57.998 5 - 2:00.308 10 - 2:17.316		

Weather/Track: Bright/Dry


Rockingham Int
 Circuit Length = 2.4430 miles.
 Start: 14:00 End: 14:20

Mini Miglia Championship
LAP ANALYSIS - QUALIFYING FOR 1st RACE
 (contd.)

43	Neil MACKAY	Mini Miglia
1 - X:00.000 2 - 3:04.673		
58	Max HUNTER	Mini Miglia
1 - X:00.000 6 - 1:57.327 2 - 2:01.176 7 - 1:57.324 3 - 1:57.375 8 - 3:36.739P 4 - 1:57.322 9 - 2:15.359 5 - 2:03.200		
75	Paul BROWN	Mini Miglia
1 - X:00.000 6 - 2:14.560P 2 - 2:01.702 7 - 3:14.794 3 - 1:57.809 8 - 1:57.283 4 - 1:57.326 5 - 1:57.453		
83	Colin PEACOCK	Mini Miglia
1 - X:00.000 6 - 4:35.180P 2 - 1:59.625 7 - 2:16.958 3 - 1:58.519 8 - 1:58.262 4 - 1:57.494 9 - 1:57.827 5 - 1:58.238		

Mini Miglia Championship

GRID FOR 1st RACE

ROW 9	3:04.673 43 MACKAY	2:10.173 13 HARVEY
ROW 8	2:01.938 34 ALLINGTON	2:01.117 15 POCOCK
ROW 7	2:00.979 29 DALE	1:59.920 28 LEE
ROW 6	1:59.605 8 MUNNS	1:59.203 10 SAUNDERS
ROW 5	1:58.344 6 SIMS	1:57.998 40 RODGE
ROW 4	1:57.494 83 PEACOCK	1:57.322 58 HUNTER
ROW 3	1:57.283 75 BROWN	1:56.750 7 SIMS
ROW 2	1:55.938 23 HACK	1:55.599 3 SOLLIS
ROW 1	1:55.534 2 ROGERS	1:54.864 1 BALDWIN
POLE		
		

Weather/Track: Bright/Dry

Rockingham Int
Circuit Length = 2.4430 miles.
Start: 14:00 End: 14:20

These results are provisional until the conclusion of any judicial and technical matters.

Clerk of Course:	Stewards:	Timekeeper:
------------------	-----------	-------------

Mini Miglia Championship

RACE RESULT - 1st RACE

POS	NO	CL	NAME	NAT	ENTRY	TIME	LAPS	GAP	MPH	BEST
1	1	MI	Peter BALDWIN		Mini Miglia	19:25.304	10		75.47	1:55.154
2	2	MI	Kelly ROGERS		Mini Miglia	19:36.497	10	11.193	74.75	1:55.891
3	58	MI	Max HUNTER		Mini Miglia	19:37.821	10	12.517	74.67	1:55.693
4	3	MI	Bill SOLLIS		Mini Miglia	19:37.829	10	12.525	74.67	1:55.660
5	83	MI	Colin PEACOCK		Mini Miglia	19:48.100	10	22.796	74.02	1:57.203
6	75	MI	Paul BROWN		Mini Miglia	19:58.774	10	33.470	73.36	1:57.504
7	6	MI	Mark SIMS		Mini Miglia	20:02.504	10	37.200	73.13	1:57.772
8	40	MI	Phil RODGE		Mini Miglia	20:03.632	10	38.328	73.06	1:57.662
9	8	MI	Sarah MUNNS		Mini Miglia	20:06.439	10	41.135	72.89	1:58.688
10	29	MI	Gerald DALE		Mini Miglia	20:15.609	10	50.305	72.34	1:58.861
11	10	MI	Ralph SAUNDERS		Mini Miglia	20:15.657	10	50.353	72.34	1:59.087
12	28	MI	Phil LEE		Mini Miglia	20:17.820	10	52.516	72.21	1:59.695
13	34	MI	Keith ALLINGTON		Mini Miglia	20:39.864	10	1:14.560	70.93	2:01.297
14	15	MI	Gordan POCOCK		Mini Miglia	21:01.162	10	1:35.858	69.73	2:01.821

NOT CLASSIFIED

23	MI	Andrew HACK	Mini Miglia		0	D.N.F.	N/A
----	----	-------------	-------------	--	---	--------	-----

FASTEST LAP

1	MI	Peter BALDWIN	Mini Miglia		1:55.154	3	76.37mph	122.91kph
---	----	---------------	-------------	--	----------	---	----------	-----------

Weather/Track: Bright/Dry

Rockingham Int
Circuit Length = 2.4430 miles.
Start: 15:35 End: 15:55

These results are provisional until the conclusion of any judicial and technical matters.

Clerk of Course:	Stewards:	Timekeeper:
------------------	-----------	-------------

Mini Miglia Championship

LAP CHART - 1st RACE

Lap 1			Lap 2			Lap 3			Lap 4			Lap 5		
No	Behind	Laptime	No	Behind	Laptime	No	Behind	Laptime	No	Behind	Laptime	No	Behind	Laptime
1		2:01.402	1		1:55.422	1		1:55.154	1		1:55.292	1		1:55.450
3	1.520	2:02.922	2	2.667	1:56.535	2	3.404	1:55.891	58	7.249	1:57.392	2	8.660	1:56.739
2	1.554	2:02.956	3	3.038	1:56.940	3	3.544	1:55.660	3	7.352	1:59.100	58	9.678	1:57.879
58	2.445	2:03.847	58	4.610	1:57.587	58	5.149	1:55.693	2	7.371	1:59.259	3	9.716	1:57.814
75	2.498	2:03.900	75	5.258	1:58.182	75	7.608	1:57.504	75	10.210	1:57.894	75	13.650	1:58.890
83	5.647	2:07.049	83	8.220	1:57.995	83	10.269	1:57.203	83	12.758	1:57.781	83	14.827	1:57.519
6	7.409	2:08.811	40	12.769	2:00.422	40	16.045	1:58.430	40	21.717	2:00.964	40	25.643	1:59.376
40	7.769	2:09.171	28	14.304	2:01.570	10	18.845	1:59.540	10	23.658	2:00.105	6	28.194	1:59.503
10	8.054	2:09.456	10	14.459	2:01.827	28	18.845	1:59.695	6	24.141	1:58.509	10	28.556	2:00.348
28	8.156	2:09.558	8	14.674	2:01.806	8	19.125	1:59.605	28	24.380	2:00.827	8	29.473	2:00.418
8	8.290	2:09.692	29	15.335	2:01.992	29	20.562	2:00.381	8	24.505	2:00.672	28	29.578	2:00.648
29	8.765	2:10.167	6	15.981	2:03.994	6	20.924	2:00.097	29	25.160	1:59.890	29	29.797	2:00.087
15	9.728	2:11.130	15	16.736	2:02.430	15	23.403	2:01.821	34	31.914	2:03.384	34	39.177	2:02.713
34	11.004	2:12.406	34	17.679	2:02.097	34	23.822	2:01.297	15	32.763	2:04.652	15	41.352	2:04.039

Weather/Track: Bright/Dry

Rockingham Int
 Circuit Length = 2.4430 miles.
 Start: 15:35 End: 15:55

Mini Miglia Championship

LAP CHART - 1st RACE

(contd.)

Lap 6			Lap 7			Lap 8			Lap 9			Lap 10		
No	Behind	Laptime	No	Behind	Laptime	No	Behind	Laptime	No	Behind	Laptime	No	Behind	Laptime
1		1:56.683	1		1:55.725	1		1:56.396	1		1:56.480	1		1:57.300
2	8.716	1:56.739	2	9.649	1:56.658	2	11.204	1:57.951	2	11.818	1:57.094	2	11.193	1:56.675
58	11.010	1:58.015	58	11.408	1:56.123	58	11.975	1:56.963	58	12.054	1:56.559	58	12.517	1:57.763
3	11.107	1:58.074	3	11.560	1:56.178	3	12.242	1:57.078	3	12.539	1:56.777	3	12.525	1:57.286
83	15.943	1:57.799	83	18.912	1:58.694	83	20.836	1:58.320	83	22.166	1:57.810	83	22.796	1:57.930
75	15.991	1:59.024	75	21.693	2:01.427	75	26.025	2:00.728	75	30.431	2:00.886	75	33.470	2:00.339
40	27.821	1:58.861	40	31.272	1:59.176	40	32.901	1:58.025	6	36.026	1:59.367	6	37.200	1:58.474
6	29.283	1:57.772	6	31.510	1:57.952	6	33.139	1:58.025	40	37.966	2:01.545	40	38.328	1:57.662
8	31.768	1:58.978	8	34.924	1:58.881	8	37.380	1:58.852	8	39.588	1:58.688	8	41.135	1:58.847
10	33.954	2:02.081	10	37.316	1:59.087	10	43.392	2:02.472	10	47.118	2:00.206	29	50.305	1:58.861
28	33.884	2:00.989	29	37.368	1:58.981	29	43.476	2:02.504	29	48.744	2:01.748	10	50.353	2:00.535
29	34.112	2:00.998	28	38.676	2:00.517	28	43.516	2:01.236	28	48.909	2:01.873	28	52.516	2:00.907
34	45.190	2:02.696	34	53.180	2:03.715	34	1:01.569	2:04.785	34	1:08.352	2:03.263	34	1:14.560	2:03.508
15	48.817	2:04.148	15	59.713	2:06.621	15	1:11.512	2:08.195	15	1:24.895	2:09.863	15	1:35.858	2:08.263


Weather/Track: Bright/Dry

Rockingham Int
 Circuit Length = 2.4430 miles.
 Start: 15:35 End: 15:55

Mini Miglia Championship

GRID FOR 2nd RACE

ROW 9	43 MACKAY	13 HARVEY
ROW 8	34 ALLINGTON	15 POCOCK
ROW 7	10 SAUNDERS	29 DALE
ROW 6	28 LEE	8 MUNNS
ROW 5	6 SIMS	40 RODGE
ROW 4	83 PEACOCK	75 BROWN
ROW 3	58 HUNTER	7 SIMS
ROW 2	23 HACK	2 ROGERS
ROW 1	3 SOLLIS	1 BALDWIN
		POLE



Rockingham Int
Circuit Length = 2.4430 miles.

These results are provisional until the conclusion of any judicial and technical matters.

Clerk of Course:	Stewards:	Timekeeper:
------------------	-----------	-------------

Mini Miglia Championship

RACE RESULT - 2nd RACE

POS	NO	CL	NAME	NAT	ENTRY	TIME	LAPS	GAP	MPH	BEST
1	1	MI	Peter BALDWIN		Mini Miglia	19:26.345	10		75.40	1:55.671
2	2	MI	Kelly ROGERS		Mini Miglia	19:26.469	10	0.124	75.39	1:55.362
3	3	MI	Bill SOLLIS		Mini Miglia	19:31.042	10	4.697	75.10	1:55.440
4	23	MI	Andrew HACK		Mini Miglia	19:31.147	10	4.802	75.09	1:55.587
5	58	MI	Max HUNTER		Mini Miglia	19:32.085	10	5.740	75.03	1:55.254
6	83	MI	Colin PEACOCK		Mini Miglia	19:46.362	10	20.017	74.13	1:57.083
7	8	MI	Sarah MUNNS		Mini Miglia	19:54.411	10	28.066	73.63	1:57.739
8	6	MI	Mark SIMS		Mini Miglia	19:54.427	10	28.082	73.63	1:57.298
9	10	MI	Ralph SAUNDERS		Mini Miglia	20:11.104	10	44.759	72.61	1:58.475
10	40	MI	Phil RODGE		Mini Miglia	20:19.733	10	53.388	72.10	2:00.084
11	29	MI	Gerald DALE		Mini Miglia	20:22.000	10	55.655	71.97	2:00.309
12	15	MI	Gordan POCOCK		Mini Miglia	20:25.840	10	59.495	71.74	2:00.748
13	28	MI	Phil LEE		Mini Miglia	20:54.351	10	1:28.006	70.11	2:00.850
NOT CLASSIFIED										
75	MI	Paul BROWN		Mini Miglia	2:27.799	1	D.N.F.	59.50		
34	MI	Keith ALLINGTON		Mini Miglia		0	D.N.F.	N/A		
7	MI	Tim SIMS		Mini Miglia		0	D.N.F.	N/A		
FASTEST LAP										
58	MI	Max HUNTER		Mini Miglia	1:55.254	4	76.30mph	122.80kph		

Weather/Track: Bright/Dry

Rockingham Int
Circuit Length = 2.4430 miles.
Start: 10:34 End: 10:53

These results are provisional until the conclusion of any judicial and technical matters.

Clerk of Course:	Stewards:	Timekeeper:

Mini Miglia Championship

LAP CHART - 2nd RACE

Lap 1			Lap 2			Lap 3			Lap 4			Lap 5		
No	Behind	Laptime	No	Behind	Laptime	No	Behind	Laptime	No	Behind	Laptime	No	Behind	Laptime
1		2:02.015	1		1:55.671	1		1:55.808	1		1:55.702	1		1:57.214
2	1.077	2:03.092	2	1.340	1:55.934	2	1.333	1:55.801	2	0.993	1:55.362	2	0.632	1:56.853
58	1.307	2:03.322	58	1.426	1:55.790	58	2.055	1:56.437	58	1.607	1:55.254	58	0.755	1:56.362
23	1.554	2:03.569	23	2.364	1:56.481	23	2.143	1:55.587	3	2.634	1:55.509	3	0.860	1:55.440
3	2.950	2:04.965	3	2.966	1:55.687	3	2.827	1:55.669	23	2.893	1:56.452	23	1.989	1:56.310
8	3.647	2:05.662	8	5.715	1:57.739	83	8.542	1:58.625	83	11.241	1:58.401	83	12.318	1:58.291
83	3.974	2:05.989	83	5.725	1:57.422	8	8.989	1:59.082	8	11.727	1:58.440	8	12.659	1:58.146
10	5.729	2:07.744	10	8.781	1:58.723	10	11.448	1:58.475	6	14.531	1:57.313	6	15.902	1:58.585
29	8.290	2:10.305	6	11.056	1:58.436	6	12.920	1:57.672	10	14.536	1:58.790	10	17.884	2:00.562
6	8.291	2:10.306	29	14.173	2:01.554	29	19.641	2:01.276	29	24.987	2:01.048	29	29.373	2:01.600
15	9.104	2:11.119	28	15.714	2:02.158	40	21.572	2:01.329	40	26.561	2:00.691	40	29.793	2:00.446
28	9.227	2:11.242	40	16.051	2:00.409	28	21.570	2:01.664	28	26.917	2:01.049	15	31.294	2:00.786
40	11.313	2:13.328	15	16.699	2:03.266	15	21.782	2:00.891	15	27.722	2:01.642	28	32.486	2:02.783
75	25.784	2:27.799P												

Weather/Track: Bright/Dry

Rockingham Int
 Circuit Length = 2.4430 miles.
 Start: 10:34 End: 10:53

Mini Miglia Championship

LAP CHART - 2nd RACE

(contd.)

Lap 6			Lap 7			Lap 8			Lap 9			Lap 10		
No	Behind	Laptime	No	Behind	Laptime	No	Behind	Laptime	No	Behind	Laptime	No	Behind	Laptime
1		1:55.847	1		1:55.712	1		1:55.914	1		1:56.231	1		1:56.231
2	0.492	1:55.707	58	1.349	1:56.320	58	1.318	1:55.883	2	0.929	1:55.788	2	0.124	1:55.426
58	0.741	1:55.833	2	1.397	1:56.617	2	1.372	1:55.889	3	2.550	1:56.736	3	4.697	1:58.378
3	0.876	1:55.863	3	1.610	1:56.446	3	2.045	1:56.349	58	2.646	1:57.559	23	4.802	1:58.373
23	1.788	1:55.646	23	2.402	1:56.326	23	2.362	1:55.874	23	2.660	1:56.529	58	5.740	1:59.325
83	13.980	1:57.509	83	15.351	1:57.083	83	16.761	1:57.324	83	18.576	1:58.046	83	20.017	1:57.672
8	15.213	1:58.401	8	18.202	1:58.701	8	21.245	1:58.957	8	24.680	1:59.666	8	28.066	1:59.617
6	17.729	1:57.674	6	19.315	1:57.298	6	21.331	1:57.930	6	24.763	1:59.663	6	28.082	1:59.550
10	21.347	1:59.310	10	26.429	2:00.794	10	30.949	2:00.434	10	36.639	2:01.921	10	44.759	2:04.351
29	34.842	2:01.316	40	39.386	2:00.084	40	44.847	2:01.375	40	49.381	2:00.765	40	53.388	2:00.238
40	35.014	2:01.068	29	40.881	2:01.751	29	46.966	2:01.999	29	51.577	2:00.842	29	55.655	2:00.309
15	36.195	2:00.748	15	42.715	2:02.232	15	48.831	2:02.030	15	53.624	2:01.024	15	59.495	2:02.102
28	37.489	2:00.850	28	48.335	2:06.558	28	1:01.190	2:08.769	28	1:12.385	2:07.426	28	1:28.006	2:11.852

Weather/Track: Bright/Dry

Rockingham Int
 Circuit Length = 2.4430 miles.
 Start: 10:34 End: 10:53

Mini Se7en Championship

FREE PRACTICE

POS	NO	CL	NAME	NAT	ENTRY	TIME	LAPS	GAP	MPH
1	5	S7	Paul THOMPSON		Mini Se7en	2:06.419	8		63.95
2	2	S7	Max HUNTER		Mini Se7en	2:07.881	4	1.462	63.22
3	53	S7	Niven BURGE		Mini Se7en	2:08.834	11	2.415	62.76
4	82	S7	Andrew RUTHVEN		Mini Se7en	2:08.931	10	2.512	62.71
5	78	S7	Paul MCGARRY		Mini Se7en	2:09.036	5	2.617	62.66
6	6	S7	Geoff LETTS		Mini Se7en	2:09.149	7	2.730	62.60
7	9	S7	Kane ASTIN		Mini Seven	2:09.329	6	2.910	62.52
8	95	S7	Alan LETTS		Mini Se7en	2:09.395	6	2.976	62.48
9	3	S7	Dave BANWELL		Mini Se7en	2:09.420	8	3.001	62.47
10	28	S7	Graeme DAVIS		Mini Se7en	2:09.487	10	3.068	62.44
11	16	S7	James WINNIFIRTH		Mini Se7en	2:09.550	8	3.131	62.41
12	85	S7	Andrew DEVINY		Mini Se7en	2:09.559	13	3.140	62.40
13	36	S7	Damon ASTIN		Mini Se7en	2:10.308	6	3.889	62.05
14	84	S7	Ian DEVINY		Mini Se7en	2:10.869	8	4.450	61.78
15	14	S7	Mickey BRAY		Mini Se7en	2:11.275	11	4.856	61.59
16	98	S7	Mark SMITH		Mini Se7en	2:11.959	9	5.540	61.27
17	27	S7	Andy HILL		Mini Se7en	2:13.433	12	7.014	60.59
18	38	S7	Steven HOPPER		Mini Se7en	2:13.990	5	7.571	60.34
19	99	S7	Rupert HINDE		Mini Se7en	2:14.516	8	8.097	60.10
20	15	S7	Steven BAKER		Mini Se7en	2:15.335	11	8.916	59.74
21	60	S7	Malcolm KEAT		Mini Se7en	2:15.694	9	9.275	59.58
22	24	S7	James COULSON		Mini Se7en	2:17.061	12	10.642	58.99
23	26	S7	Lee JONES		Mini Se7en	2:17.474	2	11.055	58.81
24	23	S7	Philip DALE		Mini Se7en	2:17.678	12	11.259	58.72
25	33	S7	Geoff TAYLOR		Mini Se7en	2:21.830	11	15.411	57.00
26	54	S7	Pete GUDGEN		Mini Se7en	2:33.712	2	27.293	52.60
27	35	S7	Paul SPARK		Mini Se7en	2:34.446	3	28.027	52.35

Weather/Track: Bright/Dry

Rockingham Int
Circuit Length = 2.4430miles.
Start: 11:58 End: 12:28

These results are provisional until the conclusion of any judicial and technical matters.

Clerk of Course:	Stewards:	Timekeeper:

Mini Se7en Championship

LAP ANALYSIS - FREE PRACTICE

2	Max HUNTER	Mini Se7en
	1 - 7:20.278 2 - 2:14.961 3 - 2:07.881 4 - 6:09.661P	
3	Dave BANWELL	Mini Se7en
	1 - 5:56.516 6 - 2:09.420 2 - 2:16.962 7 - 2:09.423 3 - 2:12.000 8 - 2:09.695 4 - 2:10.374 5 - 2:11.209	
5	Paul THOMPSON	Mini Se7en
	1 - 5:35.498 6 - 2:06.419 2 - 2:19.865 7 - 2:07.139 3 - 2:09.749 8 - 2:07.645 4 - 2:06.763 5 - 2:07.300	
6	Geoff LETTS	Mini Se7en
	1 - 6:14.755 6 - 2:12.709 2 - 2:19.129 7 - 2:47.331P 3 - 2:11.353 4 - 2:09.842 5 - 2:09.149	
9	Kane ASTIN	Mini Seven
	1 - 5:37.739 6 - 2:09.329 2 - 2:19.542 3 - X:00.000P 4 - 2:31.990 5 - 2:10.497	
14	Mickey BRAY	Mini Se7en
	1 - 5:29.177 6 - 2:12.013 11 - 3:39.233P 2 - 2:32.730 7 - 2:11.275 3 - 2:15.661 8 - 2:11.318 4 - 2:13.817 9 - 4:17.483 5 - 2:16.455 10 - 2:22.938	
15	Steven BAKER	Mini Se7en
	1 - 6:13.521 6 - 2:28.728 11 - 3:04.153P 2 - 2:32.607 7 - 2:18.039 3 - 2:25.456 8 - 2:17.834 4 - 2:19.219 9 - 2:29.668 5 - 2:15.335 10 - 2:16.873	

Weather/Track: Bright/Dry

Rockingham Int
Circuit Length = 2.4430 miles.
Start: 11:58 End: 12:28

Mini Se7en Championship

LAP ANALYSIS - FREE PRACTICE

(contd.)

16	James WINNIFIRTH	Mini Se7en
1 - 5:32.774	6 - 2:10.249	
2 - 2:24.198	7 - 2:13.426	
3 - 2:12.242	8 - 2:50.752P	
4 - 2:09.929		
5 - 2:09.550		
23	Philip DALE	Mini Se7en
1 - 5:31.403	6 - 2:20.962	11 - 2:19.343
2 - 2:32.170	7 - 2:20.236	12 - 2:17.678
3 - 2:24.975	8 - 2:19.303	
4 - 4:11.940P	9 - 4:10.209P	
5 - 2:29.999	10 - 2:27.668	
24	James COULSON	Mini Se7en
1 - 6:02.677	6 - 2:26.385	11 - 2:17.406
2 - 2:32.006	7 - 2:27.382	12 - 2:37.085P
3 - 2:31.664	8 - 2:21.881	
4 - 2:24.466	9 - 2:17.521	
5 - 2:25.667	10 - 2:17.061	
26	Lee JONES	Mini Se7en
1 - 5:12.429		
2 - 2:17.474		
27	Andy HILL	Mini Se7en
1 - 6:04.988	6 - 2:16.425	11 - 2:13.433
2 - 5:30.246	7 - 2:15.690	12 - 2:31.176
3 - 2:19.244	8 - 2:17.406	
4 - 2:18.034	9 - 2:20.571	
5 - 2:15.583	10 - 2:14.339	
28	Graeme DAVIS	Mini Se7en
1 - 5:46.951	6 - 2:09.487	
2 - 2:16.625	7 - 2:09.849	
3 - 2:13.462	8 - 2:19.252	
4 - 2:10.417	9 - 2:10.981	
5 - 2:10.404	10 - 2:57.728P	
33	Geoff TAYLOR	Mini Se7en
1 - 5:54.575	6 - 2:26.116	11 - 2:34.805P
2 - 2:35.660	7 - 2:27.450	
3 - 2:29.989	8 - 2:23.204	
4 - 2:29.075	9 - 2:23.570	
5 - 2:26.578	10 - 2:21.830	

Weather/Track: Bright/Dry

Rockingham Int
 Circuit Length = 2.4430 miles.
 Start: 11:58 End: 12:28

Mini Se7en Championship

LAP ANALYSIS - FREE PRACTICE

(contd.)

35	Paul SPARK	Mini Se7en
1 - 6:14.578 2 - 2:34.446 3 - 2:56.648		
36	Damon ASTIN	Mini Se7en
1 - 5:35.898 6 - 2:10.308 2 - 2:21.258 3 - 5:17.744P 4 - 2:28.006 5 - 2:11.724		
38	Steven HOPPER	Mini Se7en
1 - 5:38.318 2 - 2:27.967 3 - 2:22.348 4 - 2:13.990 5 - 2:35.916P		
53	Niven BURGE	Mini Se7en
1 - 5:44.927 6 - 2:10.727 11 - 2:16.427 2 - 2:16.968 7 - 2:08.834 3 - 2:11.459 8 - 2:09.424 4 - 2:25.133P 9 - 2:39.294P 5 - 3:05.220 10 - 7:41.285		
54	Pete GUDGEN	Mini Se7en
1 - 5:59.782 2 - 2:33.712		
60	Malcolm KEAT	Mini Se7en
1 - 6:16.971 6 - 2:15.694 2 - 2:26.940 7 - 2:15.787 3 - 2:18.184 8 - 2:19.478 4 - 2:22.044 9 - 2:51.466P 5 - 2:20.796		
78	Paul MCGARRY	Mini Se7en
1 - 5:10.583 2 - 2:13.129 3 - 2:09.036 4 - 2:09.515 5 - 3:50.100P		

Weather/Track: Bright/Dry

Rockingham Int
 Circuit Length = 2.4430 miles.
 Start: 11:58 End: 12:28

Mini Se7en Championship

LAP ANALYSIS - FREE PRACTICE

(contd.)

82	Andrew RUTHVEN	Mini Se7en
1 - 7:12.838	6 - 2:10.346	
2 - 2:12.229	7 - 2:08.931	
3 - 2:11.215	8 - 2:30.309P	
4 - 2:36.530P	9 - 5:26.544	
5 - 4:40.497	10 - 2:35.262P	
84	Ian DEVINY	Mini Se7en
1 - 5:32.365	6 - 2:10.869	
2 - 2:21.508	7 - 2:10.884	
3 - 2:16.608	8 - 2:11.078	
4 - 2:12.362		
5 - 2:11.572		
85	Andrew DEVINY	Mini Se7en
1 - 5:51.974	6 - 2:09.559	11 - 2:21.501
2 - 2:19.125	7 - 2:10.405	12 - 2:19.668
3 - 2:12.991	8 - 2:11.352	13 - 2:12.259
4 - 2:38.229P	9 - 2:15.589	
5 - 3:52.034	10 - 2:13.189	
95	Alan LETTS	Mini Se7en
1 - 6:15.292	6 - 2:23.444P	
2 - 2:19.125		
3 - 2:11.261		
4 - 2:10.337		
5 - 2:09.395		
98	Mark SMITH	Mini Se7en
1 - 6:35.040	6 - 2:13.687	
2 - 2:18.004	7 - 2:12.440	
3 - 2:16.715	8 - 2:11.959	
4 - 2:18.265	9 - 2:12.392	
5 - 2:15.556		
99	Rupert HINDE	Mini Se7en
1 - 6:24.849	6 - 2:15.536	
2 - 2:22.266	7 - 2:14.516	
3 - 2:18.038	8 - 2:41.436P	
4 - 2:16.733		
5 - 2:21.582		

Weather/Track: Bright/Dry

Rockingham Int
 Circuit Length = 2.4430 miles.
 Start: 11:58 End: 12:28

Mini Se7en Championship

QUALIFYING FOR 1st RACE

POS	NO	CL	NAME	NAT	ENTRY	TIME	LAPS	GAP	MPH
1	85	S7	Andrew DEVINY		Mini Se7en	2:04.485	10		70.64
2	5	S7	Paul THOMPSON		Mini Se7en	2:06.278	10	1.793	69.64
3	2	S7	Max HUNTER		Mini Se7en	2:06.771	9	2.286	69.37
4	6	S7	Geoff LETTS		Mini Se7en	2:06.953	10	2.468	69.27
5	82	S7	Andrew RUTHVEN		Mini Se7en	2:07.012	9	2.527	69.24
6	78	S7	Paul MCGARRY		Mini Se7en	2:07.020	10	2.535	69.23
7	53	S7	Niven BURGE		Mini Se7en	2:07.658	10	3.173	68.89
8	9	S7	Kane ASTIN		Mini Seven	2:07.696	9	3.211	68.87
9	36	S7	Damon ASTIN		Mini Se7en	2:08.008	10	3.523	68.70
10	16	S7	James WINNIFIRTH		Mini Se7en	2:08.720	8	4.235	68.32
11	28	S7	Graeme DAVIS		Mini Se7en	2:09.332	9	4.847	68.00
12	3	S7	Dave BANWELL		Mini Se7en	2:09.500	9	5.015	67.91
13	95	S7	Alan LETTS		Mini Se7en	2:09.723	8	5.238	67.79
14	35	S7	Paul SPARK		Mini Se7en	2:09.740	9	5.255	67.78
15	98	S7	Mark SMITH		Mini Se7en	2:09.921	10	5.436	67.69
16	24	S7	James COULSON		Mini Se7en	2:10.857	10	6.372	67.20
17	26	S7	Lee JONES		Mini Se7en	2:11.195	8	6.710	67.03
18	14	S7	Mickey BRAY		Mini Se7en	2:11.342	9	6.857	66.96
19	60	S7	Malcolm KEAT		Mini Se7en	2:11.831	10	7.346	66.71
20	38	S7	Steven HOPPER		Mini Se7en	2:11.950	4	7.465	66.65
21	23	S7	Philip DALE		Mini Se7en	2:11.985	9	7.500	66.63
22	27	S7	Andy HILL		Mini Se7en	2:12.915	10	8.430	66.16
23	15	S7	Steven BAKER		Mini Se7en	2:13.034	9	8.549	66.10
24	99	S7	Rupert HINDE		Mini Se7en	2:14.422	9	9.937	65.42
25	33	S7	Geoff TAYLOR		Mini Se7en	2:19.366	7	14.881	63.10
26	54	S7	Pete GUDGEN		Mini Se7en	2:23.781	4	19.296	61.16

Weather/Track: Bright/Dry

Rockingham Int
Circuit Length = 2.4430 miles.
Start: 14:28 End: 14:48

These results are provisional until the conclusion of any judicial and technical matters.

Clerk of Course:	Stewards:	Timekeeper:

Mini Se7en Championship

LAY ANALYSIS - QUALIFYING FOR 1st RACE

2	Max HUNTER	Mini Se7en
1 -	8:11.264	6 - 3:22.464P
2 -	2:13.213	7 - 2:44.614
3 -	2:08.242	8 - 2:09.222
4 -	2:07.335	9 - 2:34.823
5 -	2:06.771	
3	Dave BANWELL	Mini Se7en
1 -	7:28.761	6 - 2:11.344
2 -	2:12.395	7 - 2:21.720
3 -	2:10.096	8 - 2:10.565
4 -	2:10.418	9 - 2:09.597
5 -	2:09.500	
5	Paul THOMPSON	Mini Se7en
1 -	6:53.717	6 - 2:06.634
2 -	2:08.467	7 - 2:07.094
3 -	2:06.387	8 - 2:07.209
4 -	2:06.474	9 - 2:06.738
5 -	2:06.985	10 - 2:06.278
6	Geoff LETTS	Mini Se7en
1 -	7:44.493	6 - 2:07.309
2 -	2:18.531	7 - 2:07.824
3 -	2:08.707	8 - 2:08.072
4 -	2:08.799	9 - 2:08.121
5 -	2:06.953	10 - 2:07.417
9	Kane ASTIN	Mini Seven
1 -	8:29.397	6 - 2:07.696
2 -	2:08.637	7 - 2:08.254
3 -	2:09.169	8 - 2:09.776
4 -	2:10.420	9 - 2:09.085
5 -	2:31.452	
14	Mickey BRAY	Mini Se7en
1 -	7:57.176	6 - 2:11.984
2 -	2:26.081	7 - 2:11.342
3 -	2:14.598	8 - 2:13.348
4 -	2:13.604	9 - 3:15.322
5 -	2:14.763	
15	Steven BAKER	Mini Se7en
1 -	7:08.645	6 - 2:13.257
2 -	2:18.329	7 - 2:13.034
3 -	2:16.435	8 - 2:32.422
4 -	2:13.691	9 - 2:33.418
5 -	2:14.174	

Weather/Track: Bright/Dry

Rockingham Int
 Circuit Length = 2.4430 miles.
 Start: 14:28 End: 14:48

Mini Se7en Championship

LAY ANALYSIS - QUALIFYING FOR 1st RACE

(contd.)

16	James WINNIFIRTH	Mini Se7en
1 -	7:46.027	6 - 2:08.720
2 -	2:12.100	7 - 2:08.835
3 -	2:09.487	8 - 2:09.769
4 -	2:09.899	
5 -	2:10.005	
23	Philip DALE	Mini Se7en
1 -	7:32.878	6 - 2:14.521
2 -	2:19.554	7 - 2:12.356
3 -	2:14.422	8 - 2:12.119
4 -	2:18.004	9 - 2:19.324
5 -	2:11.985	
24	James COULSON	Mini Se7en
1 -	7:20.358	6 - 2:11.973
2 -	2:13.200	7 - 2:12.330
3 -	2:11.562	8 - 2:10.857
4 -	2:14.521	9 - 2:13.685
5 -	2:12.310	10 - 2:11.340
26	Lee JONES	Mini Se7en
1 -	7:45.146	6 - 2:27.552P
2 -	2:19.555	7 - 3:20.857P
3 -	4:17.445	8 - 2:50.378
4 -	2:14.046	
5 -	2:11.195	
27	Andy HILL	Mini Se7en
1 -	7:21.147	6 - 2:13.930
2 -	2:14.890	7 - 2:13.308
3 -	2:16.538	8 - 2:13.504
4 -	2:14.021	9 - 2:13.104
5 -	2:12.915	10 - 2:13.191
28	Graeme DAVIS	Mini Se7en
1 -	7:17.068	6 - 2:18.937
2 -	2:12.692	7 - 2:09.814
3 -	2:10.470	8 - 2:09.332
4 -	2:11.028	9 - 2:19.255
5 -	2:11.745	
33	Geoff TAYLOR	Mini Se7en
1 -	7:17.340	6 - 2:19.925
2 -	2:25.716	7 - 2:19.366
3 -	2:21.072	
4 -	2:20.860	
5 -	2:20.751	

Weather/Track: Bright/Dry

Rockingham Int
 Circuit Length = 2.4430 miles.
 Start: 14:28 End: 14:48

Mini Se7en Championship

LAY ANALYSIS - QUALIFYING FOR 1st RACE

(contd.)

35	Paul SPARK	Mini Se7en
1 -	7:53.706	6 - 2:10.804
2 -	2:14.656	7 - 2:10.955
3 -	2:11.635	8 - 2:11.374
4 -	2:11.113	9 - 2:09.740
5 -	2:10.908	
36	Damon ASTIN	Mini Se7en
1 -	7:04.134	6 - 2:23.459
2 -	2:09.650	7 - 2:26.713
3 -	2:10.019	8 - 2:08.950
4 -	2:10.010	9 - 2:10.512
5 -	2:09.002	10 - 2:08.008
38	Steven HOPPER	Mini Se7en
1 -	6:52.923	
2 -	2:13.519	
3 -	2:11.950	
4 -	2:49.954P	
53	Niven BURGE	Mini Se7en
1 -	6:57.506	6 - 2:12.915
2 -	2:07.658	7 - 2:08.221
3 -	2:08.601	8 - 2:08.051
4 -	2:07.965	9 - 2:29.324P
5 -	2:08.463	10 - 2:58.489
54	Pete GUDGEN	Mini Se7en
1 -	7:21.187	
2 -	2:27.422	
3 -	2:24.460	
4 -	2:23.781	
60	Malcolm KEAT	Mini Se7en
1 -	7:00.535	6 - 2:12.187
2 -	2:11.831	7 - 2:17.775
3 -	2:12.484	8 - 2:22.633
4 -	2:12.464	9 - 2:20.256
5 -	2:12.191	10 - 2:15.039
78	Paul MCGARRY	Mini Se7en
1 -	6:56.302	6 - 2:08.689
2 -	2:08.813	7 - 2:07.600
3 -	2:08.985	8 - 2:07.272
4 -	2:09.324	9 - 2:18.599
5 -	2:07.463	10 - 2:07.020

Weather/Track: Bright/Dry

Rockingham Int
 Circuit Length = 2.4430 miles.
 Start: 14:28 End: 14:48

Mini Se7en Championship
LAY ANALYSIS - QUALIFYING FOR 1st RACE
 (contd.)

82	Andrew RUTHVEN	Mini Se7en
1 -	7:14.665	6 - 2:09.538
2 -	2:55.101	7 - 2:22.504
3 -	2:09.648	8 - 2:07.012
4 -	2:08.802	9 - 2:32.321
5 -	2:08.686	
85	Andrew DEVINY	Mini Se7en
1 -	6:54.347	6 - 2:05.305
2 -	2:06.407	7 - 2:05.290
3 -	2:04.539	8 - 2:05.041
4 -	2:05.238	9 - 2:08.149
5 -	2:05.228	10 - 2:04.485
95	Alan LETTS	Mini Se7en
1 -	7:51.426	6 - 2:10.237
2 -	2:11.808	7 - 2:10.462
3 -	2:10.132	8 - 2:36.365P
4 -	2:09.723	
5 -	2:10.410	
98	Mark SMITH	Mini Se7en
1 -	7:33.233	6 - 2:10.794
2 -	2:12.543	7 - 2:09.921
3 -	2:09.936	8 - 2:11.228
4 -	2:10.493	9 - 2:11.779
5 -	2:10.859	10 - 2:10.614
99	Rupert HINDE	Mini Se7en
1 -	8:00.095	6 - 2:14.580
2 -	2:21.766	7 - 2:24.948
3 -	2:15.793	8 - 2:14.665
4 -	2:14.422	9 - 2:14.960
5 -	2:17.628	

Mini Se7en Championship

GRID FOR 1st RACE

ROW 13	2:23.781 54 GUDGEN	2:19.366 33 TAYLOR
ROW 12	2:14.422 99 HINDE	2:13.034 15 BAKER
ROW 11	2:12.915 27 HILL	2:11.985 23 DALE
ROW 10	2:11.950 38 HOPPER	2:11.831 60 KEAT
ROW 9	2:11.342 14 BRAY	2:11.195 26 JONES
ROW 8	2:10.857 24 COULSON	2:09.921 98 SMITH
ROW 7	2:09.740 35 SPARK	2:09.723 95 LETTS
ROW 6	2:09.500 3 BANWELL	2:09.332 28 DAVIS
ROW 5	2:08.720 16 WINNIFIRTH	2:08.008 36 ASTIN
ROW 4	2:07.696 9 ASTIN	2:07.658 53 BURGE
ROW 3	2:07.020 78 MCGARRY	2:07.012 82 RUTHVEN
ROW 2	2:06.953 6 LETTS	2:06.771 2 HUNTER
ROW 1	2:06.278 5 THOMPSON	2:04.485 85 DEVINY

POLE

Weather/Track: Bright/Dry

Rockingham Int
Circuit Length = 2.4430 miles.
Start: 14:28 End: 14:48

These results are provisional until the conclusion of any judicial and technical matters.

Clerk of Course:	Stewards:	Timekeeper:
------------------	-----------	-------------

Mini Se7en Championship

RACE RESULT - 1st RACE

POS	NO	CL	NAME	NAT	ENTRY	TIME	LAPS	GAP	MPH	BEST
1	85	S7	Andrew DEVINY		Mini Se7en	21:03.630	10		69.59	2:04.991
2	5	S7	Paul THOMPSON		Mini Se7en	21:08.505	10	4.875	69.33	2:05.381
3	2	S7	Max HUNTER		Mini Se7en	21:21.474	10	17.844	68.63	2:05.293
4	6	S7	Geoff LETTS		Mini Se7en	21:25.389	10	21.759	68.42	2:06.889
5	9	S7	Kane ASTIN		Mini Seven	21:27.162	10	23.532	68.32	2:06.722
6	53	S7	Niven BURGE		Mini Se7en	21:27.326	10	23.696	68.31	2:06.628
7	36	S7	Damon ASTIN		Mini Se7en	21:46.234	10	42.604	67.32	2:08.248
8	95	S7	Alan LETTS		Mini Se7en	21:47.105	10	43.475	67.28	2:09.021
9	14	S7	Mickey BRAY		Mini Se7en	21:56.311	10	52.681	66.81	2:09.328
10	35	S7	Paul SPARK		Mini Se7en	22:02.368	10	58.738	66.50	2:09.522
11	98	S7	Mark SMITH		Mini Se7en	22:07.476	10	1:03.846	66.25	2:09.508
12	26	S7	Lee JONES		Mini Se7en	22:12.627	10	1:08.997	65.99	2:09.743
13	23	S7	Philip DALE		Mini Se7en	22:22.164	10	1:18.534	65.52	2:11.804
14	38	S7	Steven HOPPER		Mini Se7en	22:32.305	10	1:28.675	65.03	2:11.946
15	15	S7	Steven BAKER		Mini Se7en	22:33.790	10	1:30.160	64.96	2:12.771
16	99	S7	Rupert HINDE		Mini Se7en	22:35.052	10	1:31.422	64.90	2:12.932
17	27	S7	Andy HILL		Mini Se7en	22:35.422	10	1:31.792	64.88	2:12.572
18	33	S7	Geoff TAYLOR		Mini Se7en	21:10.205	9	1 LAP	62.31	2:18.948

NOT CLASSIFIED

3	S7	Dave BANWELL	Mini Se7en	17:22.390	8	D.N.F.	67.49	2:08.425
28	S7	Graeme DAVIS	Mini Se7en	17:22.705	8	D.N.F.	67.47	2:08.563
24	S7	James COULSON	Mini Se7en	15:28.127	7	D.N.F.	66.33	2:10.157
78	S7	Paul MCGARRY	Mini Se7en	12:53.284	6	D.N.F.	68.24	2:06.167
16	S7	James WINNIFIRTH	Mini Se7en	13:12.914	6	D.N.F.	66.55	2:09.413
82	S7	Andrew RUTHVEN	Mini Se7en	8:40.744	4	D.N.F.	67.55	2:07.299
60	S7	Malcolm KEAT	Mini Se7en	6:50.882	3	D.N.F.	64.21	2:11.282
54	S7	Pete GUDGEN	Mini Se7en		0	D.N.F.	N/A	

FASTEST LAP

85	S7	Andrew DEVINY	Mini Se7en	2:04.991	4	70.36mph	113.23kph
----	----	---------------	------------	----------	---	----------	-----------

Weather/Track: Bright/Dry
car 2 - 10 second penalty, jump start

These results are provisional until the conclusion of any judicial and technical matters.

Rockingham Int
Circuit Length = 2.4430 miles.
Start: 14:28 End: 14:48

Clerk of Course:	Stewards:	Timekeeper:
------------------	-----------	-------------

Mini Se7en Championship

LAP CHART - 1st RACE

Lap 1			Lap 2			Lap 3			Lap 4			Lap 5		
No	Behind	Laptime	No	Behind	Laptime	No	Behind	Laptime	No	Behind	Laptime	No	Behind	Laptime
85		2:12.857	85		2:05.290	85		2:05.114	85		2:04.991	85		2:05.206
5	0.576	2:13.433	5	0.745	2:05.459	5	1.012	2:05.381	5	1.592	2:05.571	5	2.161	2:05.775
2	2.162	2:15.019	2	2.165	2:05.293	2	2.800	2:05.749	2	3.857	2:06.048	2	4.554	2:05.903
82	2.945	2:15.802	6	4.847	2:06.977	6	6.622	2:06.889	6	9.078	2:07.447	6	10.920	2:07.048
9	3.146	2:16.003	82	4.954	2:07.299	9	8.378	2:08.114	9	10.125	2:06.738	9	11.641	2:06.722
6	3.160	2:16.017	9	5.378	2:07.522	82	8.444	2:08.604	78	12.110	2:07.596	78	13.071	2:06.167
53	3.364	2:16.221	53	6.610	2:08.536	53	8.916	2:07.420	82	12.492	2:09.039	53	15.486	2:08.001
36	4.157	2:17.014	78	7.982	2:08.485	78	9.505	2:06.637	53	12.691	2:08.766	36	18.495	2:08.642
78	4.787	2:17.644	36	8.392	2:09.525	36	11.526	2:08.248	36	15.059	2:08.524	3	21.689	2:09.118
28	4.916	2:17.773	28	8.802	2:09.176	28	12.361	2:08.673	28	17.130	2:09.760	28	22.444	2:10.520
95	5.920	2:18.777	95	10.077	2:09.447	3	13.921	2:08.909	3	17.777	2:08.847	95	22.503	2:09.680
3	6.008	2:18.865	3	10.126	2:09.408	95	13.999	2:09.036	95	18.029	2:09.021	14	25.676	2:10.690
16	6.386	2:19.243	16	10.801	2:09.705	16	15.100	2:09.413	14	20.192	2:09.795	16	29.618	2:12.616
14	6.481	2:19.338	14	11.174	2:09.983	14	15.388	2:09.328	16	22.208	2:12.099	26	30.497	2:11.240
98	8.623	2:21.480	98	12.841	2:09.508	98	17.273	2:09.546	98	22.276	2:09.994	35	31.832	2:10.605
24	8.663	2:21.520	26	13.400	2:09.743	26	19.097	2:10.811	26	24.463	2:10.357	24	32.874	2:10.975
26	8.947	2:21.804	24	14.062	2:10.689	35	19.727	2:09.522	35	26.433	2:11.697	23	39.982	2:13.669
35	10.503	2:23.360	35	15.319	2:10.106	24	19.829	2:10.881	24	27.105	2:12.267	98	40.067	2:22.997
23	11.242	2:24.099	23	17.860	2:11.908	23	24.706	2:11.960	23	31.519	2:11.804	38	45.053	2:11.946
15	12.122	2:24.979	15	19.630	2:12.798	15	27.287	2:12.771	38	38.313	2:16.011	15	47.854	2:12.856
38	12.663	2:25.520	38	20.099	2:12.726	38	27.293	2:12.308	99	39.016	2:13.498	99	48.009	2:14.199
99	13.936	2:26.793	60	21.453	2:12.664	60	27.621	2:11.282	27	39.050	2:13.516	27	51.680	2:17.836
60	14.079	2:26.936	99	22.691	2:14.045	99	30.509	2:12.932	15	40.204	2:17.908	33	1:14.688	2:18.948
27	14.539	2:27.396	27	22.746	2:13.497	27	30.525	2:12.893	33	1:00.946	2:19.068			
33	17.225	2:30.082	33	31.575	2:19.640	33	46.869	2:20.408						

Weather/Track: Bright/Dry
car 2 - 10 second penalty, jump start

Rockingham Int
Circuit Length = 2.4430 miles.
Start: 14:28 End: 14:48

Mini Se7en Championship

LAP CHART - 1st RACE

(contd.)

Lap 6			Lap 7			Lap 8			Lap 9			Lap 10		
No	Behind	Laptime	No	Behind	Laptime	No	Behind	Laptime	No	Behind	Laptime	No	Behind	Laptime
85		2:05.516	85		2:05.348	85		2:05.377	85		2:06.706	85		2:07.225
5	3.156	2:06.511	5	3.829	2:06.021	5	5.163	2:06.711	5	5.163	2:06.706	5	4.875	2:06.937
2	4.986	2:05.948	2	6.541	2:06.903	2	7.669	2:06.505	2	7.950	2:06.987	33	1 LAP	2:21.889
6	13.507	2:08.103	6	17.586	2:09.427	6	19.894	2:07.685	6	20.718	2:07.530	2	7.844	2:07.119
9	13.577	2:07.452	9	17.712	2:09.483	9	20.582	2:08.247	9	21.184	2:07.308	6	21.759	2:08.266
78	14.310	2:06.755	53	19.363	2:06.835	53	20.614	2:06.628	53	22.256	2:08.348	9	23.532	2:09.573
53	17.876	2:07.906	36	27.483	2:10.302	36	31.489	2:09.383	36	34.909	2:10.126	53	23.696	2:08.665
36	22.529	2:09.550	3	27.953	2:08.703	3	32.691	2:10.115	95	40.070	2:10.538	36	42.604	2:14.920
3	24.598	2:08.425	28	29.391	2:08.563	28	33.006	2:08.992	14	45.805	2:11.900	95	43.475	2:10.630
28	26.176	2:09.248	95	30.766	2:09.329	95	36.238	2:10.849	35	54.547	2:10.811	14	52.681	2:14.101
95	26.785	2:09.798	14	35.191	2:10.603	14	40.611	2:10.797	98	59.863	2:11.116	35	58.738	2:11.416
14	29.936	2:09.776	35	42.906	2:10.900	35	50.442	2:12.913	26	1:00.925	2:14.530	98	1:03.846	2:11.208
16	33.940	2:09.838	26	42.923	2:11.884	26	53.101	2:15.555	23	1:11.994	2:13.414	26	1:08.997	2:15.297
26	36.387	2:11.406	24	43.805	2:10.157	98	55.453	2:10.155	38	1:19.115	2:16.709	23	1:18.534	2:13.765
35	37.354	2:11.038	98	50.675	2:10.507	23	1:05.286	2:13.228	15	1:22.938	2:15.721	38	1:28.675	2:16.785
24	38.996	2:11.638	23	57.435	2:15.653	38	1:09.112	2:14.235	27	1:23.971	2:15.169	15	1:30.160	2:14.447
98	45.516	2:10.965	38	1:00.254	2:13.212	15	1:13.923	2:14.616	99	1:23.997	2:15.341	99	1:31.422	2:14.650
23	47.130	2:12.664	15	1:04.684	2:14.295	99	1:15.362	2:15.751				27	1:31.792	2:15.046
38	52.390	2:12.853	38	1:04.988	2:14.038	27	1:15.508	2:14.521						
15	55.737	2:13.399	27	1:06.364	2:12.976	33	1:58.617	2:19.932						
99	56.298	2:13.805	33	1:44.062	2:20.199									
27	58.736	2:12.572												
33	1:29.211	2:20.039												


Weather/Track: Bright/Dry
car 2 - 10 second penalty, jump start

Rockingham Int
Circuit Length = 2.4430 miles.
Start: 14:28 End: 14:48

Mini Se7en Championship

GRID FOR 2nd RACE (AMENDED)

ROW 12	84	DEVINY	33	TAYLOR
ROW 11	99	HINDE	26	JONES
ROW 10	38	HOPPER	15	BAKER
ROW 9	27	HILL	60	KEAT
ROW 8	23	DALE	14	BRAY
ROW 7	24	COULSON	35	SPARK
ROW 6	95	LETTS	98	SMITH
ROW 5	28	DAVIS	3	BANWELL
ROW 4	36	ASTIN	82	RUTHVEN
ROW 3	9	ASTIN	53	BURGE
ROW 2	2	HUNTER	6	LETTS
ROW 1	5	THOMPSON	85	DEVINY
				POLE



Rockingham Intl
Circuit Length = 2.4430 miles.

These results are provisional until the conclusion of any judicial and technical matters.

Clerk of Course:	Stewards:	Timekeeper:
------------------	-----------	-------------

Mini Se7en Championship

RACE RESULT - 2nd RACE - AMENDED 2

POS	NO	CL	NAME	NAT	ENTRY	TIME	LAPS	GAP	MPH	BEST
1	85	S7	Andrew DEVINY		Mini Se7en	21:21.588	10		41.54	2:05.702
2	6	S7	Geoff LETTS		Mini Se7en	21:25.707	10	4.119	41.41	2:06.327
3	5	S7	Paul THOMPSON		Mini Se7en	21:26.245	10	4.657	41.39	2:06.262
4	2	S7	Max HUNTER		Mini Se7en	21:27.033	10	5.445	41.37	2:06.503
5	53	S7	Niven BURGE		Mini Se7en	21:27.601	10	6.013	41.35	2:06.948
6	82	S7	Andrew RUTHVEN		Mini Se7en	21:33.269	10	11.681	41.17	2:07.888
7	36	S7	Damon ASTIN		Mini Se7en	21:53.282	10	31.694	40.54	2:08.721
8	95	S7	Alan LETTS		Mini Se7en	21:53.510	10	31.922	40.53	2:09.321
9	35	S7	Paul SPARK		Mini Se7en	21:59.012	10	37.424	40.36	2:09.470
10	14	S7	Mickey BRAY		Mini Se7en	22:05.157	10	43.569	40.17	2:10.063
11	98	S7	Mark SMITH		Mini Se7en	22:10.779	10	49.191	40.01	2:10.190
12	26	S7	Lee JONES		Mini Se7en	22:11.432	10	49.844	39.99	2:10.413
13	23	S7	Philip DALE		Mini Se7en	22:12.646	10	51.058	39.95	2:11.150
14	38	S7	Steven HOPPER		Mini Se7en	22:23.413	10	1:01.825	39.63	2:11.914
15	24	S7	James COULSON		Mini Se7en	22:23.738	10	1:02.150	39.62	2:12.090
16	60	S7	Malcolm KEAT		Mini Se7en	22:34.863	10	1:13.275	39.29	2:13.175
17	15	S7	Steven BAKER		Mini Se7en	22:37.384	10	1:15.796	39.22	2:13.137
18	99	S7	Rupert HINDE		Mini Se7en	22:41.754	10	1:20.166	39.10	2:13.245
19	27	S7	Andy HILL		Mini Se7en	22:41.878	10	1:20.290	39.09	2:13.397
20	33	S7	Geoff TAYLOR		Mini Se7en	21:31.920	9	1 LAP	37.09	2:18.991

NOT CLASSIFIED

84	S7	Ian DEVINY	Mini Se7en	17:39.245	8	D.N.F.	40.21	2:09.725
28	S7	Graeme DAVIS	Mini Se7en	9:02.971	4	D.N.F.	39.22	2:09.206
9	S7	Kane ASTIN	Mini Seven	2:28.344	1	D.N.F.	35.89	
3	S7	Dave BANWELL	Mini Se7en		0	D.N.F.	N/A	

FASTEST LAP

85	S7	Andrew DEVINY	Mini Se7en	2:05.702	4	42.35mph	68.16kph	
----	----	---------------	------------	----------	---	----------	----------	--

Weather/Track: Bright/Dry
Car 2 - 3 second penalty

These results are provisional until the conclusion of any judicial and technical matters.

Rockingham Oval
Circuit Length = 1.4790 miles.
Start: 14:13 End: 14:34

Clerk of Course:	Stewards:	Timekeeper:
------------------	-----------	-------------

Mini Se7en Championship

LAP CHART - 2nd RACE

Lap 1			Lap 2			Lap 3			Lap 4			Lap 5		
No	Behind	Laptime	No	Behind	Laptime	No	Behind	Laptime	No	Behind	Laptime	No	Behind	Laptime
85		2:13.269	85		2:06.284	85		2:05.928	85		2:05.702	85		2:06.454
2	1.040	2:14.309	5	1.567	2:06.596	2	3.214	2:07.551	5	5.960	2:08.321	5	7.064	2:07.558
5	1.255	2:14.524	2	1.591	2:06.835	5	3.341	2:07.702	2	6.098	2:08.586	2	7.652	2:08.008
82	2.912	2:16.181	6	4.645	2:06.732	6	5.638	2:06.921	6	6.263	2:06.327	6	7.828	2:08.019
53	4.163	2:17.432	82	4.899	2:08.271	53	7.862	2:08.754	53	11.371	2:09.211	53	12.789	2:07.872
6	4.197	2:17.466	53	5.036	2:07.157	82	7.976	2:09.005	82	11.763	2:09.489	82	13.659	2:08.350
36	4.969	2:18.238	36	7.406	2:08.721	36	11.006	2:09.528	36	14.792	2:09.488	36	18.564	2:10.226
35	5.684	2:18.953	35	8.870	2:09.470	35	14.646	2:11.704	95	20.085	2:10.906	95	24.097	2:10.466
28	7.046	2:20.315	28	9.968	2:09.206	95	14.881	2:10.552	35	20.269	2:11.325	35	25.495	2:11.680
95	7.220	2:20.489	95	10.257	2:09.321	28	15.407	2:11.367	26	23.539	2:10.522	14	29.165	2:10.635
23	9.185	2:22.454	26	14.234	2:10.570	26	18.719	2:10.413	14	24.984	2:10.507	26	29.260	2:12.175
26	9.948	2:23.217	14	15.282	2:11.535	14	20.179	2:10.825	84	26.972	2:10.931	84	30.534	2:10.016
14	10.031	2:23.300	23	17.309	2:14.408	84	21.743	2:10.088	98	27.585	2:10.190	98	31.952	2:10.821
24	10.031	2:23.300	84	17.583	2:13.062	98	23.097	2:10.784	23	31.038	2:12.017	23	37.478	2:12.894
84	10.805	2:24.074	98	18.241	2:11.011	23	24.723	2:13.342	28	31.788	2:22.083	38	38.796	2:12.888
98	13.514	2:26.783	24	18.482	2:14.735	24	25.871	2:13.317	38	32.362	2:12.073	24	38.961	2:12.122
38	13.515	2:26.784	38	19.817	2:12.586	38	25.991	2:12.102	24	33.293	2:13.124	60	47.165	2:14.260
9	15.075	2:28.344P	60	22.928	2:14.903	60	31.886	2:14.886	60	39.359	2:13.175	99	51.712	2:15.222
60	14.309	2:27.578	15	25.915	2:16.401	15	35.042	2:15.055	15	42.837	2:13.497	15	51.917	2:15.534
15	15.798	2:29.067	27	26.091	2:14.974	99	35.106	2:14.574	99	42.944	2:13.540	27	52.270	2:13.397
99	15.997	2:29.266	99	26.460	2:16.747	27	35.635	2:15.472	27	45.327	2:15.394	33	1:15.006	2:21.661
27	17.401	2:30.670	33	30.808	2:18.991	33	45.284	2:20.404	33	59.799	2:20.217			
33	18.101	2:31.370												

Weather/Track: Bright/Dry

Rockingham Int
 Circuit Length = 2.4430 miles.
 Start: 14:13 End: 14:34

Mini Se7en Championship

LAP CHART - 2nd RACE

(contd.)

Lap 6			Lap 7			Lap 8			Lap 9			Lap 10		
No	Behind	Laptime	No	Behind	Laptime	No	Behind	Laptime	No	Behind	Laptime	No	Behind	Laptime
85		2:06.925	85		2:07.436	85		2:08.263	85		2:10.774	85		2:10.553
5	6.574	2:06.435	5	6.434	2:07.296	5	6.115	2:07.944	2	5.812	2:10.459	2	2.445	2:07.186
2	7.230	2:06.503	2	6.889	2:07.095	2	6.127	2:07.501	6	6.653	2:10.319	6	4.119	2:08.019
6	8.037	2:07.134	6	8.052	2:07.451	6	7.108	2:07.319	5	8.948	2:13.607	5	4.657	2:06.262
53	13.413	2:07.549	53	13.692	2:07.715	53	12.377	2:06.948	53	9.012	2:07.409	53	6.013	2:07.554
82	14.622	2:07.888	82	15.787	2:08.601	82	15.539	2:08.015	82	13.671	2:08.906	33	1 LAP	2:35.645
36	22.190	2:10.551	36	25.295	2:10.541	36	27.105	2:10.073	36	29.110	2:12.779	82	11.681	2:08.563
95	27.521	2:10.349	95	30.094	2:10.009	95	32.110	2:10.279	95	32.552	2:11.216	36	31.694	2:13.137
35	29.415	2:10.845	35	32.885	2:10.906	35	35.042	2:10.420	35	35.269	2:11.001	95	31.922	2:09.923
14	32.860	2:10.620	14	36.568	2:11.144	14	38.368	2:10.063	14	40.184	2:12.590	35	37.424	2:12.708
84	35.041	2:11.432	84	37.522	2:09.917	84	38.984	2:09.725	98	47.331	2:14.306	14	43.569	2:13.938
98	35.316	2:10.289	98	39.406	2:11.526	98	43.799	2:12.656	26	47.878	2:14.354	98	49.191	2:12.413
26	35.470	2:13.135	26	40.717	2:12.683	26	44.298	2:11.844	23	50.105	2:11.311	26	49.844	2:12.519
23	42.531	2:11.978	23	46.245	2:11.150	23	49.568	2:11.586	24	57.778	2:12.632	23	51.058	2:11.506
38	43.785	2:11.914	38	49.159	2:12.810	38	55.747	2:14.851	38	58.233	2:13.260	38	1:01.825	2:14.145
24	44.535	2:12.499	24	49.189	2:12.090	24	55.920	2:14.994	60	1:09.945	2:14.333	24	1:02.150	2:14.925
60	54.734	2:14.494	60	1:01.225	2:13.927	60	1:06.386	2:13.424	15	1:12.909	2:13.237	60	1:13.275	2:13.883
15	59.415	2:14.423	15	1:05.116	2:13.137	15	1:10.446	2:13.593	27	1:15.993	2:15.273	15	1:15.796	2:13.440
99	59.669	2:14.882	99	1:05.478	2:13.245	27	1:11.494	2:13.987	99	1:16.065	2:15.224	99	1:20.166	2:14.654
27	59.716	2:14.371	27	1:05.770	2:13.490	99	1:11.615	2:14.400				27	1:20.290	2:14.850
33	1:31.244	2:23.163	33	1:44.115	2:20.307	33	1:56.014	2:20.162						

Weather/Track: Bright/Dry

Rockingham Int
 Circuit Length = 2.4430 miles.
 Start: 14:13 End: 14:34

Legends Cars Championship

FREE PRACTICE

POS	NO	CL	NAME	NAT	ENTRY	TIME	LAPS	GAP	MPH
1	32		Peter MORTON		Legends Ford Coupe	1:55.798	7		69.82
2	79		Jamie CLARKE		Legend 1934 Ford Coupe	1:57.154	6	1.356	69.01
3	18		Dave MOORE		Legend Chevy Sedan	1:58.687	8	2.889	68.12
4	3		John jon HIGGINS		Legends Ford Coupe	1:58.922	6	3.124	67.99
5	54		Ian STURT		Legends Ford Taz	1:59.411	6	3.613	67.71
6	50		Dave NEWSHAM		Legends Ford Coupe	1:59.560	7	3.762	67.62
7	2		Alastair TOPLEY		Legend Ford Coupe	2:00.058	7	4.260	67.34
8	97		Jim CLARKE		Legend 1934 Ford Coupe	2:00.276	5	4.478	67.22
9	73		Christopher GRIEVE		Legend 37 Chevy	2:00.383	7	4.585	67.16
10	41		Steve THOMPSON		Legend 34 Chevy Coupe	2:00.435	7	4.637	67.13
11	69		Gerard MCCOSH		Legend Ford Coupe	2:00.633	7	4.835	67.02
12	43		Daniel CLARK		Legend	2:00.856	6	5.058	66.90
13	14		Steve MILLS		Legend Ford Coupe	2:01.107	7	5.309	66.76
14	65		Nick EVANS		Legend Ford Coupe	2:01.118	7	5.320	66.75
15	17		Malcolm CLARK		Legend Ford Coupe	2:01.350	7	5.552	66.63
16	72		Glenn BURTENSHAW		Legend	2:01.441	7	5.643	66.58
17	81		Derek PIERCE		Legend	2:01.580	7	5.782	66.50
18	11		Simon BELCHER		Legends Ford Coupe	2:01.591	7	5.793	66.49
19	56		Marc LORD		Legend	2:01.784	7	5.986	66.39
20	19		Lawrence DAVEY		Legend	2:02.042	7	6.244	66.25
21	40		Paul THOMPSON		Legend Ford Sedan	2:02.083	7	6.285	66.23
22	85		Iain HOLDEN		Legends Chevy Coupe	2:02.561	8	6.763	65.97
23	76		Neil TRESSLER		Legend Ford Sedan	2:02.808	4	7.010	65.83
24	57		Ian COURT		Legend Ford Coupe	2:04.112	7	8.314	65.14
25	77		Robin WEBB		Legends Chevy Coupe	2:04.177	8	8.379	65.11
26	92		Richard GRINDROD		Legend Ford	2:04.333	5	8.535	65.03

Weather/Track: Sunny/Dry

Rockingham Int
Circuit Length = 2.4430 miles.
Start: 12:37 End: 12:52

These results are provisional until the conclusion of any judicial and technical matters.

Clerk of Course:	Stewards:	Timekeeper:
------------------	-----------	-------------

Legends Cars Championship LAP ANALYSIS - FREE PRACTICE

2	Alastair TOPLEY	Legend Ford Coupe
1 -	8:51.045	6 - 3:05.153P
2 -	2:07.711	7 - 2:12.469
3 -	2:00.058	
4 -	2:00.591	
5 -	2:00.388	
3	John jon HIGGINS	Legends Ford Coupe
1 -	8:57.835	6 - 2:00.023
2 -	2:00.206	
3 -	1:58.922	
4 -	1:58.993	
5 -	1:59.578	
11	Simon BELCHER	Legends Ford Coupe
1 -	9:26.776	6 - 2:06.454
2 -	2:01.683	7 - 2:03.744
3 -	2:02.836	
4 -	2:03.755	
5 -	2:01.591	
14	Steve MILLS	Legend Ford Coupe
1 -	8:47.845	6 - 2:01.107
2 -	2:03.998	7 - 2:19.764P
3 -	2:04.192	
4 -	2:01.471	
5 -	2:02.504	
17	Malcolm CLARK	Legend Ford Coupe
1 -	8:55.289	6 - 2:01.350
2 -	2:02.346	7 - 2:42.450
3 -	2:22.163P	
4 -	3:01.935	
5 -	2:02.006	
18	Dave MOORE	Legend Chevy Sedan
1 -	9:12.723	6 - 1:59.266
2 -	2:00.256	7 - 1:59.653
3 -	1:58.687	8 - 2:01.401
4 -	2:17.602	
5 -	2:02.687	
19	Lawrence DAVEY	Legend
1 -	8:43.609	6 - 2:21.693P
2 -	2:06.022	7 - 4:09.097
3 -	2:02.042	
4 -	2:02.262	
5 -	2:02.147	

Weather/Track: Sunny/Dry

Rockingham Int
Circuit Length = 2.4430 miles.
Start: 12:37 End: 12:52

Legends Cars Championship LAP ANALYSIS - FREE PRACTICE

(contd.)

32	Peter MORTON	Legends Ford Coupe
1 - 8:58.155	6 - 1:55.798	
2 - 2:00.641	7 - 2:05.637	
3 - 2:00.716		
4 - 1:58.728		
5 - 2:01.539		
40	Paul THOMPSON	Legend Ford Sedan
1 - 9:16.665	6 - 2:06.161	
2 - 2:07.345	7 - 2:02.083	
3 - 2:03.292		
4 - 2:09.435		
5 - 2:05.146		
41	Steve THOMPSON	Legend 34 Chevy Coupe
1 - 9:29.504	6 - 2:00.488	
2 - 2:13.454	7 - 2:00.435	
3 - 2:02.252		
4 - 2:02.589		
5 - 2:00.935		
43	Daniel CLARK	Legend
1 - 8:44.331	6 - 2:00.856	
2 - 2:03.958		
3 - 2:03.206		
4 - 2:02.447		
5 - 2:01.959		
50	Dave NEWSHAM	Legends Ford Coupe
1 - 8:47.946	6 - 1:59.574	
2 - 2:00.453	7 - 1:59.560	
3 - 1:59.854		
4 - 2:00.244		
5 - 1:59.701		
54	Ian STURT	Legends Ford Taz
1 - 9:11.205	6 - 2:01.966	
2 - 2:00.745		
3 - 1:59.411		
4 - 1:59.903		
5 - 2:01.111		
56	Marc LORD	Legend
1 - 9:01.542	6 - 2:02.180	
2 - 4:07.237	7 - 2:04.123	
3 - 2:01.811		
4 - 2:01.784		
5 - 2:03.934		

Weather/Track: Sunny/Dry

Rockingham Int
Circuit Length = 2.4430 miles.
Start: 12:37 End: 12:52

Legends Cars Championship

LAP ANALYSIS - FREE PRACTICE

(contd.)

57	Ian COURT	Legend Ford Coupe
1 - 9:20.601	6 - 2:06.035	
2 - 2:05.165	7 - 2:05.511	
3 - 2:04.112		
4 - 2:07.234		
5 - 2:05.993		
65	Nick EVANS	Legend Ford Coupe
1 - 9:28.277	6 - 2:01.729	
2 - 2:03.316	7 - 2:01.118	
3 - 2:01.563		
4 - 2:02.359		
5 - 2:14.794		
69	Gerard MCCOSH	Legend Ford Coupe
1 - 9:33.175	6 - 2:00.633	
2 - 2:08.810	7 - 2:02.780	
3 - 2:02.622		
4 - 2:03.521		
5 - 2:01.101		
72	Glenn BURTENSHAW	Legend
1 - 9:14.385P	6 - 2:01.449	
2 - 2:42.479	7 - 2:01.441	
3 - 2:04.148		
4 - 2:02.828		
5 - 2:03.140		
73	Christopher GRIEVE	Legend 37 Chevy
1 - 9:08.760	6 - 2:17.623P	
2 - 2:01.608	7 - 3:38.545	
3 - 2:00.705		
4 - 2:00.383		
5 - 2:06.913		
76	Neil TRESSLER	Legend Ford Sedan
1 - 8:49.106		
2 - 2:22.841		
3 - 2:02.808		
4 - 2:04.947		
77	Robin WEBB	Legends Chevy Coupe
1 - 8:58.493	6 - 2:05.412	
2 - 2:10.148	7 - 2:05.825	
3 - 2:09.311	8 - 2:05.145	
4 - 2:05.646		
5 - 2:04.177		

Weather/Track: Sunny/Dry

Rockingham Int
 Circuit Length = 2.4430 miles.
 Start: 12:37 End: 12:52

Legends Cars Championship

LAP ANALYSIS - FREE PRACTICE

(contd.)

79	Jamie CLARKE	Legend 1934 Ford Coupe
1 -	9:05.735	6 - 1:58.919
2 -	1:59.388	
3 -	1:59.628	
4 -	1:58.358	
5 -	1:57.154	
81	Derek PIERCE	Legend
1 -	9:03.425	6 - 3:45.778P
2 -	2:01.580	7 - 2:12.680
3 -	2:03.565	
4 -	2:01.890	
5 -	2:01.805	
85	Iain HOLDEN	Legends Chevy Coupe
1 -	8:59.562	6 - 2:03.601
2 -	2:06.289	7 - 2:05.970
3 -	2:03.656	8 - 2:07.179
4 -	2:02.561	
5 -	2:03.043	
92	Richard GRINDROD	Legend Ford
1 -	9:17.892	
2 -	2:04.333	
3 -	2:05.135	
4 -	5:19.496P	
5 -	2:14.268	
97	Jim CLARKE	Legend 1934 Ford Coupe
1 -	9:29.384	
2 -	2:17.548	
3 -	2:02.340	
4 -	2:00.276	
5 -	2:00.447	

Legends Cars Championship

RACE RESULT - HEAT 1

POS	NO	CL	NAME	NAT	ENTRY	TIME	LAPS	GAP	MPH	BEST
1	32		Peter MORTON		Legends Ford Coupe	11:56.459	6		73.65	1:58.154
2	79		Jamie CLARKE		Legend 1934 Ford Coupe	12:00.292	6	3.833	73.26	1:58.146
3	50		Dave NEWSHAM		Legends Ford Coupe	12:01.578	6	5.119	73.13	1:58.116
4	81		Derek PIERCE		Legend	12:03.309	6	6.850	72.95	1:59.004
5	19		Lawrence DAVEY		Legend	12:09.185	6	12.726	72.36	2:00.211
6	41		Steve THOMPSON		Legend 34 Chevy Coupe	12:09.562	6	13.103	72.32	2:00.047
7	92		Richard GRINDROD		Legend Ford	12:10.145	6	13.686	72.27	1:59.868
8	43		Daniel CLARK		Legend	12:10.252	6	13.793	72.26	1:59.917
9	97		Jim CLARKE		Legend 1934 Ford Coupe	12:10.475	6	14.016	72.23	1:59.236
10	56		Marc LORD		Legend	12:16.403	6	19.944	71.65	2:00.735
11	17		Malcolm CLARK		Legend Ford Coupe	12:16.405	6	19.946	71.65	2:00.685
12	69		Gerard MCCOSH		Legend Ford Coupe	12:16.520	6	20.061	71.64	2:00.227
13	72		Glenn BURTENSHAW		Legend	12:16.946	6	20.487	71.60	2:00.243
14	54		Ian STURT		Legends Ford Taz	12:25.219	6	28.760	70.81	1:59.461
15	11		Simon BELCHER		Legends Ford Coupe	12:25.315	6	28.856	70.80	2:00.409
16	57		Ian COURT		Legend Ford Coupe	12:59.449	6	1:02.990	67.70	2:04.044
17	73		Christopher GRIEVE		Legend 37 Chevy	11:56.860	5	1 LAP	61.34	1:59.683
NOT CLASSIFIED										
2			Alastair TOPLEY		Legend Ford Coupe	10:05.765	5	D.N.F.	72.59	1:59.118
FASTEST LAP										
50			Dave NEWSHAM		Legends Ford Coupe	1:58.116	4	74.45mph		119.83kph

Weather/Track: Sunny/Dry

Rockingham Int
Circuit Length = 2.4430 miles.
Start: 15:04 End: 15:16

These results are provisional until the conclusion of any judicial and technical matters.

Clerk of Course:	Stewards:	Timekeeper:

Legends Cars Championship

LAP CHART - HEAT 1

Lap 1			Lap 2			Lap 3			Lap 4			Lap 5		
No	Behind	Laptime	No	Behind	Laptime	No	Behind	Laptime	No	Behind	Laptime	No	Behind	Laptime
32		2:02.395	32		1:59.206	32		1:58.154	32		1:58.575	32		1:58.772
50	1.932	2:04.327	73	2.584	1:59.683	50	4.387	1:59.840	50	3.928	1:58.116	79	4.248	1:58.703
43	1.989	2:04.384	43	2.700	1:59.917	79	4.746	1:58.457	79	4.317	1:58.146	50	5.346	2:00.190
19	2.078	2:04.473	50	2.701	1:59.975	81	4.758	1:59.004	81	5.597	1:59.414	81	6.752	1:59.927
73	2.107	2:04.502	81	3.908	2:00.561	43	6.881	2:02.335	2	7.490	1:59.118	2	8.663	1:59.945
2	2.144	2:04.539	79	4.443	2:00.456	2	6.947	2:00.652	43	8.771	2:00.465	19	11.292	2:01.226
81	2.553	2:04.948	2	4.449	2:01.511	19	7.104	2:00.211	19	8.838	2:00.309	43	11.784	2:01.785
79	3.193	2:05.588	19	5.047	2:02.175	41	7.366	2:00.453	41	8.838	2:00.047	41	11.824	2:01.758
56	3.363	2:05.758	41	5.067	4:06.668	54	8.509	2:00.239	97	9.548	1:59.236	97	12.500	2:01.724
11	4.396	2:06.791	97	5.848	2:00.354	97	8.887	2:01.193	54	9.395	1:59.461	92	12.581	2:01.060
97	4.700	2:07.095	56	5.851	2:01.694	92	9.000	1:59.969	92	10.293	1:59.868	72	16.966	2:02.716
92	4.491	2:06.886	54	6.424	2:01.133	56	10.382	2:02.685	56	12.542	2:00.735	17	17.237	2:03.392
54	4.497	2:06.892	17	7.167	2:00.685	17	10.384	2:01.371	17	12.617	2:00.808	69	17.360	2:01.601
72	5.094	2:07.489	11	7.356	2:02.166	72	11.354	2:01.758	72	13.022	2:00.243	56	17.236	2:03.466
17	5.688	2:08.083	92	7.185	2:01.900	69	12.879	2:01.957	69	14.531	2:00.227	54	21.836	2:11.213
69	7.988	2:10.383	72	7.750	2:01.862	11	19.423	2:10.221	11	25.494	2:04.646	11	27.804	2:01.082
57	7.991	2:10.386	69	9.076	2:00.294	73	26.004	2:21.574	57	48.770	2:04.044	57	54.910	2:04.912
			57	27.405	2:18.620P	57	43.301	2:14.050	73	1:14.079	2:46.650			

Weather/Track: Sunny/Dry

Rockingham Int
 Circuit Length = 2.4430 miles.
 Start: 15:04 End: 15:16

Legends Cars Championship

LAP CHART - HEAT 1

(contd.)

Lap 6			Lap 7			Lap 8			Lap 9			Lap 10		
No	Behind	Laptime	No	Behind	Laptime	No	Behind	Laptime	No	Behind	Laptime	No	Behind	Laptime
32		1:59.357												
73	1 LAP	2:44.451												
79	3.833	1:58.942												
50	5.119	1:59.130												
81	6.850	1:59.455												
19	12.726	2:00.791												
41	13.103	2:00.636												
92	13.686	2:00.462												
43	13.793	2:01.366												
97	14.016	2:00.873												
17	19.946	2:02.066												
69	20.061	2:02.058												
56	19.944	2:02.065												
72	20.487	2:02.878												
54	28.760	2:06.281												
11	28.856	2:00.409												
57	1:02.990	2:07.437												

Weather/Track: Sunny/Dry

Rockingham Int
 Circuit Length = 2.4430 miles.
 Start: 15:04 End: 15:16

Legends Cars Championship

RACE RESULT - HEAT 2

POS	NO	CL	NAME	NAT	ENTRY	TIME	LAPS	GAP	MPH	BEST
1	3		John jon HIGGINS		Legends Ford Coupe	11:56.535	6		73.64	1:58.156
2	73		Christopher GRIEVE		Legend 37 Chevy	12:02.724	6	6.189	73.01	1:57.851
3	43		Daniel CLARK		Legend	12:14.240	6	17.705	71.86	2:00.100
4	54		Ian STURT		Legends Ford Taz	12:14.618	6	18.083	71.83	2:00.259
5	40		Paul THOMPSON		Legend Ford Sedan	12:14.708	6	18.173	71.82	1:59.619
6	18		Dave MOORE		Legend Chevy Sedan	12:14.728	6	18.193	71.82	1:58.623
7	14		Steve MILLS		Legend Ford Coupe	12:15.221	6	18.686	71.77	2:00.679
8	69		Gerard MCCOSH		Legend Ford Coupe	12:21.601	6	25.066	71.15	2:00.733
9	81		Derek PIERCE		Legend	12:29.337	6	32.802	70.42	1:59.643
10	76		Neil TRESSLER		Legend Ford Sedan	12:29.850	6	33.315	70.37	2:02.829
11	85		Iain HOLDEN		Legends Chevy Coupe	12:35.634	6	39.099	69.83	2:04.135
12	77		Robin WEBB		Legends Chevy Coupe	12:50.857	6	54.322	68.45	2:05.459
13	65		Nick EVANS		Legend Ford Coupe	13:50.094	5	1 LAP	52.97	2:01.491
NOT CLASSIFIED										
	92		Richard GRINDROD		Legend Ford		0	D.N.F.	N/A	
	41		Steve THOMPSON		Legend 34 Chevy Coupe		0	D.N.F.	N/A	
	11		Simon BELCHER		Legends Ford Coupe		0	D.N.F.	N/A	
	56		Marc LORD		Legend		0	D.N.F.	N/A	
FASTEST LAP										
	73		Christopher GRIEVE		Legend 37 Chevy	1:57.851	3	74.62mph	120.09kph	

Weather/Track: Bright/Dry

Rockingham Int
Circuit Length = 2.4430 miles.
Start: 10:05 End: 10:17

These results are provisional until the conclusion of any judicial and technical matters.

Clerk of Course:	Stewards:	Timekeeper:
------------------	-----------	-------------

Legends Cars Championship

LAP CHART - HEAT 2

Lap 1			Lap 2			Lap 3			Lap 4			Lap 5		
No	Behind	Laptime	No	Behind	Laptime	No	Behind	Laptime	No	Behind	Laptime	No	Behind	Laptime
3		2:03.267	3		1:58.798	3		1:58.156	3		1:58.561	3		1:58.499
73	0.084	2:03.351	73	0.359	1:59.073	73	0.054	1:57.851	73	0.098	1:58.605	73	2.165	2:00.566
54	3.272	2:06.539	43	7.906	2:01.986	54	9.824	2:00.259	54	12.575	2:01.312	43	16.003	2:01.899
43	4.718	2:07.985	54	7.721	2:03.247	43	9.850	2:00.100	43	12.603	2:01.314	54	16.187	2:02.111
14	5.483	2:08.750	14	9.826	2:03.141	14	12.471	2:00.801	14	14.770	2:00.860	40	16.217	1:59.619
40	5.890	2:09.157	40	10.024	2:02.932	40	12.571	2:00.703	18	14.678	1:59.074	18	16.945	2:00.766
76	8.538	2:11.805	18	13.698	2:00.468	18	14.165	1:58.623	40	15.097	2:01.087	14	16.950	2:00.679
85	8.632	2:11.899	76	14.173	2:04.433	69	18.656	2:01.499	69	20.949	2:00.854	69	23.440	2:00.990
81	11.131	2:14.398	85	13.969	2:04.135	76	18.846	2:02.829	76	23.425	2:03.140	76	28.311	2:03.385
18	12.028	2:15.295	69	15.313	2:00.733	85	20.300	2:04.487	81	23.486	1:59.643	81	31.545	2:06.558
69	13.378	2:16.645	81	20.337	2:08.004	81	22.404	2:00.223	85	27.059	2:05.320	85	33.831	2:05.271
77	17.748	2:21.015	77	24.409	2:05.459	77	31.754	2:05.501	77	40.462	2:07.269	77	47.998	2:06.035
			65	1 LAP	5:38.741	65	1 LAP	2:04.060	65	1 LAP	2:01.925	65	1 LAP	2:01.491

Weather/Track: Bright/Dry

Rockingham Int
 Circuit Length = 2.4430 miles.
 Start: 10:05 End: 10:17

Legends Cars Championship

LAP CHART - HEAT 2

(contd.)

Lap 6			Lap 7			Lap 8			Lap 9			Lap 10		
No	Behind	Laptime	No	Behind	Laptime	No	Behind	Laptime	No	Behind	Laptime	No	Behind	Laptime
3		1:59.254												
73	6.189	2:03.278												
43	17.705	2:00.956												
54	18.083	2:01.150												
40	18.173	2:01.210												
18	18.193	2:00.502												
14	18.686	2:00.990												
69	25.066	2:00.880												
81	32.802	2:00.511												
76	33.315	2:04.258												
85	39.099	2:04.522												
77	54.322	2:05.578												
65	1 LAP	2:03.877												

Weather/Track: Bright/Dry

Rockingham Int
 Circuit Length = 2.4430 miles.
 Start: 10:05 End: 10:17

Legends Cars Championship

RACE RESULT - HEAT 3

POS	NO	CL	NAME	NAT	ENTRY	TIME	LAPS	GAP	MPH	BEST
1	50		Dave NEWSHAM		Legends Ford Coupe	11:57.277	6		73.56	1:58.671
2	3		John jon HIGGINS		Legends Ford Coupe	11:59.012	6	1.735	73.39	1:57.695
3	79		Jamie CLARKE		Legend 1934 Ford Coupe	11:59.042	6	1.765	73.38	1:58.682
4	40		Paul THOMPSON		Legend Ford Sedan	12:13.929	6	16.652	71.89	2:00.971
5	19		Lawrence DAVEY		Legend	12:13.952	6	16.675	71.89	2:00.820
6	32		Peter MORTON		Legends Ford Coupe	12:13.953	6	16.676	71.89	1:58.281
7	14		Steve MILLS		Legend Ford Coupe	12:17.747	6	20.470	71.52	2:01.579
8	17		Malcolm CLARK		Legend Ford Coupe	12:22.054	6	24.777	71.11	2:00.082
9	97		Jim CLARKE		Legend 1934 Ford Coupe	12:22.351	6	25.074	71.08	2:00.684
10	65		Nick EVANS		Legend Ford Coupe	12:23.113	6	25.836	71.01	2:00.265
11	76		Neil TRESSLER		Legend Ford Sedan	12:44.004	6	46.727	69.06	2:03.206
12	85		Iain HOLDEN		Legends Chevy Coupe	12:44.590	6	47.313	69.01	2:05.072
13	57		Ian COURT		Legend Ford Coupe	12:50.478	6	53.201	68.48	2:04.722
14	2		Alastair TOPLEY		Legend Ford Coupe	12:55.509	6	58.232	68.04	1:58.244
NOT CLASSIFIED										
	18		Dave MOORE		Legend Chevy Sedan	6:11.195	3	D.N.F.	71.08	2:00.713
	77		Robin WEBB		Legends Chevy Coupe		0	D.N.F.	N/A	
	72		Glenn BURTENSHAW		Legend		0	D.N.F.	N/A	
FASTEST LAP										
	3		John jon HIGGINS		Legends Ford Coupe	1:57.695	3	74.72mph		120.25kph

Weather/Track: Bright/Dry

Rockingham Int
Circuit Length = 2.4430 miles.
Start: 13:27 End: 13:39

These results are provisional until the conclusion of any judicial and technical matters.

Clerk of Course:	Stewards:	Timekeeper:
------------------	-----------	-------------

Legends Cars Championship

LAP CHART - HEAT 3

Lap 1			Lap 2			Lap 3			Lap 4			Lap 5		
No	Behind	Laptime	No	Behind	Laptime	No	Behind	Laptime	No	Behind	Laptime	No	Behind	Laptime
14		2:02.438	79		1:58.979	50		1:58.671	50		1:59.165	50		1:58.675
50	0.191	2:02.629	50	0.016	1:59.107	79	0.047	1:58.734	79	0.994	2:00.112	79	1.001	1:58.682
79	0.303	2:02.741	3	1.384	2:00.113	3	0.392	1:57.695	3	1.106	1:59.879	3	1.032	1:58.601
18	0.032	2:02.470	18	1.463	2:00.713	14	5.626	2:01.579	14	9.647	2:03.186	40	13.025	2:01.961
3	0.553	2:02.991	14	2.734	2:02.016	40	5.666	2:00.971	40	9.739	2:03.238	19	13.134	2:02.003
40	0.911	2:03.349	97	3.300	2:00.684	17	5.891	2:00.082	19	9.806	2:02.633	32	13.786	2:02.200
97	1.898	2:04.336	40	3.382	2:01.753	19	6.338	2:01.562	17	10.059	2:03.333	14	15.186	2:04.214
19	1.925	2:04.363	19	3.463	2:00.820	32	6.428	2:01.072	32	10.261	2:02.998	17	20.309	2:08.925
17	2.622	2:05.060	2	3.681	1:58.244	2	8.206	2:03.212	2	15.007	2:05.966	97	21.381	2:02.103
2	4.719	2:07.157	32	4.043	1:58.281	18	10.788	2:08.012	97	17.953	2:03.365	65	24.601	2:01.347
32	5.044	2:07.482	17	4.496	2:01.156	97	13.753	2:09.140	65	21.929	2:03.005	2	35.017	2:18.685
85	8.266	2:10.704	65	13.017	2:02.390	65	18.089	2:03.759	57	28.582	2:05.759	85	41.271	2:05.679
57	9.859	2:12.297	57	15.299	2:04.722	57	21.988	2:05.376	85	34.267	2:06.311	76	41.532	2:03.206
65	9.909	2:12.347	85	19.672	2:10.688	85	27.121	2:06.136	76	37.001	2:04.213	57	45.284	2:15.377
76	19.088	2:21.526	76	25.003	2:05.197	76	31.953	2:05.637						

Weather/Track: Bright/Dry

Rockingham Int
 Circuit Length = 2.4430 miles.
 Start: 13:27 End: 13:39

Legends Cars Championship

LAP CHART - HEAT 3

(contd.)

Lap 6			Lap 7			Lap 8			Lap 9			Lap 10		
No	Behind	Laptime	No	Behind	Laptime	No	Behind	Laptime	No	Behind	Laptime	No	Behind	Laptime
50		1:59.030												
3	1.735	1:59.733												
79	1.765	1:59.794												
40	16.652	2:02.657												
19	16.675	2:02.571												
32	16.676	2:01.920												
14	20.470	2:04.314												
17	24.777	2:03.498												
97	25.074	2:02.723												
65	25.836	2:00.265												
76	46.727	2:04.225												
85	47.313	2:05.072												
57	53.201	2:06.947												
2	58.232	2:22.245												

Weather/Track: Bright/Dry

Rockingham Int
 Circuit Length = 2.4430 miles.
 Start: 13:27 End: 13:39

Legends Cars Championship

RACE RESULT - FINAL

POS	NO	CL	NAME	NAT	ENTRY	TIME	LAPS	GAP	MPH	BEST
1	3		John jon HIGGINS		Legends Ford Coupe	19:38.501	9		67.16	1:59.038
2	81		Derek PIERCE		Legend	19:41.340	9	2.839	67.00	1:58.878
3	50		Dave NEWSHAM		Legends Ford Coupe	19:41.821	9	3.320	66.97	1:59.274
4	32		Peter MORTON		Legends Ford Coupe	19:42.394	9	3.893	66.94	1:58.019
5	79		Jamie CLARKE		Legend 1934 Ford Coupe	19:42.424	9	3.923	66.94	1:57.816
6	73		Christopher GRIEVE		Legend 37 Chevy	19:42.965	9	4.464	66.91	1:58.474
7	43		Daniel CLARK		Legend	19:42.985	9	4.484	66.91	1:58.224
8	41		Steve THOMPSON		Legend 34 Chevy Coupe	19:48.415	9	9.914	66.60	2:00.401
9	2		Alastair TOPLEY		Legend Ford Coupe	19:49.337	9	10.836	66.55	1:59.039
10	54		Ian STURT		Legends Ford Taz	19:52.463	9	13.962	66.37	2:00.299
11	92		Richard GRINDROD		Legend Ford	19:52.478	9	13.977	66.37	1:59.976
12	97		Jim CLARKE		Legend 1934 Ford Coupe	19:52.643	9	14.142	66.36	2:00.278
13	72		Glenn BURTENSHAW		Legend	19:54.264	9	15.763	66.27	2:00.434
14	65		Nick EVANS		Legend Ford Coupe	19:54.410	9	15.909	66.27	2:00.741
15	69		Gerard MCCOSH		Legend Ford Coupe	19:54.980	9	16.479	66.23	2:00.492
16	17		Malcolm CLARK		Legend Ford Coupe	19:55.607	9	17.106	66.20	2:01.022
17	76		Neil TRESSLER		Legend Ford Sedan	20:05.004	9	26.503	65.68	2:03.443
18	19		Lawrence DAVEY		Legend	20:05.683	9	27.182	65.65	1:59.967
19	56		Marc LORD		Legend	20:06.010	9	27.509	65.63	2:02.365
20	57		Ian COURT		Legend Ford Coupe	21:04.397	9	1:25.896	62.60	2:06.374

NOT CLASSIFIED

14			Steve MILLS		Legend Ford Coupe	15:48.488	7	D.N.F.	64.90	2:01.047
11			Simon BELCHER		Legends Ford Coupe	8:23.979	4	D.N.F.	69.80	2:01.445
18			Dave MOORE		Legend Chevy Sedan	6:03.873	3	D.N.F.	72.51	2:00.054
85			Iain HOLDEN		Legends Chevy Coupe	6:23.754	3	D.N.F.	68.75	2:06.472
40			Paul THOMPSON		Legend Ford Sedan	4:09.751	2	D.N.F.	70.42	2:02.082
77			Robin WEBB		Legends Chevy Coupe	2:12.881	1	D.N.F.	66.18	2:12.881

FASTEST LAP

79			Jamie CLARKE		Legend 1934 Ford Coupe	1:57.816	5	74.64mph		120.13kph
----	--	--	--------------	--	------------------------	----------	---	----------	--	-----------

Weather/Track: Bright/Dry

Rockingham Int
Circuit Length = 2.4430 miles.
Start: 14:53 End: 15:13

These results are provisional until the conclusion of any judicial and technical matters.

Clerk of Course:	Stewards:	Timekeeper:

Legends Cars Championship

LAP CHART - FINAL

Lap 1			Lap 2			Lap 3			Lap 4			Lap 5			
No	Behind	Laptime	No	Behind	Laptime	No	Behind	Laptime	No	Behind	Laptime	No	Behind	Laptime	
18		2:03.155	50		1:59.993	50		1:59.274	50		1:59.280	50		1:59.641	
41	0.297	2:03.452	41	0.117	2:00.552	3	0.095	1:59.439	3	0.054	1:59.239	3	0.057	1:59.644	
73	0.296	2:03.451	71	382	47.226	1:59.180	18	0.712	2:00.054	81	1.220	1:59.296	81	0.457	1:58.878
50	0.739	2:03.894	71	382	47.228	2:00.664	81	1.204	1:59.966	73	0.836	1:58.903	73	0.289	1:59.094
81	1.387	2:04.542	81	0.512	1:59.857	73	1.213	1:59.051	32	2.366	1:58.102	32	0.744	1:58.019	
3	1.482	2:04.637	2	0.709	1:59.956	41	1.962	2:01.119	79	2.793	1:58.080	79	0.968	1:57.816	
2	1.485	2:04.640	73	1.436	2:01.872	2	2.007	2:00.572	2	2.885	2:00.158	2	2.283	1:59.039	
72	1.740	2:04.895	19	2.948	2:01.654	32	3.544	1:58.773	41	3.767	2:01.085	41	5.824	2:01.698	
19	2.026	2:05.181	14	3.862	2:01.567	79	3.993	1:58.952	43	4.700	1:59.615	43	5.943	2:00.884	
56	2.477	2:05.632	32	4.045	2:00.712	19	4.012	2:00.338	19	4.699	1:59.967	19	6.123	2:01.065	
14	3.027	2:06.182	79	4.315	2:00.763	43	4.365	1:59.199	72	7.523	2:00.975	14	9.453	2:01.073	
43	3.248	2:06.403	43	4.440	2:01.924	14	5.820	2:01.232	14	8.021	2:01.481	72	12.192	2:04.310	
65	3.388	2:06.543	72	4.668	2:03.660	72	5.828	2:00.434	97	11.277	2:01.921	97	12.575	2:00.939	
32	4.065	2:07.220	56	5.331	2:03.586	65	8.031	2:01.893	65	11.327	2:02.576	54	13.391	2:01.280	
11	4.290	2:07.445	65	5.412	2:02.756	17	8.229	2:01.827	54	11.752	2:02.574	65	13.518	2:01.832	
79	4.284	2:07.439	17	5.676	2:01.156	56	8.422	2:02.365	92	14.320	2:04.939	92	15.482	2:00.803	
40	4.514	2:07.669	54	5.737	2:01.249	54	8.458	2:01.995	56	14.569	2:05.427	56	19.168	2:04.240	
92	4.725	2:07.880	40	5.864	2:02.082	97	8.636	2:01.384	69	18.008	2:01.145	69	21.270	2:02.903	
97	5.417	2:08.572	97	6.526	2:01.841	92	8.661	2:01.589	17	18.035	2:09.086	17	21.049	2:02.655	
54	5.220	2:08.375	92	6.346	2:02.353	69	16.143	2:01.879	11	21.538	2:01.445	76	34.678	2:06.685	
17	5.252	2:08.407	76	13.374	2:07.584	11	19.373	2:03.302	76	27.634	2:06.504	57	1:13.714	2:09.303	
76	6.522	2:09.677	69	13.538	2:05.449	76	20.410	2:06.310	57	1:04.052	2:42.814				
85	6.539	2:09.694	85	13.395	2:07.588	57	20.518	2:06.374							
57	7.263	2:10.418	57	13.418	2:06.887	85	20.593	2:06.472							
69	8.821	2:11.976	11	15.345	2:11.787										
77	9.726	2:12.881													

Weather/Track: Bright/Dry

Rockingham Int
 Circuit Length = 2.4430 miles.
 Start: 14:53 End: 15:13

Legends Cars Championship

LAP CHART - FINAL

(contd.)

Lap 6			Lap 7			Lap 8			Lap 9			Lap 10		
No	Behind	Laptime	No	Behind	Laptime	No	Behind	Laptime	No	Behind	Laptime	No	Behind	Laptime
3		3:38.599	3		1:59.231	3		1:59.494	3		1:59.038			
50	0.503	3:39.159	73	0.050	1:58.474	50	2.191	2:00.769	81	2.839	1:59.565			
73	0.807	3:39.174	50	0.916	1:59.644	81	2.312	2:00.623	50	3.320	2:00.167			
81	1.416	3:39.615	81	1.183	1:58.998	73	2.925	2:02.369	79	3.923	1:58.810			
32	2.516	3:40.428	32	3.413	2:00.128	32	2.955	1:59.036	32	3.893	1:59.976			
79	2.899	3:40.587	79	5.098	2:01.430	79	4.151	1:58.547	43	4.484	1:58.224			
2	4.510	3:40.883	43	5.525	1:59.170	43	5.298	1:59.267	73	4.464	2:00.577			
41	5.443	3:38.275	2	5.618	2:00.339	41	8.303	2:01.184	41	9.914	2:00.649			
43	5.586	3:38.299	41	6.613	2:00.401	2	8.305	2:02.181	2	10.836	2:01.569			
19	5.627	3:38.160	14	8.519	2:01.047	97	11.853	2:02.348	97	14.142	2:01.327			
14	6.703	3:35.906	97	8.999	2:00.278	92	11.855	2:00.900	54	13.962	2:01.126			
72	7.304	3:33.768	72	9.056	2:00.983	54	11.874	2:01.865	92	13.977	2:01.160			
97	7.952	3:34.033	54	9.503	2:00.299	72	12.640	2:03.078	72	15.763	2:02.161			
54	8.435	3:33.700	92	10.449	1:59.976	65	12.650	2:01.138	65	15.909	2:02.297			
65	9.496	3:34.634	65	11.006	2:00.741	69	15.025	2:01.351	69	16.479	2:00.492			
92	9.704	3:32.878	69	13.168	2:00.921	17	15.122	2:01.108	17	17.106	2:01.022			
56	10.577	3:30.065	17	13.508	2:01.970	76	20.633	2:03.886	76	26.503	2:04.908			
17	10.769	3:28.376	76	16.241	2:03.443	56	24.157	2:03.053	19	27.182	2:00.681			
69	11.478	3:28.864	19	18.682	2:12.286P	19	25.539	2:06.351	56	27.509	2:02.390			
76	12.029	3:16.007	56	20.598	2:09.252	57	1:01.663	2:22.758	57	1:25.896	2:23.271			
57	12.928	2:37.870	57	38.399	2:24.702									

Weather/Track: Bright/Dry

Rockingham Int
 Circuit Length = 2.4430 miles.
 Start: 14:53 End: 15:13

Pickup Truck Racing Championship

FREE PRACTICE

POS	NO	CL	NAME	NAT	ENTRY	TIME	LAPS	GAP	MPH
1	16		Steve DANCE		Pickup Sport 2.0L	40.359	45		131.92
2	74		Paul POULTER		Pickup Sport 2.0L	40.444	29	0.085	131.64
3	21		Kelly-jayne WELLS		Pickup Sport 2.0L	40.696	47	0.337	130.83
4	9		Peter WIKLINSON		Pickup Sport 2.0L	40.738	33	0.379	130.69
5	6		Robert BUTTERFIELD		Pickup Sport 2.0L	40.830	37	0.471	130.40
6	39		Karl TURNER		Pickup Sport 2.0L	41.092	45	0.733	129.57
7	65		Mark WILLIS		Pickup Sport 2.0L	41.124	32	0.765	129.47
8	15		Simon CARR		Pickup Sport 2.0L	41.145	49	0.786	129.40
9	98		Anthony HAWKINS		Pickup Sport 2.0L	41.151	41	0.792	129.38
10	63		Philip WHITE		Pickup Sport 2.0L	41.156	20	0.797	129.37
11	93		Michael SMITH		Pickup Sport 2.0L	41.229	40	0.870	129.14
12	22		Nic GRINDROD		Pickup Sport 2.0L	41.271	26	0.912	129.01
13	66		Martin HEATH		Pickup Sport 2.0L	41.388	40	1.029	128.64
14	88		Graham FRANCE		Pickup Sport 2.0L	41.480	44	1.121	128.36
15	11		Frank FRANCIS		Pickup Sport 2.0L	41.543	17	1.184	128.16
16	4		Peter STEVENS		Pickup Truck 2.0L	41.648	57	1.289	127.84
17	8		Jonathan MANN		Pickup Sport 2.0L	41.787	34	1.428	127.41
18	33		Stephen PESTER		Pickup Sport 2.0L	41.949	53	1.590	126.92
19	5		Paul THURGOOD		Pickup Sport 2.0L	42.011	42	1.652	126.73
20	2		Dave BRIGGS		Pickup Sport 2.0L	42.016	31	1.657	126.72
21	23		Richard NOVELL		Pickup Sport 2.0L	42.364	15	2.005	125.68
22	55		Tony MUMFORD		Pickup Sport 2.0L	42.907	18	2.548	124.09
23	69		Lee ROGERS		Pickup Sport 2.0L	43.083	22	2.724	123.58
24	29		Steve PEARCE		Pickup Sport 2.0L	43.125	25	2.766	123.46

Weather/Track: Bright/Dry

Rockingham Oval
Circuit Length = 1.4790 miles.
Start: 17:12 End: 17:59

These results are provisional until the conclusion of any judicial and technical matters.

Clerk of Course:	Stewards:	Timekeeper:
------------------	-----------	-------------

Pickup Truck Racing Championship LAP ANALYSIS - FREE PRACTICE

2	Dave BRIGGS										Pickup Sport 2.0L																																																																																																												
1 -	4:38.064	6 -	42.210	11 -	59.654P	16 -	42.743	21 -	43.910	26 -	5:07.572	31 -	42.353	2 -	44.386	7 -	43.723	12 -	5:50.408	17 -	42.717	22 -	42.362	27 -	43.656	3 -	58.365P	8 -	43.220	13 -	43.680	18 -	58.829P	23 -	42.093	28 -	43.993	4 -	1:59.717	9 -	42.552	14 -	42.687	19 -	5:05.424P	24 -	42.571	29 -	42.472	5 -	42.962	10 -	43.275	15 -	42.581	20 -	8:18.444	25 -	57.866P	30 -	42.016																																																										
4	Peter STEVENS										Pickup Truck 2.0L																																																																																																												
1 -	4:11.906	11 -	42.404	21 -	41.861	31 -	43.098	41 -	43.020	51 -	43.242	2 -	44.125	12 -	43.468	22 -	42.909	32 -	42.295	42 -	42.938	52 -	42.413	3 -	43.118	13 -	42.911	23 -	3:18.134P	33 -	42.724	43 -	43.540	53 -	43.097	4 -	42.000	14 -	42.874	24 -	1:02.849	34 -	43.105	44 -	42.508	54 -	2:57.518P	5 -	42.364	15 -	43.390	25 -	48.688	35 -	42.818	45 -	42.723	55 -	55.762	6 -	41.798	16 -	42.321	26 -	47.525	36 -	43.097	46 -	42.697	56 -	43.759	7 -	42.432	17 -	42.934	27 -	47.760	37 -	43.650	47 -	42.415	57 -	43.128	8 -	44.236	18 -	42.034	28 -	43.438	38 -	43.343	48 -	41.956			9 -	42.693	19 -	41.648	29 -	42.776	39 -	43.270	49 -	41.954			10 -	43.251	20 -	42.465	30 -	43.348	40 -	42.785	50 -	42.483		
5	Paul THURGOOD										Pickup Sport 2.0L																																																																																																												
1 -	X:00.000	11 -	1:04.749P	21 -	43.383	31 -	42.073	41 -	42.550	2 -	49.483	12 -	6:40.967	22 -	42.933	32 -	42.561	42 -	42.902	3 -	47.561	13 -	43.399	23 -	42.888	33 -	42.981					4 -	43.466	14 -	43.244	24 -	43.246	34 -	42.625					5 -	42.609	15 -	43.039	25 -	43.020	35 -	43.392					6 -	42.658	16 -	43.004	26 -	42.710	36 -	43.099					7 -	43.142	17 -	42.357	27 -	42.466	37 -	43.735					8 -	43.003	18 -	42.866	28 -	42.925	38 -	44.607					9 -	43.641	19 -	59.916P	29 -	44.053	39 -	42.960					10 -	42.344	20 -	4:04.084	30 -	42.011	40 -	42.355								
6	Robert BUTTERFIELD										Pickup Sport 2.0L																																																																																																												
1 -	3:55.977	11 -	3:00.339P	21 -	41.366	31 -	41.358	2 -	44.539	12 -	58.956	22 -	41.803	32 -	41.308	3 -	43.177	13 -	44.701	23 -	41.130	33 -	41.296	4 -	42.378	14 -	42.507	24 -	41.966	34 -	41.363	5 -	42.149	15 -	41.839	25 -	42.420	35 -	41.468	6 -	42.363	16 -	41.486	26 -	40.830	36 -	41.422	7 -	41.562	17 -	41.951	27 -	41.360	37 -	41.466	8 -	41.547	18 -	41.929	28 -	2:22.986P			9 -	42.733	19 -	41.394	29 -	55.033			10 -	42.519	20 -	41.560	30 -	41.048																																										
8	Jonathan MANN										Pickup Sport 2.0L																																																																																																												
1 -	3:43.302	6 -	5:52.985	11 -	41.875	16 -	42.834	21 -	4:25.996	26 -	42.178	31 -	42.084	2 -	42.820	7 -	43.345	12 -	41.787	17 -	42.306	22 -	42.745	27 -	42.249	32 -	42.229	3 -	42.443	8 -	42.512	13 -	42.480	18 -	42.010	23 -	42.382	28 -	58.823P	33 -	42.181	4 -	42.204	9 -	42.435	14 -	41.823	19 -	42.768	24 -	42.260	29 -	1:40.902	34 -	1:07.248P	5 -	1:03.121P	10 -	42.905	15 -	42.359	20 -	1:02.625P	25 -	42.269	30 -	42.561																																																				

Weather/Track: Bright/Dry

Rockingham Oval
Circuit Length = 1.4790 miles.
Start: 17:12 End: 17:59

Pickup Truck Racing Championship

LAP ANALYSIS - FREE PRACTICE

(contd.)

9	Peter WIKLINSON										Pickup Sport 2.0L																																																																																						
1 -	4:20.180	6 -	41.942	11 -	42.803	16 -	43.702	21 -	52.561	26 -	41.643	31 -	41.768	2 -	48.251	7 -	41.695	12 -	42.572	17 -	40.738	22 -	41.899	27 -	4:13.180P	32 -	41.481	3 -	45.603	8 -	41.258	13 -	41.424	18 -	40.869	23 -	42.012	28 -	50.822	33 -	41.356	4 -	44.932	9 -	3:10.178P	14 -	41.060	19 -	41.322	24 -	41.562	29 -	41.588	5 -	42.033	10 -	52.847	15 -	42.720	20 -	5:40.049P	25 -	42.040	30 -	41.588																																
11	Frank FRANCIS										Pickup Sport 2.0L																																																																																						
1 -	3:42.807	6 -	5:40.032	11 -	42.053	16 -	47.002	2 -	42.653	7 -	42.653	12 -	41.624	17 -	58.774P	3 -	41.543	8 -	41.878	13 -	1:13.955P	4 -	41.911	9 -	42.352	14 -	3:28.234P	5 -	1:01.910P	10 -	42.271	15 -	7:45.205																																																																
15	Simon CARR										Pickup Sport 2.0L																																																																																						
1 -	3:50.193	11 -	43.837	21 -	42.626	31 -	43.775	41 -	41.145	2 -	46.366	12 -	43.439	22 -	42.703	32 -	41.635	42 -	3:35.489P	3 -	1:55.925P	13 -	43.583	23 -	42.671	33 -	41.599	43 -	1:01.523	4 -	53.337	14 -	43.401	24 -	42.247	34 -	41.671	44 -	42.285	5 -	43.657	15 -	1:57.900P	25 -	41.799	35 -	41.199	45 -	41.859	6 -	43.404	16 -	53.664	26 -	42.469	36 -	41.921	46 -	2:59.874P	7 -	1:47.582P	17 -	43.517	27 -	42.389	37 -	42.964	47 -	51.548	8 -	54.631	18 -	42.699	28 -	42.329	38 -	41.810	48 -	45.776	9 -	43.864	19 -	42.012	29 -	2:29.040P	39 -	42.214	49 -	42.723	10 -	42.852	20 -	41.895	30 -	53.198	40 -	41.503
16	Steve DANCE										Pickup Sport 2.0L																																																																																						
1 -	3:45.238	11 -	42.109	21 -	40.751	31 -	51.538	41 -	49.875	2 -	42.449	12 -	7:11.554P	22 -	4:48.757P	32 -	41.532	42 -	41.248	3 -	41.236	13 -	48.902	23 -	49.943	33 -	43.054	43 -	41.054	4 -	41.075	14 -	41.477	24 -	40.972	34 -	44.958	44 -	41.497	5 -	40.923	15 -	40.835	25 -	40.760	35 -	40.799	45 -	42.246	6 -	41.148	16 -	40.681	26 -	40.743	36 -	40.784	7 -	40.944	17 -	40.789	27 -	40.654	37 -	40.967	8 -	40.887	18 -	40.359	28 -	40.753	38 -	41.375	9 -	40.702	19 -	41.669	29 -	40.568	39 -	42.296	10 -	40.452	20 -	40.525	30 -	3:23.958P	40 -	2:26.355P								
21	Kelly-jayne WELLS										Pickup Sport 2.0L																																																																																						
1 -	3:54.706	11 -	41.998	21 -	47.515	31 -	41.050	41 -	40.696	2 -	43.356	12 -	41.649	22 -	3:53.846P	32 -	40.779	42 -	41.084	3 -	44.636	13 -	41.949	23 -	53.990	33 -	6:30.373P	43 -	4:43.047P	4 -	42.997	14 -	41.368	24 -	43.106	34 -	55.500	44 -	50.969	5 -	42.078	15 -	41.446	25 -	45.171	35 -	42.040	45 -	41.296	6 -	42.176	16 -	42.721	26 -	42.264	36 -	41.613	46 -	41.531	7 -	41.693	17 -	42.834	27 -	42.255	37 -	41.230	47 -	41.789	8 -	41.374	18 -	41.850	28 -	42.871	38 -	40.745	9 -	43.000	19 -	41.421	29 -	42.100	39 -	41.732	10 -	41.650	20 -	48.558	30 -	41.399	40 -	40.874				

Weather/Track: Bright/Dry

Rockingham Oval
Circuit Length = 1.4790 miles.
Start: 17:12 End: 17:59

Pickup Truck Racing Championship

LAP ANALYSIS - FREE PRACTICE

(contd.)

22	Nic GRINDROD	Pickup Sport 2.0L									
1 -	4:30.830	6 -	46.173	11 -	50.239	16 -	41.329	21 -	41.785	26 -	41.991
2 -	44.848	7 -	46.678	12 -	42.400	17 -	41.276	22 -	9:16.064P		
3 -	45.335	8 -	46.668	13 -	42.824	18 -	5:58.194P	23 -	51.050		
4 -	45.275	9 -	47.214	14 -	42.130	19 -	52.999	24 -	41.271		
5 -	45.407	10 -	5:16.619P	15 -	41.577	20 -	41.996	25 -	41.301		
23	Richard NOVELL	Pickup Sport 2.0L									
1 -	4:06.420	6 -	42.624	11 -	43.027						
2 -	45.142	7 -	43.262	12 -	43.024						
3 -	44.271	8 -	43.296	13 -	1:03.770P						
4 -	43.286	9 -	43.330	14 -	6:42.910						
5 -	42.364	10 -	42.792	15 -	1:06.016P						
29	Steve PEARCE	Pickup Sport 2.0L									
1 -	6:38.161P	6 -	48.327	11 -	44.834	16 -	44.363	21 -	51.554		
2 -	1:00.332	7 -	6:26.287P	12 -	44.863	17 -	44.232	22 -	44.173		
3 -	49.231	8 -	56.863	13 -	45.707	18 -	44.582	23 -	43.125		
4 -	45.695	9 -	45.331	14 -	46.578	19 -	45.133	24 -	43.888		
5 -	47.515	10 -	45.159	15 -	46.660	20 -	X:00.000P	25 -	44.536		
33	Stephen PESTER	Pickup Sport 2.0L									
1 -	4:06.129	11 -	43.229	21 -	42.693	31 -	42.887	41 -	42.890	51 -	42.849
2 -	45.230	12 -	43.671	22 -	42.131	32 -	43.624	42 -	42.940	52 -	42.441
3 -	45.357	13 -	42.919	23 -	41.949	33 -	9:05.949P	43 -	43.457	53 -	43.234
4 -	42.568	14 -	43.208	24 -	42.461	34 -	56.570	44 -	42.697		
5 -	42.442	15 -	43.305	25 -	42.525	35 -	42.747	45 -	42.654		
6 -	42.612	16 -	42.353	26 -	42.294	36 -	42.746	46 -	42.632		
7 -	43.207	17 -	43.215	27 -	42.858	37 -	42.624	47 -	42.597		
8 -	43.713	18 -	42.637	28 -	42.414	38 -	42.914	48 -	43.259		
9 -	42.901	19 -	42.705	29 -	42.954	39 -	43.072	49 -	43.460		
10 -	42.898	20 -	43.057	30 -	42.913	40 -	43.080	50 -	43.172		
39	Karl TURNER	Pickup Sport 2.0L									
1 -	4:39.537	11 -	41.394	21 -	42.064	31 -	41.999	41 -	42.348		
2 -	41.092	12 -	42.163	22 -	42.144	32 -	41.777	42 -	42.264		
3 -	42.410	13 -	41.245	23 -	41.698	33 -	41.893	43 -	43.524		
4 -	42.227	14 -	41.535	24 -	41.589	34 -	1:04.378P	44 -	42.330		
5 -	42.192	15 -	42.546	25 -	41.438	35 -	3:19.427	45 -	42.009		
6 -	42.171	16 -	42.837	26 -	41.250	36 -	44.386				
7 -	42.558	17 -	42.035	27 -	41.589	37 -	43.055				
8 -	42.776	18 -	41.443	28 -	42.325	38 -	41.442				
9 -	42.597	19 -	57.643P	29 -	1:02.814P	39 -	41.881				
10 -	42.503	20 -	7:29.908	30 -	3:22.021	40 -	43.198				
55	Tony MUMFORD	Pickup Sport 2.0L									
1 -	4:46.151	6 -	44.584	11 -	43.409	16 -	44.389				
2 -	45.253	7 -	7:34.103P	12 -	44.685	17 -	45.459				
3 -	42.970	8 -	52.895	13 -	43.266	18 -	44.450				
4 -	42.907	9 -	43.867	14 -	44.432						
5 -	43.233	10 -	43.304	15 -	45.890						

Weather/Track: Bright/Dry

Rockingham Oval
 Circuit Length = 1.4790 miles.
 Start: 17:12 End: 17:59

Pickup Truck Racing Championship

LAP ANALYSIS - FREE PRACTICE

(contd.)

63	Philip WHITE	Pickup Sport 2.0L											
1 -	4:11.193	6 -	42.034	11 -	41.878	16 -	41.156						
2 -	41.570	7 -	42.168	12 -	50.568P	17 -	42.324						
3 -	42.283	8 -	41.293	13 -	7:05.952	18 -	48.108						
4 -	41.348	9 -	41.895	14 -	42.126	19 -	42.499						
5 -	41.216	10 -	45.429	15 -	41.839	20 -	54.639P						
65	Mark WILLIS	Pickup Sport 2.0L											
1 -	4:22.727	6 -	41.280	11 -	41.941	16 -	41.296	21 -	41.371	26 -	41.531	31 -	41.911
2 -	44.003	7 -	41.276	12 -	42.118	17 -	41.329	22 -	41.492	27 -	41.560	32 -	41.443
3 -	41.965	8 -	41.566	13 -	6:56.707P	18 -	41.283	23 -	3:13.566P	28 -	5:26.815P		
4 -	9:12.028P	9 -	41.457	14 -	54.671	19 -	41.295	24 -	49.751	29 -	54.176		
5 -	57.381	10 -	42.059	15 -	41.124	20 -	41.369	25 -	41.915	30 -	41.703		
66	Martin HEATH	Pickup Sport 2.0L											
1 -	4:22.149	11 -	41.540	21 -	1:00.079	31 -	3:30.304P						
2 -	45.086	12 -	42.903	22 -	41.406	32 -	55.626						
3 -	42.071	13 -	43.229	23 -	41.388	33 -	42.603						
4 -	42.130	14 -	41.859	24 -	41.679	34 -	41.882						
5 -	41.589	15 -	41.826	25 -	41.590	35 -	41.911						
6 -	42.060	16 -	42.016	26 -	41.671	36 -	41.978						
7 -	42.023	17 -	41.985	27 -	41.818	37 -	42.311						
8 -	42.256	18 -	42.304	28 -	41.665	38 -	41.877						
9 -	3:30.510P	19 -	42.119	29 -	41.880	39 -	41.999						
10 -	58.029	20 -	8:09.949P	30 -	42.570	40 -	41.861						
69	Lee ROGERS	Pickup Sport 2.0L											
1 -	3:57.650	6 -	5:19.003	11 -	43.256	16 -	1:00.112P	21 -	44.022				
2 -	44.964	7 -	44.845	12 -	1:01.136P	17 -	3:29.829	22 -	58.734P				
3 -	43.756	8 -	43.879	13 -	4:15.249	18 -	43.148						
4 -	43.295	9 -	43.802	14 -	43.609	19 -	43.083						
5 -	57.455P	10 -	43.481	15 -	43.284	20 -	43.134						
74	Paul POULTER	Pickup Sport 2.0L											
1 -	9:26.806	6 -	41.087	11 -	43.523	16 -	41.652	21 -	41.012	26 -	40.863		
2 -	41.893	7 -	40.902	12 -	40.684	17 -	40.987	22 -	40.726	27 -	41.567		
3 -	41.246	8 -	40.444	13 -	40.884	18 -	41.163	23 -	41.473	28 -	41.258		
4 -	41.252	9 -	1:21.495	14 -	56.986P	19 -	40.969	24 -	59.681P	29 -	55.669P		
5 -	41.113	10 -	1:23.300	15 -	7:12.060	20 -	40.803	25 -	2:17.136				
88	Graham FRANCE	Pickup Sport 2.0L											
1 -	7:21.679	11 -	43.110	21 -	42.982	31 -	42.449	41 -	42.009				
2 -	42.450	12 -	43.147	22 -	43.219	32 -	41.708	42 -	41.661				
3 -	42.150	13 -	43.700	23 -	42.832	33 -	42.641	43 -	41.655				
4 -	41.991	14 -	42.609	24 -	42.316	34 -	42.205	44 -	42.375				
5 -	42.011	15 -	42.421	25 -	43.831	35 -	42.438						
6 -	42.001	16 -	42.278	26 -	42.759	36 -	42.360						
7 -	42.922	17 -	41.922	27 -	42.546	37 -	41.941						
8 -	43.223	18 -	42.738	28 -	41.815	38 -	42.094						
9 -	42.703	19 -	3:47.443P	29 -	42.090	39 -	41.480						
10 -	44.165	20 -	58.061	30 -	42.088	40 -	41.832						

Weather/Track: Bright/Dry

Rockingham Oval
Circuit Length = 1.4790 miles.
Start: 17:12 End: 17:59

Pickup Truck Racing Championship LAP ANALYSIS - FREE PRACTICE

(contd.)

93	Michael SMITH		Pickup Sport 2.0L								
1 -	4:11.462	11 -	5:11.089	21 -	42.387	31 -	56.141				
2 -	41.575	12 -	41.839	22 -	42.334	32 -	41.238				
3 -	42.912	13 -	41.325	23 -	6:53.043P	33 -	41.267				
4 -	42.744	14 -	42.077	24 -	53.188	34 -	42.022				
5 -	41.615	15 -	41.229	25 -	41.334	35 -	41.743				
6 -	41.739	16 -	41.731	26 -	41.376	36 -	42.068				
7 -	41.979	17 -	41.979	27 -	43.036	37 -	3:38.071P				
8 -	41.486	18 -	42.033	28 -	46.114	38 -	57.246				
9 -	42.030	19 -	41.401	29 -	41.985	39 -	42.013				
10 -	42.048	20 -	42.178	30 -	3:41.737P	40 -	41.479				

98	Anthony HAWKINS		Pickup Sport 2.0L							
1 -	4:32.551	11 -	42.661	21 -	42.229	31 -	41.280	41 -	41.373	
2 -	46.166	12 -	42.002	22 -	2:52.945P	32 -	41.518			
3 -	46.300	13 -	41.773	23 -	55.966	33 -	41.683			
4 -	46.903	14 -	46.495	24 -	43.654	34 -	41.151			
5 -	45.616	15 -	41.817	25 -	41.906	35 -	41.935			
6 -	4:09.543P	16 -	41.613	26 -	41.480	36 -	42.641			
7 -	56.397	17 -	41.868	27 -	41.463	37 -	41.588			
8 -	45.221	18 -	42.179	28 -	41.373	38 -	41.859			
9 -	43.524	19 -	41.809	29 -	42.031	39 -	41.477			
10 -	42.831	20 -	42.083	30 -	41.221	40 -	41.597			

Pickup Truck Racing Championship

RACE RESULT - 1st RACE

POS	NO	CL	NAME	NAT	ENTRY	TIME	LAPS	GAP	MPH	BEST
1	16		Steve DANCE		Pickup Sport 2.0L	24:09.399	30		110.20	40.749
2	22		Nic GRINDROD		Pickup Sport 2.0L	24:09.576	30	0.177	110.19	40.959
3	63		Philip WHITE		Pickup Sport 2.0L	24:11.624	30	2.225	110.03	40.878
4	74		Paul POULTER		Pickup Sport 2.0L	24:11.852	30	2.453	110.01	40.707
5	93		Michael SMITH		Pickup Sport 2.0L	24:11.857	30	2.458	110.01	40.862
6	6		Robert BUTTERFIELD		Pickup Sport 2.0L	24:11.978	30	2.579	110.01	40.562
7	15		Simon CARR		Pickup Sport 2.0L	24:13.235	30	3.836	109.91	40.711
8	66		Martin HEATH		Pickup Sport 2.0L	24:13.473	30	4.074	109.89	40.872
9	65		Mark WILLIS		Pickup Sport 2.0L	24:13.514	30	4.115	109.89	41.044
10	39		Karl TURNER		Pickup Sport 2.0L	24:13.545	30	4.146	109.89	40.956
11	88		Graham FRANCE		Pickup Sport 2.0L	24:20.808	30	11.409	109.34	41.314
12	69		Lee ROGERS		Pickup Sport 2.0L	24:31.272	30	21.873	108.56	41.594
13	8		Jonathan MANN		Pickup Sport 2.0L	24:31.470	30	22.071	108.55	41.522
14	5		Paul THURGOOD		Pickup Sport 2.0L	24:31.618	30	22.219	108.54	41.946
15	4		Peter STEVENS		Pickup Truck 2.0L	24:31.687	30	22.288	108.53	41.745
16	33		Stephen PESTER		Pickup Sport 2.0L	24:47.324	30	37.925	107.39	42.443
17	21		Kelly-jayne WELLS		Pickup Sport 2.0L	24:20.487	29	1 LAP	105.72	41.160
18	9		Peter WIKLINSON		Pickup Sport 2.0L	24:15.688	28	2 LAPS	102.41	42.197
19	98		Anthony HAWKINS		Pickup Sport 2.0L	24:09.576	27	3 LAPS	99.17	41.483
20	55		Tony MUMFORD		Pickup Sport 2.0L	24:25.047	26	4 LAPS	94.49	41.871
21	29		Steve PEARCE		Pickup Sport 2.0L	24:43.405	26	4 LAPS	93.32	44.430

NOT CLASSIFIED

11	Frank FRANCIS	Pickup Sport 2.0L	15:18.177	17	D.N.F.	98.58	41.012
2	Dave BRIGGS	Pickup Sport 2.0L	9:47.295	9	D.N.F.	81.59	42.611
23	Richard NOVELL	Pickup Sport 2.0L		0	D.N.F.	N/A	

FASTEST LAP

6	Robert BUTTERFIELD	Pickup Sport 2.0L	40.562	6	131.26mph	211.25kph	
---	--------------------	-------------------	--------	---	-----------	-----------	--

Weather/Track: Bright/Dry

Rockingham Oval
Circuit Length = 1.4790 miles.
Start: 11:30 End: 11:54

These results are provisional until the conclusion of any judicial and technical matters.

Clerk of Course:	Stewards:	Timekeeper:
------------------	-----------	-------------

Pickup Truck Racing Championship

LAP CHART - 1st RACE

Lap 1			Lap 2			Lap 3			Lap 4			Lap 5		
No	Behind	Laptime	No	Behind	Laptime	No	Behind	Laptime	No	Behind	Laptime	No	Behind	Laptime
55		45.987	55		1:10.867	55		1:07.091	55		1:06.586	55		1:00.761
66	0.480	46.467	66	0.638	1:11.025	66	0.614	1:07.067	66	0.774	1:06.746	66	0.306	1:00.293
15	0.298	46.285	15	2.203	1:12.772	15	1.277	1:06.165	15	1.445	1:06.754	15	0.669	59.985
65	0.814	46.801	65	3.213	1:13.266	65	1.909	1:05.787	65	2.028	1:06.705	65	1.080	59.813
69	0.999	46.986	69	3.564	1:13.432	69	2.118	1:05.645	69	2.353	1:06.821	69	1.408	59.816
5	1.301	47.288	5	3.944	1:13.510	5	2.646	1:05.793	5	2.651	1:06.591	5	1.843	59.953
2	2.943	48.930	2	5.745	1:13.669	2	3.614	1:04.960	2	3.435	1:06.407	2	2.204	59.530
63	3.399	49.386	63	6.487	1:13.955	63	4.220	1:04.824	63	3.922	1:06.288	63	2.371	59.210
9	3.763	49.750	9	6.701	1:13.805	9	4.552	1:04.942	9	4.309	1:06.343	9	2.531	58.983
21	3.985	49.972	21	7.158	1:14.040	21	4.970	1:04.903	21	4.742	1:06.358	21	3.036	59.055
11	4.384	50.371	11	7.532	1:14.015	11	5.434	1:04.993	11	5.056	1:06.208	11	3.315	59.020
93	4.711	50.698	93	9.222	1:15.378	93	5.855	1:03.724	93	5.351	1:06.082	93	3.779	59.189
22	5.550	51.537	22	10.877	1:16.194	22	6.475	1:02.689	22	6.469	1:06.580	22	4.083	58.375
74	6.164	52.151	74	11.377	1:16.080	74	6.962	1:02.676	74	7.438	1:07.062	74	4.346	57.669
39	6.437	52.424	39	11.678	1:16.108	39	7.273	1:02.686	39	7.777	1:07.090	39	4.505	57.489
6	6.847	52.834	6	12.442	1:16.462	6	7.926	1:02.575	6	8.160	1:06.820	6	4.688	57.289
8	7.276	53.263	8	12.778	1:16.369	8	8.519	1:02.832	8	8.537	1:06.604	8	5.035	57.259
98	7.574	53.561	98	13.615	1:16.908	98	9.019	1:02.495	98	9.503	1:07.070	98	5.272	56.530
4	8.034	54.021	4	13.870	1:16.703	4	9.444	1:02.665	4	9.770	1:06.912	4	5.661	56.652
88	9.008	54.995	88	14.418	1:16.277	88	9.927	1:02.600	88	10.585	1:07.244	88	5.909	56.085
29	11.892	57.879	29	15.175	1:14.150	29	10.305	1:02.221	29	11.286	1:07.567	33	6.412	55.526
33	15.332	1:01.319	33	15.784	1:11.319	33	10.579	1:01.886	33	11.647	1:07.654	16	6.602	54.939
16	19.402	1:05.389	16	17.386	1:08.851	16	11.012	1:00.717	16	12.424	1:07.998			

Weather/Track: Bright/Dry

Rockingham Oval
 Circuit Length = 1.4790 miles.
 Start: 11:30 End: 11:54

Pickup Truck Racing Championship

LAP CHART - 1st RACE

(contd.)

Lap 6			Lap 7			Lap 8			Lap 9			Lap 10		
No	Behind	Laptime	No	Behind	Laptime	No	Behind	Laptime	No	Behind	Laptime	No	Behind	Laptime
66		42.169	66		41.701	63		42.101	63		1:14.803	63		1:20.874
75	582:47.003	42.182	75	582:47.173	41.871	65	0.151	42.515	65	0.512	1:15.164	65	0.884	1:21.246
65	0.198	41.593	65	0.228	41.731	15	0.576	42.843	74	1.380	1:15.577	74	2.105	1:21.599
15	0.339	42.145	15	0.325	41.687	74	0.606	41.304	15	1.884	1:16.111	15	2.419	1:21.409
69	1.239	42.306	63	0.491	40.878	22	0.915	41.328	22	2.340	1:16.228	22	3.267	1:21.801
63	1.314	41.418	69	1.400	41.862	66	2.542	45.134	66	3.170	1:15.431	66	3.807	1:21.511
5	1.571	42.203	21	1.692	41.160	6	2.818	42.946	6	3.929	1:15.914	6	4.361	1:21.306
21	2.233	41.672	74	1.894	41.017	93	3.112	42.815	93	4.437	1:16.128	93	4.685	1:21.122
9	2.253	42.197	22	2.179	41.202	69	3.502	44.694	69	5.225	1:16.526	69	5.183	1:20.832
2	2.340	42.611	5	2.274	42.404	5	4.097	44.415	5	5.765	1:16.471	5	5.815	1:20.924
11	2.528	41.688	6	2.464	41.390	8	4.571	42.752	39	6.790	1:16.613	8	6.446	1:20.955
74	2.578	40.707	93	2.889	41.742	39	4.980	43.871	8	6.365	1:16.597	39	6.872	1:20.956
22	2.678	41.070	2	3.381	42.742	11	6.891	45.099	11	7.469	1:15.381	11	7.332	1:20.737
39	3.018	40.988	39	3.701	42.384	16	8.675	45.787	16	8.290	1:14.418	16	8.222	1:20.806
6	2.775	40.562	9	4.287	43.735	88	9.265	46.360	88	9.050	1:14.588	88	9.058	1:20.882
93	2.848	41.544	8	4.411	42.030	9	10.132	48.437	4	9.565	1:13.757	4	9.760	1:21.069
8	4.082	41.522	11	4.384	43.557	4	10.611	46.961	33	9.970	1:13.699	33	10.174	1:21.078
98	4.818	42.021	98	4.600	41.483	33	11.074	46.182	29	3 LAPS	58.253	29	3 LAPS	54.248
4	5.276	42.090	16	5.480	41.253	55	24.201	1:06.916P	21	1 LAP	2:46.125P	21	1 LAP	56.238
88	5.352	41.918	88	5.497	41.846	98	34.616	1:12.608	2	1:14.432	1:27.218P	9	1 LAP	3:02.847P
16	5.928	41.801	4	6.242	42.667	29	3 LAPS	3:50.064P				98	1 LAP	3:03.467P
33	6.742	42.805	33	7.484	42.443	2	1:02.017	1:41.228						

Weather/Track: Bright/Dry

Rockingham Oval
 Circuit Length = 1.4790 miles.
 Start: 11:30 End: 11:54

Pickup Truck Racing Championship

LAP CHART - 1st RACE

(contd.)

Lap 11			Lap 12			Lap 13			Lap 14			Lap 15		
No	Behind	Laptime	No	Behind	Laptime	No	Behind	Laptime	No	Behind	Laptime	No	Behind	Laptime
63		1:04.658	63		42.137	63		41.298	63		42.363	63		41.516
65	0.162	1:03.936	65	0.142	42.117	77	0.246	40.941	22	0.123	41.927	22	0.179	41.572
74	0.272	1:02.825	74	0.307	42.172	22	0.559	41.074	74	0.267	42.680	93	1.279	42.262
15	0.391	1:02.630	66	0.940	42.334	66	1.155	41.513	66	0.363	41.571	74	1.273	42.522
22	0.522	1:01.913	15	0.710	42.456	65	0.991	42.147	65	0.266	41.638	65	1.370	42.620
66	0.743	1:01.594	22	0.783	42.398	6	1.408	41.621	93	0.533	41.368	66	2.069	43.222
6	0.952	1:01.249	6	1.085	42.270	15	1.532	42.120	6	0.614	41.569	6	1.774	42.676
93	1.139	1:01.112	93	1.404	42.402	93	1.528	41.422	11	0.783	41.367	11	1.786	42.519
69	1.395	1:00.870	69	1.532	42.274	11	1.779	41.012	15	0.868	41.699	15	2.265	42.913
5	1.705	1:00.548	39	1.998	42.171	69	1.828	41.594	16	0.879	41.046	16	2.385	43.022
39	1.964	59.750	11	2.065	42.067	39	2.205	41.505	39	1.203	41.361	39	2.576	42.889
8	1.872	1:00.084	5	2.083	42.515	16	2.196	41.334	69	1.404	41.939	69	2.696	42.808
11	2.135	59.461	16	2.160	41.596	8	3.497	41.935	8	3.546	42.412	8	4.929	42.899
16	2.701	59.137	8	2.860	43.125	88	3.661	42.039	88	3.571	42.273	88	4.965	42.910
88	3.239	58.839	88	2.920	41.818	5	3.795	43.010	5	3.972	42.540	5	5.182	42.726
4	3.599	58.497	4	3.898	42.436	4	4.345	41.745	4	4.054	42.072	4	5.507	42.969
33	3.939	58.423	33	4.396	42.594	33	5.774	42.676	33	6.583	43.172	21	1 LAP	41.936
29	3 LAPS	59.842	21	1 LAP	42.170	21	1 LAP	41.707	21	1 LAP	41.456	33	8.047	42.980
21	1 LAP	46.169	29	3 LAPS	46.875	98	2 LAPS	43.670	98	2 LAPS	43.404	98	2 LAPS	43.127
9	1 LAP	50.551	98	2 LAPS	56.545	29	3 LAPS	45.711	29	3 LAPS	44.430	29	3 LAPS	44.773
55	2 LAPS	3:57.182P	9	1 LAP	43.447	55	3 LAPS	1:00.798	55	3 LAPS	44.149	55	3 LAPS	43.260
						9	1 LAP	43.316	9	1 LAP	42.811	9	1 LAP	42.913

Weather/Track: Bright/Dry

Rockingham Oval
 Circuit Length = 1.4790 miles.
 Start: 11:30 End: 11:54

Pickup Truck Racing Championship

LAP CHART - 1st RACE

(contd.)

Lap 16			Lap 17			Lap 18			Lap 19			Lap 20		
No	Behind	Laptime	No	Behind	Laptime	No	Behind	Laptime	No	Behind	Laptime	No	Behind	Laptime
63		41.484	63		41.311	63		41.725	63		41.240	63		41.383
22	0.134	41.439	22	0.111	41.288	22	0.133	41.747	22	0.124	41.231	22	0.130	41.389
74	0.866	41.077	74	1.432	41.877	74	1.194	41.487	74	1.539	41.585	74	1.620	41.464
6	2.802	42.512	16	3.296	41.322	16	2.663	41.092	16	2.232	40.809	16	1.791	40.942
65	2.786	42.900	39	3.667	41.330	65	2.782	41.044	65	2.603	41.061	6	2.600	41.244
66	3.509	42.924	6	3.479	41.988	6	2.942	41.188	6	2.739	41.037	65	2.624	41.404
16	3.285	42.384	65	3.463	41.988	93	3.210	41.243	93	2.942	40.972	93	2.707	41.148
39	3.648	42.556	93	3.692	41.403	39	3.439	41.497	39	3.509	41.310	39	3.569	41.443
93	3.600	43.805	66	3.981	41.783	66	3.856	41.600	15	3.787	41.047	66	3.802	41.100
15	4.156	43.375	15	4.131	41.286	15	3.980	41.574	66	4.085	41.469	15	3.570	41.166
11	4.359	44.057	69	5.905	42.591	69	6.801	42.621	69	9.146	43.585	88	10.771	42.857
69	4.625	43.413	8	6.101	41.664	88	6.936	42.561	88	9.297	43.601	4	10.951	42.792
88	5.337	41.856	88	6.100	42.074	8	6.938	42.562	8	9.439	43.741	21	1 LAP	42.890
8	5.748	42.303	21	1 LAP	41.344	21	1 LAP	41.818	4	9.542	43.143	5	11.464	43.182
5	6.216	42.518	4	7.572	42.416	4	7.639	41.792	5	9.665	42.996	8	11.719	43.663
4	6.467	42.444	5	7.688	42.783	5	7.909	41.946	21	1 LAP	43.745	69	11.889	44.126
21	1 LAP	41.263	11	9.673	46.625	33	13.572	43.615	33	15.576	43.244	33	17.487	43.294
33	9.560	42.997	33	11.682	43.433	98	2 LAPS	43.435	98	2 LAPS	42.979	98	2 LAPS	43.176
98	2 LAPS	43.137	98	2 LAPS	43.191	55	3 LAPS	44.466	55	3 LAPS	43.931	55	3 LAPS	43.931
55	3 LAPS	43.645	55	3 LAPS	43.672	29	3 LAPS	45.456	9	1 LAP	43.379	9	1 LAP	42.833
29	3 LAPS	45.553	29	3 LAPS	44.868	9	1 LAP	43.114	29	3 LAPS	46.363	29	3 LAPS	45.740
9	1 LAP	42.603	9	1 LAP	42.449									

Weather/Track: Bright/Dry

Rockingham Oval
 Circuit Length = 1.4790 miles.
 Start: 11:30 End: 11:54

Pickup Truck Racing Championship

LAP CHART - 1st RACE

(contd.)

Lap 21			Lap 22			Lap 23			Lap 24			Lap 25		
No	Behind	Laptime	No	Behind	Laptime	No	Behind	Laptime	No	Behind	Laptime	No	Behind	Laptime
63		41.383	63		41.424	63		41.106	63		41.047	63		41.894
22	0.103	41.356	22	0.136	41.457	22	0.079	41.049	22	0.202	41.170	22	0.250	41.942
16	1.474	41.066	16	0.881	40.831	16	0.524	40.749	16	0.244	40.767	16	0.314	41.964
74	1.720	41.483	74	1.292	40.996	74	1.048	40.862	74	1.125	41.124	74	0.510	41.279
65	3.297	42.056	65	3.685	41.812	65	4.157	41.578	65	4.561	41.451	55	4 LAPS	45.263
93	3.848	42.524	6	4.498	42.067	6	4.262	40.870	6	4.849	41.634	65	4.219	41.552
6	3.855	42.638	15	4.732	41.897	15	4.337	40.711	15	5.053	41.763	39	4.682	41.076
39	4.369	42.183	39	5.442	42.497	93	5.000	40.862	93	5.271	41.318	6	4.350	41.395
66	4.528	42.109	93	5.244	42.820	39	5.292	40.956	39	5.500	41.255	15	4.544	41.385
15	4.259	42.072	66	5.636	42.532	66	5.530	41.000	66	5.986	41.503	93	4.551	41.174
21	1 LAP	41.945	29	4 LAPS	49.286	29	4 LAPS	44.852	21	1 LAP	42.186	66	4.964	40.872
88	11.955	42.567	21	1 LAP	41.522	21	1 LAP	41.443	88	13.428	42.050	21	1 LAP	41.419
4	12.191	42.623	88	11.960	41.429	88	12.425	41.571	4	16.238	42.654	88	13.132	41.598
5	12.326	42.245	4	13.171	42.404	4	14.631	42.566	29	4 LAPS	46.097	4	16.779	42.435
8	12.417	42.081	8	13.845	42.852	5	14.915	42.073	5	16.431	42.563	5	16.883	42.346
69	12.583	42.077	5	13.948	43.046	8	14.942	42.203	69	16.579	42.545	69	17.001	42.316
33	19.527	43.423	69	14.032	42.873	69	15.081	42.155	8	16.837	42.942	8	17.310	42.367
98	2 LAPS	43.269	33	21.753	43.650	33	24.534	43.887	33	27.316	43.829	29	4 LAPS	45.754
55	3 LAPS	43.441	98	2 LAPS	43.763	98	2 LAPS	43.516	98	2 LAPS	43.703	33	29.581	44.159
9	1 LAP	42.380	9	1 LAP	42.918	9	1 LAP	42.601	9	1 LAP	43.086	98	2 LAPS	43.498
			55	3 LAPS	43.334	55	3 LAPS	42.630						

Weather/Track: Bright/Dry

Rockingham Oval
 Circuit Length = 1.4790 miles.
 Start: 11:30 End: 11:54

Pickup Truck Racing Championship

LAP CHART - 1st RACE

(contd.)

Lap 26			Lap 27			Lap 28			Lap 29			Lap 30		
No	Behind	Laptime	No	Behind	Laptime	No	Behind	Laptime	No	Behind	Laptime	No	Behind	Laptime
63		43.057	16		41.863	74		41.027	16		41.883	16		41.010
22	0.173	42.980	63	0.419	42.454	22	0.163	41.192	22	0.228	42.130	98	3 LAPS	43.372
16	0.172	42.915	74	0.499	42.156	16	0.182	41.708	63	0.682	42.037	22	0.177	40.959
74	0.378	42.925	22	0.497	42.359	63	0.710	41.817	74	0.722	42.787	63	2.225	42.553
9	2 LAPS	43.893	9	2 LAPS	43.027	93	2.235	41.919	93	1.593	41.423	93	2.458	41.875
6	2.398	41.105	93	1.842	41.406	39	2.668	41.790	6	1.704	41.044	74	2.453	42.741
65	2.426	41.264	6	1.985	41.622	66	3.032	41.703	65	2.372	41.770	6	2.579	41.885
93	2.471	40.977	65	2.073	41.682	65	2.667	42.120	15	2.450	41.666	66	4.074	42.052
39	3.293	41.668	39	2.404	41.146	6	2.725	42.266	39	2.951	42.348	15	3.836	42.396
15	3.703	42.216	15	2.509	40.841	15	2.849	41.866	66	3.032	42.065	39	4.146	42.205
66	3.992	42.085	66	2.855	40.898	9	2 LAPS	43.944	9	2 LAPS	42.469	65	4.115	42.753
55	4 LAPS	44.930	55	4 LAPS	43.975	55	4 LAPS	43.780	21	1 LAP	41.601	9	2 LAPS	42.915
21	1 LAP	41.578	21	1 LAP	41.428	21	1 LAP	41.363	88	10.385	41.638	21	1 LAP	41.981
88	11.565	41.490	88	10.844	41.314	88	10.812	41.494	55	4 LAPS	44.175	88	11.409	42.034
5	16.540	42.714	5	17.435	42.930	5	18.122	42.213	69	19.966	43.819	55	4 LAPS	46.224
69	16.685	42.741	69	17.532	42.882	69	18.212	42.206	5	20.103	44.046	69	21.873	42.917
8	16.938	42.685	8	17.914	43.011	8	20.079	43.691	8	20.328	42.314	8	22.071	42.753
4	17.577	43.855	4	17.954	42.412	4	20.234	43.806	4	20.468	42.299	5	22.219	43.126
29	4 LAPS	44.480	29	4 LAPS	44.732	29	4 LAPS	44.692	29	4 LAPS	44.824	4	22.288	42.830
33	30.209	43.685	33	31.820	43.646	33	33.843	43.549	33	35.239	43.461	29	4 LAPS	44.695
98	2 LAPS	43.308	98	2 LAPS	43.088	98	2 LAPS	43.252				33	37.925	43.696

Weather/Track: Bright/Dry

Rockingham Oval
 Circuit Length = 1.4790 miles.
 Start: 11:30 End: 11:54

Pickup Truck Racing Championship

RACE RESULT - 2nd RACE

POS	NO	CL	NAME	NAT	ENTRY	TIME	LAPS	GAP	MPH	BEST
1	16		Steve DANCE		Pickup Sport 2.0L	22:04.888	30		120.56	41.025
2	21		Kelly-jayne WELLS		Pickup Sport 2.0L	22:04.989	30	0.101	120.55	41.218
3	9		Peter WIKLINSON		Pickup Sport 2.0L	22:05.121	30	0.233	120.54	40.928
4	22		Nic GRINDROD		Pickup Sport 2.0L	22:06.307	30	1.419	120.43	41.090
5	63		Philip WHITE		Pickup Sport 2.0L	22:06.339	30	1.451	120.43	41.231
6	93		Michael SMITH		Pickup Sport 2.0L	22:06.532	30	1.644	120.41	41.000
7	39		Karl TURNER		Pickup Sport 2.0L	22:06.643	30	1.755	120.40	41.085
8	65		Mark WILLIS		Pickup Sport 2.0L	22:07.155	30	2.267	120.35	41.329
9	15		Simon CARR		Pickup Sport 2.0L	22:07.265	30	2.377	120.34	41.281
10	6		Robert BUTTERFIELD		Pickup Sport 2.0L	22:07.445	30	2.557	120.33	41.320
11	66		Martin HEATH		Pickup Sport 2.0L	22:07.721	30	2.833	120.30	41.372
12	98		Anthony HAWKINS		Pickup Sport 2.0L	22:07.859	30	2.971	120.29	41.283
13	8		Jonathan MANN		Pickup Sport 2.0L	22:08.196	30	3.308	120.26	41.393
14	5		Paul THURGOOD		Pickup Sport 2.0L	22:32.573	30	27.685	118.09	42.413
15	23		Richard NOVELL		Pickup Sport 2.0L	22:33.285	30	28.397	118.03	42.319
16	69		Lee ROGERS		Pickup Sport 2.0L	22:33.309	30	28.421	118.03	42.340
17	4		Peter STEVENS		Pickup Truck 2.0L	22:33.433	30	28.545	118.02	42.300
18	33		Stephen PESTER		Pickup Sport 2.0L	22:55.008	30	50.120	116.16	42.865
19	29		Steve PEARCE		Pickup Sport 2.0L	22:43.460	29	1 LAP	113.24	44.357
20	2		Dave BRIGGS		Pickup Sport 2.0L	22:19.334	26	4 LAPS	103.36	42.111
NOT CLASSIFIED										
88			Graham FRANCE		Pickup Sport 2.0L	10:48.161	13	D.N.F.	106.79	41.645
55			Tony MUMFORD		Pickup Sport 2.0L	10:03.800	8	D.N.F.	70.54	44.961
74			Paul POULTER		Pickup Sport 2.0L	2:58.497	2	D.N.F.	59.65	47.901
FASTEST LAP										
9			Peter WIKLINSON		Pickup Sport 2.0L	40.928	30	130.09mph		209.36kph

Weather/Track: Bright/Dry

Rockingham Oval
Circuit Length = 1.4790 miles.
Start: 15:37 End: 15:59

These results are provisional until the conclusion of any judicial and technical matters.

Clerk of Course:	Stewards:	Timekeeper:

Pickup Truck Racing Championship

LAP CHART - 2nd RACE

Lap 1			Lap 2			Lap 3			Lap 4			Lap 5		
No	Behind	Laptime	No	Behind	Laptime	No	Behind	Laptime	No	Behind	Laptime	No	Behind	Laptime
21		45.321	21		41.601	21		41.739	21		1:01.577	21		1:06.747
98	0.220	45.541	98	0.282	41.663	9	0.158	41.553	9	0.385	1:01.804	9	0.342	1:06.704
9	0.466	45.787	9	0.344	41.479	98	0.465	41.922	98	0.957	1:02.069	98	0.782	1:06.572
39	1.274	46.595	39	2.098	42.425	22	1.690	41.461	22	1.797	1:01.684	22	1.564	1:06.514
33	1.075	46.396	8	1.739	41.710	39	2.408	42.049	8	2.196	1:01.784	8	1.960	1:06.511
8	1.630	46.951	22	1.968	41.627	8	1.989	41.989	63	2.603	1:02.000	63	2.289	1:06.433
88	1.783	47.104	63	2.127	41.634	63	2.180	41.792	39	3.001	1:02.170	39	2.721	1:06.467
22	1.942	47.263	33	2.555	43.081	16	3.161	41.890	16	3.427	1:01.843	16	3.246	1:06.566
63	2.094	47.415	16	3.010	42.192	88	3.212	41.938	88	3.753	1:02.118	88	3.647	1:06.641
5	2.231	47.552	88	3.013	42.831	93	3.484	41.430	93	4.018	1:02.111	93	4.137	1:06.866
15	2.329	47.650	15	3.606	42.878	33	3.681	42.865	33	4.342	1:02.238	33	4.537	1:06.942
16	2.419	47.740	93	3.793	42.824	15	3.876	42.009	15	4.942	1:02.643	15	5.046	1:06.851
93	2.570	47.891	66	4.376	43.256	66	4.393	41.756	6	5.458	1:02.891	6	5.903	1:07.192
74	2.580	47.901	6	3.983	42.861	6	4.144	41.900	66	6.095	1:03.279	66	6.338	1:06.990
66	2.721	48.042	5	4.374	43.744	65	4.940	41.843	65	6.976	1:03.613	65	7.215	1:06.986
6	2.723	48.044	65	4.836	43.016	5	5.205	42.570	5	7.328	1:03.700	5	7.604	1:07.023
55	2.806	48.127	23	4.836	43.403	2	5.565	42.111	2	8.366	1:04.378	2	8.269	1:06.650
23	3.034	48.355	2	5.193	43.538	23	5.771	42.674	23	8.731	1:04.537	23	8.664	1:06.680
2	3.256	48.577	4	5.636	43.526	4	6.197	42.300	4	8.903	1:04.283	4	8.915	1:06.759
65	3.421	48.742	69	9.332	47.505	69	10.958	43.365	69	9.686	1:00.305	69	9.336	1:06.397
69	3.428	48.749	55	9.877	48.672	55	13.099	44.961	55	11.230	59.708	55	10.098	1:05.615
4	3.711	49.032	29	10.445	46.948	29	14.311	45.605	29	11.735	59.001	29	10.510	1:05.522
29	5.098	50.419				74	1 LAP	2:10.596P						

Weather/Track: Bright/Dry

Rockingham Oval
 Circuit Length = 1.4790 miles.
 Start: 15:37 End: 15:59

Pickup Truck Racing Championship

LAP CHART - 2nd RACE

(contd.)

Lap 6			Lap 7			Lap 8			Lap 9			Lap 10		
No	Behind	Laptime	No	Behind	Laptime	No	Behind	Laptime	No	Behind	Laptime	No	Behind	Laptime
21		1:00.839	21		42.156	21		41.968	63		41.366	63		42.022
9	0.122	1:00.619	9	0.201	42.235	63	0.605	42.107	22	0.210	41.332	21	0.077	41.865
98	0.248	1:00.305	98	0.291	42.199	22	0.849	42.248	21	0.234	42.205	16	0.408	41.887
22	0.494	59.769	63	0.466	41.727	98	0.981	42.658	16	0.543	41.272	22	0.644	42.456
39	1.061	59.179	22	0.569	42.231	16	1.242	41.553	98	0.924	41.914	98	0.820	41.918
8	0.793	59.672	8	1.129	42.492	8	1.243	42.082	93	1.496	41.762	93	0.966	41.492
63	0.895	59.445	39	1.650	42.745	9	1.401	43.168	88	1.655	42.077	9	1.231	41.508
16	1.680	59.273	16	1.657	42.133	88	1.549	41.645	9	1.745	42.315	88	1.344	41.711
88	1.837	59.029	88	1.872	42.191	93	1.705	41.655	39	1.898	41.582	39	1.513	41.637
93	1.974	58.676	93	2.018	42.200	39	2.287	42.605	8	2.412	43.140	15	2.656	42.244
33	2.255	58.557	15	2.827	42.517	15	2.766	41.907	15	2.434	41.639	65	3.125	42.170
15	2.466	58.259	6	2.916	42.303	6	2.936	41.988	6	2.487	41.522	6	3.221	42.756
66	3.044	57.545	66	3.386	42.498	65	2.977	41.923	65	2.977	41.971	8	3.335	42.945
6	2.769	57.705	65	3.022	41.922	66	3.994	42.576	66	4.216	42.193	66	3.870	41.676
65	3.256	56.880	33	3.081	42.982	33	4.242	43.129	33	5.638	43.367	2	6.388	42.642
5	3.540	56.775	5	4.001	42.617	2	4.341	42.306	2	5.768	43.398	5	6.603	42.859
2	3.788	56.358	2	4.003	42.371	5	4.593	42.560	5	5.766	43.144	69	6.688	42.790
23	4.025	56.200	23	4.231	42.362	23	4.820	42.557	69	5.920	42.901	23	6.938	42.960
4	4.171	56.095	4	4.468	42.453	69	4.990	42.340	23	6.000	43.151	33	7.177	43.561
69	4.324	55.827	69	4.618	42.450	4	5.757	43.257	4	6.253	42.467	4	7.262	43.031
55	5.168	55.909	29	9.533	46.100	29	12.216	44.651	29	15.018	44.773	29	18.169	45.173
29	5.589	55.918												

Weather/Track: Bright/Dry

Rockingham Oval
 Circuit Length = 1.4790 miles.
 Start: 15:37 End: 15:59

Pickup Truck Racing Championship

LAP CHART - 2nd RACE

(contd.)

Lap 11			Lap 12			Lap 13			Lap 14			Lap 15		
No	Behind	Laptime	No	Behind	Laptime	No	Behind	Laptime	No	Behind	Laptime	No	Behind	Laptime
21		42.347	63		41.567	21		41.617	63		42.777	63		41.850
63	0.208	42.632	21	0.122	41.897	63	0.123	41.862	9	0.381	42.870	9	0.103	41.572
16	0.305	42.321	22	0.298	41.594	22	0.309	41.750	22	0.604	43.195	21	0.251	41.472
22	0.479	42.259	16	0.309	41.779	9	0.411	41.757	21	0.629	43.529	16	0.821	41.942
39	0.867	41.778	9	0.393	41.470	16	0.592	42.022	16	0.729	43.037	39	1.605	42.665
93	0.680	42.138	93	0.772	41.867	93	0.591	41.558	93	0.902	43.211	15	1.605	42.555
9	0.698	41.891	39	1.075	41.983	39	0.762	41.426	39	0.790	42.928	93	1.972	42.920
98	0.867	42.471	98	1.707	42.615	15	1.907	41.767	15	0.900	41.893	65	2.187	42.771
88	1.173	42.253	15	1.879	41.893	65	2.513	42.160	65	1.266	41.653	22	2.221	43.467
15	1.761	41.529	88	2.071	42.673	98	2.994	43.026	98	2.171	42.077	98	2.454	42.133
65	2.198	41.497	65	2.092	41.669	6	3.759	41.771	6	2.320	41.461	6	2.474	42.004
66	3.439	41.993	66	4.061	42.397	66	5.008	42.686	66	4.393	42.285	66	4.683	42.140
8	3.050	42.139	6	3.727	42.447	8	4.685	42.553	8	4.391	42.606	8	4.893	42.352
6	3.055	42.258	8	3.871	42.596	5	9.961	43.151	5	10.090	43.029	5	11.219	42.979
5	6.875	42.696	5	8.549	43.449	69	10.231	42.836	69	10.221	42.890	69	11.301	42.930
2	7.014	43.050	69	9.134	43.754	23	10.505	43.120	23	10.365	42.760	23	11.560	43.045
69	7.155	42.891	23	9.124	43.694	2	11.032	43.345	4	11.437	43.166	4	13.145	43.558
23	7.205	42.691	2	9.426	44.187	4	11.171	43.057	2	11.510	43.378	33	13.622	43.128
33	8.483	43.730	4	9.853	42.988	33	11.642	43.363	33	12.344	43.602	2	13.832	44.172
4	8.640	43.802	33	10.018	43.310	29	27.630	45.014	29	29.675	44.945	29	32.964	45.139
55	4 LAPS	3:44.501P	29	24.355	44.960	88	36.282	1:15.950P						
29	21.170	45.425	55	4 LAPS	56.307									

Weather/Track: Bright/Dry

Rockingham Oval
 Circuit Length = 1.4790 miles.
 Start: 15:37 End: 15:59

Pickup Truck Racing Championship

LAP CHART - 2nd RACE

(contd.)

Lap 16			Lap 17			Lap 18			Lap 19			Lap 20		
No	Behind	Laptime	No	Behind	Laptime	No	Behind	Laptime	No	Behind	Laptime	No	Behind	Laptime
21		42.361	21		41.741	21		41.733	21		41.808	9		41.690
9	0.070	42.579	16	0.213	41.832	16	0.136	41.656	16	0.175	41.847	63	0.133	41.657
16	0.122	41.913	9	0.247	41.918	9	0.253	41.739	9	0.339	41.894	21	0.224	42.253
63	0.288	42.900	63	0.282	41.735	63	0.465	41.916	63	0.505	41.848	16	0.097	41.951
39	1.622	42.629	15	1.399	41.781	15	0.947	41.281	15	0.505	41.366	22	0.235	41.579
15	1.359	42.366	22	1.628	41.625	22	1.191	41.296	22	0.685	41.302	39	0.662	41.663
93	1.456	42.096	39	1.911	42.030	39	1.751	41.573	93	0.851	41.000	93	0.458	41.636
22	1.744	42.135	93	1.944	42.229	93	1.659	41.448	39	1.028	41.085	15	0.673	42.197
65	1.742	42.167	65	1.991	41.990	65	2.231	41.973	65	2.683	42.260	65	1.983	41.329
6	1.890	42.028	6	2.130	41.981	6	2.249	41.852	6	2.780	42.339	6	2.071	41.320
98	2.161	42.319	98	2.264	41.844	98	2.580	42.049	66	3.501	42.278	66	2.981	41.509
66	3.547	41.476	66	3.306	41.500	66	3.031	41.458	98	3.231	42.459	98	2.827	41.625
8	4.153	41.872	8	4.255	41.843	8	4.366	41.844	8	4.372	41.814	8	4.087	41.744
69	11.965	43.276	69	12.760	42.536	69	13.571	42.544	29	1 LAP	50.083	29	1 LAP	44.946
5	12.084	43.477	5	12.916	42.573	5	13.761	42.578	69	14.546	42.783	5	16.179	42.967
23	12.409	43.461	23	13.105	42.437	23	13.937	42.565	23	14.950	42.821	23	16.169	43.248
4	13.595	43.062	4	14.584	42.730	4	15.726	42.875	5	15.241	43.288	69	16.269	43.752
2	14.432	43.212	2	16.353	43.662	33	19.301	44.537	4	16.909	42.991	4	18.007	43.127
33	14.597	43.587	33	16.497	43.641	2	19.482	44.862	33	21.366	43.873	33	23.155	43.818
29	35.265	44.913	29	38.590	45.066				2	21.567	43.893	2	23.291	43.753

Weather/Track: Bright/Dry

Rockingham Oval
 Circuit Length = 1.4790 miles.
 Start: 15:37 End: 15:59

Pickup Truck Racing Championship

LAP CHART - 2nd RACE

(contd.)

Lap 21			Lap 22			Lap 23			Lap 24			Lap 25		
No	Behind	Laptime	No	Behind	Laptime	No	Behind	Laptime	No	Behind	Laptime	No	Behind	Laptime
63		42.438	21		41.476	9		42.002	9		41.313	21		41.467
21	0.313	42.660	63	0.135	41.924	21	0.264	42.400	21	0.222	41.271	39	0.493	41.233
9	0.530	43.101	9	0.134	41.393	39	0.837	42.667	16	0.400	41.025	63	0.525	41.369
39	0.767	42.676	39	0.306	41.328	16	0.688	42.090	39	0.949	41.425	16	0.592	41.881
15	1.147	43.045	16	0.734	41.339	63	0.927	42.928	63	0.845	41.231	9	0.815	42.504
22	1.178	43.514	15	1.168	41.810	15	1.217	42.185	15	1.235	41.331	15	0.924	41.378
16	1.184	43.658	22	1.455	42.066	22	1.250	41.931	22	1.524	41.587	22	0.925	41.090
65	1.329	41.917	65	1.712	42.172	65	1.748	42.172	65	2.141	41.706	65	1.946	41.494
93	1.483	43.596	93	1.807	42.113	93	1.843	42.172	93	2.260	41.730	93	2.050	41.479
6	1.483	41.983	6	1.910	42.216	6	1.971	42.197	6	2.468	41.810	6	2.208	41.429
98	1.762	41.506	66	2.436	41.934	98	2.092	41.930	66	2.956	41.852	66	2.707	41.440
66	2.291	41.881	98	2.298	42.325	66	2.417	42.117	98	2.829	42.050	98	2.934	41.794
8	3.241	41.725	8	2.909	41.457	8	2.565	41.792	8	3.267	42.015	8	3.235	41.657
29	1 LAP	44.628	29	1 LAP	44.757	29	1 LAP	44.872	29	1 LAP	44.862	69	22.402	42.572
5	17.279	43.671	69	18.922	43.206	69	19.940	43.154	69	21.519	42.892	4	22.655	42.583
23	17.408	43.810	23	19.017	43.398	4	20.504	43.335	4	21.761	42.570	5	22.849	42.642
69	17.505	43.807	4	19.305	43.342	23	20.603	43.722	5	21.896	42.413	23	22.960	42.616
4	17.752	42.316	5	19.476	43.986	5	20.796	43.456	23	22.033	42.743	29	1 LAP	46.524
33	24.503	43.919	33	26.314	43.600	33	27.972	43.794	33	30.429	43.770	33	32.835	44.095
2	25.434	44.714	2	28.080	44.435	2	30.505	44.561	2	34.277	45.085			

Weather/Track: Bright/Dry

Rockingham Oval
 Circuit Length = 1.4790 miles.
 Start: 15:37 End: 15:59

Pickup Truck Racing Championship

LAP CHART - 2nd RACE

(contd.)

Lap 26			Lap 27			Lap 28			Lap 29			Lap 30		
No	Behind	Laptime	No	Behind	Laptime	No	Behind	Laptime	No	Behind	Laptime	No	Behind	Laptime
39		41.549	16		41.679	16		41.562	16		41.192	16		42.197
76	32	47.137	9	0.090	41.766	21	0.136	41.558	21	0.162	41.218	21	0.101	42.136
21	0.003	42.045	63	0.087	42.091	63	0.828	42.303	9	1.502	41.697	9	0.233	40.928
9	0.169	41.396	21	0.140	41.982	9	0.997	42.469	39	2.338	42.298	22	1.419	41.482
16	0.166	41.616	39	0.693	42.538	22	0.997	41.866	22	2.134	42.329	63	1.451	41.408
22	0.478	41.595	22	0.693	42.060	39	1.232	42.101	63	2.240	42.604	93	1.644	41.199
15	0.650	41.768	93	1.051	41.296	93	1.442	41.953	93	2.642	42.392	39	1.755	41.614
65	1.460	41.556	15	1.124	42.319	6	1.600	41.805	65	2.722	42.211	65	2.267	41.742
93	1.600	41.592	66	1.601	41.409	15	1.655	42.093	15	2.818	42.355	15	2.377	41.756
6	1.599	41.433	65	1.329	41.714	65	1.703	41.936	6	2.858	42.450	6	2.557	41.896
66	2.037	41.372	6	1.357	41.603	66	1.892	41.853	66	3.223	42.523	66	2.833	41.807
98	2.313	41.421	98	1.751	41.283	98	2.143	41.954	98	3.403	42.452	98	2.971	41.765
8	2.586	41.393	8	2.339	41.598	8	2.508	41.731	8	3.631	42.315	8	3.308	41.874
2	1 LAP	59.786P	69	23.940	42.858	69	25.258	42.880	5	26.815	42.601	2	4 LAPS	2:50.910
69	22.927	42.567	4	24.158	42.831	5	25.406	42.810	69	26.843	42.777	5	27.685	43.067
4	23.172	42.559	5	24.158	42.686	23	25.716	42.871	23	26.843	42.319	69	28.421	43.775
5	23.317	42.510	23	24.407	42.787	4	25.880	43.284	4	27.194	42.506	23	28.397	43.751
23	23.465	42.547	29	1 LAP	44.357	29	1 LAP	44.988	29	1 LAP	44.692	4	28.545	43.548
29	1 LAP	44.432	33	36.407	43.662	33	38.605	43.760	33	41.235	43.822	29	1 LAP	44.747
33	34.590	43.797										33	50.120	51.082

Weather/Track: Bright/Dry

Rockingham Oval
 Circuit Length = 1.4790 miles.
 Start: 15:37 End: 15:59