



# 55th SILVERSTONE INTERNATIONAL

**Silverstone International Circuit**

**23rd & 24th July 2005**



**Results Provided by MST Sports Timing Ltd**  
***[www.msttiming.com](http://www.msttiming.com)***

# MGCC Drayton Manor Park MG Metro Cup

## QUALIFYING - Race 1

POS	NO	CL	NAME	NAT	ENTRY	TIME	LAPS	GAP	MPH
1	58	MM	Mark CHANDLER		Mini Miglia	1:41.198	10		80.00
2	75	MM	Paul BROWN		Mini Miglia	1:41.219	7	0.021	79.98
3	01	D	Paul LUTI		MG Metro	1:45.224	9	4.026	76.94
4	13	MM	Phil HARVEY	8	81 Miglia	1:45.584	10	4.386	76.68
5	28	D	Daniel LUDLOW		Rover Metro GTi	1:46.009	9	4.811	76.37
6	34	MM	Keith ALLINGTON		Mini Miglia	1:46.105	9	4.907	76.30
7	52	C	Simon WHITE		MG Metro	1:47.304	10	6.106	75.45
8	10	MM	Ralph SAUNDERS		Mini Miglia	1:47.679	9	6.481	75.19
9	96	C	Dick TREVETT		MG Metro Turbo	1:47.695	9	6.497	75.17
10	00	C	Dennis ROBINSON		MG Metro Turbo	1:48.107	9	6.909	74.89
11	37	D	Chris HARRIS		MG Metro	1:48.355	9	7.157	74.72
12	77	B	Rob MANSER		MG Metro	1:48.808	9	7.610	74.41
13	87	M7	Gareth HUNT		Mini Se7en	1:49.001	9	7.803	74.27
14	78	M7	Paul MCGARRY		Mini Se7en	1:49.303	9	8.105	74.07
15	9	M7	Kane ASTIN		Mini Se7en	1:49.762	9	8.564	73.76
16	25	B	Glenn BOWKER		MG Metro	1:49.930	9	8.732	73.65
17	98	M7	Mark SMITH		Mini Se7en	1:50.304	9	9.106	73.40
18	32	C	Tony DOWLER		MG Metro	1:50.390	8	9.192	73.34
19	7	C	Tony HOWE		MG Metro Turbo	1:50.691	9	9.493	73.14
20	85	B	Rob CAMPBELL		Rover Metro GTi	1:51.404	9	10.206	72.67
21	49	C	Richard GARRARD		MG Metro Turbo	1:51.405	9	10.207	72.67
22	14	M7	Mickey BRAY		Mini Se7en	1:51.586	9	10.388	72.55
23	39	B	Barry LAKE		Rover Metro GTi	1:51.690	9	10.492	72.49
24	26	M7	Lee JONES		Mini Se7en	1:52.196	9	10.998	72.16
25	57	M7	Philip GILLIBRAND		Mini Se7en	1:52.442	9	11.244	72.00
26	24	M7	James COULSON		Mini Se7en	1:52.681	9	11.483	71.85
27	3	M7	Dave BANWELL		Mini Se7en	1:53.093	9	11.895	71.59
28	35	MM	Ian FETHERSTONE		Mini Miglia	1:53.990	9	12.792	71.02
29	99	M7	Rupert HINDE		Mini Se7en	1:54.508	9	13.310	70.70
30	12	A	Iain PATTERSON		MG Metro	1:54.612	9	13.414	70.64
31	90	A	Terry BRACEY-WRIGHT		MG Metro	1:55.798	9	14.600	69.91
32	79	A	Paul ASHTON		MG Metro	1:56.702	9	15.504	69.37
33	47	M7	Kelvin EDGAR		Mini Se7en	1:59.876	9	18.678	67.54
34	27	M7	Andy HILL		Mini Se7en	2:00.077	8	18.879	67.42
35	20	A	David HEASMAN		MG Metro	2:06.848	8	25.650	63.82
36	5	A	Stuart OWEN		Rover Metro Gta	2:07.617	8	26.419	63.44
37	38	B	Steve CARTER		Rover Metro GTi	2:10.271	8	29.073	62.15

**CARS 24 AND 32 NEED WORKING TRANSPONDERS**

**Weather/Track - Cloudy/Dry**

**These results are provisional until the conclusion of any judicial and technical matters.**

Silverstone Inter

Circuit Length = 2.2490 miles.

Start: 09:00 End: 09:15

Clerk of Course:	Stewards:	Timekeeper:
------------------	-----------	-------------

## MGCC Drayton Manor Park MG Metro Cup LAP ANALYSIS

<b>3</b>	<b>Dave BANWELL</b>	Mini Se7en
1 - X:00.000	6 - <b>1:53.093</b>	
2 - 2:09.568	7 - 1:54.077	
3 - 1:56.730	8 - 2:08.388	
4 - 1:54.919	9 - 1:53.430	
5 - 1:53.375		
<b>5</b>	<b>Stuart OWEN</b>	Rover Metro Gta
1 - X:00.000	6 - 2:16.043	
2 - 2:20.925	7 - 2:08.283	
3 - 2:10.948	8 - 2:13.544	
4 - <b>2:07.617</b>		
5 - 2:09.666		
<b>7</b>	<b>Tony HOWE</b>	MG Metro Turbo
1 - X:00.000	6 - 1:52.293	
2 - 2:08.101	7 - 1:53.425	
3 - 1:58.498	8 - 1:52.023	
4 - 1:53.235	9 - <b>1:50.691</b>	
5 - 1:52.668		
<b>9</b>	<b>Kane ASTIN</b>	Mini Se7en
1 - X:00.000	6 - <b>1:49.762</b>	
2 - 2:07.414	7 - 1:51.031	
3 - 1:54.776	8 - 1:50.939	
4 - 1:51.534	9 - 1:50.888	
5 - 1:51.059		
<b>00</b>	<b>Dennis ROBINSON</b>	MG Metro Turbo
1 - X:00.000	6 - <b>1:48.107</b>	
2 - 1:56.745	7 - 1:48.983	
3 - 1:51.244	8 - 1:48.976	
4 - 1:50.438	9 - 1:48.244	
5 - 1:48.837		
<b>01</b>	<b>Paul LUTI</b>	MG Metro
1 - X:00.000	6 - 1:45.418	
2 - 1:54.757	7 - 1:48.293	
3 - 1:57.575	8 - 1:46.361	
4 - 1:45.739	9 - <b>1:45.224</b>	
5 - 1:48.819		
<b>10</b>	<b>Ralph SAUNDERS</b>	Mini Miglia
1 - X:00.000	6 - 1:49.366	
2 - 1:59.653	7 - 1:51.192	
3 - 1:52.613	8 - <b>1:47.679</b>	
4 - 1:55.658	9 - 1:47.819	
5 - 1:48.832		

# MGCC Drayton Manor Park MG Metro Cup LAP ANALYSIS

(contd.)

<b>12</b>	<b>Iain PATTERSON</b>			MG Metro
	1 - X:00.000	6 - 1:55.170		
	2 - 2:00.144	7 - 1:55.871		
	3 - 1:57.497	8 - 1:56.932		
	4 - 1:58.323	9 - 1:56.280		
	5 - <b>1:54.612</b>			
<b>13</b>	<b>Phil HARVEY</b>	<b>8</b>	<b>81</b>	Miglia
	1 - X:00.000	6 - 1:46.244		
	2 - 1:57.322	7 - 1:47.921		
	3 - 1:49.963	8 - <b>1:45.584</b>		
	4 - 1:52.538	9 - 1:46.004		
	5 - 1:45.745	10 - 1:52.724		
<b>14</b>	<b>Mickey BRAY</b>			Mini Se7en
	1 - X:00.000	6 - 1:53.006		
	2 - 2:20.726	7 - 1:52.766		
	3 - 2:05.640	8 - 1:52.694		
	4 - 1:57.218	9 - <b>1:51.586</b>		
	5 - 1:52.349			
<b>20</b>	<b>David HEASMAN</b>			MG Metro
	1 - X:00.000	6 - 2:13.274		
	2 - 2:20.573	7 - 2:11.192		
	3 - <b>2:06.848</b>	8 - 2:14.289		
	4 - 2:13.198			
	5 - 2:07.949			
<b>24</b>	<b>James COULSON</b>			Mini Se7en
	1 - X:00.000	6 - 1:53.797		
	2 - 2:09.183	7 - 1:55.694		
	3 - 1:58.275	8 - 1:53.920		
	4 - 1:55.653	9 - <b>1:52.681</b>		
	5 - 1:55.580			
<b>25</b>	<b>Glenn BOWKER</b>			MG Metro
	1 - X:00.000	6 - <b>1:49.930</b>		
	2 - 1:57.801	7 - 1:51.648		
	3 - 1:53.305	8 - 1:51.224		
	4 - 1:51.293	9 - 1:50.570		
	5 - 1:50.928			
<b>26</b>	<b>Lee JONES</b>			Mini Se7en
	1 - X:00.000	6 - 1:52.391		
	2 - 1:58.605	7 - 1:52.422		
	3 - 1:54.444	8 - 1:52.518		
	4 - <b>1:52.196</b>	9 - 1:53.837		
	5 - 1:52.464			

# MGCC Drayton Manor Park MG Metro Cup LAP ANALYSIS

(contd.)

<b>27</b>	<b>Andy HILL</b>	Mini Se7en
1 -	X:00.000	6 - 2:02.196
2 -	2:15.941	7 - 2:01.894
3 -	<b>2:00.077</b>	8 - 2:00.462
4 -	2:02.537	
5 -	2:01.037	
<b>28</b>	<b>Daniel LUDLOW</b>	Rover Metro GTi
1 -	X:00.000	6 - <b>1:46.009</b>
2 -	1:55.915	7 - 2:13.200
3 -	1:46.621	8 - 1:47.537
4 -	1:49.178	9 - 1:48.634
5 -	1:46.475	
<b>32</b>	<b>Tony DOWLER</b>	MG Metro
1 -	X:00.000	6 - 1:51.225
2 -	2:00.443	7 - 1:51.652
3 -	1:52.934	8 - <b>1:50.390</b>
4 -	1:51.372	
5 -	3:41.528	
<b>34</b>	<b>Keith ALLINGTON</b>	Mini Miglia
1 -	X:00.000	6 - 1:47.432
2 -	2:02.164	7 - 1:49.699
3 -	1:47.642	8 - <b>1:46.105</b>
4 -	1:50.582	9 - 1:46.656
5 -	1:49.746	
<b>35</b>	<b>Ian FETHERSTONE</b>	Mini Miglia
1 -	X:00.000	6 - 1:56.471
2 -	2:08.674	7 - 1:55.311
3 -	2:01.557	8 - 1:55.100
4 -	1:54.840	9 - 1:55.792
5 -	<b>1:53.990</b>	
<b>37</b>	<b>Chris HARRIS</b>	MG Metro
1 -	X:00.000	6 - 1:52.539
2 -	2:18.230	7 - 1:51.074
3 -	1:59.086	8 - <b>1:48.355</b>
4 -	1:49.366	9 - 1:49.468
5 -	1:52.964	
<b>38</b>	<b>Steve CARTER</b>	Rover Metro GTi
1 -	X:00.000	6 - 2:15.183
2 -	2:15.114	7 - 2:15.257
3 -	2:14.173	8 - 2:13.387
4 -	2:10.958	
5 -	<b>2:10.271</b>	

# MGCC Drayton Manor Park MG Metro Cup LAP ANALYSIS

(contd.)

<b>39</b>	<b>Barry LAKE</b>	Rover Metro GTi
1 - X:00.000	6 - <b>1:51.690</b>	
2 - 2:00.041	7 - 1:51.724	
3 - 1:52.997	8 - 1:52.996	
4 - 1:54.168	9 - 1:52.510	
5 - 1:54.790		
<b>47</b>	<b>Kelvin EDGAR</b>	Mini Se7en
1 - X:00.000	6 - 2:02.171	
2 - 2:06.214	7 - 2:01.640	
3 - 2:01.411	8 - <b>1:59.876</b>	
4 - 2:02.691	9 - 2:01.883	
5 - 2:00.938		
<b>49</b>	<b>Richard GARRARD</b>	MG Metro Turbo
1 - X:00.000	6 - 1:52.113	
2 - 2:03.021	7 - 1:52.988	
3 - 1:54.358	8 - <b>1:51.405</b>	
4 - 1:53.538	9 - 1:54.331	
5 - 1:53.328		
<b>52</b>	<b>Simon WHITE</b>	MG Metro
1 - X:00.000	6 - 1:48.110	
2 - 1:56.237	7 - 1:48.711	
3 - 1:51.146	8 - 1:50.053	
4 - 1:48.946	9 - <b>1:47.304</b>	
5 - 1:48.160	10 - 1:49.727	
<b>57</b>	<b>Philip GILLIBRAND</b>	Mini Se7en
1 - X:00.000	6 - 1:53.812	
2 - 2:01.588	7 - 1:53.048	
3 - 1:54.704	8 - 1:54.280	
4 - <b>1:52.442</b>	9 - 1:59.387	
5 - 1:53.501		
<b>58</b>	<b>Mark CHANDLER</b>	Mini Miglia
1 - X:00.000	6 - 1:54.722P	
2 - 1:52.476	7 - 2:17.481	
3 - 1:42.996	8 - 1:41.425	
4 - 1:41.700	9 - <b>1:41.198</b>	
5 - 1:41.275	10 - 2:12.452	
<b>75</b>	<b>Paul BROWN</b>	Mini Miglia
1 - X:00.000	6 - 1:42.135	
2 - 1:54.903	7 - 1:54.664P	
3 - 1:42.902		
4 - 1:41.528		
5 - <b>1:41.219</b>		

# MGCC Drayton Manor Park MG Metro Cup LAP ANALYSIS

(contd.)

<b>77</b>	<b>Rob MANSER</b>	MG Metro
1 - X:00.000	6 - 1:51.513	
2 - 1:57.417	7 - 1:51.486	
3 - 1:52.721	8 - 1:49.633	
4 - 1:49.980	9 - <b>1:48.808</b>	
5 - 1:50.188		
<b>78</b>	<b>Paul MCGARRY</b>	Mini Se7en
1 - X:00.000	6 - 1:49.556	
2 - 1:56.160	7 - <b>1:49.303</b>	
3 - 1:50.693	8 - 1:49.603	
4 - 1:49.863	9 - 1:49.496	
5 - 1:50.136		
<b>79</b>	<b>Paul ASHTON</b>	MG Metro
1 - X:00.000	6 - <b>1:56.702</b>	
2 - 2:04.355	7 - 2:01.444	
3 - 1:58.719	8 - 1:58.411	
4 - 1:57.977	9 - 2:00.684	
5 - 1:57.703		
<b>85</b>	<b>Rob CAMPBELL</b>	Rover Metro GTi
1 - X:00.000	6 - 1:58.832	
2 - 1:58.849	7 - 1:51.894	
3 - 1:54.766	8 - 1:51.462	
4 - <b>1:51.404</b>	9 - 1:53.970	
5 - 1:52.265		
<b>87</b>	<b>Gareth HUNT</b>	Mini Se7en
1 - X:00.000	6 - 1:49.498	
2 - 1:56.382	7 - 1:50.510	
3 - 1:52.024	8 - <b>1:49.001</b>	
4 - 1:51.409	9 - 1:50.303	
5 - 1:52.113		
<b>90</b>	<b>Terry BRACEY-WRIGHT</b>	MG Metro
1 - X:00.000	6 - <b>1:55.798</b>	
2 - 1:57.872	7 - 1:55.943	
3 - 1:57.155	8 - 1:59.218	
4 - 1:56.842	9 - 1:56.849	
5 - 1:57.382		
<b>96</b>	<b>Dick TREVETT</b>	MG Metro Turbo
1 - X:00.000	6 - 1:48.080	
2 - 2:22.004	7 - 1:49.115	
3 - 1:50.811	8 - 1:47.976	
4 - 1:48.451	9 - <b>1:47.695</b>	
5 - 1:48.267		

# MGCC Drayton Manor Park MG Metro Cup LAP ANALYSIS

(contd.)

<b>98</b>	<b>Mark SMITH</b>	Mini Se7en
1 - X:00.000	6 - 1:51.058	
2 - 1:55.152	7 - 1:51.959	
3 - 1:57.336	8 - 1:51.083	
4 - 1:50.604	9 - <b>1:50.304</b>	
5 - 1:50.514		
<b>99</b>	<b>Rupert HINDE</b>	Mini Se7en
1 - X:00.000	6 - <b>1:54.508</b>	
2 - 2:02.787	7 - 1:55.160	
3 - 1:58.046	8 - 2:00.717	
4 - 1:55.141	9 - 1:55.260	
5 - 1:55.067		




# MGCC Drayton Manor Park MG Metro Cup

## GRID - Race 1

ROW 19	2:10.271	38	CARTER		
ROW 18	2:06.848	20	HEASMAN	2:07.617	5
ROW 17	1:59.876	47	EDGAR	2:00.077	27
ROW 16	1:55.798	90	BRACEY-WRIGHT	1:56.702	79
ROW 15	1:54.508	99	HINDE	1:54.612	12
ROW 14	1:53.093	3	BANWELL	1:53.990	35
ROW 13	1:52.442	57	GILLIBRAND	1:52.681	24
ROW 12	1:51.690	39	LAKE	1:52.196	26
ROW 11	1:51.405	49	GARRARD	1:51.586	14
ROW 10	1:50.691	7	HOWE	1:51.404	85
ROW 9	1:50.304	98	SMITH	1:50.390	32
ROW 8	1:49.762	9	ASTIN	1:49.930	25
ROW 7	1:49.001	87	HUNT	1:49.303	78
ROW 6	1:48.355	37	HARRIS	1:48.808	77
ROW 5	1:47.695	96	TREVETT	1:48.107	00
ROW 4	1:47.304	52	WHITE	1:47.679	10
ROW 3	1:46.009	28	LUDLOW	1:46.105	34
ROW 2	1:45.224	01	LUTI	1:45.584	13
ROW 1	1:41.198	58	CHANDLER	1:41.219	75

POLE



**CARS 24 AND 32 NEED WORKING TRANSPONDERS**

**Weather/Track - Cloudy/Dry**

**These results are provisional until the conclusion of any judicial and technical matters.**

Silverstone Inter

Circuit Length = 2.2490 miles.

Start: 09:00 End: 09:15

Clerk of Course:	Stewards:	Timekeeper:
------------------	-----------	-------------

# MGCC Peter Best BCV8

## QUALIFYING - Race 2

POS	NO	CL	NAME	NAT	ENTRY	TIME	LAPS	GAP	MPH
1	93	D	Tom STEWART		MGB GT V8	1:30.815	10		89.15
2	98	D	Steve WILLIAMS		MGB V8	1:32.932	10	2.117	87.12
3	94	D	John WILSON		MGB GT V8	1:32.990	10	2.175	87.06
4	81	C	Adrian BEER		MGB GT V8	1:35.031	7	4.216	85.19
5	84	D	Peter COLLIS		MGB Roadster	1:36.475	10	5.660	83.92
6	78	C	Joe PARRINGTON		MGB GT V8	1:36.704	10	5.889	83.72
7	74	C	Andrew YOUNG		MGC GT	1:36.967	10	6.152	83.49
8	95	D	Brian HALFORD		MGB GT V8	1:37.645	10	6.830	82.91
9	75	C	Martin HALL		MGB Roadster	1:40.406	10	9.591	80.63
10	32	B	Rob HUFF		MGB	1:40.450	9	9.635	80.60
11	73	C	Piers TOWNSEND		MGB	1:40.556	8	9.741	80.51
12	70	B	Russell McCARTHY		MGB Roadster	1:40.906	10	10.091	80.23
13	52	B	Spencer McCARTHY		MGB	1:41.429	10	10.614	79.82
14	45	B	Mike HARRIS		MGB	1:42.867	10	12.052	78.70
15	58	B	Ian PRIOR		MGB	1:43.267	9	12.452	78.40
16	34	B	Brian CAKEBREAD		MGB V8	1:43.663	9	12.848	78.10
17	22	AB	Tom SMITH		MGB	1:44.314	9	13.499	77.61
18	50	B	Chris FORREST		MGB GT	1:44.702	9	13.887	77.32
19	37	B	Barry HOLMES		MGB GT V8	1:45.107	10	14.292	77.03
20	31	B	Jonnie WHEELER		MGB	1:45.114	9	14.299	77.02
21	14	AB	James COTTINGHAM		MGB	1:45.198	10	14.383	76.96
22	33	B	Max CAWTHORN		MGB	1:45.584	9	14.769	76.68
23	1	B	James WHEELER		MGB	1:46.300	5	15.485	76.16
24	12	C	Paul WHITE		MG BGT V8	1:48.181	9	17.366	74.84
25	44	B	Peter SAMUELS		MGB Roadster	1:49.056	3	18.241	74.24
26	53	B	Kevin SWANN		MGB	1:49.531	9	18.716	73.91
27	24	AB	Chris ONEILL		MGB	1:50.902	9	20.087	73.00
28	55	B	Barry SIDERY-SMITH		MGB	1:51.056	4	20.241	72.90
29	161	B	David HILL		MGB GT V8	1:51.942	9	21.127	72.32
30	3	A	Robin MUIR		MGB Roadster	1:53.132	9	22.317	71.56
31	8	A	Ken DEAMER		MGB	1:54.324	9	23.509	70.82
32	7	A	Richard DAWE		MGB GT	1:55.452	9	24.637	70.12
33	64	B	Iain YOUNG		MGC GT	1:58.437	9	27.622	68.36
34	9	A	Steve OKINES		MGB GT	1:58.879	8	28.064	68.10
35	60	B	Victor YOUNG		MGC GT	2:00.042	8	29.227	67.44
36	10	A	David SMITH		MGB GT	2:00.825	9	30.010	67.00
37	5	A	Brian SMETHURST		MGB Roadster	2:02.118	8	31.303	66.30

Silverstone Inter  
Circuit Length = 2.2490 miles.  
Start: 09:21 End: 09:36

Weather/Track - Cloudy/Dry

These results are provisional until the conclusion of any judicial and technical matters.

Clerk of Course:	Stewards:	Timekeeper:
------------------	-----------	-------------

# MGCC Peter Best BCV8 LAP ANALYSIS

<b>1</b>	<b>James WHEELER</b>	MGB
1 - 7:52.665 2 - 1:51.512 3 - <b>1:46.300</b> 4 - 2:08.382P 5 - 9:45.772		
<b>3</b>	<b>Robin MUIR</b>	MGB Roadster
1 - 7:03.473    6 - 1:55.297 2 - 1:55.859    7 - 1:56.704 3 - 1:53.700    8 - 1:55.558 4 - 1:54.120    9 - 1:54.964 5 - <b>1:53.132</b>		
<b>5</b>	<b>Brian SMETHURST</b>	MGB Roadster
1 - 7:09.673    6 - 2:03.852 2 - 2:14.898    7 - 2:03.093 3 - 2:06.498    8 - <b>2:02.118</b> 4 - 2:04.465 5 - 2:02.829		
<b>7</b>	<b>Richard DAWE</b>	MGB GT
1 - 7:12.920    6 - 1:56.653 2 - 2:04.043    7 - 1:57.052 3 - 1:56.175    8 - 1:56.275 4 - 1:56.876    9 - <b>1:55.452</b> 5 - 1:57.182		
<b>8</b>	<b>Ken DEAMER</b>	MGB
1 - 7:19.940    6 - 1:55.256 2 - 2:04.564    7 - 1:56.670 3 - 2:09.982    8 - 1:57.104 4 - 1:55.043    9 - 1:55.668 5 - <b>1:54.324</b>		
<b>9</b>	<b>Steve OKINES</b>	MGB GT
1 - 7:33.136    6 - <b>1:58.879</b> 2 - 2:03.234    7 - 2:02.812 3 - 2:00.134    8 - 2:13.171 4 - 2:11.410 5 - 2:24.984		
<b>10</b>	<b>David SMITH</b>	MGB GT
1 - 7:04.486    6 - <b>2:00.825</b> 2 - 2:04.110    7 - 2:04.275 3 - 2:01.356    8 - 2:01.493 4 - 2:01.942    9 - 2:01.809 5 - 2:02.319		

# MGCC Peter Best BCV8 LAP ANALYSIS

(contd.)

<b>12</b>	<b>Paul WHITE</b>	MG BGT V8
1 -	7:40.905	6 - 1:49.804
2 -	1:54.243	7 - 1:49.535
3 -	1:52.310	8 - 1:49.616
4 -	1:52.169	9 - <b>1:48.181</b>
5 -	1:50.584	
<b>14</b>	<b>James COTTINGHAM</b>	MGB
1 -	7:10.168	6 - <b>1:45.198</b>
2 -	1:52.306	7 - 1:45.483
3 -	1:46.614	8 - 1:45.525
4 -	1:46.536	9 - 1:45.955
5 -	1:46.612	10 - 1:45.378
<b>22</b>	<b>Tom SMITH</b>	MGB
1 -	7:39.147	6 - <b>1:44.314</b>
2 -	1:49.572	7 - 1:52.837
3 -	1:48.928	8 - 1:53.153
4 -	1:44.957	9 - 1:44.462
5 -	1:44.417	
<b>24</b>	<b>Chris ONEILL</b>	MGB
1 -	7:43.969	6 - 1:51.390
2 -	2:03.313	7 - 1:52.667
3 -	1:52.620	8 - 1:52.699
4 -	1:52.200	9 - <b>1:50.902</b>
5 -	1:51.871	
<b>31</b>	<b>Jonnie WHEELER</b>	MGB
1 -	7:23.036	6 - <b>1:45.114</b>
2 -	1:52.548	7 - 1:45.613
3 -	1:46.959	8 - 1:51.622
4 -	1:45.723	9 - 2:07.047P
5 -	1:45.480	
<b>32</b>	<b>Rob HUFF</b>	MGB
1 -	6:59.942	6 - 2:59.543
2 -	1:43.073	7 - 1:47.082
3 -	1:41.096	8 - 1:50.992P
4 -	<b>1:40.450</b>	9 - 2:42.362
5 -	1:51.471P	
<b>33</b>	<b>Max CAWTHORN</b>	MGB
1 -	7:22.181	6 - <b>1:45.584</b>
2 -	1:59.924	7 - 1:45.700
3 -	1:49.839	8 - 1:50.173
4 -	1:45.653	9 - 1:47.041
5 -	1:45.693	

# MGCC Peter Best BCV8 LAP ANALYSIS

(contd.)

<b>34</b>	<b>Brian CAKEBREAD</b>	MGB V8
1 -	7:36.045	6 - 1:43.913
2 -	2:03.389	7 - <b>1:43.663</b>
3 -	1:49.925	8 - 1:45.360
4 -	1:44.147	9 - 1:44.092
5 -	1:44.611	
<b>37</b>	<b>Barry HOLMES</b>	MGB GT V8
1 -	7:02.817	6 - 1:46.619
2 -	1:50.360	7 - 1:49.064
3 -	1:47.509	8 - 1:48.510
4 -	1:45.145	9 - 1:48.639
5 -	<b>1:45.107</b>	10 - 1:45.331
<b>44</b>	<b>Peter SAMUELS</b>	MGB Roadster
1 -	9:48.664P	
2 -	2:05.260	
3 -	<b>1:49.056</b>	
<b>45</b>	<b>Mike HARRIS</b>	MGB
1 -	7:02.300	6 - 2:02.295
2 -	1:49.459	7 - <b>1:42.867</b>
3 -	1:44.460	8 - 1:46.204
4 -	1:44.185	9 - 1:44.900
5 -	1:42.925	10 - 1:44.576
<b>50</b>	<b>Chris FORREST</b>	MGB GT
1 -	7:41.079	6 - 1:45.023
2 -	1:54.443	7 - 1:45.006
3 -	1:48.674	8 - 1:44.995
4 -	1:47.871	9 - <b>1:44.702</b>
5 -	1:46.958	
<b>52</b>	<b>Spencer McCARTHY</b>	MGB
1 -	7:11.660	6 - 1:43.471
2 -	1:48.953	7 - 1:41.642
3 -	1:42.438	8 - 1:42.388
4 -	1:41.808	9 - 1:42.475
5 -	<b>1:41.429</b>	10 - 1:42.176
<b>53</b>	<b>Kevin SWANN</b>	MGB
1 -	7:40.641	6 - 1:50.602
2 -	1:59.884	7 - 1:50.211
3 -	1:53.722	8 - 1:50.227
4 -	1:51.065	9 - <b>1:49.531</b>
5 -	1:50.436	

# MGCC Peter Best BCV8 LAP ANALYSIS

(contd.)

<b>55</b>	<b>Barry SIDERY-SMITH</b>	MGB
1 - 7:44.414 2 - 2:01.588 3 - <b>1:51.056</b> 4 - 2:17.408P		
<b>58</b>	<b>Ian PRIOR</b>	MGB
1 - 7:00.977    6 - 1:44.045 2 - 1:46.095    7 - 1:43.644 3 - 1:45.103    8 - 1:43.686 4 - <b>1:43.267</b> 9 - 1:58.323P 5 - 1:43.405		
<b>60</b>	<b>Victor YOUNG</b>	MGC GT
1 - 7:08.193    6 - 2:01.984 2 - 2:17.652    7 - <b>2:00.042</b> 3 - 2:11.937    8 - 2:11.958 4 - 2:05.552 5 - 2:10.065		
<b>64</b>	<b>Iain YOUNG</b>	MGC GT
1 - 7:11.102    6 - 2:00.602 2 - 2:09.020    7 - <b>1:58.437</b> 3 - 2:01.916    8 - 1:59.797 4 - 2:02.471    9 - 1:58.894 5 - 2:00.859		
<b>70</b>	<b>Russell McCARTHY</b>	MGB Roadster
1 - 7:08.955    6 - 1:42.479 2 - 1:50.710    7 - 1:41.932 3 - 1:41.582    8 - 1:41.757 4 - 1:41.409    9 - 1:47.877 5 - <b>1:40.906</b> 10 - 1:42.133		
<b>73</b>	<b>Piers TOWNSEND</b>	MGB
1 - 7:01.661    6 - 1:42.347 2 - 1:45.749    7 - 1:41.417 3 - 1:41.887    8 - 1:44.526 4 - <b>1:40.556</b> 5 - 1:41.336		
<b>74</b>	<b>Andrew YOUNG</b>	MGC GT
1 - 7:08.204    6 - 1:39.135 2 - 1:49.450    7 - 1:38.334 3 - 1:39.086    8 - 1:42.301 4 - 1:38.037    9 - 1:40.293 5 - <b>1:36.967</b> 10 - 1:54.345P		

# MGCC Peter Best BCV8 LAP ANALYSIS

(contd.)

<b>75</b>	<b>Martin HALL</b>	MGB Roadster
1 -	7:17.715	6 - 1:41.960
2 -	1:51.460	7 - 1:42.235
3 -	1:43.771	8 - <b>1:40.406</b>
4 -	1:43.372	9 - 1:42.266
5 -	1:43.034	10 - 1:40.795
<b>78</b>	<b>Joe PARRINGTON</b>	MGB GT V8
1 -	7:08.352	6 - 1:38.306
2 -	1:46.528	7 - 1:40.271
3 -	1:40.575	8 - 1:42.933
4 -	<b>1:36.704</b>	9 - 1:40.206
5 -	1:38.288	10 - 1:41.414
<b>81</b>	<b>Adrian BEER</b>	MGB GT V8
1 -	7:50.635	6 - 1:35.183
2 -	2:09.347	7 - <b>1:35.031</b>
3 -	1:36.976	
4 -	1:37.099	
5 -	1:41.248	
<b>84</b>	<b>Peter COLLIS</b>	MGB Roadster
1 -	7:22.849	6 - 1:37.327
2 -	1:50.559	7 - <b>1:36.475</b>
3 -	1:39.810	8 - 1:38.022
4 -	1:37.048	9 - 1:39.283
5 -	1:36.485	10 - 1:38.646
<b>93</b>	<b>Tom STEWART</b>	MGB GT V8
1 -	7:24.137	6 - 1:32.227
2 -	1:49.413	7 - 1:31.972
3 -	1:35.390	8 - 1:42.800
4 -	1:31.939	9 - 1:34.003
5 -	<b>1:30.815</b>	10 - 1:32.155
<b>94</b>	<b>John WILSON</b>	MGB GT V8
1 -	7:03.371	6 - 1:37.662
2 -	1:40.066	7 - 1:36.646
3 -	1:33.950	8 - 1:33.952
4 -	<b>1:32.990</b>	9 - 1:46.404
5 -	1:34.968	10 - 1:42.565
<b>95</b>	<b>Brian HALFORD</b>	MGB GT V8
1 -	7:30.399	6 - 1:38.221
2 -	1:52.022	7 - <b>1:37.645</b>
3 -	1:41.052	8 - 2:00.461P
4 -	1:38.358	9 - 1:52.651
5 -	1:37.939	10 - 1:56.450P

# MGCC Peter Best BCV8 LAP ANALYSIS

(contd.)

<b>98</b>	<b>Steve WILLIAMS</b>	MGB V8
1 - 7:29.953	6 - 1:36.880	
2 - 1:52.768	7 - <b>1:32.932</b>	
3 - 1:36.671	8 - 1:37.408	
4 - 1:34.559	9 - 1:36.078	
5 - 1:33.365	10 - 1:39.540	
<b>161</b>	<b>David HILL</b>	MGB GT V8
1 - 7:40.172	6 - 1:54.052	
2 - 1:53.196	7 - 1:54.617	
3 - 1:52.933	8 - <b>1:51.942</b>	
4 - 1:53.217	9 - 1:53.723	
5 - 1:52.993		




# MGCC Peter Best BCV8

## GRID - Race 2

ROW 19	2:02.118	5	SMETHURST		
ROW 18	2:00.042	60	YOUNG	2:00.825	10
ROW 17	1:58.437	64	YOUNG	1:58.879	9
ROW 16	1:54.324	8	DEAMER	1:55.452	7
ROW 15	1:51.942	161	HILL	1:53.132	3
ROW 14	1:50.902	24	ONEILL	1:51.056	55
ROW 13	1:49.056	44	SAMUELS	1:49.531	53
ROW 12	1:46.300	1	WHEELER	1:48.181	12
ROW 11	1:45.198	14	COTTINGHAM	1:45.584	33
ROW 10	1:45.107	37	HOLMES	1:45.114	31
ROW 9	1:44.314	22	SMITH	1:44.702	50
ROW 8	1:43.267	58	PRIOR	1:43.663	34
ROW 7	1:41.429	52	MCCARTHY	1:42.867	45
ROW 6	1:40.556	73	TOWNSEND	1:40.906	70
ROW 5	1:40.406	75	HALL	1:40.450	32
ROW 4	1:36.967	74	YOUNG	1:37.645	95
ROW 3	1:36.475	84	COLLIS	1:36.704	78
ROW 2	1:32.990	94	WILSON	1:35.031	81
ROW 1	1:30.815	93	STEWART	1:32.932	98

POLE



Weather/Track - Cloudy/Dry  
 These results are provisional until the conclusion of any judicial and technical matters.

Silverstone Inter  
 Circuit Length = 2.2490 miles.  
 Start: 09:21 End: 09:36

Clerk of Course:	Stewards:	Timekeeper:
------------------	-----------	-------------

# AMOC UBS Aston Martin Championship

## QUALIFYING - Race 3

POS	NO	CL	NAME	NAT	ENTRY	TIME	LAPS	GAP	MPH
1	96	B3	Ray MALLOCK		Aston Martin DB4	1:36.023	10		84.31
2	74	C3	Arthur THURTLÉ		Aston Martin V8	1:36.239	8	0.216	84.12
3	22	B3	Tom ALEXANDER		Aston Martin DB4	1:38.259	10	2.236	82.39
4	59	B3	Nicholas KING		Aston Martin DB4	1:38.376	10	2.353	82.30
5	94	B3	Ronnie FARMER		Aston Martin DB4	1:39.796	10	3.773	81.13
6	44	C3	Bob SEARLES		Aston Martin DBS V8	1:40.131	6	4.108	80.85
7	90	C2	Richard BUTLER		Aston Martin V8 Series 2	1:40.427	9	4.404	80.62
8	78	C3	George MILLER		Aston Martin V8	1:41.150	10	5.127	80.04
9	21	B3	John GOLDSMITH		Aston Martin DB6	1:41.300	10	5.277	79.92
10	14	C3	Paul HIPWELL		Aston Martin V8	1:42.513	8	6.490	78.97
11	18	B3	Peter WHEELER		Aston Martin DB4	1:42.651	10	6.628	78.87
12	86	B3	Jeremy COOKE		Aston Martin DB4	1:43.116	10	7.093	78.51
13	88	C3	Patrick COOKE		Aston Martin Vantage	1:44.362	9	8.339	77.58
14	57	C2	David SUCH		Aston Martin V8	1:44.840	9	8.817	77.22
15	79	B3	Conor O BRIEN		Aston Martin DB4	1:45.356	10	9.333	76.84
16	15	B1	Geoffrey LEWIS		Aston Martin DB4	1:53.268	9	17.245	71.48

Weather/Track - Cloudy/Dry

These results are provisional until the conclusion of any judicial and technical matters.

Silverstone Inter

Circuit Length = 2.2490 miles.

Start: 09:44 End: 09:59

Clerk of Course:	Stewards:	Timekeeper:
------------------	-----------	-------------

## AMOC UBS Aston Martin Championship LAP ANALYSIS

<b>14</b>	<b>Paul HIPWELL</b>	Aston Martin V8
1 -	X:00.000	6 - <b>1:42.513</b>
2 -	2:05.332	7 - 1:42.703
3 -	1:57.615	8 - 2:02.387P
4 -	1:47.353	
5 -	1:46.695	
<b>15</b>	<b>Geoffrey LEWIS</b>	Aston Martin DB4
1 -	X:00.000	6 - 1:57.509
2 -	2:03.482	7 - 1:54.281
3 -	1:55.497	8 - 1:54.026
4 -	1:55.443	9 - <b>1:53.268</b>
5 -	1:58.855	
<b>18</b>	<b>Peter WHEELER</b>	Aston Martin DB4
1 -	X:00.000	6 - 1:43.110
2 -	1:51.778	7 - <b>1:42.651</b>
3 -	1:43.812	8 - 1:42.752
4 -	1:44.664	9 - 1:42.677
5 -	1:43.076	10 - 2:00.574
<b>21</b>	<b>John GOLDSMITH</b>	Aston Martin DB6
1 -	X:00.000	6 - 1:42.691
2 -	1:52.706	7 - 1:42.003
3 -	1:42.443	8 - 1:42.932
4 -	<b>1:41.300</b>	9 - 1:41.911
5 -	1:42.444	10 - 1:44.366
<b>22</b>	<b>Tom ALEXANDER</b>	Aston Martin DB4
1 -	X:00.000	6 - <b>1:38.259</b>
2 -	2:06.451	7 - 1:39.439
3 -	1:41.100	8 - 1:38.378
4 -	1:39.717	9 - 1:38.423
5 -	1:38.592	10 - 1:38.317
<b>44</b>	<b>Bob SEARLES</b>	Aston Martin DBS V8
1 -	X:00.000	6 - 2:02.722P
2 -	1:46.001	
3 -	1:42.443	
4 -	1:41.299	
5 -	<b>1:40.131</b>	
<b>57</b>	<b>David SUCH</b>	Aston Martin V8
1 -	X:00.000	6 - 1:46.468
2 -	2:04.821	7 - 1:45.689
3 -	1:58.197	8 - <b>1:44.840</b>
4 -	1:47.600	9 - 2:02.805P
5 -	1:46.529	

# AMOC UBS Aston Martin Championship LAP ANALYSIS

(contd.)

<b>59</b>	<b>Nicholas KING</b>	Aston Martin DB4
1 - X:00.000	6 - 1:39.198	
2 - 2:04.772	7 - <b>1:38.376</b>	
3 - 1:46.604	8 - 1:39.097	
4 - 1:40.149	9 - 1:38.815	
5 - 1:40.934	10 - 1:40.004	
<b>74</b>	<b>Arthur THURTLÉ</b>	Aston Martin V8
1 - X:00.000	6 - 1:37.209	
2 - 1:41.739	7 - 1:36.806	
3 - 1:36.438	8 - 2:00.144P	
4 - 1:37.326		
5 - <b>1:36.239</b>		
<b>78</b>	<b>George MILLER</b>	Aston Martin V8
1 - X:00.000	6 - 1:47.514	
2 - 1:53.093	7 - 1:42.563	
3 - 1:43.660	8 - 1:43.177	
4 - 1:41.702	9 - 1:43.954	
5 - <b>1:41.150</b>	10 - 1:45.774	
<b>79</b>	<b>Conor O BRIEN</b>	Aston Martin DB4
1 - X:00.000	6 - 1:46.333	
2 - 1:54.335	7 - 1:45.982	
3 - 1:45.769	8 - <b>1:45.356</b>	
4 - 1:46.894	9 - 1:45.402	
5 - 1:47.310	10 - 1:45.536	
<b>86</b>	<b>Jeremy COOKE</b>	Aston Martin DB4
1 - X:00.000	6 - 1:45.362	
2 - 1:47.412	7 - 1:44.029	
3 - 1:45.008	8 - <b>1:43.116</b>	
4 - 1:44.453	9 - 1:44.059	
5 - 1:46.655	10 - 1:44.452	
<b>88</b>	<b>Patrick COOKE</b>	Aston Martin Vantage
1 - X:00.000	6 - 1:46.195	
2 - 2:01.097	7 - <b>1:44.362</b>	
3 - 1:55.415	8 - 1:47.631	
4 - 1:45.594	9 - 2:00.260P	
5 - 1:47.856		
<b>90</b>	<b>Richard BUTLER</b>	Aston Martin V8 Series 2
1 - X:00.000	6 - 1:41.972	
2 - 2:05.054	7 - 1:41.480	
3 - 1:59.402	8 - <b>1:40.427</b>	
4 - 1:52.472	9 - 2:07.740P	
5 - 1:42.098		

# AMOC UBS Aston Martin Championship LAP ANALYSIS


(contd.)

<b>94</b>	<b>Ronnie FARMER</b>	Aston Martin DB4
1 - X:00.000	6 - <b>1:39.796</b>	
2 - 1:45.470	7 - 1:40.826	
3 - 1:40.591	8 - 1:40.488	
4 - 1:40.416	9 - 1:39.963	
5 - 1:40.612	10 - 1:40.529	
<b>96</b>	<b>Ray MALLOCK</b>	Aston Martin DB4
1 - X:00.000	6 - <b>1:36.023</b>	
2 - 1:41.487	7 - 1:36.603	
3 - 1:36.591	8 - 1:37.186	
4 - 1:38.461	9 - 1:37.672	
5 - 1:37.713	10 - 1:59.458P	

# AMOC UBS Aston Martin Championship

## GRID - Race 3

ROW 8	1:45.356 79 BRIEN	1:53.268 15 LEWIS
ROW 7	1:44.362 88 COOKE	1:44.840 57 SUCH
ROW 6	1:42.651 18 WHEELER	1:43.116 86 COOKE
ROW 5	1:41.300 21 GOLDSMITH	1:42.513 14 HIPWELL
ROW 4	1:40.427 90 BUTLER	1:41.150 78 MILLER
ROW 3	1:39.796 94 FARMER	1:40.131 44 SEARLES
ROW 2	1:38.259 22 ALEXANDER	1:38.376 59 KING
ROW 1	1:36.023 96 MALLOCK	1:36.239 74 THURTLÉ
POLE		



**Weather/Track - Cloudy/Dry**  
**These results are provisional until the conclusion of any judicial and technical matters.**

Silverstone Inter  
 Circuit Length = 2.2490 miles.  
 Start: 09:44 End: 09:59

Clerk of Course:	Stewards:	Timekeeper:
------------------	-----------	-------------

# MGCC MG X Power TF-ZR Trophy

## QUALIFYING - Race 4

POS	NO	CL	NAME	NAT	ENTRY	TIME	LAPS	GAP	MPH
1	91	B	Peter FELIX		MG ZR	1:37.473	8		83.06
2	94	B	Paul WALLACE		MG ZR	1:37.580	10	0.107	82.97
3	95	B	Dean CLEMENTS		MG ZR	1:37.701	10	0.228	82.86
4	99	B	Barry BENHAM		MG ZR	1:37.993	7	0.520	82.62
5	5	A	Elliot MASON		MG TF	1:38.211	7	0.738	82.43
6	87	B	Colin ROBERTSON		MG ZR	1:38.260	10	0.787	82.39
7	1	A	Mark ROBERTS		MG TF	1:38.294	10	0.821	82.36
8	88	B	Mark GIBBONS		MG ZR	1:38.357	10	0.884	82.31
9	96	B	Andy FELLO		MG ZR	1:38.965	10	1.492	81.81
10	77	B	Malcolm GAMMONS		MG ZR	1:39.284	9	1.811	81.54
11	76	B	Benjamin JACQUES		MG ZR	1:39.469	9	1.996	81.39
12	85	B	Sean PETERS		MG ZR	1:40.327	10	2.854	80.70
13	83	B	David COULTHARD		MG ZR	1:40.336	10	2.863	80.69
14	22	A	Matthew HENNINGS		MG TF	1:41.614	10	4.141	79.67
15	21	A	Paul PHIPPS		MG TF	1:41.693	8	4.220	79.61
16	6	A	Goff HOLMES		MG TF	1:41.820	10	4.347	79.51
17	20	A	Robert DAY		MG TF	1:42.493	10	5.020	78.99
18	8	A	Ross WOODHOUSE		MG TF	1:42.517	10	5.044	78.97
19	12	A	David PIERCE		MG TF	1:42.706	10	5.233	78.83
20	13	A	Andrew STEEL		MG TF	1:44.085	10	6.612	77.78
21	24	A	Mark RAYMENT		MG TF	1:44.205	7	6.732	77.69

Weather/Track - Cloudy/Dry

These results are provisional until the conclusion of any judicial and technical matters.

Silverstone Inter

Circuit Length = 2.2490 miles.

Start: 10:04 End: 10:19

Clerk of Course:	Stewards:	Timekeeper:
------------------	-----------	-------------

# MGCC MG X Power TF-ZR Trophy

## LAP ANALYSIS

<b>1</b>	<b>Mark ROBERTS</b>	MG TF
1 -	5:25.495	6 - 1:38.763
2 -	1:46.426	7 - 1:38.993
3 -	1:39.017	8 - 1:39.401
4 -	<b>1:38.294</b>	9 - 1:39.426
5 -	1:38.730	10 - 2:16.539P
<b>5</b>	<b>Elliot MASON</b>	MG TF
1 -	X:00.000	6 - 1:55.246
2 -	1:40.883	7 - 1:55.978P
3 -	1:39.362	
4 -	<b>1:38.211</b>	
5 -	1:54.867	
<b>6</b>	<b>Goff HOLMES</b>	MG TF
1 -	5:26.662	6 - 1:41.827
2 -	1:46.125	7 - 1:43.734
3 -	<b>1:41.820</b>	8 - 1:43.763
4 -	1:59.265	9 - 1:43.329
5 -	1:44.198	10 - 1:43.724
<b>8</b>	<b>Ross WOODHOUSE</b>	MG TF
1 -	5:33.780	6 - 1:42.768
2 -	1:56.303	7 - 1:42.782
3 -	1:49.521	8 - 1:45.995
4 -	1:44.082	9 - <b>1:42.517</b>
5 -	1:43.416	10 - 1:43.072
<b>12</b>	<b>David PIERCE</b>	MG TF
1 -	5:39.610	6 - 1:43.152
2 -	1:55.993	7 - 1:44.041
3 -	1:46.750	8 - 1:43.065
4 -	1:44.367	9 - 1:47.122
5 -	<b>1:42.706</b>	10 - 1:42.907
<b>13</b>	<b>Andrew STEEL</b>	MG TF
1 -	5:37.065	6 - 1:44.715
2 -	1:55.605	7 - 1:45.805
3 -	1:48.682	8 - 1:45.463
4 -	1:44.905	9 - 1:46.994
5 -	1:45.362	10 - <b>1:44.085</b>
<b>20</b>	<b>Robert DAY</b>	MG TF
1 -	5:29.900	6 - 1:44.329
2 -	1:47.709	7 - 1:43.056
3 -	1:43.490	8 - <b>1:42.493</b>
4 -	1:43.795	9 - 1:44.750
5 -	1:43.901	10 - 1:51.926



# MGCC MG X Power TF-ZR Trophy LAP ANALYSIS

(contd.)

<b>21</b>	<b>Paul PHIPPS</b>	MG TF
1 -	5:27.573	6 - 1:42.267
2 -	1:47.705	7 - 1:42.103
3 -	1:41.857	8 - 2:03.425P
4 -	<b>1:41.693</b>	
5 -	1:41.929	
<b>22</b>	<b>Matthew HENNINGS</b>	MG TF
1 -	5:28.668	6 - 1:43.800
2 -	1:47.560	7 - 1:44.142
3 -	1:44.173	8 - 1:42.863
4 -	1:45.305	9 - <b>1:41.614</b>
5 -	1:46.333	10 - 1:46.968
<b>24</b>	<b>Mark RAYMENT</b>	MG TF
1 -	5:32.117	6 - 1:48.989
2 -	1:51.885	7 - 2:14.341P
3 -	1:49.275	
4 -	<b>1:44.205</b>	
5 -	1:45.551	
<b>76</b>	<b>Benjamin JACQUES</b>	MG ZR
1 -	5:32.281	6 - 1:40.532
2 -	1:48.422	7 - 1:56.833P
3 -	1:41.771	8 - 3:06.148
4 -	1:41.145	9 - 1:58.271P
5 -	<b>1:39.469</b>	
<b>77</b>	<b>Malcolm GAMMONS</b>	MG ZR
1 -	5:26.233	6 - 1:50.799P
2 -	1:44.991	7 - 3:05.414
3 -	1:39.427	8 - 1:46.326
4 -	1:39.900	9 - 1:39.841
5 -	<b>1:39.284</b>	
<b>83</b>	<b>David COULTHARD</b>	MG ZR
1 -	5:35.747	6 - 1:40.904
2 -	1:55.827	7 - 1:40.507
3 -	1:44.734	8 - 1:40.774
4 -	1:45.128	9 - <b>1:40.336</b>
5 -	1:41.013	10 - 1:44.256
<b>85</b>	<b>Sean PETERS</b>	MG ZR
1 -	5:31.102	6 - <b>1:40.327</b>
2 -	1:53.376	7 - 1:40.880
3 -	1:48.103	8 - 1:40.612
4 -	1:41.867	9 - 1:42.295
5 -	1:42.597	10 - 1:41.723


# MGCC MG X Power TF-ZR Trophy LAP ANALYSIS

(contd.)

<b>87</b>	<b>Colin ROBERTSON</b>	MG ZR
1 -	5:59.884	6 - 1:38.303
2 -	2:02.122	7 - 1:53.194
3 -	1:40.100	8 - <b>1:38.260</b>
4 -	1:40.059	9 - 1:38.381
5 -	1:39.094	10 - 1:39.163
<b>88</b>	<b>Mark GIBBONS</b>	MG ZR
1 -	5:30.610	6 - 1:45.533
2 -	1:45.275	7 - <b>1:38.357</b>
3 -	1:57.862	8 - 1:38.581
4 -	1:43.867	9 - 1:40.270
5 -	1:39.866	10 - 1:41.805
<b>91</b>	<b>Peter FELIX</b>	MG ZR
1 -	6:14.730	6 - 1:39.790
2 -	1:42.841	7 - 2:00.936
3 -	1:38.625	8 - 1:58.525P
4 -	1:37.887	
5 -	<b>1:37.473</b>	
<b>94</b>	<b>Paul WALLACE</b>	MG ZR
1 -	5:25.740	6 - 1:52.862
2 -	1:43.960	7 - 1:37.869
3 -	1:39.971	8 - 1:57.250
4 -	1:38.733	9 - 1:37.777
5 -	1:37.903	10 - <b>1:37.580</b>
<b>95</b>	<b>Dean CLEMENTS</b>	MG ZR
1 -	5:24.720	6 - 1:37.895
2 -	1:43.401	7 - 1:38.272
3 -	1:41.058	8 - 1:38.621
4 -	1:38.541	9 - 1:43.307
5 -	<b>1:37.701</b>	10 - 1:38.046
<b>96</b>	<b>Andy FELLS</b>	MG ZR
1 -	5:27.093	6 - 1:40.234
2 -	1:46.132	7 - 1:39.228
3 -	1:41.662	8 - 1:39.137
4 -	1:41.800	9 - 1:41.023
5 -	1:40.390	10 - <b>1:38.965</b>
<b>99</b>	<b>Barry BENHAM</b>	MG ZR
1 -	5:23.467	6 - 1:38.521
2 -	5:54.249P	7 - <b>1:37.993</b>
3 -	2:51.203	
4 -	1:38.296	
5 -	1:38.265	

# MGCC MG X Power TF-ZR Trophy

## GRID - Race 4

ROW 11	1:44.205	24 RAYMENT	
ROW 10	1:42.706	12 PIERCE	1:44.085 13 STEEL
ROW 9	1:42.493	20 DAY	1:42.517 8 WOODHOUSE
ROW 8	1:41.693	21 PHIPPS	1:41.820 6 HOLMES
ROW 7	1:40.336	83 COULTHARD	1:41.614 22 HENNINGS
ROW 6	1:39.469	76 JACQUES	1:40.327 85 PETERS
ROW 5	1:38.965	96 FELLS	1:39.284 77 GAMMONS
ROW 4	1:38.294	1 ROBERTS	1:38.357 88 GIBBONS
ROW 3	1:38.211	5 MASON	1:38.260 87 ROBERTSON
ROW 2	1:37.701	95 CLEMENTS	1:37.993 99 BENHAM
ROW 1	1:37.473	91 FELIX	1:37.580 94 WALLACE
<b>POLE</b>			
			

**Weather/Track - Cloudy/Dry**  
**These results are provisional until the conclusion of any judicial and technical matters.**

Silverstone Inter  
 Circuit Length = 2.2490 miles.  
 Start: 10:04 End: 10:19

Clerk of Course:	Stewards:	Timekeeper:
------------------	-----------	-------------

## Colonnade Residential Thoroughbreds QUALIFYING - Race 5

POS	NO	CL	NAME	NAT	ENTRY	TIME	LAPS	GAP	MPH
1	65	D	Andy GREEN		Morgan +8	1:37.677	10		82.89
2	96	D	Ray MALLOCK		Aston Martin DB4	1:37.701	10	0.024	82.86
3	94	D	Ronnie FARMER		Aston Martin DB4	1:37.848	10	0.171	82.74
4	81	D	Chris BEIGHTON		Sunbeam Tiger	1:37.874	8	0.197	82.72
5	21	D	John GOLDSMITH		Aston Martin DB6	1:41.102	10	3.425	80.08
6	47	D	Roger CONNEL		TVR Griffith	1:41.210	10	3.533	79.99
7	70	B	Russell McCARTHY		MGB	1:41.513	10	3.836	79.75
8	52	B	Spencer McCARTHY		MGB Roadster	1:41.579	10	3.902	79.70
9	97	B	Mark ELLIS		MGA TC	1:41.848	7	4.171	79.49
10	99	D	Simon JAMES		Sunbeam Tiger	1:42.700	10	5.023	78.83
11	34	B	Brian CAKEBREAD		MG B Roadster	1:42.923	9	5.246	78.66
12	62	B	Neil CAWTHORN		MGA Roadster	1:43.212	9	5.535	78.44
13	80	C	Russell MARTIN		Jaguar E Type	1:43.989	4	6.312	77.85
14	150	B	Chris FORREST		MGB GT	1:44.138	9	6.461	77.74
15	4	B	Bob LINES		MGA	1:44.195	8	6.518	77.70
16	60	C	Nick McCAFFREY		Jaguar E Type	1:44.522	10	6.845	77.46
17	33	B	Max CAWTHORN		MGB Roadster	1:44.526	9	6.849	77.45
18	36	B	Colin JONES		MG A Twin Cam	1:45.775	5	8.098	76.54
19	66	B	Peter BARNARD		Elva Courier	1:46.692	9	9.015	75.88
20	12	A	Paul WHITE		MGB GT V8	1:47.281	10	9.604	75.46
21	42	B	Robert INNES-KER		MGA	1:47.534	9	9.857	75.29
22	37	B	Barry HOLMES		MG BGT V8	1:48.005	9	10.328	74.96
23	53	B	Kevin SWANN		MGB	1:48.059	9	10.382	74.92
24	14	C	Paul MADDEN		Triumph TR4	1:48.109	9	10.432	74.89
25	15	B	Ronald WATT		MG B Roadster	1:49.478	9	11.801	73.95
26	92	D	Roy McCARTHY		MGA Roadster	1:49.686	6	12.009	73.81
27	87	B	Maurice WHELAN		MGB	1:51.059	9	13.382	72.90
28	13	A	Stephen SKINNER		TVR Grantura MK3	1:52.820	9	15.143	71.76
29	11	C	Andy EARL		Jaguar E Type	1:53.503	9	15.826	71.33
30	39	B	Barrie CARTER		MGA	1:54.028	9	16.351	71.00
31	40	A	Peter HISCOCKS		MGA	1:54.673	9	16.996	70.60
32	30	A	Brian PLAYFORD		MGB Roadster	1:56.756	7	19.079	69.34
33	9	B	Piers TOWNSEND		Daimler SP250	2:07.520	8	29.843	63.49

Weather/Track - Cloudy/Dry

These results are provisional until the conclusion of any judicial and technical matters.

Silverstone Inter

Circuit Length = 2.2490 miles.

Start: 10:29 End: 10:44

Clerk of Course:	Stewards:	Timekeeper:
------------------	-----------	-------------

## Colonnade Residential Thoroughbreds LAP ANALYSIS

<b>4</b>	<b>Bob LINES</b>	MGA
1 - X:00.000	6 - 1:50.226	
2 - 2:00.464	7 - <b>1:44.195</b>	
3 - 1:49.125	8 - 1:46.430	
4 - 1:45.809		
5 - 1:46.767		
<b>9</b>	<b>Piers TOWNSEND</b>	Daimler SP250
1 - X:00.000	6 - 2:10.773	
2 - 2:14.707	7 - 2:09.363	
3 - 2:12.076	8 - 2:12.333	
4 - 2:07.756		
5 - <b>2:07.520</b>		
<b>11</b>	<b>Andy EARL</b>	Jaguar E Type
1 - X:00.000	6 - <b>1:53.503</b>	
2 - 2:13.199	7 - 1:54.074	
3 - 2:04.661	8 - 1:54.704	
4 - 1:57.254	9 - 1:54.935	
5 - 1:59.204		
<b>12</b>	<b>Paul WHITE</b>	MGB GT V8
1 - X:00.000	6 - <b>1:47.281</b>	
2 - 1:51.695	7 - 1:48.114	
3 - 1:49.728	8 - 1:47.424	
4 - 1:47.714	9 - 1:47.751	
5 - 1:47.426	10 - 2:13.651P	
<b>13</b>	<b>Stephen SKINNER</b>	TVR Grantura MK3
1 - X:00.000	6 - 1:53.654	
2 - 1:58.561	7 - 1:53.672	
3 - 1:53.663	8 - 1:54.576	
4 - <b>1:52.820</b>	9 - 1:54.487	
5 - 1:53.496		
<b>14</b>	<b>Paul MADDEN</b>	Triumph TR4
1 - X:00.000	6 - 1:50.164	
2 - 2:00.936	7 - 1:48.697	
3 - 1:52.021	8 - <b>1:48.109</b>	
4 - 1:53.201	9 - 1:48.694	
5 - 1:52.233		
<b>15</b>	<b>Ronald WATT</b>	MG B Roadster
1 - X:00.000	6 - 1:49.862	
2 - 2:01.571	7 - <b>1:49.478</b>	
3 - 1:51.307	8 - 1:52.300	
4 - 1:51.958	9 - 1:51.044	
5 - 1:50.276		

## Colonnade Residential Thoroughbreds LAP ANALYSIS

(contd.)

<b>21</b>	<b>John GOLDSMITH</b>	Aston Martin DB6
1 - X:00.000	6 - <b>1:41.102</b>	
2 - 1:58.381	7 - 1:41.248	
3 - 1:43.419	8 - 1:44.113	
4 - 1:44.562	9 - 1:42.538	
5 - 1:42.138	10 - 1:41.775	
<b>30</b>	<b>Brian PLAYFORD</b>	MGB Roadster
1 - X:00.000	6 - <b>1:56.756</b>	
2 - 2:12.617	7 - 2:29.758P	
3 - 2:05.542		
4 - 1:57.646		
5 - 1:59.163		
<b>33</b>	<b>Max CAWTHORN</b>	MGB Roadster
1 - X:00.000	6 - 1:45.456	
2 - 2:01.786	7 - 1:45.248	
3 - 1:49.587	8 - 1:45.574	
4 - 1:46.176	9 - 1:44.691	
5 - <b>1:44.526</b>		
<b>34</b>	<b>Brian CAKEBREAD</b>	MG B Roadster
1 - X:00.000	6 - 1:44.425	
2 - 2:00.752	7 - 1:43.076	
3 - 1:44.885	8 - 1:43.313	
4 - 1:43.820	9 - <b>1:42.923</b>	
5 - 1:44.575		
<b>36</b>	<b>Colin JONES</b>	MG A Twin Cam
1 - X:00.000		
2 - 1:58.675		
3 - 1:46.492		
4 - <b>1:45.775</b>		
5 - 2:05.737P		
<b>37</b>	<b>Barry HOLMES</b>	MG BGT V8
1 - X:00.000	6 - 1:50.427	
2 - 1:56.057	7 - <b>1:48.005</b>	
3 - 1:48.409	8 - 1:49.383	
4 - 1:50.857	9 - 1:48.550	
5 - 1:51.906		
<b>39</b>	<b>Barrie CARTER</b>	MGA
1 - X:00.000	6 - 1:57.117	
2 - 2:00.882	7 - 1:57.758	
3 - 1:54.202	8 - <b>1:54.028</b>	
4 - 1:56.816	9 - 2:01.733	
5 - 1:54.950		

# Colonnade Residential Thoroughbreds LAP ANALYSIS

(contd.)

<b>40</b>	<b>Peter HISCOCKS</b>	MGA
1 - X:00.000	6 - 1:56.283	
2 - 2:10.197	7 - 1:55.381	
3 - 2:00.944	8 - <b>1:54.673</b>	
4 - 1:55.978	9 - 1:57.368	
5 - 1:55.532		
<b>42</b>	<b>Robert INNES-KER</b>	MGA
1 - X:00.000	6 - <b>1:47.534</b>	
2 - 2:05.271	7 - 1:47.691	
3 - 1:49.066	8 - 1:51.052	
4 - 1:49.061	9 - 1:50.101	
5 - 1:48.309		
<b>47</b>	<b>Roger CONNEL</b>	TVR Griffith
1 - X:00.000	6 - 1:41.775	
2 - 1:47.174	7 - 1:41.887	
3 - 1:43.784	8 - <b>1:41.210</b>	
4 - 1:42.816	9 - 1:41.680	
5 - 1:42.517	10 - 1:48.534	
<b>52</b>	<b>Spencer McCARTHY</b>	MGB Roadster
1 - X:00.000	6 - <b>1:41.579</b>	
2 - 2:01.670	7 - 1:42.122	
3 - 1:42.563	8 - 1:42.687	
4 - 1:43.970	9 - 1:42.048	
5 - 1:44.749	10 - 2:05.265P	
<b>53</b>	<b>Kevin SWANN</b>	MGB
1 - X:00.000	6 - 1:48.476	
2 - 2:01.400	7 - 1:48.598	
3 - 1:51.620	8 - 1:50.651	
4 - <b>1:48.059</b>	9 - 1:50.918	
5 - 1:48.330		
<b>60</b>	<b>Nick McCAFFREY</b>	Jaguar E Type
1 - X:00.000	6 - 1:45.154	
2 - 1:56.416	7 - 1:44.708	
3 - 1:45.443	8 - <b>1:44.522</b>	
4 - 1:47.740	9 - 1:45.817	
5 - 1:46.879	10 - 2:11.302P	
<b>62</b>	<b>Neil CAWTHORN</b>	MGA Roadster
1 - X:00.000	6 - 1:48.315	
2 - 1:59.929	7 - 1:43.495	
3 - 1:44.465	8 - 1:44.419	
4 - 1:43.965	9 - <b>1:43.212</b>	
5 - 1:46.159		

# Colonnade Residential Thoroughbreds LAP ANALYSIS

(contd.)

<b>65</b>	<b>Andy GREEN</b>	Morgan +8
1 - X:00.000	6 - 1:39.834	
2 - 1:48.340	7 - <b>1:37.677</b>	
3 - 1:40.090	8 - 1:38.125	
4 - 1:38.842	9 - 1:55.441	
5 - 1:37.870	10 - 1:42.716	
<b>66</b>	<b>Peter BARNARD</b>	Elva Courier
1 - X:00.000	6 - 1:47.416	
2 - 2:04.707	7 - <b>1:46.692</b>	
3 - 1:49.859	8 - 1:47.314	
4 - 1:48.085	9 - 1:46.876	
5 - 1:47.340		
<b>70</b>	<b>Russell McCARTHY</b>	MGB
1 - X:00.000	6 - <b>1:41.513</b>	
2 - 1:52.377	7 - 1:45.700	
3 - 1:44.313	8 - 1:41.584	
4 - 1:42.423	9 - 1:42.071	
5 - 1:41.648	10 - 1:56.433P	
<b>80</b>	<b>Russell MARTIN</b>	Jaguar E Type
1 - X:00.000		
2 - 1:45.555		
3 - <b>1:43.989</b>		
4 - 1:57.930P		
<b>81</b>	<b>Chris BEIGHTON</b>	Sunbeam Tiger
1 - X:00.000	6 - <b>1:37.874</b>	
2 - 1:50.944	7 - 1:41.032	
3 - 1:40.820	8 - 2:05.928P	
4 - 1:39.208		
5 - 1:38.203		
<b>87</b>	<b>Maurice WHELAN</b>	MGB
1 - X:00.000	6 - 1:52.115	
2 - 2:00.134	7 - <b>1:51.059</b>	
3 - 1:56.516	8 - 1:52.909	
4 - 1:53.717	9 - 1:52.022	
5 - 1:51.543		
<b>92</b>	<b>Roy McCARTHY</b>	MGA Roadster
1 - X:00.000	6 - 2:02.974P	
2 - 1:59.985		
3 - 1:51.797		
4 - 1:50.471		
5 - <b>1:49.686</b>		



# Colonnade Residential Thoroughbreds LAP ANALYSIS

(contd.)


<b>94</b>	<b>Ronnie FARMER</b>	Aston Martin DB4
1 - X:00.000	6 - 1:38.031	
2 - 1:45.753	7 - <b>1:37.848</b>	
3 - 1:38.306	8 - 1:38.207	
4 - 1:40.376	9 - 1:40.491	
5 - 1:38.171	10 - 1:40.970	
<b>96</b>	<b>Ray MALLOCK</b>	Aston Martin DB4
1 - X:00.000	6 - 1:39.041	
2 - 1:42.546	7 - 1:37.715	
3 - 1:39.258	8 - <b>1:37.701</b>	
4 - 1:39.026	9 - 1:39.173	
5 - 1:37.727	10 - 1:39.932	
<b>97</b>	<b>Mark ELLIS</b>	MGA TC
1 - X:00.000	6 - <b>1:41.848</b>	
2 - 1:59.097	7 - 2:07.659P	
3 - 1:46.493		
4 - 1:42.323		
5 - 1:42.222		
<b>99</b>	<b>Simon JAMES</b>	Sunbeam Tiger
1 - X:00.000	6 - <b>1:42.700</b>	
2 - 1:55.133	7 - 1:43.520	
3 - 1:43.409	8 - 1:46.226	
4 - 1:45.131	9 - 1:45.182	
5 - 1:43.539	10 - 1:43.338	
<b>150</b>	<b>Chris FORREST</b>	MGB GT
1 - X:00.000	6 - 1:47.109	
2 - 2:00.190	7 - 1:46.051	
3 - 1:47.706	8 - 1:45.572	
4 - 1:45.953	9 - <b>1:44.138</b>	
5 - 1:46.868		

# Colonnade Residential Thoroughbreds

## GRID - Race 5

ROW 17	2:07.520	9 TOWNSEND	
ROW 16	1:54.673	40 HISCOCKS	1:56.756 30 PLAYFORD
ROW 15	1:53.503	11 EARL	1:54.028 39 CARTER
ROW 14	1:51.059	87 WHELAN	1:52.820 13 SKINNER
ROW 13	1:49.478	15 WATT	1:49.686 92 McCARTHY
ROW 12	1:48.059	53 SWANN	1:48.109 14 MADDEN
ROW 11	1:47.534	42 INNES-KER	1:48.005 37 HOLMES
ROW 10	1:46.692	66 BARNARD	1:47.281 12 WHITE
ROW 9	1:44.526	33 CAWTHORN	1:45.775 36 JONES
ROW 8	1:44.195	4 LINES	1:44.522 60 McCAFFREY
ROW 7	1:43.989	80 MARTIN	1:44.138 150 FORREST
ROW 6	1:42.923	34 CAKEBREAD	1:43.212 62 CAWTHORN
ROW 5	1:41.848	97 ELLIS	1:42.700 99 JAMES
ROW 4	1:41.513	70 McCARTHY	1:41.579 52 McCARTHY
ROW 3	1:41.102	21 GOLDSMITH	1:41.210 47 CONNEL
ROW 2	1:37.848	94 FARMER	1:37.874 81 BEIGHTON
ROW 1	1:37.677	65 GREEN	1:37.701 96 MALLOCK

POLE



Weather/Track - Cloudy/Dry

These results are provisional until the conclusion of any judicial and technical matters.

Silverstone Inter

Circuit Length = 2.2490 miles.

Start: 10:29 End: 10:44

Clerk of Course:	Stewards:	Timekeeper:
------------------	-----------	-------------

# Walker Freight Kimber Trophy

## QUALIFYING - Race 6

POS	NO	CL	NAME	NAT	ENTRY	TIME	LAPS	GAP	MPH
1	92	D	George EDNEY		Lester MG	1:51.888	9		72.36
2	9	A	Richard LAST		MG Parrell K3	1:51.975	9	0.087	72.30
3	28	C	David BISHOP		MG TC	1:52.800	9	0.912	71.77
4	2	B	John BUSSEY		MG TC	1:52.857	8	0.969	71.74
5	51	A	Rodney SEBER		Wolseley Hornet Special	1:53.483	9	1.595	71.34
6	91	B	Peter EDNEY		MG TB	1:54.061	8	2.173	70.98
7	8	B	Stephen BARLOW		MG TC	1:54.129	9	2.241	70.94
8	27	C	Bob ALLEN		MGB	1:54.386	9	2.498	70.78
9	71	D	Alex QUATTLEBAUM		Leco Xpag Special	1:54.716	8	2.828	70.57
10	25	C	Tim PATCHETT		MG TA	1:56.021	9	4.133	69.78
11	78	C	Jonathan HARMER		MG TF	1:56.318	9	4.430	69.60
12	69	C	Peter HOUSE		MG "T" Type	1:56.762	9	4.874	69.34
13	68	B	Charles HARMER		MG TF	1:57.857	9	5.969	68.69
14	52	C	Andrew COX		MG TC	1:57.994	8	6.106	68.61
15	81	C	J Alistair B NAYLOR		MG TC Midget	1:58.751	9	6.863	68.18
16	5	A	Paul MULLINS		MG K1 Magnette	1:59.565	9	7.677	67.71
17	31	A	John DUTTON		MG K2	2:03.129	8	11.241	65.75
18	14	B	Richard GREEN		MG TC	2:08.252	8	16.364	63.12
19	6	A	Peter FENICHEL		MG K1/s Special	2:08.680	8	16.792	62.91
20	21	B	Anthony ATKINSON		MG TB	2:09.852	8	17.964	62.35
21	188	C	Frank ALBERS		MG TA	2:10.175	8	18.287	62.19
22	18	A	Tim METCALFE		MG NA	2:11.252	5	19.364	61.68
23	16	D	Mike WOOD		Cooper MG	2:13.606	7	21.718	60.59
24	1	A	James R BRICE		MG NA	2:13.787	8	21.899	60.51
25	19	A	Robin BUTLER		MG NA Magnette	2:14.040	8	22.152	60.40
26	12	D	Howard MAGUIRE		MG Playford	2:14.244	6	22.356	60.31
27	4	A	Colin ALDERMAN		MG K3	2:15.321	8	23.433	59.83
28	17	A	Gunther STAMM		MG K3	2:15.984	8	24.096	59.53
29	20	A	David DOWNES		MG NA	2:20.940	6	29.052	57.44
30	7	A	Andrew TAYLOR		MG PB Cream Craker	2:22.125	7	30.237	56.96
31	60	A	R Alistair CLARKE		MG J2 Special	2:31.703	7	39.815	53.37
32	61	A	Mark BOLDRY		MG PB	2:35.559	7	43.671	52.04
33	10	A	Peter GREEN		MG NE	2:35.770	7	43.882	51.97
34	90	D	David CLEWLEY		Parson MG	3:14.237	1	1:22.349	41.68
35	77	D	Malcolm GAMMONS		Lotus 9	7:33.787	1	5:41.899	17.84

Silverstone Inter  
Circuit Length = 2.2490 miles.  
Start: 10:47 End: 11:02

Weather/Track - Cloudy/Dry

These results are provisional until the conclusion of any judicial and technical matters.

Clerk of Course:	Stewards:	Timekeeper:
------------------	-----------	-------------

# Walker Freight Kimber Trophy LAP ANALYSIS

<b>1</b>	<b>James R BRICE</b>	MG NA
	1 - 3:05.701    6 - 2:16.897 2 - 2:21.857    7 - 2:14.228 3 - 2:19.025    8 - <b>2:13.787</b> 4 - 2:17.890 5 - 2:14.411	
<b>2</b>	<b>John BUSSEY</b>	MG TC
	1 - 3:03.690    6 - 1:55.218 2 - 2:26.374    7 - 1:55.767 3 - 2:23.532    8 - <b>1:52.857</b> 4 - 2:34.294 5 - 1:54.380	
<b>4</b>	<b>Colin ALDERMAN</b>	MG K3
	1 - 2:57.398    6 - 2:20.031 2 - 2:27.605    7 - 2:16.648 3 - 2:20.426    8 - <b>2:15.321</b> 4 - 2:16.755 5 - 2:15.388	
<b>5</b>	<b>Paul MULLINS</b>	MG K1 Magnette
	1 - 2:48.829    6 - 1:59.678 2 - 2:08.994    7 - 2:00.517 3 - 2:01.631    8 - 2:00.979 4 - 2:00.064    9 - 2:03.085 5 - <b>1:59.565</b>	
<b>6</b>	<b>Peter FENICHEL</b>	MG K1/s Special
	1 - 2:46.755    6 - 2:10.432 2 - 2:15.910    7 - <b>2:08.680</b> 3 - 2:11.618    8 - 2:12.678 4 - 2:10.803 5 - 2:10.075	
<b>7</b>	<b>Andrew TAYLOR</b>	MG PB Cream Craker
	1 - 2:56.080    6 - 2:23.575 2 - 2:26.248    7 - 2:40.179P 3 - <b>2:22.125</b> 4 - 2:23.367 5 - 2:22.305	
<b>8</b>	<b>Stephen BARLOW</b>	MG TC
	1 - 2:51.365    6 - <b>1:54.129</b> 2 - 2:04.457    7 - 1:59.103 3 - 1:55.358    8 - 1:54.969 4 - 1:55.038    9 - 1:54.437 5 - 1:55.242	

# Walker Freight Kimber Trophy LAP ANALYSIS

(contd.)

<b>9</b>	<b>Richard LAST</b>	MG Parrell K3
	1 - 3:06.032    6 - 1:54.247 2 - 2:02.637    7 - <b>1:51.975</b> 3 - 1:55.627    8 - 1:53.721 4 - 2:06.834    9 - 1:53.985 5 - 1:53.705	
<b>10</b>	<b>Peter GREEN</b>	MG NE
	1 - 3:17.737    6 - 2:39.147 2 - 2:38.577    7 - 2:39.086 3 - <b>2:35.770</b> 4 - 2:39.398 5 - 2:39.482	
<b>12</b>	<b>Howard MAGUIRE</b>	MG Playford
	1 - 3:11.570    6 - 2:37.840P 2 - 2:55.345 3 - 2:17.329 4 - 2:16.399 5 - <b>2:14.244</b>	
<b>14</b>	<b>Richard GREEN</b>	MG TC
	1 - 3:10.901    6 - 2:08.599 2 - 2:18.756    7 - <b>2:08.252</b> 3 - 2:14.628    8 - 2:08.537 4 - 2:09.252 5 - 2:08.732	
<b>16</b>	<b>Mike WOOD</b>	Cooper MG
	1 - 3:09.513    6 - 2:30.673P 2 - 2:22.228    7 - 3:55.693 3 - 2:15.378 4 - 2:14.897 5 - <b>2:13.606</b>	
<b>17</b>	<b>Gunther STAMM</b>	MG K3
	1 - 2:50.270    6 - <b>2:15.984</b> 2 - 2:20.485    7 - 2:17.288 3 - 2:17.614    8 - 2:33.686P 4 - 2:19.334 5 - 2:18.147	
<b>18</b>	<b>Tim METCALFE</b>	MG NA
	1 - 2:44.767 2 - 2:14.679 3 - 2:11.259 4 - <b>2:11.252</b> 5 - 2:29.418P	

# Walker Freight Kimber Trophy LAP ANALYSIS

(contd.)

<b>19</b>	<b>Robin BUTLER</b>	MG NA Magnette
1 -	3:06.919	6 - 2:17.494
2 -	2:20.054	7 - 2:14.266
3 -	2:15.794	8 - <b>2:14.040</b>
4 -	2:17.842	
5 -	2:18.198	
<b>20</b>	<b>David DOWNES</b>	MG NA
1 -	2:51.225	6 - 2:47.034P
2 -	2:28.316	
3 -	2:22.597	
4 -	2:25.109	
5 -	<b>2:20.940</b>	
<b>21</b>	<b>Anthony ATKINSON</b>	MG TB
1 -	3:16.669	6 - 2:11.807
2 -	2:29.940	7 - 2:10.447
3 -	2:15.683	8 - <b>2:09.852</b>
4 -	2:15.690	
5 -	2:12.617	
<b>25</b>	<b>Tim PATCHETT</b>	MG TA
1 -	2:59.405	6 - 1:57.150
2 -	2:22.525	7 - 1:58.614
3 -	1:58.014	8 - 1:56.046
4 -	1:56.667	9 - 2:00.514
5 -	<b>1:56.021</b>	
<b>27</b>	<b>Bob ALLEN</b>	MGB
1 -	2:53.289	6 - 1:56.828
2 -	2:06.031	7 - 1:58.206
3 -	1:58.567	8 - 2:01.004
4 -	1:54.589	9 - 1:57.268
5 -	<b>1:54.386</b>	
<b>28</b>	<b>David BISHOP</b>	MG TC
1 -	2:53.640	6 - 1:55.239
2 -	2:07.102	7 - 1:55.781
3 -	1:56.562	8 - 1:53.778
4 -	1:53.782	9 - 1:54.793
5 -	<b>1:52.800</b>	
<b>31</b>	<b>John DUTTON</b>	MG K2
1 -	3:11.951	6 - <b>2:03.129</b>
2 -	2:15.238	7 - 2:03.256
3 -	2:06.995	8 - 2:05.301
4 -	2:05.497	
5 -	2:04.548	

# Walker Freight Kimber Trophy LAP ANALYSIS

(contd.)

<b>51</b>	<b>Rodney SEBER</b>	Wolseley Hornet Special
1 -	3:15.462	6 - 1:54.026
2 -	2:13.533	7 - 1:55.733
3 -	2:02.207	8 - 1:55.752
4 -	1:54.698	9 - 2:05.125
5 -	<b>1:53.483</b>	
<b>52</b>	<b>Andrew COX</b>	MG TC
1 -	3:15.680	6 - 1:58.887
2 -	2:28.846	7 - <b>1:57.994</b>
3 -	2:06.096	8 - 2:13.534P
4 -	2:05.244	
5 -	2:01.789	
<b>60</b>	<b>R Alistair CLARKE</b>	MG J2 Special
1 -	2:56.685	6 - 2:38.483
2 -	2:32.278	7 - 2:42.067
3 -	<b>2:31.703</b>	
4 -	2:32.281	
5 -	2:36.654	
<b>61</b>	<b>Mark BOLDRY</b>	MG PB
1 -	3:10.430	6 - 2:37.669
2 -	<b>2:35.559</b>	7 - 2:41.251
3 -	2:42.163	
4 -	2:42.412	
5 -	2:42.862	
<b>68</b>	<b>Charles HARMER</b>	MG TF
1 -	2:55.752	6 - 2:01.959
2 -	2:07.523	7 - 1:59.819
3 -	2:01.744	8 - <b>1:57.857</b>
4 -	1:58.687	9 - 2:02.566
5 -	1:58.407	
<b>69</b>	<b>Peter HOUSE</b>	MG "T" Type
1 -	2:54.092	6 - 1:58.230
2 -	2:07.338	7 - 1:59.502
3 -	1:58.324	8 - <b>1:56.762</b>
4 -	2:00.542	9 - 1:59.723
5 -	2:01.554	
<b>71</b>	<b>Alex QUATTLEBAUM</b>	Leco Xpag Special
1 -	3:15.016	6 - 1:55.737
2 -	2:15.414	7 - 1:55.540
3 -	3:59.087	8 - <b>1:54.716</b>
4 -	1:55.700	
5 -	1:56.773	

# Walker Freight Kimber Trophy LAP ANALYSIS

(contd.)

<b>77</b>	<b>Malcolm GAMMONS</b>	Lotus 9
1 - <b>7:33.787</b>		
<b>78</b>	<b>Jonathan HARMER</b>	MG TF
1 - 2:54.758    6 - 1:58.945 2 - 2:07.432    7 - 2:00.744 3 - 1:57.532    8 - <b>1:56.318</b> 4 - 2:00.089    9 - 1:59.141 5 - 1:59.664		
<b>81</b>	<b>J Alistair B NAYLOR</b>	MG TC Midget
1 - 2:56.821    6 - 1:59.931 2 - 2:07.233    7 - 2:01.197 3 - 2:01.652    8 - 1:59.767 4 - 1:59.337    9 - 2:01.173 5 - <b>1:58.751</b>		
<b>90</b>	<b>David CLEWLEY</b>	Parson MG
1 - <b>3:14.237</b>		
<b>91</b>	<b>Peter EDNEY</b>	MG TB
1 - 3:06.131    6 - 2:02.274 2 - 2:32.718P    7 - 1:54.811 3 - 3:45.304    8 - 1:55.158 4 - 1:57.108 5 - <b>1:54.061</b>		
<b>92</b>	<b>George EDNEY</b>	Lester MG
1 - 3:05.919    6 - 1:52.860 2 - 2:10.724    7 - 1:52.727 3 - 1:55.461    8 - 1:55.178 4 - <b>1:51.888</b> 9 - 1:53.130 5 - 1:53.946		
<b>188</b>	<b>Frank ALBERS</b>	MG TA
1 - 2:57.843    6 - <b>2:10.175</b> 2 - 2:14.816    7 - 2:11.070 3 - 2:14.227    8 - 2:12.133 4 - 2:10.661 5 - 2:10.859		




# Walker Freight Kimber Trophy

## GRID - Race 6

ROW 18		7:33.787				
		77	GAMMONS			
ROW 17	2:35.770			3:14.237		
	10	GREEN		90	CLEWLEY	
ROW 16		2:31.703		2:35.559		
		60	CLARKE		61	BOLDRY
ROW 15	2:20.940			2:22.125		
	20	DOWNES		7	TAYLOR	
ROW 14		2:15.321		2:15.984		
		4	ALDERMAN		17	STAMM
ROW 13	2:14.040			2:14.244		
	19	BUTLER		12	MAGUIRE	
ROW 12		2:13.606		2:13.787		
		16	WOOD		1	BRICE
ROW 11	2:10.175			2:11.252		
	188	ALBERS		18	METCALFE	
ROW 10		2:08.680		2:09.852		
		6	FENICHEL		21	ATKINSON
ROW 9	2:03.129			2:08.252		
	31	DUTTON		14	GREEN	
ROW 8		1:58.751		1:59.565		
		81	NAYLOR		5	MULLINS
ROW 7	1:57.857			1:57.994		
	68	HARMER		52	COX	
ROW 6		1:56.318		1:56.762		
		78	HARMER		69	HOUSE
ROW 5	1:54.716			1:56.021		
	71	QUATTLEBAUM		25	PATCHETT	
ROW 4		1:54.129		1:54.386		
		8	BARLOW		27	ALLEN
ROW 3	1:53.483			1:54.061		
	51	SEBER		91	EDNEY	
ROW 2		1:52.800		1:52.857		
		28	BISHOP		2	BUSSEY
ROW 1	1:51.888			1:51.975		
	92	EDNEY		9	LAST	

POLE



Silverstone Inter  
 Circuit Length = 2.2490 miles.  
 Start: 10:47 End: 11:02

Weather/Track - Cloudy/Dry  
 These results are provisional until the conclusion of any judicial and technical matters.

Clerk of Course:	Stewards:	Timekeeper:
------------------	-----------	-------------

# AMOC Intermarque QUALIFYING - Race 7

POS	NO	CL	NAME	NAT	ENTRY	TIME	LAPS	GAP	MPH
1	81	C	Chris BEIGHTON		Sunbeam Tiger	1:33.084	10		86.98
2	74	D	Arthur THURTL		Aston Martin V8	1:35.845	11	2.761	84.47
3	18	D	Brian ROBINSON		Porsche 933 RS	1:36.458	10	3.374	83.93
4	23	C	Jackie COCHRANE		Sunbeam Tiger	1:36.656	10	3.572	83.76
5	26	B	Paul LIVESEY		Porsche 944T	1:37.547	10	4.463	83.00
6	44	D	Bob SEARLES		Aston Martin DBS V8	1:37.640	9	4.556	82.92
7	32	C	Tom ALEXANDER		Aston Martin DB4	1:38.071	7	4.987	82.55
8	98	C	Bill WITHEY		Chevrolet Camaro	1:38.926	10	5.842	81.84
9	9	B	Stephen ARCHER		Porsche 964 RS	1:39.123	10	6.039	81.68
10	90	B	Richard BUTLER		Aston Martin V8 Series 2	1:39.676	8	6.592	81.22
11	11	C	Peter WHEELER		Aston Martin DB4	1:40.019	10	6.935	80.94
12	99	C	Simon JAMES		Sunbeam Tiger	1:40.637	10	7.553	80.45
13	93	C	David SMALLRIDGE		Sunbeam Tiger	1:41.459	10	8.375	79.80
14	78	D	George MILLER		Aston Martin V8	1:43.908	10	10.824	77.91
15	2	C	H. HOLLAND-BOSWORTH		AH 3000 MK1	1:44.267	7	11.183	77.65
16	86	C	Jeremy COOKE		Aston Martin DB4	1:44.950	10	11.866	77.14
17	79	C	Conor O BRIEN		Aston Martin DB4	1:45.370	10	12.286	76.83
18	88	C	Patrick COOKE		Aston Martin Vantage	1:45.504	9	12.420	76.74
19	31	B	Tony GREATOREX		Porsche 2.7 RS	1:46.462	10	13.378	76.05
20	4	B	Dave STOCKTON		Porsche 968 Sport	1:47.108	10	14.024	75.59
21	59	C	Nicholas KING		Aston Martin DB4	1:47.734	2	14.650	75.15
22	35	A	Paul CLAYSON		Sunbeam Tiger	1:51.936	9	18.852	72.33
23	15	A	Geoffrey LEWIS		Aston Martin DB4	1:52.079	9	18.995	72.23
24	83	C	Edward SHARPE		Aston Martin DB4	2:04.991	8	31.907	64.77

Weather/Track - Cloudy/Dry

These results are provisional until the conclusion of any judicial and technical matters.

Silverstone Inter

Circuit Length = 2.2490 miles.

Start: 11:12 End: 11:27

Clerk of Course:	Stewards:	Timekeeper:
------------------	-----------	-------------

## AMOC Intermarque LAP ANALYSIS

<b>2</b>	<b>H. HOLLAND-BOSWORTH</b>	AH 3000 MK1
1 - 7:19.427	6 - 1:45.581	
2 - 1:53.674	7 - 2:04.456P	
3 - 1:44.999		
4 - <b>1:44.267</b>		
5 - 1:46.491		
<b>4</b>	<b>Dave STOCKTON</b>	Porsche 968 Sport
1 - 7:13.405	6 - 1:49.539	
2 - 1:53.913	7 - 1:50.200	
3 - 1:48.920	8 - <b>1:47.108</b>	
4 - 1:48.633	9 - 1:48.182	
5 - 1:50.194	10 - 1:47.535	
<b>9</b>	<b>Stephen ARCHER</b>	Porsche 964 RS
1 - 7:27.824	6 - 1:40.275	
2 - 1:54.409	7 - 1:40.325	
3 - 1:43.753	8 - 1:42.146	
4 - 1:42.054	9 - 1:39.482	
5 - 1:44.808	10 - <b>1:39.123</b>	
<b>11</b>	<b>Peter WHEELER</b>	Aston Martin DB4
1 - 7:21.456	6 - 2:04.956P	
2 - 1:51.179	7 - 2:18.888	
3 - 1:43.922	8 - 1:41.303	
4 - 1:43.648	9 - 1:42.144	
5 - <b>1:40.019</b>	10 - 2:12.946P	
<b>15</b>	<b>Geoffrey LEWIS</b>	Aston Martin DB4
1 - 7:30.574	6 - 1:54.047	
2 - 1:58.752	7 - <b>1:52.079</b>	
3 - 1:57.185	8 - 1:53.310	
4 - 1:53.606	9 - 1:52.152	
5 - 1:53.502		
<b>18</b>	<b>Brian ROBINSON</b>	Porsche 933 RS
1 - 7:30.927	6 - 1:36.874	
2 - 1:48.781	7 - 1:37.167	
3 - 1:44.308	8 - 1:36.532	
4 - 1:39.744	9 - <b>1:36.458</b>	
5 - 1:36.787	10 - 1:38.525	
<b>23</b>	<b>Jackie COCHRANE</b>	Sunbeam Tiger
1 - 7:21.786	6 - 1:38.543	
2 - 1:45.797	7 - 1:36.806	
3 - 1:42.089	8 - <b>1:36.656</b>	
4 - 1:39.609	9 - 1:38.243	
5 - 1:38.919	10 - 1:39.421	

# AMOC Intermarque LAP ANALYSIS

(contd.)

<b>26</b>	<b>Paul LIVESEY</b>	Porsche 944T	
1 -	7:22.417	6 - 1:37.731	
2 -	1:46.530	7 - 1:37.926	
3 -	1:39.818	8 - 1:38.500	
4 -	1:39.071	9 - 1:38.477	
5 -	<b>1:37.547</b>	10 - 1:39.376	
<b>31</b>	<b>Tony GREATOREX</b>	Porsche 2.7 RS	
1 -	7:11.563	6 - 1:47.746	
2 -	2:04.122	7 - <b>1:46.462</b>	
3 -	1:58.380	8 - 1:48.529	
4 -	1:53.445	9 - 1:48.732	
5 -	1:48.821	10 - 1:47.791	
<b>32</b>	<b>Tom ALEXANDER</b>	Aston Martin DB4	
1 -	7:17.938	6 - 2:05.540	
2 -	1:44.243	7 - 2:13.028P	
3 -	1:38.921		
4 -	1:38.971		
5 -	<b>1:38.071</b>		
<b>35</b>	<b>Paul CLAYSON</b>	Sunbeam Tiger	
1 -	7:33.680	6 - <b>1:51.936</b>	
2 -	2:00.146	7 - 1:52.962	
3 -	1:54.850	8 - 1:52.738	
4 -	1:53.836	9 - 1:52.232	
5 -	1:54.001		
<b>44</b>	<b>Bob SEARLES</b>	Aston Martin DBS V8	
1 -	7:12.759	6 - 1:38.174	
2 -	1:47.705	7 - <b>1:37.640</b>	
3 -	1:40.727	8 - 1:40.736	
4 -	1:42.832	9 - 2:02.048P	
5 -	1:38.498		
<b>59</b>	<b>Nicholas KING</b>	Aston Martin DB4	
1 -	7:32.271		
2 -	<b>1:47.734</b>		
<b>74</b>	<b>Arthur THURTLE</b>	Aston Martin V8	
1 -	7:12.081	6 - 1:38.303	11 - 2:15.433P
2 -	1:43.529	7 - 1:38.284	
3 -	1:36.643	8 - 1:36.036	
4 -	1:37.222	9 - 1:39.825	
5 -	1:35.996	10 - <b>1:35.845</b>	

# AMOC Intermarque LAP ANALYSIS

(contd.)

<b>78</b>	<b>George MILLER</b>	Aston Martin V8
1 -	7:15.534	6 - <b>1:43.908</b>
2 -	1:59.789	7 - 1:44.463
3 -	1:45.079	8 - 1:44.797
4 -	1:46.484	9 - 1:47.840
5 -	1:47.360	10 - 1:47.557
<b>79</b>	<b>Conor O BRIEN</b>	Aston Martin DB4
1 -	7:19.188	6 - 1:45.645
2 -	1:59.419	7 - 1:46.338
3 -	1:51.917	8 - 1:45.709
4 -	1:47.733	9 - 1:46.197
5 -	1:46.513	10 - <b>1:45.370</b>
<b>81</b>	<b>Chris BEIGHTON</b>	Sunbeam Tiger
1 -	7:29.043	6 - <b>1:33.084</b>
2 -	1:40.456	7 - 2:00.333P
3 -	1:37.393	8 - 2:14.979
4 -	1:33.598	9 - 1:44.575
5 -	1:33.440	10 - 1:51.460
<b>83</b>	<b>Edward SHARPE</b>	Aston Martin DB4
1 -	7:36.259	6 - 2:12.234
2 -	2:09.157	7 - <b>2:04.991</b>
3 -	2:09.540	8 - 2:07.051
4 -	2:09.978	
5 -	2:11.491	
<b>86</b>	<b>Jeremy COOKE</b>	Aston Martin DB4
1 -	7:27.063	6 - 1:46.053
2 -	1:56.742	7 - <b>1:44.950</b>
3 -	1:50.621	8 - 1:46.255
4 -	1:49.921	9 - 1:45.923
5 -	1:46.382	10 - 1:49.234
<b>88</b>	<b>Patrick COOKE</b>	Aston Martin Vantage
1 -	7:17.015	6 - 1:48.802
2 -	1:59.155	7 - 1:47.431
3 -	<b>1:45.504</b>	8 - 1:46.822
4 -	1:46.478	9 - 2:08.204P
5 -	1:47.335	
<b>90</b>	<b>Richard BUTLER</b>	Aston Martin V8 Series 2
1 -	7:24.568	6 - 1:40.608
2 -	1:53.268	7 - <b>1:39.676</b>
3 -	1:42.704	8 - 2:25.971P
4 -	1:44.210	
5 -	1:40.371	

# AMOC Intermarque LAP ANALYSIS

(contd.)

<b>93</b>	<b>David SMALLRIDGE</b>	Sunbeam Tiger
1 - 7:25.723	6 - 1:45.972	
2 - 1:53.051	7 - 1:43.994	
3 - 1:46.930	8 - 1:42.309	
4 - 1:45.181	9 - <b>1:41.459</b>	
5 - 1:45.469	10 - 1:43.861	
<b>98</b>	<b>Bill WITHEY</b>	Chevrolet Camaro
1 - 7:18.431	6 - 1:40.017	
2 - 1:48.209	7 - 1:39.592	
3 - 1:41.422	8 - <b>1:38.926</b>	
4 - 1:41.459	9 - 1:39.226	
5 - 1:39.640	10 - 1:40.025	
<b>99</b>	<b>Simon JAMES</b>	Sunbeam Tiger
1 - 7:33.041	6 - <b>1:40.637</b>	
2 - 1:48.820	7 - 1:41.107	
3 - 1:42.958	8 - 1:54.421	
4 - 1:41.109	9 - 1:45.483	
5 - 1:41.095	10 - 1:48.954	

# AMOC Intermarque

## GRID - Race 7

ROW 12	1:52.079 15 LEWIS	2:04.991 83 SHARPE
ROW 11	1:47.734 59 KING	1:51.936 35 CLAYSON
ROW 10	1:46.462 31 GREATOREX	1:47.108 4 STOCKTON
ROW 9	1:45.370 79 BRIEN	1:45.504 88 COOKE
ROW 8	1:44.267 2 H. HOLLAND-BOSWORTH	1:44.950 86 COOKE
ROW 7	1:41.459 93 SMALLRIDGE	1:43.908 78 MILLER
ROW 6	1:40.019 11 WHEELER	1:40.637 99 JAMES
ROW 5	1:39.123 9 ARCHER	1:39.676 90 BUTLER
ROW 4	1:38.071 32 ALEXANDER	1:38.926 98 WITHEY
ROW 3	1:37.547 26 LIVESEY	1:37.640 44 SEARLES
ROW 2	1:36.458 18 ROBINSON	1:36.656 23 COCHRANE
ROW 1	1:33.084 81 BEIGHTON	1:35.845 74 THURTLIE
<b>POLE</b>		
		

Weather/Track - Cloudy/Dry

These results are provisional until the conclusion of any judicial and technical matters.

Silverstone Inter  
Circuit Length = 2.2490 miles.  
Start: 11:12 End: 11:27

Clerk of Course:	Stewards:	Timekeeper:
------------------	-----------	-------------

# Actman Eyewaer MG Midget

## QUALIFYING - Race 8

POS	NO	CL	NAME	NAT	ENTRY	TIME	LAPS	GAP	MPH
1	62	A	Richard PERRY		MG Midget	1:37.778	5		82.80
2	63	A	Tim STORRAR		Austin Healey Sprite	1:38.388	9	0.610	82.29
3	1	A	Peter DIGNAN		Austin Healey Sprite	1:39.208	8	1.430	81.61
4	61	A	Edward REEVE		MG Midget	1:39.242	9	1.464	81.58
5	64	A	David WESTON		MG Midget	1:39.448	9	1.670	81.41
6	71	A	Gil DUFFY		AH Frogeye Sprite	1:40.008	9	2.230	80.95
7	2	B	William SMALLRIDGE		MG Midget	1:40.176	9	2.398	80.82
8	68	A	Peter MAY		MG Midget	1:40.451	8	2.673	80.60
9	8	B	Tim HUTCHINSON		MG Midget	1:41.613	8	3.835	79.67
10	3	B	Mark TURNER		Austin Healey Sprite	1:42.801	8	5.023	78.75
11	73	A	Paul HUTCHINS		MG Midget	1:43.725	9	5.947	78.05
12	10	B	Andrew ACTMAN		Austin Healey Sprite	1:43.970	9	6.192	77.87
13	5	B	Peter BLANCHETT		Austin Healey Sprite	1:44.841	8	7.063	77.22
14	59	B	Paul NAISH		MG Midget	1:48.343	8	10.565	74.72
15	45	C	David PRICE		MG Midget	1:48.671	8	10.893	74.50
16	74	A	Steve CHAPMAN		MG Midget	1:48.735	6	10.957	74.46
17	34	C	Ian LANGFORD		MG Midget	1:48.862	8	11.084	74.37
18	16	B	Adrian MOORE		MG Midget	1:49.042	8	11.264	74.25
19	32	C	Dominic MOONEY		MG Midget	1:49.079	8	11.301	74.22
20	20	B	Tony DAVIS		Austin Healey Sprite	1:49.171	8	11.393	74.16
21	43	C	Tim RHODES		Austin Healey Sprite	1:49.865	6	12.087	73.69
22	9	B	Carl EDMONDSON		MG Midget	1:50.340	8	12.562	73.37
23	33	C	David PYMM		MG Midget	1:50.535	8	12.757	73.24
24	12	B	Ian WOODRIDGE		MG Midget	1:51.391	8	13.613	72.68
25	36	C	Stuart BRAMLEY		MG Midget	1:51.913	8	14.135	72.34
26	44	C	Peter COLLINSON		MG Midget	1:51.920	8	14.142	72.34
27	38	C	Nigel BARKER		MG Midget	1:51.963	7	14.185	72.31
28	37	C	Ian STAINES		MG Midget	1:51.998	8	14.220	72.29
29	14	B	Richard CRANE		MG Midget	1:55.599	8	17.821	70.03
30	41	C	John COLLINSON		MG Midget	1:55.728	8	17.950	69.96

Silverstone Inter  
 Circuit Length = 2.2490 miles.  
 Start: 11:34 End: 11:471

Weather/Track - Cloudy/Dry

These results are provisional until the conclusion of any judicial and technical matters.

Clerk of Course:	Stewards:	Timekeeper:
------------------	-----------	-------------



# Actman Eyewaer MG Midget LAP ANALYSIS

<b>1</b>	<b>Peter DIGNAN</b>	Austin Healey Sprite
1 -	5:51.723	6 - 1:41.101
2 -	1:48.419	7 - 1:39.605
3 -	1:41.691	8 - 1:44.297
4 -	1:40.637	
5 -	<b>1:39.208</b>	
<b>2</b>	<b>William SMALLRIDGE</b>	MG Midget
1 -	5:46.049	6 - 1:41.188
2 -	1:46.285	7 - 1:40.444
3 -	1:41.781	8 - 1:42.855
4 -	1:41.154	9 - 1:40.724
5 -	<b>1:40.176</b>	
<b>3</b>	<b>Mark TURNER</b>	Austin Healey Sprite
1 -	5:42.707	6 - <b>1:42.801</b>
2 -	1:49.461	7 - 1:45.403
3 -	1:44.788	8 - 1:46.776
4 -	1:58.368	
5 -	1:43.830	
<b>5</b>	<b>Peter BLANCHETT</b>	Austin Healey Sprite
1 -	5:16.020	6 - <b>1:44.841</b>
2 -	1:55.484	7 - 1:45.715
3 -	1:48.096	8 - 1:46.897
4 -	1:45.160	
5 -	1:45.421	
<b>8</b>	<b>Tim HUTCHINSON</b>	MG Midget
1 -	5:43.697	6 - 1:42.776
2 -	1:49.996	7 - 1:43.145
3 -	1:43.594	8 - 1:42.530
4 -	1:47.504	
5 -	<b>1:41.613</b>	
<b>9</b>	<b>Carl EDMONDSON</b>	MG Midget
1 -	5:52.621	6 - 1:50.867
2 -	2:00.966	7 - 1:50.842
3 -	1:53.121	8 - 1:51.258
4 -	1:51.413	
5 -	<b>1:50.340</b>	
<b>10</b>	<b>Andrew ACTMAN</b>	Austin Healey Sprite
1 -	5:08.086	6 - 1:44.563
2 -	1:56.863	7 - 1:45.391
3 -	1:45.874	8 - 1:44.723
4 -	1:44.722	9 - <b>1:43.970</b>
5 -	1:44.737	

# Actman Eyewaer MG Midget LAP ANALYSIS

(contd.)

<b>12</b>	<b>Ian WOODRIDGE</b>	MG Midget
1 -	5:12.881	6 - <b>1:51.391</b>
2 -	2:02.872	7 - 1:55.426
3 -	1:53.791	8 - 1:56.080
4 -	1:56.366	
5 -	1:57.497	
<b>14</b>	<b>Richard CRANE</b>	MG Midget
1 -	5:04.563	6 - <b>1:55.599</b>
2 -	2:05.787	7 - 1:56.452
3 -	1:57.189	8 - 1:58.996
4 -	1:56.405	
5 -	1:59.114	
<b>16</b>	<b>Adrian MOORE</b>	MG Midget
1 -	5:13.957	6 - 1:51.469
2 -	1:56.797	7 - 1:51.929
3 -	1:50.010	8 - 1:54.775
4 -	<b>1:49.042</b>	
5 -	1:49.829	
<b>20</b>	<b>Tony DAVIS</b>	Austin Healey Sprite
1 -	5:56.418	6 - 1:49.270
2 -	1:59.514	7 - 1:52.810
3 -	1:50.539	8 - <b>1:49.171</b>
4 -	1:50.216	
5 -	1:50.250	
<b>32</b>	<b>Dominic MOONEY</b>	MG Midget
1 -	5:43.403	6 - 1:50.212
2 -	1:53.871	7 - <b>1:49.079</b>
3 -	1:50.757	8 - 1:52.153
4 -	1:50.670	
5 -	1:50.485	
<b>33</b>	<b>David PYMM</b>	MG Midget
1 -	5:20.019	6 - 1:55.978
2 -	2:01.776	7 - 1:58.062
3 -	1:52.318	8 - 1:54.419
4 -	1:51.144	
5 -	<b>1:50.535</b>	
<b>34</b>	<b>Ian LANGFORD</b>	MG Midget
1 -	5:25.381	6 - <b>1:48.862</b>
2 -	2:00.046	7 - 1:50.139
3 -	1:52.662	8 - 1:51.107
4 -	1:50.762	
5 -	1:49.487	

# Actman Eyewaer MG Midget LAP ANALYSIS

(contd.)

<b>36</b>	<b>Stuart BRAMLEY</b>	MG Midget
1 -	5:51.184	6 - 1:52.034
2 -	2:05.003	7 - 1:53.156
3 -	1:55.737	8 - <b>1:51.913</b>
4 -	1:53.886	
5 -	1:54.253	
<b>37</b>	<b>Ian STAINES</b>	MG Midget
1 -	5:30.131	6 - 1:52.045
2 -	2:02.086	7 - 1:52.880
3 -	1:58.261	8 - <b>1:51.998</b>
4 -	1:54.086	
5 -	1:52.889	
<b>38</b>	<b>Nigel BARKER</b>	MG Midget
1 -	6:27.313	6 - 1:52.487
2 -	1:54.829	7 - <b>1:51.963</b>
3 -	1:54.064	
4 -	1:52.565	
5 -	1:53.669	
<b>41</b>	<b>John COLLINSON</b>	MG Midget
1 -	5:22.125	6 - 1:55.754
2 -	2:03.306	7 - 1:58.806
3 -	1:57.951	8 - 1:59.818
4 -	2:00.181	
5 -	<b>1:55.728</b>	
<b>43</b>	<b>Tim RHODES</b>	Austin Healey Sprite
1 -	5:20.916	6 - <b>1:49.865</b>
2 -	1:57.992	
3 -	1:51.967	
4 -	1:50.213	
5 -	1:50.169	
<b>44</b>	<b>Peter COLLINSON</b>	MG Midget
1 -	5:20.915	6 - 1:54.164
2 -	2:01.496	7 - 1:53.841
3 -	1:53.899	8 - 1:53.364
4 -	<b>1:51.920</b>	
5 -	1:52.027	
<b>45</b>	<b>David PRICE</b>	MG Midget
1 -	5:14.295	6 - 1:54.248
2 -	1:56.032	7 - 1:49.148
3 -	1:50.209	8 - 1:50.771
4 -	<b>1:48.671</b>	
5 -	1:50.945	

# Actman Eyewaer MG Midget LAP ANALYSIS

(contd.)

<b>59</b>	<b>Paul NAISH</b>	MG Midget
1 -	5:04.396	6 - 1:49.452
2 -	1:52.072	7 - 1:48.558
3 -	1:48.610	8 - <b>1:48.343</b>
4 -	1:48.678	
5 -	1:49.218	
<b>61</b>	<b>Edward REEVE</b>	MG Midget
1 -	5:04.827	6 - <b>1:39.242</b>
2 -	1:49.876	7 - 1:39.473
3 -	1:40.636	8 - 1:39.948
4 -	1:39.345	9 - 1:43.117
5 -	1:40.574	
<b>62</b>	<b>Richard PERRY</b>	MG Midget
1 -	5:42.330	
2 -	1:48.383	
3 -	1:40.158	
4 -	1:38.202	
5 -	<b>1:37.778</b>	
<b>63</b>	<b>Tim STORRAR</b>	Austin Healey Sprite
1 -	5:05.727	6 - <b>1:38.388</b>
2 -	1:52.260	7 - 1:38.899
3 -	1:42.806	8 - 1:39.548
4 -	1:39.725	9 - 1:39.222
5 -	1:40.483	
<b>64</b>	<b>David WESTON</b>	MG Midget
1 -	5:02.023	6 - 1:40.169
2 -	1:49.466	7 - <b>1:39.448</b>
3 -	1:41.812	8 - 1:41.374
4 -	1:41.385	9 - 1:43.179
5 -	1:41.903	
<b>68</b>	<b>Peter MAY</b>	MG Midget
1 -	5:57.988	6 - <b>1:40.451</b>
2 -	1:54.608	7 - 1:40.676
3 -	1:44.887	8 - 1:41.154
4 -	1:43.823	
5 -	1:41.456	
<b>71</b>	<b>Gil DUFFY</b>	AH Frogeye Sprite
1 -	5:35.570	6 - <b>1:40.008</b>
2 -	1:49.183	7 - 1:41.193
3 -	1:42.707	8 - 1:43.445
4 -	1:41.196	9 - 1:43.157
5 -	1:40.079	


# Actman Eyewaer MG Midget LAP ANALYSIS

(contd.)

<b>73</b>	<b>Paul HUTCHINS</b>	MG Midget
1 - 5:05.961	6 - 1:43.912	
2 - 1:50.272	7 - 1:44.388	
3 - 1:44.319	8 - 1:45.294	
4 - 1:44.398	9 - 1:45.000	
5 - <b>1:43.725</b>		
<b>74</b>	<b>Steve CHAPMAN</b>	MG Midget
1 - 5:05.354	6 - 2:36.964P	
2 - 1:54.192		
3 - <b>1:48.735</b>		
4 - 1:51.138		
5 - 2:01.310		

# Actman Eyewaer MG Midget

## GRID - Race 8

ROW 15	1:55.599 14   CRANE	1:55.728 41   COLLINSON
ROW 14	1:51.963 38   BARKER	1:51.998 37   STAINES
ROW 13	1:51.913 36   BRAMLEY	1:51.920 44   COLLINSON
ROW 12	1:50.535 33   PYMM	1:51.391 12   WOODRIDGE
ROW 11	1:49.865 43   RHODES	1:50.340 9   EDMONDSON
ROW 10	1:49.079 32   MOONEY	1:49.171 20   DAVIS
ROW 9	1:48.862 34   LANGFORD	1:49.042 16   MOORE
ROW 8	1:48.671 45   PRICE	1:48.735 74   CHAPMAN
ROW 7	1:44.841 5   BLANCHETT	1:48.343 59   NAISH
ROW 6	1:43.725 73   HUTCHINS	1:43.970 10   ACTMAN
ROW 5	1:41.613 8   HUTCHINSON	1:42.801 3   TURNER
ROW 4	1:40.176 2   SMALLRIDGE	1:40.451 68   MAY
ROW 3	1:39.448 64   WESTON	1:40.008 71   DUFFY
ROW 2	1:39.208 1   DIGNAN	1:39.242 61   REEVE
ROW 1	1:37.778 62   PERRY	1:38.388 63   STORRAR
<b>POLE</b>		
		

**Weather/Track - Cloudy/Dry**  
**These results are provisional until the conclusion of any judicial and technical matters.**

Silverstone Inter  
 Circuit Length = 2.2490 miles.  
 Start: 11:34 End: 11:47

Clerk of Course:	Stewards:	Timekeeper:
------------------	-----------	-------------

# Longbridge 100 Enduro Trophy Race

## QUALIFYING - Race 9

POS	NO	CL	NAME	ENTRY	TIME	LAPS	GAP	MPH
1	78	C	Breedon/Parrington	MGB GT V8	1:37.304	11		83.20
2	90	A	Staines/Griffiths	MGB	1:38.741	11	1.437	81.99
3	83	C	David COULTARD	MG ZR	1:39.794	9	2.490	81.13
4	75	C	Hall/Beer	MGB	1:39.844	12	2.540	81.09
5	74	B	Peters/Hewitt	MGB	1:41.219	4	3.915	79.98
6	14	A	Cottingham/Wilson	MGB	1:42.608	11	5.304	78.90
7	49	A	Smith/Johnson	MGB	1:44.718	11	7.414	77.31
8	2	B	H. Holland-Bosworth/Cook	Austin Healey 3000	1:44.950	11	7.646	77.14
9	5	C	Vizor/Saunders	MG Midget	1:45.440	11	8.136	76.78
10	58	A	Prior/Luff	MGB	1:46.246	9	8.942	76.20
11	99	B	Bos/Whitt	MG Midget	1:46.762	10	9.458	75.83
12	22	C	Kitson/Joss	Rover Metro Gti	1:47.195	10	9.891	75.53
13	68	A	Wright/Elliott	MGB GT	1:47.652	10	10.348	75.20
14	31	A	Evans/Greves	MG Midget	1:47.791	10	10.487	75.11
15	19	A	Richardson/Peters	MGB	1:48.777	10	11.473	74.43
16	170	A	O'Brien/Blower	Morris Mini Cooper S	1:48.914	10	11.610	74.33
17	7	A	Peter RATCLIFFE	MGB	1:49.111	11	11.807	74.20
18	46	A	Jones/Bron	MGA	1:49.414	9	12.110	73.99
19	16	A	Entwistle/Prutton	MGB	1:49.561	9	12.257	73.89
20	161	B	Hill/Hall	MGB GT V8	1:50.498	10	13.194	73.27
21	92	C	Edney/Edney	MG Midget	1:50.949	10	13.645	72.97
22	23	A	Simon PAGE	Austin Healey Sprite	1:51.185	10	13.881	72.81
23	76	A	Rigg/Ireland	MGF VVC	1:51.595	11	14.291	72.55
24	27	A	Allen/Patchett	MG T Type	1:51.770	10	14.466	72.43
25	115	A	Smith/Tyler	MG Midget	1:51.862	6	14.558	72.37
26	65	B	Sidery-Smith/Hardy	Austin Healey 100M	1:52.018	10	14.714	72.27
27	24	A	Oneill/Sidery-Smith	MGB	1:52.231	9	14.927	72.14
28	4	A	Alan NEWTON	MGB	1:52.423	9	15.119	72.01
29	44	A	Lister/Wilkinson	Austin Healey Sprite	1:52.929	10	15.625	71.69
30	3	A	Metcalfe/Metcalfe	MGB GT	1:53.912	9	16.608	71.07
31	111	A	Wilson-Sprat/Woolmer	MGB WSM	1:54.312	9	17.008	70.82
32	57	A	Paul EALES	MGB	1:55.003	10	17.699	70.40
33	70	A	Rainford/Rhodes	MG 1100 MK1	1:57.101	8	19.797	69.14
34	86	A	Elson/Rice	Austin Farina MK1	1:57.711	9	20.407	68.78
35	63	A	Graham BATES	MGB	1:57.846	10	20.542	68.70
36	8	A	Tony PRESTON	Morris Minor Series 2	1:59.296	10	21.992	67.86
37	12	A	Maguire/Dean	MG Playford	2:01.994	9	24.690	66.36
38	11	A	Curt WAGNER	MGA	2:03.419	5	26.115	65.60
39	29	A	Foster/Foster	MGB	3:59.383	1	2:22.079	33.82

CAR 115 PLEASE MAKE NUMBERS READABLE, Car 99 1st Reserve.

Weather/Track - Cloudy/Dry

These results are provisional until the conclusion of any judicial and technical matters.

Silverstone Inter

Circuit Length = 2.2490 miles.

Start: 11:53 End: 12:11

Clerk of Course:	Stewards:	Timekeeper:
------------------	-----------	-------------

## Longbridge 100 Enduro Trophy Race LAP ANALYSIS

<b>2</b>	<b>H. Holland-Bosworth/Cook</b>	Austin Healey 3000
1 -	3:45.536	6 - 2:37.056 11 - 2:04.775P
2 -	1:51.024	7 - 1:48.376
3 -	1:47.545	8 - 1:48.351
4 -	<b>1:44.950</b>	9 - 1:52.482
5 -	1:54.512P	10 - 1:47.854
<b>3</b>	<b>Metcalfe/Metcalfe</b>	MGB GT
1 -	3:29.889	6 - 1:55.047
2 -	2:08.565	7 - 1:58.637
3 -	2:05.575	8 - <b>1:53.912</b>
4 -	5:38.517	9 - 1:55.128
5 -	1:58.006	
<b>4</b>	<b>Alan NEWTON</b>	MGB
1 -	3:46.564	6 - 3:12.760
2 -	2:01.231	7 - <b>1:52.423</b>
3 -	2:00.330	8 - 2:02.284
4 -	1:58.553	9 - 2:27.876P
5 -	2:14.923P	
<b>5</b>	<b>Vizor/Saunders</b>	MG Midget
1 -	3:33.094	6 - 2:58.371 11 - 1:48.114
2 -	1:50.415	7 - 1:50.103
3 -	1:48.964	8 - 1:47.819
4 -	<b>1:45.440</b>	9 - 1:49.325
5 -	1:57.850P	10 - 1:48.713
<b>7</b>	<b>Peter RATCLIFFE</b>	MGB
1 -	3:26.344	6 - <b>1:49.111</b> 11 - 1:49.127
2 -	1:56.628	7 - 1:50.113
3 -	1:50.587	8 - 1:49.481
4 -	1:49.810	9 - 1:49.781
5 -	1:51.502	10 - 1:49.858
<b>8</b>	<b>Tony PRESTON</b>	Morris Minor Series 2
1 -	3:53.819	6 - 2:01.361
2 -	2:10.008	7 - 2:02.122
3 -	2:01.836	8 - 1:59.390
4 -	2:00.396	9 - 2:00.896
5 -	2:00.420	10 - <b>1:59.296</b>
<b>11</b>	<b>Curt WAGNER</b>	MGA
1 -	3:26.154	
2 -	2:04.099	
3 -	2:04.365	
4 -	<b>2:03.419</b>	
5 -	2:07.435	



# Longbridge 100 Enduro Trophy Race

## LAP ANALYSIS

(contd.)

<b>12</b>	<b>Maguire/Dean</b>	MG Playford
1 -	3:38.508	6 - 3:02.052
2 -	2:08.497	7 - 2:05.018
3 -	2:06.096	8 - 2:02.913
4 -	2:03.657	9 - <b>2:01.994</b>
5 -	2:21.406P	
<b>14</b>	<b>Cottingham/Wilson</b>	MGB
1 -	3:26.344	6 - 2:00.209P 11 - 1:44.475
2 -	1:49.344	7 - 3:11.935
3 -	1:43.979	8 - 1:46.223
4 -	<b>1:42.608</b>	9 - 1:46.621
5 -	1:43.072	10 - 1:46.599
<b>16</b>	<b>Entwistle/Prutton</b>	MGB
1 -	3:45.165	6 - 1:50.358
2 -	4:03.043	7 - 2:26.648
3 -	1:54.129	8 - 1:50.415
4 -	2:12.077P	9 - <b>1:49.561</b>
5 -	3:10.590	
<b>19</b>	<b>Richardson/Peters</b>	MGB
1 -	3:50.726	6 - 2:06.334P
2 -	1:59.584	7 - 2:57.522
3 -	1:58.479	8 - 1:54.652
4 -	2:09.328P	9 - <b>1:48.777</b>
5 -	2:23.795	10 - 1:49.706
<b>22</b>	<b>Kitson/Joss</b>	Rover Metro Gti
1 -	3:42.332	6 - 1:48.455
2 -	2:05.463	7 - 2:03.752P
3 -	1:52.731	8 - 2:59.439
4 -	1:53.525	9 - 1:50.725
5 -	1:49.892	10 - <b>1:47.195</b>
<b>23</b>	<b>Simon PAGE</b>	Austin Healey Sprite
1 -	3:37.268	6 - 1:52.851
2 -	2:03.708	7 - 1:57.435
3 -	1:55.470	8 - <b>1:51.185</b>
4 -	1:54.614	9 - 1:54.020
5 -	1:54.353	10 - 2:04.148
<b>24</b>	<b>Oneill/Sidery-Smith</b>	MGB
1 -	3:43.720	6 - 1:57.425
2 -	2:01.403	7 - 2:03.794
3 -	<b>1:52.231</b>	8 - 2:07.032
4 -	2:08.366P	9 - 2:24.377P
5 -	3:29.999	

# Longbridge 100 Enduro Trophy Race

## LAP ANALYSIS

(contd.)

<b>27</b>	<b>Allen/Patchett</b>	MG T Type
1 -	3:33.242	6 - 2:11.114P
2 -	2:09.110	7 - 3:04.870
3 -	2:02.059	8 - 1:56.576
4 -	1:57.104	9 - 1:51.923
5 -	1:57.660	10 - <b>1:51.770</b>
<b>29</b>	<b>Foster/Foster</b>	MGB
1 -	<b>3:59.383</b>	
<b>31</b>	<b>Evans/Greves</b>	MG Midget
1 -	3:43.841	6 - 3:15.139
2 -	2:00.743	7 - 1:50.070
3 -	2:02.450	8 - 1:50.263
4 -	1:56.055	9 - 1:48.047
5 -	2:09.837P	10 - <b>1:47.791</b>
<b>44</b>	<b>Lister/Wilkinson</b>	Austin Healey Sprite
1 -	3:40.681	6 - 2:07.369P
2 -	2:05.670	7 - 3:24.113
3 -	2:00.129	8 - 1:53.577
4 -	1:54.088	9 - <b>1:52.929</b>
5 -	1:56.637	10 - 1:54.246
<b>46</b>	<b>Jones/Bron</b>	MGA
1 -	3:25.298	6 - 4:14.262
2 -	2:11.465	7 - <b>1:49.414</b>
3 -	1:58.731	8 - 1:50.194
4 -	1:54.745	9 - 1:52.093
5 -	2:13.056P	
<b>49</b>	<b>Smith/Johnson</b>	MGB
1 -	3:25.805	6 - 1:46.278 11 - <b>1:44.718</b>
2 -	1:50.808	7 - 1:59.322P
3 -	1:47.000	8 - 2:26.849
4 -	1:46.852	9 - 1:45.890
5 -	1:46.133	10 - 1:44.860
<b>57</b>	<b>Paul EALES</b>	MGB
1 -	3:41.402	6 - 2:15.411P
2 -	2:11.221	7 - 2:14.706
3 -	1:58.810	8 - <b>1:55.003</b>
4 -	1:56.845	9 - 1:57.771
5 -	1:59.386	10 - 2:00.582

# Longbridge 100 Enduro Trophy Race

## LAP ANALYSIS

(contd.)

<b>58</b>	<b>Prior/Luff</b>	MGB
1 - 3:26.566	6 - 4:38.930	
2 - 1:53.408	7 - 1:48.741	
3 - 1:46.998	8 - 1:48.244	
4 - <b>1:46.246</b>	9 - 1:47.621	
5 - 2:27.811P		
<b>63</b>	<b>Graham BATES</b>	MGB
1 - 3:28.507	6 - 1:59.641	
2 - 2:03.483	7 - 2:01.290	
3 - 2:03.148	8 - <b>1:57.846</b>	
4 - 2:01.200	9 - 1:58.820	
5 - 2:00.252	10 - 1:59.163	
<b>65</b>	<b>Sidery-Smith/Hardy</b>	Austin Healey 100M
1 - 3:19.234	6 - 1:53.356	
2 - 2:04.704	7 - 1:55.382	
3 - 1:56.267	8 - 1:52.782	
4 - 1:54.491	9 - <b>1:52.018</b>	
5 - 1:54.620	10 - 2:10.091P	
<b>68</b>	<b>Wright/Elliott</b>	MGB GT
1 - 3:35.308	6 - <b>1:47.652</b>	
2 - 2:00.077	7 - 2:02.681P	
3 - 1:51.256	8 - 2:40.685	
4 - 1:49.866	9 - 1:52.526	
5 - 1:48.416	10 - 1:51.146	
<b>70</b>	<b>Rainford/Rhodes</b>	MG 1100 MK1
1 - 3:44.768	6 - 3:29.957	
2 - 2:05.075	7 - 2:01.125	
3 - 1:59.794	8 - 2:28.770P	
4 - <b>1:57.101</b>		
5 - 2:13.280P		
<b>74</b>	<b>Peters/Hewitt</b>	MGB
1 - 3:46.363		
2 - 1:44.981		
3 - 1:43.220		
4 - <b>1:41.219</b>		
<b>75</b>	<b>Hall/Beer</b>	MGB
1 - 3:13.879	6 - 1:55.131P	11 - 1:40.137
2 - 1:45.932	7 - 2:26.374	12 - 1:40.885
3 - 1:44.147	8 - <b>1:39.844</b>	
4 - 1:42.498	9 - 1:40.264	
5 - 1:42.158	10 - 1:40.494	

# Longbridge 100 Enduro Trophy Race

## LAP ANALYSIS

(contd.)

<b>76</b>	<b>Rigg/Ireland</b>	MGF VVC
1 - 3:36.247	6 - 1:53.845	11 - <b>1:51.595</b>
2 - 2:05.227	7 - 1:56.693	
3 - 1:58.078	8 - 1:54.583	
4 - 1:59.273	9 - 1:56.736	
5 - 1:57.927	10 - 1:55.337	
<b>78</b>	<b>Breedon/Parrington</b>	MGB GT V8
1 - 3:33.525	6 - 1:38.107	11 - 1:49.276
2 - 1:45.752	7 - 1:55.834P	
3 - 1:38.500	8 - 3:20.582	
4 - <b>1:37.304</b>	9 - 1:52.796	
5 - 1:37.424	10 - 1:49.123	
<b>83</b>	<b>David COULTARD</b>	MG ZR
1 - 3:20.372	6 - 1:45.263	
2 - 1:52.112	7 - 1:41.756	
3 - 1:43.778	8 - 1:50.126	
4 - 1:40.512	9 - 2:06.394P	
5 - <b>1:39.794</b>		
<b>86</b>	<b>Elson/Rice</b>	Austin Farina MK1
1 - 4:02.332	6 - 3:42.094	
2 - 2:10.886	7 - 2:16.610	
3 - 2:00.925	8 - 2:06.545	
4 - <b>1:57.711</b>	9 - 2:05.344	
5 - 2:11.897P		
<b>90</b>	<b>Staines/Griffiths</b>	MGB
1 - 3:44.969	6 - 1:39.011	11 - 1:56.804P
2 - 1:58.606	7 - 2:01.477P	
3 - 1:49.730	8 - 3:03.181	
4 - <b>1:38.741</b>	9 - 1:44.774	
5 - 1:39.250	10 - 1:39.275	
<b>92</b>	<b>Edney/Edney</b>	MG Midget
1 - 3:49.947	6 - 2:04.306P	
2 - 1:58.426	7 - 2:57.922	
3 - 1:56.153	8 - 1:51.107	
4 - 1:52.727	9 - 1:51.028	
5 - 1:52.229	10 - <b>1:50.949</b>	
<b>99</b>	<b>Bos/Whitt</b>	MG Midget
1 - 3:52.107	6 - 1:48.853	
2 - 1:59.414	7 - 2:05.797P	
3 - 1:53.401	8 - 3:11.631	
4 - 1:52.439	9 - 1:49.554	
5 - 1:50.082	10 - <b>1:46.762</b>	

# Longbridge 100 Enduro Trophy Race

## LAP ANALYSIS

(contd.)


<b>111</b>	<b>Wilson-Sprat/Woolmer</b>	MGB WSM
1 -	3:35.064	6 - 1:56.993
2 -	2:10.936	7 - 2:12.697P
3 -	2:12.883	8 - 3:37.666
4 -	1:57.054	9 - 1:55.765
5 -	<b>1:54.312</b>	
<b>115</b>	<b>Smith/Tyler</b>	MG Midget
1 -	3:25.801	6 - 1:53.204
2 -	X:00.000	
3 -	1:54.442	
4 -	1:53.328	
5 -	<b>1:51.862</b>	
<b>161</b>	<b>Hill/Hall</b>	MGB GT V8
1 -	3:35.202	6 - 2:49.185
2 -	1:55.703	7 - 1:57.047
3 -	1:54.534	8 - 1:52.437
4 -	1:52.129	9 - 1:50.983
5 -	2:05.493P	10 - <b>1:50.498</b>
<b>170</b>	<b>O'Brien/Blower</b>	Morris Mini Cooper S
1 -	3:46.363	6 - 2:06.960P
2 -	2:01.686	7 - 3:05.088
3 -	1:57.468	8 - 1:49.525
4 -	1:53.972	9 - <b>1:48.914</b>
5 -	1:53.876	10 - 1:48.983

# Longbridge 100 Enduro Trophy Race

## GRID - Race 9 - Amended 2

ROW 19	2:03.419	11	WAGNER	3:59.383	29	Foster/Foster
ROW 18	1:59.296	8	PRESTON	2:01.994	12	Maguire/Dean
ROW 17	1:57.711	86	Elson/Rice	1:57.846	63	BATES
ROW 16	1:55.003	57	EALES	1:57.101	70	Rainford/Rhodes
ROW 15	1:53.912	3	Metcalfe/Metcalfe	1:54.312	111	Wilson-Sprat/Woolmer
ROW 14	1:52.423	4	NEWTON	1:52.929	44	Lister/Wilkinson
ROW 13	1:52.018	65	Sidery-Smith/Hardy	1:52.231	24	Oneill/Sidery-Smith
ROW 12	1:51.770	27	Allen/Patchett	1:51.862	115	Smith/Tyler
ROW 11	1:51.185	23	PAGE	1:51.595	76	Rigg/Ireland
ROW 10	1:50.498	161	Hill/Hall	1:50.949	92	Edney/Edney
ROW 9	1:49.414	46	BRON	1:49.561	16	Entwistle/Prutton
ROW 8	1:48.914	170	O'Brien/Blower	1:49.111	7	RATCLIFFE
ROW 7	1:47.791	31	Evans/Greves	1:48.777	19	Richardson/Peters
ROW 6	1:47.195	22	Kitson/Joss	1:47.652	68	Wright/Elliott
ROW 5	1:45.440	5	Vizor/Saunders	1:46.246	58	Prior/Luff
ROW 4	1:44.718	49	Smith/Johnson	1:44.950	2	H. Holland-Bosworth/Cook
ROW 3	1:41.219	74	Peters/Hewitt	1:42.608	14	Cottingham/Wilson
ROW 2	1:39.794	83	COULTARD	1:39.844	75	Hall/Beer
ROW 1	1:37.304	78	Breedon/Parrington	1:38.741	90	Staines/Griffiths

POLE



**CAR 115 PLEASE MAKE NUMBERS READABLE, Cars 99 and 30 1st and 2nd Reserves.**  
**Weather/Track - Cloudy/Dry**  
**These results are provisional until the conclusion of any judicial and technical matters.**

Silverstone Inter  
 Circuit Length = 2.2490 miles.  
 Start: 11:53 End: 12:11

Clerk of Course:	Stewards:	Timekeeper:
------------------	-----------	-------------

# MGCC Drayton Manor Park MG Metro Cup

## RACE RESULT - Race 1 - Amended

POS	NO	CL	NAME	NAT	ENTRY	TIME	LAPS	GAP	MPH	BEST
1	75	MM	Paul BROWN		Mini Miglia	13:45.524	8		78.67	1:41.191
2	58	MM	Mark CHANDLER		Mini Miglia	13:45.832	8	0.308	78.64	1:41.167
3	01	D	Paul LUTI		MG Metro	14:21.642	8	36.118	75.37	1:45.361
4	28	D	Daniel LUDLOW		Rover Metro GTi	14:22.402	8	36.878	75.31	1:45.268
5	13	MM	Phil HARVEY		Mini Miglia	14:23.302	8	37.778	75.23	1:45.293
6	10	MM	Darren THOMAS		Mini Miglia	14:24.165	8	38.641	75.15	1:45.433
7	34	MM	Keith ALLINGTON		Mini Miglia	14:25.020	8	39.496	75.08	1:45.461
8	00	C	Dennis ROBINSON		MG Metro Turbo	14:34.172	8	48.648	74.29	1:47.265
9	96	C	Dick TREVETT		MG Metro Turbo	14:43.296	8	57.772	73.52	1:47.262
10	37	D	Chris HARRIS		MG Metro	14:49.296	8	1:03.772	73.03	1:47.598
11	78	M7	Paul MCGARRY		Mini Se7en	14:50.818	8	1:05.294	72.90	1:48.825
12	87	M7	Gareth HUNT		Mini Se7en	14:51.725	8	1:06.201	72.83	1:48.848
13	52	C	Simon WHITE		MG Metro	14:56.699	8	1:11.175	72.43	1:48.096
14	7	C	Tony HOWE		MG Metro Turbo	14:57.420	8	1:11.896	72.37	1:50.096
15	32	C	Tony DOWLER		MG Metro	15:00.653	8	1:15.129	72.11	1:49.239
16	98	M7	Mark SMITH		Mini Se7en	15:12.064	8	1:26.540	71.20	1:50.691
17	39	B	Barry LAKE		Rover Metro GTi	15:12.184	8	1:26.660	71.20	1:51.492
18	26	M7	Lee JONES		Mini Se7en	15:22.312	8	1:36.788	70.41	1:51.604
19	57	M7	Philip GILLIBRAND		Mini Se7en	15:23.099	8	1:37.575	70.35	1:52.099
20	24	M7	James COULSON		Mini Se7en	15:25.945	8	1:40.421	70.14	1:52.284
21	3	M7	Dave BANWELL		Mini Se7en	15:28.666	8	1:43.142	69.93	1:53.075
22	99	M7	Rupert HINDE		Mini Se7en	15:35.334	8	1:49.810	69.43	1:53.937
23	90	A	Terry BRACEY-WRIGHT		MG Metro	13:53.743	7	1 LAP	68.18	1:55.733
24	12	A	Iain PATTERSON		MG Metro	13:54.559	7	1 LAP	68.12	1:55.937
25	27	M7	Andy HILL		Mini Se7en	14:03.540	7	1 LAP	67.39	1:57.261
26	79	A	Paul ASHTON		MG Metro	14:04.695	7	1 LAP	67.30	1:56.912
27	47	M7	Kelvin EDGAR		Mini Se7en	14:39.734	7	1 LAP	64.62	2:01.148
28	20	A	David HEASMAN		MG Metro	14:58.346	7	1 LAP	63.28	2:04.292
29	5	A	Stuart OWEN		Rover Metro Gta	15:01.486	7	1 LAP	63.06	2:04.287
30	38	B	Steve CARTER		Rover Metro GTi	15:32.911	7	1 LAP	60.94	2:09.094

### NOT CLASSIFIED

35	MM	Ian FETHERSTONE	Mini Miglia	12:09.831	6	D.N.F.	66.80	1:50.875
14	M7	Mickey BRAY	Mini Se7en	9:34.547	5	D.N.F.	70.76	1:50.977
77	B	Rob MANSER	MG Metro	8:13.798	4	D.N.F.	65.94	1:51.994

### FASTEST LAP

58	MM	Mark CHANDLER	Mini Miglia	1:41.167	4	80.03mph	128.79kph
28	D	Daniel LUDLOW	Rover Metro GTi	1:45.268	5	76.91mph	123.77kph
96	C	Dick TREVETT	MG Metro Turbo	1:47.262	3	75.48mph	121.47kph
78	M7	Paul MCGARRY	Mini Se7en	1:48.825	3	74.39mph	119.73kph
39	B	Barry LAKE	Rover Metro GTi	1:51.492	3	72.61mph	116.86kph
90	A	Terry BRACEY-WRIGHT	MG Metro	1:55.733	7	69.95mph	112.58kph

Weather/Track - Cloudy/Dry

These results are provisional until the conclusion of any judicial and technical matters.

Silverstone Inter

Circuit Length = 2.2490 miles.

Start: 13:13 End: 13:27

Clerk of Course:	Stewards:	Timekeeper:
------------------	-----------	-------------

# MGCC Drayton Manor Park MG Metro Cup

## LAP CHART

Lap 1			Lap 2			Lap 3			Lap 4			Lap 5		
No	Behind	Laptime	No	Behind	Laptime	No	Behind	Laptime	No	Behind	Laptime	No	Behind	Laptime
58		1:50.846	58		1:42.466	58		1:41.808	58		1:41.167	58		1:41.955
75	0.055	1:50.901	75	0.088	1:42.499	75	0.092	1:41.812	75	0.116	1:41.191	75	0.001	1:41.840
28	4.918	1:55.764	13	9.890	1:47.027	01	14.538	1:45.912	01	18.732	1:45.361	38	1 LAP	2:09.976
13	5.329	1:56.175	01	10.434	1:46.551	13	14.840	1:46.758	13	18.966	1:45.293	01	22.142	1:45.365
01	6.349	1:57.195	28	11.109	1:48.657	28	16.055	1:46.754	28	20.602	1:45.714	13	22.322	1:45.311
34	6.680	1:57.526	10	12.439	1:47.229	10	17.485	1:46.854	10	21.835	1:45.517	28	23.915	1:45.268
10	7.676	1:58.522	34	12.803	1:48.589	34	17.799	1:46.804	34	22.352	1:45.720	10	25.441	1:45.561
96	8.966	1:59.812	96	14.007	1:47.507	96	19.461	1:47.262	00	26.153	1:47.443	34	25.858	1:45.461
00	9.347	2:00.193	00	14.420	1:47.539	00	19.877	1:47.265	96	27.567	1:49.273	00	31.899	1:47.701
37	10.172	2:01.018	37	15.702	1:47.996	37	21.492	1:47.598	37	28.358	1:48.033	96	36.296	1:50.684
87	11.734	2:02.580	87	18.116	1:48.848	78	25.633	1:48.825	78	33.904	1:49.438	37	36.715	1:50.312
78	11.976	2:02.822	78	18.616	1:49.106	87	26.364	1:50.056	87	34.525	1:49.328	78	41.605	1:49.656
7	13.533	2:04.379	7	21.327	1:50.260	7	29.992	1:50.473	7	39.450	1:50.625	87	42.103	1:49.533
98	14.839	2:05.685	14	23.483	1:50.977	14	33.421	1:51.746	98	44.180	1:51.673	7	47.791	1:50.296
14	14.972	2:05.818	98	23.796	1:51.423	98	33.674	1:51.686	32	44.507	1:50.703	32	51.791	1:49.239
39	15.916	2:06.762	39	25.227	1:51.777	39	34.911	1:51.492	14	44.650	1:52.396	52	52.698	1:49.497
77	16.105	2:06.951	77	25.633	1:51.994	32	34.971	1:50.945	52	45.156	1:48.210	98	53.577	1:51.352
32	16.568	2:07.414	32	25.834	1:51.732	77	36.014	1:52.189	39	45.883	1:52.139	39	56.165	1:52.237
57	17.185	2:08.031	57	27.144	1:52.425	57	37.491	1:52.155	57	48.423	1:52.099	14	56.305	1:53.610
26	17.675	2:08.521	35	28.349	1:52.279	52	38.113	1:48.694	35	49.022	1:50.875	26	1:03.651	1:54.660
35	18.536	2:09.382	26	29.338	1:54.129	26	39.134	1:51.604	26	50.946	1:52.979	24	1:06.144	1:55.812
3	19.789	2:10.635	24	30.110	1:52.707	35	39.314	1:52.773	24	52.287	1:52.868	57	1:06.329	1:59.861
24	19.869	2:10.715	3	30.800	1:53.477	24	40.586	1:52.284	3	54.115	1:53.215	35	1:07.173	2:00.106
99	21.755	2:12.601	52	31.227	1:48.937	3	42.067	1:53.075	99	1:01.286	1:54.574	3	1:07.631	1:55.471
90	22.139	2:12.985	99	34.993	1:55.704	99	47.879	1:54.694	90	1:06.749	1:56.197	99	1:13.798	1:54.467
12	22.797	2:13.643	90	37.010	1:57.337	90	51.719	1:56.517	12	1:07.753	1:56.558	90	1:22.473	1:57.679
52	24.756	2:15.602	12	37.876	1:57.545	12	52.362	1:56.294	79	1:12.537	1:57.198	12	1:23.126	1:57.328
27	25.294	2:16.140	27	40.089	1:57.261	27	55.749	1:57.468	27	1:12.691	1:58.109	27	1:28.596	1:57.860
79	26.252	2:17.098	79	40.868	1:57.082	79	56.506	1:57.446	77	1:17.511	2:22.664P	79	1:29.237	1:58.655
20	30.737	2:21.583	47	49.460	2:01.186	47	1:10.878	2:03.226	47	1:31.974	2:02.263			
47	30.740	2:21.586	20	54.306	2:06.035	20	1:16.790	2:04.292	20	1:40.041	2:04.418			
5	33.324	2:24.170	5	56.043	2:05.185	5	1:18.571	2:04.336	5	1:41.691	2:04.287			
38	36.684	2:27.530	38	1:04.254	2:10.036	38	1:31.540	2:09.094						



# MGCC Drayton Manor Park MG Metro Cup LAP CHART

(contd.)

Lap 6			Lap 7			Lap 8			Lap 9			Lap 10		
No	Behind	Laptime	No	Behind	Laptime	No	Behind	Laptime	No	Behind	Laptime	No	Behind	Laptime
58		1:42.625	75		1:42.786	75		1:41.760						
75	0.111	1:42.735	58	0.071	1:42.968	58	0.308	1:41.997						
47	1 LAP	2:03.047	27	1 LAP	1:59.367	90	1 LAP	1:55.733						
20	1 LAP	2:08.198	79	1 LAP	2:00.304	12	1 LAP	1:57.254						
5	1 LAP	2:06.833	35	1 LAP	2:24.416P	27	1 LAP	1:57.335						
13	25.893	1:46.196	01	32.002	1:48.053	79	1 LAP	1:56.912						
01	26.846	1:47.329	13	32.432	1:49.436	01	36.118	1:45.876						
28	27.578	1:46.288	28	32.824	1:48.143	28	36.878	1:45.814						
10	30.850	1:48.034	47	1 LAP	2:07.278	13	37.778	1:47.106						
34	31.468	1:48.235	10	34.968	1:47.015	10	38.641	1:45.433						
00	36.844	1:47.570	34	35.441	1:46.870	34	39.496	1:45.815						
96	43.166	1:49.495	00	41.805	1:47.858	00	48.648	1:48.603						
37	44.571	1:50.481	20	1 LAP	2:08.457	47	1 LAP	2:01.148						
38	1 LAP	2:12.130	96	50.817	1:50.548	96	57.772	1:48.715						
78	48.206	1:49.226	5	1 LAP	2:09.758	37	1:03.772	1:51.249						
87	49.191	1:49.713	37	54.283	1:52.609	78	1:05.294	1:51.393						
7	55.666	1:50.500	78	55.661	1:50.352	87	1:06.201	1:50.824						
52	58.169	1:48.096	87	57.137	1:50.843	52	1:11.175	1:48.696						
32	59.066	1:49.900	7	1:02.865	1:50.096	7	1:11.896	1:50.791						
98	1:01.643	1:50.691	52	1:04.239	1:48.967	20	1 LAP	2:05.363						
39	1:06.990	1:53.450	32	1:06.406	1:50.237	32	1:15.129	1:50.483						
26	1:14.275	1:53.249	98	1:15.471	1:56.725	5	1 LAP	2:06.917						
57	1:16.533	1:52.829	39	1:16.601	1:52.508	98	1:26.540	1:52.829						
24	1:18.221	1:54.702	38	1 LAP	2:14.572	39	1:26.660	1:51.819						
3	1:19.824	1:54.818	26	1:24.474	1:53.096	26	1:36.788	1:54.074						
99	1:26.226	1:55.053	57	1:26.567	1:52.931	57	1:37.575	1:52.768						
12	1:36.438	1:55.937	24	1:28.524	1:53.200	24	1:40.421	1:53.657						
90	1:37.143	1:57.295	3	1:30.550	1:53.623	3	1:43.142	1:54.352						
			99	1:37.633	1:54.304	38	1 LAP	2:09.573						
						99	1:49.810	1:53.937						

# MGCC Peter Best BCV8

## RACE RESULT - Race 2

POS	NO	CL	NAME	NAT	ENTRY	TIME	LAPS	GAP	MPH	BEST
1	98	D	Steve WILLIAMS		MGB V8	12:32.744	8		86.28	1:31.898
2	93	D	Tom STEWART		MGB GT V8	12:33.187	8	0.443	86.23	1:30.937
3	84	D	Roy McCARTHY		MGB Roadster	12:55.208	8	22.464	83.78	1:34.105
4	74	C	Andrew YOUNG		MGC GT	13:14.556	8	41.812	81.74	1:36.927
5	78	C	Joe PARRINGTON		MGB GT V8	13:17.205	8	44.461	81.46	1:37.252
6	75	C	Martin HALL		MGB Roadster	13:33.513	8	1:00.769	79.83	1:39.663
7	70	B	Russell McCARTHY		MGB Roadster	13:47.519	8	1:14.775	78.48	1:41.516
8	52	B	Spencer McCARTHY		MGB	13:49.394	8	1:16.650	78.30	1:41.777
9	34	B	Brian CAKEBREAD		MGB V8	13:58.984	8	1:26.240	77.41	1:42.966
10	58	B	Ian PRIOR		MGB	13:59.230	8	1:26.486	77.39	1:42.560
11	45	B	Mike HARRIS		MGB	14:09.942	8	1:37.198	76.41	1:43.281
12	22	AB	Tom SMITH		MGB	14:12.231	8	1:39.487	76.20	1:44.254
13	50	B	Chris FORREST		MGB GT	14:13.581	8	1:40.837	76.08	1:44.397
14	14	AB	James COTTINGHAM		MGB	14:14.976	8	1:42.232	75.96	1:44.400
15	33	B	Max CAWTHORN		MGB	12:33.785	7	1 LAP	75.42	1:44.587
16	12	C	Paul WHITE		MG BGT V8	12:59.949	7	1 LAP	72.89	1:49.139
17	31	B	Jonnie WHEELER		MGB	13:14.502	7	1 LAP	71.55	1:44.519
18	53	B	Kevin SWANN		MGB	13:18.626	7	1 LAP	71.18	1:49.588
19	24	AB	Chris ONEILL		MGB	13:23.184	7	1 LAP	70.78	1:50.836
20	161	B	David HILL		MGB GT V8	13:29.982	7	1 LAP	70.18	1:49.595
21	8	A	Ken DEAMER		MGB	13:32.998	7	1 LAP	69.92	1:52.787
22	7	A	Richard DAWE		MGB GT	13:34.786	7	1 LAP	69.77	1:53.239
23	3	A	Robert MUIR		MGB Roadster	13:43.576	7	1 LAP	69.03	1:53.841
24	64	B	Iain YOUNG		MGC GT	14:06.109	7	1 LAP	67.19	1:56.031
25	10	A	David SMITH		MGB GT	14:21.569	7	1 LAP	65.98	1:59.005
26	60	B	Victor YOUNG		MGC GT	14:25.442	7	1 LAP	65.69	1:58.541
27	9	A	Steve OKINES		MGB GT	12:39.426	6	2 LAPS	64.20	1:59.283
28	5	A	Brian SMETHURST		MGB Roadster	12:39.697	6	2 LAPS	64.17	2:03.301

### NOT CLASSIFIED

94	D	John WILSON	MGB GT V8	11:01.109	7	D.N.F.	85.99	1:32.274
95	D	Brian HALFORD	MGB GT V8	10:09.640	6	D.N.F.	79.97	1:36.951
37	B	Barry HOLMES	MGB GT V8	7:19.746	4	D.N.F.	74.04	1:45.615
32	B	Rob HUFF	MGB		0	D.N.F.	N/A	
55	B	Barry SIDERY-SMITH	MGB		0	D.N.F.	N/A	

### FASTEST LAP

93	D	Tom STEWART	MGB GT V8	1:30.937	3	89.03mph	143.28kph
74	C	Andrew YOUNG	MGC GT	1:36.927	4	83.53mph	134.43kph
70	B	Russell McCARTHY	MGB Roadster	1:41.516	3	79.75mph	128.35kph
22	AB	Tom SMITH	MGB	1:44.254	6	77.66mph	124.98kph
8	A	Ken DEAMER	MGB	1:52.787	7	71.78mph	115.52kph

Weather/Track - Cloudy/Dry

These results are provisional until the conclusion of any judicial and technical matters.

Silverstone Inter

Circuit Length = 2.2490 miles.

Start: 13:40 End: 13:52

Clerk of Course:	Stewards:	Timekeeper:
------------------	-----------	-------------

# MGCC Peter Best BCV8 LAP CHART

Lap 1			Lap 2			Lap 3			Lap 4			Lap 5		
No	Behind	Laptime	No	Behind	Laptime	No	Behind	Laptime	No	Behind	Laptime	No	Behind	Laptime
98		1:41.181	98		1:32.588	98		1:32.172	98		1:32.000	98		1:33.780
94	0.475	1:41.656	94	0.209	1:32.322	94	0.311	1:32.274	60	1 LAP	1:58.541	94	0.223	1:32.964
93	5.385	1:46.566	93	3.969	1:31.172	93	2.734	1:30.937	94	1.039	1:32.728	93	0.410	1:32.240
84	6.970	1:48.151	84	9.836	1:35.454	84	12.633	1:34.969	93	1.950	1:31.216	8	1 LAP	1:53.744
74	7.504	1:48.685	95	13.141	1:37.660	95	18.676	1:37.707	5	1 LAP	2:03.301	7	1 LAP	1:53.579
95	8.069	1:49.250	74	13.484	1:38.568	74	18.948	1:37.636	84	15.587	1:34.954	3	1 LAP	1:54.605
75	9.622	1:50.803	75	17.620	1:40.586	78	24.185	1:37.252	95	23.627	1:36.951	84	17.496	1:35.689
70	12.277	1:53.458	78	19.105	1:38.692	75	25.401	1:39.953	74	23.875	1:36.927	64	1 LAP	1:57.927
52	12.558	1:53.739	70	21.897	1:42.208	70	31.241	1:41.516	78	29.476	1:37.291	10	1 LAP	2:00.554
78	13.001	1:54.182	52	22.542	1:42.572	52	32.176	1:41.806	75	33.107	1:39.706	95	27.486	1:37.639
34	14.929	1:56.110	34	26.018	1:43.677	34	37.341	1:43.495	70	40.836	1:41.595	74	28.146	1:38.051
58	15.152	1:56.333	58	26.269	1:43.705	58	37.723	1:43.626	52	41.953	1:41.777	60	1 LAP	2:05.469
45	16.197	1:57.378	45	27.685	1:44.076	45	38.886	1:43.373	34	48.355	1:43.014	78	33.277	1:37.581
50	17.282	1:58.463	50	29.114	1:44.420	50	41.427	1:44.485	58	48.794	1:43.071	75	39.502	1:40.175
22	18.026	1:59.207	22	29.783	1:44.345	22	41.885	1:44.274	45	50.167	1:43.281	9	1 LAP	2:14.365
14	19.004	2:00.185	31	31.373	1:44.519	14	45.059	1:45.821	22	54.810	1:44.925	5	1 LAP	2:03.505
31	19.442	2:00.623	14	31.410	1:44.994	31	45.194	1:45.993	50	55.640	1:46.213	70	48.898	1:41.842
37	19.982	2:01.163	37	33.009	1:45.615	33	46.655	1:45.169	14	58.016	1:44.957	52	50.612	1:42.439
33	20.789	2:01.970	33	33.658	1:45.457	37	46.830	1:45.993	33	1:00.215	1:45.560	34	57.911	1:43.336
12	21.851	2:03.032	12	38.402	1:49.139	12	55.677	1:49.447	37	1:01.805	1:46.975	58	58.833	1:43.819
24	23.469	2:04.650	24	41.717	1:50.836	161	1:00.824	1:51.112	12	1:12.837	1:49.160	45	1:00.760	1:44.373
161	24.877	2:06.058	161	41.884	1:49.595	53	1:01.509	1:51.127	161	1:21.853	1:53.029	22	1:05.547	1:44.517
53	25.554	2:06.735	53	42.554	1:49.588	24	1:02.130	1:52.585	53	1:22.392	1:52.883	50	1:06.359	1:44.499
3	28.524	2:09.705	3	49.777	1:53.841	8	1:12.657	1:54.780	24	1:22.928	1:52.798	14	1:08.636	1:44.400
8	29.128	2:10.309	8	50.049	1:53.509	7	1:13.305	1:54.977	31	1:29.928	2:16.734	33	1:11.520	1:45.085
7	29.384	2:10.565	7	50.500	1:53.704	3	1:14.208	1:56.603				12	1:28.231	1:49.174
10	35.596	2:16.777	10	1:02.298	1:59.290	10	1:29.131	1:59.005						
9	36.034	2:17.215	9	1:02.729	1:59.283	64	1:30.916	1:58.710						
60	37.571	2:18.752	64	1:04.378	1:58.893	9	1:31.541	2:00.984						
64	38.073	2:19.254	60	1:05.767	2:00.784									
5	40.549	2:21.730	5	1:11.831	2:03.870									

# MGCC Peter Best BCV8 LAP CHART

(contd.)

Lap 6			Lap 7			Lap 8			Lap 9			Lap 10		
No	Behind	Laptime	No	Behind	Laptime	No	Behind	Laptime	No	Behind	Laptime	No	Behind	Laptime
98		1:36.005	98		1:31.898	98		1:33.120						
93	0.488	1:36.083	93	0.494	1:31.904	93	0.443	1:33.069						
94	0.760	1:36.542	94	1.485	1:32.623	33	1 LAP	1:45.957						
53	1 LAP	1:58.083	12	1 LAP	1:49.542	9	2 LAPS	2:05.376						
31	1 LAP	1:50.820	84	21.479	1:36.144	5	2 LAPS	2:03.335						
24	1 LAP	1:57.948	31	1 LAP	1:48.148	84	22.464	1:34.105						
161	1 LAP	2:03.331	53	1 LAP	1:50.418	12	1 LAP	1:50.455						
84	17.233	1:35.742	24	1 LAP	1:51.905	31	1 LAP	1:47.665						
8	1 LAP	1:53.297	74	36.996	1:37.840	74	41.812	1:37.936						
7	1 LAP	1:53.239	161	1 LAP	1:53.612	78	44.461	1:37.266						
3	1 LAP	1:55.965	78	40.315	1:37.308	53	1 LAP	1:49.792						
74	31.054	1:38.913	8	1 LAP	1:54.572	24	1 LAP	1:52.462						
78	34.905	1:37.633	7	1 LAP	1:54.704	161	1 LAP	1:53.245						
95	41.914	1:50.433P	3	1 LAP	1:56.438	8	1 LAP	1:52.787						
64	1 LAP	1:56.031	75	54.226	1:41.992	75	1:00.769	1:39.663						
75	44.132	1:40.635	70	1:04.803	1:42.144	7	1 LAP	1:54.018						
10	1 LAP	2:01.007	52	1:07.145	1:42.308	3	1 LAP	1:56.419						
70	54.557	1:41.664	64	1 LAP	1:58.065	70	1:14.775	1:43.092						
52	56.735	1:42.128	34	1:16.027	1:42.966	52	1:16.650	1:42.625						
60	1 LAP	2:01.086	58	1:16.469	1:42.979	34	1:26.240	1:43.333						
34	1:04.959	1:43.053	10	1 LAP	2:01.935	58	1:26.486	1:43.137						
58	1:05.388	1:42.560	45	1:23.312	1:45.473	64	1 LAP	1:57.229						
9	1 LAP	2:02.203	60	1 LAP	2:01.082	45	1:37.198	1:47.006						
5	1 LAP	2:03.956	22	1:27.380	1:45.482	22	1:39.487	1:45.227						
45	1:09.737	1:44.982	50	1:29.560	1:45.721	50	1:40.837	1:44.397						
22	1:13.796	1:44.254	14	1:29.928	1:44.536	14	1:42.232	1:45.424						
50	1:15.737	1:45.383				10	1 LAP	2:03.001						
14	1:17.290	1:44.659				60	1 LAP	1:59.728						
33	1:20.102	1:44.587												

# AMOC UBS Aston Martin Championship

## RACE RESULT - Race 3

POS	NO	CL	NAME	NAT	ENTRY	TIME	LAPS	GAP	MPH	BEST
1	74	D	Arthur THURTLÉ		Aston Martin V8	13:02.242	8		83.02	1:36.194
2	96	B3	Ray MALLOCK		Aston Martin DB4	13:03.539	8	1.297	82.89	1:35.972
3	44	C3	Bob SEARLES		Aston Martin DBS V8	13:11.809	8	9.567	82.02	1:36.598
4	22	B3	Tom ALEXANDER		Aston Martin DB4	13:25.634	8	23.392	80.61	1:38.348
5	94	B3	Ronnie FARMER		Aston Martin DB4	13:27.815	8	25.573	80.39	1:39.083
6	59	B3	Nicholas KING		Aston Martin DB4	13:36.278	8	34.036	79.56	1:39.573
7	90	C2	Richard BUTLER		Aston Martin V8 Series 2	13:37.122	8	34.880	79.48	1:39.899
8	18	B3	Peter WHEELER		Aston Martin DB4	13:56.340	8	54.098	77.65	1:41.816
9	88	D	Patrick COOKE		Aston Martin Vantage	13:56.747	8	54.505	77.61	1:40.879
10	21	B3	John GOLDSMITH		Aston Martin DB6	14:01.631	8	59.389	77.16	1:42.730
11	14	C3	Paul HIPWELL		Aston Martin V8	14:02.131	8	59.889	77.12	1:41.868
12	57	C2	David SUCH		Aston Martin V8	14:10.567	8	1:08.325	76.35	1:43.965
13	79	B3	Conor O BRIEN		Aston Martin DB4	14:11.985	8	1:09.743	76.23	1:44.327
14	86	B3	Jeremy COOKE		Aston Martin DB4	14:16.591	8	1:14.349	75.82	1:43.955
15	78	C3	George MILLER		Aston Martin V8	14:20.802	8	1:18.560	75.45	1:45.100
16	15	B1	Geoffrey LEWIS		Aston Martin DB4	13:25.289	7	1 LAP	70.59	1:52.247

### FASTEST LAP

96	B3	Ray MALLOCK	Aston Martin DB4	1:35.972	5	84.36mph	135.76kph
74	D	Arthur THURTLÉ	Aston Martin V8	1:36.194	5	84.16mph	135.45kph
44	C3	Bob SEARLES	Aston Martin DBS V8	1:36.598	5	83.81mph	134.88kph
90	C2	Richard BUTLER	Aston Martin V8 Series 2	1:39.899	2	81.04mph	130.43kph
15	B1	Geoffrey LEWIS	Aston Martin DB4	1:52.247	5	72.13mph	116.08kph

Weather/Track - Cloudy/Dry

These results are provisional until the conclusion of any judicial and technical matters.

Silverstone Inter

Circuit Length = 2.2490 miles.

Start: 14:05 End: 14:18

Clerk of Course:	Stewards:	Timekeeper:
------------------	-----------	-------------

# AMOC UBS Aston Martin Championship

## LAP CHART

Lap 1			Lap 2			Lap 3			Lap 4			Lap 5		
No	Behind	Laptime	No	Behind	Laptime	No	Behind	Laptime	No	Behind	Laptime	No	Behind	Laptime
96		1:45.123	74		1:36.463	74		1:37.402	74		1:36.830	74		1:36.194
74	0.212	1:45.335	96	1.587	1:38.262	96	1.023	1:36.838	96	0.654	1:36.461	96	0.432	1:35.972
44	2.064	1:47.187	44	2.743	1:37.354	44	2.541	1:37.200	44	2.975	1:37.264	44	3.379	1:36.598
22	3.398	1:48.521	22	5.071	1:38.348	22	6.538	1:38.869	22	8.806	1:39.098	22	12.164	1:39.552
59	4.318	1:49.441	94	7.908	1:39.799	94	9.939	1:39.433	94	13.169	1:40.060	94	16.058	1:39.083
94	4.784	1:49.907	59	9.279	1:41.636	59	14.039	1:42.162	59	18.330	1:41.121	59	21.709	1:39.573
14	8.419	1:53.542	90	11.699	1:39.899	90	14.487	1:40.190	90	19.132	1:41.475	90	23.559	1:40.621
90	8.475	1:53.598	14	15.537	1:43.793	18	21.037	1:42.268	18	26.023	1:41.816	18	32.164	1:42.335
21	9.716	1:54.839	18	16.171	1:42.630	14	21.413	1:43.278	14	27.309	1:42.726	21	36.861	1:44.073
18	10.216	1:55.339	21	16.825	1:43.784	21	22.769	1:43.346	21	28.982	1:43.043	88	37.385	1:44.245
57	11.275	1:56.398	88	18.097	1:41.549	88	23.029	1:42.334	88	29.334	1:43.135	14	40.013	1:48.898
78	12.227	1:57.350	57	20.480	1:45.880	57	27.043	1:43.965	57	34.469	1:44.256	57	43.341	1:45.066
79	12.814	1:57.937	78	21.264	1:45.712	78	28.962	1:45.100	78	37.552	1:45.420	79	46.008	1:44.479
88	13.223	1:58.346	79	21.801	1:45.662	79	29.419	1:45.020	79	37.723	1:45.134	78	48.514	1:47.156
86	13.843	1:58.966	86	22.659	1:45.491	86	31.630	1:46.373	86	38.755	1:43.955	86	49.056	1:46.495
15	20.890	2:06.013	15	36.980	1:52.765	15	52.103	1:52.525	15	1:09.307	1:54.034	15	1:25.360	1:52.247

# AMOC UBS Aston Martin Championship LAP CHART

(contd.)

Lap 6			Lap 7			Lap 8			Lap 9			Lap 10		
No	Behind	Laptime	No	Behind	Laptime	No	Behind	Laptime	No	Behind	Laptime	No	Behind	Laptime
74		1:36.423	74		1:36.555	74		1:37.040						
96	0.784	1:36.775	96	0.891	1:36.662	96	1.297	1:37.446						
44	4.153	1:37.197	44	5.336	1:37.738	44	9.567	1:41.271						
22	15.954	1:40.213	15	1 LAP	1:54.362	15	1 LAP	1:53.343						
94	19.875	1:40.240	22	19.384	1:39.985	22	23.392	1:41.048						
59	26.029	1:40.743	94	22.666	1:39.346	94	25.573	1:39.947						
90	27.240	1:40.104	59	30.677	1:41.203	59	34.036	1:40.399						
18	38.528	1:42.787	90	31.144	1:40.459	90	34.880	1:40.776						
21	43.168	1:42.730	18	45.062	1:43.089	18	54.098	1:46.076						
88	43.517	1:42.555	88	50.666	1:43.704	88	54.505	1:40.879						
14	45.458	1:41.868	21	52.390	1:45.777	21	59.389	1:44.039						
57	51.638	1:44.720	14	53.544	1:44.641	14	59.889	1:43.385						
79	53.976	1:44.391	57	1:00.087	1:45.004	57	1:08.325	1:45.278						
78	57.398	1:45.307	79	1:01.748	1:44.327	79	1:09.743	1:45.035						
86	57.797	1:45.164	86	1:07.069	1:45.827	86	1:14.349	1:44.320						
			78	1:08.357	1:47.514	78	1:18.560	1:47.243						

# MGCC MG X Power TF-ZR Trophy

## RACE RESULT - Race 4

POS	NO	CL	NAME	NAT	ENTRY	TIME	LAPS	GAP	MPH	BEST
1	91	B	Peter FELIX		MG ZR	13:07.272	8		82.49	1:37.829
2	99	B	Barry BENHAM		MG ZR	13:08.204	8	0.932	82.39	1:37.550
3	95	B	Dean CLEMENTS		MG ZR	13:09.427	8	2.155	82.27	1:37.649
4	94	B	Paul WALLACE		MG ZR	13:09.809	8	2.537	82.23	1:37.649
5	87	B	Colin ROBERTSON		MG ZR	13:19.916	8	12.644	81.19	1:38.581
6	96	B	Andy FELLO		MG ZR	13:20.519	8	13.247	81.13	1:38.685
7	1	A	Mark ROBERTS		MG TF	13:20.728	8	13.456	81.11	1:38.735
8	77	B	Malcolm GAMMONS		MG ZR	13:23.730	8	16.458	80.80	1:38.863
9	85	B	Sean PETERS		MG ZR	13:30.652	8	23.380	80.11	1:39.342
10	83	B	David COULTHARD		MG ZR	13:40.727	8	33.455	79.13	1:41.050
11	8	A	Ross WOODHOUSE		MG TF	13:47.147	8	39.875	78.52	1:40.590
12	20	A	Robert DAY		MG TF	13:48.411	8	41.139	78.40	1:41.754
13	12	A	David PIERCE		MG TF	13:53.741	8	46.469	77.89	1:41.056
14	21	A	Paul PHIPPS		MG TF	13:55.458	8	48.186	77.73	1:42.057
15	24	A	Mark RAYMENT		MG TF	14:05.257	8	57.985	76.83	1:43.337
16	6	A	Goff HOLMES		MG TF	14:05.832	8	58.560	76.78	1:41.839
17	13	A	Andrew STEEL		MG TF	14:34.175	8	1:26.903	74.29	1:45.636
18	5	A	Elliot MASON		MG TF	13:18.723	7	1 LAP	71.17	1:39.915

### NOT CLASSIFIED

22	A	Matthew HENNINGS		MG TF	12:09.648	7	D.N.F.	77.91	1:42.072
88	B	Mark GIBBONS		MG ZR	2:14.398	1	D.N.F.	61.55	

### FASTEST LAP

99	B	Barry BENHAM		MG ZR	1:37.550	5	82.99mph	133.57kph
1	A	Mark ROBERTS		MG TF	1:38.735	7	82.00mph	131.96kph

Weather/Track - Cloudy/Dry

These results are provisional until the conclusion of any judicial and technical matters.

Silverstone Inter  
Circuit Length = 2.2490 miles.  
Start: 14:29 End: 14:42

Clerk of Course:	Stewards:	Timekeeper:
------------------	-----------	-------------



# MGCC MG X Power TF-ZR Trophy

## LAP CHART

Lap 1			Lap 2			Lap 3			Lap 4			Lap 5		
No	Behind	Laptime	No	Behind	Laptime	No	Behind	Laptime	No	Behind	Laptime	No	Behind	Laptime
91		1:40.865	91		1:38.103	91		1:37.852	91		1:37.931	91		1:37.926
95	0.440	1:41.305	95	0.498	1:38.161	95	0.392	1:37.746	95	0.607	1:38.146	95	0.330	1:37.649
99	0.713	1:41.578	99	0.876	1:38.266	99	1.064	1:38.040	99	1.109	1:37.976	99	0.733	1:37.550
94	1.043	1:41.908	94	1.224	1:38.284	94	1.574	1:38.202	94	1.449	1:37.806	94	1.172	1:37.649
1	3.270	1:44.135	1	4.101	1:38.934	87	7.078	1:40.330	87	8.421	1:39.274	5	1 LAP	3:05.117
87	4.122	1:44.987	87	4.600	1:38.581	1	7.414	1:41.165	1	9.226	1:39.743	87	10.237	1:39.742
96	4.364	1:45.229	96	4.946	1:38.685	96	7.532	1:40.438	96	9.550	1:39.949	96	10.572	1:38.948
85	4.824	1:45.689	85	6.063	1:39.342	85	7.954	1:39.743	77	11.032	1:40.235	1	11.451	1:40.151
77	5.320	1:46.185	77	7.276	1:40.059	77	8.728	1:39.304	85	11.820	1:41.797	77	12.688	1:39.582
5	6.129	1:46.994	5	8.190	1:40.164	5	14.098	1:43.760P	83	19.020	1:41.050	85	14.071	1:40.177
83	6.810	1:47.675	20	11.122	1:41.754	83	15.901	1:42.409	20	20.216	1:42.052	83	22.219	1:41.125
20	7.471	1:48.336	83	11.344	1:42.637	20	16.095	1:42.825	12	20.676	1:41.056	20	24.157	1:41.867
6	8.536	1:49.401	12	14.092	1:43.531	12	17.551	1:41.311	8	22.395	1:40.960	12	24.329	1:41.579
12	8.664	1:49.529	6	14.516	1:44.083	6	18.503	1:41.839	6	23.139	1:42.567	8	25.059	1:40.590
22	9.825	1:50.690	21	15.162	1:43.304	8	19.366	1:41.942	21	24.234	1:42.798	21	30.247	1:43.939
21	9.961	1:50.826	8	15.276	1:42.327	21	19.367	1:42.057	22	25.305	1:42.072	22	31.034	1:43.655
24	11.042	1:51.907	22	16.743	1:45.021	22	21.164	1:42.273	24	29.318	1:44.676	24	37.078	1:45.686
8	11.052	1:51.917	24	17.088	1:44.149	24	22.573	1:43.337	13	48.883	1:45.636	6	37.471	1:52.258
13	14.398	1:55.263	13	33.272	1:56.977	13	41.178	1:45.758				13	57.757	1:46.800
88	33.533	2:14.398P												

# MGCC MG X Power TF-ZR Trophy LAP CHART

(contd.)

Lap 6			Lap 7			Lap 8			Lap 9			Lap 10		
No	Behind	Laptime	No	Behind	Laptime	No	Behind	Laptime	No	Behind	Laptime	No	Behind	Laptime
91		1:37.829	91		1:38.148	91		1:38.618						
95	0.446	1:37.945	99	0.826	1:38.164	99	0.932	1:38.724						
99	0.810	1:37.906	95	1.562	1:39.264	95	2.155	1:39.211						
94	1.396	1:38.053	94	1.815	1:38.567	94	2.537	1:39.340						
5	1 LAP	1:39.915	5	1 LAP	1:40.601	5	1 LAP	1:42.172						
87	11.527	1:39.119	87	12.410	1:39.031	87	12.644	1:38.852						
96	11.853	1:39.110	96	12.777	1:39.072	96	13.247	1:39.088						
1	12.497	1:38.875	1	13.084	1:38.735	1	13.456	1:38.990						
77	15.033	1:40.174	77	16.213	1:39.328	77	16.458	1:38.863						
85	16.417	1:40.175	85	18.947	1:40.678	85	23.380	1:43.051						
83	25.711	1:41.321	83	29.941	1:42.378	83	33.455	1:42.132						
20	29.746	1:43.418	20	35.181	1:43.583	8	39.875	1:42.668						
8	30.572	1:43.342	8	35.825	1:43.401	20	41.139	1:44.576						
21	35.192	1:42.774	21	40.010	1:42.966	12	46.469	1:43.152						
22	36.139	1:42.934	22	40.994	1:43.003	21	48.186	1:46.794						
12	38.165	1:51.665	12	41.935	1:41.918	24	57.985	1:44.169						
24	44.239	1:44.990	24	52.434	1:46.343	6	58.560	1:44.383						
6	44.379	1:44.737	6	52.795	1:46.564	13	1:26.903	1:49.331						
13	1:07.436	1:47.508	13	1:16.190	1:46.902									

**MGCC MG X Power TF-ZR Trophy  
GRID - Race 13**

ROW 10	1:39.915 5 MASON	88 GIBBONS
ROW 9	1:45.636 13 STEEL	1:42.072 22 HENNINGS
ROW 8	1:43.337 24 RAYMENT	1:41.839 6 HOLMES
ROW 7	1:41.056 12 PIERCE	1:42.057 21 PHIPPS
ROW 6	1:40.590 8 WOODHOUSE	1:41.754 20 DAY
ROW 5	1:39.342 85 PETERS	1:41.050 83 COULTHARD
ROW 4	1:38.735 1 ROBERTS	1:38.863 77 GAMMONS
ROW 3	1:38.581 87 ROBERTSON	1:38.685 96 FELLS
ROW 2	1:37.649 95 CLEMENTS	1:37.649 94 WALLACE
ROW 1	1:37.829 91 FELIX	1:37.550 99 BENHAM
<b>POLE</b>		
		

**Weather/Track - Cloudy/Dry**

**These results are provisional until the conclusion of any judicial and technical matters.**

Silverstone Inter  
Circuit Length = 2.2490 miles.  
Start: 14:29 End: 14:42

Clerk of Course:	Stewards:	Timekeeper:
------------------	-----------	-------------

# Colonnade Residential Thoroughbreds

## RACE RESULT - Race 5

POS	NO	CL	NAME	NAT	ENTRY	TIME	LAPS	GAP	MPH	BEST
1	81	D	Chris BEIGHTON		Sunbeam Tiger	13:15.573	8		81.63	1:37.386
2	96	D	Ray MALLOCK		Aston Martin DB4	13:16.493	8	0.920	81.54	1:37.912
3	65	D	Andy GREEN		Morgan +8	13:25.295	8	9.722	80.65	1:38.471
4	94	D	Ronnie FARMER		Aston Martin DB4	13:25.931	8	10.358	80.58	1:38.204
5	47	D	Roger CONNEL		TVR Griffith	13:48.291	8	32.718	78.41	1:41.303
6	70	B	Russell McCARTHY		MGB	13:49.212	8	33.639	78.32	1:41.626
7	34	B	Brian CAKEBREAD		MG B Roadster	13:49.780	8	34.207	78.27	1:41.558
8	99	D	Simon JAMES		Sunbeam Tiger	13:51.121	8	35.548	78.14	1:40.175
9	52	B	Spencer McCARTHY		MGB Roadster	13:54.106	8	38.533	77.86	1:41.661
10	60	C	Nick McCAFFREY		Jaguar E Type	13:58.862	8	43.289	77.42	1:42.229
11	21	D	John GOLDSMITH		Aston Martin DB6	13:59.784	8	44.211	77.33	1:41.175
12	62	B	Neil CAWTHORN		MGA Roadster	14:01.291	8	45.718	77.20	1:43.016
13	80	C	Russell MARTIN		Jaguar E Type	14:12.355	8	56.782	76.19	1:42.314
14	33	B	Max CAWTHORN		MGB Roadster	14:21.800	8	1:06.227	75.36	1:44.103
15	4	B	Bob LINES		MGA	14:28.166	8	1:12.593	74.81	1:45.712
16	150	B	Chris FORREST		MGB GT	14:30.385	8	1:14.812	74.61	1:44.243
17	37	B	Barry HOLMES		MG BGT V8	14:32.689	8	1:17.116	74.42	1:45.888
18	12	A	Paul WHITE		MGB GT V8	14:37.038	8	1:21.465	74.05	1:47.157
19	66	B	Peter BARNARD		Elva Courier	14:38.542	8	1:22.969	73.92	1:46.982
20	92	D	Roy McCARTHY		MGA Roadster	14:44.866	8	1:29.293	73.39	1:47.158
21	42	B	Robert INNES-KER		MGA	14:48.390	8	1:32.817	73.10	1:48.063
22	53	B	Kevin SWANN		MGB	14:54.509	8	1:38.936	72.60	1:48.224
23	14	C	Paul MADDEN		Triumph TR4	14:55.065	8	1:39.492	72.56	1:48.920
24	15	B	Ronald WATT		MG B Roadster	14:56.591	8	1:41.018	72.43	1:48.901
25	11	C	Matthew LEWIS		Aston Martin DB4	15:02.942	8	1:47.369	71.92	1:49.319
26	87	B	Maurice WHELAN		MGB	15:47.856	8	2:32.283	68.52	1:49.887
27	13	A	Stephen SKINNER		TVR Grantura MK3	13:18.152	7	1 LAP	71.22	1:51.102
28	39	B	Barrie CARTER		MGA	13:35.888	7	1 LAP	69.68	1:52.684
29	40	A	Peter HISCOCKS		MGA	13:37.200	7	1 LAP	69.56	1:52.998
30	30	A	Brian PLAYFORD		MGB Roadster	13:37.498	7	1 LAP	69.54	1:53.054

### NOT CLASSIFIED

97	B	Mark ELLIS	MGA TC	5:22.309	3	D.N.F.	75.90	1:42.954
36	B	Colin JONES	MG A Twin Cam	4:19.643	2	D.N.F.	63.04	2:01.939

### FASTEST LAP

81	D	Chris BEIGHTON	Sunbeam Tiger	1:37.386	2	83.13mph	133.79kph
34	B	Brian CAKEBREAD	MG B Roadster	1:41.558	6	79.72mph	128.30kph
60	C	Nick McCAFFREY	Jaguar E Type	1:42.229	4	79.19mph	127.45kph
12	A	Paul WHITE	MGB GT V8	1:47.157	7	75.55mph	121.59kph

Weather/Track - Cloudy/Dry

These results are provisional until the conclusion of any judicial and technical matters.

Silverstone Inter

Circuit Length = 2.2490 miles.

Start: 14:56 End: 15:09

Clerk of Course:	Stewards:	Timekeeper:
------------------	-----------	-------------

# Colonnade Residential Thoroughbreds

## LAP CHART

Lap 1			Lap 2			Lap 3			Lap 4			Lap 5		
No	Behind	Laptime	No	Behind	Laptime	No	Behind	Laptime	No	Behind	Laptime	No	Behind	Laptime
81		1:47.279	81		1:37.386	81		1:38.173	81		1:38.634	81		1:37.825
96	1.757	1:49.036	96	2.636	1:38.265	96	3.262	1:38.799	96	2.698	1:38.070	96	2.785	1:37.912
65	3.140	1:50.419	94	4.597	1:38.643	65	6.661	1:39.003	65	6.839	1:38.812	65	8.189	1:39.175
94	3.340	1:50.619	65	5.831	1:40.077	94	7.126	1:40.702	94	8.068	1:39.576	94	9.684	1:39.441
47	4.002	1:51.281	47	8.063	1:41.447	47	11.422	1:41.532	47	14.851	1:42.063	47	18.329	1:41.303
99	4.323	1:51.602	99	8.215	1:41.278	99	12.729	1:42.687	99	15.384	1:41.289	99	18.573	1:41.014
80	5.206	1:52.485	80	10.178	1:42.358	70	16.880	1:43.035	70	19.872	1:41.626	70	23.817	1:41.770
70	5.806	1:53.085	52	11.964	1:42.449	34	17.722	1:43.096	34	21.029	1:41.941	34	25.334	1:42.130
52	6.901	1:54.180	70	12.018	1:43.598	52	18.554	1:44.763	52	21.581	1:41.661	52	25.757	1:42.001
34	7.428	1:54.707	34	12.799	1:42.757	62	18.782	1:43.123	62	23.376	1:43.228	60	29.285	1:43.324
97	7.707	1:54.986	97	13.275	1:42.954	97	19.471	1:44.369	60	23.786	1:42.229	62	30.175	1:44.624
62	8.202	1:55.481	62	13.832	1:43.016	60	20.191	1:42.450	21	30.726	1:42.301	21	34.975	1:42.074
60	10.547	1:57.826	60	15.914	1:42.753	80	26.554	1:54.549	33	38.417	1:44.712	80	44.892	1:43.703
4	13.110	2:00.389	4	22.460	1:46.736	21	27.059	1:42.351	80	39.014	1:51.094	33	46.433	1:45.841
36	14.660	2:01.939	150	22.831	1:45.241	150	30.239	1:45.581	4	40.533	1:47.363	4	48.420	1:45.712
12	14.695	2:01.974	21	22.881	1:44.917	4	31.804	1:47.517	150	43.400	1:51.795	150	49.818	1:44.243
150	14.976	2:02.255	12	26.216	1:48.907	33	32.339	1:44.103	12	44.456	1:47.367	37	53.399	1:45.999
33	15.156	2:02.435	33	26.409	1:48.639	12	35.723	1:47.680	66	44.953	1:47.517	12	54.788	1:48.157
21	15.350	2:02.629	37	26.635	1:48.254	66	36.070	1:46.982	37	45.225	1:47.620	66	55.131	1:48.003
37	15.767	2:03.046	66	27.261	1:47.687	37	36.239	1:47.777	92	47.576	1:47.419	92	1:00.518	1:50.767
14	16.865	2:04.144	92	29.042	1:47.158	92	38.791	1:47.922	14	51.053	1:48.920	14	1:02.281	1:49.053
66	16.960	2:04.239	14	29.385	1:49.906	14	40.767	1:49.555	42	52.263	1:48.324	42	1:02.523	1:48.085
92	19.270	2:06.549	15	31.324	1:48.901	42	42.573	1:48.063	15	55.839	1:51.180	53	1:08.337	1:49.945
42	19.661	2:06.940	42	32.683	1:50.408	15	43.293	1:50.142	53	56.217	1:48.488	15	1:08.859	1:50.845
15	19.809	2:07.088	53	34.690	1:51.866	53	46.363	1:49.846	13	1:01.038	1:51.349	13	1:14.315	1:51.102
13	19.943	2:07.222	13	34.724	1:52.167	13	48.323	1:51.772	11	1:01.368	1:49.319	11	1:14.794	1:51.251
53	20.210	2:07.489	87	36.353	1:52.069	87	49.520	1:51.340	87	1:02.269	1:51.383	87	1:15.297	1:50.853
87	21.670	2:08.949	11	38.223	1:52.827	11	50.683	1:50.633	39	1:13.148	1:54.240	39	1:28.007	1:52.684
11	22.782	2:10.061	39	41.159	1:53.951	39	57.542	1:54.556	30	1:14.186	1:53.551	30	1:29.415	1:53.054
39	24.594	2:11.873	30	43.442	1:54.742	30	59.269	1:54.000	40	1:15.157	1:52.998	40	1:30.740	1:53.408
40	25.693	2:12.972	40	44.473	1:56.166	40	1:00.793	1:54.493						
30	26.086	2:13.365	36	54.978	2:17.704P									

# Colonnade Residential Thoroughbreds LAP CHART

(contd.)

Lap 6			Lap 7			Lap 8			Lap 9			Lap 10		
No	Behind	Laptime	No	Behind	Laptime	No	Behind	Laptime	No	Behind	Laptime	No	Behind	Laptime
81		1:38.086	81		1:38.218	81		1:39.972						
96	2.804	1:38.105	96	2.835	1:38.249	96	0.920	1:38.057						
65	8.574	1:38.471	39	1 LAP	1:54.858	13	1 LAP	1:51.515						
94	9.802	1:38.204	40	1 LAP	1:53.418	65	9.722	1:39.616						
47	24.719	1:44.476	30	1 LAP	1:55.154	94	10.358	1:39.717						
70	27.743	1:42.012	65	10.078	1:39.722	39	1 LAP	1:53.726						
34	28.806	1:41.558	94	10.613	1:39.029	40	1 LAP	1:53.745						
52	29.493	1:41.822	47	29.519	1:43.018	30	1 LAP	1:53.632						
99	31.722	1:51.235	70	31.758	1:42.233	47	32.718	1:43.171						
60	34.575	1:43.376	34	32.514	1:41.926	70	33.639	1:41.853						
62	35.581	1:43.492	52	33.309	1:42.034	34	34.207	1:41.665						
21	39.075	1:42.186	99	33.679	1:40.175	99	35.548	1:41.841						
80	49.355	1:42.549	60	39.619	1:43.262	52	38.533	1:45.196						
33	52.618	1:44.271	62	41.202	1:43.839	60	43.289	1:43.642						
4	56.406	1:46.072	21	42.032	1:41.175	21	44.211	1:42.151						
37	1:01.201	1:45.888	80	54.440	1:43.303	62	45.718	1:44.488						
150	1:02.385	1:50.653	33	1:00.046	1:45.646	80	56.782	1:42.314						
12	1:04.341	1:47.639	4	1:05.161	1:46.973	33	1:06.227	1:46.153						
66	1:04.793	1:47.748	150	1:09.590	1:45.423	4	1:12.593	1:47.404						
92	1:10.264	1:47.832	37	1:09.904	1:46.921	150	1:14.812	1:45.194						
14	1:13.299	1:49.104	12	1:13.280	1:47.157	37	1:17.116	1:47.184						
42	1:13.298	1:48.861	66	1:13.960	1:47.385	12	1:21.465	1:48.157						
53	1:18.475	1:48.224	92	1:20.132	1:48.086	66	1:22.969	1:48.981						
15	1:19.717	1:48.944	42	1:23.566	1:48.486	92	1:29.293	1:49.133						
11	1:26.449	1:49.741	14	1:28.445	1:53.364	42	1:32.817	1:49.223						
87	1:28.205	1:50.994	53	1:29.069	1:48.812	53	1:38.936	1:49.839						
13	1:29.254	1:53.025	15	1:31.567	1:50.068	14	1:39.492	1:51.019						
			11	1:37.558	1:49.327	15	1:41.018	1:49.423						
			87	1:39.874	1:49.887	11	1:47.369	1:49.783						
						87	2:32.283	2:32.381P						

# Walker Freight Kimber Trophy

## RACE RESULT - Race 6

POS	NO	CL	NAME	NAT	ENTRY	TIME	LAPS	GAP	MPH	BEST
1	9	A	Richard LAST		MG Parrell K3	15:04.471	8		71.80	1:49.604
2	92	D	George EDNEY		Lester MG	15:15.352	8	10.881	70.95	1:50.049
3	51	A	Rodney SEBER		Wolseley Hornet Special	15:16.428	8	11.957	70.87	1:52.769
4	28	C	David BISHOP		MG TC	15:22.018	8	17.547	70.44	1:53.047
5	25	C	Tim PATCHETT		MG TA	15:23.678	8	19.207	70.31	1:53.631
6	71	D	Alex QUATTLEBAUM		Leco Xpag Special	15:23.824	8	19.353	70.30	1:51.582
7	8	B	Stephen BARLOW		MG TC	15:27.846	8	23.375	69.99	1:52.738
8	2	B	John BUSSEY		MG TC	15:28.182	8	23.711	69.97	1:53.481
9	78	C	Jonathan HARMER		MG TF	15:33.435	8	28.964	69.57	1:52.932
10	69	C	Peter HOUSE		MG "T" Type	15:36.877	8	32.406	69.32	1:53.853
11	27	C	Bob ALLEN		MG B	15:39.567	8	35.096	69.12	1:54.124
12	5	A	Paul MULLINS		MG K1 Magnette	16:02.572	8	58.101	67.47	1:57.899
13	68	B	Charles HARMER		MG TF	16:03.083	8	58.612	67.43	1:57.296
14	12	D	Howard MAGUIRE		MG Playford	16:46.569	8	1:42.098	64.52	2:02.667
15	14	B	Richard GREEN		MG TC	16:46.957	8	1:42.486	64.49	2:03.179
16	81	C	J Alistair B NAYLOR		MG TC Midget	16:48.220	8	1:43.749	64.41	2:01.368
17	31	A	John DUTTON		MG K2	16:49.622	8	1:45.151	64.32	2:03.080
18	18	A	Tim METCALFE		MG NA	15:09.361	7	1 LAP	62.51	2:06.647
19	188	C	Frank ALBERS		MG TA	15:10.765	7	1 LAP	62.42	2:06.556
20	6	A	Peter FENICHEL		MG K1/s Special	15:25.349	7	1 LAP	61.43	2:08.328
21	21	B	Anthony ATKINSON		MG TB	15:29.304	7	1 LAP	61.17	2:07.715
22	1	A	James R BRICE		MG NA	15:31.363	7	1 LAP	61.04	2:08.577
23	16	D	Mike WOOD		Cooper MG	15:38.094	7	1 LAP	60.60	2:08.957
24	19	A	Robin BUTLER		MG NA Magnette	16:02.439	7	1 LAP	59.07	2:11.032
25	4	A	Colin ALDERMAN		MG K3	16:08.256	7	1 LAP	58.71	2:13.387
26	20	A	David DOWNES		MG NA	16:16.102	7	1 LAP	58.24	2:13.765
27	7	A	Andrew TAYLOR		MG PB Cream Craker	16:57.370	7	1 LAP	55.88	2:21.052
28	10	A	Peter GREEN		MG NE	15:05.676	6	2 LAPS	53.83	2:23.829
29	61	A	Mark BOLDRY		MG PB	15:17.728	6	2 LAPS	53.12	2:29.155
30	60	A	R Alistair CLARKE		MG J2 Special	17:17.103	6	2 LAPS	47.01	2:46.549

### NOT CLASSIFIED

52	C	Andrew COX	MG TC	10:03.952	5	D.N.F.	67.32	1:57.610
91	B	Peter EDNEY	MG TB	7:43.903	4	D.N.F.	70.19	1:52.896
17	A	Gunther STAMM	MG K3	9:23.391	4	D.N.F.	57.79	2:10.081

### FASTEST LAP

9	A	Richard LAST	MG Parrell K3	1:49.604	2	73.87mph	118.88kph
92	D	George EDNEY	Lester MG	1:50.049	2	73.57mph	118.40kph
8	B	Stephen BARLOW	MG TC	1:52.738	5	71.81mph	115.57kph
78	C	Jonathan HARMER	MG TF	1:52.932	6	71.69mph	115.37kph

Weather/Track - Cloudy/Dry

These results are provisional until the conclusion of any judicial and technical matters.

Silverstone Inter

Circuit Length = 2.2490 miles.

Start: 15:22 End: 15:37

Clerk of Course:	Stewards:	Timekeeper:
------------------	-----------	-------------

# Walker Freight Kimber Trophy

## LAP CHART

Lap 1			Lap 2			Lap 3			Lap 4			Lap 5		
No	Behind	Laptime	No	Behind	Laptime	No	Behind	Laptime	No	Behind	Laptime	No	Behind	Laptime
9		1:59.642	9		1:49.604	9		1:50.317	9		1:51.855	9		1:52.698
92	1.118	2:00.760	92	1.563	1:50.049	92	5.338	1:54.092	92	7.982	1:54.499	92	8.172	1:52.888
91	3.569	2:03.211	91	7.971	1:54.006	60	1 LAP	2:46.549	51	11.630	1:52.769	51	11.775	1:52.843
51	3.796	2:03.438	51	8.224	1:54.032	51	10.716	1:52.809	91	12.485	1:52.896	28	15.041	1:53.047
28	5.535	2:05.177	28	9.851	1:53.920	91	11.444	1:53.790	61	1 LAP	2:32.614	25	16.187	1:53.631
25	5.875	2:05.517	25	10.107	1:53.836	28	13.114	1:53.580	10	1 LAP	2:30.676	2	16.411	1:53.481
2	6.304	2:05.946	2	10.426	1:53.726	25	13.474	1:53.684	28	14.692	1:53.433	8	16.626	1:52.738
8	6.443	2:06.085	8	11.507	1:54.668	2	13.919	1:53.810	25	15.254	1:53.635	71	20.667	1:54.084
69	7.205	2:06.847	69	12.197	1:54.596	8	14.476	1:53.286	2	15.628	1:53.564	69	22.390	1:54.811
27	10.385	2:10.027	27	14.905	1:54.124	69	15.733	1:53.853	8	16.586	1:53.965	78	23.135	1:54.333
78	11.668	2:11.310	71	15.377	1:53.063	71	18.047	1:52.987	71	19.281	1:53.089	7	1 LAP	2:27.766
71	11.918	2:11.560	78	16.763	1:54.699	78	20.354	1:53.908	69	20.277	1:56.399	27	29.933	1:58.510
5	12.492	2:12.134	5	20.787	1:57.899	27	21.200	1:56.612	78	21.500	1:53.001	52	39.836	1:57.785
52	13.209	2:12.851	52	21.215	1:57.610	52	28.824	1:57.926	27	24.121	1:54.776	5	42.944	1:58.508
68	13.707	2:13.349	68	21.845	1:57.742	5	29.533	1:59.063	52	34.749	1:57.780	68	44.685	1:59.707
81	14.560	2:14.202	81	26.324	2:01.368	68	30.066	1:58.538	5	37.134	1:59.456	61	1 LAP	2:30.878
14	17.767	2:17.409	14	31.472	2:03.309	81	41.620	2:05.613	68	37.676	1:59.465	10	1 LAP	2:30.565
31	18.542	2:18.184	31	32.018	2:03.080	14	46.034	2:04.879	81	58.296	2:08.531	14	1:11.024	2:04.988
12	21.395	2:21.037	12	34.940	2:03.149	31	46.959	2:05.258	14	58.734	2:04.555	81	1:11.310	2:05.712
188	22.728	2:22.370	188	39.926	2:06.802	12	47.290	2:02.667	12	59.155	2:03.720	12	1:11.581	2:05.124
6	23.474	2:23.116	18	40.730	2:06.647	188	58.408	2:08.799	31	59.899	2:04.795	31	1:12.421	2:05.220
18	23.687	2:23.329	6	42.198	2:08.328	18	58.596	2:08.183	60	1 LAP	2:47.107	18	1:29.135	2:07.996
17	27.284	2:26.926	17	47.761	2:10.081	6	1:00.710	2:08.829	18	1:13.837	2:07.096	188	1:30.839	2:08.435
21	28.875	2:28.517	16	49.351	2:08.957	17	1:10.670	2:13.226	188	1:15.102	2:08.549	6	1:34.550	2:08.803
16	29.998	2:29.640	21	50.548	2:11.277	1	1:11.826	2:11.036	6	1:18.445	2:09.590	1	1:46.296	2:08.577
1	30.826	2:30.468	1	51.107	2:09.885	16	1:13.677	2:14.643	1	1:30.417	2:10.446	21	1:49.235	2:08.760
19	31.958	2:31.600	19	54.025	2:11.671	21	1:15.016	2:14.785	16	1:32.574	2:10.752	16	1:50.894	2:11.018
4	33.877	2:33.519	4	58.816	2:14.543	19	1:16.348	2:12.640	21	1:33.173	2:10.012			
20	35.340	2:34.982	20	1:01.276	2:15.540	4	1:25.741	2:17.242	19	1:35.525	2:11.032			
7	40.637	2:40.279	7	1:12.209	2:21.176	20	1:26.617	2:15.658	4	1:47.273	2:13.387			
61	44.034	2:43.676	61	1:23.585	2:29.155	7	1:43.723	2:21.831	20	1:48.527	2:13.765			
10	47.037	2:46.679	10	1:25.939	2:28.506				17	1:51.973	2:33.158P			
60	1:01.971	3:01.613												



# Walker Freight Kimber Trophy LAP CHART

(contd.)

Lap 6			Lap 7			Lap 8			Lap 9			Lap 10		
No	Behind	Laptime	No	Behind	Laptime	No	Behind	Laptime	No	Behind	Laptime	No	Behind	Laptime
9		1:52.193	9		1:55.594	9		1:52.568						
19	1 LAP	2:12.288	1	1 LAP	2:10.511	10	2 LAPS	2:25.421						
60	2 LAPS	2:50.165	21	1 LAP	2:07.715	18	1 LAP	2:08.178						
92	10.182	1:54.203	92	9.850	1:55.262	188	1 LAP	2:06.556						
51	12.673	1:53.091	51	11.592	1:54.513	92	10.881	1:53.599						
28	16.951	1:54.103	16	1 LAP	2:10.620	51	11.957	1:52.933						
4	1 LAP	2:15.243	28	14.920	1:53.563	61	2 LAPS	2:30.399						
25	18.561	1:54.567	25	17.958	1:54.991	28	17.547	1:55.195						
8	19.157	1:54.724	71	18.862	1:54.400	25	19.207	1:53.817						
2	19.545	1:55.327	8	18.862	1:55.299	71	19.353	1:53.059						
71	20.056	1:51.582	2	19.249	1:55.298	6	1 LAP	2:14.447						
20	1 LAP	2:18.341	19	1 LAP	2:14.766	8	23.375	1:57.081						
78	23.874	1:52.932	78	25.165	1:56.885	2	23.711	1:57.030						
69	24.413	1:54.216	69	26.634	1:57.815	21	1 LAP	2:08.238						
27	33.131	1:55.391	27	33.036	1:55.499	1	1 LAP	2:10.440						
5	49.148	1:58.397	4	1 LAP	2:17.906	78	28.964	1:56.367						
68	49.788	1:57.296	20	1 LAP	2:21.270	69	32.406	1:58.340						
7	1 LAP	2:22.521	5	52.745	1:59.191	16	1 LAP	2:12.464						
14	1:23.561	2:04.730	68	53.294	1:59.100	27	35.096	1:54.628						
12	1:23.557	2:04.169	60	2 LAPS	2:52.126	19	1 LAP	2:28.442						
10	1 LAP	2:23.829	7	1 LAP	2:21.052	5	58.101	1:57.924						
81	1:24.281	2:05.164	12	1:30.948	2:02.985	68	58.612	1:57.886						
31	1:25.173	2:04.945	14	1:31.875	2:03.908	4	1 LAP	2:16.416						
61	1 LAP	2:31.006	81	1:32.294	2:03.607	20	1 LAP	2:16.546						
18	1:44.874	2:07.932	31	1:33.842	2:04.263	12	1:42.098	2:03.718						
188	1:47.900	2:09.254				14	1:42.486	2:03.179						
6	1:54.593	2:12.236				81	1:43.749	2:04.023						
						31	1:45.151	2:03.877						
						7	1 LAP	2:22.745						
						60	2 LAPS	2:59.543						

# AMOC Intermarque

## RACE RESULT - Race 7

POS	NO	CL	NAME	NAT	ENTRY	TIME	LAPS	GAP	MPH	BEST
1	18	D	Brian ROBINSON		Porsche 933 RS	19:12.586	12		84.44	1:34.261
2	81	C	Chris BEIGHTON		Sunbeam Tiger	19:37.179	12	24.593	82.68	1:34.551
3	74	D	Arthur THURTL		Aston Martin V8	19:52.598	12	40.012	81.61	1:36.635
4	26	B	Paul LIVESEY		Porsche 944T	19:57.448	12	44.862	81.28	1:37.989
5	9	B	Stephen ARCHER		Porsche 964 RS	20:02.348	12	49.762	80.95	1:38.018
6	44	D	Bob SEARLES		Aston Martin DBS V8	20:16.625	12	1:04.039	80.00	1:38.381
7	93	C	David SMALLRIDGE		Sunbeam Tiger	20:20.218	12	1:07.632	79.76	1:39.982
8	32	C	Tom ALEXANDER		Aston Martin DB4	20:20.898	12	1:08.312	79.72	1:40.342
9	59	C	Nicholas KING		Aston Martin DB4	20:21.258	12	1:08.672	79.69	1:39.673
10	90	B	Richard BUTLER		Aston Martin V8 Series 2	20:25.875	12	1:13.289	79.39	1:39.890
11	11	C	Peter WHEELER		Aston Martin DB4	20:30.289	12	1:17.703	79.11	1:40.964
12	88	D	Patrick COOKE		Aston Martin Vantage	20:36.667	12	1:24.081	78.70	1:40.408
13	99	C	Simon JAMES		Sunbeam Tiger	20:40.696	12	1:28.110	78.45	1:40.729
14	86	C	Jeremy COOKE		Aston Martin DB4	19:34.568	11	1 LAP	75.97	1:44.742
15	79	C	Conor O BRIEN		Aston Martin DB4	19:35.652	11	1 LAP	75.90	1:44.881
16	31	B	Tony GREATOREX		Porsche 2.7 RS	19:41.485	11	1 LAP	75.52	1:45.241
17	4	B	Dave STOCKTON		Porsche 968 Sport	19:54.588	11	1 LAP	74.70	1:45.799
18	35	A	Paul CLAYSON		Sunbeam Tiger	20:54.025	11	1 LAP	71.16	1:51.525
19	15	A	Geoffrey LEWIS		Aston Martin DB4	20:58.394	11	1 LAP	70.91	1:50.469
20	83	A	Andrew DAVENALL		Sunbeam Tiger	20:09.127	10	2 LAPS	67.10	1:54.549

### NOT CLASSIFIED

23	C	Jackie COCHRANE	Sunbeam Tiger	11:35.723	7	D.N.F.	81.71	1:37.167
78	D	George MILLER	Aston Martin V8	12:52.124	7	D.N.F.	73.63	1:43.862
98	C	Bill WITHEY	Chevrolet Camaro	10:39.620	6	D.N.F.	76.22	1:37.703
2	C	H. HOLLAND-BOSWORTH	AH 3000 MK1	10:49.912	6	D.N.F.	75.01	1:43.590

### FASTEST LAP

18	D	Brian ROBINSON	Porsche 933 RS	1:34.261	6	85.89mph	138.23kph
81	C	Chris BEIGHTON	Sunbeam Tiger	1:34.551	2	85.63mph	137.80kph
26	B	Paul LIVESEY	Porsche 944T	1:37.989	10	82.62mph	132.97kph
15	A	Geoffrey LEWIS	Aston Martin DB4	1:50.469	11	73.29mph	117.95kph

Weather/Track - Cloudy/Dry

These results are provisional until the conclusion of any judicial and technical matters.

Silverstone Inter  
Circuit Length = 2.2490 miles.  
Start: 15:48 End: 16:07

Clerk of Course:	Stewards:	Timekeeper:
------------------	-----------	-------------

# AMOC Intermarque LAP CHART

Lap 1			Lap 2			Lap 3			Lap 4			Lap 5		
No	Behind	Laptime	No	Behind	Laptime	No	Behind	Laptime	No	Behind	Laptime	No	Behind	Laptime
81		1:35.953	81		1:34.551	81		1:35.326	81		1:35.489	81		1:37.675
74	2.677	1:38.630	74	6.922	1:38.796	18	7.468	1:35.538	18	7.675	1:35.696	18	4.605	1:34.605
18	4.598	1:40.551	18	7.256	1:37.209	74	8.334	1:36.738	74	9.480	1:36.635	74	8.713	1:36.908
23	5.533	1:41.486	23	8.149	1:37.167	23	11.021	1:38.198	23	13.671	1:38.139	23	14.213	1:38.217
98	6.305	1:42.258	98	9.457	1:37.703	98	14.698	1:40.567	26	19.511	1:39.593	26	21.242	1:39.406
44	7.800	1:43.753	44	11.630	1:38.381	26	15.407	1:38.428	98	19.660	1:40.451	98	21.812	1:39.827
26	8.679	1:44.632	26	12.305	1:38.177	44	16.602	1:40.298	44	20.189	1:39.076	44	22.724	1:40.210
32	10.380	1:46.333	9	16.071	1:39.413	9	19.905	1:39.160	9	23.405	1:38.989	9	24.215	1:38.485
9	11.209	1:47.162	32	17.330	1:41.501	32	23.172	1:41.168	32	28.601	1:40.918	32	32.752	1:41.826
93	11.958	1:47.911	93	18.436	1:41.029	93	24.276	1:41.166	93	30.625	1:41.838	93	34.279	1:41.329
99	13.600	1:49.553	99	20.589	1:41.540	99	26.284	1:41.021	99	32.604	1:41.809	99	36.017	1:41.088
11	14.213	1:50.166	11	21.813	1:42.151	59	29.593	1:42.949	59	33.777	1:39.673	59	36.340	1:40.238
78	15.433	1:51.386	59	21.970	1:40.935	11	30.885	1:44.398	11	36.562	1:41.166	90	38.827	1:39.890
59	15.586	1:51.539	90	24.697	1:43.194	90	31.068	1:41.697	90	36.612	1:41.033	11	40.728	1:41.841
90	16.054	1:52.007	78	24.744	1:43.862	88	31.833	1:42.070	88	37.804	1:41.460	88	41.128	1:40.999
88	16.580	1:52.533	88	25.089	1:43.060	78	35.293	1:45.875	78	44.971	1:45.167	78	53.785	1:46.489
2	18.104	1:54.057	2	27.143	1:43.590	2	36.984	1:45.167	2	46.252	1:44.757	2	54.146	1:45.569
86	18.640	1:54.593	86	28.831	1:44.742	86	38.644	1:45.139	86	47.948	1:44.793	86	55.153	1:44.880
79	19.726	1:55.679	79	31.070	1:45.895	79	40.920	1:45.176	79	50.348	1:44.917	79	57.554	1:44.881
31	22.188	1:58.141	31	35.044	1:47.407	31	45.936	1:46.218	31	56.982	1:46.535	31	1:04.548	1:45.241
4	23.432	1:59.385	4	37.243	1:48.362	4	49.378	1:47.461	4	1:01.214	1:47.325	4	1:09.596	1:46.057
15	25.172	2:01.125	15	42.327	1:51.706	35	1:02.119	1:53.000	35	1:21.862	1:55.232			
35	26.785	2:02.738	35	44.445	1:52.211	83	1:11.148	1:56.678	15	1:29.320	1:53.092			
83	29.019	2:04.972	83	49.796	1:55.328	15	1:11.717	2:04.716	83	1:31.998	1:56.339			

# AMOC Intermarque LAP CHART

(contd.)

Lap 6			Lap 7			Lap 8			Lap 9			Lap 10		
No	Behind	Laptime	No	Behind	Laptime	No	Behind	Laptime	No	Behind	Laptime	No	Behind	Laptime
81		1:37.981	18		1:34.863	18		1:34.742	18		1:35.093	18		1:36.576
35	1 LAP	1:54.343	81	2.539	1:38.287	78	1 LAP	2:10.273P	31	1 LAP	1:46.379	86	1 LAP	1:46.976
18	0.885	1:34.261	74	11.567	1:38.838	81	5.111	1:37.314	4	1 LAP	1:46.547	79	1 LAP	1:47.668
15	1 LAP	1:52.895	35	1 LAP	1:54.287	74	14.850	1:38.025	81	7.150	1:37.132	81	9.711	1:39.137
74	8.477	1:37.745	23	23.000	1:44.195	26	33.175	1:39.425	74	19.332	1:39.575	31	1 LAP	1:46.090
23	14.553	1:38.321	15	1 LAP	1:52.843	9	35.863	1:40.238	26	37.337	1:39.255	4	1 LAP	1:46.444
26	24.107	1:40.846	26	28.492	1:40.133	44	36.334	1:41.700	9	38.788	1:38.018	74	22.694	1:39.938
44	26.318	1:41.575	44	29.376	1:38.806	35	1 LAP	1:53.030	44	40.081	1:38.840	26	38.750	1:37.989
9	26.799	1:40.565	9	30.367	1:39.316	15	1 LAP	1:53.220	35	1 LAP	1:52.182	9	42.323	1:40.111
83	1 LAP	2:14.455	32	41.922	1:41.355	32	49.754	1:42.574	93	55.097	1:39.982	44	55.255	1:51.750
32	36.315	1:41.544	93	42.651	1:41.175	93	50.208	1:42.299	32	56.123	1:41.462	93	59.102	1:40.581
93	37.224	1:40.926	99	45.118	1:41.035	59	50.916	1:40.380	59	56.315	1:40.492	32	1:00.699	1:41.152
99	39.831	1:41.795	59	45.278	1:40.884	99	52.644	1:42.268	99	59.114	1:41.563	59	1:00.896	1:41.157
59	40.142	1:41.783	90	45.937	1:40.619	90	52.805	1:41.610	90	59.493	1:41.781	99	1:04.043	1:41.505
90	41.066	1:40.220	11	49.408	1:40.964	11	55.876	1:41.210	15	1 LAP	1:53.585	90	1:04.328	1:41.411
11	44.192	1:41.445	88	51.271	1:41.513	88	58.106	1:41.577	111	1:01.982	1:41.199	11	1:06.939	1:41.533
88	45.506	1:42.359	83	1 LAP	2:00.976	83	1 LAP	1:55.417	88	1:03.421	1:40.408	35	1 LAP	1:53.141
98	1:02.645	2:18.814P	86	1:14.617	1:46.369	86	1:27.645	1:47.770	83	1 LAP	1:54.549	88	1:11.653	1:44.808
86	1:03.996	1:46.824	79	1:16.775	1:47.501	79	1:29.142	1:47.109				15	1 LAP	1:53.221
78	1:04.876	1:49.072	31	1:24.127	1:45.854									
79	1:05.022	1:45.449	4	1:27.628	1:45.962									
2	1:12.937	1:56.772P												
31	1:14.021	1:47.454												
4	1:17.414	1:45.799												

# AMOC Intermarque LAP CHART

(contd.)

Lap 11			Lap 12			Lap 13			Lap 14			Lap 15		
No	Behind	Laptime	No	Behind	Laptime	No	Behind	Laptime	No	Behind	Laptime	No	Behind	Laptime
18		1:35.655	18		1:37.797									
86	1 LAP	1:46.285	86	1 LAP	1:46.197									
81	14.804	1:40.748	79	1 LAP	1:45.494									
79	1 LAP	1:45.883	81	24.593	1:47.586									
31	1 LAP	1:46.090	31	1 LAP	1:46.076									
83	2 LAPS	1:59.198	74	40.012	1:47.250									
4	1 LAP	1:46.817	4	1 LAP	1:54.429									
74	30.559	1:43.520	26	44.862	1:40.258									
26	42.401	1:39.306	9	49.762	1:41.035									
9	46.524	1:39.856	83	2 LAPS	2:11.215									
44	59.872	1:40.272	44	1:04.039	1:41.964									
93	1:04.258	1:40.811	93	1:07.632	1:41.171									
32	1:05.767	1:40.723	32	1:08.312	1:40.342									
59	1:06.027	1:40.786	59	1:08.672	1:40.442									
99	1:09.117	1:40.729	90	1:13.289	1:41.243									
90	1:09.843	1:41.170	11	1:17.703	1:42.939									
11	1:12.561	1:41.277	88	1:24.081	1:42.731									
88	1:19.147	1:43.149	99	1:28.110	1:56.790									
35	1 LAP	1:51.525	35	1 LAP	1:52.336									
15	1 LAP	1:51.522	15	1 LAP	1:50.469									

# Actman Eyewear MG Midget

## RACE RESULT - Race 8

POS	NO	CL	NAME	NAT	ENTRY	TIME	LAPS	GAP	MPH	BEST
1	62	A	Richard PERRY		MG Midget	13:16.499	8		81.54	1:38.217
2	63	A	Tim STORRAR		Austin Healey Sprite	13:23.452	8	6.953	80.83	1:38.781
3	61	A	Edward REEVE		MG Midget	13:23.542	8	7.043	80.82	1:38.258
4	1	A	Peter DIGNAN		Austin Healey Sprite	13:33.735	8	17.236	79.81	1:39.480
5	64	A	David WESTON		MG Midget	13:33.828	8	17.329	79.80	1:39.579
6	2	B	William SMALLRIDGE		MG Midget	13:42.167	8	25.668	78.99	1:40.499
7	8	B	Tim HUTCHINSON		MG Midget	13:53.726	8	37.227	77.90	1:41.853
8	3	B	Mark TURNER		Austin Healey Sprite	13:54.550	8	38.051	77.82	1:41.916
9	10	B	Andrew ACTMAN		Austin Healey Sprite	14:15.137	8	58.638	75.95	1:44.646
10	73	A	Paul HUTCHINS		MG Midget	14:15.971	8	59.472	75.87	1:43.930
11	9	B	Carl EDMONDSON		MG Midget	14:45.988	8	1:29.489	73.30	1:47.554
12	16	B	Adrian MOORE		MG Midget	14:54.588	8	1:38.089	72.60	1:48.549
13	38	C	Nigel BARKER		MG Midget	14:55.904	8	1:39.405	72.49	1:48.996
14	43	C	Tim RHODES		Austin Healey Sprite	15:00.050	8	1:43.551	72.16	1:49.540
15	44	C	Peter COLLINSON		MG Midget	15:06.801	8	1:50.302	71.62	1:50.708
16	32	C	Dominic MOONEY		MG Midget	13:22.954	7	1 LAP	70.80	1:49.572
17	74	A	Steve CHAPMAN		MG Midget	13:25.109	7	1 LAP	70.61	1:49.756
18	45	C	David PRICE		MG Midget	13:28.008	7	1 LAP	70.36	1:49.873
19	33	C	David PYMM		MG Midget	13:32.160	7	1 LAP	70.00	1:50.600
20	12	B	Ian WOODRIDGE		MG Midget	13:33.869	7	1 LAP	69.85	1:50.214
21	36	C	Stuart BRAMLEY		MG Midget	13:35.309	7	1 LAP	69.73	1:51.771
22	37	C	Ian STAINES		MG Midget	13:41.706	7	1 LAP	69.18	1:54.310
23	14	B	Richard CRANE		MG Midget	13:42.072	7	1 LAP	69.15	1:52.243
24	41	C	John COLLINSON		MG Midget	13:43.322	7	1 LAP	69.05	1:53.168

### NOT CLASSIFIED

34	C	Ian LANGFORD		MG Midget	13:05.910	7	D.N.F.	72.33	1:49.201
5	B	Peter BLANCHETT		Austin Healey Sprite	10:44.910	6	D.N.F.	75.59	1:44.833
59	B	Paul NAISH		MG Midget	5:37.257	3	D.N.F.	72.54	1:49.033
68	A	Peter MAY		MG Midget	6:27.533	3	D.N.F.	63.13	1:39.676
71	A	Gil DUFFY		AH Frogeye Sprite	1:51.160	1	D.N.F.	74.42	1:51.160
20	B	Tony DAVIS		Austin Healey Sprite		0	D.N.F.	N/A	

### FASTEST LAP

62	A	Richard PERRY		MG Midget	1:38.217	6	82.43mph	132.66kph
2	B	William SMALLRIDGE		MG Midget	1:40.499	3	80.56mph	129.65kph
38	C	Nigel BARKER		MG Midget	1:48.996	4	74.28mph	119.54kph

Weather/Track - Cloudy/Dry

These results are provisional until the conclusion of any judicial and technical matters.

Silverstone Inter

Circuit Length = 2.2490 miles.

Start: 16:20 End: 16:33

Clerk of Course:	Stewards:	Timekeeper:
------------------	-----------	-------------

# Actman Eyewear MG Midget

## LAP CHART

Lap 1			Lap 2			Lap 3			Lap 4			Lap 5		
No	Behind	Laptime	No	Behind	Laptime	No	Behind	Laptime	No	Behind	Laptime	No	Behind	Laptime
62		1:46.463	62		1:38.416	62		1:38.731	62		1:38.283	62		1:39.023
63	1.540	1:48.003	63	2.390	1:39.266	63	2.898	1:39.239	63	3.736	1:39.121	61	3.849	1:38.342
61	2.703	1:49.166	1	3.764	1:39.480	61	4.555	1:39.321	61	4.530	1:38.258	63	3.848	1:39.135
1	2.700	1:49.163	61	3.965	1:39.678	1	5.391	1:40.358	1	6.958	1:39.850	1	8.185	1:40.250
2	3.783	1:50.246	2	8.170	1:42.803	2	9.938	1:40.499	64	12.118	1:40.346	64	12.955	1:39.860
64	4.239	1:50.702	64	8.665	1:42.842	64	10.055	1:40.121	2	12.978	1:41.323	2	15.455	1:41.500
71	4.697	1:51.160	68	9.875	1:39.676	8	15.853	1:42.707	8	21.768	1:44.198	8	24.598	1:41.853
8	7.067	1:53.530	8	11.877	1:43.226	3	17.557	1:42.796	3	22.145	1:42.871	3	25.038	1:41.916
3	8.084	1:54.547	3	13.492	1:43.824	73	21.602	1:46.080	73	29.546	1:46.227	73	36.448	1:45.925
68	8.615	1:55.078	73	14.253	1:43.930	10	22.358	1:44.646	10	29.670	1:45.595	10	36.832	1:46.185
73	8.739	1:55.202	10	16.443	1:45.059	5	23.718	1:45.051	5	30.405	1:44.970	5	38.060	1:46.678
10	9.800	1:56.263	5	17.398	1:44.833	59	33.647	1:49.033	9	46.514	1:49.865	9	55.569	1:48.078
5	10.981	1:57.444	59	23.345	1:49.052	9	34.932	1:48.191	16	52.364	1:50.615	16	1:02.384	1:49.043
59	12.709	1:59.172	74	25.343	1:49.756	74	39.495	1:52.883	38	53.549	1:48.996	38	1:04.014	1:49.488
74	14.003	2:00.466	9	25.472	1:47.554	16	40.032	1:52.711	34	54.816	1:51.089	34	1:04.994	1:49.201
45	15.376	2:01.839	16	26.052	1:48.549	45	41.399	1:53.297	44	55.893	1:50.950	43	1:07.878	1:50.916
16	15.919	2:02.382	45	26.833	1:49.873	32	41.636	1:51.455	43	55.985	1:50.836	44	1:08.686	1:51.816
9	16.334	2:02.797	32	28.912	1:49.572	34	42.010	1:50.848	74	1:00.196	1:58.984	74	1:15.941	1:54.768
44	17.485	2:03.948	44	29.777	1:50.708	38	42.836	1:50.728	32	1:03.498	2:00.145	32	1:16.747	1:52.272
32	17.756	2:04.219	34	29.893	1:49.558	44	43.226	1:52.180	36	1:04.373	1:52.851	45	1:23.097	1:51.177
43	18.125	2:04.588	43	30.357	1:50.648	43	43.432	1:51.806	33	1:04.775	1:53.007	12	1:24.531	1:57.525
34	18.751	2:05.214	38	30.839	1:50.303	36	49.805	1:51.771	12	1:06.029	1:53.200	33	1:25.622	1:59.870
38	18.952	2:05.415	36	36.765	1:53.256	33	50.051	1:50.600	45	1:10.943	2:07.827	36	1:27.569	2:02.219
41	21.213	2:07.676	33	38.182	1:55.041	12	51.112	1:51.093	37	1:15.859	1:57.582	37	1:31.665	1:54.829
33	21.557	2:08.020	41	38.627	1:55.830	37	56.560	1:54.424	41	1:17.662	1:59.366	14	1:34.846	1:55.633
12	21.559	2:08.022	12	38.750	1:55.607	41	56.579	1:56.683	14	1:18.236	1:58.823	41	1:35.742	1:57.103
36	21.925	2:08.388	37	40.867	1:55.015	14	57.696	1:55.154						
37	24.268	2:10.731	14	41.273	1:55.241	68	1:23.923	2:52.779P						
14	24.448	2:10.911												

# Actman Eyewear MG Midget LAP CHART

(contd.)

Lap 6			Lap 7			Lap 8			Lap 9			Lap 10		
No	Behind	Laptime	No	Behind	Laptime	No	Behind	Laptime	No	Behind	Laptime	No	Behind	Laptime
62		1:38.217	62		1:38.863	62		1:38.503						
61	5.104	1:39.472	33	1 LAP	1:52.172	32	1 LAP	1:52.451						
63	5.258	1:39.627	36	1 LAP	1:52.745	63	6.953	1:40.280						
1	10.569	1:40.601	63	5.176	1:38.781	61	7.043	1:40.116						
64	15.133	1:40.395	61	5.430	1:39.189	74	1 LAP	1:54.192						
2	18.255	1:41.017	37	1 LAP	1:54.310	45	1 LAP	1:52.607						
8	28.357	1:41.976	14	1 LAP	1:52.243	33	1 LAP	1:53.450						
3	28.744	1:41.923	41	1 LAP	1:53.168	1	17.236	1:42.513						
10	44.483	1:45.868	1	13.226	1:41.520	64	17.329	1:39.983						
73	45.204	1:46.973	64	15.849	1:39.579	12	1 LAP	1:58.208						
5	45.777	1:45.934	2	21.368	1:41.976	36	1 LAP	1:54.079						
9	1:05.388	1:48.036	8	31.650	1:42.156	37	1 LAP	1:54.815						
16	1:13.007	1:48.840	3	32.096	1:42.215	14	1 LAP	1:54.067						
38	1:15.724	1:49.927	10	50.986	1:45.366	2	25.668	1:42.803						
34	1:16.831	1:50.054	73	52.295	1:45.954	41	1 LAP	1:53.496						
43	1:19.636	1:49.975	9	1:16.823	1:50.298	8	37.227	1:44.080						
44	1:21.857	1:51.388	16	1:26.268	1:52.124	3	38.051	1:44.458						
32	1:31.370	1:52.840	38	1:27.224	1:50.363	10	58.638	1:46.155						
74	1:31.784	1:54.060	34	1:27.914	1:49.946	73	59.472	1:45.680						
45	1:36.268	1:51.388	43	1:30.313	1:49.540	9	1:29.489	1:51.169						
12	1:36.528	1:50.214	44	1:35.078	1:52.084	16	1:38.089	1:50.324						
						38	1:39.405	1:50.684						
						43	1:43.551	1:51.741						
						44	1:50.302	1:53.727						



# Longbridge 100 Enduro Trophy Race

## RACE RESULT - Race 9

POS	NO	CL	NAME	ENTRY	TIME	LAPS	GAP	MPH	BEST
1	75	C	Hall/Beer	MGB	48:19.082	28		78.25	1:39.119
2	83	C	David COULTARD	MG ZR	49:03.777	28	44.695	77.07	1:40.848
3	78	C	Breedon/Parrington	MGB GT V8	48:47.732	27	1 LAP	74.72	1:37.641
4	49	A	Smith/Johnson	MGB	48:59.465	27	1 LAP	74.42	1:44.844
5	2	B	H. Holland-Bosworth/Cook	Austin Healey 3000	49:07.516	27	1 LAP	74.22	1:44.606
6	14	A	Cottingham/Wilson	MGB	49:08.055	27	1 LAP	74.21	1:43.671
7	22	C	Kitson/Joss	Rover Metro Gti	50:10.491	27	1 LAP	72.67	1:46.500
8	68	A	Wright/Elliott	MGB GT	48:33.433	26	2 LAPS	72.31	1:47.333
9	19	A	Richardson/Peters	MGB	48:52.514	26	2 LAPS	71.84	1:47.709
10	7	A	Peter RATCLIFFE	MGB	48:58.417	26	2 LAPS	71.69	1:48.965
11	5	C	Vizor/Saunders	MG Midget	49:24.744	26	2 LAPS	71.06	1:44.713
12	170	A	O'Brien/Blower	Morris Mini Cooper S	49:28.235	26	2 LAPS	70.97	1:48.751
13	24	A	Oneill/Sidery-Smith	MGB	49:37.463	26	2 LAPS	70.75	1:48.868
14	92	C	Edney/Edney	MG Midget	49:48.048	26	2 LAPS	70.50	1:49.655
15	16	A	Entwistle/Prutton	MGB	49:48.744	26	2 LAPS	70.49	1:49.017
16	23	A	Simon PAGE	Austin Healey Sprite	51:20.185	26	2 LAPS	68.39	1:50.550
17	76	A	Rigg/Ireland	MGF VVC	49:07.506	25	3 LAPS	68.73	1:52.718
18	65	B	Sidery-Smith/Hardy	Austin Healey 100M	49:11.817	25	3 LAPS	68.63	1:52.793
19	44	A	Lister/Wilkinson	Austin Healey Sprite	49:24.633	25	3 LAPS	68.33	1:51.999
20	27	A	Allen/Patchett	MG T Type	49:36.708	25	3 LAPS	68.05	1:51.393
21	46	A	Dennis BRON	MGA	49:51.504	25	3 LAPS	67.72	1:50.171
22	4	A	Alan NEWTON	MGB	49:52.910	25	3 LAPS	67.68	1:53.661
23	30	A	Playford/Stock	MGB	48:32.776	24	4 LAPS	66.77	1:54.637
24	86	A	Elson/Rice	Austin Farina MK1	49:02.595	24	4 LAPS	66.09	1:56.838
25	63	A	Graham BATES	MGB	49:13.457	24	4 LAPS	65.85	1:57.338
26	29	A	Foster/Foster	MGB	49:34.019	24	4 LAPS	65.39	1:53.719
27	8	A	Tony PRESTON	Morris Minor Series 2	49:41.906	24	4 LAPS	65.22	1:57.988
28	12	A	Maguire/Dean	MG Playford	48:33.303	23	5 LAPS	63.98	1:59.544
29	11	A	Curt WAGNER	MGA	49:22.322	23	5 LAPS	62.92	2:02.289

### NOT CLASSIFIED

90	C	Staines/Griffiths	MG Midget	45:52.131	27	D.N.F.	79.49	1:37.858
99	B	Bos/Whitt	MG Midget	45:45.576	24	D.N.F.	70.83	1:47.086
3	A	Metcalfe/Metcalfe	MGB GT	47:19.983	23	D.N.F.	65.63	1:54.241
57	A	Paul EALES	MGB	45:21.462	22	D.N.F.	65.51	1:54.780
31	A	Evans/Greves	MG Midget	38:21.639	20	D.N.F.	70.43	1:47.982
58	A	Prior/Luff	MGB	31:59.412	16	D.N.F.	67.58	1:47.124
111	A	Wilson-Sprat/Woolmer	MGB WSM	18:08.680	7	D.N.F.	52.22	1:54.602
115	A	Smith/Tyler	MG Midget	9:41.361	5	D.N.F.	69.93	1:51.986

### FASTEST LAP

78	C	Breedon/Parrington	MGB GT V8	1:37.641	3	82.92mph	133.44kph
14	A	Cottingham/Wilson	MGB	1:43.671	22	78.09mph	125.68kph
2	B	H. Holland-Bosworth/Cook	Austin Healey 3000	1:44.606	2	77.39mph	124.56kph

Car 23 - 115 Second Penalty No Pit Stop.

Weather/Track - Cloudy/Dry

These results are provisional until the conclusion of any judicial and technical matters.

Silverstone Inter

Circuit Length = 2.2490 miles.

Start: 16:48 End: 17:36

Clerk of Course:	Stewards:	Timekeeper:
------------------	-----------	-------------

# Longbridge 100 Enduro Trophy Race

## LAP CHART

Lap 1			Lap 2			Lap 3			Lap 4			Lap 5		
No	Behind	Laptime	No	Behind	Laptime	No	Behind	Laptime	No	Behind	Laptime	No	Behind	Laptime
90		1:46.839	78		1:39.454	78		1:37.641	78		1:38.257	78		1:38.684
78	0.377	1:47.216	90	0.740	1:40.571	90	1.651	1:38.552	90	1.252	1:37.858	90	1.333	1:38.765
75	1.145	1:47.984	75	0.763	1:39.449	75	2.757	1:39.635	75	3.619	1:39.119	29	1 LAP	2:00.407
83	6.008	1:52.847	83	7.025	1:40.848	83	10.656	1:41.272	83	13.986	1:41.587	86	1 LAP	1:59.956
2	6.638	1:53.477	2	11.413	1:44.606	2	18.694	1:44.922	2	25.816	1:45.379	75	5.318	1:40.383
14	8.606	1:55.445	14	13.692	1:44.917	14	21.502	1:45.451	49	37.156	1:46.920	8	1 LAP	2:01.476
49	12.561	1:59.400	49	19.512	1:46.782	49	28.493	1:46.622	22	40.459	1:47.337	12	1 LAP	2:03.132
22	12.749	1:59.588	22	21.636	1:48.718	22	31.379	1:47.384	58	40.780	1:47.304	83	17.114	1:41.812
58	13.346	2:00.185	58	22.250	1:48.735	58	31.733	1:47.124	14	42.326	1:59.081P	11	1 LAP	2:08.087
5	14.314	2:01.153	5	22.806	1:48.323	5	33.908	1:48.743	5	44.688	1:49.037	2	32.264	1:45.132
68	14.656	2:01.495	68	23.923	1:49.098	68	34.015	1:47.733	68	44.965	1:49.207	49	45.243	1:46.771
31	17.616	2:04.455	31	27.678	1:49.893	31	40.435	1:50.398	31	52.676	1:50.498	58	50.333	1:48.237
170	18.770	2:05.609	7	29.733	1:50.257	7	42.735	1:50.643	7	54.467	1:49.989	22	51.802	1:50.027
7	19.307	2:06.146	16	31.970	1:52.138	16	44.256	1:49.927	16	56.048	1:50.049	5	53.497	1:47.493
16	19.663	2:06.502	19	32.696	1:52.129	19	45.154	1:50.099	99	56.838	1:48.274	68	54.886	1:48.605
19	20.398	2:07.237	170	33.332	1:54.393	99	46.821	1:50.048	19	57.422	1:50.525	14	1:01.171	1:57.529
23	20.714	2:07.553	23	34.227	1:53.344	24	46.997	1:49.915	24	57.608	1:48.868	31	1:04.243	1:50.251
92	23.028	2:09.867	99	34.414	1:49.826	23	49.646	1:53.060	23	1:03.478	1:52.089	7	1:06.189	1:50.406
24	23.808	2:10.647	24	34.723	1:50.746	170	50.092	1:54.401	170	1:04.014	1:52.179	99	1:06.747	1:48.593
76	24.078	2:10.917	92	36.203	1:53.006	92	51.200	1:52.638	92	1:05.385	1:52.442	16	1:07.835	1:50.471
115	24.227	2:11.066	46	37.085	1:51.965	46	51.270	1:51.826	46	1:05.694	1:52.681	24	1:08.760	1:49.836
99	24.419	2:11.258	115	37.851	1:53.455	115	52.632	1:52.422	115	1:06.361	1:51.986	19	1:09.843	1:51.105
46	24.951	2:11.790	76	41.372	1:57.125	111	59.073	1:54.602	65	1:16.153	1:55.118	23	1:17.624	1:52.830
111	26.273	2:13.112	111	42.112	1:55.670	65	59.292	1:54.669	76	1:17.780	1:55.520	170	1:18.295	1:52.965
65	28.088	2:14.927	65	42.264	1:54.007	76	1:00.517	1:56.786	111	1:18.016	1:57.200	46	1:18.557	1:51.547
27	28.498	2:15.337	3	47.316	1:58.338	27	1:04.444	1:54.502	27	1:20.088	1:53.901	92	1:19.837	1:53.136
4	28.173	2:15.012	4	47.388	1:59.046	3	1:05.984	1:56.309	3	1:22.137	1:54.410	115	1:20.109	1:52.432
3	28.809	2:15.648	27	47.583	1:58.916	44	1:06.919	1:56.279	44	1:23.365	1:54.703	65	1:30.495	1:53.026
30	29.460	2:16.299	30	48.051	1:58.422	30	1:08.864	1:58.454	30	1:25.244	1:54.637	76	1:31.818	1:52.722
63	30.982	2:17.821	44	48.281	1:56.287	4	1:10.154	2:00.407	4	1:30.734	1:58.837	27	1:36.388	1:54.984
44	31.825	2:18.664	63	49.710	1:58.559	63	1:10.891	1:58.822	57	1:30.936	1:57.837	3	1:37.694	1:54.241
57	32.672	2:19.511	57	50.428	1:57.587	57	1:11.356	1:58.569	63	1:32.467	1:59.833	111	1:37.781	1:58.449
86	34.519	2:21.358	29	55.905	2:01.205	29	1:19.073	2:00.809						
29	34.531	2:21.370	86	57.026	2:02.338	86	1:20.874	2:01.489						
12	36.318	2:23.157	8	58.782	2:01.962	8	1:23.958	2:02.817						
8	36.651	2:23.490	12	1:00.072	2:03.585	12	1:24.695	2:02.264						
11	39.143	2:25.982	11	1:03.802	2:04.490	11	1:32.043	2:05.882						

# Longbridge 100 Enduro Trophy Race

## LAP CHART

(contd.)

Lap 6			Lap 7			Lap 8			Lap 9			Lap 10		
No	Behind	Laptime	No	Behind	Laptime	No	Behind	Laptime	No	Behind	Laptime	No	Behind	Laptime
78		1:38.873	90		1:38.985	90		1:40.259	90		1:38.932	90		1:39.198
44	1 LAP	1:54.340	78	0.492	1:40.024	78	2.563	1:42.330	19	1 LAP	1:49.804	8	2 LAPS	2:00.482
90	0.547	1:38.087	65	1 LAP	1:55.297	23	1 LAP	1:53.636	78	2.277	1:38.646	12	2 LAPS	1:59.782
30	1 LAP	1:56.680	76	1 LAP	1:54.353	170	1 LAP	1:54.670	16	1 LAP	1:51.786	78	4.545	1:41.466
75	7.838	1:41.393	75	9.640	1:41.334	46	1 LAP	1:54.581	11	2 LAPS	2:08.069	99	1 LAP	1:50.911
57	1 LAP	1:58.034	27	1 LAP	1:56.469	92	1 LAP	1:54.128	75	12.049	1:41.195	24	1 LAP	1:51.586
4	1 LAP	2:00.223	3	1 LAP	1:56.986	75	9.786	1:40.405	23	1 LAP	1:51.826	16	1 LAP	1:49.039
63	1 LAP	1:59.113	44	1 LAP	1:57.601	65	1 LAP	1:53.771	170	1 LAP	1:51.861	19	1 LAP	1:51.188
83	21.166	1:42.925	30	1 LAP	1:58.135	76	1 LAP	1:53.864	46	1 LAP	1:51.784	75	13.500	1:40.649
29	1 LAP	1:58.871	83	26.744	1:45.110	27	1 LAP	1:55.716	92	1 LAP	1:52.997	31	1 LAP	1:55.606
86	1 LAP	2:00.198	4	1 LAP	1:58.410	83	30.901	1:44.416	57	2 LAPS	3:10.874	7	1 LAP	1:58.804P
8	1 LAP	2:02.524	63	1 LAP	1:58.521	3	1 LAP	1:55.305	83	34.204	1:42.235	23	1 LAP	1:52.074
12	1 LAP	2:01.942	111	1 LAP	2:18.917P	44	1 LAP	1:56.135	65	1 LAP	1:53.145	170	1 LAP	1:51.300
2	39.183	1:45.792	57	1 LAP	2:09.422P	30	1 LAP	1:57.704	76	1 LAP	1:54.155	46	1 LAP	1:51.373
11	1 LAP	2:05.420	29	1 LAP	1:57.474	4	1 LAP	1:58.288	3	1 LAP	1:54.912	11	2 LAPS	2:06.231
49	53.646	1:47.276	86	1 LAP	1:59.307	2	50.883	1:45.004	44	1 LAP	1:54.787	92	1 LAP	1:51.975
58	58.983	1:47.523	2	46.138	1:46.487	63	1 LAP	1:58.497	27	1 LAP	2:05.368P	83	37.522	1:42.516
22	1:00.438	1:47.509	8	1 LAP	2:02.805	29	1 LAP	1:57.434	2	57.652	1:45.701	65	1 LAP	1:53.962
5	1:01.327	1:46.703	12	1 LAP	2:01.982	86	1 LAP	1:59.151	30	1 LAP	1:57.295	57	2 LAPS	2:00.097
68	1:05.217	1:49.204	49	1:01.288	1:47.174	49	1:09.539	1:48.510	4	1 LAP	1:57.397	76	1 LAP	2:06.323P
14	1:08.253	1:45.955	58	1:08.723	1:49.272	58	1:17.011	1:48.547	63	1 LAP	1:57.338	3	1 LAP	1:54.344
31	1:15.495	1:50.125	22	1:10.184	1:49.278	8	1 LAP	2:02.909	29	1 LAP	1:56.182	44	1 LAP	1:53.948
99	1:16.924	1:49.050	5	1:10.461	1:48.666	22	1:18.292	1:48.367	49	1:18.028	1:47.421	2	1:12.983	1:54.529P
7	1:18.106	1:50.790	14	1:13.847	1:45.126	14	1:18.613	1:45.025	86	1 LAP	2:00.152	30	1 LAP	1:57.210
24	1:19.459	1:49.572	68	1:13.869	1:48.184	5	1:18.651	1:48.449	14	1:25.589	1:45.908	49	1:27.406	1:48.576
16	1:19.994	1:51.032	11	1 LAP	2:06.102	12	1 LAP	2:03.659	22	1:25.860	1:46.500	4	1 LAP	1:59.350
19	1:20.285	1:49.315	31	1:25.523	1:49.560	68	1:21.841	1:48.231	58	1:26.034	1:47.955	111	3 LAPS	5:50.730P
23	1:31.266	1:52.515	99	1:26.338	1:48.946	99	1:36.131	1:50.052	5	1:26.664	1:46.945	63	1 LAP	1:59.198
170	1:31.547	1:52.125	7	1:27.719	1:49.145	31	1:36.583	1:51.319	68	1:32.237	1:49.328	14	1:31.115	1:44.724
46	1:32.092	1:52.408	24	1:29.393	1:49.466	7	1:37.140	1:49.680				29	1 LAP	1:55.880
92	1:33.046	1:52.082	16	1:30.296	1:49.834	24	1:38.135	1:49.001				22	1:33.379	1:46.717
			19	1:30.705	1:49.952							58	1:34.649	1:47.813
												5	1:35.060	1:47.594

# Longbridge 100 Enduro Trophy Race

## LAP CHART

(contd.)

Lap 11			Lap 12			Lap 13			Lap 14			Lap 15		
No	Behind	Laptime	No	Behind	Laptime	No	Behind	Laptime	No	Behind	Laptime	No	Behind	Laptime
90		1:38.606	90		1:39.486	90		1:39.108	78		1:40.309	78		1:40.786
68	1 LAP	1:47.808	22	1 LAP	1:48.860	14	1 LAP	1:45.961	90	0.774	1:47.829P	7	2 LAPS	1:51.076
78	4.366	1:38.427	58	1 LAP	1:49.196	49	1 LAP	1:48.281	14	1 LAP	1:46.051	27	3 LAPS	1:55.297
86	2 LAPS	2:02.406	78	6.202	1:41.322	78	6.746	1:39.652	11	3 LAPS	2:04.866	30	3 LAPS	3:08.350
75	16.997	1:42.103	5	1 LAP	1:50.319	31	2 LAPS	2:56.082	49	1 LAP	1:47.023	63	3 LAPS	1:59.952
99	1 LAP	1:49.467	68	1 LAP	1:48.335	22	1 LAP	1:48.331	75	12.111	1:40.677	14	1 LAP	1:45.515
8	2 LAPS	2:00.241	29	2 LAPS	1:58.458	58	1 LAP	1:47.542	31	2 LAPS	1:49.766	19	2 LAPS	2:42.180
24	1 LAP	1:49.549	75	17.308	1:39.797	5	1 LAP	1:46.472	5	1 LAP	1:47.414	75	13.021	1:41.696
16	1 LAP	1:50.154	4	2 LAPS	2:07.721P	75	18.489	1:40.289	3	2 LAPS	2:08.361P	49	1 LAP	1:48.349
19	1 LAP	1:49.911	63	2 LAPS	2:09.338P	68	1 LAP	1:48.099	44	2 LAPS	2:09.684P	57	3 LAPS	1:57.550
12	2 LAPS	2:02.801	99	1 LAP	1:48.935	30	2 LAPS	2:09.139P	68	1 LAP	1:47.333	29	3 LAPS	3:04.157
31	1 LAP	1:59.019P	86	2 LAPS	2:00.750	29	2 LAPS	2:07.247P	22	1 LAP	1:58.515P	24	2 LAPS	2:50.104
46	1 LAP	1:50.632	2	1 LAP	2:36.508	99	1 LAP	1:48.728	170	2 LAPS	2:40.967	31	2 LAPS	1:47.982
23	1 LAP	1:51.830	16	1 LAP	1:49.241	2	1 LAP	1:47.182	58	1 LAP	1:59.864P	68	1 LAP	1:48.331
83	44.281	1:45.365	24	1 LAP	1:51.275	16	1 LAP	1:49.017	2	1 LAP	1:48.141	86	3 LAPS	2:46.714
170	1 LAP	1:52.315	19	1 LAP	1:49.679	83	50.456	1:42.524	99	1 LAP	1:49.554	5	1 LAP	1:58.774P
92	1 LAP	1:52.300	76	2 LAPS	2:52.789	24	1 LAP	2:00.772P	83	44.570	1:41.169	170	2 LAPS	1:48.751
11	2 LAPS	2:05.822	8	2 LAPS	1:58.980	76	2 LAPS	1:55.705	16	1 LAP	2:02.681P	11	3 LAPS	2:14.400P
65	1 LAP	1:52.793	12	2 LAPS	2:00.216	19	1 LAP	2:01.416P	76	2 LAPS	1:53.863	90	43.700	2:23.712
27	2 LAPS	3:32.719	83	47.040	1:42.245	8	2 LAPS	1:59.582	46	1 LAP	1:52.230	83	46.535	1:42.751
57	2 LAPS	1:57.192	46	1 LAP	1:50.678	12	2 LAPS	1:59.544	23	1 LAP	1:53.342	2	1 LAP	1:48.357
7	1 LAP	2:39.397	23	1 LAP	1:51.323	46	1 LAP	1:51.251	8	2 LAPS	2:03.406	99	1 LAP	1:48.826
3	1 LAP	1:54.761	92	1 LAP	1:51.029	23	1 LAP	1:51.102	92	1 LAP	2:02.070P	76	2 LAPS	1:53.660
44	1 LAP	1:54.572	170	1 LAP	2:03.321P	86	2 LAPS	2:18.241P	12	2 LAPS	2:09.822P	46	1 LAP	1:52.244
30	1 LAP	1:57.349	65	1 LAP	1:54.250	92	1 LAP	1:51.255	4	2 LAPS	1:53.661	23	1 LAP	1:50.697
49	1:36.725	1:47.925	27	2 LAPS	1:53.104	4	2 LAPS	2:50.788	65	1 LAP	1:52.945	22	1 LAP	2:43.475
14	1:37.619	1:45.110	11	2 LAPS	2:05.672	65	1 LAP	1:52.842				8	2 LAPS	1:58.103
			57	2 LAPS	1:54.780	63	2 LAPS	2:54.387				44	2 LAPS	2:58.119
			7	1 LAP	1:50.129	27	2 LAPS	1:53.021				3	2 LAPS	3:11.767
			3	1 LAP	1:55.284	7	1 LAP	1:50.359				4	2 LAPS	1:54.092
			44	1 LAP	1:54.665	57	2 LAPS	1:57.844						

# Longbridge 100 Enduro Trophy Race

## LAP CHART

(contd.)

Lap 16			Lap 17			Lap 18			Lap 19			Lap 20		
No	Behind	Laptime	No	Behind	Laptime	No	Behind	Laptime	No	Behind	Laptime	No	Behind	Laptime
78		1:52.311P	75		1:40.963	75		1:41.399	75		1:50.622P	90		1:39.428
65	2 LAPS	1:53.893	8	3 LAPS	1:59.691	44	3 LAPS	1:53.623	44	3 LAPS	1:54.475	44	3 LAPS	1:53.089
7	2 LAPS	1:49.494	11	4 LAPS	2:58.723	7	2 LAPS	1:50.041	7	2 LAPS	1:49.438	78	1 LAP	1:45.812
75	1.305	1:40.595	4	3 LAPS	1:54.182	11	4 LAPS	2:02.377	90	20.030	1:41.310	7	2 LAPS	1:50.137
27	3 LAPS	1:52.664	7	2 LAPS	1:53.612	4	3 LAPS	1:54.790	78	1 LAP	1:48.071	19	2 LAPS	1:47.709
19	2 LAPS	1:50.523	65	2 LAPS	1:55.760	19	2 LAPS	1:49.652	19	2 LAPS	1:50.224	83	16.251	1:42.169
30	3 LAPS	1:55.588	19	2 LAPS	1:48.457	78	1 LAP	3:48.541	4	3 LAPS	1:54.857	31	2 LAPS	1:50.287
14	1 LAP	1:58.790P	27	3 LAPS	1:52.241	65	2 LAPS	1:54.067	27	3 LAPS	1:54.163	4	3 LAPS	1:55.524
49	1 LAP	1:54.713P	3	3 LAPS	2:05.891	27	3 LAPS	1:51.889	31	2 LAPS	1:49.154	27	3 LAPS	1:53.459
63	3 LAPS	1:58.576	31	2 LAPS	1:48.316	90	29.342	1:40.029	83	33.540	1:41.534	75	26.380	2:25.838
31	2 LAPS	1:49.039	90	30.712	1:40.240	31	2 LAPS	1:50.051	65	2 LAPS	2:01.411P	24	2 LAPS	1:52.864
24	2 LAPS	1:55.492	63	3 LAPS	1:58.719	8	3 LAPS	2:15.606P	11	4 LAPS	2:05.772	2	1 LAP	1:47.553
57	3 LAPS	2:03.350	24	2 LAPS	1:52.701	24	2 LAPS	1:51.069	24	2 LAPS	1:53.014	49	1 LAP	1:46.140
170	2 LAPS	1:51.683	30	3 LAPS	2:04.463	83	42.628	1:43.790	170	2 LAPS	1:52.090	170	2 LAPS	1:51.016
16	2 LAPS	3:05.068	83	40.237	1:45.248	3	3 LAPS	2:05.486	2	1 LAP	1:47.283	11	4 LAPS	2:04.268
90	32.740	1:41.351	170	2 LAPS	1:52.051	30	3 LAPS	1:56.583	49	1 LAP	1:45.541	5	2 LAPS	1:46.390
68	1 LAP	1:58.598P	57	3 LAPS	1:58.919	170	2 LAPS	1:49.297	30	3 LAPS	1:58.680	99	2 LAPS	1:48.680
86	3 LAPS	1:57.822	16	2 LAPS	1:54.889	63	3 LAPS	1:59.214	63	3 LAPS	1:59.269	30	3 LAPS	1:55.317
83	37.257	1:43.033	2	1 LAP	1:47.521	2	1 LAP	1:47.467	16	2 LAPS	1:53.188	16	2 LAPS	1:52.981
2	1 LAP	1:48.014	86	3 LAPS	1:57.033	16	2 LAPS	1:53.004	3	3 LAPS	2:09.124	14	1 LAP	1:45.785
92	2 LAPS	2:51.677	92	2 LAPS	1:50.642	49	1 LAP	1:45.203	99	2 LAPS	1:47.343	92	2 LAPS	1:52.565
12	3 LAPS	2:53.692	49	1 LAP	2:21.517	57	3 LAPS	1:59.438	92	2 LAPS	1:51.030	63	3 LAPS	2:00.255
58	2 LAPS	3:59.784	5	2 LAPS	4:06.004	92	2 LAPS	1:50.829	5	2 LAPS	1:45.853	57	3 LAPS	1:55.618
99	1 LAP	1:58.337P	58	2 LAPS	1:54.089	86	3 LAPS	1:56.988	57	3 LAPS	1:55.602	3	3 LAPS	2:04.079
76	2 LAPS	1:55.233	14	1 LAP	2:38.152	99	2 LAPS	3:33.101	14	1 LAP	1:44.183	86	3 LAPS	1:57.324
29	3 LAPS	2:56.924	12	3 LAPS	2:05.913	5	2 LAPS	1:45.599	86	3 LAPS	1:57.065	68	1 LAP	1:51.867
22	1 LAP	1:49.505	68	1 LAP	2:25.766	14	1 LAP	1:44.724	68	1 LAP	1:52.661	22	1 LAP	1:51.002
46	1 LAP	1:54.994	76	2 LAPS	1:53.612	68	1 LAP	1:53.170	22	1 LAP	1:48.598	65	2 LAPS	2:54.899
23	1 LAP	1:55.324	22	1 LAP	1:47.304	22	1 LAP	1:48.334	8	3 LAPS	2:53.094	8	3 LAPS	1:57.988
44	2 LAPS	1:54.149	29	3 LAPS	1:55.525	12	3 LAPS	2:06.001	76	2 LAPS	1:53.420	46	1 LAP	1:50.799
			23	1 LAP	1:50.550	58	2 LAPS	2:16.242P	46	1 LAP	1:51.048	76	2 LAPS	1:53.280
			46	1 LAP	1:51.178	76	2 LAPS	1:54.905	23	1 LAP	1:54.024			
						46	1 LAP	1:52.135	12	3 LAPS	2:04.065			
						23	1 LAP	1:53.680	29	3 LAPS	1:55.074			
						29	3 LAPS	1:56.311						

# Longbridge 100 Enduro Trophy Race

## LAP CHART

(contd.)

Lap 21			Lap 22			Lap 23			Lap 24			Lap 25		
No	Behind	Laptime	No	Behind	Laptime	No	Behind	Laptime	No	Behind	Laptime	No	Behind	Laptime
90		1:40.225	90		1:39.919	90		1:40.068	90		1:40.544	90		1:39.997
29	4 LAPS	1:56.969	65	3 LAPS	1:55.357	63	4 LAPS	1:58.861	57	4 LAPS	1:57.670	30	4 LAPS	1:55.320
12	4 LAPS	2:03.134	76	3 LAPS	1:56.143	22	2 LAPS	1:50.272	22	2 LAPS	1:49.089	22	2 LAPS	1:48.969
78	1 LAP	1:48.517	8	4 LAPS	1:59.584	86	4 LAPS	1:58.211	11	5 LAPS	2:03.367	57	4 LAPS	1:56.655
83	18.066	1:42.040	46	2 LAPS	2:04.664P	68	2 LAPS	1:51.526	68	2 LAPS	1:51.413	68	2 LAPS	1:51.592
23	2 LAPS	2:07.851	29	4 LAPS	1:55.431	3	4 LAPS	2:01.449	63	4 LAPS	1:59.194	11	5 LAPS	2:02.289
7	2 LAPS	1:49.554	78	1 LAP	1:49.627	65	3 LAPS	1:55.327	86	4 LAPS	1:56.838	86	4 LAPS	1:57.138
19	2 LAPS	1:49.030	7	2 LAPS	1:49.719	76	3 LAPS	1:52.996	3	4 LAPS	1:58.857	75	41.616	1:43.984
44	3 LAPS	1:55.208	19	2 LAPS	1:48.867	75	34.535	1:42.890	65	3 LAPS	1:54.384	63	4 LAPS	2:02.502
75	29.115	1:42.960	83	30.578	1:52.431P	8	4 LAPS	1:59.473	75	37.629	1:43.638	3	4 LAPS	2:00.905
31	2 LAPS	1:49.483	75	31.713	1:42.517	78	1 LAP	1:48.410	76	3 LAPS	1:52.718	78	1 LAP	1:48.147
27	3 LAPS	1:53.481	23	2 LAPS	1:55.420	19	2 LAPS	1:48.433	78	1 LAP	1:46.908	65	3 LAPS	1:54.446
4	3 LAPS	1:55.400	44	3 LAPS	1:54.521	7	2 LAPS	1:50.203	19	2 LAPS	1:49.102	76	3 LAPS	1:53.587
49	1 LAP	1:45.940	12	4 LAPS	2:05.534	29	4 LAPS	1:57.190	7	2 LAPS	1:48.965	19	2 LAPS	1:47.719
2	1 LAP	1:47.275	27	3 LAPS	1:51.637	23	2 LAPS	1:52.527	8	4 LAPS	1:59.504	7	2 LAPS	1:49.345
24	2 LAPS	1:52.043	31	2 LAPS	2:00.355P	44	3 LAPS	1:52.157	29	4 LAPS	1:55.506	8	4 LAPS	1:58.688
170	2 LAPS	1:48.912	4	3 LAPS	1:54.938	2	1 LAP	1:47.455	23	2 LAPS	1:53.332	49	1 LAP	1:45.835
5	2 LAPS	1:45.099	49	1 LAP	1:47.114	49	1 LAP	1:48.168	44	3 LAPS	1:53.741	44	3 LAPS	1:52.892
99	2 LAPS	1:47.086	2	1 LAP	1:46.948	27	3 LAPS	1:54.187	49	1 LAP	1:45.660	23	2 LAPS	1:54.965
14	1 LAP	1:44.484	170	2 LAPS	1:48.787	5	2 LAPS	1:45.098	2	1 LAP	1:49.094	2	1 LAP	1:46.507
16	2 LAPS	1:52.118	5	2 LAPS	1:44.713	12	4 LAPS	2:05.567	14	1 LAP	1:44.785	14	1 LAP	1:44.269
92	2 LAPS	1:50.539	24	2 LAPS	1:51.565	14	1 LAP	1:43.671	27	3 LAPS	1:53.177	29	4 LAPS	1:58.530
11	4 LAPS	2:04.189	14	1 LAP	1:46.281	170	2 LAPS	1:49.578	170	2 LAPS	1:48.974	83	1:24.828	1:41.521
30	3 LAPS	1:56.650	99	2 LAPS	1:47.733	4	3 LAPS	1:56.028	99	2 LAPS	1:47.495	99	2 LAPS	1:48.081
57	3 LAPS	1:56.204	16	2 LAPS	1:51.610	24	2 LAPS	1:50.562	24	2 LAPS	1:51.152	170	2 LAPS	1:50.944
63	3 LAPS	2:05.298	92	2 LAPS	1:49.655	99	2 LAPS	1:47.347	83	1:23.304	1:42.154	5	2 LAPS	1:45.279
86	3 LAPS	1:58.543	30	3 LAPS	1:55.220	83	1:21.694	2:31.184	5	2 LAPS	1:58.748	27	3 LAPS	1:54.766
3	3 LAPS	2:02.254	11	4 LAPS	2:04.582	92	2 LAPS	1:50.250	4	3 LAPS	1:55.394	24	2 LAPS	1:51.828
22	1 LAP	1:48.363	57	3 LAPS	1:55.343	16	2 LAPS	1:51.538	12	4 LAPS	2:04.949	4	3 LAPS	1:54.882
68	1 LAP	1:51.815				30	3 LAPS	1:54.912	46	3 LAPS	4:30.415			
									92	2 LAPS	1:51.172			
									16	2 LAPS	1:51.390			

# Longbridge 100 Enduro Trophy Race

## LAP CHART

(contd.)

Lap 26			Lap 27			Lap 28			Lap 29			Lap 30		
No	Behind	Laptime	No	Behind	Laptime	No	Behind	Laptime	No	Behind	Laptime	No	Behind	Laptime
90		1:41.850	90		1:40.383	75		1:42.969						
46	4 LAPS	1:52.387	27	4 LAPS	1:51.393	30	4 LAPS	1:57.251						
92	3 LAPS	1:51.056	24	3 LAPS	1:51.148	12	5 LAPS	2:05.307						
16	3 LAPS	1:51.161	4	4 LAPS	1:55.050	68	2 LAPS	1:51.307						
12	5 LAPS	2:03.963	46	4 LAPS	1:50.171	78	1 LAP	1:48.504						
30	4 LAPS	1:56.695	92	3 LAPS	1:49.761	19	2 LAPS	1:51.578						
22	2 LAPS	1:48.648	16	3 LAPS	1:49.739	7	2 LAPS	1:49.885						
68	2 LAPS	1:51.272	12	5 LAPS	2:03.292	49	1 LAP	1:45.740						
75	41.981	1:42.215	22	2 LAPS	1:49.257	86	4 LAPS	1:57.462						
86	4 LAPS	1:58.694	30	4 LAPS	1:56.423	83	44.695	1:43.794						
78	1 LAP	1:50.446	75	43.982	1:42.384	76	3 LAPS	1:53.310						
11	5 LAPS	2:05.796	68	2 LAPS	1:51.455	2	1 LAP	1:47.821						
19	2 LAPS	1:48.691	78	1 LAP	1:49.351	14	1 LAP	1:47.855						
63	4 LAPS	1:59.944	19	2 LAPS	1:47.989	65	3 LAPS	1:55.860						
65	3 LAPS	1:56.764	86	4 LAPS	1:57.417	63	4 LAPS	1:58.761						
7	2 LAPS	1:50.166	7	2 LAPS	1:51.037	11	5 LAPS	2:05.683						
76	3 LAPS	1:54.125	49	1 LAP	1:46.020	44	3 LAPS	1:54.109						
57	4 LAPS	2:23.366P	76	3 LAPS	1:56.395	5	2 LAPS	1:48.281						
3	4 LAPS	2:01.466	63	4 LAPS	2:01.485	23	2 LAPS	1:51.454						
49	1 LAP	1:44.844	65	3 LAPS	1:58.897	170	2 LAPS	1:49.034						
14	1 LAP	1:46.464	11	5 LAPS	2:04.253	29	4 LAPS	1:53.719						
2	1 LAP	1:47.187	2	1 LAP	1:46.174	27	3 LAPS	1:52.342						
83	1:25.690	1:42.712	83	1:27.852	1:42.545	24	2 LAPS	1:52.286						
44	3 LAPS	1:54.886	14	1 LAP	1:46.814	8	4 LAPS	1:58.377						
23	2 LAPS	1:54.482	3	4 LAPS	1:59.806	92	2 LAPS	1:50.022						
8	4 LAPS	2:00.005	44	3 LAPS	1:51.999	16	2 LAPS	1:49.876						
29	4 LAPS	1:55.772	23	2 LAPS	1:54.355	46	3 LAPS	1:54.518						
5	2 LAPS	1:45.794	5	2 LAPS	1:51.801	4	3 LAPS	1:53.714						
99	2 LAPS	1:47.905	170	2 LAPS	1:51.633	22	1 LAP	1:51.801						
170	2 LAPS	1:49.379	29	4 LAPS	1:57.574									
			8	4 LAPS	2:01.119									
			27	3 LAPS	1:51.975									
			24	2 LAPS	1:50.402									
			46	3 LAPS	1:52.205									
			92	2 LAPS	1:49.925									
			16	2 LAPS	1:50.311									
			4	3 LAPS	1:54.919									
			22	1 LAP	1:48.743									

# MGCC Cockshoot& TOTAL BUTLER Championship

## QUALIFYING - Race 10

POS	NO	CL	NAME	NAT	ENTRY	TIME	LAPS	GAP	MPH
1	48	TBA	Alan BOTELLE		MG 1300	1:57.027	5		69.18
2	15	CC	Andrew STORER		Austin Healey Sprite	2:03.679	8	6.652	65.46
3	42	CB	Tony CROSSLEY		MGB GT	2:10.892	8	13.865	61.85
4	34	TBA	Mike HOLMES		MG Midget	2:11.121	7	14.094	61.74
5	6	CC	Mike PETERS		MG Midget	2:11.506	8	14.479	61.56
6	19	CB	Martin RICHARDSON		MGB	2:12.972	8	15.945	60.88
7	1	CA	Peter DIGNAN		Austin Healey Sprite	2:13.910	8	16.883	60.46
8	69	CB	Peter BRAMBLE		MGB Roadster	2:15.014	8	17.987	59.96
9	78	CA	Ian WRIGHT		MG Midget	2:16.089	7	19.062	59.49
10	35	TBA	Stuart MUSK		MG Midget	2:18.947	7	21.920	58.27
11	7	CB	Peter RATCLIFFE		MGA	2:20.498	7	23.471	57.62
12	43	TBA	Simon HUTCHINSON		MG Midget	2:21.848	8	24.821	57.07
13	39	CB	Barrie CARTER		MGA	2:22.330	5	25.303	56.88
14	17	CA	Richard SAPCOTE		MG Midget	2:22.488	7	25.461	56.82
15	63	CB	Ron MOORCROFT		MGB Roadster	2:23.632	7	26.605	56.36
16	86	CB	Paul FIRTH		MGB Midget	2:26.751	6	29.724	55.17
17	49	TBA	Graham SEELEY		MGB	2:27.249	7	30.222	54.98
18	21	CA	Richard SAXTON		MG Midget	2:28.169	7	31.142	54.64
19	23	CA	Stephen McKIE		Austin Healey Sprite	2:29.422	7	32.395	54.18
20	3	CB	Graham MILLER		MGB	2:32.596	5	35.569	53.05

**CAR 1 NEEDS A WORKING TRANSPONDER**

**Weather/Track - Raining/Wet**

**These results are provisional until the conclusion of any judicial and technical matters.**

Silverstone Inter

Circuit Length = 2.2490 miles.

Start: 11:16 End: 11:31

Clerk of Course:	Stewards:	Timekeeper:
------------------	-----------	-------------



# MGCC Cockshoot& TOTAL BUTLER Championship LAP ANALYSIS

<b>1</b>	<b>Peter DIGNAN</b>	Austin Healey Sprite
1 -	7:13.122	6 - 2:16.984
2 -	2:17.647	7 - 2:17.117
3 -	2:15.344	8 - 2:14.267
4 -	<b>2:13.910</b>	
5 -	2:16.386	
<b>3</b>	<b>Graham MILLER</b>	MGB
1 -	7:27.512	
2 -	2:37.950	
3 -	<b>2:32.596</b>	
4 -	2:43.320	
5 -	3:22.135P	
<b>6</b>	<b>Mike PETERS</b>	MG Midget
1 -	7:17.779	6 - 2:19.302
2 -	2:22.139	7 - 2:32.761P
3 -	2:13.267	8 - 2:51.455
4 -	<b>2:11.506</b>	
5 -	2:16.880	
<b>7</b>	<b>Peter RATCLIFFE</b>	MGA
1 -	7:23.827	6 - <b>2:20.498</b>
2 -	2:27.604	7 - 2:22.624
3 -	2:33.971P	
4 -	3:06.386	
5 -	2:26.006	
<b>15</b>	<b>Andrew STORER</b>	Austin Healey Sprite
1 -	7:10.242	6 - 2:10.028
2 -	2:11.576	7 - 2:05.395
3 -	2:04.482	8 - <b>2:03.679</b>
4 -	2:07.235	
5 -	2:12.870	
<b>17</b>	<b>Richard SANCOTE</b>	MG Midget
1 -	7:06.395	6 - 2:25.831
2 -	2:23.264	7 - 2:26.130
3 -	<b>2:22.488</b>	
4 -	2:36.577	
5 -	2:31.086	
<b>19</b>	<b>Martin RICHARDSON</b>	MGB
1 -	7:26.606	6 - 2:13.999
2 -	2:37.504	7 - 2:15.519
3 -	2:26.937	8 - <b>2:12.972</b>
4 -	2:17.351	
5 -	2:19.070	

# MGCC Cockshoot& TOTAL BUTLER Championship LAP ANALYSIS

(contd.)

<b>21</b>	<b>Richard SAXTON</b>	MG Midget
1 -	7:09.674	6 - 2:33.620
2 -	2:38.061	7 - 2:34.874
3 -	2:31.926	
4 -	<b>2:28.169</b>	
5 -	2:35.292	
<b>23</b>	<b>Stephen McKIE</b>	Austin Healey Sprite
1 -	7:15.499	6 - 2:33.873
2 -	2:36.528	7 - <b>2:29.422</b>
3 -	2:30.960	
4 -	2:31.795	
5 -	2:38.895	
<b>34</b>	<b>Mike HOLMES</b>	MG Midget
1 -	7:08.224	6 - <b>2:11.121</b>
2 -	2:16.958	7 - 2:35.519P
3 -	2:12.115	
4 -	2:12.126	
5 -	2:15.010	
<b>35</b>	<b>Stuart MUSK</b>	MG Midget
1 -	7:06.752	6 - 2:21.639
2 -	<b>2:18.947</b>	7 - 2:22.846
3 -	2:59.165	
4 -	2:23.068	
5 -	2:27.275	
<b>39</b>	<b>TBD</b>	
1 -	X:00.000	
2 -	<b>2:22.330</b>	
3 -	2:25.009	
4 -	2:25.426	
5 -	2:25.467	
<b>42</b>	<b>Tony CROSSLEY</b>	MGB GT
1 -	7:11.365	6 - 2:16.250
2 -	2:30.511	7 - 2:13.478
3 -	2:23.267	8 - <b>2:10.892</b>
4 -	2:17.975	
5 -	2:19.188	
<b>43</b>	<b>Simon HUTCHINSON</b>	MG Midget
1 -	7:03.854	6 - 2:23.472
2 -	2:22.551	7 - 2:25.911
3 -	<b>2:21.848</b>	8 - 2:22.561
4 -	2:26.093	
5 -	2:29.921	

# MGCC Cockshoot& TOTAL BUTLER Championship LAP ANALYSIS

(contd.)

<b>48</b>	<b>Alan BOTELLE</b>	MG 1300
	1 - 7:16.893 2 - 2:08.712 3 - 1:59.764 4 - <b>1:57.027</b> 5 - 2:29.529P	
<b>49</b>	<b>Graham SEELEY</b>	MGB
	1 - 7:08.811    6 - 3:57.878 2 - 2:32.583    7 - 2:35.255 3 - 2:30.698 4 - <b>2:27.249</b> 5 - 2:47.059P	
<b>63</b>	<b>Ron MOORCROFT</b>	MGB Roadster
	1 - 7:20.416    6 - 2:28.334 2 - 2:29.910    7 - 2:26.941 3 - <b>2:23.632</b> 4 - 2:27.975 5 - 2:27.056	
<b>69</b>	<b>Peter BRAMBLE</b>	MGB Roadster
	1 - 7:02.845    6 - <b>2:15.014</b> 2 - 2:31.297    7 - 2:24.579 3 - 2:19.398    8 - 2:20.313 4 - 2:20.081 5 - 2:34.127	
<b>74</b>	<b>John HEWITT</b>	MGB Roadster
<b>78</b>	<b>Ian WRIGHT</b>	MG Midget
	1 - 7:17.005    6 - <b>2:16.089</b> 2 - 2:37.579    7 - 2:37.309 3 - 2:22.636 4 - 2:16.396 5 - 2:31.068	
<b>86</b>	<b>Paul FIRTH</b>	MGB Midget
	1 - 7:10.680    6 - 2:51.381P 2 - 2:36.273 3 - <b>2:26.751</b> 4 - 2:40.375 5 - 2:36.632	

**MGCC Cockshoot& TOTAL BUTLER Championship  
GRID - Race 10**

ROW 11	74 HEWITT	99 WHITT
ROW 10	2:29.422 23 McKIE	2:32.596 3 MILLER
ROW 9	2:27.249 49 SEELEY	2:28.169 21 SAXTON
ROW 8	2:23.632 63 MOORCROFT	2:26.751 86 FIRTH
ROW 7	2:22.330 39 CARTER	2:22.488 17 SAPCOTE
ROW 6	2:20.498 7 RATCLIFFE	2:21.848 43 HUTCHINSON
ROW 5	2:16.089 78 WRIGHT	2:18.947 35 MUSK
ROW 4	2:13.910 1 DIGNAN	2:15.014 69 BRAMBLE
ROW 3	2:11.506 6 PETERS	2:12.972 19 RICHARDSON
ROW 2	2:10.892 42 CROSSLEY	2:11.121 34 HOLMES
ROW 1	1:57.027 48 BOTELLE	2:03.679 15 STORER
<b>POLE</b>		

**CAR 1 NEEDS A WORKING TRANSPONDER**

**Weather/Track - Raining/Wet**

**These results are provisional until the conclusion of any judicial and technical matters.**

Silverstone Inter

Circuit Length = 2.2490 miles.

Start: 11:16 End: 11:31

Clerk of Course:

Stewards:

Timekeeper:

# MGA Trophy

## QUALIFYING - Race 11

POS	NO	CL	NAME	NAT	ENTRY	TIME	LAPS	GAP	MPH
1	14		Steve SMITH		MGA	2:09.861	7		62.34
2	36		Colin JONES		MGA Twin Cam	2:10.219	8	0.358	62.17
3	17		Spike MILLIGAN		MGA	2:12.526	7	2.665	61.09
4	5		Martin SHAW		MGA	2:14.236	7	4.375	60.31
5	97		Mark ELLIS		MGA Twin Cam	2:14.353	7	4.492	60.26
6	128		Peter EVERINGHAM		MGA	2:16.539	7	6.678	59.29
7	24		Peter STOCK		MGA	2:17.980	7	8.119	58.67
8	62		Neil CAWTHORN		MGA	2:18.200	7	8.339	58.58
9	42		Robert INNES-KER		MGA	2:18.358	7	8.497	58.51
10	8		Dennis BRON		MGA Twin Cam	2:18.583	8	8.722	58.42
11	7		Graham COLES		MGA	2:18.882	7	9.021	58.29
12	32		Alan KYSON		MGA	2:19.542	7	9.681	58.02
13	74		Jon McDONALD		MGA	2:20.930	7	11.069	57.45
14	91		Peter WARDLE		MGA	2:23.570	7	13.709	56.39
15	39		Barrie CARTER		MGA	2:24.306	7	14.445	56.10
16	92		Roy McCARTHY		MGA	2:28.321	2	18.460	54.58
17	12		Simon GURNEY		MGA Sebring Coupe	2:28.821	7	18.960	54.40
18	11		Curt WAGNER		MGA Twin Cam	2:32.260	6	22.399	53.17
19	10		Terry BRYANT		MGA	2:33.778	7	23.917	52.65
20	18		Tom HATFIELD		MGA	2:34.353	7	24.492	52.45
21	29		James DIXON		MGA	2:34.988	7	25.127	52.23
22	19		Chris CADMAN		MGA Twin Cam	2:37.479	7	27.618	51.41
23	4		Bob LINES		MGA Twin Cam	2:39.586	7	29.725	50.73
24	20		David KEELING		MGA	2:41.494	7	31.633	50.13
25	25		Mark DANIELL		MGA Twin Cam	2:42.784	7	32.923	49.73
26	40		Peter HISCOCKS		MGA	2:43.254	7	33.393	49.59
27	26		Mark DOLLIMORE		MGA Twin Cam	2:43.939	6	34.078	49.38
28	27		Roger DANIELL		MGA Twin Cam	2:43.980	6	34.119	49.37
29	15		Shaun BROMLEY		MGA	2:46.464	6	36.603	48.63
30	49		Ron CODY		MGA	2:53.959	6	44.098	46.54
31	21		Andy CAPLE		MGA	3:03.226	6	53.365	44.18

Weather/Track - Raining/Wet  
 These results are provisional until the conclusion of any judicial and technical matters.

Silverstone Inter  
 Circuit Length = 2.2490 miles.  
 Start: 11:41 End: 11:56

Clerk of Course:	Stewards:	Timekeeper:
------------------	-----------	-------------

# MGA Trophy LAP ANALYSIS

<b>4</b>	<b>Bob LINES</b>	MGA Twin Cam
1 -	9:28.225	6 - <b>2:39.586</b>
2 -	2:47.141	7 - 2:47.823
3 -	2:49.305	
4 -	2:46.997	
5 -	2:42.922	
<b>5</b>	<b>Martin SHAW</b>	MGA
1 -	9:40.591	6 - <b>2:14.236</b>
2 -	2:35.288	7 - 2:14.549
3 -	2:24.126	
4 -	2:20.343	
5 -	2:20.427	
<b>7</b>	<b>Graham COLES</b>	MGA
1 -	9:38.575	6 - <b>2:18.882</b>
2 -	2:31.727	7 - 2:24.612
3 -	2:27.154	
4 -	2:26.447	
5 -	2:26.228	
<b>8</b>	<b>Dennis BRON</b>	MGA Twin Cam
1 -	9:21.138	6 - 2:21.815
2 -	2:23.081	7 - <b>2:18.583</b>
3 -	2:18.645	8 - 2:31.983
4 -	2:26.742	
5 -	2:20.148	
<b>10</b>	<b>Terry BRYANT</b>	MGA
1 -	9:40.005	6 - 2:38.617
2 -	2:44.711	7 - <b>2:33.778</b>
3 -	2:52.209	
4 -	2:40.191	
5 -	2:38.785	
<b>11</b>	<b>Curt WAGNER</b>	MGA Twin Cam
1 -	9:17.849	6 - 3:06.143P
2 -	2:33.039	
3 -	<b>2:32.260</b>	
4 -	2:36.163	
5 -	2:39.430	
<b>12</b>	<b>Simon GURNEY</b>	MGA Sebring Coupe
1 -	9:42.246	6 - 2:29.590
2 -	2:42.615	7 - 2:30.869
3 -	2:33.145	
4 -	<b>2:28.821</b>	
5 -	2:30.792	

# MGA Trophy LAP ANALYSIS

(contd.)

<b>14</b>	<b>Steve SMITH</b>	MGA
1 -	9:39.473	6 - 2:16.248
2 -	2:17.981	7 - <b>2:09.861</b>
3 -	2:44.628	
4 -	2:18.922	
5 -	2:16.712	
<b>15</b>	<b>Shaun BROMLEY</b>	MGA
1 -	9:51.797	6 - 3:29.603P
2 -	2:58.462	
3 -	2:52.117	
4 -	<b>2:46.464</b>	
5 -	2:47.781	
<b>17</b>	<b>Spike MILLIGAN</b>	MGA
1 -	9:45.105	6 - 2:14.727
2 -	3:09.627	7 - <b>2:12.526</b>
3 -	2:20.095	
4 -	2:21.046	
5 -	2:15.591	
<b>18</b>	<b>Tom HATFIELD</b>	MGA
1 -	9:41.926	6 - 2:38.326
2 -	2:49.077	7 - <b>2:34.353</b>
3 -	2:46.598	
4 -	2:42.310	
5 -	2:36.714	
<b>19</b>	<b>Chris CADMAN</b>	MGA Twin Cam
1 -	9:44.620	6 - <b>2:37.479</b>
2 -	2:47.743	7 - 2:44.850
3 -	2:46.207	
4 -	2:44.959	
5 -	2:38.960	
<b>20</b>	<b>David KEELING</b>	MGA
1 -	9:35.049	6 - <b>2:41.494</b>
2 -	2:45.185	7 - 2:52.877
3 -	2:46.125	
4 -	2:46.427	
5 -	2:42.438	
<b>21</b>	<b>Andy CAPLE</b>	MGA
1 -	X:00.000	6 - 3:12.575
2 -	<b>3:03.226</b>	
3 -	3:09.487	
4 -	3:28.159	
5 -	3:08.127	

# MGA Trophy LAP ANALYSIS

(contd.)

<b>24</b>	<b>Peter STOCK</b>	MGA
1 -	9:26.103	6 - <b>2:17.980</b>
2 -	2:30.601	7 - 2:21.094
3 -	2:28.702	
4 -	2:24.091	
5 -	2:21.331	
<b>25</b>	<b>Mark DANIELL</b>	MGA Twin Cam
1 -	9:29.473	6 - <b>2:42.784</b>
2 -	2:48.186	7 - 2:44.553
3 -	2:47.792	
4 -	2:46.867	
5 -	2:43.150	
<b>26</b>	<b>Mark DOLLIMORE</b>	MGA Twin Cam
1 -	9:22.186	6 - <b>2:43.939</b>
2 -	2:56.094	
3 -	2:57.511	
4 -	2:52.451	
5 -	2:47.070	
<b>27</b>	<b>Roger DANIELL</b>	MGA Twin Cam
1 -	9:27.662	6 - <b>2:43.980</b>
2 -	2:51.339	
3 -	2:57.544	
4 -	2:52.400	
5 -	2:47.065	
<b>29</b>	<b>James DIXON</b>	MGA
1 -	9:45.909	6 - <b>2:34.988</b>
2 -	2:49.316	7 - 2:42.513
3 -	2:45.364	
4 -	2:48.938	
5 -	2:41.902	
<b>32</b>	<b>Alan KYSON</b>	MGA
1 -	9:22.900	6 - <b>2:19.542</b>
2 -	2:35.675	7 - 2:21.046
3 -	2:26.424	
4 -	2:27.730	
5 -	2:21.616	
<b>36</b>	<b>Colin JONES</b>	MGA Twin Cam
1 -	9:21.939	6 - 2:14.682
2 -	2:12.713	7 - 2:18.518
3 -	<b>2:10.219</b>	8 - 2:11.168
4 -	2:19.403	
5 -	2:17.941	



# MGA Trophy LAP ANALYSIS

(contd.)

<b>39</b>	<b>Barrie CARTER</b>	MGA
1 -	9:52.044	6 - 2:28.936
2 -	2:31.964	7 - 2:26.042
3 -	2:29.506	
4 -	2:25.340	
5 -	<b>2:24.306</b>	
<b>40</b>	<b>Peter HISCOCKS</b>	MGA
1 -	9:37.995	6 - <b>2:43.254</b>
2 -	2:45.847	7 - 2:43.562
3 -	2:46.590	
4 -	2:44.632	
5 -	2:47.185	
<b>42</b>	<b>Robert INNES-KER</b>	MGA
1 -	9:53.401	6 - 2:19.878
2 -	2:37.960	7 - <b>2:18.358</b>
3 -	2:36.625	
4 -	2:29.709	
5 -	2:22.928	
<b>49</b>	<b>Ron CODY</b>	MGA
1 -	9:39.137	6 - 2:54.634
2 -	3:01.357	
3 -	3:01.592	
4 -	<b>2:53.959</b>	
5 -	3:00.826	
<b>62</b>	<b>Neil CAWTHORN</b>	MGA
1 -	9:46.296	6 - <b>2:18.200</b>
2 -	2:34.237	7 - 2:18.372
3 -	2:29.187	
4 -	2:21.482	
5 -	2:20.119	
<b>74</b>	<b>Jon McDONALD</b>	MGA
1 -	9:31.542	6 - <b>2:20.930</b>
2 -	2:37.598	7 - 2:23.028
3 -	2:26.419	
4 -	2:24.156	
5 -	2:21.929	
<b>91</b>	<b>Peter WARDLE</b>	MGA
1 -	9:37.827	6 - 2:23.650
2 -	2:35.129	7 - <b>2:23.570</b>
3 -	2:31.168	
4 -	2:26.736	
5 -	2:25.724	

# MGA Trophy LAP ANALYSIS


(contd.)

<b>92</b>	<b>Roy McARTHUR</b>	MGA
1 - 9:46.854 2 - <b>2:28.321</b>		
<b>97</b>	<b>Mark ELLIS</b>	MGA Twin Cam
1 - 9:49.947    6 - 2:27.487 2 - 2:30.964    7 - <b>2:14.353</b> 3 - 2:28.820 4 - 2:15.573 5 - 2:21.454		
<b>128</b>	<b>Peter EVERINGHAM</b>	MGA
1 - 9:57.979    6 - 2:16.723 2 - 2:33.631    7 - <b>2:16.539</b> 3 - 2:33.964 4 - 2:21.212 5 - 2:16.981		

# MGA Trophy

## GRID - Race 11

ROW 16		3:03.226			
		21	CAPLE		
ROW 15	2:46.464			2:53.959	
	15	BROMLEY		49	CODY
ROW 14		2:43.939		2:43.980	
		26	DOLLIMORE		27
			DANIELL		
ROW 13	2:42.784			2:43.254	
	25	DANIELL		40	HISCOCKS
ROW 12		2:39.586		2:41.494	
		4	LINES		20
			KEELING		
ROW 11	2:34.988			2:37.479	
	29	DIXON		19	CADMAN
ROW 10		2:33.778		2:34.353	
		10	BRYANT		18
			HATFIELD		
ROW 9	2:28.821			2:32.260	
	12	GURNEY		11	WAGNER
ROW 8		2:24.306		2:28.321	
		39	CARTER		92
			McCARTHY		
ROW 7	2:20.930			2:23.570	
	74	McDONALD		91	WARDLE
ROW 6		2:18.882		2:19.542	
		7	COLES		32
			KYSON		
ROW 5	2:18.358			2:18.583	
	42	INNES-KER		8	BRON
ROW 4		2:17.980		2:18.200	
		24	STOCK		62
			CAWTHORN		
ROW 3	2:14.353			2:16.539	
	97	ELLIS		128	EVERINGHAM
ROW 2		2:12.526		2:14.236	
		17	MILLIGAN		5
			SHAW		
ROW 1	2:09.861			2:10.219	
	14	SMITH		36	JONES
			POLE		



**Weather/Track - Raining/Wet**  
**These results are provisional until the conclusion of any judicial and technical matters.**

Silverstone Inter  
 Circuit Length = 2.2490 miles.  
 Start: 11:41 End: 11:56

Clerk of Course:	Stewards:	Timekeeper:
------------------	-----------	-------------

# MGCC TOTAL BUTLER Championship Race

## QUALIFYING - Race 12

POS	NO	CL	NAME	NAT	ENTRY	TIME	LAPS	GAP	MPH
1	67	B	Andrew YOUNG		MGC GT	2:12.413	4		61.14
2	3	B	Conrad BOS		Austin Healey Sprite	2:14.609	4	2.196	60.14
3	31	B	Jonnie WHEELER		MGB	2:15.128	4	2.715	59.91
4	15	C	James WALPOLE		MGB	2:15.174	4	2.761	59.89
5	45	C	Mike HARRIS		MGB	2:15.850	4	3.437	59.59
6	61	B	Andrew BURROUGHS		MGB	2:17.684	4	5.271	58.80
7	14	B	Jeremy COTTINGHAM		MGB	2:18.369	4	5.956	58.51
8	12	B	Pat FENN		MGB	2:18.552	4	6.139	58.43
9	17	B	David BERESFORD		MGB GT V8	2:20.713	4	8.300	57.53
10	75	B	John YEA		MG RV8	2:21.125	4	8.712	57.37
11	24	C	Dave CALLENDER		Austin Healey Sprite	2:21.126	4	8.713	57.37
12	38	C	James DARBY		MGB GT	2:21.606	4	9.193	57.17
13	63	B	Ron MOORCRAFT		MGB	2:21.626	4	9.213	57.16
14	13	C	Peter HOUSE		MG T Type	2:22.805	4	10.392	56.69
15	8	C	Stephen BARLOW		MG TC	2:23.456	4	11.043	56.43
16	42	B	Andrew PARROTT		MG Midget	2:24.432	4	12.019	56.05
17	58	B	Terry BURROWS		MGB	2:24.514	4	12.101	56.02
18	1	B	David BROOKE		MGB GT	2:24.950	2	12.537	55.85
19	78	C	Johnathan HARMER		MG TF	2:25.037	4	12.624	55.82
20	29	C	James PITT		MGB	2:25.198	4	12.785	55.76
21	76	D	Paul RIGG		MGF VVC	2:25.941	4	13.528	55.47
22	22	D	Dave BROWN		MGF VVC	2:27.514	4	15.101	54.88
23	2	C	John BUSSEY		MG TC	2:28.166	4	15.753	54.64
24	52	C	Andrew COX		MG TC	2:28.246	4	15.833	54.61
25	80	B	Robert BEASLEY		MG Midget	2:29.354	4	16.941	54.20
26	62	C	Richard OWEN		MG Maestro	2:31.083	4	18.670	53.58
27	57	C	Paul EALES		MGB GT	2:32.870	4	20.457	52.96
28	68	C	Charles HARMER		MG TF	2:36.725	4	24.312	51.66
29	85	C	Niall CAMPBELL		Rover Metro GTi	2:41.593	4	29.180	50.10
30	5	C	John WREGHITT		MGB	2:44.446	3	32.033	49.23
31	59	C	Simon POLLEY		MG Midget	2:47.619	3	35.206	48.30
32	41	B	James WHEELER		MGB	3:22.358	3	1:09.945	40.01

**CAR 3 NEEDS WORKING TRANSPONDER**

**Weather/Track - Raining/Wet**

**These results are provisional until the conclusion of any judicial and technical matters.**

Silverstone Inter

Circuit Length = 2.2490 miles.

Start: 12:05 End: 12:14

Clerk of Course:	Stewards:	Timekeeper:

## MGCC TOTAL BUTLER Championship Race LAP ANALYSIS

<b>1</b>	<b>David BROOKE</b>	MGB GT
1 - 6:24.275 2 - <b>2:24.950</b>		
<b>2</b>	<b>John BUSSEY</b>	MG TC
1 - 6:05.754 2 - 2:39.366 3 - 2:31.123 4 - <b>2:28.166</b>		
<b>3</b>	<b>Conrad BOS</b>	Austin Healey Sprite
1 - 6:03.305 2 - 2:25.746 3 - 2:19.746 4 - <b>2:14.609</b>		
<b>5</b>	<b>John WREGHITT</b>	MGB
1 - 6:11.989 2 - <b>2:44.446</b> 3 - 3:17.226P		
<b>8</b>	<b>Stephen BARLOW</b>	MG TC
1 - 6:13.669 2 - 2:34.930 3 - <b>2:23.456</b> 4 - 2:29.062		
<b>12</b>	<b>Pat FENN</b>	MGB
1 - 6:01.052 2 - 2:27.138 3 - 2:25.357 4 - <b>2:18.552</b>		
<b>13</b>	<b>Peter HOUSE</b>	MG T Type
1 - 6:04.188 2 - 2:36.868 3 - <b>2:22.805</b> 4 - 2:38.109		

# MGCC TOTAL BUTLER Championship Race LAP ANALYSIS

(contd.)

<b>14</b>	<b>Jeremy COTTINGHAM</b>	MGB
1 - 5:53.862 2 - 2:19.471 3 - <b>2:18.369</b> 4 - 2:27.874		
<b>15</b>	<b>James WALPOLE</b>	MGB
1 - 5:49.003 2 - 2:20.124 3 - <b>2:15.174</b> 4 - 2:17.150		
<b>17</b>	<b>David BERESFORD</b>	MGB GT V8
1 - 5:47.247 2 - 2:24.780 3 - <b>2:20.713</b> 4 - 2:22.697		
<b>22</b>	<b>Dave BROWN</b>	MGF VVC
1 - 5:50.162 2 - 2:43.416 3 - <b>2:27.514</b> 4 - 2:30.848		
<b>24</b>	<b>Dave CALLENDER</b>	Austin Healey Sprite
1 - 6:19.738 2 - 2:35.723 3 - <b>2:21.126</b> 4 - 2:21.277		
<b>29</b>	<b>James PITT</b>	MGB
1 - 6:03.659 2 - 2:33.254 3 - <b>2:25.198</b> 4 - 2:28.985		
<b>31</b>	<b>Jonnie WHEELER</b>	MGB
1 - 6:06.078 2 - 2:22.632 3 - 2:15.164 4 - <b>2:15.128</b>		

# MGCC TOTAL BUTLER Championship Race LAP ANALYSIS

(contd.)

<b>38</b>	<b>James DARBY</b>	MGB GT
1 - 5:51.232 2 - 2:27.446 3 - 2:24.204 4 - <b>2:21.606</b>		
<b>41</b>	<b>James WHEELER</b>	MGB
1 - 6:08.472 2 - 2:41.499P 3 - <b>3:22.358</b>		
<b>42</b>	<b>Andrew PARROTT</b>	MG Midget
1 - 6:02.531 2 - 2:36.107 3 - <b>2:24.432</b> 4 - 2:31.006		
<b>45</b>	<b>Mike HARRIS</b>	MGB
1 - 6:10.398 2 - 2:24.071 3 - <b>2:15.850</b> 4 - 2:17.664		
<b>52</b>	<b>Andrew COX</b>	MG TC
1 - 6:07.310 2 - 2:44.112 3 - <b>2:28.246</b> 4 - 2:30.328		
<b>57</b>	<b>Paul EALES</b>	MGB GT
1 - 5:49.504 2 - 2:35.187 3 - 2:35.533 4 - <b>2:32.870</b>		
<b>58</b>	<b>Terry BURROWS</b>	MGB
1 - 5:59.881 2 - 2:27.240 3 - 2:26.273 4 - <b>2:24.514</b>		

# MGCC TOTAL BUTLER Championship Race LAP ANALYSIS

(contd.)

<b>59</b>	<b>Simon POLLEY</b>	MG Midget
1 - 6:16.512 2 - <b>2:47.619</b> 3 - 2:55.103		
<b>61</b>	<b>Andrew BURROUGHS</b>	MGB
1 - 5:53.209 2 - 2:30.555 3 - <b>2:17.684</b> 4 - 2:19.784		
<b>62</b>	<b>Richard OWEN</b>	MG Maestro
1 - 6:22.587 2 - 2:41.284 3 - 2:31.111 4 - <b>2:31.083</b>		
<b>63</b>	<b>Ron MOORCRAFT</b>	MGB
1 - 6:06.711 2 - 2:27.688 3 - 2:24.691 4 - <b>2:21.626</b>		
<b>67</b>	<b>Andrew YOUNG</b>	MGC GT
1 - 5:45.517 2 - 2:15.786 3 - <b>2:12.413</b> 4 - 2:13.153		
<b>68</b>	<b>Charles HARMER</b>	MG TF
1 - 6:18.232 2 - 2:46.461 3 - 2:44.080 4 - <b>2:36.725</b>		
<b>75</b>	<b>John YEA</b>	MG RV8
1 - 5:48.697 2 - 2:26.273 3 - <b>2:21.125</b> 4 - 2:25.888		



# MGCC TOTAL BUTLER Championship Race LAP ANALYSIS

(contd.)


<b>76</b>	<b>Paul RIGG</b>	MGF VVC
1 -	5:59.001	
2 -	2:26.423	
3 -	<b>2:25.941</b>	
4 -	2:44.524	
<b>78</b>	<b>Johnathan HARMER</b>	MG TF
1 -	6:17.825	
2 -	2:43.260	
3 -	2:31.537	
4 -	<b>2:25.037</b>	
<b>80</b>	<b>Robert BEASLEY</b>	MG Midget
1 -	6:09.070	
2 -	2:56.754	
3 -	<b>2:29.354</b>	
4 -	2:37.193	
<b>85</b>	<b>Niall CAMPBELL</b>	Rover Metro GTi
1 -	6:09.688	
2 -	2:48.775	
3 -	2:43.871	
4 -	<b>2:41.593</b>	

# MGCC TOTAL BUTLER Championship Race

## GRID - Race 12

ROW 16	2:47.619	59	POLLEY	3:22.358	41	WHEELER
ROW 15	2:41.593	85	CAMPBELL	2:44.446	5	WREGHITT
ROW 14	2:32.870	57	EALES	2:36.725	68	HARMER
ROW 13	2:29.354	80	BEASLEY	2:31.083	62	OWEN
ROW 12	2:28.166	2	BUSSEY	2:28.246	52	COX
ROW 11	2:25.941	76	RIGG	2:27.514	22	BROWN
ROW 10	2:25.037	78	HARMER	2:25.198	29	PITT
ROW 9	2:24.514	58	BURROWS	2:24.950	1	BROOKE
ROW 8	2:23.456	8	BARLOW	2:24.432	42	PARROTT
ROW 7	2:21.626	63	MOORCRAFT	2:22.805	13	HOUSE
ROW 6	2:21.126	24	CALLENDER	2:21.606	38	DARBY
ROW 5	2:20.713	17	BERESFORD	2:21.125	75	YEA
ROW 4	2:18.369	14	COTTINGHAM	2:18.552	12	FENN
ROW 3	2:15.850	45	HARRIS	2:17.684	61	BURROUGHS
ROW 2	2:15.128	31	WHEELER	2:15.174	15	WALPOLE
ROW 1	2:12.413	67	YOUNG	2:14.609	3	BOS

POLE



**CAR 3 NEEDS WORKING TRANSPONDER**

**Weather/Track - Raining/Wet**

**These results are provisional until the conclusion of any judicial and technical matters.**

Silverstone Inter

Circuit Length = 2.2490 miles.

Start: 12:05 End: 12:14

Clerk of Course:	Stewards:	Timekeeper:
------------------	-----------	-------------

# Morgan/TR Register

## QUALIFYING - Races 14 and 15

POS	NO	CL	NAME	NAT	ENTRY	TIME	LAPS	GAP	MPH
1	129	A	Keith ALHERS		+8	2:05.151	8		64.69
2	54	B	Peter HORSMAN		+8	2:06.406	8	1.255	64.05
3	121	B	James PATERSON		+8	2:06.676	8	1.525	63.91
4	65	B	Andy GREEN		+8	2:07.867	8	2.716	63.31
5	72	E	Russell PATTERSON		Roadster	2:08.790	8	3.639	62.86
6	13	B	Chris ACKLAM		+8	2:11.045	8	5.894	61.78
7	1	CT	Andy VOWELL		Triumph Spitfire	2:11.677	8	6.526	61.48
8	71	FT	Graham MILLER		Triumph TR7 V8	2:11.901	7	6.750	61.38
9	5	CT	Paul LUCAS		Triumph Spitfire	2:12.311	7	7.160	61.19
10	42	FT	Hugh MAUND		Triumph TR7 V8	2:13.174	8	8.023	60.79
11	16	A	Richard PLANT		+8	2:13.927	8	8.776	60.45
12	37	B	Tony LEES		+8	2:14.544	7	9.393	60.17
13	39	C	Simon OREBI GANN		Roadster	2:14.779	8	9.628	60.07
14	33	AT	Martin STACKPLOE		Triumph Spitfire	2:15.857	7	10.706	59.59
15	3	FT	Jon WOLFE		Triumph TR7 V8	2:16.502	6	11.351	59.31
16	52	CT	Dave THOMPSON		Triumph Spitfire	2:17.029	7	11.878	59.08
17	159	A	Christopher WILLIAMS		+8	2:17.278	7	12.127	58.97
18	40	ET	Keith FILES		Triumph TR6	2:17.344	7	12.193	58.95
19	19	C	Brett SYNDERCOMBE		+8	2:17.463	8	12.312	58.89
20	17	D	Jack BELLINGER		+8	2:17.923	8	12.772	58.70
21	69	B	Phil HOLLINS		+8	2:18.282	7	13.131	58.55
22	15	ET	Steve CHAPMAN		Triumph TR4	2:18.729	7	13.578	58.36
23	20	AT	John YARNELL		Triumph Spitfire	2:18.783	6	13.632	58.33
24	77	CT	John THOMASON		Triumph Spitfire	2:19.799	7	14.648	57.91
25	162	A	Mark HADFIELD		Triumph Spitfire	2:20.698	7	15.547	57.54
26	74	E	Ray HIGGS		Roadster	2:20.717	7	15.566	57.53
27	171	D	Kelvin LAIDLAW		+8	2:21.826	7	16.675	57.08
28	76	E	Andrew THOMPSON		Roadster	2:22.357	7	17.206	56.87
29	9	DT	Simon BAILEY		Triumph TR7 Sprint	2:22.792	7	17.641	56.70
30	83	AT	Barry BLAKELEY		Triumph Spitfire	2:23.275	7	18.124	56.51
31	22	BT	Edwin DRIVER		Triumph TR2	2:24.603	7	19.452	55.99
32	11	D	David JAMES		+4	2:24.763	7	19.612	55.92
33	10	DT	Dave BAILEY		Triumph TR4	2:25.088	7	19.937	55.80
34	73	E	John EMBERSON		Roadster	2:26.222	7	21.071	55.37
35	117	D	Mary LINDSAY		+8	2:26.522	7	21.371	55.25
36	97	DT	Steve SMALL		Triumph TR7 Sprint	2:26.578	7	21.427	55.23
37	85	FT	Malcolm CHAPMAN		Triumph TR7 V8	2:28.946	7	23.795	54.35
38	47	CT	David STYLES		Triumph Spitfire	2:29.239	6	24.088	54.25
39	176	CT	Kev HADFIELD		Triumph Herald	2:30.457	7	25.306	53.81
40	8	C	Leigh SEBBA		+8	2:32.398	7	27.247	53.12
41	43	AT	Michael DAVIS		Triumph Spitfire	2:34.651	7	29.500	52.35
42	55	CT	Steve ADAMS		Triumph Spitfire	2:36.419	7	31.268	51.76
43	29	AT	Anthony PRESTON		Triumph Spitfire	2:36.895	6	31.744	51.60
44	7	FT	Martyn ADAMS		Triumph TR7	2:38.138	5	32.987	51.19
45	75	E	Charles STEWARD		Roadster	3:11.434	5	1:06.283	42.29
46	21	CT	Nigel GIBBINS		Triumph Spitfire	9:46.797	1	7:41.646	13.79

Silverstone Inter  
Circuit Length = 2.2490 miles.  
Start: 12:23 End: 12:38

Weather/Track - Raining/Wet

These results are provisional until the conclusion of any judicial and technical matters.

Clerk of Course:	Stewards:	Timekeeper:

# Morgan/TR Register

## LAP ANALYSIS

<b>1</b>	<b>Andy VOWELL</b>	Triumph Spitfire
1 -	9:27.903	6 - <b>2:11.677</b>
2 -	2:30.283	7 - 2:13.913
3 -	2:22.300	8 - 2:19.187
4 -	2:15.970	
5 -	2:16.621	
<b>3</b>	<b>Jon WOLFE</b>	Triumph TR7 V8
1 -	9:49.739	6 - <b>2:16.502</b>
2 -	2:32.939	
3 -	2:35.768P	
4 -	3:20.397	
5 -	2:22.494	
<b>5</b>	<b>Paul LUCAS</b>	Triumph Spitfire
1 -	9:43.595	6 - 2:14.801
2 -	2:24.518	7 - <b>2:12.311</b>
3 -	2:18.981	
4 -	2:42.816	
5 -	2:18.556	
<b>7</b>	<b>Martyn ADAMS</b>	Triumph TR7
1 -	X:00.000	
2 -	2:52.584	
3 -	<b>2:38.138</b>	
4 -	2:42.071	
5 -	2:54.389P	
<b>8</b>	<b>Leigh SEBBA</b>	+8
1 -	9:51.359	6 - <b>2:32.398</b>
2 -	2:50.459	7 - 3:05.115P
3 -	2:37.308	
4 -	2:40.341	
5 -	2:42.704	
<b>9</b>	<b>Simon BAILEY</b>	Triumph TR7 Sprint
1 -	X:00.000	6 - 2:31.781
2 -	2:48.905	7 - <b>2:22.792</b>
3 -	2:40.747	
4 -	2:36.340	
5 -	2:31.824	
<b>10</b>	<b>Dave BAILEY</b>	Triumph TR4
1 -	X:00.000	6 - 2:26.278
2 -	2:43.324	7 - 2:38.790
3 -	2:30.483	
4 -	2:34.301	
5 -	<b>2:25.088</b>	

# Morgan/TR Register

## LAP ANALYSIS

(contd.)

<b>11</b>	<b>David JAMES</b>	<b>+4</b>
1 -	9:33.000	6 - <b>2:24.763</b>
2 -	2:46.760	7 - 2:30.587
3 -	2:29.318	
4 -	2:26.325	
5 -	2:31.974	
<b>13</b>	<b>Chris ACKLAM</b>	<b>+8</b>
1 -	9:30.050	6 - 2:16.432
2 -	2:28.390	7 - 2:12.763
3 -	2:12.645	8 - 2:19.447
4 -	2:12.500	
5 -	<b>2:11.045</b>	
<b>15</b>	<b>Steve CHAPMAN</b>	Triumph TR4
1 -	X:00.000	6 - <b>2:18.729</b>
2 -	2:48.828	7 - 2:18.731
3 -	2:37.712	
4 -	2:23.982	
5 -	2:23.163	
<b>16</b>	<b>Richard PLANT</b>	<b>+8</b>
1 -	9:26.744	6 - 2:17.178
2 -	2:34.398	7 - 2:25.377
3 -	2:25.622	8 - 2:25.920
4 -	2:17.132	
5 -	<b>2:13.927</b>	
<b>17</b>	<b>Jack BELLINGER</b>	<b>+8</b>
1 -	9:21.266	6 - <b>2:17.923</b>
2 -	2:32.970	7 - 2:24.344
3 -	2:21.696	8 - 2:20.047
4 -	2:18.418	
5 -	2:21.268	
<b>19</b>	<b>Brett SYNDERCOMBE</b>	<b>+8</b>
1 -	9:20.363	6 - <b>2:17.463</b>
2 -	2:35.762	7 - 2:25.867
3 -	2:21.883	8 - 2:38.525
4 -	2:19.812	
5 -	2:19.344	
<b>20</b>	<b>John YARNELL</b>	Triumph Spitfire
1 -	9:33.616	6 - <b>2:18.783</b>
2 -	2:37.414	
3 -	2:23.163	
4 -	2:25.090	
5 -	2:28.392	

# Morgan/TR Register LAP ANALYSIS

(contd.)

<b>21</b>	<b>Nigel GIBBINS</b>	Triumph Spitfire
1 - 9:46.797		
<b>22</b>	<b>Edwin DRIVER</b>	Triumph TR2
1 - X:00.000    6 - 2:24.603 2 - 2:46.273    7 - 2:27.234 3 - 2:31.956 4 - 2:34.700 5 - 2:30.297		
<b>29</b>	<b>Anthony PRESTON</b>	Triumph Spitfire
1 - 9:39.355    6 - 2:36.895 2 - 2:44.367 3 - 2:48.372 4 - 3:02.128P 5 - 3:14.697		
<b>33</b>	<b>Martin STACKPLOE</b>	Triumph Spitfire
1 - 9:45.982    6 - 2:35.225 2 - 2:30.165    7 - 2:29.296P 3 - 2:19.527 4 - 2:17.798 5 - 2:15.857		
<b>37</b>	<b>Tony LEES</b>	+8
1 - X:00.000    6 - 2:22.727 2 - 2:36.853    7 - 2:18.909 3 - 2:19.903 4 - 2:14.544 5 - 2:16.408		
<b>39</b>	<b>Simon OREBI GANN</b>	Roadster
1 - 9:18.361    6 - 2:21.773 2 - 2:33.417    7 - 2:16.656 3 - 2:17.225    8 - 2:20.052 4 - 2:17.655 5 - 2:14.779		
<b>40</b>	<b>Keith FILES</b>	Triumph TR6
1 - X:00.000    6 - 2:20.245 2 - 2:40.381    7 - 2:17.504 3 - 2:21.360 4 - 2:46.332 5 - 2:17.344		

# Morgan/TR Register

## LAP ANALYSIS

(contd.)

<b>42</b>	<b>Hugh MAUND</b>	Triumph TR7 V8
1 -	9:34.847	6 - 2:16.698
2 -	2:38.272	7 - 2:17.990
3 -	2:19.564	8 - 2:34.096
4 -	2:14.627	
5 -	<b>2:13.174</b>	
<b>43</b>	<b>Michael DAVIS</b>	Triumph Spitfire
1 -	9:48.242	6 - <b>2:34.651</b>
2 -	2:57.204	7 - 2:39.187
3 -	2:39.623	
4 -	2:46.424	
5 -	2:47.567	
<b>47</b>	<b>David STYLES</b>	Triumph Spitfire
1 -	9:52.821	6 - 2:39.410
2 -	2:45.090	
3 -	2:37.690	
4 -	<b>2:29.239</b>	
5 -	3:28.438	
<b>52</b>	<b>Dave THOMPSON</b>	Triumph Spitfire
1 -	X:00.000	6 - <b>2:17.029</b>
2 -	2:39.328	7 - 2:17.769
3 -	2:21.328	
4 -	2:17.104	
5 -	2:22.041	
<b>54</b>	<b>Peter HORSMAN</b>	+8
1 -	9:09.206	6 - 2:19.070
2 -	2:17.063	7 - 2:08.615
3 -	2:08.751	8 - 2:07.196
4 -	<b>2:06.406</b>	
5 -	2:22.536	
<b>55</b>	<b>Steve ADAMS</b>	Triumph Spitfire
1 -	X:00.000	6 - 2:38.432
2 -	2:48.860	7 - 2:40.006
3 -	<b>2:36.419</b>	
4 -	2:44.227	
5 -	2:38.092	
<b>65</b>	<b>Andy GREEN</b>	+8
1 -	9:10.570	6 - 2:18.875
2 -	2:17.013	7 - 2:19.845
3 -	2:10.566	8 - <b>2:07.867</b>
4 -	2:08.448	
5 -	2:17.975	

# Morgan/TR Register LAP ANALYSIS

(contd.)

<b>69</b>	<b>Phil HOLLINS</b>	+8
1 -	9:20.365	6 - 2:23.221
2 -	2:28.242	7 - 2:26.123
3 -	<b>2:18.282</b>	
4 -	2:18.350	
5 -	3:11.918	
<b>71</b>	<b>Graham MILLER</b>	Triumph TR7 V8
1 -	X:00.000	6 - 2:18.188
2 -	2:30.116	7 - 2:15.076
3 -	2:19.100	
4 -	<b>2:11.901</b>	
5 -	2:20.145	
<b>72</b>	<b>Russell PATTERSON</b>	Roadster
1 -	9:54.843	6 - 2:09.532
2 -	2:16.638	7 - 2:10.597
3 -	2:11.619	8 - 2:19.089
4 -	2:10.287	
5 -	<b>2:08.790</b>	
<b>73</b>	<b>John EMBERSON</b>	Roadster
1 -	X:00.000	6 - 2:28.805
2 -	2:49.884	7 - <b>2:26.222</b>
3 -	2:38.036	
4 -	2:37.624	
5 -	2:33.171	
<b>74</b>	<b>Ray HIGGS</b>	Roadster
1 -	9:35.954	6 - 2:29.403
2 -	2:39.158	7 - <b>2:20.717</b>
3 -	2:21.789	
4 -	2:23.492	
5 -	2:29.507	
<b>75</b>	<b>Charles STEWARD</b>	Roadster
1 -	X:00.000	
2 -	3:11.686	
3 -	<b>3:11.434</b>	
4 -	3:20.438	
5 -	3:30.456P	
<b>76</b>	<b>Andrew THOMPSON</b>	Roadster
1 -	9:31.190	6 - <b>2:22.357</b>
2 -	2:44.709	7 - 2:25.628
3 -	2:27.633	
4 -	2:24.697	
5 -	2:35.195	



# Morgan/TR Register

## LAP ANALYSIS

(contd.)

<b>77</b>	<b>John THOMASON</b>	Triumph Spitfire
1 -	9:54.952	6 - 2:22.681
2 -	2:41.798	7 - 2:20.951
3 -	2:33.119	
4 -	2:21.506	
5 -	<b>2:19.799</b>	
<b>83</b>	<b>Barry BLAKELEY</b>	Triumph Spitfire
1 -	9:49.182	6 - 2:24.923
2 -	2:38.026	7 - 2:24.518
3 -	2:30.020	
4 -	2:27.821	
5 -	<b>2:23.275</b>	
<b>85</b>	<b>Malcolm CHAPMAN</b>	Triumph TR7 V8
1 -	X:00.000	6 - <b>2:28.946</b>
2 -	2:50.375	7 - 2:32.315
3 -	2:33.754	
4 -	2:38.476	
5 -	2:37.010	
<b>97</b>	<b>Steve SMALL</b>	Triumph TR7 Sprint
1 -	X:00.000	6 - 2:33.967
2 -	2:41.140	7 - <b>2:26.578</b>
3 -	2:32.016	
4 -	2:35.532	
5 -	2:55.258	
<b>117</b>	<b>Mary LINDSAY</b>	+8
1 -	9:23.845	6 - 2:28.961
2 -	2:36.466	7 - 2:27.751
3 -	2:31.859	
4 -	<b>2:26.522</b>	
5 -	2:30.225	
<b>121</b>	<b>James PATERSON</b>	+8
1 -	X:00.000	6 - 2:09.923
2 -	2:21.052	7 - 2:07.820
3 -	2:12.011	8 - 2:19.999P
4 -	2:08.669	
5 -	<b>2:06.676</b>	
<b>129</b>	<b>Keith ALHERS</b>	+8
1 -	9:11.441	6 - 2:06.252
2 -	2:12.079	7 - <b>2:05.151</b>
3 -	2:08.356	8 - 2:07.570
4 -	2:06.522	
5 -	2:09.164	

# Morgan/TR Register LAP ANALYSIS

(contd.)

<b>159</b>	<b>Christopher WILLIAMS</b>	<b>+8</b>
1 - 9:18.547	6 - 2:23.340	
2 - 2:55.183	7 - 2:19.601	
3 - 2:21.211		
4 - <b>2:17.278</b>		
5 - 2:21.274		
<b>162</b>	<b>Mark HADFIELD</b>	<b>Triumph Spitfire</b>
1 - 9:48.842	6 - 2:25.192	
2 - 2:47.100	7 - 2:28.806	
3 - 2:31.691		
4 - 2:20.899		
5 - <b>2:20.698</b>		
<b>171</b>	<b>Kelvin LAIDLAW</b>	<b>+8</b>
1 - 9:47.176	6 - <b>2:21.826</b>	
2 - 2:38.333	7 - 2:23.684	
3 - 2:29.943		
4 - 2:35.558		
5 - 2:28.623		
<b>176</b>	<b>Kev HADFIELD</b>	<b>Triumph Herald</b>
1 - 9:58.867	6 - <b>2:30.457</b>	
2 - 2:47.238	7 - 2:33.395	
3 - 2:35.478		
4 - 2:32.391		
5 - 2:32.412		

# Power Torque Morgan Motor Company Challenge

## GRID - Race 14

ROW 11	3:11.434 75 STEWARD	
ROW 10	2:26.522 117 LINDSAY	2:32.398 8 SEBBA
ROW 9	2:24.763 11 JAMES	2:26.222 73 EMBERSON
ROW 8	2:21.826 171 LAIDLAW	2:22.357 76 THOMPSON
ROW 7	2:18.282 69 HOLLINS	2:20.717 74 HIGGS
ROW 6	2:17.463 19 SYNDERCOMBE	2:17.923 17 BELLINGER
ROW 5	2:14.779 39 OREBI GANN	2:17.278 159 WILLIAMS
ROW 4	2:13.927 16 PLANT	2:14.544 37 LEES
ROW 3	2:08.790 72 PATTERSON	2:11.045 13 ACKLAM
ROW 2	2:06.676 121 PATERSON	2:07.867 65 GREEN
ROW 1	2:05.151 129 ALHERS	2:06.406 54 HORSMAN
	POLE	


Weather/Track - Raining/Wet  
 These results are provisional until the conclusion of any judicial and technical matters.

Clerk of Course:	Stewards:	Timekeeper:
------------------	-----------	-------------

# Triumph GRID - Race 15

ROW 13	3:11.434 75 DAVIES	9:46.797 21 GIBBINS
ROW 12	2:36.895 29 PRESTON	2:38.138 7 ADAMS
ROW 11	2:34.651 43 DAVIS	2:36.419 55 ADAMS
ROW 10	2:29.239 47 STYLES	2:30.457 176 HADFIELD
ROW 9	2:26.578 97 SMALL	2:28.946 85 CHAPMAN
ROW 8	2:24.603 22 DRIVER	2:25.088 10 BAILEY
ROW 7	2:22.792 9 BAILEY	2:23.275 83 BLAKELEY
ROW 6	2:19.799 77 THOMASON	2:20.698 162 HADFIELD
ROW 5	2:18.729 15 CHAPMAN	2:18.783 20 YARNELL
ROW 4	2:17.029 52 THOMPSON	2:17.344 40 FILES
ROW 3	2:15.857 33 STACKPLOE	2:16.502 3 WOLFE
ROW 2	2:12.311 5 LUCAS	2:13.174 42 MAUND
ROW 1	2:11.677 1 VOWELL	2:11.901 71 MILLER

POLE



Weather/Track - Raining/Wet

These results are provisional until the conclusion of any judicial and technical matters.

Silverstone Inter

Circuit Length = 2.2490 miles.

Start: 12:23 End: 12:38

Clerk of Course:

Stewards:

Timekeeper:

## Pit Stop Race - 2 drivers

### QUALIFYING - Race 16

POS	NO	CL	NAME	ENTRY	TIME	LAPS	GAP	MPH
1	90	C	Staines/Griffiths	MG Midget	2:00.237	8		67.33
2	6	C	Peters/Peters	MG Midget	2:08.996	8	8.759	62.76
3	35	C	Hulett/Henderson	Austin Healey Sprite	2:11.450	9	11.213	61.59
4	40	B	Files/Wood	Triumph TR6	2:12.902	8	12.665	60.92
5	37	B	Holmes/Bull	MG B GT V8	2:14.552	8	14.315	60.17
6	60	B	McCaffrey/Arnold	Jaguar E-Type	2:16.291	7	16.054	59.40
7	33	A	Stackpoole/Lucas	Triumph Spitfire	2:16.313	3	16.076	59.39
8	28	C	Ludlow/Humphrey	Rover Metro Gti	2:16.691	8	16.454	59.23
9	23	B	Cochrane/Colbert	Sunbeam Tiger	2:16.999	8	16.762	59.09
10	10	A	Stock/Cody	Triumph TR6	2:17.500	8	17.263	58.88
11	8	A	Smith/Heath	MG Maestro	2:17.886	8	17.649	58.71
12	13	A	Burchill/Jackson	Rover Metro Gti	2:18.361	8	18.124	58.51
13	1	A	Vowell/Munns	Triumph Spitfire	2:18.758	8	18.521	58.34
14	52	A	Thompson/Wolfe	Triumph GT6 MKII	2:19.267	8	19.030	58.13
15	89	B	Hobden/Hobden	Jaguar D-Type	2:21.689	7	21.452	57.14
16	26	A	Summerbell/Joss	MG Metro	2:23.518	7	23.281	56.41
17	121	C	Hennings/Phipps	MG TF	2:24.453	7	24.216	56.04
18	18	A	Clark/Home	Mini Se7en	2:24.495	3	24.258	56.03
19	86	B	Firth/Dowler	MG Midget	2:25.803	8	25.566	55.53
20	41	A	Collinson/Collinson	MG Midget	2:25.910	7	25.673	55.48
21	39	B	Gann/Syndercombe	Morgan Roadster L/W	2:27.091	7	26.854	55.04
22	22	C	Wignall/Tyler	Rover Metro Gti	2:27.526	7	27.289	54.88
23	162	A	Hadfield/Hadfield	Triumph Spitfire	2:29.118	7	28.881	54.29
24	47	A	Dear/Cainley	MG Midget	2:29.234	7	28.997	54.25
25	21	A	Smith/Smith	MG B Roadster	2:29.628	8	29.391	54.11
26	30	A	Playford R1/Gladman	MG B Roadster	2:30.412	6	30.175	53.82
27	11	A	Waterman/Waterman	MG Maestro	2:31.428	7	31.191	53.46
28	77		TBD		2:31.638	6	31.401	53.39
29	34	A	Cakebread/Cakebread	MG B Roadster	2:32.534	2	32.297	53.07
30	29	A	Foster/Foster	MG B	2:34.722	7	34.485	52.32
31	15	A	Watt/Coad	MG B Roadster	2:35.524	7	35.287	52.05
32	62	C	Perry/Smallridge	MG Midget	2:35.756	7	35.519	51.98
33	122	C	Day/Ellis	MG TF	2:36.086	6	35.849	51.87
34	12	A	Gurney/Gee	MG A Sebring Coupe	2:36.904	7	36.667	51.60
35	24	A	Callender/Permain	Austin Healey Sprite	2:37.133	7	36.896	51.52
36	3	A	Miller/Bentley	MG B Roadster	2:39.853	7	39.616	50.64
37	5	C	Blanchett/Draycott	Austin Healey Sprite	2:39.964	7	39.727	50.61
38	128	B	Bunker-Fellingham/Everington	MG A	2:41.649	7	41.412	50.08
39	113		TBD		2:47.181	5	46.944	48.42
40	27	A	Agar/Parker	Rover Metro Gti	2:48.899	6	48.662	47.93

**CAR 162 MAKE NUMBERS READABLE PLEASE. CARS 13 30 37 77 FIT TRANSPONDERS.**  
**Weather/Track - Raining/Wet**  
**These results are provisional until the conclusion of any judicial and technical matters.**

Silverstone Inter  
Circuit Length = 2.2490 miles.  
Start: 12:55 End: 13:12

Clerk of Course:	Stewards:	Timekeeper:
------------------	-----------	-------------

## Pit Stop Race - 2 drivers LAP ANALYSIS

<b>1</b>	<b>Vowell/Munns</b>	Triumph Spitfire
1 -	X:00.000	6 - 4:23.008
2 -	2:26.245	7 - 2:23.076
3 -	2:22.957	8 - 2:25.099
4 -	<b>2:18.758</b>	
5 -	2:35.796P	
<b>3</b>	<b>Miller/Bentley</b>	MG B Roadster
1 -	X:00.000	6 - 2:58.725P
2 -	2:53.406	7 - 3:52.740
3 -	2:43.619	
4 -	<b>2:39.853</b>	
5 -	2:41.000	
<b>5</b>	<b>Blanchett/Draycott</b>	Austin Healey Sprite
1 -	X:00.000	6 - 4:47.612
2 -	<b>2:39.964</b>	7 - 2:46.452
3 -	2:45.095	
4 -	2:48.341	
5 -	2:59.404P	
<b>6</b>	<b>Peters/Peters</b>	MG Midget
1 -	X:00.000	6 - <b>2:08.996</b>
2 -	2:25.695	7 - 2:29.694P
3 -	2:17.574	8 - 3:39.660
4 -	2:13.857	
5 -	2:12.587	
<b>8</b>	<b>Smith/Heath</b>	MG Maestro
1 -	X:00.000	6 - 3:02.291
2 -	2:38.549	7 - 2:19.241
3 -	2:23.216	8 - 2:24.729
4 -	<b>2:17.886</b>	
5 -	2:33.411P	
<b>10</b>	<b>Stock/Cody</b>	Triumph TR6
1 -	X:00.000	6 - 4:00.648
2 -	2:25.699	7 - 2:37.816
3 -	2:17.793	8 - 2:37.709
4 -	<b>2:17.500</b>	
5 -	2:39.438P	
<b>11</b>	<b>Waterman/Waterman</b>	MG Maestro
1 -	X:00.000	6 - 4:46.615
2 -	2:51.475	7 - <b>2:31.428</b>
3 -	2:48.224	
4 -	2:45.055	
5 -	3:04.044P	

# Pit Stop Race - 2 drivers

## LAP ANALYSIS

(contd.)

<b>12</b>	<b>Gurney/Gee</b>	MG A Sebring Coupe
1 - X:00.000	6 - 4:21.589	
2 - 2:48.473	7 - <b>2:36.904</b>	
3 - 2:44.858		
4 - 2:41.916		
5 - 2:57.055P		
<b>13</b>	<b>Burchill/Jackson</b>	Rover Metro Gti
1 - X:00.000	6 - 2:52.032P	
2 - 2:44.784	7 - 3:38.546	
3 - 2:34.846	8 - <b>2:18.361</b>	
4 - 2:30.833		
5 - 2:26.835		
<b>15</b>	<b>Watt/Coad</b>	MG B Roadster
1 - X:00.000	6 - 4:20.737	
2 - 2:38.019	7 - 2:54.124	
3 - <b>2:35.524</b>		
4 - 2:36.749		
5 - 2:50.905P		
<b>18</b>	<b>Clark/Home</b>	Mini Se7en
1 - X:00.000		
2 - 2:45.682		
3 - <b>2:24.495</b>		
<b>21</b>	<b>Smith/Smith</b>	MG B Roadster
1 - X:00.000	6 - 3:26.218	
2 - 2:31.018	7 - 2:36.663	
3 - 2:29.940	8 - 2:31.999	
4 - <b>2:29.628</b>		
5 - 2:39.920P		
<b>22</b>	<b>Wignall/Tyler</b>	Rover Metro Gti
1 - X:00.000	6 - 3:01.359P	
2 - 2:36.314	7 - 4:02.713	
3 - 2:40.763		
4 - 2:36.495		
5 - <b>2:27.526</b>		
<b>23</b>	<b>Cochrane/Colbert</b>	Sunbeam Tiger
1 - X:00.000	6 - 2:33.963P	
2 - 2:17.730	7 - 3:32.452	
3 - <b>2:16.999</b>	8 - 2:18.313	
4 - 2:17.847		
5 - 2:19.745		

## Pit Stop Race - 2 drivers LAP ANALYSIS

(contd.)

<b>24</b>	<b>Callender/Permain</b>	Austin Healey Sprite
	1 - X:00.000    6 - 2:50.288P 2 - 2:49.233    7 - 3:29.965 3 - <b>2:37.133</b> 4 - 2:43.400 5 - 2:40.517	
<b>26</b>	<b>Summerbell/Joss</b>	MG Metro
	1 - X:00.000    6 - 3:32.470 2 - 2:50.278    7 - <b>2:23.518</b> 3 - 2:48.119 4 - 2:39.495 5 - 3:02.495P	
<b>27</b>	<b>Agar/Parker</b>	Rover Metro Gti
	1 - X:00.000    6 - 4:34.940 2 - <b>2:48.899</b> 3 - 3:07.904P 4 - 4:02.292 5 - 3:18.525P	
<b>28</b>	<b>Ludlow/Humphrey</b>	Rover Metro Gti
	1 - X:00.000    6 - 2:36.401P 2 - 2:37.699    7 - 3:29.504 3 - 2:22.643    8 - 2:19.658 4 - 2:17.797 5 - <b>2:16.691</b>	
<b>29</b>	<b>Foster/Foster</b>	MG B
	1 - X:00.000    6 - 4:44.116 2 - 2:36.418    7 - 2:54.951 3 - <b>2:34.722</b> 4 - 2:35.995 5 - 2:50.029P	
<b>30</b>	<b>Playford R1/Gladman</b>	MG B Roadster
	1 - X:00.000    6 - <b>2:30.412</b> 2 - 2:47.854 3 - 2:45.074 4 - 2:56.064P 5 - 6:10.491	
<b>33</b>	<b>Stackpoole/Lucas</b>	Triumph Spitfire
	1 - X:00.000 2 - 2:19.092 3 - <b>2:16.313</b>	



## Pit Stop Race - 2 drivers LAP ANALYSIS

(contd.)

<b>34</b>	<b>Cakebread/Cakebread</b>	MG B Roadster
1 - X:00.000 2 - <b>2:32.534</b>		
<b>35</b>	<b>Hulett/Henderson</b>	Austin Healey Sprite
1 - X:00.000    6 - 2:25.829P 2 - 2:24.381    7 - 3:43.929 3 - 2:14.874    8 - <b>2:11.450</b> 4 - 2:16.792    9 - 2:21.937 5 - 2:13.236		
<b>37</b>	<b>Holmes/Bull</b>	MG B GT V8
1 - X:00.000    6 - 2:36.705P 2 - 2:31.137    7 - 3:41.614 3 - 2:23.545    8 - 2:45.719 4 - <b>2:14.552</b> 5 - 2:17.830		
<b>39</b>	<b>Gann/Syndercombe</b>	Morgan Roadster L/W
1 - X:00.000    6 - 4:26.823 2 - 2:30.827    7 - <b>2:27.091</b> 3 - 2:36.994 4 - 2:27.382 5 - 2:39.197P		
<b>40</b>	<b>Files/Wood</b>	Triumph TR6
1 - X:00.000    6 - 4:22.572 2 - 2:27.954    7 - 2:20.161 3 - 2:16.976    8 - <b>2:12.902</b> 4 - 2:17.899 5 - 2:34.688P		
<b>41</b>	<b>Collinson/Collinson</b>	MG Midget
1 - X:00.000    6 - 4:34.456 2 - 2:43.678    7 - <b>2:25.910</b> 3 - 2:45.737 4 - 2:46.966 5 - 3:06.555P		
<b>47</b>	<b>Dear/Cainley</b>	MG Midget
1 - X:00.000    6 - 4:18.499 2 - 2:42.067    7 - <b>2:29.234</b> 3 - 2:48.741 4 - 2:44.182 5 - 3:06.718P		

## Pit Stop Race - 2 drivers LAP ANALYSIS

(contd.)

<b>52</b>	<b>Thompson/Wolfe</b>	Triumph GT6 MKII
1 - X:00.000	6 - 2:42.394P	
2 - 2:27.894	7 - 3:40.759	
3 - 2:24.560	8 - <b>2:19.267</b>	
4 - 2:19.282		
5 - 2:20.103		
<b>60</b>	<b>McCaffrey/Arnold</b>	Jaguar E-Type
1 - X:00.000	6 - 2:50.377P	
2 - 2:37.111	7 - 5:13.605	
3 - 2:18.768		
4 - <b>2:16.291</b>		
5 - 2:32.823		
<b>62</b>	<b>Perry/Smallridge</b>	MG Midget
1 - X:00.000	6 - 2:52.641P	
2 - 2:44.280	7 - 4:16.717	
3 - 2:47.664		
4 - <b>2:35.756</b>		
5 - 2:37.736		
<b>77</b>	<b>TBD</b>	
1 - X:00.000	6 - 6:39.366	
2 - <b>2:31.638</b>		
3 - 2:33.543		
4 - 2:33.123		
5 - 2:48.586P		
<b>86</b>	<b>Firth/Dowler</b>	MG Midget
1 - X:00.000	6 - 4:08.199	
2 - 2:37.810	7 - 2:32.296	
3 - 2:34.017	8 - 2:36.890	
4 - <b>2:25.803</b>		
5 - 2:42.355P		
<b>89</b>	<b>Hobden/Hobden</b>	Jaguar D-Type
1 - X:00.000	6 - 4:15.014	
2 - 2:36.754	7 - 2:30.391	
3 - <b>2:21.689</b>		
4 - 2:25.516		
5 - 2:51.728P		
<b>90</b>	<b>Staines/Griffiths</b>	MG Midget
1 - X:00.000	6 - 4:01.913	
2 - 2:07.632	7 - 2:23.881	
3 - <b>2:00.237</b>	8 - 2:23.750	
4 - 2:01.669		
5 - 2:24.388P		

# Pit Stop Race - 2 drivers

## LAP ANALYSIS

(contd.)

<b>113</b>	<b>TBD</b>	
	1 - X:00.000	
	2 - <b>2:47.181</b>	
	3 - 2:55.108	
	4 - 2:56.546P	
	5 - 4:51.778P	
<b>121</b>	<b>Hennings/Phipps</b>	MG TF
	1 - X:00.000	6 - 2:44.298P
	2 - 2:31.636	7 - 4:45.078
	3 - 2:26.239	
	4 - 2:35.404	
	5 - <b>2:24.453</b>	
<b>122</b>	<b>Day/Ellis</b>	MG TF
	1 - X:00.000	6 - <b>2:36.086</b>
	2 - 2:59.465P	
	3 - 3:35.143P	
	4 - 3:31.106P	
	5 - 4:44.105	
<b>128</b>	<b>Bunker-Fellingham/Everington</b>	MG A
	1 - X:00.000	6 - 2:44.604
	2 - 2:42.622	7 - 2:58.912P
	3 - <b>2:41.649</b>	
	4 - 2:43.209	
	5 - 2:46.562	
<b>162</b>	<b>Hadfield/Hadfield</b>	Triumph Spitfire
	1 - X:00.000	6 - 4:51.751
	2 - 2:34.155	7 - 2:35.067
	3 - 2:33.610	
	4 - <b>2:29.118</b>	
	5 - 2:38.022P	

# Pit Stop Race - 2 drivers

## GRID - Race 16

ROW 19	2:47.181	2:48.899
	113 SKINNER	27 Agar/Parker
ROW 18	2:39.964	2:41.649
	5 Blanchett/Draycott	128 Bunker-Fellingham/Everington
ROW 17	2:37.133	2:39.853
	24 Callender/Permain	3 Miller/Bentley
ROW 16	2:36.086	2:36.904
	122 Day/Ellis	12 Gurney/Gee
ROW 15	2:35.524	2:35.756
	15 Watt/Coad	62 Perry/Smallridge
ROW 14	2:32.534	2:34.722
	34 Cakebread/Cakebread	29 Foster/Foster
ROW 13	2:30.412	2:31.428
	30 Playford R1/Gladman	11 Waterman/Waterman
ROW 12	2:29.234	2:29.628
	47 Dear/Cainley	21 Smith/Smith
ROW 11	2:27.526	2:29.118
	22 Wignall/Tyler	162 Hadfield/Hadfield
ROW 10	2:25.910	2:27.091
	41 Collinson/Collinson	39 Gann/Syndercombe
ROW 9	2:24.495	2:25.803
	18 Clark/Home	86 Firth/Dowler
ROW 8	2:21.689	2:23.518
	89 Hobden/Hobden	26 Summerbell/Joss
ROW 7	2:18.758	2:19.267
	1 Vowell/Munns	52 Thompson/Wolfe
ROW 6	2:17.886	2:18.361
	8 Smith/Heath	13 Burchill/Jackson
ROW 5	2:16.999	2:17.500
	23 Cochrane/Colbert	10 Stock/Cody
ROW 4	2:16.313	2:16.691
	33 Stackpoole/Lucas	28 Ludlow/Humphrey
ROW 3	2:14.552	2:16.291
	37 Holmes/Bull	60 McCaffrey/Arnold
ROW 2	2:11.450	2:12.902
	35 Hulett/Henderson	40 Files/Wood
ROW 1	2:00.237	2:08.996
	90 Staines/Griffiths	6 Peters/Peters

**POLE**

**CAR 162 MAKE NUMBERS READABLE PLEASE. CARS 13 30 37 77 FIT TRANSPONDERS.**  
**Car 121 1st Reserve. Weather/Track - Raining/Wet**  
**These results are provisional until the conclusion of any judicial and technical matters.**

Silverstone Inter  
 Circuit Length = 2.2490 miles.  
 Start: 12:55 End: 13:12

Clerk of Course:	Stewards:	Timekeeper:
------------------	-----------	-------------

# Pit Stop Race - Single driver

## QUALIFYING - Race 17

POS	NO	CL	NAME	NAT	ENTRY	TIME	LAPS	GAP	MPH
1	129	B	Keith AHLERS		Morgan +8	2:02.519	5		66.08
2	95	C	Dean CLEMENTS		MG ZR	2:07.472	5	4.953	63.51
3	94	C	Paul WALLACE		MG ZR	2:10.034	5	7.515	62.26
4	72	B	Russell PATERSON		Morgan Roadster	2:13.364	5	10.845	60.70
5	12	A	Pat FENN		MGB	2:21.529	5	19.010	57.20
6	2	A	Lew BERGONZI		MGB Roadster	2:25.106	5	22.587	55.79
7	65	B	Andy GREEN		Morgan +8	2:28.339	5	25.820	54.58
8	36	B	Peter MALLETT		Ford CAPRI	2:28.747	5	26.228	54.43
9	1	B	David BROOKE		MGB GT	2:29.686	5	27.167	54.08
10	7	A	Peter RATCLIFFE		MGB Roadster	2:29.787	5	27.268	54.05
11	69	A	Peter BRAMBLE		MGB Roadster	2:30.398	4	27.879	53.83
12	29	A	James PITT		MGB	2:31.093	5	28.574	53.58
13	33	A	Ken CLARKE		Triumph Dolomite Sprint	2:31.531	5	29.012	53.43
14	75	B	John YEA		MG RV8	2:31.793	5	29.274	53.33
15	161	A	David HILL		MGB GT V8	2:35.243	5	32.724	52.15
16	74		TBD			2:40.944	5	38.425	50.30
17	62	A	Richard OWEN		MG Maestro	2:41.052	4	38.533	50.27
18	5	A	Frank THOMSON		MGB	2:41.323	5	38.804	50.18
19	55		TBD			2:41.558	5	39.039	50.11
20	8	A	Jonathan WILLIS		MG Maestro	2:45.937	4	43.418	48.79
21	14	C	Richard CRANE		MG Midget	2:46.062	4	43.543	48.75
22	9	A	Stephen HALL		MGB	2:46.362	4	43.843	48.66
23	56		TBD			2:47.860	4	45.341	48.23
24	6	A	Noel BARRACLOUGH		MGB	2:48.796	4	46.277	47.96
25	76	B	Andrew THOMPSON		Morgan Roadster L/W	2:49.450	4	46.931	47.78
26	10	A	Michael PIGGOTT		MGB GT	2:50.212	4	47.693	47.56
27	61	B	John G ANDON		Triumph TR4	2:50.412	4	47.893	47.51
28	77	B	David WATTS		Jaguar D-Type	2:52.491	4	49.972	46.93

Silverstone Inter  
 Circuit Length = 2.2490 miles.  
 Start: 13:26 End: 13:35

Weather/Track - Raining/Wet

These results are provisional until the conclusion of any judicial and technical matters.

Clerk of Course:	Stewards:	Timekeeper:
------------------	-----------	-------------

## Pit Stop Race - Single driver LAP ANALYSIS

<b>1</b>	<b>David BROOKE</b>	MGB GT
1 - X:00.000 2 - 2:30.425 3 - <b>2:29.686</b> 4 - 2:43.912 5 - 2:32.143		
<b>2</b>	<b>Lew BERGONZI</b>	MGB Roadster
1 - X:00.000 2 - 2:26.609 3 - <b>2:25.106</b> 4 - 2:26.993 5 - 2:28.697		
<b>5</b>	<b>Frank THOMSON</b>	MGB
1 - X:00.000 2 - 2:50.411 3 - <b>2:41.323</b> 4 - 2:50.721 5 - 2:43.784		
<b>6</b>	<b>Noel BARRACLOUGH</b>	MGB
1 - X:00.000 2 - 2:50.140 3 - <b>2:48.796</b> 4 - 2:53.811		
<b>7</b>	<b>Peter RATCLIFFE</b>	MGB Roadster
1 - X:00.000 2 - 2:36.194 3 - 2:32.002 4 - 2:32.185 5 - <b>2:29.787</b>		
<b>8</b>	<b>Jonathan WILLIS</b>	MG Maestro
1 - X:00.000 2 - 2:49.287 3 - <b>2:45.937</b> 4 - 2:53.328		
<b>9</b>	<b>Stephen HALL</b>	MGB
1 - X:00.000 2 - 2:51.988 3 - <b>2:46.362</b> 4 - 2:55.458		

# Pit Stop Race - Single driver LAP ANALYSIS

(contd.)

<b>10</b>	<b>Michael PIGGOTT</b>	MGB GT
1 - X:00.000 2 - <b>2:50.212</b> 3 - 2:50.361 4 - 2:56.982		
<b>12</b>	<b>Pat FENN</b>	MGB
1 - X:00.000 2 - 2:31.819 3 - 2:31.851 4 - 2:32.240 5 - <b>2:21.529</b>		
<b>14</b>	<b>Richard CRANE</b>	MG Midget
1 - X:00.000 2 - <b>2:46.062</b> 3 - 2:56.920 4 - 2:56.578		
<b>29</b>	<b>James PITT</b>	MGB
1 - X:00.000 2 - 2:32.749 3 - <b>2:31.093</b> 4 - 2:34.190 5 - 2:33.568		
<b>33</b>	<b>Ken CLARKE</b>	Triumph Dolomite Sprint
1 - X:00.000 2 - 2:34.595 3 - <b>2:31.531</b> 4 - 2:34.410 5 - 2:34.798		
<b>36</b>	<b>Peter MALLETT</b>	Ford CAPRI
1 - X:00.000 2 - 2:30.508 3 - <b>2:28.747</b> 4 - 2:33.383 5 - 2:31.204		
<b>55</b>	<b>TBD</b>	
1 - X:00.000 2 - 2:45.707 3 - 2:44.451 4 - 2:42.352 5 - <b>2:41.558</b>		

# Pit Stop Race - Single driver LAP ANALYSIS

(contd.)

<b>56</b>	<b>TBD</b>	
		1 - X:00.000 2 - <b>2:47.860</b> 3 - 2:48.258 4 - 2:51.374
<b>61</b>	<b>John G ANDON</b>	Triumph TR4
		1 - X:00.000 2 - <b>2:50.412</b> 3 - 3:00.172 4 - 2:58.146
<b>62</b>	<b>Richard OWEN</b>	MG Maestro
		1 - X:00.000 2 - 2:45.490 3 - <b>2:41.052</b> 4 - 2:49.279
<b>65</b>	<b>Andy GREEN</b>	Morgan +8
		1 - X:00.000 2 - 2:38.674 3 - 2:32.440 4 - 2:29.202 5 - <b>2:28.339</b>
<b>69</b>	<b>Peter BRAMBLE</b>	MGB Roadster
		1 - X:00.000 2 - 2:32.603 3 - <b>2:30.398</b> 4 - 2:48.072P
<b>72</b>	<b>Russell PATERSON</b>	Morgan Roadster
		1 - X:00.000 2 - <b>2:13.364</b> 3 - 2:14.239 4 - 2:15.413 5 - 2:17.193
<b>74</b>	<b>TBD</b>	
		1 - X:00.000 2 - 2:41.726 3 - 2:43.106 4 - 2:44.026 5 - <b>2:40.944</b>



# Pit Stop Race - Single driver LAP ANALYSIS

(contd.)

<b>75</b>	<b>John YEA</b>	MG RV8
1 - X:00.000 2 - 2:33.201 3 - <b>2:31.793</b> 4 - 2:33.264 5 - 2:52.363P		
<b>76</b>	<b>Andrew THOMPSON</b>	Morgan Roadster L/W
1 - X:00.000 2 - <b>2:49.450</b> 3 - 2:51.113 4 - 2:51.567		
<b>77</b>	<b>David WATTS</b>	Jaguar D-Type
1 - X:00.000 2 - <b>2:52.491</b> 3 - 2:54.481 4 - 2:58.166		
<b>94</b>	<b>Paul WALLACE</b>	MG ZR
1 - X:00.000 2 - 2:15.743 3 - <b>2:10.034</b> 4 - 2:10.450 5 - 2:35.597P		
<b>95</b>	<b>Dean CLEMENTS</b>	MG ZR
1 - X:00.000 2 - 2:14.098 3 - <b>2:07.472</b> 4 - 2:10.162 5 - 2:36.213P		
<b>129</b>	<b>Keith AHLERS</b>	Morgan +8
1 - X:00.000 2 - 2:07.583 3 - 2:04.165 4 - <b>2:02.519</b> 5 - 2:28.132P		
<b>161</b>	<b>David HILL</b>	MGB GT V8
1 - X:00.000 2 - 2:40.137 3 - 2:35.821 4 - <b>2:35.243</b> 5 - 2:41.609		

# Pit Stop Race - Single driver

## GRID - Race 17

ROW 14	2:50.412	2:52.491
	61   ANDON	77   WATTS
ROW 13	2:49.450	2:50.212
	76   THOMPSON	10   PIGGOTT
ROW 12	2:47.860	2:48.796
	56   TBD	6   BARRACLOUGH
ROW 11	2:46.062	2:46.362
	14   CRANE	9   HALL
ROW 10	2:41.558	2:45.937
	55   TBD	8   WILLIS
ROW 9	2:41.052	2:41.323
	62   OWEN	5   THOMSON
ROW 8	2:35.243	2:40.944
	161   HILL	74   TBD
ROW 7	2:31.531	2:31.793
	33   CLARKE	75   YEA
ROW 6	2:30.398	2:31.093
	69   BRAMBLE	29   PITT
ROW 5	2:29.686	2:29.787
	1   BROOKE	7   RATCLIFFE
ROW 4	2:28.339	2:28.747
	65   GREEN	36   MALLETT
ROW 3	2:21.529	2:25.106
	12   FENN	2   BERGONZI
ROW 2	2:10.034	2:13.364
	94   WALLACE	72   PATERSON
ROW 1	2:02.519	2:07.472
	129   AHLERS	95   CLEMENTS
	<b>POLE</b>	



**Weather/Track - Raining/Wet**  
**These results are provisional until the conclusion of any judicial and technical matters.**

Silverstone Inter  
 Circuit Length = 2.2490 miles.  
 Start: 13:26 End: 13:35

Clerk of Course:	Stewards:	Timekeeper:
------------------	-----------	-------------

# MGCC Cockshoot& TOTAL BUTLER Championship

## RACE RESULT - Race 10

POS	NO	CL	NAME	NAT	ENTRY	TIME	LAPS	GAP	MPH	BEST
1	48	TBA	Alan BOTELLE		MG 1300	16:15.033	8		66.61	2:00.319
2	15	CC	Andrew STORER		Austin Healey Sprite	16:35.893	8	20.860	65.21	2:01.671
3	19	CB	Martin RICHARDSON		MGB	17:35.842	8	1:20.809	61.51	2:07.755
4	42	CB	Tony CROSSLEY		MGB GT	17:36.807	8	1:21.774	61.45	2:08.062
5	99	CB	Ian WHITT	MG	MG Midget	17:41.666	8	1:26.633	61.17	2:04.154
6	6	CC	Mike PETERS		MG Midget	18:10.490	8	1:55.457	59.55	2:13.069
7	7	CB	Peter RATCLIFFE		MGA	18:26.409	8	2:11.376	58.70	2:13.063
8	69	CB	Peter BRAMBLE		MGB Roadster	18:27.496	8	2:12.463	58.64	2:13.294
9	1	CA	Peter DIGNAN		Austin Healey Sprite	16:34.211	7	1 LAP	57.18	2:14.138
10	43	TBA	Simon HUTCHINSON		MG Midget	16:54.493	7	1 LAP	56.03	2:18.795
11	35	TBA	Stuart MUSK		MG Midget	16:58.069	7	1 LAP	55.84	2:20.840
12	34	TBA	Mike HOLMES		MG Midget	16:59.635	7	1 LAP	55.75	2:10.310
13	39	CB	Barrie CARTER		MGA	17:03.069	7	1 LAP	55.56	2:21.447
14	49	TBA	Graham SEELEY		MGB	17:18.144	7	1 LAP	54.76	2:24.182
15	23	CA	Stephen McKIE		Austin Healey Sprite	17:28.337	7	1 LAP	54.23	2:23.397
16	21	CA	Richard SAXTON		MG Midget	17:28.896	7	1 LAP	54.20	2:21.667
17	3	CB	Graham MILLER		MGB	16:17.795	6	2 LAPS	49.86	2:33.259

### NOT CLASSIFIED

17	CA	Richard SAPCOTE		MG Midget	5:05.121	2	D.N.F.	53.64	2:24.867
78	CA	Ian WRIGHT		MG Midget	2:31.603	1	D.N.F.	54.56	2:31.603
86	CB	Paul FIRTH		MGB Midget	3:17.692	1	D.N.F.	41.84	
74	CC	John HEWITT		MGB Roadster		0	D.N.F.	N/A	

### FASTEST LAP

48	TBA	Alan BOTELLE		MG 1300	2:00.319	8	67.29mph	108.29kph
15	CC	Andrew STORER		Austin Healey Sprite	2:01.671	3	66.54mph	107.09kph
99	CB	Ian WHITT		MG Midget	2:04.154	8	65.21mph	104.94kph
1	CA	Peter DIGNAN		Austin Healey Sprite	2:14.138	6	60.35mph	97.13kph

Weather/Track - Raining/Wet

These results are provisional until the conclusion of any judicial and technical matters.

Silverstone Inter

Circuit Length = 2.2490 miles.

Start: 14:39 End: 14:56

Clerk of Course:	Stewards:	Timekeeper:
------------------	-----------	-------------

# MGCC Cockshoot& TOTAL BUTLER Championship LAP CHART

Lap 1			Lap 2			Lap 3			Lap 4			Lap 5		
No	Behind	Laptime	No	Behind	Laptime	No	Behind	Laptime	No	Behind	Laptime	No	Behind	Laptime
48		2:08.716	48		2:00.359	48		2:00.542	48		2:02.848	48		2:00.620
15	5.665	2:14.381	15	9.251	2:03.945	15	10.380	2:01.671	15	9.481	2:01.949	23	1 LAP	2:27.008
42	12.777	2:21.493	19	27.323	2:14.106	19	38.515	2:11.734	19	47.504	2:11.837	21	1 LAP	2:26.681
19	13.576	2:22.292	42	27.620	2:15.202	42	41.047	2:13.969	42	50.340	2:12.141	34	1 LAP	2:13.223
6	18.252	2:26.968	6	32.294	2:14.401	6	46.306	2:14.554	6	58.772	2:15.314	15	12.203	2:03.342
78	22.887	2:31.603	99	41.457	2:13.900	99	55.098	2:14.183	99	1:00.833	2:08.583	3	1 LAP	2:42.592
7	25.372	2:34.088	7	44.547	2:19.534	69	59.204	2:14.343	69	1:12.647	2:16.291	19	57.246	2:10.362
99	27.916	2:36.632	69	45.403	2:17.202	7	1:02.456	2:18.451	7	1:16.944	2:17.336	42	58.552	2:08.832
69	28.560	2:37.276	39	53.207	2:24.383	39	1:14.112	2:21.447	43	1:31.458	2:19.633	99	1:11.147	2:10.934
39	29.183	2:37.899	35	54.345	2:24.727	43	1:14.673	2:18.795	39	1:33.639	2:22.375	6	1:15.275	2:17.123
1	29.362	2:38.078	17	56.046	2:24.867	35	1:15.511	2:21.708	35	1:34.593	2:21.930	69	1:29.956	2:17.929
35	29.977	2:38.693	43	56.420	2:24.696	1	1:22.334	2:18.699	1	1:36.413	2:16.927	7	1:30.949	2:14.625
17	31.538	2:40.254	49	59.967	2:26.474	49	1:23.607	2:24.182	49	1:46.587	2:25.828	1	1:50.803	2:15.010
43	32.083	2:40.799	1	1:04.177	2:35.174	23	1:36.670	2:25.308				43	1:58.424	2:27.586
49	33.852	2:42.568	21	1:11.258	2:32.848	21	1:37.725	2:27.009				39	1:59.274	2:26.255
21	38.769	2:47.485	23	1:11.904	2:30.085	34	1:57.787	2:14.697						
34	40.323	2:49.039P	3	1:18.069	2:33.259	3	1:59.158	2:41.631						
23	42.178	2:50.894	34	1:43.632	3:03.668									
3	45.169	2:53.885												
86	1:08.976	3:17.692P												

# MGCC Cockshoot& TOTAL BUTLER Championship LAP CHART

(contd.)

Lap 6			Lap 7			Lap 8			Lap 9			Lap 10		
No	Behind	Laptime	No	Behind	Laptime	No	Behind	Laptime	No	Behind	Laptime	No	Behind	Laptime
48		2:00.665	48		2:00.964	48		2:00.319						
35	1 LAP	2:26.896	1	1 LAP	2:14.138	3	2 LAPS	2:46.573						
49	1 LAP	2:27.627	43	1 LAP	2:20.841	1	1 LAP	2:16.185						
15	15.793	2:04.255	15	19.103	2:04.274	15	20.860	2:02.076						
34	1 LAP	2:16.393	35	1 LAP	2:23.275	43	1 LAP	2:22.143						
23	1 LAP	2:26.977	39	1 LAP	2:26.113	35	1 LAP	2:20.840						
21	1 LAP	2:29.322	34	1 LAP	2:12.305	34	1 LAP	2:10.310						
19	1:05.863	2:09.282	49	1 LAP	2:25.802	39	1 LAP	2:24.597						
42	1:06.591	2:08.704	23	1 LAP	2:24.668	49	1 LAP	2:25.663						
3	1 LAP	2:39.855	21	1 LAP	2:23.884	23	1 LAP	2:23.397						
99	1:17.651	2:07.169	19	1:13.373	2:08.474	21	1 LAP	2:21.667						
6	1:27.679	2:13.069	42	1:14.031	2:08.404	19	1:20.809	2:07.755						
7	1:44.288	2:14.004	99	1:22.798	2:06.111	42	1:21.774	2:08.062						
69	1:44.992	2:15.701	6	1:42.134	2:15.419	99	1:26.633	2:04.154						
			7	1:56.387	2:13.063	6	1:55.457	2:13.642						
			69	1:57.322	2:13.294	7	2:11.376	2:15.308						
						69	2:12.463	2:15.460						

# MGA Trophy

## RACE RESULT - Race 11

POS	NO	CL	NAME	NAT	ENTRY	TIME	LAPS	GAP	MPH	BEST
1	36		Colin JONES		MGA Twin Cam	12:52.937	6		63.07	2:06.546
2	92		Roy McCARTHY		MGA	12:54.511	6	1.574	62.94	2:04.630
3	62		Neil CAWTHORN		MGA	12:58.821	6	5.884	62.60	2:05.647
4	14		Steve SMITH		MGA	12:59.238	6	6.301	62.56	2:07.530
5	5		Martin SHAW		MGA	13:19.116	6	26.179	61.01	2:09.497
6	17		Spike MILLIGAN		MGA	13:22.856	6	29.919	60.72	2:10.357
7	42		Robert INNES-KER		MGA	13:24.042	6	31.105	60.63	2:10.617
8	8		Dennis BRON		MGA Twin Cam	13:28.535	6	35.598	60.30	2:11.438
9	97		Mark ELLIS		MGA Twin Cam	13:28.967	6	36.030	60.26	2:11.883
10	24		Peter STOCK		MGA	13:34.279	6	41.342	59.87	2:12.034
11	128		Peter EVERINGHAM		MGA	13:37.911	6	44.974	59.60	2:13.253
12	7		Graham COLES		MGA	13:46.560	6	53.623	58.98	2:12.840
13	91		Peter WARDLE		MGA	14:10.596	6	1:17.659	57.31	2:18.123
14	39		Barrie CARTER		MGA	14:20.083	6	1:27.146	56.68	2:18.878
15	12		Simon GURNEY		MGA Sebring Coupe	14:23.964	6	1:31.027	56.43	2:18.890
16	74		Jon McDONALD		MGA	14:24.662	6	1:31.725	56.38	2:19.560
17	10		Terry BRYANT		MGA	14:54.642	6	2:01.705	54.49	2:20.811
18	40		Peter HISCOCKS		MGA	15:06.857	6	2:13.920	53.76	2:25.629
19	49		Ron CODY		MGA	15:07.648	6	2:14.711	53.71	2:26.883
20	29		James DIXON		MGA	15:09.716	6	2:16.779	53.59	2:25.443
21	25		Mark DANIELL		MGA Twin Cam	15:14.831	6	2:21.894	53.29	2:25.032
22	11		Curt WAGNER		MGA Twin Cam	13:06.312	5	1 LAP	51.70	2:33.084
23	19		Chris CADMAN		MGA Twin Cam	13:09.849	5	1 LAP	51.47	2:33.115
24	15		Shaun BROMLEY		MGA	13:13.872	5	1 LAP	51.21	2:32.066
25	26		Mark DOLLIMORE		MGA Twin Cam	13:54.607	5	1 LAP	48.71	2:41.524
26	20		David KEELING		MGA	13:55.426	5	1 LAP	48.66	2:41.520
27	21		Andy CAPLE		MGA	15:20.826	5	1 LAP	44.15	2:56.527
NOT CLASSIFIED										
27			Roger DANIELL		MGA Twin Cam	5:26.624	2	D.N.F.	50.11	2:34.276
FASTEST LAP										
92			Roy McCARTHY		MGA	2:04.630	4	64.96mph		104.54kph

Weather/Track - Raining/Wet  
 These results are provisional until the conclusion of any judicial and technical matters.

Silverstone Inter  
 Circuit Length = 2.2490 miles.  
 Start: 15:13 End: 15:26

Clerk of Course:	Stewards:	Timekeeper:
------------------	-----------	-------------

# MGA Trophy LAP CHART

Lap 1			Lap 2			Lap 3			Lap 4			Lap 5		
No	Behind	Laptime	No	Behind	Laptime	No	Behind	Laptime	No	Behind	Laptime	No	Behind	Laptime
36		2:15.866	36		2:06.546	36		2:06.945	36		2:07.487	36		2:08.915
14	1.904	2:17.770	14	3.230	2:07.872	14	4.119	2:07.834	14	4.890	2:08.258	92	4.041	2:05.371
5	5.935	2:21.801	62	9.943	2:10.018	92	10.442	2:05.490	92	7.585	2:04.630	14	5.949	2:09.974
62	6.471	2:22.337	92	11.897	2:08.039	62	10.437	2:07.439	62	9.898	2:06.948	62	6.630	2:05.647
97	8.405	2:24.271	5	12.782	2:13.393	5	15.334	2:09.497	5	18.454	2:10.607	5	22.580	2:13.041
17	8.907	2:24.773	17	14.159	2:11.798	17	18.878	2:11.664	17	21.748	2:10.357	17	25.250	2:12.417
42	9.530	2:25.396	97	16.136	2:14.277	42	20.566	2:10.987	42	25.209	2:12.130	26	1 LAP	2:45.856
92	10.404	2:26.270	42	16.524	2:13.540	8	21.897	2:11.929	8	26.846	2:12.436	42	27.666	2:11.372
24	12.008	2:27.874	8	16.913	2:11.438	97	23.188	2:13.997	97	27.962	2:12.261	20	1 LAP	2:46.105
8	12.021	2:27.887	24	19.174	2:13.712	24	24.642	2:12.413	24	29.627	2:12.472	8	29.495	2:11.564
128	13.443	2:29.309	128	21.570	2:14.673	128	27.944	2:13.319	128	34.464	2:14.007	97	30.930	2:11.883
7	16.060	2:31.926	7	24.129	2:14.615	7	30.479	2:13.295	7	35.832	2:12.840	24	32.746	2:12.034
91	19.668	2:35.534	91	31.807	2:18.685	91	42.985	2:18.123	21	1 LAP	3:03.592	128	38.899	2:13.350
12	20.602	2:36.468	12	35.925	2:21.869	12	47.870	2:18.890	91	55.493	2:19.995	7	42.347	2:15.430
39	21.087	2:36.953	74	36.553	2:21.190	74	49.168	2:19.560	12	1:00.812	2:20.429	91	1:06.070	2:19.492
74	21.909	2:37.775	39	38.301	2:23.760	39	52.144	2:20.788	74	1:01.407	2:19.726	12	1:14.216	2:22.319
10	22.345	2:38.211	10	38.935	2:23.136	10	52.801	2:20.811	39	1:03.949	2:19.292	39	1:15.446	2:20.412
11	28.052	2:43.918	40	51.934	2:29.294	40	1:10.618	2:25.629	10	1:07.122	2:21.808	74	1:16.405	2:23.913
40	29.186	2:45.052	11	54.590	2:33.084	49	1:17.001	2:27.826	40	1:35.551	2:32.420	10	1:19.043	2:20.836
25	33.392	2:49.258	49	56.120	2:27.649	11	1:21.159	2:33.514	49	1:36.578	2:27.064	21	1 LAP	3:01.013
49	35.017	2:50.883	25	57.253	2:30.407	29	1:21.423	2:27.750	29	1:39.583	2:25.647	40	1:54.224	2:27.588
27	36.482	2:52.348	29	1:00.618	2:28.257	25	1:21.609	2:31.301	25	1:45.079	2:30.957	49	1:54.546	2:26.883
19	38.471	2:54.337	27	1:04.212	2:34.276	19	1:33.210	2:33.417	11	1:51.667	2:37.995	29	1:56.111	2:25.443
29	38.907	2:54.773	19	1:06.738	2:34.813	15	1:36.391	2:32.066	19	1:58.838	2:33.115	25	2:01.196	2:25.032
15	44.408	3:00.274	15	1:11.270	2:33.408	26	1:57.870	2:41.664	15	2:02.359	2:33.455			
20	46.532	3:02.398	26	1:23.151	2:41.756	20	1:58.444	2:41.628						
26	47.941	3:03.807	20	1:23.761	2:43.775									
21	1:02.211	3:18.077	21	1:52.192	2:56.527									

# MGA Trophy LAP CHART

(contd.)

Lap 6			Lap 7			Lap 8			Lap 9			Lap 10		
No	Behind	Laptime	No	Behind	Laptime	No	Behind	Laptime	No	Behind	Laptime	No	Behind	Laptime
36		2:07.178												
92	1.574	2:04.711												
62	5.884	2:06.432												
14	6.301	2:07.530												
11	1 LAP	2:37.801												
19	1 LAP	2:34.167												
15	1 LAP	2:34.669												
5	26.179	2:10.777												
17	29.919	2:11.847												
42	31.105	2:10.617												
8	35.598	2:13.281												
97	36.030	2:12.278												
24	41.342	2:15.774												
128	44.974	2:13.253												
7	53.623	2:18.454												
26	1 LAP	2:41.524												
20	1 LAP	2:41.520												
91	1:17.659	2:18.767												
39	1:27.146	2:18.878												
12	1:31.027	2:23.989												
74	1:31.725	2:22.498												
10	2:01.705	2:49.840												
40	2:13.920	2:26.874												
49	2:14.711	2:27.343												
29	2:16.779	2:27.846												
25	2:21.894	2:27.876												
21	1 LAP	3:01.617												



# MGCC TOTAL BUTLER Championship Race

## RACE RESULT - Race 12

POS	NO	CL	NAME	NAT	ENTRY	TIME	LAPS	GAP	MPH	BEST
1	67	B	Andrew YOUNG		MGC GT	12:54.338	6		62.96	2:06.202
2	31	B	Jonnie WHEELER		MGB	13:04.491	6	10.153	62.14	2:07.134
3	12	B	Pat FENN		MGB	13:10.009	6	15.671	61.71	2:04.353
4	45	C	Mike HARRIS		MGB	13:13.650	6	19.312	61.43	2:10.297
5	17	B	David BERESFORD		MGB GT V8	13:14.609	6	20.271	61.35	2:09.415
6	3	B	Conrad BOS		Austin Healey Sprite	13:15.322	6	20.984	61.30	2:08.831
7	15	C	James WALPOLE		MGB	13:28.650	6	34.312	60.29	2:10.496
8	61	B	Andrew BURROUGHS		MGB	13:31.653	6	37.315	60.06	2:11.987
9	14	B	Jeremy COTTINGHAM		MGB	13:34.726	6	40.388	59.84	2:09.526
10	75	B	John YEA		MG RV8	13:43.666	6	49.328	59.19	2:12.773
11	38	C	James DARBY		MGB GT	14:02.934	6	1:08.596	57.83	2:12.757
12	13	C	Peter HOUSE		MG T Type	14:10.822	6	1:16.484	57.30	2:18.612
13	24	C	Dave CALLENDER		Austin Healey Sprite	14:14.617	6	1:20.279	57.04	2:17.637
14	8	C	Stephen BARLOW		MG TC	14:24.859	6	1:30.521	56.37	2:19.909
15	29	C	James PITT		MGB	14:27.696	6	1:33.358	56.18	2:20.385
16	76	D	Paul RIGG		MGF VVC	14:32.429	6	1:38.091	55.88	2:18.635
17	22	D	Dave BROWN		MGF VVC	14:34.437	6	1:40.099	55.75	2:20.901
18	2	C	John BUSSEY		MG TC	14:45.786	6	1:51.448	55.04	2:21.791
19	56	B	Chrid ONEILL		MGB	14:46.703	6	1:52.365	54.98	2:22.146
20	58	B	Terry BURROWS		MGB	14:49.526	6	1:55.188	54.81	2:16.326
21	52	C	Andrew COX		MG TC	14:50.168	6	1:55.830	54.77	2:24.170
22	57	C	Paul EALES		MGB GT	15:03.431	6	2:09.093	53.96	2:22.757
23	42	B	Andrew PARROTT		MG Midget	15:13.342	6	2:19.004	53.38	2:22.895
24	62	C	Richard OWEN		MG Maestro	15:15.910	6	2:21.572	53.23	2:24.024
25	80	B	Robert BEASLEY		MG Midget	15:17.127	6	2:22.789	53.16	2:20.773
26	68	C	Charles HARMER		MG TF	15:25.839	6	2:31.501	52.66	2:22.813
27	5	C	John WREGHITT		MGB	13:03.985	5	1 LAP	51.86	2:31.079
28	59	C	Simon POLLEY		MG Midget	13:34.139	5	1 LAP	49.94	2:34.088

### NOT CLASSIFIED

78	C	Johnathan HARMER	MG TF	12:20.742	5	D.N.F.	54.88	2:22.341
1	B	David BROOKE	MGB GT	9:06.449	4	D.N.F.	59.58	2:10.606
85	C	Niall CAMPBELL	Rover Metro GTi	8:20.073	3	D.N.F.	48.92	2:30.993
41	B	James WHEELER	MGB		0	D.N.F.	N/A	

### FASTEST LAP

12	B	Pat FENN	MGB	2:04.353	4	65.10mph	104.78kph
45	C	Mike HARRIS	MGB	2:10.297	5	62.13mph	100.00kph
76	D	Paul RIGG	MGF VVC	2:18.635	5	58.40mph	93.98kph

Weather/Track - Raining/Wet

These results are provisional until the conclusion of any judicial and technical matters.

Silverstone Inter

Circuit Length = 2.2490 miles.

Start: 15:39 End: 15:52

Clerk of Course:	Stewards:	Timekeeper:
------------------	-----------	-------------

# MGCC TOTAL BUTLER Championship Race

## LAP CHART

Lap 1			Lap 2			Lap 3			Lap 4			Lap 5		
No	Behind	Laptime	No	Behind	Laptime	No	Behind	Laptime	No	Behind	Laptime	No	Behind	Laptime
67		2:15.644	67		2:06.202	67		2:07.515	67		2:07.124	67		2:07.915
31	2.184	2:17.828	31	4.664	2:08.682	31	5.275	2:08.126	31	5.285	2:07.134	59	1 LAP	2:41.128
45	4.192	2:19.836	45	8.990	2:11.000	12	9.557	2:07.577	12	6.786	2:04.353	31	8.022	2:10.652
14	5.770	2:21.414	12	9.495	2:08.043	45	11.781	2:10.306	45	16.034	2:11.377	12	12.287	2:13.416
12	7.654	2:23.298	14	10.689	2:11.121	14	12.700	2:09.526	14	17.042	2:11.466	45	18.416	2:10.297
15	8.361	2:24.005	17	13.093	2:09.717	17	14.993	2:09.415	17	17.704	2:09.835	17	19.589	2:09.800
17	9.578	2:25.222	15	13.762	2:11.603	15	16.743	2:10.496	15	20.840	2:11.221	3	22.091	2:08.831
61	10.422	2:26.066	3	16.417	2:12.024	3	18.858	2:09.956	3	21.175	2:09.441	14	22.689	2:13.562
3	10.595	2:26.239	61	18.228	2:14.008	61	23.768	2:13.055	61	28.631	2:11.987	15	26.558	2:13.633
75	14.383	2:30.027	1	22.875	2:13.037	1	25.966	2:10.606	1	29.964	2:11.122	61	33.615	2:12.899
38	14.807	2:30.451	75	24.531	2:16.350	75	30.788	2:13.772	75	36.437	2:12.773	75	42.882	2:14.360
1	16.040	2:31.684	58	29.770	2:16.326	58	39.492	2:17.237	58	48.820	2:16.452	38	59.007	2:15.848
13	17.486	2:33.130	13	30.495	2:19.211	13	41.592	2:18.612	38	51.074	2:12.757	13	1:05.037	2:19.382
58	19.646	2:35.290	24	32.527	2:17.637	24	43.713	2:18.701	13	53.570	2:19.102	58	1:06.455	2:25.550
24	21.092	2:36.736	8	37.523	2:20.743	38	45.441	2:15.177	24	57.027	2:20.438	24	1:08.798	2:19.686
8	22.982	2:38.626	38	37.779	2:29.174	8	51.021	2:21.013	8	1:03.834	2:19.937	8	1:15.828	2:19.909
22	24.508	2:40.152	29	42.183	2:22.411	29	55.891	2:21.223	29	1:09.422	2:20.655	29	1:21.892	2:20.385
29	25.974	2:41.618	22	43.971	2:25.665	22	59.378	2:22.922	22	1:13.155	2:20.901	76	1:25.559	2:18.635
78	26.469	2:42.113	78	45.270	2:25.003	78	1:00.096	2:22.341	76	1:14.839	2:19.725	22	1:26.753	2:21.513
52	26.866	2:42.510	52	45.655	2:24.991	56	1:01.403	2:22.146	56	1:16.545	2:22.266	56	1:34.334	2:25.704
2	29.000	2:44.644	56	46.772	2:22.361	76	1:02.238	2:21.734	78	1:17.591	2:24.619	2	1:34.888	2:24.750
76	29.454	2:45.098	76	48.019	2:24.767	2	1:02.875	2:21.791	2	1:18.053	2:22.302	78	1:36.342	2:26.666
56	30.613	2:46.257	2	48.599	2:25.801	52	1:03.295	2:25.155	52	1:20.341	2:24.170	52	1:37.569	2:25.143
68	33.166	2:48.810	68	55.247	2:28.283	80	1:13.351	2:20.849	80	1:27.000	2:20.773	57	1:49.823	2:25.272
80	33.842	2:49.486	80	1:00.017	2:32.377	68	1:16.567	2:28.835	68	1:32.256	2:22.813	68	1:51.102	2:26.761
5	39.093	2:54.737	57	1:00.483	2:27.565	57	1:16.833	2:23.865	57	1:32.466	2:22.757	42	2:03.419	2:28.747
57	39.120	2:54.764	5	1:04.484	2:31.593	42	1:26.816	2:28.894	42	1:42.587	2:22.895	80	2:04.560	2:45.475
85	39.808	2:55.452	85	1:04.599	2:30.993	5	1:28.048	2:31.079	62	1:49.041	2:24.576	62	2:07.486	2:26.360
42	40.642	2:56.286	42	1:05.437	2:30.997	62	1:31.589	2:27.273	5	1:53.256	2:32.332			
59	45.560	3:01.204	62	1:11.831	2:31.608	59	1:41.242	2:35.311						
62	46.425	3:02.069	59	1:13.446	2:34.088	85	1:50.712	2:53.628P						

# MGCC TOTAL BUTLER Championship Race LAP CHART

(contd.)

Lap 6			Lap 7			Lap 8			Lap 9			Lap 10		
No	Behind	Laptime	No	Behind	Laptime	No	Behind	Laptime	No	Behind	Laptime	No	Behind	Laptime
67		2:09.938												
5	1 LAP	2:34.244												
31	10.153	2:12.069												
12	15.671	2:13.322												
45	19.312	2:10.834												
17	20.271	2:10.620												
3	20.984	2:08.831												
15	34.312	2:17.692												
61	37.315	2:13.638												
59	1 LAP	2:42.408												
14	40.388	2:27.637												
75	49.328	2:16.384												
38	1:08.596	2:19.527												
13	1:16.484	2:21.385												
24	1:20.279	2:21.419												
8	1:30.521	2:24.631												
29	1:33.358	2:21.404												
76	1:38.091	2:22.470												
22	1:40.099	2:23.284												
2	1:51.448	2:26.498												
56	1:52.365	2:27.969												
58	1:55.188	2:58.671												
52	1:55.830	2:28.199												
57	2:09.093	2:29.208												
42	2:19.004	2:25.523												
62	2:21.572	2:24.024												
80	2:22.789	2:28.167												
68	2:31.501	2:50.337												

# MGCC MG X Power TF-ZR Trophy

## RACE RESULT - Race 13

POS	NO	CL	NAME	NAT	ENTRY	TIME	LAPS	GAP	MPH	BEST
1	99	B	Barry BENHAM		MG ZR	10:53.366	6		74.62	1:48.082
2	91	B	Peter FELIX		MG ZR	10:53.538	6	0.172	74.60	1:47.324
3	77	B	Malcolm GAMMONS		MG ZR	10:54.827	6	1.461	74.45	1:47.325
4	94	B	Paul WALLACE		MG ZR	10:55.036	6	1.670	74.43	1:47.732
5	95	B	Dean CLEMENTS		MG ZR	11:06.428	6	13.062	73.15	1:49.097
6	87	B	Colin ROBERTSON		MG ZR	11:09.935	6	16.569	72.77	1:49.119
7	96	B	Andy FELLO		MG ZR	11:10.387	6	17.021	72.72	1:48.622
8	1	A	Mark ROBERTS		MG TF	11:19.547	6	26.181	71.74	1:50.881
9	88	B	Mark GIBBONS		MG ZR	11:19.962	6	26.596	71.70	1:48.759
10	76	B	Benjamin JACQUES		MG ZR	11:27.223	6	33.857	70.94	1:50.246
11	5	A	Elliot MASON		MG TF	11:30.050	6	36.684	70.65	1:50.680
12	85	B	Sean PETERS		MG ZR	11:30.763	6	37.397	70.58	1:51.739
13	8	A	Ross WOODHOUSE		MG TF	11:39.132	6	45.766	69.73	1:54.096
14	6	A	Goff HOLMES		MG TF	11:41.822	6	48.456	69.46	1:53.996
15	83	B	David COULTHARD		MG ZR	11:42.236	6	48.870	69.42	1:52.953
16	22	A	Matthew HENNINGS		MG TF	12:11.164	6	1:17.798	66.68	1:56.301
17	21	A	Paul PHIPPS		MG TF	12:33.512	6	1:40.146	64.70	1:59.728
18	24	A	Mark RAYMENT		MG TF	12:35.601	6	1:42.235	64.52	1:59.124
19	13	A	Andrew STEEL		MG TF	12:55.460	6	2:02.094	62.87	2:00.258

### NOT CLASSIFIED

12	A	David PIERCE		MG TF	5:56.519	3	D.N.F.	68.62	1:55.589
20	A	Robert DAY		MG TF		0	D.N.F.	N/A	

### FASTEST LAP

91	B	Peter FELIX		MG ZR	1:47.324	3	75.43mph	121.40kph
5	A	Elliot MASON		MG TF	1:50.680	4	73.15mph	117.72kph

Weather/Track - Cloudy/Dry

These results are provisional until the conclusion of any judicial and technical matters.

Silverstone Inter  
Circuit Length = 2.2490 miles.  
Start: 16:14 End: 16:25

Clerk of Course:	Stewards:	Timekeeper:
------------------	-----------	-------------

# MGCC MG X Power TF-ZR Trophy

## LAP CHART

Lap 1			Lap 2			Lap 3			Lap 4			Lap 5		
No	Behind	Laptime	No	Behind	Laptime	No	Behind	Laptime	No	Behind	Laptime	No	Behind	Laptime
99		1:50.746	99		1:48.322	99		1:48.082	99		1:48.456	99		1:48.716
91	1.068	1:51.814	91	1.409	1:48.663	91	0.651	1:47.324	91	0.484	1:48.289	91	0.324	1:48.556
94	1.887	1:52.633	94	2.522	1:48.957	94	2.347	1:47.907	94	1.623	1:47.732	94	1.272	1:48.365
95	3.484	1:54.230	77	3.506	1:48.170	77	3.672	1:48.248	77	2.541	1:47.325	77	1.902	1:48.077
77	3.658	1:54.404	95	6.153	1:50.991	95	8.765	1:50.694	95	11.095	1:50.786	95	13.009	1:50.630
96	6.483	1:57.229	96	9.222	1:51.061	96	11.957	1:50.817	96	12.123	1:48.622	96	13.163	1:49.756
87	7.850	1:58.596	87	10.948	1:51.420	87	12.808	1:49.942	87	13.471	1:49.119	87	14.066	1:49.311
1	11.124	2:01.870	1	15.370	1:52.568	88	17.322	1:48.931	1	22.103	1:51.028	1	24.268	1:50.881
8	12.981	2:03.727	88	16.473	1:50.732	1	19.531	1:52.243	5	25.371	1:50.680	88	26.881	1:49.487
12	13.729	2:04.475	5	17.757	1:52.229	5	23.147	1:53.472	88	26.110	1:57.244	76	30.660	1:50.869
5	13.850	2:04.596	8	20.463	1:55.804	76	23.508	1:50.246	76	28.507	1:53.455	5	34.124	1:57.469
88	14.063	2:04.809	12	20.996	1:55.589	8	26.477	1:54.096	85	31.150	1:52.446	85	34.702	1:52.268
85	15.214	2:05.960	76	21.344	1:53.083	85	27.160	1:52.772	8	32.307	1:54.286	8	38.385	1:54.794
6	16.103	2:06.849	85	22.470	1:55.578	12	29.369	1:56.455	6	37.000	1:55.102	6	43.504	1:55.220
76	16.583	2:07.329	6	24.309	1:56.528	6	30.354	1:54.127	83	39.503	1:55.064	83	44.961	1:54.174
83	17.981	2:08.727	83	26.007	1:56.348	83	32.895	1:54.970	22	1:00.573	1:57.891	22	1:10.541	1:58.684
24	27.971	2:18.717	22	40.659	2:00.760	22	51.138	1:58.561	21	1:16.000	2:03.906	21	1:29.462	2:02.178
22	28.221	2:18.967	24	46.701	2:07.052	21	1:00.550	2:01.589	24	1:19.990	2:04.147	24	1:32.155	2:00.881
21	29.318	2:20.064	21	47.043	2:06.047	24	1:04.299	2:05.680	13	1:26.473	2:10.225	13	1:38.015	2:00.258
13	30.591	2:21.337	13	47.635	2:05.366	13	1:04.704	2:05.151						

# MGCC MG X Power TF-ZR Trophy LAP CHART

(contd.)

Lap 6			Lap 7			Lap 8			Lap 9			Lap 10		
No	Behind	Laptime	No	Behind	Laptime	No	Behind	Laptime	No	Behind	Laptime	No	Behind	Laptime
99		1:49.044												
91	0.172	1:48.892												
77	1.461	1:48.603												
94	1.670	1:49.442												
95	13.062	1:49.097												
87	16.569	1:51.547												
96	17.021	1:52.902												
1	26.181	1:50.957												
88	26.596	1:48.759												
76	33.857	1:52.241												
5	36.684	1:51.604												
85	37.397	1:51.739												
8	45.766	1:56.425												
6	48.456	1:53.996												
83	48.870	1:52.953												
22	1:17.798	1:56.301												
21	1:40.146	1:59.728												
24	1:42.235	1:59.124												
13	2:02.094	2:13.123												

# Power Torque Morgan Motor Company Challenge

## RACE RESULT - Race 14

POS	NO	CL	NAME	NAT	ENTRY	TIME	LAPS	GAP	MPH	BEST
1	129	A	Keith ALHERS		+8	12:00.825	6		67.63	1:57.474
2	54	B	Peter HORSMAN		+8	12:04.981	6	4.156	67.25	1:58.613
3	65	B	Andy GREEN		+8	12:22.977	6	22.152	65.62	1:58.283
4	13	B	Chris ACKLAM		+8	12:24.812	6	23.987	65.45	1:59.690
5	72	E	Russell PATTERSON		Roadster	12:26.909	6	26.084	65.27	2:00.078
6	37	B	Tony LEES		+8	12:28.284	6	27.459	65.15	2:00.805
7	39	C	Simon OREBI GANN		Roadster	12:49.247	6	48.422	63.38	2:04.213
8	19	C	Brett SYNDERCOMBE		+8	13:04.769	6	1:03.944	62.12	2:06.125
9	69	B	Phil HOLLINS		+8	13:05.946	6	1:05.121	62.03	2:08.031
10	74	E	Ray HIGGS		Roadster	13:17.577	6	1:16.752	61.12	2:07.366
11	17	D	Jack BELLINGER		+8	13:22.931	6	1:22.106	60.72	2:09.880
12	16	A	Richard PLANT		+8	13:34.433	6	1:33.608	59.86	2:09.132
13	117	D	Mary LINDSAY		+8	13:43.468	6	1:42.643	59.20	2:13.456
14	8	C	Leigh SEBBA		+8	13:44.011	6	1:43.186	59.16	2:10.838
15	171	D	Kelvin LAIDLAW		+8	13:46.361	6	1:45.536	58.99	2:12.189
16	11	D	David JAMES		+4	13:49.516	6	1:48.691	58.77	2:13.541
17	176	E	Andrew THOMPSON		Roadster	14:11.786	6	2:10.961	57.23	2:13.885
18	73	E	John EMBERSON		Roadster	14:52.458	6	2:51.633	54.63	2:19.490

### FASTEST LAP

129	A	Keith ALHERS	+8	1:57.474	3	68.92mph	110.91kph
65	B	Andy GREEN	+8	1:58.283	6	68.44mph	110.15kph
72	E	Russell PATTERSON	Roadster	2:00.078	6	67.42mph	108.51kph
39	C	Simon OREBI GANN	Roadster	2:04.213	5	65.18mph	104.89kph
17	D	Jack BELLINGER	+8	2:09.880	4	62.33mph	100.32kph

Weather/Track - Cloudy/Wet

These results are provisional until the conclusion of any judicial and technical matters.

Silverstone Inter

Circuit Length = 2.2490 miles.

Start: 16:39 End: 16:51

Clerk of Course:	Stewards:	Timekeeper:
------------------	-----------	-------------

# Power Torque Morgan Motor Company Challenge

## LAP CHART

Lap 1			Lap 2			Lap 3			Lap 4			Lap 5		
No	Behind	Laptime	No	Behind	Laptime	No	Behind	Laptime	No	Behind	Laptime	No	Behind	Laptime
129		2:08.402	129		1:58.875	129		1:57.474	129		1:58.568	129		1:58.047
54	1.701	2:10.103	54	2.280	1:59.454	54	3.491	1:58.685	54	3.567	1:58.644	54	5.002	1:59.482
13	3.610	2:12.012	13	9.797	2:05.062	13	16.210	2:03.887	13	19.909	2:02.267	65	23.328	2:01.051
72	4.838	2:13.240	72	10.900	2:04.937	65	17.280	2:03.186	65	20.324	2:01.612	13	23.756	2:01.894
37	6.004	2:14.406	65	11.568	2:03.007	72	18.116	2:04.690	72	21.571	2:02.023	72	25.465	2:01.941
65	7.436	2:15.838	37	12.276	2:05.147	37	18.587	2:03.785	37	22.163	2:02.144	37	26.113	2:01.997
39	11.641	2:20.043	39	20.295	2:07.529	39	30.163	2:07.342	39	37.147	2:05.552	39	43.313	2:04.213
69	13.679	2:22.081	69	23.305	2:08.501	69	35.651	2:09.820	69	46.501	2:09.418	69	56.485	2:08.031
19	14.866	2:23.268	19	24.698	2:08.707	19	36.497	2:09.273	19	47.701	2:09.772	19	57.278	2:07.624
74	18.750	2:27.152	74	32.624	2:12.749	74	47.077	2:11.927	74	58.257	2:09.748	74	1:07.576	2:07.366
117	19.952	2:28.354	17	34.285	2:12.844	17	47.979	2:11.168	17	59.291	2:09.880	17	1:11.219	2:09.975
17	20.316	2:28.718	117	35.306	2:14.229	117	53.877	2:16.045	16	1:09.349	2:11.965	16	1:23.935	2:12.633
176	21.157	2:29.559	176	36.167	2:13.885	16	55.952	2:12.290	117	1:11.896	2:16.587	117	1:28.646	2:14.797
171	23.261	2:31.663	171	39.830	2:15.444	171	59.682	2:17.326	171	1:15.770	2:14.656	8	1:31.807	2:13.714
8	23.813	2:32.215	16	41.136	2:13.040	8	1:00.136	2:15.290	8	1:16.140	2:14.572	171	1:32.806	2:15.083
11	24.291	2:32.693	8	42.320	2:17.382	11	1:01.924	2:15.289	11	1:17.969	2:14.613	11	1:34.609	2:14.687
73	26.729	2:35.131	11	44.109	2:18.693	73	1:12.056	2:22.186	73	1:35.211	2:21.723	176	1:55.013	2:16.556
16	26.971	2:35.373	73	47.344	2:19.490	176	1:19.704	2:41.011	176	1:36.504	2:15.368	73	1:58.841	2:21.677



# Power Torque Morgan Motor Company Challenge LAP CHART

(contd.)

Lap 6			Lap 7			Lap 8			Lap 9			Lap 10		
No	Behind	Laptime	No	Behind	Laptime	No	Behind	Laptime	No	Behind	Laptime	No	Behind	Laptime
129		1:59.459												
54	4.156	1:58.613												
65	22.152	1:58.283												
13	23.987	1:59.690												
72	26.084	2:00.078												
37	27.459	2:00.805												
39	48.422	2:04.568												
19	1:03.944	2:06.125												
69	1:05.121	2:08.095												
74	1:16.752	2:08.635												
17	1:22.106	2:10.346												
16	1:33.608	2:09.132												
117	1:42.643	2:13.456												
8	1:43.186	2:10.838												
171	1:45.536	2:12.189												
11	1:48.691	2:13.541												
176	2:10.961	2:15.407												
73	2:51.633	2:52.251P												