



"Le Weekend 2005"

Circuit de Croix en Ternois

2nd & 3rd July 2005



Results Provided by MST Sports Timing Ltd
www.msttiming.com

2005 PlayStation - Ginetta GT Junior Championshi QUALIFYING - RACE 1

POS	NO	CL	DRIVER	NAT	CAR	TIME	LAPS	GAP	MPH
1	40		Luciano BACHETA		Ginetta G20 GT4	1:14.816	16		56.77
2	5		James HARRISON		Ginetta G20	1:16.062	14	1.246	55.84
3	50		Toby kane NEWTON		Ginetta G20	1:16.512	11	1.696	55.52
4	46		Robert GAFFNEY		Ginetta G20 GT4	1:16.748	15	1.932	55.35
5	2		Chloe EDWARDS		Ginetta G20 GT4	1:20.785	13	5.969	52.58
6	44		Michal RZADKIEWICZ		Ginetta G20 GT4	1:25.262	14	10.446	49.82

Weather / Track : Raining / Wet

These results are provisional until the conclusion of any judicial and technical matters.

Croix
Circuit Length = 1.1800 miles.
Start: 09:02 End: 09:22

Clerk of Course:	Stewards:	Timekeeper:
------------------	-----------	-------------

2005 PlayStation - Ginetta GT Junior Championshi

LAP ANALYSIS - RACE 1

2	Chloe EDWARDS	Ginetta G20 GT4			
1 -	X:00.000	6 -	1:25.070	11 -	1:24.357
2 -	1:27.898	7 -	1:23.286	12 -	1:22.289
3 -	1:24.317	8 -	1:22.336	13 -	1:22.417
4 -	1:20.785	9 -	1:24.192		
5 -	1:21.701	10 -	1:22.552		
5	James HARRISON	Ginetta G20			
1 -	8:39.195	6 -	3:37.207	11 -	1:16.929
2 -	1:21.665	7 -	1:16.618	12 -	1:16.062
3 -	1:17.662	8 -	1:16.668	13 -	1:18.427
4 -	1:17.460	9 -	1:19.529	14 -	1:16.371
5 -	1:16.879	10 -	1:18.765		
40	Luciano BACHETA	Ginetta G20 GT4			
1 -	8:41.576	6 -	1:16.425	11 -	1:15.807
2 -	1:17.594	7 -	1:14.816	12 -	1:15.988
3 -	1:16.695	8 -	1:16.402	13 -	1:15.809
4 -	1:16.758	9 -	1:15.405	14 -	1:15.602
5 -	1:15.819	10 -	1:15.324	15 -	1:15.460
44	Michal RZADKIEWICZ	Ginetta G20 GT4			
1 -	9:05.657	6 -	1:25.856	11 -	1:25.802
2 -	1:32.655	7 -	1:25.445	12 -	1:26.392
3 -	1:28.505	8 -	1:26.988	13 -	1:27.589
4 -	1:27.894	9 -	1:27.811	14 -	1:25.262
5 -	1:26.843	10 -	1:26.780		
46	Robert GAFFNEY	Ginetta G20 GT4			
1 -	9:17.341	6 -	1:17.816	11 -	1:17.460
2 -	1:21.011	7 -	1:24.591	12 -	1:17.698
3 -	1:16.748	8 -	1:18.413	13 -	1:17.400
4 -	1:18.611	9 -	1:18.581	14 -	1:17.672
5 -	1:17.199	10 -	1:17.713	15 -	1:18.614
50	Toby kane NEWTON	Ginetta G20			
1 -	8:38.350	6 -	4:45.907	11 -	1:17.333
2 -	1:18.442	7 -	1:17.571		
3 -	1:19.709	8 -	1:16.712		
4 -	1:17.490	9 -	1:17.427		
5 -	1:16.512	10 -	4:16.399		

2005 PlayStation - Ginetta GT Junior Championshi

GRID - RACE 1

ROW
3

1:20.785 2 EDWARDS	1:25.262 44 RZADKIEWICZ
-----------------------	----------------------------


ROW
2

1:16.512 50 NEWTON	1:16.748 46 GAFFNEY
-----------------------	------------------------

ROW
1

1:14.816 40 BACHETA	1:16.062 5 HARRISON
------------------------	------------------------

POLE



Weather / Track : Raining / Wet

These results are provisional until the conclusion of any judicial and technical matters.

Croix

Circuit Length = 1.1800 miles.

Start: 09:02 End: 09:22

Clerk of Course:

Stewards:

Timekeeper:

2005 PlayStation - Ginetta GT Junior Championshi

RACE CLASSIFICATION - RACE 1

POS	NO	CL	DRIVER	NAT	CAR	TIME	LAPS	GAP	MPH	BEST
1	40		Luciano BACHETA		Ginetta G20 GT4	10:38.166	9		58.89	1:09.614
2	46		Robert GAFFNEY		Ginetta G20 GT4	10:40.607	9	2.441	58.66	1:09.686
3	50		Toby kane NEWTON		Ginetta G20	10:41.272	9	3.106	58.60	1:09.733
4	5		James HARRISON		Ginetta G20	10:49.471	9	11.305	57.86	1:10.130
NOT CLASSIFIED										
44			Michal RZADKIEWICZ		Ginetta G20 GT4	10:35.623	8	D.N.F.	52.44	1:17.896
2			Chloe EDWARDS		Ginetta G20 GT4	2:53.788	2	D.N.F.	45.15	2:53.788
FASTEST LAP										
40			Luciano BACHETA		Ginetta G20 GT4	1:09.614	4	61.02mph		98.20kph

Race Stopped

Weather / Track : Sunny / Dry

These results are provisional until the conclusion of any judicial and technical matters.

Croix

Circuit Length = 1.1800 miles.

Start: 13:52 End: 14:02

Clerk of Course:	Stewards:	Timekeeper:
------------------	-----------	-------------

2005 PlayStation - Ginetta GT Junior Championshi
LAP CHART - RACE 1

Lap 1			Lap 2			Lap 3			Lap 4			Lap 5		
No	Behind	Laptime	No	Behind	Laptime	No	Behind	Laptime	No	Behind	Laptime	No	Behind	Laptime
40		2:27.887	46		2:28.158	40		1:09.641	40		1:09.614	46		1:09.742
			50	0.922	2:29.080	46	0.513	1:09.883	46	0.585	1:09.686	40	0.308	1:10.635
			5	1.166	2:29.324	50	1.285	1:09.733	50	1.648	1:09.977	50	1.108	1:09.787
			44	15.667	2:43.825	5	1.926	1:10.130	5	3.457	1:11.145	5	4.886	1:11.756
			2	25.630	2:53.788	44	25.310	1:19.013	44	34.317	1:18.621	44	42.504	1:18.514

Race Stopped
Weather / Track : Sunny / Dry

Croix
Circuit Length = 1.1800 miles.
Start: 13:52 End: 14:02

**2005 PlayStation - Ginetta GT Junior Championshi
LAP CHART - RACE 1**

(contd.)

Lap 6			Lap 7			Lap 8			Lap 9			Lap 10		
No	Behind	Laptime	No	Behind	Laptime	No	Behind	Laptime	No	Behind	Laptime	No	Behind	Laptime
40		1:09.675	40		1:10.146	40		1:10.812	40		1:09.756			
46	0.617	1:10.600	46	1.316	1:10.845	46	1.492	1:10.988	46	2.441	1:10.705			
50	1.579	1:10.454	50	2.020	1:10.587	50	2.300	1:11.092	50	3.106	1:10.562			
5	6.757	1:11.854	5	8.926	1:12.315	5	9.657	1:11.543	5	11.305	1:11.404			
44	51.845	1:19.324	44	1:00.129	1:18.430	44	1:07.213	1:17.896						

Race Stopped
Weather / Track : Sunny / Dry

Croix
Circuit Length = 1.1800 miles.
Start: 13:52 End: 14:02

2005 PlayStation - Ginetta GT Junior Championshi

RACE CLASSIFICATION - RACE 10

POS	NO	CL	DRIVER	NAT	CAR	TIME	LAPS	GAP	MPH	BEST
1	40		Luciano BACHETA		Ginetta G20 GT4	17:30.459	15		60.04	1:09.323
2	5		James HARRISON		Ginetta G20	17:33.983	15	3.524	59.84	1:09.454
3	46		Robert GAFFNEY		Ginetta G20 GT4	17:36.034	15	5.575	59.72	1:09.416
4	50		Toby kane NEWTON		Ginetta G20	17:36.448	15	5.989	59.70	1:09.406
5	44		Michal RZADKIEWICZ		Ginetta G20 GT4	18:39.812	15	1:09.353	56.32	1:12.077
6	2		Chloe EDWARDS		Ginetta G20 GT4	17:39.817	14	1 LAP	55.50	1:12.100

FASTEST LAP									
40			Luciano BACHETA		Ginetta G20 GT4	1:09.323	4	61.27mph	98.61kph

Weather / Track : Sunny / Dry

These results are provisional until the conclusion of any judicial and technical matters.

Croix

Circuit Length = 1.1800 miles.

Start: 10:48 End: 11:05

Clerk of Course:	Stewards:	Timekeeper:
------------------	-----------	-------------

2005 PlayStation - Ginetta GT Junior Championshi
LAP CHART - RACE 10

Lap 1			Lap 2			Lap 3			Lap 4			Lap 5		
No	Behind	Laptime	No	Behind	Laptime	No	Behind	Laptime	No	Behind	Laptime	No	Behind	Laptime
40		1:14.880	40		1:09.931	40		1:09.596	40		1:09.323	40		1:09.698
5	0.492	1:15.372	5	0.589	1:10.028	5	1.256	1:10.263	5	1.788	1:09.855	5	2.295	1:10.205
46	0.907	1:15.787	46	1.599	1:10.623	46	2.555	1:10.552	46	3.664	1:10.432	46	3.812	1:09.846
50	1.968	1:16.848	50	2.600	1:10.563	50	3.000	1:09.996	50	4.179	1:10.502	50	4.237	1:09.756
44	7.668	1:22.548	44	13.402	1:15.665	2	18.647	1:14.540	2	21.424	1:12.100	2	25.699	1:13.973
2	8.089	1:22.969	2	13.703	1:15.545	44	20.224	1:16.418	44	24.337	1:13.436	44	27.558	1:12.919

**2005 PlayStation - Ginetta GT Junior Championshi
LAP CHART - RACE 10**

(contd.)

Lap 6			Lap 7			Lap 8			Lap 9			Lap 10		
No	Behind	Laptime	No	Behind	Laptime	No	Behind	Laptime	No	Behind	Laptime	No	Behind	Laptime
40		1:09.726	40		1:09.372	40		1:09.430	40		1:10.041	40		1:09.578
5	2.023	1:09.454	5	2.338	1:09.687	5	2.767	1:09.859	5	2.388	1:09.662	5	2.603	1:09.793
46	3.955	1:09.869	46	4.776	1:10.193	46	5.625	1:10.279	46	5.421	1:09.837	46	5.924	1:10.081
50	4.344	1:09.833	50	5.316	1:10.344	50	6.125	1:10.239	50	5.918	1:09.834	50	6.598	1:10.258
2	29.750	1:13.777	2	33.297	1:12.919	2	37.215	1:13.348	2	39.974	1:12.800	2	43.868	1:13.472
44	31.466	1:13.634	44	35.117	1:13.023	44	38.553	1:12.866	44	50.988	1:22.476	44	53.640	1:12.230

2005 PlayStation - Ginetta GT Junior Championshi

LAP CHART - RACE 10

(contd.)

Lap 11			Lap 12			Lap 13			Lap 14			Lap 15		
No	Behind	Laptime	No	Behind	Laptime	No	Behind	Laptime	No	Behind	Laptime	No	Behind	Laptime
40		1:09.487	40		1:09.541	40		1:09.572	40		1:09.970	40		1:10.314
5	2.677	1:09.561	5	3.164	1:10.028	5	3.811	1:10.219	5	4.230	1:10.389	5	3.524	1:09.608
46	6.329	1:09.892	46	6.596	1:09.808	46	6.440	1:09.416	2	1 LAP	1:32.356	46	5.575	1:09.681
50	6.765	1:09.654	50	7.017	1:09.793	50	6.856	1:09.411	46	6.208	1:09.738	50	5.989	1:09.406
2	49.549	1:15.168	2	53.078	1:13.070	44	1:03.342	1:13.868	50	6.897	1:10.011	2	1 LAP	1:13.780
44	56.230	1:12.077	44	59.046	1:12.357				44	1:06.704	1:13.332	44	1:09.353	1:12.963

Milltek Sport BMW Challenge Series

QUALIFYING - RACE 2

POS	NO	CL	DRIVER	NAT	CAR	TIME	LAPS	GAP	MPH
1	82		Craig JAMIESON		BMW 320	1:15.288	15		56.42
2	4		Alan WILEMAN		BMW 320	1:15.568	15	0.280	56.21
3	72		Andy BAYLIE		BMW 320	1:15.573	15	0.285	56.21
4	32		Simon LAMBERT		BMW 320	1:15.861	15	0.573	55.99
5	22		Liam CRILLY		BMW 318	1:15.935	13	0.647	55.94
6	57		George HAYNES		BMW 320	1:16.643	15	1.355	55.42
7	41		Chris BRINKLEY		BMW 320	1:17.058	14	1.770	55.12
8	73		Dave MULLENDER		BMW 320	1:17.535	15	2.247	54.78
9	50		Andrew PARTRIDGE		BMW 320	1:17.893	14	2.605	54.53
10	21		Andrew BUSBY		BMW 318i	1:17.965	12	2.677	54.48
11	65		James KNIGHT		BMW 320	1:18.156	15	2.868	54.35
12	79		Michael KIDMAN		BMW 318	1:19.583	14	4.295	53.37
13	75		Steve LONGWORTH		BMW 318	1:19.653	14	4.365	53.33
14	62		Richard CORMODE		BMW 320	1:19.870	12	4.582	53.18

Weather / Track : Sunny / Dry

These results are provisional until the conclusion of any judicial and technical matters.

Croix

Circuit Length = 1.1800 miles.

Start: 09:26 End: 09:49

Clerk of Course:

Stewards:

Timekeeper:

Milltek Sport BMW Challenge Series LAP ANALYSIS - RACE 2

4	Alan WILEMAN	BMW 320
1 - 1:22.349	6 - 1:17.597	11 - 1:16.037
2 - 1:18.209	7 - 1:16.765	12 - 1:15.593
3 - 1:18.205	8 - 5:35.616	13 - 1:16.102
4 - 1:18.450	9 - 1:16.728	14 - 1:15.568
5 - 1:17.070	10 - 1:16.128	15 - 1:18.486
21	Andrew BUSBY	BMW 318i
1 - 1:34.416	6 - 5:18.779	11 - 1:31.838
2 - 1:22.200	7 - 1:19.834	12 - 1:17.965
3 - 4:04.490	8 - 1:19.604	
4 - 1:20.562	9 - 1:19.630	
5 - 1:19.951	10 - 1:19.165	
22	Liam CRILLY	BMW 318
1 - 1:43.428	6 - 1:17.345	11 - 1:17.359
2 - 1:18.781	7 - 1:18.141	12 - 1:15.935
3 - 1:18.320	8 - 5:22.152	13 - 1:22.612
4 - 1:18.055	9 - 1:17.754	
5 - 1:17.249	10 - 1:16.331	
32	Simon LAMBERT	BMW 320
1 - 1:44.978	6 - 1:17.387	11 - 1:16.663
2 - 1:19.310	7 - 1:17.128	12 - 1:16.156
3 - 1:18.443	8 - 5:22.493	13 - 1:17.283
4 - 1:17.891	9 - 1:17.832	14 - 1:15.861
5 - 1:17.057	10 - 1:16.386	15 - 1:17.295
41	Chris BRINKLEY	BMW 320
1 - 1:47.593	6 - 1:19.963	11 - 1:17.058
2 - 1:21.260	7 - 6:36.226	12 - 1:18.092
3 - 1:19.537	8 - 1:19.287	13 - 1:19.620
4 - 1:20.601	9 - 1:19.006	14 - 1:19.148
5 - 1:18.362	10 - 1:20.441	
50	Andrew PARTRIDGE	BMW 320
1 - 1:59.803	6 - 1:18.950	11 - 1:18.376
2 - 1:28.612	7 - 5:50.906	12 - 1:18.926
3 - 1:26.506	8 - 1:19.256	13 - 1:19.002
4 - 1:19.801	9 - 1:18.729	14 - 1:17.893
5 - 1:18.989	10 - 1:19.970	
57	George HAYNES	BMW 320
1 - 1:39.840	6 - 1:18.230	11 - 1:17.364
2 - 1:20.270	7 - 1:17.572	12 - 1:17.859
3 - 1:20.100	8 - 5:20.901	13 - 1:18.126
4 - 1:19.751	9 - 1:18.380	14 - 1:16.864
5 - 1:19.852	10 - 1:17.452	15 - 1:16.643

Milltek Sport BMW Challenge Series

LAP ANALYSIS - RACE 2

(contd.)

62	Richard CORMODE		BMW 320
1 - 1:49.209	6 - 1:23.661	11 - 1:21.391	
2 - 1:30.318	7 - 5:52.166	12 - 1:19.870	
3 - 1:25.907	8 - 1:26.571		
4 - 1:24.002	9 - 1:22.622		
5 - 1:24.370	10 - 1:25.477		
65	James KNIGHT		BMW 320
1 - 1:24.513	6 - 1:19.326	11 - 1:20.059	
2 - 1:22.118	7 - 1:21.337	12 - 1:19.000	
3 - 1:20.766	8 - 5:26.269	13 - 1:18.767	
4 - 1:24.326	9 - 1:20.203	14 - 1:19.723	
5 - 1:20.385	10 - 1:19.522	15 - 1:18.156	
72	Andy BAYLIE		BMW 320
1 - 1:28.462	6 - 1:17.790	11 - 1:17.232	
2 - 1:21.641	7 - 1:17.311	12 - 1:16.178	
3 - 1:19.666	8 - 5:28.651	13 - 1:17.931	
4 - 1:19.745	9 - 1:17.971	14 - 1:15.573	
5 - 1:18.372	10 - 1:17.479	15 - 1:15.801	
73	Dave MULLENDER		BMW 320
1 - 1:46.315	6 - 1:22.753	11 - 1:22.581	
2 - 1:21.940	7 - 1:19.603	12 - 1:19.483	
3 - 1:19.356	8 - 5:13.975	13 - 1:18.323	
4 - 1:19.072	9 - 1:18.382	14 - 1:17.535	
5 - 1:19.546	10 - 1:19.849	15 - 1:19.139	
75	Steve LONGWORTH		BMW 318
1 - 1:47.879	6 - 1:19.653	11 - 1:20.749	
2 - 1:22.989	7 - 6:09.740	12 - 1:26.765	
3 - 1:20.358	8 - 1:21.148	13 - 1:19.753	
4 - 1:20.332	9 - 1:21.926	14 - 1:21.602	
5 - 1:20.232	10 - 1:23.866		
79	Michael KIDMAN		BMW 318
1 - 1:51.128	6 - 1:21.183	11 - 1:19.583	
2 - 1:25.619	7 - 6:05.974	12 - 1:22.122	
3 - 1:21.294	8 - 1:21.259	13 - 1:20.578	
4 - 1:21.194	9 - 1:22.313	14 - 1:20.992	
5 - 1:21.659	10 - 1:20.851		
82	Craig JAMIESON		BMW 320
1 - 1:24.911	6 - 1:16.901	11 - 1:16.022	
2 - 1:18.885	7 - 1:17.152	12 - 1:15.888	
3 - 1:18.372	8 - 5:34.591	13 - 1:15.905	
4 - 1:17.543	9 - 1:19.313	14 - 1:15.288	
5 - 1:16.961	10 - 1:17.529	15 - 1:16.629	

Milltek Sport BMW Challenge Series
GRID - RACE 2

ROW 7	1:19.653 75 LONGWORTH	1:19.870 62 CORMODE
ROW 6	1:18.156 65 KNIGHT	1:19.583 79 KIDMAN
ROW 5	1:17.893 50 PARTRIDGE	1:17.965 21 BUSBY
ROW 4	1:17.058 41 BRINKLEY	1:17.535 73 MULLENDER
ROW 3	1:15.935 22 CRILLY	1:16.643 57 HAYNES
ROW 2	1:15.573 72 BAYLIE	1:15.861 32 LAMBERT
ROW 1	1:15.288 82 JAMIESON	1:15.568 4 WILEMAN
POLE		

Weather / Track : Sunny / Dry
 These results are provisional until the conclusion of any judicial and technical matters.

Clerk of Course:	Stewards:	Timekeeper:
------------------	-----------	-------------

Milltek Sport BMW Challenge Series

RACE CLASSIFICATION - RACE 2

POS	NO	CL	DRIVER	NAT	CAR	TIME	LAPS	GAP	MPH	BEST
1	4		Alan WILEMAN		BMW 320	13:57.708	12		60.07	1:08.345
2	32		Simon LAMBERT		BMW 320	13:57.984	12	0.276	60.05	1:08.399
3	82		Craig JAMIESON		BMW 320	13:58.736	12	1.028	60.00	1:08.285
4	22		Liam CRILLY		BMW 318	13:59.438	12	1.730	59.95	1:08.220
5	57		George HAYNES		BMW 320	14:00.733	12	3.025	59.86	1:08.800
6	72		Andy BAYLIE		BMW 320	14:02.893	12	5.185	59.70	1:09.111
7	65		James KNIGHT		BMW 320	14:06.945	12	9.237	59.42	1:09.305
8	73		Dave MULLENDER		BMW 320	14:10.186	12	12.478	59.19	1:09.546
9	50		Andrew PARTRIDGE		BMW 320	14:10.492	12	12.784	59.17	1:09.592
10	41		Chris BRINKLEY		BMW 320	14:13.450	12	15.742	58.97	1:09.176
11	79		Michael KIDMAN		BMW 318	14:41.082	12	43.374	57.12	1:12.076
12	75		Steve LONGWORTH		BMW 318	14:43.908	12	46.200	56.93	1:12.191
13	62		Richard CORMODE		BMW 320	14:57.960	12	1:00.252	56.04	1:12.645
FASTEST LAP										
	22		Liam CRILLY		BMW 318	1:08.220	12	62.26mph	100.21kph	

Weather / Track : Cloudy / Damp

These results are provisional until the conclusion of any judicial and technical matters.

Croix

Circuit Length = 1.1800 miles.

Start: 14:31 End: 14:46

Clerk of Course:	Stewards:	Timekeeper:

Milltek Sport BMW Challenge Series

LAP CHART - RACE 2

Lap 1			Lap 2			Lap 3			Lap 4			Lap 5		
No	Behind	Laptime	No	Behind	Laptime	No	Behind	Laptime	No	Behind	Laptime	No	Behind	Laptime
4		1:14.168	4		1:08.345	4		1:09.005	4		1:10.340	4		1:10.067
82	0.271	1:14.439	82	0.245	1:08.319	82	0.254	1:09.014	82	0.339	1:10.425	82	0.385	1:10.113
32	0.985	1:15.153	32	1.039	1:08.399	32	0.770	1:08.736	32	0.711	1:10.281	32	1.050	1:10.406
72	1.525	1:15.693	22	2.045	1:08.570	22	1.993	1:08.953	22	1.117	1:09.464	22	1.192	1:10.142
22	1.820	1:15.988	72	2.291	1:09.111	72	2.684	1:09.398	72	2.718	1:10.374	72	2.848	1:10.197
57	2.304	1:16.472	57	2.997	1:09.038	57	3.465	1:09.473	57	3.372	1:10.247	57	3.403	1:10.098
41	3.087	1:17.255	41	4.277	1:09.535	41	4.448	1:09.176	41	4.151	1:10.043	41	4.380	1:10.296
65	3.716	1:17.884	65	4.751	1:09.380	65	5.164	1:09.418	65	4.879	1:10.055	65	5.013	1:10.201
73	4.205	1:18.373	73	6.130	1:10.270	73	6.671	1:09.546	73	6.558	1:10.227	73	7.160	1:10.669
50	4.612	1:18.780	50	7.054	1:10.787	50	8.004	1:09.955	50	7.690	1:10.026	50	7.792	1:10.169
79	6.260	1:20.428	79	10.173	1:12.258	79	14.234	1:13.066	79	16.912	1:13.018	79	19.903	1:13.058
75	7.483	1:21.651	62	12.246	1:12.645	75	16.817	1:12.856	75	19.473	1:12.996	75	22.619	1:13.213
62	7.946	1:22.114	75	12.966	1:13.828	62	17.333	1:14.092	62	21.263	1:14.270	62	25.462	1:14.266

Milltek Sport BMW Challenge Series

LAP CHART - RACE 2

(contd.)

Lap 6			Lap 7			Lap 8			Lap 9			Lap 10		
No	Behind	Laptime	No	Behind	Laptime	No	Behind	Laptime	No	Behind	Laptime	No	Behind	Laptime
4		1:09.970	4		1:10.180	4		1:09.733	4		1:09.599	4		1:08.552
82	0.543	1:10.128	82	0.335	1:09.972	82	0.259	1:09.657	32	0.488	1:09.349	32	0.355	1:08.419
32	0.800	1:09.720	22	0.875	1:09.803	32	0.738	1:09.595	82	1.431	1:10.771	82	1.937	1:09.058
22	1.252	1:10.030	32	0.876	1:10.256	22	1.297	1:10.155	22	1.745	1:10.047	22	2.716	1:09.523
57	2.925	1:09.492	57	2.367	1:09.622	57	2.074	1:09.440	57	2.463	1:09.988	57	2.846	1:08.935
72	3.785	1:10.907	72	3.473	1:09.868	72	3.243	1:09.503	72	2.973	1:09.329	72	3.989	1:09.568
41	5.103	1:10.693	41	5.543	1:10.620	65	6.240	1:10.027	65	5.946	1:09.305	65	7.165	1:09.771
65	5.409	1:10.366	65	5.946	1:10.717	41	6.239	1:10.429	73	7.612	1:09.717	73	9.179	1:10.119
73	7.200	1:10.010	73	7.055	1:10.035	73	7.494	1:10.172	50	8.163	1:09.592	50	9.504	1:09.893
50	7.897	1:10.075	50	7.617	1:09.900	50	8.170	1:10.286	41	12.642	1:16.002	41	13.893	1:09.803
79	22.643	1:12.710	79	25.754	1:13.291	79	29.657	1:13.636	79	32.943	1:12.885	79	36.839	1:12.448
75	25.789	1:13.140	75	28.885	1:13.276	75	32.230	1:13.078	75	34.822	1:12.191	75	38.638	1:12.368
62	31.369	1:15.877	62	35.302	1:14.113	62	40.371	1:14.802	62	44.810	1:14.038	62	50.240	1:13.982

**Milltek Sport BMW Challenge Series
LAP CHART - RACE 2**

(contd.)

Lap 11			Lap 12			Lap 13			Lap 14			Lap 15		
No	Behind	Laptime	No	Behind	Laptime	No	Behind	Laptime	No	Behind	Laptime	No	Behind	Laptime
4		1:09.108	4		1:08.641									
32	0.202	1:08.955	32	0.276	1:08.715									
82	1.384	1:08.555	82	1.028	1:08.285									
22	2.151	1:08.543	22	1.730	1:08.220									
57	2.866	1:09.128	57	3.025	1:08.800									
72	4.220	1:09.339	72	5.185	1:09.606									
65	7.788	1:09.731	65	9.237	1:10.090									
73	10.745	1:10.674	73	12.478	1:10.374									
50	11.042	1:10.646	50	12.784	1:10.383									
41	14.648	1:09.863	41	15.742	1:09.735									
79	39.807	1:12.076	79	43.374	1:12.208									
75	42.357	1:12.827	75	46.200	1:12.484									
62	55.051	1:13.919	62	1:00.252	1:13.842									

Milltek Sport BMW Challenge Series
GRID - RACE 11

ROW 8	71	BUTLER	
ROW 7	62	1:12.645 CORMODE	21 BUSBY
ROW 6	79	1:12.076 KIDMAN	75 1:12.191 LONGWORTH
ROW 5	50	1:09.592 PARTRIDGE	41 1:09.176 BRINKLEY
ROW 4	65	1:09.305 KNIGHT	73 1:09.546 MULLENDER
ROW 3	57	1:08.800 HAYNES	72 1:09.111 BAYLIE
ROW 2	82	1:08.285 JAMIESON	22 1:08.220 CRILLY
ROW 1	4	1:08.345 WILEMAN	32 1:08.399 LAMBERT
POLE			

Weather / Track : Cloudy / Damp Croix
These results are provisional until the conclusion of any judicial and technical matters. Circuit Length = 1.1800 miles.
Start: 14:31 End: 14:46

Clerk of Course:	Stewards:	Timekeeper:
------------------	-----------	-------------

Milltek Sport BMW Challenge Series

GRID FOR RACE RESTART

ROW 7	1:11.903 71 BUTLER	1:12.703 75 LONGWORTH
ROW 6	1:11.809 79 KIDMAN	1:11.930 62 CORMODE
ROW 5	1:10.841 73 MULLENDER	1:10.447 50 PARTRIDGE
ROW 4	1:09.703 65 KNIGHT	1:10.036 41 BRINKLEY
ROW 3	1:09.480 57 HAYNES	1:09.639 72 BAYLIE
ROW 2	1:09.026 22 CRILLY	1:09.240 32 LAMBERT
ROW 1	1:09.396 4 WILEMAN	1:08.971 82 JAMIESON
POLE		

Weather / Track : Sunny / Dry
These results are provisional until the conclusion of any judicial and technical matters.

Croix
 Circuit Length = 1.1800 miles.
 Start: 11:15

Clerk of Course:	Stewards:	Timekeeper:
------------------	-----------	-------------

Milltek Sport BMW Challenge Series

RACE CLASSIFICATION - RACE 11

POS	NO	CL	DRIVER	NAT	CAR	TIME	LAPS	GAP	MPH	BEST	
1	4		Alan WILEMAN		BMW 320	9:18.751	8		59.66	1:08.999	
2	82		Craig JAMIESON		BMW 320	9:19.525	8	0.774	59.57	1:08.916	
3	22		Liam CRILLY		BMW 318	9:20.192	8	1.441	59.50	1:08.949	
4	32		Simon LAMBERT		BMW 320	9:20.736	8	1.985	59.45	1:08.671	
5	57		George HAYNES		BMW 320	9:21.447	8	2.696	59.37	1:08.919	
6	72		Andy BAYLIE		BMW 320	9:25.071	8	6.320	58.99	1:09.141	
7	41		Chris BRINKLEY		BMW 320	9:26.563	8	7.812	58.83	1:09.525	
8	65		James KNIGHT		BMW 320	9:26.813	8	8.062	58.81	1:09.061	
9	50		Andrew PARTRIDGE		BMW 320	9:27.721	8	8.970	58.71	1:09.620	
10	73		Dave MULLENDER		BMW 320	9:41.691	8	22.940	57.30	1:10.356	
11	71		Mike BUTLER		BMW 320	9:43.803	8	25.052	57.10	1:11.100	
12	79		Michael KIDMAN		BMW 318	9:47.255	8	28.504	56.76	1:11.824	
13	75		Steve LONGWORTH		BMW 318	9:57.830	8	39.079	55.76	1:12.915	
					FASTEST LAP						
	32		Simon LAMBERT		BMW 320	1:08.671	6	61.86mph		99.55kph	

Weather / Track : Sunny / Dry
 These results are provisional until the conclusion of any judicial and technical matters.

Croix
 Circuit Length = 1.1800 miles.
 Start: 11:32 End: 11:42

Clerk of Course:	Stewards:	Timekeeper:
------------------	-----------	-------------

Milltek Sport BMW Challenge Series

LAP CHART - RACE 11

Lap 1			Lap 2			Lap 3			Lap 4			Lap 5		
No	Behind	Laptime	No	Behind	Laptime	No	Behind	Laptime	No	Behind	Laptime	No	Behind	Laptime
4		1:14.061	4		1:09.415	4		1:09.542	4		1:09.200	4		1:08.999
82	0.553	1:14.614	82	0.467	1:09.329	82	0.630	1:09.705	82	0.346	1:08.916	82	0.719	1:09.372
22	0.849	1:14.910	22	1.025	1:09.591	22	1.040	1:09.557	22	0.976	1:09.136	22	0.926	1:08.949
32	1.655	1:15.716	32	1.725	1:09.485	32	1.412	1:09.229	32	1.723	1:09.511	32	2.156	1:09.432
57	2.547	1:16.608	57	2.663	1:09.531	57	2.410	1:09.289	57	2.482	1:09.272	57	2.672	1:09.189
72	2.702	1:16.763	72	3.618	1:10.331	72	3.217	1:09.141	72	3.560	1:09.543	72	4.465	1:09.904
41	3.140	1:17.201	41	4.292	1:10.567	41	4.351	1:09.601	41	4.808	1:09.657	41	5.334	1:09.525
50	3.719	1:17.780	50	5.096	1:10.792	65	5.006	1:09.061	65	5.857	1:10.051	65	5.953	1:09.095
65	4.924	1:18.985	65	5.487	1:09.978	50	5.654	1:10.100	50	6.074	1:09.620	50	6.911	1:09.836
73	5.031	1:19.092	73	6.322	1:10.706	73	7.136	1:10.356	73	8.713	1:10.777	73	12.383	1:12.669
79	7.157	1:21.218	79	9.959	1:12.217	71	12.081	1:11.507	71	14.722	1:11.841	71	18.084	1:12.361
71	7.544	1:21.605	71	10.116	1:11.987	79	13.091	1:12.674	79	16.090	1:12.199	79	19.422	1:12.331
75	8.861	1:22.922	75	12.361	1:12.915	75	16.098	1:13.279	75	20.543	1:13.645	75	26.288	1:14.744

Milltek Sport BMW Challenge Series

LAP CHART - RACE 11

(contd.)

Lap 6			Lap 7			Lap 8			Lap 9			Lap 10		
No	Behind	Laptime	No	Behind	Laptime	No	Behind	Laptime	No	Behind	Laptime	No	Behind	Laptime
4		1:09.068	4		1:09.167	4		1:09.299						
82	0.746	1:09.095	82	0.934	1:09.355	82	0.774	1:09.139						
22	1.331	1:09.473	22	1.606	1:09.442	22	1.441	1:09.134						
32	1.759	1:08.671	32	2.228	1:09.636	32	1.985	1:09.056						
57	2.523	1:08.919	57	2.423	1:09.067	57	2.696	1:09.572						
72	5.052	1:09.655	72	5.779	1:09.894	72	6.320	1:09.840						
41	6.179	1:09.913	41	7.428	1:10.416	41	7.812	1:09.683						
65	6.527	1:09.642	65	7.697	1:10.337	65	8.062	1:09.664						
50	8.146	1:10.303	50	8.610	1:09.631	50	8.970	1:09.659						
73	16.190	1:12.875	73	21.118	1:14.095	73	22.940	1:11.121						
71	20.798	1:11.782	71	23.251	1:11.620	71	25.052	1:11.100						
79	22.675	1:12.321	79	25.332	1:11.824	79	28.504	1:12.471						
75	30.560	1:13.340	75	34.841	1:13.448	75	39.079	1:13.537						

MaX 5 Racing Championship

QUALIFYING - RACE 3

POS	NO	CL	DRIVER	NAT	CAR	TIME	LAPS	GAP	MPH
1	1		Christian DICK		Mazda MX5	1:14.439	12		57.06
2	34		Martin BYFORD		Mazda MX5	1:14.912	9	0.473	56.70
3	18		Paul SHEARD		Mazda MX5	1:15.139	11	0.700	56.53
4	19		Andy CAKEBREAD		Mazda MX5	1:15.152	12	0.713	56.52
5	4		Jonathan GREENSMITH		Mazda MX5	1:15.168	12	0.729	56.51
6	44		Graeme WHITEHEAD		Mazda MX5	1:15.912	12	1.473	55.96
7	97		Gary COBOURN		Mazda MX5	1:15.980	12	1.541	55.90
8	3		Wayne de LECQ LE MON		Mazda MX5	1:16.134	12	1.695	55.79
9	16		Edd STRAW		Mazda MX5	1:16.346	12	1.907	55.64
10	27		Scott KIRLEW		Mazda MX5	1:16.442	11	2.003	55.57
11	15		Paul MCERLEAN		Mazda MX5	1:16.449	11	2.010	55.56
12	12		Steve GREENSMITH		Mazda MX5	1:16.523	9	2.084	55.51
13	99		Jonathan BLAKE		Mazda MX5	1:16.694	11	2.255	55.38
14	28		Denis HILLBACK		Mazda MX5	1:17.017	12	2.578	55.15
15	8		Philip SYKES		Mazda MX5	1:17.032	11	2.593	55.14
16	33		Oliver CRAWFORD		Mazda MX5	1:17.102	11	2.663	55.09
17	24		Jonathan HALLIWELL		Mazda MX5	1:17.183	11	2.744	55.03
18	98		Mark FARNSWORTH		Mazda MX5	1:17.201	11	2.762	55.02
19	6		Graham SMALL		Mazda MX5	1:17.246	12	2.807	54.99
20	17		Paula SHEARD		Mazda MX5	1:17.377	12	2.938	54.90
21	55		Martin STEVINSON		Mazda MX5	1:17.697	10	3.258	54.67
22	9		Peter HARRISON		Mazda MX5	1:17.714	12	3.275	54.66
23	69		Daniel -lee STEVENS		Mazda MX5	1:17.778	10	3.339	54.61
24	20		Gary MILLER		Mazda MX5	1:18.179	11	3.740	54.33
25	30		Martin DOONER		Mazda MX5	1:18.502	9	4.063	54.11
26	21		Alan HAYNE		Mazda MX5	1:18.836	11	4.397	53.88
27	23		Neil MERRY		Mazda MX5	1:18.850	11	4.411	53.87
28	59		Mark SKEGGS		Mazda MX5	1:18.940	6	4.501	53.81
29	50		Andy COOMBS		Mazda MX5	1:19.034	11	4.595	53.74
30	22		Andrew GALICA		Mazda MX5	1:19.197	11	4.758	53.63
31	7		Alyn ROBSON		Mazda MX5	1:19.449	11	5.010	53.46

Need working Transponders - Cars 20, 22, 23 - Please fix -Car 59 front number
 Weather / Track : Raining / Wet
 These results are provisional until the conclusion of any judicial and technical matters.

Croix
 Circuit Length = 1.1800 miles.
 Start: 09:55 End: 10:24

Clerk of Course:	Stewards:	Timekeeper:
------------------	-----------	-------------

MaX 5 Racing Championship

LAP ANALYSIS - RACE 3

1	Christian DICK	Mazda MX5
1 -	1:16.496D	6 - 1:15.873
2 -	1:16.602	7 - 1:15.014
3 -	1:16.930	8 - 1:15.310
4 -	1:17.467	9 - 6:58.469
5 -	8:52.448	10 - 1:22.887
11 -	1:15.550	12 - 1:14.439
3	Wayne de LECQ LE MON	Mazda MX5
1 -	1:30.040	6 - 8:04.194
2 -	1:18.804	7 - 1:17.022
3 -	1:16.572	8 - 1:26.434
4 -	1:18.522	9 - 7:09.942
5 -	1:17.513	10 - 1:16.608
11 -	1:17.603	12 - 1:16.134
4	Jonathan GREENSMITH	Mazda MX5
1 -	1:34.003D	6 - 7:50.673
2 -	1:16.571	7 - 1:15.720
3 -	1:17.822	8 - 1:16.052
4 -	1:16.725	9 - 7:07.541
5 -	1:20.422	10 - 1:15.168
11 -	1:16.049	12 - 1:15.287
6	Graham SMALL	Mazda MX5
1 -	1:43.385	6 - 1:20.262
2 -	1:18.918	7 - 1:18.789
3 -	1:19.181	8 - 1:21.010
4 -	1:19.777	9 - 6:50.534
5 -	8:33.784	10 - 1:17.696
11 -	1:17.246	12 - 1:17.724
7	Alyn ROBSON	Mazda MX5
1 -	2:12.765	6 - 1:20.959
2 -	1:21.988	7 - 1:22.313
3 -	1:21.524	8 - 7:12.106
4 -	1:19.449	9 - 1:19.738
5 -	8:23.628	10 - 1:23.298
11 -	1:20.216	
8	Philip SYKES	Madza MX5
1 -	2:07.082	6 - 1:25.374
2 -	1:23.071	7 - 1:17.852
3 -	1:20.112	8 - 7:10.507
4 -	1:18.536	9 - 1:17.293
5 -	8:23.589	10 - 1:17.305
11 -	1:17.032	
9	Peter HARRISON	Mazda MX5
1 -	1:38.180	6 - 1:18.384
2 -	1:19.649	7 - 1:17.714
3 -	1:18.750	8 - 1:20.022
4 -	1:20.160	9 - 6:50.036
5 -	8:31.571	10 - 1:17.936
11 -	1:17.857	12 - 1:19.494

Need working Transponders - Cars 20, 22, 23 - Please fix -Car 59 front number
Weather / Track : Raining / Wet

MaX 5 Racing Championship

LAP ANALYSIS - RACE 3

(contd.)

12	Steve GREENSMITH	Mazda MX5
1 - 1:17.995	6 - 7:11.900	
2 - 1:17.565	7 - 1:16.530	
3 - X:00.000	8 - 1:17.973	
4 - 1:17.513	9 - 1:16.523	
5 - 1:17.975		
15	Paul MCERLEAN	Mazda MX5
1 - 2:00.050	6 - 1:17.059	11 - 1:16.449
2 - 1:23.414	7 - 1:16.945	
3 - 1:22.638	8 - 7:18.694	
4 - 1:18.297	9 - 1:17.919	
5 - 8:27.524	10 - 1:22.145	
16	Edd STRAW	Maxda MX5
1 - 1:14.382D	6 - 1:17.070	11 - 1:16.784
2 - 1:19.066	7 - 1:16.615	12 - 1:16.346
3 - 1:17.170	8 - 1:17.630	
4 - 1:18.011	9 - 6:59.787	
5 - 9:02.204	10 - 1:18.019	
17	Paula SHEARD	Mazda MX5
1 - 1:32.788	6 - 1:19.514	11 - 1:19.179
2 - 1:20.139	7 - 1:18.604	12 - 1:17.377
3 - 1:18.758	8 - 1:19.623	
4 - 1:20.198	9 - 6:44.349	
5 - 8:43.229	10 - 1:18.507	
18	Paul SHEARD	Mazda MX5
1 - 1:21.290D	6 - 1:15.676	11 - 1:15.139
2 - 1:16.094	7 - 1:15.995	
3 - 1:16.751	8 - 1:15.648	
4 - 1:17.069	9 - 7:29.272	
5 - 8:53.206	10 - 1:15.474	
19	Andy CAKEBREAD	Mazda MX5
1 - 1:18.389D	6 - 1:15.320	11 - 1:17.953
2 - 1:17.815	7 - 1:15.152	12 - 1:17.209
3 - 1:16.047	8 - 1:15.234	
4 - 1:16.591	9 - 6:58.762	
5 - 8:56.315	10 - 1:15.835	
20	Gary MILLER	Mazda MX5
1 - 1:37.401	6 - 1:19.893	11 - 1:18.636
2 - 1:19.060	7 - 1:19.352	
3 - 1:19.395	8 - 7:14.315	
4 - 1:31.794	9 - 1:18.954	
5 - 8:28.989	10 - 1:18.179	

Need working Transponders - Cars 20, 22, 23 - Please fix -Car 59 front number
Weather / Track : Raining / Wet

Croix
Circuit Length = 1.1800 miles.
Start: 09:55 End: 10:24

MaX 5 Racing Championship

LAP ANALYSIS - RACE 3

(contd.)

21	Alan HAYNE	Mazda MX5
1 - 1:39.424	6 - 1:19.136	11 - 1:18.836
2 - 1:19.923	7 - 1:20.624	
3 - 1:20.350	8 - 1:23.218	
4 - 1:20.762	9 - 6:50.950	
5 - 8:33.107	10 - 1:19.430	
22	Andrew GALICA	Mazda MX5
1 - 1:53.050	6 - 1:23.317	11 - 1:19.197
2 - 1:24.451	7 - 1:19.759	
3 - 1:24.695	8 - 7:13.303	
4 - 1:23.350	9 - 1:20.992	
5 - 8:30.728	10 - 1:19.423	
23	Neil MERRY	Mazda MX5
1 - 1:43.272	6 - 1:20.168	11 - 1:18.850
2 - 1:24.841	7 - 1:22.181	
3 - 1:26.861	8 - 7:22.455	
4 - 1:22.847	9 - 1:20.212	
5 - 8:22.964	10 - 1:19.099	
24	Jonathan HALLIWELL	Mazda MX5
1 - 2:15.232	6 - 1:21.432	11 - 1:17.183
2 - 1:21.381	7 - 1:20.572	
3 - 1:23.759	8 - 7:11.994	
4 - 1:18.192	9 - 1:19.313	
5 - 8:21.454	10 - 1:17.461	
27	Scott KIRLEW	Mazda MX5
1 - 1:19.564	6 - 1:19.667	11 - 1:19.767
2 - 1:17.977	7 - 1:18.481	
3 - 1:17.747	8 - 7:15.172	
4 - 1:16.862	9 - 1:16.442	
5 - 9:35.337	10 - 1:17.163	
28	Denis HILLBACK	Mazda MX5
1 - 1:13.690D	6 - 7:47.292	11 - 1:17.847
2 - 1:18.416	7 - 1:20.199	12 - 1:17.453
3 - 1:17.017	8 - 1:18.719	
4 - 1:35.148	9 - 7:07.311	
5 - 1:30.302	10 - 1:43.582	
30	Martin DOONER	Mazda MX5
1 - 1:53.273	6 - 1:19.510	
2 - 1:19.598	7 - 1:18.850	
3 - 1:22.398	8 - 7:14.941	
4 - 1:18.502	9 - 1:21.857	
5 - 8:24.431		

Need working Transponders - Cars 20, 22, 23 - Please fix -Car 59 front number
Weather / Track : Raining / Wet

MaX 5 Racing Championship

LAP ANALYSIS - RACE 3

(contd.)

33	Oliver CRAWFORD	Mazda MX5
1 - 1:21.802	6 - 1:29.645	11 - 1:17.102
2 - 1:18.573	7 - 1:20.662	
3 - 1:18.336	8 - 7:11.102	
4 - 1:17.684	9 - 1:17.510	
5 - 9:24.612	10 - 1:17.847	
34	Martin BYFORD	Mazda MX5
1 - 1:17.198D	6 - 6:57.981	
2 - X:00.000	7 - 1:15.356	
3 - 1:15.701	8 - 1:18.125	
4 - 1:15.514	9 - 1:15.635	
5 - 1:14.912		
44	Graeme WHITEHEAD	Mazda MX5
1 - 1:13.420D	6 - 1:17.306	11 - 1:16.476
2 - 1:17.335	7 - 1:16.200	12 - 1:15.912
3 - 1:16.686	8 - 1:16.061	
4 - 1:16.495	9 - 7:11.587	
5 - 8:55.974	10 - 1:16.482	
50	Andy COOMBS	Mazda MX5
1 - 1:57.172	6 - 1:19.338	11 - 1:19.461
2 - 1:20.614	7 - 1:21.306	
3 - 1:22.177	8 - 7:12.122	
4 - 1:20.448	9 - 1:20.027	
5 - 8:27.735	10 - 1:19.034	
55	Martin STEVINSON	Mazda MX5
1 - 2:06.074	6 - 1:24.463	
2 - 1:23.321	7 - 1:18.930	
3 - 1:19.481	8 - 8:07.846	
4 - 1:19.308	9 - 1:18.336	
5 - 8:23.767	10 - 1:17.697	
59	Mark SKEGGS	Mazda MX5
1 - 1:27.985	6 - 1:18.940	
2 - 1:20.769		
3 - 3:23.449		
4 - 8:22.252		
5 - 1:23.310		
69	Daniel -lee STEVENS	Mazda MX5
1 - 1:53.831	6 - 1:44.834	
2 - 1:19.047	7 - 1:19.897	
3 - 1:20.164	8 - 7:38.740	
4 - 1:18.009	9 - 1:17.778	
5 - 8:45.774	10 - 1:22.491	

Need working Transponders - Cars 20, 22, 23 - Please fix -Car 59 front number
Weather / Track : Raining / Wet

Croix
Circuit Length = 1.1800 miles.
Start: 09:55 End: 10:24

MaX 5 Racing Championship

LAP ANALYSIS - RACE 3

(contd.)

97	Gary COBOURN	Mazda MX5
1 - 1:28.297D	6 - 8:08.922	11 - 1:16.771
2 - 1:17.769	7 - 1:17.885	12 - 1:15.980
3 - 1:17.901	8 - 1:16.423	
4 - 1:17.849	9 - 7:12.070	
5 - 1:18.093	10 - 1:17.688	
98	Mark FARNSWORTH	Mazda MX5
1 - 1:45.084	6 - 1:19.152	11 - 1:17.201
2 - 1:20.336	7 - 1:17.346	
3 - 1:33.310	8 - 7:14.369	
4 - 1:35.314	9 - 1:17.493	
5 - 8:42.366	10 - 1:17.533	
99	Jonathan BLAKE	Mazda MX5
1 - 1:47.972	6 - 1:19.115	11 - 1:16.694
2 - 1:20.071	7 - 1:19.925	
3 - 1:20.166	8 - 7:19.101	
4 - 1:19.528	9 - 1:16.767	
5 - 8:35.260	10 - 1:18.205	

MaX 5 Racing Championship

GRID - RACE 3

ROW 16		1:19.449	7	ROBSON			
ROW 15	1:19.034	50	COOMBS	1:19.197	22	GALICA	
ROW 14		1:18.850	23	MERRY	1:18.940	59	SKEGGS
ROW 13	1:18.502	30	DOONER	1:18.836	21	HAYNE	
ROW 12		1:17.778	69	STEVENS	1:18.179	20	MILLER
ROW 11	1:17.697	55	STEVINSON	1:17.714	9	HARRISON	
ROW 10		1:17.246	6	SMALL	1:17.377	17	SHEARD
ROW 9	1:17.183	24	HALLIWELL	1:17.201	98	FARNSWORTH	
ROW 8		1:17.032	8	SYKES	1:17.102	33	CRAWFORD
ROW 7	1:16.694	99	BLAKE	1:17.017	28	HILLBACK	
ROW 6		1:16.449	15	MCERLEAN	1:16.523	12	GREENSMITH
ROW 5	1:16.346	16	STRAW	1:16.442	27	KIRLEW	
ROW 4		1:15.980	97	COBOURN	1:16.134	3	LECQ LE MON
ROW 3	1:15.168	4	GREENSMITH	1:15.912	44	WHITEHEAD	
ROW 2		1:15.139	18	SHEARD	1:15.152	19	CAKEBREAD
ROW 1	1:14.439	1	DICK	1:14.912	34	BYFORD	
POLE							

Need working Transponders - Cars 20, 22, 23 - Please fix -Car 59 front number
Weather / Track : Raining / Wet
These results are provisional until the conclusion of any judicial and technical matters.

Croix
 Circuit Length = 1.1800 miles.
 Start: 09:55 End: 10:24

Clerk of Course:	Stewards:	Timekeeper:
------------------	-----------	-------------

MaX 5 Racing Championship

RACE CLASSIFICATION - RACE 3

POS	NO	CL	DRIVER	NAT	CAR	TIME	LAPS	GAP	MPH	BEST
1	34		Martin BYFORD		Mazda MX5	17:01.041	15		61.77	1:07.205
2	1		Christian DICK		Mazda MX5	17:01.949	15	0.908	61.71	1:07.222
3	18		Paul SHEARD		Mazda MX5	17:15.939	15	14.898	60.88	1:07.911
4	97		Gary COBOURN		Mazda MX5	17:16.398	15	15.357	60.85	1:07.778
5	27		Scott KIRLEW		Mazda MX5	17:18.644	15	17.603	60.72	1:08.072
6	3		Wayne de LECQ LE MON		Mazda MX5	17:21.640	15	20.599	60.55	1:07.825
7	19		Andy CAKEBREAD		Mazda MX5	17:22.685	15	21.644	60.49	1:08.267
8	15		Paul MCERLEAN		Mazda MX5	17:22.738	15	21.697	60.48	1:08.057
9	99		Jonathan BLAKE		Mazda MX5	17:22.999	15	21.958	60.47	1:07.953
10	98		Mark FARNSWORTH		Mazda MX5	17:24.967	15	23.926	60.35	1:07.875
11	12		Steve GREENSMITH		Mazda MX5	17:31.010	15	29.969	60.01	1:09.005
12	7		Alyn ROBSON		Mazda MX5	17:31.266	15	30.225	59.99	1:07.942
13	33		Oliver CRAWFORD		Mazda MX5	17:32.229	15	31.188	59.94	1:08.576
14	24		Jonathan HALLIWELL		Mazda MX5	17:32.757	15	31.716	59.91	1:08.280
15	4		Jonathan GREENSMITH		Mazda MX5	17:33.006	15	31.965	59.89	1:08.042
16	44		Graeme WHITEHEAD		Mazda MX5	17:34.306	15	33.265	59.82	1:09.238
17	8		Philip SYKES		Mazda MX5	17:34.712	15	33.671	59.80	1:08.342
18	21		Alan HAYNE		Mazda MX5	17:35.277	15	34.236	59.76	1:08.488
19	55		Martin STEVINSON		Mazda MX5	17:35.577	15	34.536	59.75	1:08.289
20	17		Paula SHEARD		Mazda MX5	17:50.290	15	49.249	58.93	1:09.928
21	28		Denis HILLBACK		Mazda MX5	17:52.755	15	51.714	58.79	1:09.794
22	6		Graham SMALL		Mazda MX5	17:53.209	15	52.168	58.77	1:09.573
23	30		Martin DOONER		Mazda MX5	17:54.408	15	53.367	58.70	1:09.551
24	16		Edd STRAW		Mazda MX5	17:55.519	15	54.478	58.64	1:10.074
25	69		Daniel -lee STEVENS		Mazda MX5	17:59.817	15	58.776	58.41	1:08.377
26	9		Peter HARRISON		Mazda MX5	18:04.353	15	1:03.312	58.16	1:09.671
27	22		Andrew GALICA		Mazda MX5	18:08.420	15	1:07.379	57.94	1:10.146
28	23		Neil MERRY		Mazda MX5	18:10.234	15	1:09.193	57.85	1:10.781
29	20		Gary MILLER		Mazda MX5	17:54.797	13	2 LAPS	50.77	1:09.259

NOT CLASSIFIED

50	Andy COOMBS	Mazda MX5	12:21.282	10	D.N.F.	56.43	1:09.724
----	-------------	-----------	-----------	----	--------	-------	----------

FASTEST LAP

34	Martin BYFORD	Mazda MX5	1:07.205	6	63.21mph	101.72kph
----	---------------	-----------	----------	---	----------	-----------

Weather / Track : Cloudy / Dry
 These results are provisional until the conclusion of any judicial and technical matters.

Croix
 Circuit Length = 1.1800 miles.
 Start: 14:56 End: 15:13

Clerk of Course:	Stewards:	Timekeeper:
------------------	-----------	-------------

MaX 5 Racing Championship

Amended - RACE CLASSIFICATION - RACE 3

POS	NO	CL	DRIVER	NAT	CAR	TIME	LAPS	GAP	MPH	BEST
1	34		Martin BYFORD		Mazda MX5	17:01.041	15		62.40	1:07.205
2	1		Christian DICK		Mazda MX5	17:01.949	15	0.908	62.35	1:07.222
3	18		Paul SHEARD		Mazda MX5	17:15.939	15	14.898	61.50	1:07.911
4	97		Gary COBOURN		Mazda MX5	17:16.398	15	15.357	61.48	1:07.778
5	27		Scott KIRLEW		Mazda MX5	17:18.644	15	17.603	61.34	1:08.072
6	3		Wayne de LECQ LE MON		Mazda MX5	17:21.640	15	20.599	61.17	1:07.825
7	19		Andy CAKEBREAD		Mazda MX5	17:22.685	15	21.644	61.11	1:08.267
8	15		Paul MCERLEAN		Mazda MX5	17:22.738	15	21.697	61.10	1:08.057
9	99		Jonathan BLAKE		Mazda MX5	17:22.999	15	21.958	61.09	1:07.953
10	98		Mark FARNSWORTH		Mazda MX5	17:24.967	15	23.926	60.97	1:07.875
11	12		Steve GREENSMITH		Mazda MX5	17:31.010	15	29.969	60.62	1:09.005
12	7		Alyn ROBSON		Mazda MX5	17:31.266	15	30.225	60.61	1:07.942
13	33		Oliver CRAWFORD		Mazda MX5	17:32.229	15	31.188	60.55	1:08.576
14	24		Jonathan HALLIWELL		Mazda MX5	17:32.757	15	31.716	60.52	1:08.280
15	4		Jonathan GREENSMITH		Mazda MX5	17:33.006	15	31.965	60.51	1:08.042
16	44		Graeme WHITEHEAD		Mazda MX5	17:34.306	15	33.265	60.43	1:09.238
17	8		Philip SYKES		Mazda MX5	17:34.712	15	33.671	60.41	1:08.342
18	21		Alan HAYNE		Mazda MX5	17:35.277	15	34.236	60.38	1:08.488
19	55		Martin STEVINSON		Mazda MX5	17:35.577	15	34.536	60.36	1:08.289
20	17		Paula SHEARD		Mazda MX5	17:50.290	15	49.249	59.53	1:09.928
21	28		Denis HILLBACK		Mazda MX5	17:52.755	15	51.714	59.39	1:09.794
22	6		Graham SMALL		Mazda MX5	17:53.209	15	52.168	59.37	1:09.573
23	30		Martin DOONER		Mazda MX5	17:54.408	15	53.367	59.30	1:09.551
24	20		Gary MILLER		Mazda MX5	17:54.797	15	53.756	59.28	1:09.259
25	16		Edd STRAW		Mazda MX5	17:55.519	15	54.478	59.24	1:10.074
26	69		Daniel -lee STEVENS		Mazda MX5	17:59.817	15	58.776	59.01	1:08.377
27	9		Peter HARRISON		Mazda MX5	18:04.353	15	1:03.312	58.76	1:09.671
28	22		Andrew GALICA		Mazda MX5	18:08.420	15	1:07.379	58.54	1:10.146
29	23		Neil MERRY		Mazda MX5	18:10.234	15	1:09.193	58.44	1:10.781

NOT CLASSIFIED

50	Andy COOMBS	Mazda MX5	12:21.282	10	D.N.F.	57.30	1:09.724
----	-------------	-----------	-----------	----	--------	-------	----------

FASTEST LAP

34	Martin BYFORD	Mazda MX5	1:07.205	6	63.21mph	101.72kph
----	---------------	-----------	----------	---	----------	-----------

Weather / Track : Cloudy / Dry

These results are provisional until the conclusion of any judicial and technical matters.

Croix

Circuit Length = 1.1800 miles.

Start: 14:56 End: 15:13

Clerk of Course:	Stewards:	Timekeeper:
------------------	-----------	-------------

MaX 5 Racing Championship

LAP CHART - RACE 3

Lap 1			Lap 2			Lap 3			Lap 4			Lap 5		
No	Behind	Laptime	No	Behind	Laptime	No	Behind	Laptime	No	Behind	Laptime	No	Behind	Laptime
34		1:12.902	34		1:07.955	1		1:07.695	1		1:07.536	1		1:07.539
1	0.305	1:13.207	1	0.057	1:07.707	34	0.783	1:08.535	34	0.736	1:07.489	34	0.731	1:07.534
18	1.068	1:13.970	18	1.024	1:07.911	18	1.736	1:08.464	18	2.120	1:07.920	18	2.826	1:08.245
19	1.644	1:14.546	19	2.133	1:08.444	19	2.648	1:08.267	19	3.453	1:08.341	19	4.416	1:08.502
3	3.643	1:16.545	3	4.028	1:08.340	3	4.101	1:07.825	97	4.683	1:07.824	97	4.977	1:07.833
97	4.130	1:17.032	97	4.347	1:08.172	97	4.395	1:07.800	3	4.766	1:08.201	3	6.192	1:08.965
27	4.342	1:17.244	27	5.159	1:08.772	27	5.525	1:08.118	27	6.061	1:08.072	27	7.208	1:08.686
44	4.604	1:17.506	44	5.948	1:09.299	44	7.560	1:09.364	15	8.143	1:08.057	15	8.997	1:08.393
15	5.202	1:18.104	15	6.297	1:09.050	15	7.622	1:09.077	44	9.397	1:09.373	44	11.096	1:09.238
12	5.726	1:18.628	12	7.268	1:09.497	12	8.521	1:09.005	12	10.020	1:09.035	12	12.075	1:09.594
28	6.562	1:19.464	28	8.401	1:09.794	99	11.290	1:10.237	99	11.808	1:08.054	99	12.498	1:08.229
33	7.534	1:20.436	99	8.805	1:08.919	28	11.873	1:11.224	33	13.512	1:08.938	33	15.131	1:09.158
99	7.841	1:20.743	33	8.800	1:09.221	33	12.110	1:11.062	28	15.563	1:11.226	98	16.941	1:08.368
16	7.906	1:20.808	16	10.025	1:10.074	98	12.380	1:09.965	98	16.112	1:11.268	69	18.395	1:08.757
8	8.469	1:21.371	98	10.167	1:08.946	69	12.991	1:10.108	69	17.177	1:11.722	24	19.300	1:09.278
24	8.677	1:21.579	24	10.429	1:09.707	16	13.185	1:10.912	24	17.561	1:11.549	8	20.105	1:09.407
69	8.927	1:21.829	69	10.635	1:09.663	24	13.548	1:10.871	8	18.237	1:10.335	21	20.630	1:09.664
98	9.176	1:22.078	9	12.762	1:10.792	9	14.681	1:09.671	16	18.322	1:12.673	7	21.292	1:09.685
17	9.599	1:22.501	8	13.098	1:12.584	8	15.438	1:10.092	21	18.505	1:10.118	28	22.432	1:14.408
9	9.925	1:22.827	17	13.534	1:11.890	17	15.721	1:09.939	9	18.875	1:11.730	16	22.532	1:11.749
21	10.165	1:23.067	21	13.924	1:11.714	21	15.923	1:09.751	7	19.146	1:10.207	4	22.611	1:10.342
55	10.662	1:23.564	55	14.016	1:11.309	7	16.475	1:09.374	17	19.006	1:10.821	17	23.027	1:11.560
6	11.246	1:24.148	6	14.564	1:11.273	55	16.826	1:10.562	55	19.616	1:10.326	55	23.391	1:11.314
7	11.911	1:24.813	7	14.853	1:10.897	6	17.682	1:10.870	4	19.808	1:09.412	9	24.150	1:12.814
50	12.480	1:25.382	30	15.511	1:10.594	4	17.932	1:08.860	6	20.642	1:10.496	6	24.509	1:11.406
30	12.872	1:25.774	50	16.319	1:11.794	20	2 LAPS	3:46.938	20	2 LAPS	1:10.067	50	24.835	1:10.381
23	13.568	1:26.470	4	16.824	1:10.415	30	19.249	1:11.490	30	21.626	1:09.913	20	2 LAPS	1:11.685
22	13.894	1:26.796	23	17.508	1:11.895	50	19.805	1:11.238	50	21.993	1:09.724	30	25.056	1:10.969
4	14.364	1:27.266	22	24.462	1:18.523	23	21.668	1:11.912	23	26.816	1:12.684	23	31.381	1:12.104
						22	27.447	1:10.737	22	32.590	1:12.679	22	35.836	1:10.785

MaX 5 Racing Championship

LAP CHART - RACE 3

(contd.)

Lap 6			Lap 7			Lap 8			Lap 9			Lap 10		
No	Behind	Laptime	No	Behind	Laptime	No	Behind	Laptime	No	Behind	Laptime	No	Behind	Laptime
1		1:07.222	1		1:07.992	34		1:07.939	34		1:07.681	34		1:07.637
34	0.714	1:07.205	34	0.183	1:07.461	71582:47.294	18	1:08.120	1	0.264	1:07.947	1	0.444	1:07.817
18	4.164	1:08.560	18	5.578	1:09.406	18	6.180	1:08.724	18	7.100	1:08.601	18	8.183	1:08.720
19	6.302	1:09.108	97	7.081	1:08.643	97	7.481	1:08.522	97	7.578	1:07.778	97	8.341	1:08.400
97	6.430	1:08.675	19	7.679	1:09.369	19	7.995	1:08.438	19	9.281	1:08.967	19	10.837	1:09.193
3	7.465	1:08.495	3	8.122	1:08.649	3	8.892	1:08.892	27	9.792	1:08.238	27	11.246	1:09.091
27	8.148	1:08.162	27	8.584	1:08.428	27	9.235	1:08.773	3	11.092	1:09.881	3	11.801	1:08.346
15	9.986	1:08.211	15	10.267	1:08.273	15	10.629	1:08.484	15	11.637	1:08.689	15	12.525	1:08.525
44	13.123	1:09.249	44	15.057	1:09.926	99	15.638	1:08.695	99	16.440	1:08.483	99	17.521	1:08.718
99	14.521	1:09.245	99	15.065	1:08.536	44	16.861	1:09.926	44	18.708	1:09.528	98	20.413	1:08.459
12	14.795	1:09.942	12	16.156	1:09.353	12	17.551	1:09.517	12	19.456	1:09.586	44	21.647	1:10.576
33	16.906	1:08.997	33	18.206	1:09.292	98	18.239	1:08.071	98	19.591	1:09.033	12	21.803	1:09.984
98	17.594	1:07.875	98	18.290	1:08.688	33	19.831	1:09.747	33	21.282	1:09.132	33	23.976	1:10.331
69	19.550	1:08.377	69	20.197	1:08.639	24	21.491	1:08.708	24	22.378	1:08.568	7	24.644	1:08.497
24	20.358	1:08.280	24	20.905	1:08.539	8	22.519	1:09.048	7	23.784	1:07.942	24	24.669	1:09.928
8	21.243	1:08.360	8	21.593	1:08.342	7	23.523	1:08.114	8	23.784	1:08.946	8	25.758	1:09.611
21	22.135	1:08.727	21	23.433	1:09.290	21	24.057	1:08.746	4	25.125	1:08.311	4	25.958	1:08.470
7	22.425	1:08.355	7	23.531	1:09.098	4	24.495	1:08.844	21	25.681	1:09.305	21	26.532	1:08.488
4	23.723	1:08.334	4	23.773	1:08.042	69	27.973	1:15.898P	55	28.134	1:08.596	55	29.231	1:08.734
55	26.188	1:10.019	55	27.052	1:08.856	55	27.219	1:08.289	17	33.037	1:09.928	17	35.924	1:10.524
17	26.584	1:10.779	17	28.649	1:10.057	17	30.790	1:10.263	28	33.890	1:10.205	28	36.198	1:09.945
28	26.758	1:11.548	28	29.218	1:10.452	28	31.366	1:10.270	50	34.403	1:10.470	6	36.912	1:09.573
16	27.173	1:11.863	50	29.637	1:09.786	50	31.614	1:10.099	6	34.976	1:09.850	20	2 LAPS	1:09.668
50	27.843	1:10.230	16	29.941	1:10.760	16	32.400	1:10.581	20	2 LAPS	1:09.527	30	39.664	1:10.741
6	28.899	1:11.612	6	30.823	1:09.916	6	32.807	1:10.106	16	35.950	1:11.231	16	39.905	1:11.592
9	29.157	1:12.229	20	2 LAPS	1:10.527	20	2 LAPS	1:09.259	30	36.560	1:09.898	9	44.242	1:10.643
20	2 LAPS	1:11.971	30	32.785	1:10.697	30	34.343	1:09.680	9	41.236	1:10.303	22	49.483	1:10.298
30	30.080	1:12.246	9	35.577	1:14.412	9	38.614	1:11.159	22	46.822	1:10.146	23	50.845	1:10.974
23	36.110	1:11.951	23	39.954	1:11.836	23	44.067	1:12.235	23	47.508	1:11.122	69	53.226	1:08.608
22	39.709	1:11.095	22	41.990	1:10.273	22	44.357	1:10.489	69	52.255	1:31.963	50	58.944	1:32.178P

MaX 5 Racing Championship


LAP CHART - RACE 3

(contd.)

Lap 11			Lap 12			Lap 13			Lap 14			Lap 15		
No	Behind	Laptime	No	Behind	Laptime	No	Behind	Laptime	No	Behind	Laptime	No	Behind	Laptime
34		1:07.819	34		1:07.908	34		1:07.705	34		1:07.626	34		1:07.645
1	0.342	1:07.717	1	0.454	1:08.020	1	0.703	1:07.954	1	0.826	1:07.749	1	0.908	1:07.727
18	9.024	1:08.660	18	10.605	1:09.489	18	11.993	1:09.093	18	13.375	1:09.008	18	14.898	1:09.168
97	9.316	1:08.794	97	10.899	1:09.491	97	12.345	1:09.151	97	13.825	1:09.106	97	15.357	1:09.177
27	13.344	1:09.917	27	14.252	1:08.816	27	15.235	1:08.688	27	16.532	1:08.923	27	17.603	1:08.716
19	13.975	1:10.957	3	15.591	1:09.478	3	17.266	1:09.380	3	18.942	1:09.302	3	20.599	1:09.302
3	14.021	1:10.039	19	16.034	1:09.967	19	17.604	1:09.275	19	19.230	1:09.252	19	21.644	1:10.059
15	14.273	1:09.567	15	16.176	1:09.811	15	17.856	1:09.385	15	19.508	1:09.278	15	21.697	1:09.834
99	18.809	1:09.107	99	19.385	1:08.484	99	19.633	1:07.953	99	20.584	1:08.577	99	21.958	1:09.019
98	20.684	1:08.090	98	20.799	1:08.023	98	22.317	1:09.223	98	23.227	1:08.536	98	23.926	1:08.344
12	23.405	1:09.421	12	24.814	1:09.317	12	26.453	1:09.344	12	28.222	1:09.395	12	29.969	1:09.392
44	23.897	1:10.069	44	25.414	1:09.425	7	27.546	1:09.357	7	28.830	1:08.910	7	30.225	1:09.040
33	24.733	1:08.576	7	25.894	1:08.752	44	27.546	1:09.837	33	29.759	1:09.269	33	31.188	1:09.074
7	25.050	1:08.225	33	26.890	1:10.065	33	28.116	1:08.931	44	30.622	1:10.702	24	31.716	1:08.536
24	26.190	1:09.340	24	27.274	1:08.992	4	28.702	1:08.904	24	30.825	1:09.404	4	31.965	1:08.610
8	27.245	1:09.306	4	27.503	1:08.048	24	29.047	1:09.478	4	31.000	1:09.924	44	33.265	1:10.288
4	27.363	1:09.224	8	28.994	1:09.657	8	30.249	1:08.960	8	31.797	1:09.174	8	33.671	1:09.519
21	27.996	1:09.283	21	29.544	1:09.456	21	30.772	1:08.933	21	32.280	1:09.134	21	34.236	1:09.601
55	30.098	1:08.686	55	30.800	1:08.610	55	31.804	1:08.709	55	33.471	1:09.293	55	34.536	1:08.710
17	38.362	1:10.257	17	40.672	1:10.218	17	43.077	1:10.110	17	46.526	1:11.075	17	49.249	1:10.368
28	38.798	1:10.419	28	41.767	1:10.877	28	44.402	1:10.340	28	47.697	1:10.921	28	51.714	1:11.662
6	39.409	1:10.316	6	42.250	1:10.749	6	45.412	1:10.867	20	2 LAPS	1:10.101	6	52.168	1:11.278
20	2 LAPS	1:10.158	20	2 LAPS	1:10.674	20	2 LAPS	1:10.828	6	48.535	1:10.749	30	53.367	1:11.565
30	41.396	1:09.551	30	43.759	1:10.271	30	46.776	1:10.722	30	49.447	1:10.297	20	2 LAPS	1:13.394
16	42.938	1:10.852	16	45.514	1:10.484	16	48.588	1:10.779	16	51.245	1:10.283	16	54.478	1:10.878
9	47.480	1:11.057	9	51.348	1:11.776	9	55.055	1:11.412	69	57.531	1:08.873	69	58.776	1:08.890
22	52.546	1:10.882	69	54.958	1:08.757	69	56.284	1:09.031	9	59.266	1:11.837	9	1:03.312	1:11.691
23	53.807	1:10.781	22	55.316	1:10.678	22	59.987	1:12.376	22	1:02.953	1:10.592	22	1:07.379	1:12.071
69	54.109	1:08.702	23	57.099	1:11.200	23	1:01.417	1:12.023	23	1:05.113	1:11.322	23	1:09.193	1:11.725

MaX 5 Racing Championship

Amended - GRID - RACE 12

ROW 15	1:10.781 23 MERRY	1:09.724 50 COOMBS
ROW 14	1:09.671 9 HARRISON	1:10.146 22 GALICA
ROW 13	1:10.074 16 STRAW	1:08.377 69 STEVENS
ROW 12	1:09.551 30 DOONER	1:09.259 20 MILLER
ROW 11	1:09.794 28 HILLBACK	1:09.573 6 SMALL
ROW 10	1:08.289 55 STEVINSON	1:09.928 17 SHEARD
ROW 9	1:08.342 8 SYKES	1:08.488 21 HAYNE
ROW 8	1:08.042 4 GREENSMITH	1:09.238 44 WHITEHEAD
ROW 7	1:08.576 33 CRAWFORD	1:08.280 24 HALLIWELL
ROW 6	1:09.005 12 GREENSMITH	1:07.942 7 ROBSON
ROW 5	1:07.953 99 BLAKE	1:07.875 98 FARNSWORTH
ROW 4	1:08.267 19 CAKEBREAD	1:08.057 15 MCERLEAN
ROW 3	1:08.072 27 KIRLEW	1:07.825 3 LECQ LE MON
ROW 2	1:07.911 18 SHEARD	1:07.778 97 COBOURN
ROW 1	1:07.205 34 BYFORD	1:07.222 1 DICK
POLE		
		

Weather / Track : Cloudy / Dry

These results are provisional until the conclusion of any judicial and technical matters.

Croix
Circuit Length = 1.1800 miles.
Start: 14:56 End: 15:13

Clerk of Course:

Stewards:

Timekeeper:

MaX 5 Racing Championship

RACE CLASSIFICATION - RACE 12

POS	NO	CL	DRIVER	NAT	CAR	TIME	LAPS	GAP	MPH	BEST
1	34		Martin BYFORD		Mazda MX5	17:09.848	15		61.24	1:07.876
2	1		Christian DICK		Mazda MX5	17:10.452	15	0.604	61.20	1:07.945
3	18		Paul SHEARD		Mazda MX5	17:23.968	15	14.120	60.41	1:08.200
4	97		Gary COBOURN		Mazda MX5	17:24.399	15	14.551	60.39	1:08.237
5	15		Paul MCERLEAN		Mazda MX5	17:25.814	15	15.966	60.30	1:08.391
6	27		Scott KIRLEW		Mazda MX5	17:26.370	15	16.522	60.27	1:08.310
7	7		Alyn ROBSON		Mazda MX5	17:27.201	15	17.353	60.22	1:08.289
8	99		Jonathan BLAKE		Mazda MX5	17:28.250	15	18.402	60.16	1:08.632
9	24		Jonathan HALLIWELL		Mazda MX5	17:32.177	15	22.329	59.94	1:08.931
10	55		Martin STEVINSON		Mazda MX5	17:32.663	15	22.815	59.91	1:08.646
11	19		Andy CAKEBREAD		Mazda MX5	17:33.483	15	23.635	59.87	1:09.066
12	12		Steve GREENSMITH		Mazda MX5	17:33.752	15	23.904	59.85	1:09.056
13	98		Mark FARNSWORTH		Mazda MX5	17:35.493	15	25.645	59.75	1:08.606
14	33		Oliver CRAWFORD		Mazda MX5	17:35.987	15	26.139	59.72	1:08.663
15	4		Jonathan GREENSMITH		Mazda MX5	17:36.485	15	26.637	59.70	1:08.220
16	50		Andy COOMBS		Mazda MX5	17:37.090	15	27.242	59.66	1:08.826
17	8		Philip SYKES		Mazda MX5	17:38.020	15	28.172	59.61	1:08.649
18	44		Graeme WHITEHEAD		Mazda MX5	17:41.832	15	31.984	59.39	1:09.336
19	6		Graham SMALL		Mazda MX5	17:42.877	15	33.029	59.34	1:09.594
20	17		Paula SHEARD		Mazda MX5	17:51.116	15	41.268	58.88	1:09.711
21	30		Martin DOONER		Mazda MX5	17:53.273	15	43.425	58.76	1:09.889
22	9		Peter HARRISON		Mazda MX5	18:03.703	15	53.855	58.20	1:10.560
23	23		Neil MERRY		Mazda MX5	18:05.681	15	55.833	58.09	1:10.756
24	16		Edd STRAW		Mazda MX5	18:06.544	15	56.696	58.04	1:10.094
25	22		Andrew GALICA		Mazda MX5	18:19.897	15	1:10.049	57.34	1:10.775

NOT CLASSIFIED

69			Daniel -lee STEVENS		Mazda MX5	16:26.403	14	D.N.F.	59.63	1:08.914
21			Alan HAYNE		Mazda MX5	13:33.544	11	D.N.F.	56.64	1:09.458
3			Wayne de LECQ LE MON		Mazda MX5	10:53.369	9	D.N.F.	57.52	1:08.707
28			Denis HILLBACK		Mazda MX5	9:04.936	7	D.N.F.	53.37	1:09.665
20			Gary MILLER		Mazda MX5	9:05.536	7	D.N.F.	53.32	1:09.618

FASTEST LAP

34			Martin BYFORD		Mazda MX5	1:07.876	13	62.58mph	100.72kph	
----	--	--	---------------	--	-----------	----------	----	----------	-----------	--

Weather / Track : Sunny / Dry
 These results are provisional until the conclusion of any judicial and technical matters.

Croix
 Circuit Length = 1.1800 miles.
 Start: 11:51 End: 12:08

Clerk of Course:	Stewards:	Timekeeper:
------------------	-----------	-------------

MaX 5 Racing Championship

LAP CHART - RACE 12

Lap 1			Lap 2			Lap 3			Lap 4			Lap 5		
No	Behind	Laptime	No	Behind	Laptime	No	Behind	Laptime	No	Behind	Laptime	No	Behind	Laptime
34		1:13.300	34		1:09.154	34		1:07.929	34		1:08.210	34		1:08.281
1	0.259	1:13.559	1	0.191	1:09.086	1	0.207	1:07.945	1	0.225	1:08.228	1	0.415	1:08.471
18	2.014	1:15.314	18	1.060	1:08.200	18	2.024	1:08.893	18	2.573	1:08.759	18	2.965	1:08.673
99	2.383	1:15.683	98	3.797	1:09.177	98	4.491	1:08.623	98	4.905	1:08.624	98	6.181	1:09.557
97	2.601	1:15.901	97	4.055	1:10.608	97	5.534	1:09.408	99	7.177	1:09.554	97	7.678	1:08.576
98	3.774	1:17.074	99	4.250	1:11.021	99	5.833	1:09.512	97	7.383	1:10.059	99	8.055	1:09.159
15	4.569	1:17.869	15	4.961	1:09.546	15	6.199	1:09.167	15	8.184	1:10.195	15	8.294	1:08.391
27	4.699	1:17.999	27	5.072	1:09.527	27	6.385	1:09.242	27	8.488	1:10.313	27	8.517	1:08.310
19	5.133	1:18.433	19	5.313	1:09.334	19	7.050	1:09.666	7	9.164	1:09.876	7	9.172	1:08.289
7	6.372	1:19.672	7	6.086	1:08.868	7	7.498	1:09.341	19	9.426	1:10.586	19	10.926	1:09.781
24	6.736	1:20.036	24	6.641	1:09.059	24	8.245	1:09.533	24	9.794	1:09.759	24	11.487	1:09.974
44	7.196	1:20.496	33	7.158	1:09.083	33	8.912	1:09.683	33	10.250	1:09.548	4	11.655	1:09.519
33	7.229	1:20.529	4	7.522	1:09.039	4	9.157	1:09.564	4	10.417	1:09.470	33	11.982	1:10.013
4	7.637	1:20.937	21	8.419	1:09.458	55	10.088	1:09.063	55	11.043	1:09.165	55	12.146	1:09.384
21	8.115	1:21.415	44	8.766	1:10.724	12	11.209	1:09.398	12	12.618	1:09.619	12	13.597	1:09.260
55	8.408	1:21.708	55	8.954	1:09.700	6	11.799	1:09.727	44	13.254	1:09.439	44	14.366	1:09.393
12	8.703	1:22.003	12	9.740	1:10.191	44	12.025	1:11.188	6	13.686	1:10.097	6	15.164	1:09.759
6	9.512	1:22.812	6	10.001	1:09.643	8	12.025	1:09.860	8	15.014	1:11.199	8	15.382	1:08.649
8	9.670	1:22.970	8	10.094	1:09.578	50	12.899	1:09.267	69	15.694	1:09.715	50	16.572	1:09.161
69	10.893	1:24.193	50	11.561	1:09.479	69	14.189	1:09.085	50	15.692	1:11.003	69	16.976	1:09.563
50	11.236	1:24.536	69	13.033	1:11.294	17	15.377	1:09.865	17	16.878	1:09.711	17	18.639	1:10.042
17	11.235	1:24.535	17	13.441	1:11.360	28	16.669	1:10.018	28	18.589	1:10.130	28	20.078	1:09.770
20	11.565	1:24.865	28	14.580	1:10.810	20	16.973	1:10.285	20	18.802	1:10.039	20	20.292	1:09.771
30	12.250	1:25.550	20	14.617	1:12.206	30	18.093	1:10.952	30	19.823	1:09.940	30	21.431	1:09.889
9	12.654	1:25.954	30	15.070	1:11.974	9	19.150	1:11.313	3	20.899	1:09.122	3	21.818	1:09.200
28	12.924	1:26.224	9	15.766	1:12.266	3	19.987	1:11.232	9	21.621	1:10.681	9	23.900	1:10.560
23	13.004	1:26.304	23	15.900	1:12.050	23	20.618	1:12.647	23	23.338	1:10.930	23	25.813	1:10.756
22	13.813	1:27.113	16	16.421	1:11.459	22	22.075	1:12.162	16	26.993	1:12.556	16	28.806	1:10.094
16	14.116	1:27.416	3	16.684	1:11.286	16	22.647	1:14.155	22	27.655	1:13.790	21	30.601	1:10.467
3	14.552	1:27.852	22	17.842	1:13.183	21	26.815	1:26.325	21	28.415	1:09.810	22	31.128	1:11.754

MaX 5 Racing Championship

LAP CHART - RACE 12

(contd.)

Lap 6			Lap 7			Lap 8			Lap 9			Lap 10		
No	Behind	Laptime	No	Behind	Laptime	No	Behind	Laptime	No	Behind	Laptime	No	Behind	Laptime
34		1:08.416	34		1:08.121	34		1:08.385	34		1:08.228	34		1:08.132
1	0.414	1:08.415	1	0.376	1:08.083	1	0.445	1:08.454	1	0.300	1:08.083	1	0.383	1:08.215
18	3.326	1:08.777	18	4.531	1:09.326	18	5.766	1:09.620	18	6.836	1:09.298	18	7.864	1:09.160
98	6.670	1:08.905	98	7.410	1:08.861	98	7.661	1:08.636	98	8.440	1:09.007	98	8.914	1:08.606
97	7.499	1:08.237	97	8.012	1:08.634	97	8.293	1:08.666	97	9.133	1:09.068	97	9.417	1:08.416
27	8.576	1:08.475	27	9.441	1:08.986	27	10.209	1:09.153	27	10.853	1:08.872	27	11.355	1:08.634
99	10.420	1:10.781	99	11.320	1:09.021	15	11.978	1:08.823	15	12.301	1:08.551	15	12.846	1:08.677
7	10.728	1:09.972	15	11.540	1:08.933	99	12.204	1:09.269	99	12.608	1:08.632	99	13.244	1:08.768
15	10.728	1:10.850	7	11.831	1:09.224	7	12.775	1:09.329	7	13.330	1:08.783	7	13.632	1:08.434
19	11.947	1:09.437	19	13.313	1:09.487	19	14.046	1:09.118	19	14.884	1:09.066	19	15.929	1:09.177
24	12.433	1:09.362	24	14.118	1:09.806	24	15.211	1:09.478	24	15.914	1:08.931	24	16.996	1:09.214
4	12.846	1:09.607	55	14.888	1:09.611	55	15.743	1:09.240	55	16.161	1:08.646	55	17.388	1:09.359
33	13.082	1:09.516	12	15.374	1:09.056	12	16.313	1:09.324	12	17.162	1:09.077	12	18.188	1:09.158
55	13.398	1:09.668	33	15.918	1:10.957	33	17.087	1:09.554	33	18.475	1:09.616	33	19.550	1:09.207
12	14.439	1:09.258	44	16.713	1:09.548	44	18.268	1:09.940	44	19.541	1:09.501	8	20.454	1:08.756
44	15.286	1:09.336	8	17.117	1:09.190	8	18.962	1:10.230	8	19.830	1:09.096	69	21.316	1:09.283
8	16.048	1:09.082	69	18.713	1:09.208	69	19.335	1:09.007	69	20.165	1:09.058	44	21.516	1:10.107
6	17.272	1:10.524	50	19.651	1:10.216	50	20.172	1:08.906	50	20.770	1:08.826	50	21.673	1:09.035
50	17.556	1:09.400	6	20.152	1:11.001	6	21.620	1:09.853	6	23.839	1:10.447	4	25.307	1:08.604
69	17.626	1:09.066	17	22.615	1:10.509	17	24.319	1:10.089	4	24.835	1:08.742	6	25.468	1:09.761
17	20.227	1:10.004	4	22.842	1:18.117	4	24.321	1:09.864	17	26.535	1:10.444	17	29.109	1:10.706
28	21.327	1:09.665	3	24.837	1:10.849	3	26.280	1:09.828	3	33.345	1:15.293P	30	34.488	1:10.135
20	21.494	1:09.618	30	28.645	1:13.521	30	30.341	1:10.081	30	32.485	1:10.372	9	39.606	1:11.704
3	22.109	1:08.707	9	30.019	1:11.698	9	33.046	1:11.412	9	36.034	1:11.216	21	41.568	1:11.476
30	23.245	1:10.230	23	32.314	1:11.845	23	35.156	1:11.227	23	38.111	1:11.183	23	41.850	1:11.871
9	26.442	1:10.958	16	33.708	1:10.698	16	35.732	1:10.409	21	38.224	1:10.544	16	42.274	1:11.423
23	28.590	1:11.193	21	34.291	1:10.432	21	35.908	1:10.002	16	38.983	1:11.479	22	47.219	1:12.318
16	31.131	1:10.741	22	36.805	1:11.439	22	39.723	1:11.303	22	43.033	1:11.538			
21	31.980	1:09.795	28	1:01.525	1:48.319P									
22	33.487	1:10.775	20	1:02.125	1:48.752P									

MaX 5 Racing Championship

LAP CHART - RACE 12

(contd.)

Lap 11			Lap 12			Lap 13			Lap 14			Lap 15		
No	Behind	Laptime	No	Behind	Laptime	No	Behind	Laptime	No	Behind	Laptime	No	Behind	Laptime
34		1:08.245	34		1:08.445	34		1:07.876	34		1:08.945	34		1:08.181
1	0.398	1:08.260	1	0.611	1:08.658	1	1.071	1:08.336	1	0.309	1:08.183	1	0.604	1:08.476
18	9.005	1:09.386	18	11.146	1:10.586	18	13.211	1:09.941	18	13.301	1:09.035	18	14.120	1:09.000
98	9.420	1:08.751	97	11.349	1:09.704	97	13.668	1:10.195	97	13.752	1:09.029	97	14.551	1:08.980
97	10.090	1:08.918	98	11.604	1:10.629	15	16.038	1:10.279	15	15.568	1:08.475	15	15.966	1:08.579
27	11.567	1:08.457	27	11.908	1:08.786	27	16.130	1:12.098	27	15.849	1:08.664	27	16.522	1:08.854
15	13.659	1:09.058	15	13.635	1:08.421	7	17.071	1:09.433	7	16.847	1:08.721	7	17.353	1:08.687
99	14.412	1:09.413	99	15.049	1:09.082	99	17.613	1:10.440	99	17.567	1:08.899	99	18.402	1:09.016
7	15.281	1:09.894	7	15.514	1:08.678	24	20.427	1:09.683	24	21.168	1:09.686	24	22.329	1:09.342
19	17.145	1:09.461	19	18.406	1:09.706	19	20.700	1:10.170	55	21.796	1:09.631	55	22.815	1:09.200
24	18.125	1:09.374	24	18.620	1:08.940	55	21.110	1:10.108	19	22.174	1:10.419	19	23.635	1:09.642
55	18.452	1:09.309	55	18.878	1:08.871	12	22.077	1:09.614	12	22.427	1:09.295	12	23.904	1:09.658
12	19.494	1:09.551	12	20.339	1:09.290	98	22.099	1:18.371	98	23.072	1:09.918	98	25.645	1:10.754
33	20.751	1:09.446	33	20.969	1:08.663	33	22.481	1:09.388	33	23.296	1:09.760	33	26.139	1:11.024
8	21.065	1:08.856	8	21.612	1:08.992	8	22.993	1:09.257	8	23.588	1:09.540	4	26.637	1:09.150
69	22.498	1:09.427	69	23.163	1:09.110	69	24.767	1:09.480	69	24.736	1:08.914	50	27.242	1:10.054
50	23.061	1:09.633	50	23.781	1:09.165	50	25.278	1:09.373	50	25.369	1:09.036	8	28.172	1:12.765
44	23.525	1:10.254	44	25.344	1:10.264	4	25.746	1:08.220	4	25.668	1:08.867	44	31.984	1:10.648
4	25.364	1:08.302	4	25.402	1:08.483	44	27.892	1:10.424	44	29.517	1:10.570	6	33.029	1:09.800
6	27.437	1:10.214	6	28.944	1:09.952	6	30.761	1:09.693	6	31.410	1:09.594	17	41.268	1:11.180
17	31.462	1:10.598	17	33.018	1:10.001	17	36.097	1:10.955	17	38.269	1:11.117	30	43.425	1:09.895
30	36.722	1:10.479	30	38.392	1:10.115	30	40.705	1:10.189	30	41.711	1:09.951	9	53.855	1:11.486
9	42.951	1:11.590	9	45.527	1:11.021	9	48.444	1:10.793	9	50.550	1:11.051	23	55.833	1:10.803
23	45.292	1:11.687	23	47.908	1:11.061	23	51.225	1:11.193	23	53.211	1:10.931	16	56.696	1:11.140
16	45.862	1:11.833	16	48.344	1:10.927	16	51.679	1:11.211	16	53.737	1:11.003	22	1:10.049	1:16.780
22	52.288	1:13.314	22	55.108	1:11.265	22	58.510	1:11.278	22	1:01.450	1:11.885			
21	57.143	1:23.820P												

Lancaster Insurance MG Owners Club Championship

QUALIFYING - RACE 4

POS	NO	CL	DRIVER	NAT	CAR	TIME	LAPS	GAP	MPH
1	66	Z	Robb ADDISON		MG ZR	1:12.392	14		58.68
2	75	Z	Darren DAVIS		MG ZR	1:12.942	16	0.550	58.23
3	88	Z	Andrew COMBE		MG ZR	1:13.230	14	0.838	58.00
4	41	Z	Kelly-Anne MERCER		MG ZR	1:13.559	16	1.167	57.75
5	27	Z	Adrian OLSSON		MG ZR	1:14.001	14	1.609	57.40
6	42	B	Peter FIDDES		MG Maestro	1:14.166	16	1.774	57.27
7	17	B	David GARDNER		MG Maestro	1:14.201	16	1.809	57.25
8	99	B	Andy CAMPBELL		MG Maestro	1:14.597	16	2.205	56.94
9	12	Z	Nick GOLHAR		MG ZR	1:14.739	16	2.347	56.83
10	20	B	Peter BYLES		MG Maestro	1:15.385	16	2.993	56.35
11	10	B	William SHARPE		MG Maestro	1:15.860	15	3.468	55.99
12	29	B	Richard WATERMAN		MG Maestro	1:18.226	5	5.834	54.30

Weather / Track : Sunny / Dry

These results are provisional until the conclusion of any judicial and technical matters.

Croix

Circuit Length = 1.1800 miles.

Start: 10:27 End: 10:47

Clerk of Course:	Stewards:	Timekeeper:
------------------	-----------	-------------

Lancaster Insurance MG Owners Club Championship LAP ANALYSIS - RACE 4

10	William SHARPE	MG Maestro			
1 -	3:07.731	6 -	1:16.841	11 -	1:17.114
2 -	1:19.092	7 -	1:16.684	12 -	1:16.652
3 -	1:17.361	8 -	1:16.475	13 -	1:16.539
4 -	1:17.495	9 -	1:15.860	14 -	1:34.377
5 -	1:17.377	10 -	1:46.135	15 -	1:18.999
12	Nick GOLHAR	MG ZR			
1 -	3:04.380	6 -	1:16.675	11 -	1:15.314
2 -	1:21.041	7 -	1:17.305	12 -	1:15.841
3 -	1:17.726	8 -	1:16.400	13 -	1:14.959
4 -	1:16.637	9 -	1:14.855	14 -	1:15.568
5 -	1:18.239	10 -	1:15.160	15 -	1:15.193
17	David GARDNER	MG Maestro			
1 -	3:08.715	6 -	1:16.593	11 -	1:14.619
2 -	1:19.595	7 -	1:19.904	12 -	1:14.774
3 -	1:17.295	8 -	1:15.610	13 -	1:17.339
4 -	1:16.554	9 -	1:15.135	14 -	1:14.289
5 -	1:16.161	10 -	1:14.452	15 -	1:15.353
20	Peter BYLES	MG Maestro			
1 -	3:14.736	6 -	1:16.454	11 -	1:15.912
2 -	1:18.869	7 -	1:15.928	12 -	1:15.385
3 -	1:17.944	8 -	1:16.061	13 -	1:15.913
4 -	1:16.153	9 -	1:16.589	14 -	1:19.280
5 -	1:15.966	10 -	1:18.676	15 -	1:16.331
27	Adrian OLSSON	MG ZR			
1 -	3:01.162	6 -	1:14.334	11 -	1:14.384
2 -	1:16.792	7 -	1:14.736	12 -	1:14.001
3 -	1:15.971	8 -	3:13.698	13 -	1:14.135
4 -	1:15.011	9 -	1:15.621	14 -	1:14.730
5 -	1:14.559	10 -	1:15.175		
29	Richard WATERMAN	MG Maestro			
1 -	3:15.548				
2 -	1:25.671				
3 -	1:21.582				
4 -	1:18.226				
5 -	1:18.580				
41	Kelly-Anne MERCER	MG ZR			
1 -	2:54.674	6 -	1:14.577	11 -	1:13.714
2 -	1:18.261	7 -	1:15.357	12 -	1:13.734
3 -	1:15.861	8 -	1:13.917	13 -	1:14.185
4 -	1:15.242	9 -	1:14.687	14 -	1:14.214
5 -	1:15.652	10 -	1:14.399	15 -	1:14.129


Lancaster Insurance MG Owners Club Championship

LAP ANALYSIS - RACE 4

(contd.)

42	Peter FIDDES	MG Maestro					
1 -	3:11.251	6 -	1:15.278	11 -	1:19.401	16 -	1:14.300
2 -	1:20.456	7 -	1:16.307	12 -	1:14.748		
3 -	1:18.307	8 -	1:25.800	13 -	1:15.195		
4 -	1:15.513	9 -	1:14.346	14 -	1:19.766		
5 -	1:16.069	10 -	1:15.224	15 -	1:14.166		
66	Robb ADDISON	MG ZR					
1 -	3:24.859	6 -	1:13.437	11 -	1:12.817		
2 -	1:15.121	7 -	1:13.419	12 -	1:12.896		
3 -	1:13.700	8 -	1:13.370	13 -	1:20.970		
4 -	1:51.613	9 -	1:13.242	14 -	1:12.392		
5 -	1:13.496	10 -	1:15.493				
75	Darren DAVIS	MG ZR					
1 -	3:04.127	6 -	1:16.394	11 -	1:32.364	16 -	1:15.213
2 -	1:23.902	7 -	1:15.744	12 -	1:14.863		
3 -	1:21.550	8 -	1:15.361	13 -	1:14.081		
4 -	1:21.329	9 -	1:14.673	14 -	1:12.942		
5 -	1:16.211	10 -	1:16.428	15 -	1:15.237		
88	Andrew COMBE	MG ZR					
1 -	2:50.560	6 -	1:13.873	11 -	1:14.859		
2 -	1:17.266	7 -	1:13.767	12 -	1:15.453		
3 -	1:15.482	8 -	1:15.285	13 -	1:27.242		
4 -	1:15.117	9 -	1:19.610	14 -	1:13.230		
5 -	4:24.511	10 -	1:15.349				
99	Andy CAMPBELL	MG Maestro					
1 -	3:26.973	6 -	1:15.916	11 -	1:15.884	16 -	1:14.597
2 -	1:18.113	7 -	1:15.479	12 -	1:15.045		
3 -	1:16.608	8 -	1:15.216	13 -	1:15.012		
4 -	1:16.622	9 -	1:14.813	14 -	1:15.291		
5 -	1:16.430	10 -	1:15.197	15 -	1:14.835		

**Lancaster Insurance MG Owners Club Championship
GRID - RACE 4**

ROW 6	1:15.860 10 SHARPE	1:18.226 29 WATERMAN
ROW 5	1:14.739 12 GOLHAR	1:15.385 20 BYLES
ROW 4	1:14.201 17 GARDNER	1:14.597 99 CAMPBELL
ROW 3	1:14.001 27 OLSSON	1:14.166 42 FIDDES
ROW 2	1:13.230 88 COMBE	1:13.559 41 MERCER
ROW 1	1:12.392 66 ADDISON	1:12.942 75 DAVIS
POLE		
		

Weather / Track : Sunny / Dry
These results are provisional until the conclusion of any judicial and technical matters.

Croix
 Circuit Length = 1.1800 miles.
 Start: 10:27 End: 10:47

Clerk of Course:	Stewards:	Timekeeper:
------------------	-----------	-------------

Lancaster Insurance MG Owners Club Championship

RACE CLASSIFICATION - RACE 4

POS	NO	CL	DRIVER	NAT	CAR	TIME	LAPS	GAP	MPH	BEST
1	66	Z	Robb ADDISON		MG ZR	16:50.759	15		62.40	1:06.372
2	75	Z	Darren DAVIS		MG ZR	16:57.521	15	6.762	61.98	1:06.915
3	88	Z	Andrew COMBE		MG ZR	16:58.072	15	7.313	61.95	1:06.793
4	27	Z	Adrian OLSSON		MG ZR	16:58.262	15	7.503	61.94	1:06.708
5	12	Z	Nick GOLHAR		MG ZR	17:05.683	15	14.924	61.49	1:07.356
6	41	Z	Kelly-Anne MERCER		MG ZR	17:06.794	15	16.035	61.42	1:07.580
7	99	B	Andy CAMPBELL		MG Maestro	17:14.948	15	24.189	60.94	1:08.120
8	42	B	Peter FIDDES		MG Maestro	17:19.180	15	28.421	60.69	1:08.437
9	17	B	David GARDNER		MG Maestro	17:26.053	15	35.294	60.29	1:08.998
10	10	B	William SHARPE		MG Maestro	17:26.668	15	35.909	60.26	1:08.506
11	20	B	Peter BYLES		MG Maestro	17:47.692	15	56.933	59.07	1:09.425
12	29	B	Richard WATERMAN		MG Maestro	17:49.230	15	58.471	58.98	1:09.295

FASTEST LAP

66	Z	Robb ADDISON	MG ZR	1:06.372	4	64.00mph	103.00kph
99	B	Andy CAMPBELL	MG Maestro	1:08.120	6	62.36mph	100.35kph

Weather / Track : Cloudy / Drying

These results are provisional until the conclusion of any judicial and technical matters.

Croix

Circuit Length = 1.1800 miles.

Start: 15:25 End: 15:52

Clerk of Course:

Stewards:

Timekeeper:

Lancaster Insurance MG Owners Club Championship

LAP CHART - RACE 4

Lap 1			Lap 2			Lap 3			Lap 4			Lap 5		
No	Behind	Laptime	No	Behind	Laptime	No	Behind	Laptime	No	Behind	Laptime	No	Behind	Laptime
75		1:11.008	66		1:07.052	66		1:06.453	66		1:06.372	66		1:06.665
66	0.240	1:11.248	75	0.417	1:07.709	75	1.309	1:07.345	75	1.852	1:06.915	75	2.285	1:07.098
88	1.290	1:12.298	88	1.651	1:07.653	88	1.991	1:06.793	88	2.958	1:07.339	88	3.756	1:07.463
41	1.575	1:12.583	41	2.117	1:07.834	41	3.383	1:07.719	41	4.591	1:07.580	41	5.821	1:07.895
42	2.416	1:13.424	42	4.103	1:08.979	99	6.544	1:08.552	12	7.802	1:07.536	12	9.010	1:07.873
99	2.932	1:13.940	99	4.445	1:08.805	12	6.638	1:08.255	99	8.442	1:08.270	27	9.305	1:07.345
27	3.335	1:14.343	12	4.836	1:08.114	27	6.990	1:08.301	27	8.625	1:08.007	99	10.442	1:08.665
12	4.014	1:15.022	27	5.142	1:09.099	42	7.688	1:10.038	42	9.753	1:08.437	42	11.734	1:08.646
17	4.400	1:15.408	17	6.316	1:09.208	17	8.943	1:09.080	17	11.824	1:09.253	17	14.569	1:09.410
20	5.564	1:16.572	20	8.029	1:09.757	20	11.118	1:09.542	20	14.171	1:09.425	20	17.371	1:09.865
10	9.126	1:20.134	10	11.221	1:09.387	10	14.646	1:09.878	10	17.286	1:09.012	10	19.767	1:09.146
29	16.802	1:27.810	29	19.572	1:10.062	29	23.066	1:09.947	29	26.573	1:09.879	29	29.645	1:09.737

Lancaster Insurance MG Owners Club Championship

LAP CHART - RACE 4

(contd.)

Lap 6			Lap 7			Lap 8			Lap 9			Lap 10		
No	Behind	Laptime	No	Behind	Laptime	No	Behind	Laptime	No	Behind	Laptime	No	Behind	Laptime
66		1:06.786	66		1:06.635	66		1:06.702	66		1:07.175	66		1:07.404
75	2.904	1:07.405	75	4.039	1:07.770	75	5.129	1:07.792	75	5.593	1:07.639	75	5.829	1:07.640
88	4.438	1:07.468	88	4.967	1:07.164	88	5.782	1:07.517	88	6.193	1:07.586	88	6.898	1:08.109
41	6.893	1:07.858	41	7.885	1:07.627	41	9.053	1:07.870	41	10.320	1:08.442	27	9.927	1:06.745
12	9.616	1:07.392	12	10.337	1:07.356	27	11.011	1:07.125	27	10.586	1:06.750	41	11.198	1:08.282
27	9.933	1:07.414	27	10.588	1:07.290	12	11.712	1:08.077	12	12.098	1:07.561	12	12.718	1:08.024
99	11.776	1:08.120	99	13.643	1:08.502	99	15.092	1:08.151	99	16.170	1:08.253	99	17.292	1:08.526
42	13.526	1:08.578	42	15.904	1:09.013	42	18.643	1:09.441	42	20.334	1:08.866	42	21.911	1:08.981
17	17.177	1:09.394	17	20.126	1:09.584	17	23.219	1:09.795	17	25.571	1:09.527	17	27.706	1:09.539
20	20.413	1:09.828	20	23.414	1:09.636	20	26.308	1:09.596	20	28.977	1:09.844	10	30.669	1:08.952
10	21.673	1:08.692	10	23.643	1:08.605	10	26.629	1:09.688	10	29.121	1:09.667	20	31.615	1:10.042
29	32.154	1:09.295	29	35.582	1:10.063	29	39.140	1:10.260	29	41.830	1:09.865	29	44.815	1:10.389


Lancaster Insurance MG Owners Club Championship

LAP CHART - RACE 4

(contd.)

Lap 11			Lap 12			Lap 13			Lap 14			Lap 15		
No	Behind	Laptime	No	Behind	Laptime	No	Behind	Laptime	No	Behind	Laptime	No	Behind	Laptime
66		1:07.388	66		1:07.661	66		1:07.700	66		1:07.988	66		1:07.530
75	6.237	1:07.796	75	6.729	1:08.153	75	6.725	1:07.696	75	6.569	1:07.832	75	6.762	1:07.723
88	6.931	1:07.421	88	7.316	1:08.046	88	7.667	1:08.051	88	7.341	1:07.662	88	7.313	1:07.502
27	9.416	1:06.877	27	8.463	1:06.708	27	7.885	1:07.122	27	7.595	1:07.698	27	7.503	1:07.438
41	12.751	1:08.941	41	13.464	1:08.374	12	14.563	1:08.544	12	14.603	1:08.028	12	14.924	1:07.851
12	13.194	1:07.864	12	13.719	1:08.186	41	14.775	1:09.011	41	15.303	1:08.516	41	16.035	1:08.262
99	18.570	1:08.666	99	19.905	1:08.996	99	21.256	1:09.051	99	22.465	1:09.197	99	24.189	1:09.254
42	23.650	1:09.127	42	24.765	1:08.776	42	26.001	1:08.936	42	27.214	1:09.201	42	28.421	1:08.737
17	29.316	1:08.998	17	30.821	1:09.166	17	32.385	1:09.264	17	33.597	1:09.200	17	35.294	1:09.227
10	32.063	1:08.782	10	33.104	1:08.702	10	34.065	1:08.661	10	34.933	1:08.856	10	35.909	1:08.506
20	34.207	1:09.980	20	36.758	1:10.212	20	39.120	1:10.062	20	41.032	1:09.900	20	56.933	1:23.431
29	47.332	1:09.905	29	49.886	1:10.215	29	53.070	1:10.884	29	55.604	1:10.522	29	58.471	1:10.397

**Lancaster Insurance MG Owners Club Championship
GRID - RACE 13**

ROW 6	1:09.425 20 BYLES	1:09.295 29 WATERMAN
ROW 5	1:08.998 17 GARDNER	1:08.506 10 SHARPE
ROW 4	1:08.120 99 CAMPBELL	1:08.437 42 FIDDES
ROW 3	1:07.356 12 GOLHAR	1:07.580 41 MERCER
ROW 2	1:06.793 88 COMBE	1:06.708 27 OLSSON
ROW 1	1:06.372 66 ADDISON	1:06.915 75 DAVIS
POLE		
		

Weather / Track : Cloudy / Drying
These results are provisional until the conclusion of any judicial and technical matters.

Croix
 Circuit Length = 1.1800 miles.
 Start: 15:25 End: 15:52

Clerk of Course:	Stewards:	Timekeeper:
------------------	-----------	-------------

Lancaster Insurance MG Owners Club Championship

RACE CLASSIFICATION - RACE 13

POS	NO	CL	DRIVER	NAT	CAR	TIME	LAPS	GAP	MPH	BEST
1	66	Z	Robb ADDISON		MG ZR	16:57.710	15		61.97	1:06.530
2	27	Z	Adrian OLSSON		MG ZR	17:06.390	15	8.680	61.45	1:07.572
3	75	Z	Darren DAVIS		MG ZR	17:12.228	15	14.518	61.10	1:07.475
4	12	Z	Nick GOLHAR		MG ZR	17:12.529	15	14.819	61.08	1:07.652
5	41	Z	Kelly-Anne MERCER		MG ZR	17:18.508	15	20.798	60.73	1:08.250
6	99	B	Andy CAMPBELL		MG Maestro	17:26.174	15	28.464	60.28	1:08.866
7	17	B	David GARDNER		MG Maestro	17:28.706	15	30.996	60.14	1:08.898
8	10	B	William SHARPE		MG Maestro	17:29.675	15	31.965	60.08	1:08.566
9	42	B	Peter FIDDES		MG Maestro	17:30.254	15	32.544	60.05	1:08.811
10	29	B	Richard WATERMAN		MG Maestro	17:53.418	15	55.708	58.75	1:09.877
11	20	B	Peter BYLES		MG Maestro	17:53.460	15	55.750	58.75	1:09.715
NOT CLASSIFIED										
88	Z	Andrew COMBE		MG ZR	4:46.792	4	D.N.F.	56.98	1:08.142	
FASTEST LAP										
66	Z	Robb ADDISON		MG ZR	1:06.530	4	63.85mph	102.75kph		
10	B	William SHARPE		MG Maestro	1:08.566	6	61.95mph	99.70kph		

Weather / Track : Sunny / Dry
 These results are provisional until the conclusion of any judicial and technical matters.

Croix
 Circuit Length = 1.1800 miles.
 Start: 12:20 End: 12:37

Clerk of Course:	Stewards:	Timekeeper:
------------------	-----------	-------------

Lancaster Insurance MG Owners Club Championship

LAP CHART - RACE 13

Lap 1			Lap 2			Lap 3			Lap 4			Lap 5		
No	Behind	Laptime	No	Behind	Laptime	No	Behind	Laptime	No	Behind	Laptime	No	Behind	Laptime
66		1:13.923	66		1:06.796	66		1:06.533	66		1:06.530	66		1:06.611
75	0.426	1:14.349	75	1.105	1:07.475	75	2.118	1:07.546	75	3.814	1:08.226	27	5.017	1:07.596
88	1.017	1:14.940	27	1.894	1:07.572	27	2.957	1:07.596	27	4.032	1:07.605	75	5.858	1:08.655
27	1.118	1:15.041	88	2.869	1:08.648	88	4.478	1:08.142	12	7.120	1:08.855	12	8.903	1:08.394
42	2.108	1:16.031	12	3.676	1:07.718	12	4.795	1:07.652	41	8.529	1:08.664	41	10.422	1:08.504
12	2.754	1:16.677	41	4.678	1:08.503	41	6.395	1:08.250	99	10.967	1:09.116	99	13.416	1:09.060
41	2.971	1:16.894	99	5.782	1:09.230	99	8.381	1:09.132	88	13.010	1:15.062P	17	15.667	1:09.836
99	3.348	1:17.271	17	6.386	1:09.479	17	9.289	1:09.436	17	12.442	1:09.683	10	16.793	1:09.105
17	3.703	1:17.626	29	7.771	1:10.265	29	11.246	1:10.008	10	14.299	1:09.584	42	17.815	1:08.895
29	4.302	1:18.225	10	8.686	1:10.406	10	11.245	1:09.092	29	15.396	1:10.680	29	19.132	1:10.347
20	4.472	1:18.395	20	9.001	1:11.325	20	12.183	1:09.715	42	15.531	1:09.274	20	19.864	1:10.414
10	5.076	1:18.999	42	10.292	1:14.980	42	12.787	1:09.028	20	16.061	1:10.408			

Lancaster Insurance MG Owners Club Championship

LAP CHART - RACE 13

(contd.)

Lap 6			Lap 7			Lap 8			Lap 9			Lap 10		
No	Behind	Laptime	No	Behind	Laptime	No	Behind	Laptime	No	Behind	Laptime	No	Behind	Laptime
66		1:06.669	66		1:06.974	66		1:06.944	66		1:07.252	66		1:07.355
27	6.140	1:07.792	27	7.067	1:07.901	27	7.979	1:07.856	27	8.382	1:07.655	27	8.900	1:07.873
75	7.569	1:08.380	75	9.476	1:08.881	75	11.089	1:08.557	75	12.545	1:08.708	75	13.634	1:08.444
12	10.858	1:08.624	12	12.177	1:08.293	12	13.410	1:08.177	12	14.486	1:08.328	12	15.509	1:08.378
41	12.842	1:09.089	41	14.856	1:08.988	41	16.169	1:08.257	41	17.307	1:08.390	41	18.486	1:08.534
99	15.613	1:08.866	99	17.777	1:09.138	99	20.150	1:09.317	99	21.927	1:09.029	99	23.908	1:09.336
17	18.290	1:09.292	17	20.214	1:08.898	17	22.568	1:09.298	17	24.454	1:09.138	17	26.069	1:08.970
10	18.690	1:08.566	10	20.865	1:09.149	10	22.987	1:09.066	10	24.820	1:09.085	10	26.507	1:09.042
42	20.215	1:09.069	42	22.052	1:08.811	42	24.123	1:09.015	42	25.876	1:09.005	42	27.875	1:09.354
29	22.437	1:09.974	29	25.340	1:09.877	29	28.830	1:10.434	29	32.497	1:10.919	29	36.044	1:10.902
20	23.387	1:10.192	20	26.925	1:10.512	20	30.686	1:10.705	20	33.921	1:10.487	20	37.529	1:10.963

Weather / Track : Sunny / Dry

Lancaster Insurance MG Owners Club Championship

LAP CHART - RACE 13

(contd.)

Lap 11			Lap 12			Lap 13			Lap 14			Lap 15		
No	Behind	Laptime	No	Behind	Laptime	No	Behind	Laptime	No	Behind	Laptime	No	Behind	Laptime
66		1:07.837	66		1:08.293	66		1:08.432	66		1:08.680	66		1:08.881
27	9.424	1:08.361	27	9.764	1:08.633	27	9.666	1:08.334	27	9.502	1:08.516	27	8.680	1:08.059
75	14.407	1:08.610	75	14.601	1:08.487	75	14.648	1:08.479	75	14.763	1:08.795	75	14.518	1:08.636
12	15.693	1:08.021	12	15.548	1:08.148	12	15.411	1:08.295	12	15.078	1:08.347	12	14.819	1:08.622
41	19.166	1:08.517	41	19.696	1:08.823	41	20.413	1:09.149	41	20.705	1:08.972	41	20.798	1:08.974
99	25.300	1:09.229	99	26.229	1:09.222	99	27.262	1:09.465	99	28.043	1:09.461	99	28.464	1:09.302
17	27.833	1:09.601	17	28.984	1:09.444	17	29.761	1:09.209	17	30.416	1:09.335	17	30.996	1:09.461
10	28.491	1:09.821	10	29.267	1:09.069	10	30.357	1:09.522	10	31.271	1:09.594	10	31.965	1:09.575
42	29.310	1:09.272	42	30.051	1:09.034	42	30.825	1:09.206	42	31.817	1:09.672	42	32.544	1:09.608
29	39.406	1:11.199	29	43.640	1:12.527	29	48.010	1:12.802	29	51.682	1:12.352	29	55.708	1:12.907
20	40.265	1:10.573	20	44.853	1:12.881	20	48.443	1:12.022	20	52.080	1:12.317	20	55.750	1:12.551

Weather / Track : Sunny / Dry

BARC Clubmans Cup QUALIFYING - RACE 5

POS	NO	CL	DRIVER	NAT	CAR	TIME	LAPS	GAP	MPH
1	7		Paul FREEMAN		Ardmore FR95B	1:03.020	19		67.40
2	1		Barry WEBB		Mallork MK 23/03	1:03.107	18	0.087	67.31
3	5		Peter RICHINGS		Mallock MK27 SE EBX	1:03.955	19	0.935	66.42
4	2		Howard PAYNE		Mallock MK20	1:04.327	17	1.307	66.03
5	34		Bjorne MUMM		Mallock MK 28/30	1:04.388	18	1.368	65.97
6	3		Adrian LESTER		Mallock MK35k	1:04.571	18	1.551	65.78
7	29		Alex OSBORNE		Mallock MK30 PR	1:04.694	18	1.674	65.66
8	88		Vaughan THOMAS		Mallock MK30	1:04.817	19	1.797	65.53
9	22		Luciano GOFASTIO		Mallock 27 EBX	1:04.823	18	1.803	65.53
10	23		Des ANDREWS		Mallock 23	1:05.130	18	2.110	65.22
11	9		Marcus BICKNELL		Mallock MK 26/27 SG	1:05.670	18	2.650	64.68
12	12		Jamie CHAMPKIN		Phantom P94/05	1:05.766	18	2.746	64.59
13	13		Guy PARR		Mallock MK30	1:06.022	18	3.002	64.34
14	10		Ian CROMBIE		Mallock MK 28B	1:06.888	15	3.868	63.50
15	21		Mark CHARTERIS		Mallork 20B	1:07.475	17	4.455	62.95
16	27		Nigel PARR		Mallock MK27	1:07.487	17	4.467	62.94

Car 12 - No working transponder

Weather / Track : Cloudy / Damp

These results are provisional until the conclusion of any judicial and technical matters.

Croix

Circuit Length = 1.1800 miles.

Start: 10:53 End: 11:13

Clerk of Course:	Stewards:	Timekeeper:
------------------	-----------	-------------

BARC Clubmans Cup

LAP ANALYSIS - RACE 5

1	Barry WEBB	Mallork MK 23/03					
1 -	5:20.968	6 -	1:07.413	11 -	1:04.107	16 -	1:04.270
2 -	1:09.018	7 -	1:07.455	12 -	1:04.189	17 -	1:03.454
3 -	1:07.181	8 -	1:05.145	13 -	1:03.686	18 -	1:03.760
4 -	1:06.446	9 -	1:04.514	14 -	1:03.107		
5 -	1:05.524	10 -	1:07.448	15 -	1:05.464		
2	Howard PAYNE	Mallock MK20					
1 -	5:10.615	6 -	1:05.366	11 -	1:04.442	16 -	2:42.733
2 -	1:07.100	7 -	1:05.553	12 -	1:05.084	17 -	1:04.327
3 -	1:05.386	8 -	1:05.264	13 -	1:04.665		
4 -	1:05.366	9 -	1:04.970	14 -	1:04.396		
5 -	1:04.882	10 -	1:04.435	15 -	1:04.570		
3	Adrian LESTER	Mallock MK35k					
1 -	5:26.862	6 -	1:05.510	11 -	1:04.752	16 -	1:05.393
2 -	1:07.068	7 -	1:05.090	12 -	1:05.815	17 -	1:05.383
3 -	1:06.172	8 -	1:06.982	13 -	1:05.591	18 -	1:04.729
4 -	1:05.274	9 -	1:04.725	14 -	1:04.571		
5 -	1:05.445	10 -	1:05.318	15 -	1:05.800		
5	Peter RICHINGS	Mallock MK27 SE EBX					
1 -	5:21.291	6 -	1:05.351	11 -	1:04.664	16 -	1:05.233
2 -	1:07.848	7 -	1:05.362	12 -	1:04.530	17 -	1:04.024
3 -	1:06.960	8 -	1:05.130	13 -	1:04.254	18 -	1:03.964
4 -	1:06.530	9 -	1:05.206	14 -	1:03.955	19 -	1:04.188
5 -	1:05.496	10 -	1:04.586	15 -	1:05.050		
7	Paul FREEMAN	Ardmore FR95B					
1 -	5:15.440	6 -	1:04.457	11 -	1:03.920	16 -	1:05.190
2 -	1:09.306	7 -	1:03.784	12 -	1:10.545	17 -	1:03.231
3 -	1:07.517	8 -	1:04.765	13 -	1:03.020	18 -	1:04.089
4 -	1:05.044	9 -	1:04.553	14 -	1:04.526	19 -	1:03.363
5 -	1:04.845	10 -	1:04.598	15 -	1:04.185		
9	Marcus BICKNELL	Mallock MK 26/27 SG					
1 -	5:25.992	6 -	1:05.670	11 -	1:05.981	16 -	1:07.040
2 -	1:09.280	7 -	1:05.872	12 -	1:06.529	17 -	1:06.568
3 -	1:07.101	8 -	1:06.459	13 -	1:06.677	18 -	1:07.637
4 -	1:06.468	9 -	1:07.536	14 -	1:06.570		
5 -	1:06.849	10 -	1:07.256	15 -	1:06.912		
10	Ian CROMBIE	Mallock MK 28B					
1 -	5:29.092	6 -	1:09.360	11 -	1:10.619		
2 -	1:09.570	7 -	1:08.454	12 -	1:09.437		
3 -	1:14.592	8 -	1:07.410	13 -	1:09.859		
4 -	1:12.284	9 -	3:29.389	14 -	1:09.892		
5 -	1:08.746	10 -	1:08.539	15 -	1:06.888		

Car 12 - No working transponder
Weather / Track : Cloudy / Damp

BARC Clubmans Cup

LAP ANALYSIS - RACE 5

(contd.)

12	Jamie CHAMPKIN	Phantom P94/05					
1 -	5:20.343	6 -	1:06.201	11 -	1:06.209	16 -	1:10.450
2 -	1:11.333	7 -	1:05.917	12 -	1:06.091	17 -	1:07.950
3 -	1:07.854	8 -	1:05.849	13 -	1:05.766	18 -	1:07.374
4 -	1:06.759	9 -	1:06.002	14 -	1:06.177		
5 -	1:06.386	10 -	1:06.111	15 -	1:06.279		
13	Guy PARR	Mallock MK30					
1 -	5:32.186	6 -	1:06.849	11 -	1:06.784	16 -	1:08.307
2 -	1:10.206	7 -	1:07.042	12 -	1:06.221	17 -	1:07.173
3 -	1:09.689	8 -	1:06.803	13 -	1:06.022	18 -	1:06.282
4 -	1:08.651	9 -	1:06.729	14 -	1:06.695		
5 -	1:07.333	10 -	1:06.705	15 -	1:07.025		
21	Mark CHARTERIS	Mallock 20B					
1 -	5:18.437	6 -	1:09.338	11 -	1:09.571	16 -	1:08.588
2 -	1:10.407	7 -	1:08.941	12 -	1:07.898	17 -	1:18.599
3 -	1:11.986	8 -	1:08.856	13 -	1:08.006		
4 -	1:09.862	9 -	1:08.028	14 -	1:09.072		
5 -	1:08.752	10 -	1:09.730	15 -	1:07.475		
22	Luciano GOFASTIO	Mallock 27 EBX					
1 -	5:46.049	6 -	1:06.600	11 -	1:06.598	16 -	1:05.441
2 -	1:08.300	7 -	1:05.934	12 -	1:05.058	17 -	1:05.204
3 -	1:07.556	8 -	1:06.026	13 -	1:05.121	18 -	1:05.344
4 -	1:06.961	9 -	1:06.776	14 -	1:04.823		
5 -	1:07.146	10 -	1:06.017	15 -	1:06.084		
23	Des ANDREWS	Mallock 23					
1 -	5:33.613	6 -	1:11.917	11 -	1:09.522	16 -	1:05.641
2 -	1:09.816	7 -	1:05.683	12 -	1:05.420	17 -	1:05.526
3 -	1:09.901	8 -	1:05.130	13 -	1:05.394	18 -	1:05.807
4 -	1:08.426	9 -	1:05.341	14 -	1:05.560		
5 -	1:07.062	10 -	1:14.465	15 -	1:05.936		
27	Nigel PARR	Mallock MK27					
1 -	5:35.751	6 -	1:09.192	11 -	1:10.717	16 -	1:09.248
2 -	1:11.503	7 -	1:08.428	12 -	1:08.800	17 -	1:08.652
3 -	1:09.260	8 -	1:07.617	13 -	1:09.491		
4 -	1:10.081	9 -	1:07.907	14 -	1:07.487		
5 -	1:09.147	10 -	1:07.639	15 -	1:31.924		
29	Alex OSBORNE	Mallock MK30 PR					
1 -	5:44.525	6 -	1:08.925	11 -	1:06.962	16 -	1:04.694
2 -	1:06.743	7 -	1:06.034	12 -	1:08.338	17 -	1:04.793
3 -	1:06.225	8 -	1:05.271	13 -	1:04.912	18 -	1:05.445
4 -	1:06.136	9 -	1:07.003	14 -	1:05.553		
5 -	1:05.565	10 -	1:06.347	15 -	1:13.970		

Car 12 - No working transponder
Weather / Track : Cloudy / Damp

BARC Clubmans Cup LAP ANALYSIS - RACE 5

(contd.)


34	Bjorne MUMM	Mallock MK 28/30					
1 -	5:22.222	6 -	1:05.712	11 -	1:39.135	16 -	1:05.453
2 -	1:08.374	7 -	1:04.388	12 -	1:04.890	17 -	1:08.202
3 -	1:07.432	8 -	1:13.157	13 -	1:05.567	18 -	1:04.918
4 -	1:06.277	9 -	1:05.318	14 -	1:04.809		
5 -	1:05.687	10 -	1:05.922	15 -	1:04.972		
88	Vaughan THOMAS	Mallock MK30					
1 -	5:11.727	6 -	1:05.210	11 -	1:04.890	16 -	1:06.774
2 -	1:07.706	7 -	1:05.062	12 -	1:05.367	17 -	1:05.375
3 -	1:06.192	8 -	1:05.003	13 -	1:05.279	18 -	1:06.043
4 -	1:05.360	9 -	1:05.518	14 -	1:06.171	19 -	1:05.104
5 -	1:05.996	10 -	1:04.817	15 -	1:05.508		

Car 12 - No working transponder
Weather / Track : Cloudy / Damp

BARC Clubmans Cup GRID - RACE 5

ROW 8	21	1:07.475 CHARTERIS	27	1:07.487 PARR
ROW 7	13	1:06.022 PARR	10	1:06.888 CROMBIE
ROW 6	9	1:05.670 BICKNELL	12	1:05.766 CHAMPKIN
ROW 5	22	1:04.823 GOFASTIO	23	1:05.130 ANDREWS
ROW 4	29	1:04.694 OSBORNE	88	1:04.817 THOMAS
ROW 3	34	1:04.388 MUMM	3	1:04.571 LESTER
ROW 2	5	1:03.955 RICHINGS	2	1:04.327 PAYNE
ROW 1	7	1:03.020 FREEMAN	1	1:03.107 WEBB

POLE



Car 12 - No working transponder
Weather / Track : Cloudy / Damp
These results are provisional until the conclusion of any judicial and technical matters.

Croix
 Circuit Length = 1.1800 miles.
 Start: 10:53 End: 11:13

Clerk of Course:	Stewards:	Timekeeper:
------------------	-----------	-------------

BARC Clubmans Cup

RACE CLASSIFICATION - RACE 5

POS	NO	CL	DRIVER	NAT	CAR	TIME	LAPS	GAP	MPH	BEST
1	1		Barry WEBB		Mallock MK 23/03	16:31.419	17		72.18	57.712
2	7		Paul FREEMAN		Ardmore FR95B	16:31.959	17	0.540	72.14	57.429
3	2		Howard PAYNE		Mallock MK20	16:37.543	17	6.124	71.74	58.116
4	5		Peter RICHINGS		Mallock MK27 SE EBX	16:40.478	17	9.059	71.53	58.104
5	34		Bjorne MUMM		Mallock MK 28/30	16:47.469	17	16.050	71.03	58.426
6	3		Adrian LESTER		Mallock MK35k	16:51.210	17	19.791	70.77	58.610
7	22		Luciano GOFASTIO		Mallock 27 EBX	16:59.461	17	28.042	70.20	58.888
8	29		Alex OSBORNE		Mallock MK30 PR	17:02.273	17	30.854	70.00	58.715
9	88		Vaughan THOMAS		Mallock MK30	17:05.336	17	33.917	69.80	59.333
10	12		Jamie CHAMPKIN		Phantom P94/05	17:06.969	17	35.550	69.68	59.239
11	13		Guy PARR		Mallock MK30	17:09.343	17	37.924	69.52	59.317
12	21		Mark CHARTERIS		Mallock 20B	17:16.753	17	45.334	69.03	59.705
13	27		Nigel PARR		Mallock MK27	17:29.186	17	57.767	68.21	1:00.139
14	9		Marcus BICKNELL		Mallock MK 26/27 SG	16:39.499	16	1 LAP	67.35	1:01.077
NOT CLASSIFIED										
	23		Des ANDREWS		Mallock 23	4:07.687	4	D.N.F.	65.98	59.194
	10		Ian CROMBIE		Mallock MK 28B	4:36.266	3	D.N.F.	43.78	1:00.219
FASTEST LAP										
	7		Paul FREEMAN		Ardmore FR95B	57.429	14	73.97mph		119.04kph

Weather / Track : Cloudy / Drying

These results are provisional until the conclusion of any judicial and technical matters.

Croix

Circuit Length = 1.1800 miles.

Start: 15:53 End: 16:09

Clerk of Course:	Stewards:	Timekeeper:
------------------	-----------	-------------

BARC Clubmans Cup

LAP CHART - RACE 5

Lap 1			Lap 2			Lap 3			Lap 4			Lap 5		
No	Behind	Laptime	No	Behind	Laptime	No	Behind	Laptime	No	Behind	Laptime	No	Behind	Laptime
1		1:01.566	1		58.134	1		57.712	1		58.033	1		57.727
7	1.106	1:02.672	7	1.648	58.676	7	2.381	58.445	7	2.752	58.404	7	3.324	58.299
5	2.058	1:03.624	2	2.849	58.730	2	3.339	58.202	2	3.433	58.127	2	4.043	58.337
2	2.253	1:03.819	5	3.173	59.249	5	3.990	58.529	5	4.395	58.438	5	4.967	58.299
34	3.554	1:05.120	34	4.640	59.220	34	6.266	59.338	34	7.954	59.721	34	9.511	59.284
3	4.381	1:05.947	3	5.147	58.900	3	6.498	59.063	29	8.278	59.399	29	9.833	59.282
29	4.693	1:06.259	29	5.682	59.123	29	6.912	58.942	3	8.465	1:00.000	3	10.393	59.655
22	5.691	1:07.257	22	7.360	59.803	22	8.840	59.192	22	9.872	59.065	22	11.142	58.997
88	6.146	1:07.712	88	8.154	1:00.142	88	9.931	59.489	88	11.413	59.515	88	13.244	59.558
13	6.675	1:08.241	13	8.498	59.957	23	11.041	59.194	23	12.242	59.234	13	14.716	59.658
12	6.858	1:08.424	12	9.228	1:00.504	13	11.290	1:00.504	13	12.785	59.528	12	15.486	59.868
23	7.215	1:08.781	23	9.559	1:00.478	12	11.518	1:00.002	12	13.345	59.860	21	21.320	1:01.119
9	7.830	1:09.396	9	10.982	1:01.286	9	14.347	1:01.077	9	17.625	1:01.311	9	22.478	1:02.580
21	8.604	1:10.170	21	11.702	1:01.232	21	14.706	1:00.716	21	17.928	1:01.255	27	22.476	1:01.639
27	8.678	1:10.244	27	12.168	1:01.624	27	15.918	1:01.462	27	18.564	1:00.679			
			10	1 LAP	2:35.584	10	1 LAP	1:00.219	10	1 LAP	1:00.463			

BARC Clubmans Cup LAP CHART - RACE 5

(contd.)

Lap 6			Lap 7			Lap 8			Lap 9			Lap 10		
No	Behind	Laptime	No	Behind	Laptime	No	Behind	Laptime	No	Behind	Laptime	No	Behind	Laptime
1		58.333	1		58.135	1		58.007	1		58.395	1		58.200
7	3.021	58.030	7	3.173	58.287	7	3.206	58.040	7	2.627	57.816	7	2.431	58.004
2	3.942	58.232	2	3.923	58.116	2	4.256	58.340	2	4.115	58.254	2	4.090	58.175
5	5.700	59.066	5	6.322	58.757	5	6.883	58.568	5	6.954	58.466	5	7.247	58.493
34	10.002	58.824	34	10.939	59.072	34	12.180	59.248	34	12.444	58.659	34	13.117	58.873
29	10.332	58.832	29	11.382	59.185	29	12.528	59.153	29	12.865	58.732	3	14.612	58.781
3	11.771	59.711	3	12.447	58.811	3	13.326	58.886	3	14.031	59.100	29	15.090	1:00.425
22	12.355	59.546	22	13.370	59.150	22	14.421	59.058	22	14.914	58.888	22	15.739	59.025
88	15.216	1:00.305	88	16.685	59.604	88	18.832	1:00.154	88	19.808	59.371	88	21.276	59.668
13	16.338	59.955	13	17.844	59.641	13	19.438	59.601	13	20.360	59.317	13	21.878	59.718
12	17.343	1:00.190	12	18.612	59.404	12	19.844	59.239	12	21.236	59.787	12	22.402	59.366
21	23.784	1:00.797	21	25.968	1:00.319	21	28.189	1:00.228	21	29.880	1:00.086	21	32.322	1:00.642
9	26.723	1:02.578	9	30.301	1:01.713	9	33.744	1:01.450	27	37.134	1:01.495	27	39.464	1:00.530
27	27.127	1:02.984	27	30.682	1:01.690	27	34.034	1:01.359	9	37.135	1:01.786	9	41.085	1:02.150

BARC Clubmans Cup LAP CHART - RACE 5

(contd.)


Lap 11			Lap 12			Lap 13			Lap 14			Lap 15		
No	Behind	Laptime	No	Behind	Laptime	No	Behind	Laptime	No	Behind	Laptime	No	Behind	Laptime
1		57.968	1		58.246	1		57.778	1		58.116	1		57.989
7	2.463	58.000	7	1.868	57.651	7	2.156	58.066	7	1.469	57.429	7	1.160	57.680
2	4.814	58.692	2	4.814	58.246	2	5.656	58.620	2	5.880	58.340	2	6.249	58.358
5	7.989	58.710	5	8.155	58.412	5	8.746	58.369	5	8.978	58.348	5	9.093	58.104
34	13.721	58.572	34	14.035	58.560	34	14.776	58.519	34	15.086	58.426	34	15.556	58.459
3	15.799	59.155	3	16.504	58.951	3	17.336	58.610	3	18.269	59.049	3	18.961	58.681
22	18.296	1:00.525	22	19.338	59.288	22	21.086	59.526	22	22.791	59.821	22	24.792	59.990
88	23.068	59.760	88	24.551	59.729	88	26.610	59.837	88	27.827	59.333	29	29.987	58.967
13	24.486	1:00.576	13	26.828	1:00.588	29	27.975	58.715	29	29.009	59.150	88	30.840	1:01.002
29	24.738	1:07.616	29	27.038	1:00.546	12	28.816	59.335	12	30.178	59.478	12	31.492	59.303
12	25.194	1:00.760	12	27.259	1:00.311	13	29.868	1:00.818	13	32.366	1:00.614	13	34.479	1:00.102
21	34.855	1:00.501	21	36.908	1:00.299	21	38.835	59.705	21	40.500	59.781	21	42.720	1:00.209
27	42.269	1:00.773	27	44.337	1:00.314	27	47.579	1:01.020	27	50.473	1:01.010	27	52.623	1:00.139
9	44.784	1:01.667	9	48.346	1:01.808	9	51.942	1:01.374	9	55.508	1:01.682			

BARC Clubmans Cup LAP CHART - RACE 5

(contd.)

Lap 16			Lap 17			Lap 18			Lap 19			Lap 20		
No	Behind	Laptime	No	Behind	Laptime	No	Behind	Laptime	No	Behind	Laptime	No	Behind	Laptime
1		58.784	1		58.296									
7	0.380	58.004	7	0.540	58.456									
9	1 LAP	1:03.530	2	6.124	58.621									
2	5.799	58.334	9	1 LAP	1:04.111									
5	8.758	58.449	5	9.059	58.597									
34	15.365	58.593	34	16.050	58.981									
3	19.246	59.069	3	19.791	58.841									
22	25.570	59.562	22	28.042	1:00.768									
29	30.077	58.874	29	30.854	59.073									
88	31.840	59.784	88	33.917	1:00.373									
12	33.197	1:00.489	12	35.550	1:00.649									
13	35.437	59.742	13	37.924	1:00.783									
21	43.838	59.902	21	45.334	59.792									
27	54.736	1:00.897	27	57.767	1:01.327									

BARC Clubmans Cup GRID - RACE 14

ROW 8	59.194 23 ANDREWS	1:00.219 10 CROMBIE
ROW 7	1:00.139 27 PARR	1:01.077 9 BICKNELL
ROW 6	59.317 13 PARR	59.705 21 CHARTERIS
ROW 5	59.333 88 THOMAS	59.239 12 CHAMPKIN
ROW 4	58.888 22 GOFASTIO	58.715 29 OSBORNE
ROW 3	58.426 34 MUMM	58.610 3 LESTER
ROW 2	58.116 2 PAYNE	58.104 5 RICHINGS
ROW 1	57.712 1 WEBB	57.429 7 FREEMAN
POLE		
		

Weather / Track : Cloudy / Drying
These results are provisional until the conclusion of any judicial and technical matters.

Croix
 Circuit Length = 1.1800 miles.
 Start: 15:53 End: 16:09

Clerk of Course:	Stewards:	Timekeeper:
------------------	-----------	-------------

BARC Clubmans Cup

RACE CLASSIFICATION - RACE 14

POS	NO	CL	DRIVER	NAT	CAR	TIME	LAPS	GAP	MPH	BEST
1	1		Barry WEBB		Mallock MK 23/03	11:43.503	12		71.53	57.928
2	7		Paul FREEMAN		Ardmore FR95B	11:44.812	12	1.309	71.40	58.138
3	2		Howard PAYNE		Mallock MK20	11:50.244	12	6.741	70.86	58.470
4	3		Adrian LESTER		Mallock MK35k	11:55.841	12	12.338	70.30	58.788
5	5		Peter RICHINGS		Mallock MK27 SE EBX	11:56.512	12	13.009	70.24	58.876
6	29		Alex OSBORNE		Mallock MK30 PR	11:57.128	12	13.625	70.18	58.691
7	34		Bjorne MUMM		Mallock MK 28/30	11:58.397	12	14.894	70.05	58.821
8	22		Luciano GOFASTIO		Mallock 27 EBX	12:06.345	12	22.842	69.28	59.162
9	88		Vaughan THOMAS		Mallock MK30	12:08.217	12	24.714	69.11	59.467
10	23		Des ANDREWS		Mallock 23	12:09.373	12	25.870	69.00	59.214
11	13		Guy PARR		Mallock MK30	12:19.363	12	35.860	68.06	59.939
12	12		Jamie CHAMPKIN		Phantom P94/05	12:21.027	12	37.524	67.91	59.545
13	27		Nigel PARR		Mallock MK27	12:22.837	12	39.334	67.75	1:00.296
14	10		Ian CROMBIE		Mallock MK 28B	12:23.001	12	39.498	67.73	1:00.416
15	21		Mark CHARTERIS		Mallock 20B	12:23.855	12	40.352	67.65	1:00.340
16	9		Marcus BICKNELL		Mallock MK 26/27 SG	12:26.583	12	43.080	67.41	1:00.412

FASTEST LAP									
1			Barry WEBB		Mallock MK 23/03	57.928	3	73.33mph	118.01kph

Weather / Track : Sunny / Dry
 These results are provisional until the conclusion of any judicial and technical matters.

Croix
 Circuit Length = 1.1800 miles.
 Start: 13:41 End: 13:52

Clerk of Course:	Stewards:	Timekeeper:
------------------	-----------	-------------

BARC Clubmans Cup

LAP CHART - RACE 14

Lap 1			Lap 2			Lap 3			Lap 4			Lap 5		
No	Behind	Laptime	No	Behind	Laptime	No	Behind	Laptime	No	Behind	Laptime	No	Behind	Laptime
1		1:01.734	1		57.954	1		57.928	1		58.273	1		57.934
7	1.405	1:03.139	7	1.848	58.397	7	2.231	58.311	7	2.493	58.535	7	3.002	58.443
2	1.936	1:03.670	2	2.491	58.509	2	3.033	58.470	2	3.337	58.577	2	4.178	58.775
5	2.559	1:04.293	3	4.799	59.783	3	6.086	59.215	3	7.501	59.688	3	8.374	58.807
3	2.970	1:04.704	5	5.697	1:01.092	5	7.267	59.498	5	7.969	58.975	5	9.236	59.201
34	3.874	1:05.608	34	6.184	1:00.264	29	7.658	59.097	29	8.961	59.576	29	10.022	58.995
29	4.227	1:05.961	29	6.489	1:00.216	34	8.344	1:00.088	34	9.331	59.260	34	10.768	59.371
22	4.630	1:06.364	22	7.298	1:00.622	22	8.917	59.547	22	9.806	59.162	22	11.327	59.455
12	5.007	1:06.741	88	8.358	1:00.403	88	10.238	59.808	88	11.432	59.467	88	13.021	59.523
88	5.909	1:07.643	23	11.069	1:01.172	23	12.355	59.214	23	13.534	59.452	23	15.456	59.856
9	7.387	1:09.121	9	11.740	1:02.307	9	14.224	1:00.412	9	17.044	1:01.093	10	19.715	1:00.592
23	7.851	1:09.585	10	12.016	1:01.636	10	14.778	1:00.690	10	17.057	1:00.552	9	20.742	1:01.632
21	7.905	1:09.639	21	12.069	1:02.118	21	15.448	1:01.307	21	17.640	1:00.465	27	21.515	1:01.406
10	8.334	1:10.068	27	12.418	1:01.382	27	15.853	1:01.363	27	18.043	1:00.463	13	22.128	1:01.450
27	8.990	1:10.724	13	14.647	59.939	13	16.864	1:00.145	13	18.612	1:00.021	21	22.270	1:02.564
13	12.662	1:14.396	12	17.766	1:10.713	12	20.931	1:01.093	12	22.281	59.623	12	23.967	59.620

BARC Clubmans Cup LAP CHART - RACE 14

(contd.)

Lap 6			Lap 7			Lap 8			Lap 9			Lap 10		
No	Behind	Laptime	No	Behind	Laptime	No	Behind	Laptime	No	Behind	Laptime	No	Behind	Laptime
1		58.529	1		58.087	1		58.229	1		58.521	1		58.335
7	2.700	58.227	7	2.976	58.363	7	3.155	58.408	7	2.810	58.176	7	2.749	58.274
2	4.305	58.656	2	4.905	58.687	2	5.541	58.865	2	6.082	59.062	2	6.747	59.000
3	8.633	58.788	3	9.378	58.832	3	10.128	58.979	3	10.953	59.346	3	11.662	59.044
5	9.583	58.876	5	10.753	59.257	5	11.504	58.980	5	12.166	59.183	5	12.760	58.929
29	10.885	59.392	29	11.489	58.691	29	12.248	58.988	29	12.697	58.970	29	13.444	59.082
34	11.201	58.962	34	12.508	59.394	34	13.230	58.951	34	13.530	58.821	34	14.487	59.292
22	12.006	59.208	22	14.127	1:00.208	22	15.779	59.881	22	17.026	59.768	22	18.474	59.783
88	14.576	1:00.084	88	16.894	1:00.405	88	18.736	1:00.071	88	20.406	1:00.191	88	22.271	1:00.200
23	16.317	59.390	23	17.941	59.711	23	19.432	59.720	23	21.142	1:00.231	23	22.801	59.994
10	22.298	1:01.112	10	24.627	1:00.416	10	27.461	1:01.063	10	30.557	1:01.617	13	32.665	1:00.202
9	22.915	1:00.702	9	26.435	1:01.607	13	29.134	1:00.793	13	30.798	1:00.185	10	33.729	1:01.507
27	23.282	1:00.296	13	26.570	1:00.908	27	30.078	1:01.619	27	31.868	1:00.311	12	34.005	1:00.310
13	23.749	1:00.150	27	26.688	1:01.493	12	30.464	1:01.137	12	32.030	1:00.087	27	34.363	1:00.830
21	24.611	1:00.870	21	27.183	1:00.659	9	31.575	1:03.369	21	34.283	1:01.187	21	36.288	1:00.340
12	24.983	59.545	12	27.556	1:00.660	21	31.617	1:02.663	9	35.154	1:02.100	9	38.358	1:01.539

BARC Clubmans Cup LAP CHART - RACE 14

(contd.)

Lap 11			Lap 12			Lap 13			Lap 14			Lap 15		
No	Behind	Laptime	No	Behind	Laptime	No	Behind	Laptime	No	Behind	Laptime	No	Behind	Laptime
1		58.456	1		59.523									
7	2.431	58.138	7	1.309	58.401									
2	7.384	59.093	2	6.741	58.880									
3	12.560	59.354	3	12.338	59.301									
5	13.325	59.021	5	13.009	59.207									
29	14.196	59.208	29	13.625	58.952									
34	15.385	59.354	34	14.894	59.032									
22	19.935	59.917	22	22.842	1:02.430									
88	23.996	1:00.181	88	24.714	1:00.241									
23	24.789	1:00.444	23	25.870	1:00.604									
13	34.420	1:00.211	13	35.860	1:00.963									
12	36.791	1:01.242	12	37.524	1:00.256									
10	37.273	1:02.000	27	39.334	1:01.205									
27	37.652	1:01.745	10	39.498	1:01.748									
21	38.518	1:00.686	21	40.352	1:01.357									
9	41.058	1:01.156	9	43.080	1:01.545									

Mini Se7en Championship

QUALIFYING - RACE 6 & 15

POS	NO	CL	DRIVER	NAT	CAR	TIME	LAPS	GAP	MPH
1	85	S7	Andrew DEVINY		Rover Mini	1:09.214	17		61.37
2	53	S7	Niven BURGE		Mini 7	1:09.408	13	0.194	61.20
3	3	S7	Dave BANWELL		Mini Car Medic	1:10.505	16	1.291	60.25
4	7	S7	Dick HUNTER		Mini Seven	1:10.660	13	1.446	60.11
5	2	S7	Max HUNTER		Mini Se7en	1:10.687	13	1.473	60.09
6	16	S7	James WINNIFIRTH		Mini Se7en	1:10.739	16	1.525	60.05
7	9	S7	Kane ASTIN		Mini Seven	1:10.750	16	1.536	60.04
8	5	S7	Paul THOMPSON		Rover Mini	1:10.910	16	1.696	59.90
9	35	S7	Paul SPARK		Rover Seven	1:11.031	16	1.817	59.80
10	84	S7	Ian DEVINY		Rover Mini	1:11.143	16	1.929	59.71
11	95	S7	Alan LETTS		Mini 7	1:11.261	17	2.047	59.61
12	78	S7	Paul MCGARRY		Rover Mini 7	1:11.297	17	2.083	59.58
13	36	S7	Damon ASTIN		Mini Seven	1:11.479	16	2.265	59.43
14	43	S7	Dave EDGECOMBE		Mini Se7en	1:11.878	15	2.664	59.10
15	28	S7	Graeme DAVIS		Mini 7	1:12.005	16	2.791	58.99
16	98	S7	Mark SMITH		Rover Mini	1:12.081	16	2.867	58.93
17	60	S7	Malcolm james KEAT		Mini Seven	1:12.375	15	3.161	58.69
18	6	S7	Geoff LETTS		Rover Mini	1:12.411	16	3.197	58.66
19	82	S7	Andrew RUTHVEN		Mini Se7en	1:12.479	12	3.265	58.61
20	38	S7	Steven HOPPER		Rover Mini	1:13.686	12	4.472	57.65
21	99	S7	Rupert HINDE		Mini Se7en	1:13.719	16	4.505	57.62
22	24	S7	James BOWERS COULSON		Mini 7	1:13.966	15	4.752	57.43
23	33	S7	Geoff TAYLOR		Mini Se7en	1:16.048	15	6.834	55.85

Cars 5 & 24 - No working transponder

Weather / Track : Sunny / Drying

These results are provisional until the conclusion of any judicial and technical matters.

Croix

Circuit Length = 1.1800 miles.

Start: 11:17 End: 11:37

Clerk of Course:	Stewards:	Timekeeper:
------------------	-----------	-------------

Mini Se7en Championship

LAP ANALYSIS - RACE 6 & 15

2	Max HUNTER	Mini Se7en			
1 -	3:14.644	6 -	1:13.453	11 -	4:16.907
2 -	1:16.030	7 -	1:14.164	12 -	1:13.829
3 -	1:13.720	8 -	1:11.803	13 -	1:10.687
4 -	1:18.185	9 -	1:16.859		
5 -	1:20.973	10 -	1:10.867		
3	Dave BANWELL	Mini Car Medic			
1 -	3:31.457	6 -	1:14.626	11 -	1:11.468
2 -	1:15.956	7 -	1:14.173	12 -	1:11.550
3 -	1:15.560	8 -	1:13.574	13 -	1:10.505
4 -	1:15.167	9 -	1:12.882	14 -	1:10.681
5 -	1:15.672	10 -	1:12.073	15 -	1:10.830
5	Paul THOMPSON	Rover Mini			
1 -	2:58.427	6 -	1:14.290	11 -	1:11.832
2 -	1:14.364	7 -	1:14.056	12 -	1:11.263
3 -	1:13.539	8 -	1:13.594	13 -	1:10.910
4 -	1:13.878	9 -	1:12.987	14 -	1:11.576
5 -	1:13.779	10 -	1:11.724	15 -	1:14.600
6	Geoff LETTS	Rover Mini			
1 -	2:46.200	6 -	1:14.715	11 -	1:12.876
2 -	1:15.618	7 -	1:14.375	12 -	1:13.134
3 -	1:15.349	8 -	1:14.025	13 -	1:12.411
4 -	1:14.752	9 -	1:13.051	14 -	1:12.667
5 -	1:14.341	10 -	1:12.903	15 -	1:24.067
7	Dick HUNTER	Mini Seven			
1 -	3:15.407	6 -	1:12.559	11 -	1:11.170
2 -	1:16.098	7 -	1:12.922	12 -	1:11.045
3 -	1:14.478	8 -	1:12.882	13 -	1:10.660
4 -	1:14.334	9 -	1:11.863		
5 -	1:13.788	10 -	1:11.816		
9	Kane ASTIN	Mini Seven			
1 -	3:05.200	6 -	1:18.460	11 -	1:12.826
2 -	1:19.578	7 -	1:16.774	12 -	1:12.047
3 -	1:17.994	8 -	1:15.558	13 -	1:11.369
4 -	1:17.104	9 -	1:14.856	14 -	1:10.750
5 -	1:17.139	10 -	1:13.742	15 -	1:12.313
16	James WINNIFIRTH	Mini Se7en			
1 -	2:48.689	6 -	1:15.191	11 -	1:11.407
2 -	1:15.399	7 -	1:14.113	12 -	1:10.978
3 -	1:15.801	8 -	1:13.395	13 -	1:11.930
4 -	1:20.521	9 -	1:13.130	14 -	1:12.212
5 -	1:14.520	10 -	1:12.109	15 -	1:10.739

Mini Se7en Championship

LAP ANALYSIS - RACE 6 & 15

(contd.)

24	James BOWERS COULSON	Mini 7	
1 - 3:11.131	6 - 1:28.933	11 - 1:15.166	
2 - 1:20.434	7 - 1:17.451	12 - 1:14.516	
3 - 1:21.674	8 - 1:15.943	13 - 1:13.966	
4 - 1:17.686	9 - 1:17.086	14 - 1:14.490	
5 - 1:16.055	10 - 1:14.618	15 - 1:15.098	
28	Graeme DAVIS	Mini 7	
1 - 2:47.703	6 - 1:19.017	11 - 1:12.524	16 - 1:12.005
2 - 1:16.097	7 - 1:14.771	12 - 1:13.395	
3 - 1:15.675	8 - 1:14.416	13 - 1:12.422	
4 - 1:15.246	9 - 1:14.451	14 - 1:12.386	
5 - 1:17.226	10 - 1:12.804	15 - 1:13.209	
33	Geoff TAYLOR	Mini Se7en	
1 - 3:11.247	6 - 1:18.353	11 - 1:17.339	
2 - 1:24.499	7 - 1:17.646	12 - 1:17.452	
3 - 1:21.155	8 - 1:19.720	13 - 1:16.276	
4 - 1:20.534	9 - 1:16.566	14 - 1:16.856	
5 - 1:19.583	10 - 1:16.298	15 - 1:16.048	
35	Paul SPARK	Rover Seven	
1 - 3:16.830	6 - 1:13.463	11 - 1:13.019	16 - 1:11.430
2 - 1:15.588	7 - 1:14.065	12 - 1:12.273	
3 - 1:15.049	8 - 1:13.470	13 - 1:11.627	
4 - 1:14.073	9 - 1:13.632	14 - 1:11.509	
5 - 1:14.242	10 - 1:13.440	15 - 1:11.031	
36	Damon ASTIN	Mini Seven	
1 - 2:59.730	6 - 1:13.434	11 - 1:11.727	16 - 1:12.257
2 - 1:16.073	7 - 1:13.434	12 - 1:11.580	
3 - 1:14.902	8 - 1:12.768	13 - 1:11.479	
4 - 1:14.567	9 - 1:13.741	14 - 1:12.015	
5 - 1:15.428	10 - 1:12.144	15 - 1:11.695	
38	Steven HOPPER	Rover Mini	
1 - 3:20.779	6 - 1:18.568	11 - 1:13.686	
2 - 1:41.560	7 - 1:18.272	12 - 1:18.468	
3 - 1:19.081	8 - 4:02.999		
4 - 1:19.582	9 - 1:15.149		
5 - 1:18.770	10 - 1:13.924		
43	Dave EDGECOMBE	Mini Se7en	
1 - 2:45.891	6 - 1:15.931	11 - 1:14.086	
2 - 1:17.678	7 - 1:15.445	12 - 1:13.237	
3 - 1:16.705	8 - 1:15.359	13 - 1:15.342	
4 - 1:16.804	9 - 1:16.160	14 - 1:12.288	
5 - 1:15.378	10 - 3:09.695	15 - 1:11.878	

Mini Se7en Championship

LAP ANALYSIS - RACE 6 & 15

(contd.)

53	Niven BURGE	Mini 7			
1 -	3:32.463	6 -	4:33.347	11 -	1:09.408
2 -	1:16.396	7 -	1:10.600	12 -	1:10.083
3 -	1:17.330	8 -	1:12.052	13 -	1:11.326
4 -	1:20.871	9 -	1:10.070		
5 -	1:13.749	10 -	1:09.799		
60	Malcolm james KEAT	Mini Seven			
1 -	2:55.034	6 -	1:16.010	11 -	1:13.964
2 -	1:17.075	7 -	1:15.009	12 -	1:14.057
3 -	1:16.825	8 -	1:15.467	13 -	1:14.168
4 -	1:15.608	9 -	1:14.121	14 -	1:13.528
5 -	1:16.696	10 -	1:15.797	15 -	1:12.375
78	Paul MCGARRY	Rover Mini 7			
1 -	2:37.334	6 -	1:13.456	11 -	1:12.148
2 -	1:15.821	7 -	1:13.784	12 -	1:11.491
3 -	1:14.974	8 -	1:13.642	13 -	1:11.502
4 -	1:13.868	9 -	1:14.398	14 -	1:12.197
5 -	1:14.022	10 -	1:14.319	15 -	1:12.835
82	Andrew RUTHVEN	Mini Se7en			
1 -	2:57.994	6 -	1:18.573	11 -	1:12.479
2 -	1:17.054	7 -	1:14.251	12 -	1:24.591
3 -	1:17.503	8 -	1:16.069		
4 -	1:15.571	9 -	1:19.885		
5 -	1:18.113	10 -	1:12.646		
84	Ian DEVINY	Rover Mini			
1 -	2:40.551	6 -	1:13.407	11 -	1:12.843
2 -	1:15.785	7 -	1:26.963	12 -	1:11.565
3 -	1:15.110	8 -	1:14.238	13 -	1:12.238
4 -	1:14.595	9 -	1:13.338	14 -	1:11.675
5 -	1:14.463	10 -	1:14.577	15 -	1:11.143
85	Andrew DEVINY	Rover Mini			
1 -	2:35.590	6 -	1:12.553	11 -	1:12.223
2 -	1:13.073	7 -	1:22.805	12 -	1:10.390
3 -	1:13.187	8 -	1:12.166	13 -	1:09.553
4 -	1:12.256	9 -	1:13.053	14 -	1:09.214
5 -	1:12.398	10 -	1:11.418	15 -	1:09.690
95	Alan LETTS	Mini 7			
1 -	2:40.046	6 -	1:13.862	11 -	1:13.202
2 -	1:15.297	7 -	1:12.975	12 -	1:11.677
3 -	1:15.074	8 -	1:13.294	13 -	1:11.261
4 -	1:14.333	9 -	1:13.626	14 -	1:11.401
5 -	1:13.724	10 -	1:13.621	15 -	1:13.214

Mini Se7en Championship

LAP ANALYSIS - RACE 6 & 15

(contd.)


98	Mark SMITH			Rover Mini
1 -	3:07.616	6 -	1:17.456	11 - 1:13.162
2 -	1:22.545	7 -	1:17.500	12 - 1:13.375
3 -	1:23.158	8 -	1:17.964	13 - 1:14.802
4 -	1:20.837	9 -	1:16.803	14 - 1:13.398
5 -	1:21.359	10 -	1:14.946	15 - 1:13.612
				16 - 1:12.081
99	Rupert HINDE			Mini Se7en
1 -	3:18.315	6 -	1:17.136	11 - 1:13.825
2 -	1:20.645	7 -	1:15.876	12 - 1:14.264
3 -	1:18.777	8 -	1:14.930	13 - 1:13.810
4 -	1:17.670	9 -	1:14.322	14 - 1:15.130
5 -	1:18.524	10 -	1:14.417	15 - 1:13.719

Mini Se7en Championship

GRID - RACE 6

ROW 12		1:16.048 33 TAYLOR	
ROW 11	1:13.719 99 HINDE		1:13.966 24 BOWERS COULSON
ROW 10		1:12.479 82 RUTHVEN	1:13.686 38 HOPPER
ROW 9	1:12.375 60 KEAT		1:12.411 6 LETTS
ROW 8		1:12.005 28 DAVIS	1:12.081 98 SMITH
ROW 7	1:11.479 36 ASTIN		1:11.878 43 EDGECOMBE
ROW 6		1:11.261 95 LETTS	1:11.297 78 MCGARRY
ROW 5	1:11.031 35 SPARK		1:11.143 84 DEVINY
ROW 4		1:10.750 9 ASTIN	1:10.910 5 THOMPSON
ROW 3	1:10.687 2 HUNTER		1:10.739 16 WINNIFIRTH
ROW 2		1:10.505 3 BANWELL	1:10.660 7 HUNTER
ROW 1	1:09.214 85 DEVINY		1:09.408 53 BURGE

POLE



Cars 5 & 24 - No working transponder

Weather / Track : Sunny / Drying

These results are provisional until the conclusion of any judicial and technical matters.

Croix

Circuit Length = 1.1800 miles.

Start: 11:17 End: 11:37

Clerk of Course:	Stewards:	Timekeeper:
------------------	-----------	-------------

Mini Se7en Championship

RACE CLASSIFICATION - RACE 6

POS	NO	CL	DRIVER	NAT	CAR	TIME	LAPS	GAP	MPH	BEST
1	85	S7	Andrew DEVINY		Rover Mini	17:17.514	15		60.79	1:08.389
2	5	S7	Paul THOMPSON		Rover Mini	17:18.782	15	1.268	60.71	1:07.844
3	53	S7	Niven BURGE		Mini 7	17:20.801	15	3.287	60.59	1:08.325
4	3	S7	Dave BANWELL		Mini Car Medic	17:22.387	15	4.873	60.50	1:08.441
5	2	S7	Max HUNTER		Mini Se7en	17:22.823	15	5.309	60.48	1:08.525
6	78	S7	Paul MCGARRY		Rover Mini 7	17:25.173	15	7.659	60.34	1:08.552
7	6	S7	Geoff LETTS		Rover Mini	17:33.923	15	16.409	59.84	1:08.584
8	36	S7	Damon ASTIN		Mini Seven	17:34.610	15	17.096	59.80	1:08.938
9	35	S7	Paul SPARK		Rover Seven	17:38.076	15	20.562	59.61	1:09.013
10	84	S7	Ian DEVINY		Rover Mini	17:41.580	15	24.066	59.41	1:08.243
11	95	S7	Alan LETTS		Mini 7	17:43.696	15	26.182	59.29	1:09.880
12	28	S7	Graeme DAVIS		Mini 7	17:45.441	15	27.927	59.19	1:08.812
13	82	S7	Andrew RUTHVEN		Mini Se7en	17:52.114	15	34.600	58.83	1:09.627
14	98	S7	Mark SMITH		Rover Mini	17:59.477	15	41.963	58.42	1:10.138
15	38	S7	Steven HOPPER		Rover Mini	18:13.339	15	55.825	57.68	1:10.963
16	99	S7	Rupert HINDE		Mini Se7en	18:17.031	15	59.517	57.49	1:11.133
17	60	S7	Malcolm james KEAT		Mini Seven	18:17.823	15	1:00.309	57.45	1:11.402
18	33	S7	Geoff TAYLOR		Mini Se7en	17:18.983	14	1 LAP	56.61	1:12.478

NOT CLASSIFIED

24	S7	James BOWERS COULSON	Mini 7	16:50.915	14	D.N.F.	58.18	1:10.618
16	S7	James WINNIFIRTH	Mini Se7en	13:10.809	11	D.N.F.	58.26	1:08.846
7	S7	Dick HUNTER	Mini Seven	9:24.933	8	D.N.F.	59.00	1:09.047
9	S7	Kane ASTIN	Mini Seven	7:26.710	6	D.N.F.	55.60	1:10.744
43	S7	Dave EDGECOMBE	Mini Se7en	1:21.544	1	D.N.F.	44.14	1:21.544

FASTEST LAP

5	S7	Paul THOMPSON	Rover Mini	1:07.844	5	62.61mph	100.76kph
---	----	---------------	------------	----------	---	----------	-----------

Weather / Track : Sunny / Dry
 These results are provisional until the conclusion of any judicial and technical matters.

Croix
 Circuit Length = 1.1800 miles.
 Start: 16:24 End: 16:41

Clerk of Course:	Stewards:	Timekeeper:
------------------	-----------	-------------

Mini Se7en Championship

LAP CHART - RACE 6

Lap 1			Lap 2			Lap 3			Lap 4			Lap 5		
No	Behind	Laptime	No	Behind	Laptime	No	Behind	Laptime	No	Behind	Laptime	No	Behind	Laptime
85		1:13.399	85		1:08.389	85		1:08.693	85		1:08.422	85		1:08.787
53	0.813	1:14.212	53	1.197	1:08.773	53	0.829	1:08.325	53	1.212	1:08.805	53	1.128	1:08.703
3	1.706	1:15.105	3	1.758	1:08.441	3	1.648	1:08.583	3	1.718	1:08.492	3	1.542	1:08.611
2	2.060	1:15.459	2	2.196	1:08.525	2	2.368	1:08.865	2	2.783	1:08.837	2	2.555	1:08.559
7	2.783	1:16.182	7	3.877	1:09.483	7	4.271	1:09.087	5	4.151	1:08.110	5	3.208	1:07.844
5	2.924	1:16.323	5	4.369	1:09.834	5	4.463	1:08.787	7	5.427	1:09.578	7	5.687	1:09.047
35	3.128	1:16.527	35	4.541	1:09.802	35	4.865	1:09.017	35	5.771	1:09.328	35	5.997	1:09.013
78	3.913	1:17.312	78	4.823	1:09.299	78	5.615	1:09.485	78	6.228	1:09.035	78	6.358	1:08.917
36	4.501	1:17.900	36	5.233	1:09.121	36	5.967	1:09.427	36	6.483	1:08.938	36	6.847	1:09.151
16	5.190	1:18.589	16	6.357	1:09.556	16	6.796	1:09.132	16	7.555	1:09.181	16	7.614	1:08.846
95	6.086	1:19.485	95	8.017	1:10.320	6	7.956	1:08.584	6	8.162	1:08.628	6	8.191	1:08.816
9	6.487	1:19.886	6	8.065	1:09.680	95	9.304	1:09.980	84	9.742	1:08.697	84	9.198	1:08.243
6	6.774	1:20.173	9	8.842	1:10.744	84	9.467	1:09.189	95	11.085	1:10.203	95	12.178	1:09.880
84	7.169	1:20.568	84	8.971	1:10.191	28	10.586	1:09.817	28	11.234	1:09.070	82	15.117	1:10.152
28	7.436	1:20.835	28	9.462	1:10.415	9	11.665	1:11.516	82	13.752	1:10.153	28	16.987	1:14.540
82	7.739	1:21.138	82	10.479	1:11.129	82	12.021	1:10.235	9	14.523	1:11.280	9	17.436	1:11.700
43	8.145	1:21.544	98	11.498	1:11.208	98	13.547	1:10.742	98	15.467	1:10.342	98	17.887	1:11.207
98	8.679	1:22.078	38	12.472	1:11.534	38	15.730	1:11.951	38	18.724	1:11.416	38	21.834	1:11.897
38	9.327	1:22.726	60	13.035	1:11.479	60	15.960	1:11.618	60	19.180	1:11.642	60	22.436	1:12.043
60	9.945	1:23.344	24	14.060	1:11.664	24	16.902	1:11.535	24	19.687	1:11.207	24	22.884	1:11.984
24	10.785	1:24.184	99	15.000	1:11.680	99	17.880	1:11.573	99	21.149	1:11.691	99	23.495	1:11.133
99	11.709	1:25.108	33	16.585	1:12.703	33	20.370	1:12.478	33	24.502	1:12.554	33	28.299	1:12.584
33	12.271	1:25.670												

Mini Se7en Championship

LAP CHART - RACE 6

(contd.)

Lap 6			Lap 7			Lap 8			Lap 9			Lap 10		
No	Behind	Laptime	No	Behind	Laptime	No	Behind	Laptime	No	Behind	Laptime	No	Behind	Laptime
85		1:08.810	85		1:08.877	85		1:08.741	85		1:08.747	85		1:08.800
53	1.685	1:09.367	53	1.903	1:09.095	53	1.647	1:08.485	53	1.927	1:09.027	53	2.163	1:09.036
3	2.119	1:09.387	3	2.337	1:09.095	3	2.560	1:08.964	3	2.955	1:09.142	3	3.399	1:09.244
2	3.189	1:09.444	5	3.790	1:09.181	2	4.451	1:09.368	2	4.862	1:09.158	2	5.165	1:09.103
5	3.486	1:09.088	2	3.824	1:09.512	5	4.660	1:09.611	5	4.928	1:09.015	5	5.321	1:09.193
78	8.399	1:10.851	78	8.177	1:08.655	78	8.112	1:08.676	78	7.917	1:08.552	78	8.156	1:09.039
7	8.563	1:11.686	16	9.210	1:09.266	16	9.701	1:09.232	16	9.985	1:09.031	16	10.883	1:09.698
35	8.561	1:11.374	7	10.081	1:10.395	7	10.815	1:09.475	36	11.960	1:09.650	36	12.609	1:09.449
16	8.821	1:10.017	36	10.759	1:10.689	36	11.057	1:09.039	35	13.237	1:09.644	35	14.211	1:09.774
36	8.947	1:10.910	35	11.096	1:11.412	35	12.340	1:09.985	6	13.488	1:09.663	6	14.509	1:09.821
6	9.289	1:09.908	6	11.372	1:10.960	6	12.572	1:09.941	84	14.048	1:09.942	84	15.235	1:09.987
84	9.714	1:09.326	84	11.680	1:10.843	84	12.853	1:09.914	95	18.365	1:10.297	95	19.849	1:10.284
95	14.041	1:10.673	95	15.541	1:10.377	95	16.815	1:10.015	28	19.937	1:09.762	28	20.204	1:09.067
82	16.530	1:10.223	82	17.280	1:09.627	28	18.922	1:09.901	82	21.279	1:10.595	82	23.179	1:10.700
28	17.827	1:09.650	28	17.762	1:08.812	82	19.431	1:10.892	98	24.118	1:10.276	98	25.635	1:10.317
98	19.795	1:10.718	98	21.192	1:10.274	98	22.589	1:10.138	38	32.417	1:12.254	38	34.749	1:11.132
38	24.350	1:11.326	38	26.688	1:11.215	38	28.910	1:10.963	24	32.738	1:12.369	24	34.952	1:11.014
24	24.916	1:10.842	24	26.997	1:10.958	24	29.116	1:10.860	99	34.795	1:11.672	99	38.280	1:12.285
99	26.220	1:11.535	99	28.528	1:11.185	99	31.870	1:12.083	60	36.406	1:12.223	60	39.008	1:11.402
60	27.476	1:13.850	60	30.262	1:11.663	60	32.930	1:11.409	33	44.172	1:13.145	33	48.195	1:12.823
9	30.210	1:21.584P	33	35.820	1:12.663	33	39.774	1:12.695						
33	32.034	1:12.545												

Mini Se7en Championship

LAP CHART - RACE 6

(contd.)

Lap 11			Lap 12			Lap 13			Lap 14			Lap 15		
No	Behind	Laptime	No	Behind	Laptime	No	Behind	Laptime	No	Behind	Laptime	No	Behind	Laptime
85		1:09.091	85		1:08.917	85		1:09.314	85		1:09.265	85		1:09.262
53	2.022	1:08.950	53	1.973	1:08.868	53	1.951	1:09.292	5	1.996	1:08.222	5	1.268	1:08.534
3	3.314	1:09.006	3	3.984	1:09.587	5	3.039	1:08.320	53	2.842	1:10.156	33	1 LAP	1:16.007
5	4.185	1:07.955	5	4.033	1:08.765	2	4.332	1:08.975	3	4.887	1:09.639	53	3.287	1:09.707
2	4.682	1:08.608	2	4.671	1:08.906	3	4.513	1:09.843	2	5.021	1:09.954	3	4.873	1:09.248
78	8.088	1:09.023	78	7.942	1:08.771	78	7.277	1:08.649	78	6.816	1:08.804	2	5.309	1:09.550
36	13.825	1:10.307	36	14.448	1:09.540	36	14.993	1:09.859	36	15.992	1:10.264	78	7.659	1:10.105
6	15.111	1:09.693	6	15.421	1:09.227	6	15.275	1:09.168	6	16.192	1:10.182	6	16.409	1:09.479
35	15.865	1:10.745	35	16.965	1:10.017	35	18.172	1:10.521	35	19.390	1:10.483	36	17.096	1:10.366
84	16.536	1:10.392	84	17.598	1:09.979	84	18.532	1:10.248	84	19.550	1:10.283	35	20.562	1:10.434
95	21.636	1:10.878	95	22.877	1:10.158	95	23.964	1:10.401	95	25.118	1:10.419	84	24.066	1:13.778
28	22.413	1:11.300	28	24.162	1:10.666	28	25.358	1:10.510	28	26.354	1:10.261	95	26.182	1:10.326
82	24.415	1:10.327	82	25.377	1:09.879	82	25.962	1:09.899	82	26.893	1:10.196	28	27.927	1:10.835
98	27.054	1:10.510	98	28.301	1:10.164	98	29.710	1:10.723	98	31.309	1:10.864	82	34.600	1:16.969
16	30.053	1:28.261P	24	38.492	1:10.930	24	40.867	1:11.689	24	42.663	1:11.061	98	41.963	1:19.916
24	36.479	1:10.618	38	40.622	1:11.828	38	43.524	1:12.216	38	46.882	1:12.623	38	55.825	1:18.205
38	37.711	1:12.053	99	44.913	1:12.076	99	48.401	1:12.802	99	51.308	1:12.172	99	59.517	1:17.471
99	41.754	1:12.565	60	47.631	1:13.620	60	50.893	1:12.576	60	53.893	1:12.265	60	1:00.309	1:15.678
60	42.928	1:13.011	33	56.920	1:13.309	33	1:03.989	1:16.383						
33	52.528	1:13.424												

Mini Se7en Championship

RACE CLASSIFICATION - RACE 15

POS	NO	CL	DRIVER	NAT	CAR	TIME	LAPS	GAP	MPH	BEST
1	85	S7	Andrew DEVINY		Rover Mini	17:18.557	15		60.73	1:08.478
2	5	S7	Paul THOMPSON		Rover Mini	17:18.934	15	0.377	60.70	1:08.452
3	3	S7	Dave BANWELL		Mini Car Medic	17:24.110	15	5.553	60.40	1:08.718
4	2	S7	Max HUNTER		Mini Se7en	17:28.696	15	10.139	60.14	1:08.775
5	78	S7	Paul MCGARRY		Rover Mini 7	17:29.322	15	10.765	60.10	1:08.732
6	84	S7	Ian DEVINY		Rover Mini	17:33.318	15	14.761	59.87	1:09.224
7	95	S7	Alan LETTS		Mini 7	17:42.447	15	23.890	59.36	1:09.909
8	9	S7	Kane ASTIN		Mini Seven	17:46.800	15	28.243	59.12	1:10.203
9	36	S7	Damon ASTIN		Mini Seven	17:46.935	15	28.378	59.11	1:09.843
10	35	S7	Paul SPARK		Rover Seven	17:47.474	15	28.917	59.08	1:09.854
11	28	S7	Graeme DAVIS		Mini 7	17:49.630	15	31.073	58.96	1:09.536
12	7	S7	Dick HUNTER		Mini Seven	17:51.451	15	32.894	58.86	1:09.984
13	98	S7	Mark SMITH		Rover Mini	17:52.810	15	34.253	58.79	1:10.071
14	24	S7	James BOWERS COULSON		Mini 7	18:08.463	15	49.906	57.94	1:10.898
15	60	S7	Malcolm james KEAT		Mini Seven	18:10.146	15	51.589	57.85	1:11.022
16	99	S7	Rupert HINDE		Mini Se7en	18:13.445	15	54.888	57.68	1:11.613
17	38	S7	Steven HOPPER		Rover Mini	18:13.553	15	54.996	57.67	1:10.988
18	33	S7	Geoff TAYLOR		Mini Se7en	17:58.962	14	1 LAP	54.51	1:14.138

NOT CLASSIFIED

82	S7	Andrew RUTHVEN		Mini Se7en	8:42.270	7	D.N.F.	55.69	1:10.890
43	S7	Dave EDGECOMBE		Mini Se7en	8:45.312	7	D.N.F.	55.37	1:11.333
16	S7	James WINNIFIRTH		Mini Se7en	3:37.103	3	D.N.F.	55.71	1:10.137
53	S7	Niven BURGE		Mini 7	2:23.409	2	D.N.F.	54.72	1:09.051
6	S7	Geoff LETTS		Rover Mini	1:46.755	1	D.N.F.	33.72	

FASTEST LAP

5	S7	Paul THOMPSON		Rover Mini	1:08.452	5	62.05mph		99.87kph
---	----	---------------	--	------------	----------	---	----------	--	----------

Weather / Track : Sunny / Dry
 These results are provisional until the conclusion of any judicial and technical matters.

Croix
 Circuit Length = 1.1800 miles.
 Start: 14:02 End: 14:19

Clerk of Course:	Stewards:	Timekeeper:
------------------	-----------	-------------

Mini Se7en Championship

LAP CHART - RACE 15

Lap 1			Lap 2			Lap 3			Lap 4			Lap 5		
No	Behind	Laptime	No	Behind	Laptime	No	Behind	Laptime	No	Behind	Laptime	No	Behind	Laptime
85		1:13.244	85		1:08.875	85		1:08.726	85		1:08.822	85		1:09.078
53	1.114	1:14.358	53	1.290	1:09.051	3	2.236	1:08.866	3	2.132	1:08.718	3	1.784	1:08.730
3	1.703	1:14.947	3	2.096	1:09.268	84	3.399	1:09.224	5	3.502	1:08.637	5	2.876	1:08.452
84	2.366	1:15.610	84	2.901	1:09.410	5	3.687	1:08.949	84	4.260	1:09.683	84	4.420	1:09.238
16	3.415	1:16.659	5	3.464	1:08.760	16	6.258	1:10.137	95	8.779	1:10.497	2	9.248	1:09.548
5	3.579	1:16.823	16	4.847	1:10.307	95	7.104	1:09.934	2	8.778	1:09.523	78	9.744	1:09.685
95	4.446	1:17.690	95	5.896	1:10.325	78	7.559	1:09.244	78	9.137	1:10.400	95	10.769	1:11.068
9	4.793	1:18.037	9	6.478	1:10.560	2	8.077	1:09.218	9	10.716	1:10.528	9	12.241	1:10.603
7	5.470	1:18.714	78	7.041	1:10.121	9	9.010	1:11.258	7	11.199	1:10.752	7	12.596	1:10.475
78	5.795	1:19.039	2	7.585	1:10.569	7	9.269	1:09.984	36	11.414	1:10.375	36	13.017	1:10.681
2	5.891	1:19.135	7	8.011	1:11.416	36	9.861	1:09.970	35	11.965	1:10.077	35	13.429	1:10.542
36	6.253	1:19.497	36	8.617	1:11.239	35	10.710	1:10.449	28	14.096	1:10.041	28	14.688	1:09.670
35	6.282	1:19.526	35	8.987	1:11.580	82	11.612	1:10.890	98	15.731	1:11.832	98	16.985	1:10.332
82	7.025	1:20.269	82	9.448	1:11.298	98	12.721	1:11.215	82	15.772	1:12.982	24	19.834	1:11.425
28	7.112	1:20.356	28	9.518	1:11.281	28	12.877	1:12.085	43	16.819	1:11.970	43	20.192	1:12.451
98	7.672	1:20.916	98	10.232	1:11.435	43	13.671	1:11.333	24	17.487	1:10.898	82	20.780	1:14.086
43	8.177	1:21.421	43	11.064	1:11.762	24	15.411	1:11.779	99	18.967	1:11.998	99	22.064	1:12.175
99	8.773	1:22.017	99	12.157	1:12.259	99	15.791	1:12.360	60	19.375	1:11.563	60	22.373	1:12.076
24	9.243	1:22.487	24	12.358	1:11.990	60	16.634	1:12.140	38	20.378	1:11.839	38	23.192	1:11.892
60	9.942	1:23.186	60	13.220	1:12.153	38	17.361	1:11.966	33	31.492	1:15.792	33	38.921	1:16.507
38	11.078	1:24.322	38	14.121	1:11.918	33	24.522	1:15.368						
33	11.767	1:25.011	33	17.880	1:14.988									
6	33.511	1:46.755P												

Mini Se7en Championship

LAP CHART - RACE 15

(contd.)

Lap 6			Lap 7			Lap 8			Lap 9			Lap 10		
No	Behind	Laptime	No	Behind	Laptime	No	Behind	Laptime	No	Behind	Laptime	No	Behind	Laptime
85		1:08.994	85		1:09.653	85		1:09.379	85		1:09.244	85		1:09.269
3	1.758	1:08.968	5	1.296	1:08.564	5	1.330	1:09.413	5	0.797	1:08.711	5	0.243	1:08.715
5	2.385	1:08.503	3	1.399	1:09.294	3	2.066	1:10.046	3	2.475	1:09.653	3	2.736	1:09.530
84	4.960	1:09.534	84	5.235	1:09.928	84	5.926	1:10.070	84	6.953	1:10.271	33	1 LAP	1:19.185
2	9.316	1:09.062	2	8.690	1:09.027	2	8.893	1:09.582	2	8.973	1:09.324	84	7.418	1:09.734
78	9.776	1:09.026	78	9.143	1:09.020	78	9.874	1:10.110	78	9.785	1:09.155	2	8.639	1:08.935
95	12.415	1:10.640	95	12.671	1:09.909	95	13.238	1:09.946	95	14.891	1:10.897	78	9.562	1:09.046
9	13.844	1:10.597	9	14.394	1:10.203	9	16.068	1:11.053	9	17.789	1:10.965	95	15.742	1:10.120
7	14.202	1:10.600	7	14.890	1:10.341	7	16.280	1:10.769	7	18.862	1:11.826	9	19.237	1:10.717
36	14.447	1:10.424	36	15.152	1:10.358	36	16.846	1:11.073	36	19.038	1:11.436	36	19.612	1:09.843
35	15.082	1:10.647	35	15.632	1:10.203	35	17.338	1:11.085	35	19.449	1:11.355	35	20.745	1:10.565
28	15.643	1:09.949	28	19.404	1:13.414	28	20.422	1:10.397	28	21.550	1:10.372	7	21.454	1:11.861
98	18.408	1:10.417	98	21.712	1:12.957	98	23.167	1:10.834	98	24.986	1:11.063	28	22.099	1:09.818
24	21.832	1:10.992	24	24.010	1:11.831	24	26.524	1:11.893	24	29.226	1:11.946	98	26.207	1:10.490
43	23.347	1:12.149	99	28.759	1:12.247	99	31.589	1:12.209	99	34.934	1:12.589	24	31.384	1:11.427
99	26.165	1:13.095	60	29.195	1:12.253	60	31.863	1:12.047	60	35.126	1:12.507	99	37.899	1:12.234
60	26.595	1:13.216	38	31.283	1:13.310	38	34.955	1:13.051	38	37.964	1:12.253	60	37.941	1:12.084
82	27.399	1:15.613	82	34.878	1:17.132	33	1:03.259	1:17.279				38	39.683	1:10.988
38	27.626	1:13.428	43	37.920	1:24.226P									
33	47.071	1:17.144	33	55.359	1:17.941									

Mini Se7en Championship

LAP CHART - RACE 15

(contd.)

Lap 11			Lap 12			Lap 13			Lap 14			Lap 15		
No	Behind	Laptime	No	Behind	Laptime	No	Behind	Laptime	No	Behind	Laptime	No	Behind	Laptime
85		1:08.702	85		1:08.884	85		1:08.478	85		1:08.645	85		1:08.564
5	0.463	1:08.922	5	0.233	1:08.654	5	0.296	1:08.541	5	0.261	1:08.610	5	0.377	1:08.680
3	3.036	1:09.002	3	3.103	1:08.951	3	4.184	1:09.559	3	4.576	1:09.037	3	5.553	1:09.541
84	8.678	1:09.962	2	8.964	1:08.775	2	9.610	1:09.124	2	9.779	1:08.814	2	10.139	1:08.924
2	9.073	1:09.136	78	9.911	1:08.808	78	10.165	1:08.732	78	10.293	1:08.773	78	10.765	1:09.036
78	9.987	1:09.127	84	10.460	1:10.666	84	11.486	1:09.504	84	12.938	1:10.097	84	14.761	1:10.387
33	1 LAP	1:17.343	33	1 LAP	1:14.876	95	20.311	1:10.140	95	22.228	1:10.562	95	23.890	1:10.226
95	17.453	1:10.413	95	18.649	1:10.080	33	1 LAP	1:14.138	9	26.193	1:10.255	9	28.243	1:10.614
9	20.803	1:10.268	9	22.599	1:10.680	9	24.583	1:10.462	36	26.330	1:10.214	36	28.378	1:10.612
36	20.950	1:10.040	36	22.825	1:10.759	36	24.761	1:10.414	35	27.081	1:09.854	35	28.917	1:10.400
35	22.761	1:10.718	35	23.919	1:10.042	35	25.872	1:10.431	28	29.459	1:09.536	28	31.073	1:10.178
7	23.679	1:10.927	7	26.014	1:11.219	7	28.386	1:10.850	7	30.276	1:10.535	7	32.894	1:11.182
28	23.982	1:10.585	28	26.500	1:11.402	28	28.568	1:10.546	98	32.637	1:10.382	98	34.253	1:10.180
98	27.888	1:10.383	98	29.307	1:10.303	98	30.900	1:10.071	33	1 LAP	1:18.709	33	1 LAP	1:14.681
24	34.247	1:11.565	24	37.134	1:11.771	24	40.688	1:12.032	24	44.906	1:12.863	24	49.906	1:13.564
60	40.913	1:11.674	60	43.391	1:11.362	60	45.935	1:11.022	60	48.543	1:11.253	60	51.589	1:11.610
99	41.592	1:12.395	99	44.321	1:11.613	99	47.496	1:11.653	99	50.915	1:12.064	99	54.888	1:12.537
38	42.081	1:11.100	38	44.742	1:11.545	38	47.713	1:11.449	38	51.049	1:11.981	38	54.996	1:12.511

Lancaster Insurance MG Owners Club Championship

QUALIFYING - RACE 7

POS	NO	CL	DRIVER	NAT	CAR	TIME	LAPS	GAP	MPH
1	2	F	Gary SMITH		MGF VVC	1:05.428	11		64.92
2	44	F	Martin WILLS		MG	1:06.169	13	0.741	64.19
3	5	F	Stuart PLOTNEK		MG F	1:06.338	16	0.910	64.03
4	59	F	Paul NAISH		MG F	1:06.554	17	1.126	63.82
5	17	F	Stuart PHILPS		MGF	1:06.900	16	1.472	63.49
6	18	A	Malcolm HILL		MGB GT	1:07.599	17	2.171	62.84
7	57	F	Robin WALKER		MG	1:08.394	14	2.966	62.11
8	16	A	Trevor DIXON		MGB GT	1:08.937	8	3.509	61.62
9	77	F	Nick DUNN		MG F	1:09.554	13	4.126	61.07
10	92	A	Philip WATERMAN		MG Midget	1:09.986	16	4.558	60.69
11	33	F	Ian DEAVES		MG F	1:10.856	4	5.428	59.95
12	30	A	Kym RADSHAW		MG Midget	1:10.896	15	5.468	59.91
13	37	A	John KIMBER		MGB GT	1:10.926	16	5.498	59.89
14	50	F	Sarah LAM		MGF	1:11.076	16	5.648	59.76
15	32	A	Ian WOOLCOTT		MG Midget	1:12.488	3	7.060	58.60
16	25	A	Kevin BROADLEY		MGB GT	1:16.662	8	11.234	55.41

Weather / Track : Cloudy / Drying

These results are provisional until the conclusion of any judicial and technical matters.

Croix

Circuit Length = 1.1800 miles.

Start: 11:42 End: 12:12

Clerk of Course:	Stewards:	Timekeeper:
------------------	-----------	-------------

Lancaster Insurance MG Owners Club Championship LAP ANALYSIS - RACE 7

2	Gary SMITH	MGF VVC			
1 -	4:42.309	6 -	1:05.915	11 -	1:06.304
2 -	1:07.226	7 -	1:06.102		
3 -	1:08.372	8 -	1:05.428		
4 -	X:00.000	9 -	3:17.709		
5 -	1:06.724	10 -	1:05.983		
5	Stuart PLOTNEK	MG F			
1 -	4:42.973	6 -	1:06.488	11 -	1:06.560
2 -	1:07.106	7 -	1:06.501	12 -	1:06.338
3 -	1:08.464	8 -	1:06.524	13 -	3:17.867
4 -	X:00.000	9 -	1:06.368	14 -	1:07.343
5 -	1:07.047	10 -	1:06.445	15 -	1:06.607
16	Trevor DIXON	MGB GT			
1 -	5:06.841	6 -	1:09.422		
2 -	1:13.208	7 -	1:09.111		
3 -	X:00.000	8 -	1:08.937		
4 -	1:10.453				
5 -	1:09.662				
17	Stuart PHILPS	MGF			
1 -	4:47.344	6 -	1:09.467	11 -	1:07.112
2 -	1:09.088	7 -	1:07.504	12 -	1:07.706
3 -	1:08.150	8 -	1:07.393	13 -	1:07.381
4 -	X:00.000	9 -	1:06.900	14 -	1:07.639
5 -	1:09.960	10 -	1:07.258	15 -	1:07.704
18	Malcolm HILL	MGB GT			
1 -	5:02.086	6 -	1:09.256	11 -	1:08.475
2 -	1:16.054	7 -	1:08.354	12 -	1:08.140
3 -	X:00.000	8 -	1:07.994	13 -	1:08.159
4 -	1:09.732	9 -	1:08.400	14 -	1:08.286
5 -	1:08.986	10 -	1:08.198	15 -	1:07.599
25	Kevin BROADLEY	MGB GT			
1 -	5:18.843	6 -	1:20.082		
2 -	1:21.730	7 -	1:16.662		
3 -	X:00.000	8 -	1:16.865		
4 -	1:23.869				
5 -	1:17.409				
30	Kym RADSHAW	MG Midget			
1 -	4:58.214	6 -	1:12.129	11 -	1:12.078
2 -	1:21.462	7 -	1:12.505	12 -	1:11.232
3 -	X:00.000	8 -	1:11.656	13 -	1:13.131
4 -	1:14.003	9 -	1:11.143	14 -	1:11.169
5 -	1:13.458	10 -	1:10.896	15 -	1:10.949

Lancaster Insurance MG Owners Club Championship

LAP ANALYSIS - RACE 7

(contd.)

32	Ian WOOLCOTT	MG Midget			
	1 - 4:57.545				
	2 - X:00.000				
	3 - 1:12.488				
33	Ian DEAVES	MG F			
	1 - 5:00.397				
	2 - 1:10.856				
	3 - X:00.000				
	4 - 1:13.508				
37	John KIMBER	MGB GT			
	1 - 5:19.404	6 - 1:15.446	11 - 1:11.190	16 - 1:11.787	
	2 - 1:22.180	7 - 1:13.966	12 - 1:11.770		
	3 - X:00.000	8 - 1:12.429	13 - 1:10.926		
	4 - 1:19.001	9 - 1:12.247	14 - 1:11.790		
	5 - 1:16.005	10 - 1:11.822	15 - 1:12.798		
44	Martin WILLS	MG			
	1 - 4:58.603	6 - 1:06.461	11 - 1:06.771		
	2 - 1:10.854	7 - 1:06.407	12 - 1:07.199		
	3 - X:00.000	8 - 1:06.169	13 - 1:06.767		
	4 - 1:08.901	9 - 1:06.786			
	5 - 1:07.107	10 - 1:06.514			
50	Sarah LAM	MGF			
	1 - 5:06.029	6 - 1:13.816	11 - 1:11.334	16 - 1:11.600	
	2 - 1:20.322	7 - 1:13.598	12 - 1:11.076		
	3 - X:00.000	8 - 1:13.157	13 - 1:11.317		
	4 - 1:17.908	9 - 1:13.079	14 - 1:11.902		
	5 - 1:15.935	10 - 1:12.634	15 - 1:12.831		
57	Robin WALKER	MG			
	1 - 5:01.343	6 - 1:08.473	11 - 1:08.394		
	2 - 1:12.237	7 - 3:55.230	12 - 1:08.881		
	3 - X:00.000	8 - 1:09.287	13 - 1:08.548		
	4 - 1:09.339	9 - 1:08.883	14 - 1:09.144		
	5 - 1:09.024	10 - 1:09.044			
59	Paul NAISH	MG F			
	1 - 4:57.808	6 - 1:07.088	11 - 1:07.393	16 - 1:07.681	
	2 - 1:08.534	7 - 1:08.299	12 - 1:07.003	17 - 1:10.238	
	3 - X:00.000	8 - 1:06.554	13 - 1:07.029		
	4 - 1:07.744	9 - 1:06.686	14 - 1:06.992		
	5 - 1:07.188	10 - 1:07.399	15 - 1:07.539		

Lancaster Insurance MG Owners Club Championship


LAP ANALYSIS - RACE 7

(contd.)

77	Nick DUNN				MG F
1 -	5:14.207	6 -	1:10.104	11 -	1:10.378
2 -	1:15.689	7 -	1:10.677	12 -	1:09.831
3 -	X:00.000	8 -	4:39.392	13 -	1:09.554
4 -	1:11.424	9 -	1:09.750		
5 -	1:11.462	10 -	1:10.188		
92	Philip WATERMAN				MG Midget
1 -	5:18.695	6 -	1:11.693	11 -	1:10.464
2 -	1:12.392	7 -	1:11.816	12 -	1:09.986
3 -	X:00.000	8 -	1:11.576	13 -	1:12.429
4 -	1:12.961	9 -	1:11.502	14 -	1:11.249
5 -	1:12.695	10 -	1:10.197	15 -	1:10.911

Lancaster Insurance MG Owners Club Championship

GRID - RACE 7

ROW 8	1:12.488 32 WOOLCOTT	1:16.662 25 BROADLEY
ROW 7	1:10.926 37 KIMBER	1:11.076 50 LAM
ROW 6	1:10.856 33 DEAVES	1:10.896 30 RADSHAW
ROW 5	1:09.554 77 DUNN	1:09.986 92 WATERMAN
ROW 4	1:08.394 57 WALKER	1:08.937 16 DIXON
ROW 3	1:06.900 17 PHILPS	1:07.599 18 HILL
ROW 2	1:06.338 5 PLOTNEK	1:06.554 59 NAISH
ROW 1	1:05.428 2 SMITH	1:06.169 44 WILLS
POLE		
		

Weather / Track : Cloudy / Drying
These results are provisional until the conclusion of any judicial and technical matters.

Croix
 Circuit Length = 1.1800 miles.
 Start: 11:42 End: 12:12

Clerk of Course:	Stewards:	Timekeeper:
------------------	-----------	-------------

Lancaster Insurance MG Owners Club Championship

RACE CLASSIFICATION - RACE 7

POS	NO	CL	DRIVER	NAT	CAR	TIME	LAPS	GAP	MPH	BEST
1	2	F	Gary SMITH		MGF VVC	16:51.860	15		62.33	1:05.910
2	44	F	Martin WILLS		MG	16:55.904	15	4.044	62.08	1:06.115
3	5	F	Stuart PLOTNEK		MG F	17:01.359	15	9.499	61.75	1:06.275
4	59	F	Paul NAISH		MG F	17:07.178	15	15.318	61.40	1:06.175
5	17	F	Stuart PHILPS		MGF	17:08.354	15	16.494	61.33	1:06.764
6	33	F	Ian DEAVES		MG F	17:09.753	15	17.893	61.25	1:06.532
7	77	F	Nick DUNN		MG F	17:30.746	15	38.886	60.02	1:07.493
8	18	A	Malcolm HILL		MGB GT	17:35.261	15	43.401	59.76	1:08.267
9	57	F	Robin WALKER		MG	17:43.160	15	51.300	59.32	1:10.006
10	32	A	Ian WOOLCOTT		MG Midget	17:56.339	15	1:04.479	58.59	1:09.963
11	92	A	Philip WATERMAN		MG Midget	18:01.348	15	1:09.488	58.32	1:10.488
12	37	A	John KIMBER		MGB GT	16:59.585	14	1 LAP	57.69	1:10.512
13	50	F	Sarah LAM		MGF	17:03.722	14	1 LAP	57.46	1:10.374
14	30	A	Kym RADSHAW		MG Midget	17:45.823	14	1 LAP	55.19	1:11.144
15	25	A	Kevin BROADLEY		MGB GT	17:13.824	13	2 LAPS	52.79	1:14.510

NOT CLASSIFIED

16	A	Trevor DIXON		MGB GT	1:23.484	1	D.N.F.	43.12	1:23.484
----	---	--------------	--	--------	----------	---	--------	-------	----------

FASTEST LAP

2	F	Gary SMITH		MGF VVC	1:05.910	4	64.45mph	103.72kph
18	A	Malcolm HILL		MGB GT	1:08.267	4	62.22mph	100.14kph

Weather / Track : Sunnyish / Dry

These results are provisional until the conclusion of any judicial and technical matters.

Croix

Circuit Length = 1.1800 miles.

Start: 17:01 End: 17:18

Clerk of Course:	Stewards:	Timekeeper:
------------------	-----------	-------------

Lancaster Insurance MG Owners Club Championship

LAP CHART - RACE 7

Lap 1			Lap 2			Lap 3			Lap 4			Lap 5		
No	Behind	Laptime	No	Behind	Laptime	No	Behind	Laptime	No	Behind	Laptime	No	Behind	Laptime
2		1:10.775	2		1:06.088	2		1:06.180	2		1:05.910	2		1:06.020
44	0.586	1:11.361	44	1.051	1:06.553	44	1.123	1:06.252	44	1.328	1:06.115	44	2.352	1:07.044
5	1.268	1:12.043	5	1.934	1:06.754	5	2.254	1:06.500	5	2.619	1:06.275	5	3.284	1:06.685
17	2.553	1:13.328	59	3.082	1:06.175	59	3.262	1:06.360	59	3.643	1:06.291	59	4.505	1:06.882
59	2.995	1:13.770	17	4.199	1:07.734	17	4.783	1:06.764	17	5.651	1:06.778	17	6.766	1:07.135
57	4.107	1:14.882	33	6.228	1:07.283	33	6.996	1:06.948	33	7.618	1:06.532	33	8.669	1:07.071
18	4.746	1:15.521	77	8.373	1:08.535	77	9.686	1:07.493	77	11.625	1:07.849	77	14.797	1:09.192
33	5.033	1:15.808	18	8.604	1:09.946	18	11.030	1:08.606	18	13.387	1:08.267	18	16.502	1:09.135
77	5.926	1:16.701	57	8.793	1:10.774	57	13.818	1:11.205	57	18.197	1:10.289	57	22.411	1:10.234
92	6.851	1:17.626	92	11.323	1:10.560	32	15.413	1:09.963	32	19.494	1:09.991	32	23.528	1:10.054
32	7.315	1:18.090	32	11.630	1:10.403	92	16.412	1:11.269	92	20.990	1:10.488	92	26.054	1:11.084
37	10.360	1:21.135	37	16.001	1:11.729	37	20.747	1:10.926	37	25.349	1:10.512	37	30.768	1:11.439
16	12.709	1:23.484	30	19.677	1:12.974	50	25.196	1:11.188	50	30.797	1:11.511	50	35.475	1:10.698
30	12.791	1:23.566	50	20.188	1:12.340	30	26.456	1:12.959	30	31.690	1:11.144	30	37.829	1:12.159
50	13.936	1:24.711	25	25.507	1:15.507	25	34.666	1:15.339	25	43.266	1:14.510	25	52.409	1:15.163
25	16.088	1:26.863												

Lancaster Insurance MG Owners Club Championship

LAP CHART - RACE 7

(contd.)

Lap 6			Lap 7			Lap 8			Lap 9			Lap 10		
No	Behind	Laptime	No	Behind	Laptime	No	Behind	Laptime	No	Behind	Laptime	No	Behind	Laptime
2		1:06.709	2		1:07.379	2		1:07.044	2		1:07.191	2		1:07.812
44	2.334	1:06.691	44	1.748	1:06.793	44	2.031	1:07.327	44	2.352	1:07.512	44	3.221	1:08.681
5	3.721	1:07.146	5	3.348	1:07.006	5	3.890	1:07.586	5	4.426	1:07.727	5	4.523	1:07.909
59	5.045	1:07.249	59	4.617	1:06.951	25	1 LAP	1:19.224	59	8.996	1:09.074	59	10.418	1:09.234
17	8.240	1:08.183	17	9.074	1:08.213	59	7.113	1:09.540	17	11.735	1:08.623	17	12.279	1:08.356
33	9.737	1:07.777	33	10.526	1:08.168	17	10.303	1:08.273	33	12.531	1:08.325	33	13.121	1:08.402
77	17.225	1:09.137	77	19.745	1:09.899	33	11.397	1:07.915	77	25.490	1:10.359	30	1 LAP	1:46.932
18	19.174	1:09.381	18	20.895	1:09.100	77	22.322	1:09.621	18	26.942	1:10.780	77	28.116	1:10.438
57	25.708	1:10.006	57	28.473	1:10.144	18	23.353	1:09.502	25	1 LAP	1:33.719	18	29.336	1:10.206
32	27.268	1:10.449	32	31.431	1:11.542	57	31.491	1:10.062	57	34.708	1:10.408	57	37.875	1:10.979
92	30.576	1:11.231	92	34.248	1:11.051	32	35.942	1:11.555	32	40.045	1:11.294	32	44.522	1:12.289
37	35.520	1:11.461	37	39.579	1:11.438	92	38.683	1:11.479	92	43.553	1:12.061	25	1 LAP	1:22.489
50	40.043	1:11.277	50	43.038	1:10.374	37	44.091	1:11.556	37	48.526	1:11.626	92	48.205	1:12.464
30	43.132	1:12.012	30	47.003	1:11.250	50	47.941	1:11.947	50	52.428	1:11.678	37	52.937	1:12.223
25	1:01.752	1:16.052				30	51.426	1:11.467				50	56.508	1:11.892


Lancaster Insurance MG Owners Club Championship

LAP CHART - RACE 7

(contd.)

Lap 11			Lap 12			Lap 13			Lap 14			Lap 15		
No	Behind	Laptime	No	Behind	Laptime	No	Behind	Laptime	No	Behind	Laptime	No	Behind	Laptime
2		1:07.752	2		1:07.928	2		1:08.427	2		1:08.031	2		1:08.614
44	3.745	1:08.276	44	3.687	1:07.870	50	1 LAP	1:16.567	44	3.660	1:08.247	44	4.044	1:08.998
5	5.077	1:08.306	5	5.749	1:08.600	25	2 LAPS	1:20.374	50	1 LAP	1:13.277	37	1 LAP	1:17.098
59	11.114	1:08.448	59	12.289	1:09.103	44	3.444	1:08.184	5	7.534	1:09.252	5	9.499	1:10.579
17	12.865	1:08.338	17	13.757	1:08.820	5	6.313	1:08.991	25	2 LAPS	1:18.997	50	1 LAP	1:14.304
33	13.600	1:08.231	33	14.384	1:08.712	59	12.851	1:08.989	59	14.180	1:09.360	59	15.318	1:09.752
30	1 LAP	1:13.563	77	32.946	1:10.611	17	14.221	1:08.891	17	15.347	1:09.157	17	16.494	1:09.761
77	30.263	1:09.899	18	35.216	1:11.015	33	16.036	1:10.079	33	17.255	1:09.250	33	17.893	1:09.252
18	32.129	1:10.545	30	1 LAP	1:15.066	77	34.763	1:10.244	77	37.019	1:10.287	25	2 LAPS	1:17.729
57	40.394	1:10.271	57	43.367	1:10.901	18	37.489	1:10.700	18	40.186	1:10.728	77	38.886	1:10.481
32	48.627	1:11.857	32	52.911	1:12.212	30	1 LAP	1:14.344	30	1 LAP	1:13.534	18	43.401	1:11.829
92	52.516	1:12.063	92	57.129	1:12.541	57	46.217	1:11.277	57	49.159	1:10.973	57	51.300	1:10.755
25	1 LAP	1:17.858	37	1:02.925	1:12.637	32	56.434	1:11.950	32	1:00.502	1:12.099	30	1 LAP	1:14.853
37	58.216	1:13.031				92	1:01.997	1:13.295	92	1:05.738	1:11.772	32	1:04.479	1:12.591
50	1:00.714	1:11.958				37	1:07.272	1:12.774				92	1:09.488	1:12.364

**Lancaster Insurance MG Owners Club Championship
GRID - RACE 16**

ROW 8	1:14.510 25 BROADLEY	1:23.484 16 DIXON
ROW 7	1:10.374 50 LAM	1:11.144 30 RADSHAW
ROW 6	1:10.488 92 WATERMAN	1:10.512 37 KIMBER
ROW 5	1:10.006 57 WALKER	1:09.963 32 WOOLCOTT
ROW 4	1:07.493 77 DUNN	1:08.267 18 HILL
ROW 3	1:06.764 17 PHILPS	1:06.532 33 DEAVES
ROW 2	1:06.275 5 PLOTNEK	1:06.175 59 NAISH
ROW 1	1:05.910 2 SMITH	1:06.115 44 WILLS
POLE		
		

Weather / Track : Sunnyish / Dry
These results are provisional until the conclusion of any judicial and technical matters.

Croix
 Circuit Length = 1.1800 miles.
 Start: 17:01 End: 17:18

Clerk of Course:	Stewards:	Timekeeper:
------------------	-----------	-------------

Lancaster Insurance MG Owners Club Championship

RACE CLASSIFICATION - RACE 16

POS	NO	CL	DRIVER	NAT	CAR	TIME	LAPS	GAP	MPH	BEST
1	2	F	Gary SMITH		MGF VVC	16:48.495	15		62.54	1:06.259
2	5	F	Stuart PLOTNEK		MG F	16:57.269	15	8.774	62.00	1:07.036
3	44	F	Martin WILLS		MG	16:59.750	15	11.255	61.85	1:06.984
4	59	F	Paul NAISH		MG F	17:10.911	15	22.416	61.18	1:07.068
5	33	F	Ian DEAVES		MG F	17:11.186	15	22.691	61.16	1:07.358
6	17	F	Stuart PHILPS		MGF	17:19.661	15	31.166	60.66	1:07.229
7	77	F	Nick DUNN		MG F	17:21.285	15	32.790	60.57	1:08.080
8	57	F	Robin WALKER		MG	17:27.595	15	39.100	60.20	1:08.757
9	18	A	Malcolm HILL		MGB GT	17:30.154	15	41.659	60.06	1:08.559
10	32	A	Ian WOOLCOTT		MG Midget	17:38.897	15	50.402	59.56	1:09.739
11	37	A	John KIMBER		MGB GT	17:53.740	15	1:05.245	58.74	1:10.601
12	92	A	Philip WATERMAN		MG Midget	17:54.036	15	1:05.541	58.72	1:10.477
13	50	F	Sarah LAM		MGF	17:54.571	15	1:06.076	58.69	1:10.504
14	30	A	Kym RADSHAW		MG Midget	16:53.704	14	1 LAP	58.02	1:11.219
15	25	A	Kevin BROADLEY		MGB GT	17:46.452	14	1 LAP	55.15	1:13.759

FASTEST LAP

2	F	Gary SMITH	MGF VVC	1:06.259	2	64.11mph	103.17kph
18	A	Malcolm HILL	MGB GT	1:08.559	4	61.96mph	99.71kph

Weather / Track : Sunny / Dry

These results are provisional until the conclusion of any judicial and technical matters.

Croix

Circuit Length = 1.1800 miles.

Start: 14:35 End: 14:53

Clerk of Course:	Stewards:	Timekeeper:
------------------	-----------	-------------

Lancaster Insurance MG Owners Club Championship

LAP CHART - RACE 16

Lap 1			Lap 2			Lap 3			Lap 4			Lap 5		
No	Behind	Laptime	No	Behind	Laptime	No	Behind	Laptime	No	Behind	Laptime	No	Behind	Laptime
2		1:11.518	2		1:06.259	2		1:06.447	2		1:06.765	2		1:06.632
44	0.274	1:11.792	44	0.999	1:06.984	44	1.647	1:07.095	44	2.300	1:07.418	44	3.177	1:07.509
5	1.429	1:12.947	5	2.206	1:07.036	5	3.094	1:07.335	5	3.514	1:07.185	5	4.160	1:07.278
59	2.064	1:13.582	59	2.873	1:07.068	59	3.983	1:07.557	59	4.527	1:07.309	59	5.445	1:07.550
17	2.404	1:13.922	17	3.995	1:07.850	17	4.849	1:07.301	17	5.524	1:07.440	17	6.121	1:07.229
33	3.096	1:14.614	33	5.304	1:08.467	33	6.940	1:08.083	33	7.700	1:07.525	33	8.535	1:07.467
77	4.225	1:15.743	77	6.046	1:08.080	77	8.064	1:08.465	77	10.423	1:09.124	77	12.650	1:08.859
18	4.652	1:16.170	18	7.629	1:09.236	18	10.403	1:09.221	18	12.197	1:08.559	18	14.681	1:09.116
57	5.501	1:17.019	57	8.281	1:09.039	57	11.127	1:09.293	57	13.119	1:08.757	57	15.318	1:08.831
32	6.165	1:17.683	32	10.384	1:10.478	32	13.676	1:09.739	32	16.902	1:09.991	32	20.376	1:10.106
37	7.138	1:18.656	37	12.067	1:11.188	37	16.607	1:10.987	37	21.221	1:11.379	37	25.758	1:11.169
92	7.884	1:19.402	92	13.345	1:11.720	92	18.248	1:11.350	92	22.608	1:11.125	92	26.453	1:10.477
50	8.864	1:20.382	50	14.895	1:12.290	50	19.566	1:11.118	50	23.941	1:11.140	50	28.477	1:11.168
30	9.875	1:21.393	30	16.254	1:12.638	30	21.921	1:12.114	30	27.226	1:12.070	30	32.047	1:11.453
25	12.428	1:23.946	25	20.501	1:14.332	25	28.320	1:14.266	25	37.258	1:15.703	25	46.603	1:15.977

Lancaster Insurance MG Owners Club Championship

LAP CHART - RACE 16

(contd.)

Lap 6			Lap 7			Lap 8			Lap 9			Lap 10		
No	Behind	Laptime	No	Behind	Laptime	No	Behind	Laptime	No	Behind	Laptime	No	Behind	Laptime
2		1:07.017	2		1:07.055	2		1:06.871	2		1:07.023	2		1:07.204
44	3.758	1:07.598	5	5.449	1:07.903	5	6.424	1:07.846	25	1 LAP	1:16.498	5	7.391	1:07.572
5	4.601	1:07.458	44	5.751	1:09.048	44	6.968	1:08.088	5	7.023	1:07.622	44	8.074	1:07.914
59	5.970	1:07.542	59	6.869	1:07.954	59	7.681	1:07.683	44	7.364	1:07.419	17	10.729	1:08.788
17	6.565	1:07.461	17	7.341	1:07.831	17	8.407	1:07.937	17	9.145	1:07.761	59	11.109	1:08.657
33	8.876	1:07.358	33	9.526	1:07.705	33	10.325	1:07.670	59	9.656	1:08.998	33	11.950	1:08.119
77	14.673	1:09.040	77	16.755	1:09.137	77	18.913	1:09.029	33	11.035	1:07.733	25	1 LAP	1:17.678
18	16.635	1:08.971	18	18.705	1:09.125	57	22.222	1:09.692	77	20.875	1:08.985	77	22.741	1:09.070
57	17.502	1:09.201	57	19.401	1:08.954	18	23.080	1:11.246	57	25.082	1:09.883	57	27.266	1:09.388
32	23.940	1:10.581	32	26.942	1:10.057	32	30.252	1:10.181	18	26.256	1:10.199	18	28.561	1:09.509
37	29.641	1:10.900	37	33.667	1:11.081	37	38.321	1:11.525	32	32.979	1:09.750	32	35.560	1:09.785
92	30.231	1:10.795	92	34.057	1:10.881	92	38.724	1:11.538	37	42.378	1:11.080	37	46.412	1:11.238
50	32.180	1:10.720	50	36.003	1:10.878	50	39.790	1:10.658	92	42.705	1:11.004	92	46.870	1:11.369
30	36.551	1:11.521	30	41.158	1:11.662	30	46.002	1:11.715	50	43.271	1:10.504	50	47.414	1:11.347
25	55.232	1:15.646	25	1:03.685	1:15.508				30	50.319	1:11.340	30	54.818	1:11.703

Lancaster Insurance MG Owners Club Championship

LAP CHART - RACE 16

(contd.)

Lap 11			Lap 12			Lap 13			Lap 14			Lap 15		
No	Behind	Laptime	No	Behind	Laptime	No	Behind	Laptime	No	Behind	Laptime	No	Behind	Laptime
2		1:07.099	2		1:06.955	2		1:07.108	2		1:07.461	2		1:07.081
5	7.412	1:07.120	5	7.879	1:07.422	5	8.218	1:07.447	30	1 LAP	1:12.076	30	1 LAP	1:11.219
44	8.700	1:07.725	44	9.755	1:08.010	44	10.143	1:07.496	5	8.217	1:07.460	5	8.774	1:07.638
59	12.440	1:08.430	59	14.269	1:08.784	17	15.905	1:08.337	44	10.538	1:07.856	44	11.255	1:07.798
17	13.315	1:09.685	17	14.676	1:08.316	33	16.618	1:08.666	59	19.892	1:10.370	59	22.416	1:09.605
33	14.059	1:09.208	33	15.060	1:07.956	59	16.983	1:09.822	33	19.931	1:10.774	33	22.691	1:09.841
77	24.704	1:09.062	77	26.622	1:08.873	77	28.859	1:09.345	17	29.421	1:20.977	17	31.166	1:08.826
25	1 LAP	1:16.389	57	32.541	1:09.718	57	34.362	1:08.929	77	30.967	1:09.569	77	32.790	1:08.904
57	29.778	1:09.611	18	34.164	1:10.401	18	36.945	1:09.889	57	36.561	1:09.660	57	39.100	1:09.620
18	30.718	1:09.256	25	1 LAP	1:17.524	25	1 LAP	1:14.457	18	38.938	1:09.454	18	41.659	1:09.802
32	38.274	1:09.813	32	41.424	1:10.105	32	44.639	1:10.323	32	47.485	1:10.307	32	50.402	1:09.998
37	50.225	1:10.912	37	54.052	1:10.782	37	58.119	1:11.175	25	1 LAP	1:14.769	25	1 LAP	1:13.759
92	50.724	1:10.953	92	54.319	1:10.550	92	58.391	1:11.180	37	1:01.259	1:10.601	37	1:05.245	1:11.067
50	51.336	1:11.021	50	55.020	1:10.639	50	58.965	1:11.053	92	1:01.503	1:10.573	92	1:05.541	1:11.119
30	59.187	1:11.468	30	1:03.564	1:11.332				50	1:02.157	1:10.653	50	1:06.076	1:11.000

Track and Race Car Saloon Car Series QUALIFYING - RACE 8

POS	NO	CL	DRIVER	NAT	CAR	TIME	LAPS	GAP	MPH
1	44	A	Rod BIRLEY		Ford Escort WRC	58.502	12		72.61
2	77	A	Nathan MILLS		Toyota Starlet	1:00.571	11	2.069	70.13
3	61	B	Nick WILLIAMSON		Peugeot 205	1:01.711	8	3.209	68.83
4	32	B	Tony RYAN		Ford Cosworth RS500	1:01.766	13	3.264	68.77
5	88	C	Mike WATSON		Alfa 33	1:02.674	14	4.172	67.77
6	10	C	Peter WILKINSON		Peugeot 306	1:02.770	13	4.268	67.67
7	26	D	Bill RICHARDS		Rover Mini Clubman	1:03.507	16	5.005	66.89
8	17	B	Peter WILKS		Ford Sierra Sapphire	1:04.206	17	5.704	66.16
9	51	D	Les BEER		Ford Fiesta	1:04.414	17	5.912	65.94
10	76	D	Lee MCNAIR		Austin Mini	1:04.554	15	6.052	65.80
11	46	B	Graham BAHR		BMW 316	1:05.062	7	6.560	65.29
12	87	D	Graham RICHARDSON		Vauxhall Nova GTE	1:05.230	15	6.728	65.12
13	9	C	Kerr ROBERTSON		Peugot 306	1:05.427	17	6.925	64.92
14	31	D	Eric FALCE		Ford Escort/Lotus	1:06.647	16	8.145	63.73
15	19	A	Pete REEVE		TVR Tasmin	1:06.732	14	8.230	63.65
16	80	C	Alan CHERRY		Vauxhall Astra GSI	1:07.063	17	8.561	63.34
17	69	D	Martin LEWIS		Ford Fiesta XR2	1:07.133	17	8.631	63.27
18	4	C	Alan WILEMAN (R8)		BMW 320	1:08.206	17	9.704	62.28
19	22	C	Liam CRILLY (R8)		BMW 318	1:08.249	18	9.747	62.24
20	73	C	Dave MULLENDER (R17)		BMW 320	1:10.163	17	11.661	60.54
21	97	D	Nigel BRITAIN		BMW 318	1:11.238	16	12.736	59.63
22	14	D	Phil USHER		Ford Focus	1:12.185	16	13.683	58.84
23	62	C	Richard CORMODE (R8)		BMW 320	1:12.797	16	14.295	58.35
24	75	C	Steve LONGWORTH (R17)		BMW 318	1:13.118	17	14.616	58.09

Cars 14 & 27 - No Working Transponders

Weather / Track : Overcast / Dry

These results are provisional until the conclusion of any judicial and technical matters.

Croix

Circuit Length = 1.1800 miles.

Start: 12:14 End: 12:34

Clerk of Course:	Stewards:	Timekeeper:
------------------	-----------	-------------

Track and Race Car Saloon Car Series

LAP ANALYSIS - RACE 8

4	Alan WILEMAN (R8)	BMW 320					
1 -	2:51.722	6 -	1:08.206	11 -	1:09.018	16 -	1:09.047
2 -	1:09.397	7 -	1:08.271	12 -	1:08.716	17 -	1:09.133
3 -	1:09.675	8 -	1:08.647	13 -	1:08.965		
4 -	1:08.342	9 -	1:09.093	14 -	1:08.797		
5 -	1:08.349	10 -	1:09.292	15 -	1:08.726		
9	Kerr ROBERTSON	Peugeot 306					
1 -	3:10.403	6 -	1:08.096	11 -	1:05.585	16 -	1:22.345
2 -	1:17.391	7 -	1:05.972	12 -	1:05.427	17 -	1:05.548
3 -	1:12.319	8 -	1:05.741	13 -	1:05.455		
4 -	1:09.063	9 -	1:06.026	14 -	1:07.082		
5 -	1:06.927	10 -	1:07.708	15 -	1:13.101		
10	Peter WILKINSON	Peugeot 306					
1 -	3:16.378	6 -	4:38.727	11 -	1:04.079		
2 -	1:11.632	7 -	1:05.039	12 -	1:06.847		
3 -	1:04.945	8 -	1:03.968	13 -	1:08.001		
4 -	1:03.024	9 -	1:04.558				
5 -	1:04.677	10 -	1:02.770				
14	Phil USHER	Ford Focus					
1 -	3:08.348	6 -	1:14.153	11 -	1:12.185	16 -	1:13.887
2 -	1:18.187	7 -	1:13.525	12 -	1:12.988		
3 -	1:17.263	8 -	1:14.235	13 -	1:15.223		
4 -	1:14.365	9 -	1:15.023	14 -	1:16.428		
5 -	1:14.317	10 -	1:13.049	15 -	1:14.732		
17	Peter WILKS	Ford Sierra Sapphire					
1 -	3:40.965	6 -	1:13.503	11 -	1:06.339	16 -	1:06.084
2 -	1:29.421	7 -	1:19.070	12 -	1:05.144	17 -	1:08.059
3 -	1:24.326	8 -	1:12.595	13 -	1:04.206		
4 -	1:16.059	9 -	1:08.906	14 -	1:07.016		
5 -	1:15.756	10 -	1:07.867	15 -	1:04.946		
19	Pete REEVE	TVR Tasmin					
1 -	3:41.360	6 -	1:08.419	11 -	1:18.267		
2 -	1:10.611	7 -	1:07.759	12 -	1:06.732		
3 -	1:09.088	8 -	1:09.311	13 -	4:02.659		
4 -	1:08.950	9 -	1:09.556	14 -	1:11.267		
5 -	1:07.863	10 -	1:16.367				
22	Liam CRILLY (R8)	BMW 318					
1 -	2:49.419	6 -	1:08.915	11 -	1:10.320	16 -	1:09.026
2 -	1:09.603	7 -	1:08.249	12 -	1:09.054	17 -	1:09.761
3 -	1:09.246	8 -	1:08.425	13 -	1:08.962	18 -	1:09.536
4 -	1:09.502	9 -	1:08.764	14 -	1:09.101		
5 -	1:10.536	10 -	1:08.842	15 -	1:09.134		

Track and Race Car Saloon Car Series

LAP ANALYSIS - RACE 8

(contd.)

26	Bill RICHARDS	Rover Mini Clubman					
1 -	3:16.896	6 -	1:06.784	11 -	1:04.415	16 -	1:04.493
2 -	1:14.236	7 -	1:06.041	12 -	1:03.507		
3 -	1:12.396	8 -	1:04.924	13 -	1:03.827		
4 -	1:08.787	9 -	1:05.709	14 -	3:20.561		
5 -	1:06.999	10 -	1:05.784	15 -	1:04.552		
31	Eric FALCE	Ford Escort/Lotus					
1 -	3:07.361	6 -	1:09.649	11 -	1:07.828	16 -	1:08.656
2 -	1:17.149	7 -	1:11.583	12 -	1:07.617		
3 -	1:12.979	8 -	1:08.371	13 -	1:06.647		
4 -	1:12.363	9 -	1:09.553	14 -	1:06.652		
5 -	1:08.867	10 -	1:07.519	15 -	2:36.742		
32	Tony RYAN	Ford Cosworth RS500					
1 -	3:21.798	6 -	1:02.903	11 -	1:01.766		
2 -	1:11.911	7 -	1:01.996	12 -	1:02.317		
3 -	1:07.203	8 -	1:13.159	13 -	1:06.718		
4 -	1:08.737	9 -	3:34.526				
5 -	1:04.892	10 -	1:02.893				
44	Rod BIRLEY	Ford Escort WRC					
1 -	3:40.903	6 -	1:00.950	11 -	58.502		
2 -	1:02.165	7 -	1:00.149	12 -	59.594		
3 -	1:04.410	8 -	1:00.743				
4 -	1:02.886	9 -	4:02.761				
5 -	1:02.950	10 -	58.782				
46	Graham BAHR	BMW 316					
1 -	2:59.798	6 -	1:05.062				
2 -	1:11.911	7 -	1:05.229				
3 -	1:08.576						
4 -	1:09.288						
5 -	1:05.372						
51	Les BEER	Ford Fiesta					
1 -	2:46.849	6 -	1:05.023	11 -	1:07.062	16 -	1:08.049
2 -	1:06.947	7 -	1:05.859	12 -	1:06.763	17 -	1:06.922
3 -	1:04.921	8 -	1:05.853	13 -	1:05.114		
4 -	1:04.414	9 -	1:12.381	14 -	1:05.799		
5 -	1:05.571	10 -	1:07.203	15 -	1:05.302		
61	Nick WILLIAMSON	Peugeot 205					
1 -	3:52.463	6 -	1:05.528				
2 -	1:02.775	7 -	1:02.924				
3 -	1:02.816	8 -	1:02.224				
4 -	1:01.711						
5 -	1:01.859						

Track and Race Car Saloon Car Series

LAP ANALYSIS - RACE 8

(contd.)

62	Richard CORMODE (R8)	BMW 320					
1 -	3:41.746	6 -	1:13.301	11 -	1:13.601	16 -	1:12.899
2 -	1:29.439	7 -	1:14.178	12 -	1:12.797		
3 -	1:17.693	8 -	1:14.701	13 -	1:13.430		
4 -	1:14.477	9 -	1:15.297	14 -	1:13.696		
5 -	1:14.144	10 -	1:12.974	15 -	1:16.184		
69	Martin LEWIS	Ford Fiesta XR2					
1 -	3:04.499	6 -	1:09.992	11 -	1:07.770	16 -	1:10.186
2 -	1:18.247	7 -	1:09.403	12 -	1:07.133	17 -	1:09.483
3 -	1:14.064	8 -	1:12.007	13 -	1:07.460		
4 -	1:12.109	9 -	1:08.471	14 -	1:07.416		
5 -	1:14.118	10 -	1:09.927	15 -	1:08.558		
73	Dave MULLENDER (R17)	BMW 320					
1 -	3:02.443	6 -	1:12.432	11 -	1:14.019	16 -	1:12.238
2 -	1:22.932	7 -	1:10.702	12 -	1:10.395	17 -	1:12.550
3 -	1:15.110	8 -	1:14.367	13 -	1:11.198		
4 -	1:14.931	9 -	1:11.130	14 -	1:10.163		
5 -	1:13.512	10 -	1:10.619	15 -	1:12.791		
75	Steve LONGWORTH (R17)	BMW 318					
1 -	2:50.896	6 -	1:13.722	11 -	1:14.402	16 -	1:15.198
2 -	1:14.352	7 -	1:13.601	12 -	1:13.292	17 -	1:13.461
3 -	1:13.460	8 -	1:14.958	13 -	1:13.306		
4 -	1:14.277	9 -	1:13.533	14 -	1:13.192		
5 -	1:13.118	10 -	1:14.388	15 -	1:13.752		
76	Lee MCNAIR	Austin Mini					
1 -	3:16.310	6 -	1:05.594	11 -	1:05.050		
2 -	1:14.014	7 -	1:06.935	12 -	1:04.554		
3 -	1:13.038	8 -	1:06.303	13 -	1:05.397		
4 -	1:11.190	9 -	1:07.803	14 -	1:06.004		
5 -	1:12.538	10 -	1:06.234	15 -	1:04.768		
77	Nathan MILLS	Toyota Starlet					
1 -	3:21.043	6 -	1:00.850	11 -	1:12.672		
2 -	1:12.641	7 -	1:00.926				
3 -	1:26.994	8 -	1:01.688				
4 -	1:09.608	9 -	1:01.359				
5 -	1:02.303	10 -	1:00.571				
80	Alan CHERRY	Vauxhall Astra GSI					
1 -	3:09.530	6 -	1:10.357	11 -	1:08.262	16 -	1:09.923
2 -	1:16.915	7 -	1:09.161	12 -	1:07.873	17 -	1:10.424
3 -	1:12.350	8 -	1:14.419	13 -	1:07.063		
4 -	1:13.426	9 -	1:10.056	14 -	1:08.474		
5 -	1:11.263	10 -	1:08.891	15 -	1:22.506		

Track and Race Car Saloon Car Series LAP ANALYSIS - RACE 8

(contd.)


87	Graham RICHARDSON	Vauxhall Nova GTE					
1 -	3:39.909	6 -	1:06.424	11 -	1:06.462		
2 -	1:08.780	7 -	1:06.463	12 -	1:05.230		
3 -	1:09.648	8 -	1:10.679	13 -	1:07.431		
4 -	1:07.231	9 -	1:07.647	14 -	1:05.513		
5 -	1:06.555	10 -	1:08.391	15 -	1:10.035		
88	Mike WATSON	Alfa 33					
1 -	3:25.018	6 -	1:07.050	11 -	1:03.112		
2 -	1:14.486	7 -	1:05.748	12 -	1:02.674		
3 -	1:09.408	8 -	1:08.806	13 -	1:03.373		
4 -	1:05.944	9 -	3:57.052	14 -	1:04.812		
5 -	1:05.247	10 -	1:04.161				
97	Nigel BRITAIN	BMW 318					
1 -	3:01.995	6 -	1:15.395	11 -	1:11.238	16 -	1:13.118
2 -	1:16.652	7 -	1:15.471	12 -	1:11.332		
3 -	1:12.820	8 -	1:14.339	13 -	1:14.635		
4 -	1:12.001	9 -	1:13.527	14 -	1:13.481		
5 -	1:13.194	10 -	1:12.257	15 -	1:12.572		

Track and Race Car Saloon Car Series

GRID - RACE 8

ROW 12	1:12.797 62 CORMODE (R8)	1:13.118 75 LONGWORTH (R17)
ROW 11	1:11.238 97 BRITTAIN	1:12.185 14 USHER
ROW 10	1:08.249 22 CRILLY (R8)	1:10.163 73 MULLENDER (R17)
ROW 9	1:07.133 69 LEWIS	1:08.206 4 WILEMAN (R8)
ROW 8	1:06.732 19 REEVE	1:07.063 80 CHERRY
ROW 7	1:05.427 9 ROBERTSON	1:06.647 31 FALCE
ROW 6	1:05.062 46 BAHR	1:05.230 87 RICHARDSON
ROW 5	1:04.414 51 BEER	1:04.554 76 MCNAIR
ROW 4	1:03.507 26 RICHARDS	1:04.206 17 WILKS
ROW 3	1:02.674 88 WATSON	1:02.770 10 WILKINSON
ROW 2	1:01.711 61 WILLIAMSON	1:01.766 32 RYAN
ROW 1	58.502 44 BIRLEY	1:00.571 77 MILLS

POLE



Cars 14 & 27 - No Working Transponders

Weather / Track : Overcast / Dry

These results are provisional until the conclusion of any judicial and technical matters.

Croix

Circuit Length = 1.1800 miles.

Start: 12:14 End: 12:34

Clerk of Course:

Stewards:

Timekeeper:

Track and Race Car Saloon Car Series

RACE CLASSIFICATION - RACE 8

POS	NO	CL	DRIVER	NAT	CAR	TIME	LAPS	GAP	MPH	BEST
1	44	A	Rod BIRLEY		Ford Escort WRC	15:04.327	15		69.74	59.149
2	77	A	Nathan MILLS		Toyota Starlet	15:04.688	15	0.361	69.71	59.403
3	32	B	Tony RYAN		Ford Cosworth RS500	16:01.230	15	56.903	65.61	1:01.098
4	88	C	Mike WATSON		Alfa 33	15:08.283	14	1 LAP	64.76	1:03.443
5	90	D	Richard BRENT		Peugeot 205 GTI	15:10.642	14	1 LAP	64.59	1:02.898
6	76	D	Lee MCNAIR		Austin Mini	15:13.945	14	1 LAP	64.36	1:03.784
7	26	D	Bill RICHARDS		Rover Mini Clubman	15:15.683	14	1 LAP	64.24	1:04.005
8	9	C	Kerr ROBERTSON		Peugot 306	15:27.777	14	1 LAP	63.40	1:04.014
9	51	D	Les BEER		Ford Fiesta	15:29.039	14	1 LAP	63.31	1:04.800
10	87	D	Graham RICHARDSON		Vauxhall Nova GTE	15:37.568	14	1 LAP	62.74	1:05.193
11	31	D	Eric FALCE		Ford Escort/Lotus	15:47.633	14	1 LAP	62.07	1:06.136
12	69	D	Martin LEWIS		Ford Fiesta XR2	15:48.135	14	1 LAP	62.04	1:06.101
13	61	B	Nick WILLIAMSON		Peugeot 205	16:00.923	14	1 LAP	61.21	1:01.130
14	80	C	Alan CHERRY		Vauxhall Astra GSI	16:10.808	14	1 LAP	60.59	1:07.900
15	17	B	Peter WILKS		Ford Sierra Sapphire	15:12.893	13	2 LAPS	59.78	1:04.872
16	22	C	Liam CRILLY (R8)		BMW 318	15:17.597	13	2 LAPS	59.47	1:08.692
17	4	C	Alan WILEMAN (R8)		BMW 320	15:33.167	13	2 LAPS	58.48	1:08.715
18	97	D	Nigel BRITTAIN		BMW 318	16:04.656	13	2 LAPS	56.57	1:11.838
19	62	C	Richard CORMODE (R8)		BMW 320	16:05.288	13	2 LAPS	56.53	1:12.178

NOT CLASSIFIED

14	D	Phil USHER	Ford Focus	7:29.977	6	D.N.F.	55.20	1:07.949
46	B	Graham BAHR	BMW 316	5:41.987	5	D.N.F.	60.21	1:03.971
19	A	Pete REEVE	TVR Tasmin	2:24.497	2	D.N.F.	54.31	1:07.382
10	C	Peter WILKINSON	Peugeot 306	1:53.503	1	D.N.F.	31.71	

FASTEST LAP

44	A	Rod BIRLEY	Ford Escort WRC	59.149	6	71.81mph	115.58kph
32	B	Tony RYAN	Ford Cosworth RS500	1:01.098	3	69.52mph	111.89kph
90	D	Richard BRENT	Peugeot 205 GTI	1:02.898	4	67.53mph	108.69kph
88	C	Mike WATSON	Alfa 33	1:03.443	6	66.95mph	107.75kph

Weather / Track : Sunny / Dry
 These results are provisional until the conclusion of any judicial and technical matters.

Croix
 Circuit Length = 1.1800 miles.
 Start: 09:34 End: 09:50

Clerk of Course:	Stewards:	Timekeeper:
------------------	-----------	-------------

Track and Race Car Saloon Car Series

LAP CHART - RACE 8

Lap 1			Lap 2			Lap 3			Lap 4			Lap 5		
No	Behind	Laptime	No	Behind	Laptime	No	Behind	Laptime	No	Behind	Laptime	No	Behind	Laptime
44		1:03.796	44		1:00.283	44		1:00.340	44		1:00.079	44		59.614
77	0.857	1:04.653	77	0.258	59.684	77	0.010	1:00.092	77	0.356	1:00.425	77	0.453	59.711
61	3.224	1:07.020	61	4.980	1:02.039	61	5.770	1:01.130	61	7.312	1:01.621	61	9.432	1:01.734
32	3.702	1:07.498	32	6.002	1:02.583	32	6.760	1:01.098	32	8.515	1:01.834	32	10.384	1:01.483
88	6.078	1:09.874	88	10.050	1:04.255	88	13.404	1:03.694	88	16.970	1:03.645	88	21.245	1:03.889
17	6.937	1:10.733	17	11.526	1:04.872	17	16.771	1:05.585	90	20.286	1:02.898	90	24.009	1:03.337
26	7.943	1:11.739	26	11.699	1:04.039	26	17.106	1:05.747	26	22.163	1:05.136	26	26.928	1:04.379
51	8.389	1:12.185	51	13.376	1:05.270	90	17.467	1:03.990	17	23.574	1:06.882	76	29.597	1:03.828
46	8.777	1:12.573	46	13.715	1:05.221	51	20.597	1:07.561	76	25.383	1:04.323	17	30.087	1:06.127
90	10.441	1:14.237	90	13.817	1:03.659	76	21.139	1:06.110	51	25.604	1:05.086	51	30.790	1:04.800
76	10.721	1:14.517	76	15.369	1:04.931	9	22.082	1:05.770	9	26.959	1:04.956	9	31.359	1:04.014
9	11.088	1:14.884	9	16.652	1:05.847	87	23.593	1:05.411	87	28.883	1:05.369	87	34.462	1:05.193
31	11.991	1:15.787	31	18.011	1:06.303	31	24.451	1:06.780	31	30.508	1:06.136	31	37.286	1:06.392
87	12.532	1:16.328	87	18.522	1:06.273	69	27.416	1:06.892	46	33.235	1:03.971	46	37.875	1:04.254
19	13.319	1:17.115	19	20.418	1:07.382	46	29.343	1:15.968	69	33.438	1:06.101	69	40.663	1:06.839
80	14.426	1:18.222	69	20.864	1:06.253	80	31.036	1:08.682	80	39.930	1:08.973	80	49.412	1:09.096
69	14.894	1:18.690	80	22.694	1:08.551	14	31.864	1:07.949	14	42.112	1:10.327	22	52.813	1:09.145
22	16.371	1:20.167	14	24.255	1:07.984	22	34.332	1:09.391	22	43.282	1:09.029	4	53.414	1:08.715
14	16.554	1:20.350	22	25.281	1:09.193	4	35.326	1:09.305	4	44.313	1:09.066	14	56.411	1:13.913
4	17.424	1:21.220	4	26.361	1:09.220	97	42.574	1:11.838	97	54.784	1:12.289			
97	19.383	1:23.179	97	31.076	1:11.976	62	46.876	1:12.482	62	59.606	1:12.809			
62	21.183	1:24.979	62	34.734	1:13.834									
10	49.707	1:53.503P												

Track and Race Car Saloon Car Series

LAP CHART - RACE 8

(contd.)

Lap 6			Lap 7			Lap 8			Lap 9			Lap 10		
No	Behind	Laptime	No	Behind	Laptime	No	Behind	Laptime	No	Behind	Laptime	No	Behind	Laptime
44		59.149	44		1:00.952	44		1:00.310	44		1:00.061	44		1:00.943
77	0.808	59.504	77	1.297	1:01.441	77	0.819	59.832	77	0.692	59.934	77	0.377	1:00.628
97	1 LAP	1:14.287	22	1 LAP	1:09.380	80	1 LAP	1:09.233	69	1 LAP	1:07.933	61	1 LAP	1:17.928
32	14.183	1:02.948	4	1 LAP	1:10.054	22	1 LAP	1:08.692	80	1 LAP	1:09.219	31	1 LAP	1:07.759
62	1 LAP	1:14.317	32	17.253	1:04.022	4	1 LAP	1:09.593	22	1 LAP	1:08.954	17	1 LAP	1:14.262
61	16.484	1:06.201	97	1 LAP	1:13.745	32	20.089	1:03.146	4	1 LAP	1:09.332	69	1 LAP	1:06.787
88	25.539	1:03.443	14	1 LAP	1:29.454	88	34.829	1:04.747	32	26.031	1:06.003	80	1 LAP	1:08.740
90	28.166	1:03.306	62	1 LAP	1:12.239	90	35.372	1:04.624	88	39.545	1:04.777	22	1 LAP	1:09.339
26	31.784	1:04.005	61	29.383	1:13.851	97	1 LAP	1:14.487	90	40.074	1:04.763	32	29.676	1:04.588
76	34.232	1:03.784	88	30.392	1:05.805	62	1 LAP	1:14.065	26	45.135	1:04.747	4	1 LAP	1:12.099
17	35.911	1:04.973	90	31.058	1:03.844	26	40.449	1:05.234	76	46.294	1:04.993	90	43.028	1:03.897
51	36.511	1:04.870	26	35.525	1:04.693	76	41.362	1:04.472	97	1 LAP	1:13.978	88	43.191	1:04.589
9	37.029	1:04.819	76	37.200	1:03.920	61	46.021	1:16.948	62	1 LAP	1:12.295	26	48.331	1:04.139
87	40.601	1:05.288	51	41.792	1:06.233	51	47.182	1:05.700	51	52.660	1:05.539	76	49.960	1:04.609
31	45.100	1:06.963	9	42.577	1:06.500	9	47.465	1:05.198	9	52.888	1:05.484	51	57.846	1:06.129
69	48.645	1:07.131	17	44.413	1:09.454	87	51.714	1:06.445	87	58.056	1:06.403	9	58.274	1:06.329
80	59.179	1:08.916	87	45.579	1:05.930	17	53.741	1:09.638						
			31	51.232	1:07.084	31	58.497	1:07.575						
			69	55.221	1:07.528									

Track and Race Car Saloon Car Series

LAP CHART - RACE 8

(contd.)


Lap 11			Lap 12			Lap 13			Lap 14			Lap 15		
No	Behind	Laptime	No	Behind	Laptime	No	Behind	Laptime	No	Behind	Laptime	No	Behind	Laptime
44		1:00.092	44		59.581	44		59.782	44		59.387	44		59.958
77	0.250	59.965	77	0.259	59.590	77	0.589	1:00.112	77	0.605	59.403	77	0.361	59.714
87	1 LAP	1:08.049	51	1 LAP	1:06.686	26	1 LAP	1:04.194	22	2 LAPS	1:11.895	88	1 LAP	1:06.558
97	2 LAPS	1:16.478	9	1 LAP	1:06.500	9	1 LAP	1:06.559	76	1 LAP	1:04.580	90	1 LAP	1:07.287
62	2 LAPS	1:15.933	87	1 LAP	1:06.070	51	1 LAP	1:07.040	26	1 LAP	1:04.453	17	2 LAPS	1:18.964
31	1 LAP	1:06.781	97	2 LAPS	1:12.049	87	1 LAP	1:06.537	4	2 LAPS	1:17.118	76	1 LAP	1:04.396
61	1 LAP	1:11.992	31	1 LAP	1:07.346	31	1 LAP	1:07.067	9	1 LAP	1:05.392	26	1 LAP	1:04.344
69	1 LAP	1:07.109	62	2 LAPS	1:13.825	69	1 LAP	1:07.217	51	1 LAP	1:06.081	22	2 LAPS	1:12.411
17	1 LAP	1:12.726	69	1 LAP	1:06.585	97	2 LAPS	1:13.596	87	1 LAP	1:06.914	9	1 LAP	1:05.525
80	1 LAP	1:07.935	61	1 LAP	1:10.403	62	2 LAPS	1:12.178	31	1 LAP	1:08.313	51	1 LAP	1:05.859
32	33.746	1:04.162	17	1 LAP	1:13.008	61	1 LAP	1:11.074	69	1 LAP	1:06.483	4	2 LAPS	1:14.316
22	1 LAP	1:09.176	32	39.320	1:05.155	32	45.427	1:05.889	97	2 LAPS	1:12.164	87	1 LAP	1:07.358
4	1 LAP	1:10.920	80	1 LAP	1:08.533	17	1 LAP	1:15.669	62	2 LAPS	1:12.458	31	1 LAP	1:07.347
90	47.417	1:04.481	22	1 LAP	1:10.825	80	1 LAP	1:08.316	61	1 LAP	1:10.049	69	1 LAP	1:06.587
88	47.417	1:04.318	88	51.754	1:03.918	88	56.743	1:04.771	32	50.839	1:04.799	61	1 LAP	1:08.933
76	54.867	1:04.999	90	52.100	1:04.264	90	58.373	1:06.055	80	1 LAP	1:07.900	32	56.903	1:06.022
26	57.073	1:08.834	4	1 LAP	1:12.209							97	2 LAPS	1:14.590
			76	59.769	1:04.483							62	2 LAPS	1:13.874
												80	1 LAP	1:08.492

Track and Race Car Saloon Car Series

GRID - RACE 17

ROW 11	73	MULLENDER (R17)	75	LONGWORTH (R17)
ROW 10	19	REEVE	10	WILKINSON
ROW 9	14	USHER	46	BAHR
ROW 8	17	WILKS	97	BRITTAIN
ROW 7	61	WILLIAMSON	80	CHERRY
ROW 6	31	FALCE	69	LEWIS
ROW 5	51	BEER	87	RICHARDSON
ROW 4	26	RICHARDS	9	ROBERTSON
ROW 3	90	BRENT	76	MCNAIR
ROW 2	32	RYAN	88	WATSON
ROW 1	44	BIRLEY	77	MILLS

POLE



Weather / Track : Sunny / Dry

These results are provisional until the conclusion of any judicial and technical matters.

Croix
Circuit Length = 1.1800 miles.
Start: 09:34 End: 09:50

Clerk of Course:	Stewards:	Timekeeper:
------------------	-----------	-------------

Track and Race Car Saloon Car Series

RACE CLASSIFICATION - RACE 17

POS	NO	CL	DRIVER	NAT	CAR	TIME	LAPS	GAP	MPH	BEST
1	44	A	Rod BIRLEY		Ford Escort WRC	15:28.987	15		67.89	1:01.107
2	61	B	Nick WILLIAMSON		Peugeot 205	15:51.119	15	22.132	66.31	1:01.760
3	32	B	Tony RYAN		Ford Cosworth RS500	15:57.350	15	28.363	65.88	1:02.210
4	90	D	Richard BRENT		Peugeot 205 GTI	16:07.022	15	38.035	65.22	1:03.009
5	10	C	Peter WILKINSON		Peugeot 306	16:17.895	15	48.908	64.49	1:03.073
6	9	C	Kerr ROBERTSON		Peugot 306	16:28.820	15	59.833	63.78	1:04.561
7	51	D	Les BEER		Ford Fiesta	16:30.191	15	1:01.204	63.69	1:04.713
8	26	D	Bill RICHARDS		Rover Mini Clubman	17:40.338	15	2:11.351	59.48	1:03.409
9	87	D	Graham RICHARDSON		Vauxhall Nova GTE	15:35.671	14	1 LAP	62.86	1:05.043
10	46	B	Graham BAHR		BMW 316	15:51.381	14	1 LAP	61.83	1:06.595
11	69	D	Martin LEWIS		Ford Fiesta XR2	16:01.365	14	1 LAP	61.18	1:07.174
12	31	D	Eric FALCE		Ford Escort/Lotus	16:01.797	14	1 LAP	61.16	1:07.188
13	80	C	Alan CHERRY		Vauxhall Astra GSI	16:10.946	14	1 LAP	60.58	1:07.788
14	19	A	Pete REEVE		TVR Tasmin	16:20.817	14	1 LAP	59.97	1:07.748
15	97	D	Nigel BRITAIN		BMW 318	15:56.248	13	2 LAPS	57.07	1:11.209
16	75	C	Steve LONGWORTH (R17)		BMW 318	16:18.371	13	2 LAPS	55.78	1:13.131
NOT CLASSIFIED										
76	D	Lee MCNAIR		Austin Mini	12:02.576	11	D.N.F.	63.77	1:03.758	
88	C	Mike WATSON		Alfa 33	5:26.446	5	D.N.F.	63.07	1:02.700	
FASTEST LAP										
44	A	Rod BIRLEY		Ford Escort WRC	1:01.107	15	69.51mph	111.87kph		
61	B	Nick WILLIAMSON		Peugeot 205	1:01.760	2	68.78mph	110.69kph		
88	C	Mike WATSON		Alfa 33	1:02.700	2	67.75mph	109.03kph		
90	D	Richard BRENT		Peugeot 205 GTI	1:03.009	8	67.41mph	108.50kph		

Weather / Track : Sunny / Dry
 These results are provisional until the conclusion of any judicial and technical matters.

Croix
 Circuit Length = 1.1800 miles.
 Start: 15:03 End: 15:19

Clerk of Course:	Stewards:	Timekeeper:
------------------	-----------	-------------

Track and Race Car Saloon Car Series

LAP CHART - RACE 17

Lap 1			Lap 2			Lap 3			Lap 4			Lap 5		
No	Behind	Laptime	No	Behind	Laptime	No	Behind	Laptime	No	Behind	Laptime	No	Behind	Laptime
44		1:04.764	44		1:01.139	44		1:01.384	44		1:01.338	44		1:01.227
32	2.075	1:06.839	32	4.718	1:03.782	61	7.265	1:02.269	61	7.823	1:01.896	61	8.718	1:02.122
88	4.414	1:09.178	88	5.975	1:02.700	32	8.222	1:04.888	32	9.094	1:02.210	32	10.664	1:02.797
90	4.940	1:09.704	61	6.380	1:01.760	88	10.635	1:06.044	26	13.853	1:03.733	88	16.594	1:03.889
61	5.759	1:10.523	90	8.150	1:04.349	26	11.458	1:03.893	88	13.932	1:04.635	26	17.295	1:04.669
26	6.229	1:10.993	26	8.949	1:03.859	90	11.460	1:04.694	90	14.636	1:04.514	90	17.454	1:04.045
76	6.564	1:11.328	76	9.183	1:03.758	76	11.893	1:04.094	76	15.079	1:04.524	76	17.855	1:04.003
9	7.512	1:12.276	9	11.139	1:04.766	9	14.613	1:04.858	9	17.836	1:04.561	9	21.750	1:05.141
51	8.224	1:12.988	51	11.944	1:04.859	51	15.889	1:05.329	51	19.264	1:04.713	51	23.051	1:05.014
87	8.996	1:13.760	87	13.311	1:05.454	87	17.084	1:05.157	87	20.789	1:05.043	87	25.082	1:05.520
31	9.965	1:14.729	31	16.014	1:07.188	10	21.556	1:06.260	10	23.555	1:03.337	10	25.939	1:03.611
69	10.498	1:15.262	10	16.680	1:06.381	46	22.026	1:06.658	46	27.283	1:06.595	46	33.441	1:07.385
46	10.618	1:15.382	46	16.752	1:07.273	69	24.378	1:07.733	69	30.214	1:07.174	69	37.589	1:08.602
10	11.438	1:16.202	69	18.029	1:08.670	31	24.652	1:10.022	31	30.894	1:07.580	31	37.938	1:08.271
80	11.866	1:16.630	80	18.944	1:08.217	80	26.245	1:08.685	80	32.695	1:07.788	80	39.744	1:08.276
19	13.099	1:17.863	19	19.708	1:07.748	19	26.524	1:08.200	19	33.605	1:08.419	19	40.730	1:08.352
97	15.913	1:20.677	97	26.048	1:11.274	97	35.873	1:11.209	97	46.641	1:12.106	97	56.832	1:11.418
75	18.050	1:22.814	75	30.309	1:13.398	75	43.146	1:14.221	75	54.939	1:13.131			

Track and Race Car Saloon Car Series

LAP CHART - RACE 17

(contd.)

Lap 6			Lap 7			Lap 8			Lap 9			Lap 10		
No	Behind	Laptime	No	Behind	Laptime	No	Behind	Laptime	No	Behind	Laptime	No	Behind	Laptime
44		1:01.707	44		1:02.624	44		1:01.442	44		1:01.588	44		1:02.438
75	1 LAP	1:14.699	97	1 LAP	1:13.462	61	10.417	1:02.447	61	11.565	1:02.736	31	1 LAP	1:08.614
61	9.468	1:02.457	61	9.412	1:02.568	32	15.022	1:03.648	32	17.134	1:03.700	80	1 LAP	1:09.017
32	12.429	1:03.472	32	12.816	1:03.011	97	1 LAP	1:12.512	90	23.393	1:03.209	19	1 LAP	1:09.751
90	19.550	1:03.803	75	1 LAP	1:15.717	90	21.772	1:03.009	26	24.985	1:03.702	61	12.521	1:03.394
26	19.862	1:04.274	90	20.205	1:03.279	26	22.871	1:03.409	76	27.915	1:04.267	32	18.250	1:03.554
76	20.696	1:04.548	26	20.904	1:03.666	76	25.236	1:04.294	97	1 LAP	1:15.148	90	24.769	1:03.814
9	24.874	1:04.831	76	22.384	1:04.312	10	30.799	1:04.181	10	32.603	1:03.392	26	26.532	1:03.985
51	26.863	1:05.519	9	26.992	1:04.742	9	31.026	1:05.476	9	35.279	1:05.841	76	29.476	1:03.999
10	27.305	1:03.073	10	28.060	1:03.379	75	1 LAP	1:14.567	51	37.545	1:05.610	10	34.030	1:03.865
87	29.478	1:06.103	51	29.680	1:05.441	51	33.523	1:05.285	87	41.014	1:05.839	9	38.804	1:05.963
46	38.854	1:07.120	87	32.267	1:05.413	87	36.763	1:05.938	75	1 LAP	1:14.099	51	40.903	1:05.796
69	43.789	1:07.907	46	43.301	1:07.071	46	48.718	1:06.859	46	54.182	1:07.052	97	1 LAP	1:14.519
31	44.241	1:08.010	69	49.211	1:08.046	69	55.878	1:08.109	69	1:02.231	1:07.941	87	44.683	1:06.107
80	46.816	1:08.779	31	49.698	1:08.081	31	56.233	1:07.977				75	1 LAP	1:13.887
19	47.668	1:08.645	80	52.409	1:08.217	80	59.542	1:08.575				46	59.293	1:07.549
			19	53.411	1:08.367	19	1:00.417	1:08.448						

Track and Race Car Saloon Car Series

LAP CHART - RACE 17

(contd.)

Lap 11			Lap 12			Lap 13			Lap 14			Lap 15		
No	Behind	Laptime	No	Behind	Laptime	No	Behind	Laptime	No	Behind	Laptime	No	Behind	Laptime
44		1:02.456	44		1:01.976	44		1:02.280	44		1:01.517	44		1:01.107
69	1 LAP	1:08.535	46	1 LAP	1:08.079	97	2 LAPS	1:14.098	97	2 LAPS	1:12.557	87	1 LAP	1:08.350
31	1 LAP	1:08.200	75	2 LAPS	1:14.906	46	1 LAP	1:08.296	46	1 LAP	1:07.213	61	22.132	1:03.754
80	1 LAP	1:08.942	69	1 LAP	1:08.017	61	17.318	1:04.907	61	19.485	1:03.684	46	1 LAP	1:08.849
61	13.305	1:03.240	31	1 LAP	1:07.911	69	1 LAP	1:08.797	69	1 LAP	1:08.595	97	2 LAPS	1:14.168
19	1 LAP	1:10.030	61	14.691	1:03.362	31	1 LAP	1:08.804	32	25.581	1:03.742	32	28.363	1:03.889
32	19.842	1:04.048	80	1 LAP	1:09.757	75	2 LAPS	1:15.553	31	1 LAP	1:08.807	69	1 LAP	1:07.977
90	26.169	1:03.856	32	21.699	1:03.833	32	23.356	1:03.937	80	1 LAP	1:09.664	31	1 LAP	1:07.603
26	28.828	1:04.752	19	1 LAP	1:11.812	80	1 LAP	1:09.486	90	34.434	1:05.991	90	38.035	1:04.708
10	35.783	1:04.209	90	28.041	1:03.848	90	29.960	1:04.199	75	2 LAPS	1:16.858	80	1 LAP	1:08.913
76	40.469	1:13.449	26	31.824	1:04.972	19	1 LAP	1:10.994	26	36.978	1:04.331	10	48.908	1:05.346
9	42.219	1:05.871	10	38.797	1:04.990	26	34.164	1:04.620	19	1 LAP	1:10.527	75	2 LAPS	1:14.521
51	43.850	1:05.403	9	46.622	1:06.379	10	40.654	1:04.137	10	44.669	1:05.532	19	1 LAP	1:11.661
87	48.848	1:06.621	51	47.844	1:05.970	9	50.449	1:06.107	9	54.928	1:05.996	9	59.833	1:06.012
97	1 LAP	1:13.100	87	55.491	1:08.619	51	51.107	1:05.543	51	55.492	1:05.902	51	1:01.204	1:06.819
						87	1:00.958	1:07.747				26	2:11.351	2:35.480

Mini Miglia Championship

QUALIFYING - RACE 9 & 18

POS	NO	CL	DRIVER	NAT	CAR	TIME	LAPS	GAP	MPH
1	2	MI	Kelly ROGERS		Vickers Mini	1:01.949	16		68.57
2	1	MI	Peter BALDWIN		Mini Miglia	1:02.063	14	0.114	68.44
3	3	MI	Bill SOLLIS		Bill Built Mini	1:02.334	17	0.385	68.14
4	83	MI	Colin PEACOCK		Mini Miglia	1:02.548	17	0.599	67.91
5	7	MI	Tim SIMS		Simmini 2005 Mini Miglia	1:02.625	16	0.676	67.83
6	23	MI	Andrew HACK		Mini Miglia	1:02.729	17	0.780	67.72
7	58	MI	Max HUNTER		Mini Miglia	1:03.058	16	1.109	67.36
8	6	MI	Mark SIMS		Mini Miglia	1:03.484	13	1.535	66.91
9	10	MI	Ralph SAUNDERS		Mini Miglia	1:03.791	16	1.842	66.59
10	40	MI	Phil RODGE		Mini Miglia	1:03.924	9	1.975	66.45
11	8	MI	Sarah MUNNS		Mini Miglia	1:03.998	15	2.049	66.37
12	9	MI	Paul SIMMONDS		Mini Miglia	1:04.160	17	2.211	66.20
13	28	MI	Phil LEE		Mini	1:04.945	14	2.996	65.40
14	13	MI	Phil HARVEY		Motley Mini	1:05.051	15	3.102	65.30

Weather / Track : Sunny / Dry

These results are provisional until the conclusion of any judicial and technical matters.

Croix

Circuit Length = 1.1800 miles.

Start: 12:41 End: 13:07

Clerk of Course:	Stewards:	Timekeeper:
------------------	-----------	-------------

Mini Miglia Championship

LAP ANALYSIS - RACE 9 & 18

1	Peter BALDWIN	Mini Miglia			
1 -	5:48.736	6 -	X:00.000	11 -	1:02.239
2 -	1:03.329	7 -	1:02.185	12 -	1:02.371
3 -	1:03.360	8 -	1:02.485	13 -	1:02.063
4 -	1:03.653	9 -	1:04.196	14 -	1:02.526
5 -	1:03.729	10 -	1:03.002		
2	Kelly ROGERS	Vickers Mini			
1 -	5:51.232	6 -	8:03.886	11 -	1:02.676
2 -	1:03.489	7 -	1:02.225	12 -	1:23.517
3 -	1:02.796	8 -	1:01.949	13 -	1:26.335
4 -	1:03.761	9 -	1:02.398	14 -	1:02.503
5 -	1:06.765	10 -	1:12.229	15 -	1:16.855
3	Bill SOLLIS	Bill Built Mini			
1 -	6:00.537	6 -	7:49.915	11 -	1:02.334
2 -	1:05.286	7 -	1:03.491	12 -	1:02.792
3 -	1:04.180	8 -	1:02.660	13 -	1:02.545
4 -	1:04.174	9 -	1:02.583	14 -	1:02.763
5 -	1:03.435	10 -	1:02.409	15 -	1:02.743
6	Mark SIMS	Mini Miglia			
1 -	5:53.410	6 -	X:00.000	11 -	1:03.764
2 -	1:04.412	7 -	1:04.958	12 -	1:03.484
3 -	1:04.063	8 -	1:04.462	13 -	1:03.798
4 -	1:10.639	9 -	1:04.182		
5 -	1:05.977	10 -	1:04.643		
7	Tim SIMS	Simmini 2005 Mini Miglia			
1 -	6:20.525	6 -	7:39.730	11 -	1:02.625
2 -	1:10.469	7 -	1:11.181	12 -	1:07.826
3 -	1:03.679	8 -	1:02.954	13 -	1:03.423
4 -	1:03.155	9 -	1:03.310	14 -	1:03.094
5 -	1:03.847	10 -	1:02.805	15 -	1:03.234
8	Sarah MUNNS	Mini Miglia			
1 -	5:50.477	6 -	8:03.178	11 -	1:03.998
2 -	1:06.613	7 -	1:05.355	12 -	1:11.522
3 -	1:05.698	8 -	1:04.249	13 -	1:09.144
4 -	1:05.854	9 -	1:04.102	14 -	1:04.426
5 -	1:05.238	10 -	1:04.195	15 -	1:04.209
9	Paul SIMMONDS	Mini Miglia			
1 -	5:55.886	6 -	7:58.262	11 -	1:08.020
2 -	1:07.341	7 -	1:05.058	12 -	1:06.243
3 -	1:05.351	8 -	1:04.790	13 -	1:04.702
4 -	1:06.274	9 -	1:04.160	14 -	1:04.563
5 -	1:05.421	10 -	1:06.000	15 -	1:16.560

Mini Miglia Championship


LAP ANALYSIS - RACE 9 & 18

(contd.)

10	Ralph SAUNDERS	Mini Miglia					
1 -	6:02.450	6 -	7:50.538	11 -	1:03.921	16 -	1:04.506
2 -	1:04.713	7 -	1:04.884	12 -	1:04.134		
3 -	1:05.424	8 -	1:04.498	13 -	1:05.817		
4 -	1:04.901	9 -	1:05.164	14 -	1:03.933		
5 -	1:05.695	10 -	1:04.051	15 -	1:03.791		
13	Phil HARVEY	Motley Mini					
1 -	5:54.233	6 -	9:36.067	11 -	1:05.734		
2 -	1:09.833	7 -	1:07.051	12 -	1:05.496		
3 -	1:09.019	8 -	1:05.875	13 -	1:05.390		
4 -	1:07.554	9 -	1:05.051	14 -	1:05.247		
5 -	1:05.937	10 -	1:05.129	15 -	1:05.133		
23	Andrew HACK	Mini Miglia					
1 -	6:15.491	6 -	7:49.774	11 -	1:02.848	16 -	1:02.729
2 -	1:03.467	7 -	1:03.164	12 -	1:03.308	17 -	1:02.737
3 -	1:03.174	8 -	1:02.811	13 -	1:03.228		
4 -	1:03.523	9 -	1:03.185	14 -	1:03.237		
5 -	1:03.270	10 -	1:03.486	15 -	1:14.327		
28	Phil LEE	Mini					
1 -	5:56.589	6 -	1:04.960	11 -	1:07.194		
2 -	2:13.847	7 -	1:05.148	12 -	1:05.166		
3 -	1:06.222	8 -	1:05.632	13 -	1:05.486		
4 -	1:07.333	9 -	1:05.960	14 -	1:05.615		
5 -	7:52.293	10 -	1:04.945				
40	Phil RODGE	Mini Miglia					
1 -	5:58.106	6 -	7:38.117				
2 -	1:08.633	7 -	1:03.924				
3 -	1:06.658	8 -	1:05.345				
4 -	1:10.838	9 -	1:04.007				
5 -	1:06.061						
58	Max HUNTER	Mini Miglia					
1 -	5:47.331	6 -	8:29.499	11 -	1:03.726	16 -	1:03.750
2 -	1:04.561	7 -	1:03.840	12 -	1:04.245		
3 -	1:04.350	8 -	1:03.058	13 -	1:03.066		
4 -	1:05.877	9 -	1:03.121	14 -	1:04.494		
5 -	1:04.601	10 -	1:03.779	15 -	1:07.393		
83	Colin PEACOCK	Mini Miglia					
1 -	6:28.498	6 -	7:41.543	11 -	1:02.602	16 -	1:02.548
2 -	1:03.836	7 -	1:02.921	12 -	1:02.600	17 -	1:13.359
3 -	1:03.440	8 -	1:02.645	13 -	1:03.062		
4 -	1:04.142	9 -	1:02.882	14 -	1:02.780		
5 -	1:03.556	10 -	1:03.331	15 -	1:02.656		

Mini Miglia Championship

GRID - RACE 9

ROW 7	1:04.945 28 LEE	1:05.051 13 HARVEY
ROW 6	1:03.998 8 MUNNS	1:04.160 9 SIMMONDS
ROW 5	1:03.791 10 SAUNDERS	1:03.924 40 RODGE
ROW 4	1:03.058 58 HUNTER	1:03.484 6 SIMS
ROW 3	1:02.625 7 SIMS	1:02.729 23 HACK
ROW 2	1:02.334 3 SOLLIS	1:02.548 83 PEACOCK
ROW 1	1:01.949 2 ROGERS	1:02.063 1 BALDWIN
POLE		
		

Weather / Track : Sunny / Dry

These results are provisional until the conclusion of any judicial and technical matters.

Croix

Circuit Length = 1.1800 miles.

Start: 12:41 End: 13:07


Clerk of Course:

Stewards:

Timekeeper:

Mini Miglia Championship

GRID - RACE 18

ROW 7	1:04.960 28 LEE	1:05.129 13 HARVEY
ROW 6	1:04.102 8 MUNNS	1:04.563 9 SIMMONDS
ROW 5	1:03.921 10 SAUNDERS	1:04.007 40 RODGE
ROW 4	1:03.066 58 HUNTER	1:03.764 6 SIMS
ROW 3	1:02.729 23 HACK	1:02.805 7 SIMS
ROW 2	1:02.409 3 SOLLIS	1:02.600 83 PEACOCK
ROW 1	1:02.185 1 BALDWIN	1:02.225 2 ROGERS
POLE		
		

Weather / Track : Sunny / Dry

These results are provisional until the conclusion of any judicial and technical matters.

Croix
Circuit Length = 1.1800 miles.
Start: 12:41 End: 13:07

Clerk of Course:

Stewards:

Timekeeper:

Mini Miglia Championship

RACE CLASSIFICATION - RACE 9

POS	NO	CL	DRIVER	NAT	CAR	TIME	LAPS	GAP	MPH	BEST
1	1	MI	Peter BALDWIN		Mini Miglia	13:53.924	13		65.44	1:02.502
2	2	MI	Kelly ROGERS		Vickers Mini	13:57.187	13	3.263	65.19	1:02.845
3	7	MI	Tim SIMS		Simmini 2005 Mini Miglia	14:01.087	13	7.163	64.88	1:02.994
4	58	MI	Max HUNTER		Mini Miglia	14:03.552	13	9.628	64.69	1:03.275
5	83	MI	Colin PEACOCK		Mini Miglia	14:04.855	13	10.931	64.59	1:03.173
6	9	MI	Paul SIMMONDS		Mini Miglia	14:13.222	13	19.298	63.96	1:04.169
7	40	MI	Phil RODGE		Mini Miglia	14:19.732	13	25.808	63.48	1:04.310
8	10	MI	Ralph SAUNDERS		Mini Miglia	14:29.470	13	35.546	62.76	1:04.393
9	28	MI	Phil LEE		Mini	14:38.381	13	44.457	62.13	1:06.257
10	13	MI	Phil HARVEY		Motley Mini	14:58.243	11	2 LAPS	51.30	1:07.704
NOT CLASSIFIED										
6	MI	Mark SIMS		Mini Miglia	6:44.444	6	D.N.F.	61.41	1:04.860	
8	MI	Sarah MUNNS		Mini Miglia	1:11.951	1	D.N.F.	50.03	1:11.951	
3	MI	Bill SOLLIS		Bill Built Mini		0	D.N.F.	N/A		
23	MI	Andrew HACK		Mini Miglia		0	D.N.F.	N/A		
FASTEST LAP										
1	MI	Peter BALDWIN		Mini Miglia	1:02.502	2	67.96mph	109.38kph		

Car 28 - TRANSPONDER IS NOT WORKING

Weather / Track : Sunny / Dry

These results are provisional until the conclusion of any judicial and technical matters.

Croix

Circuit Length = 1.1800 miles.

Start: 10:17 End: 10:32

Clerk of Course:	Stewards:	Timekeeper:

Mini Miglia Championship

LAP CHART - RACE 9

Lap 1			Lap 2			Lap 3			Lap 4			Lap 5		
No	Behind	Laptime	No	Behind	Laptime	No	Behind	Laptime	No	Behind	Laptime	No	Behind	Laptime
1		1:06.030	1		1:02.502	1		1:04.365	1		1:04.085	1		1:03.755
2	0.763	1:06.793	2	1.106	1:02.845	2	0.592	1:03.851	2	0.753	1:04.246	2	1.130	1:04.132
7	2.373	1:08.403	7	2.865	1:02.994	7	2.984	1:04.484	7	3.619	1:04.720	7	4.450	1:04.586
83	3.130	1:09.160	83	3.801	1:03.173	83	4.348	1:04.912	83	6.046	1:05.783	83	7.143	1:04.852
58	3.271	1:09.301	58	4.044	1:03.275	58	4.506	1:04.827	58	6.584	1:06.163	58	7.351	1:04.522
6	4.391	1:10.421	10	6.370	1:04.393	9	7.291	1:05.110	9	8.351	1:05.145	9	9.873	1:05.277
10	4.479	1:10.509	9	6.546	1:04.169	10	8.107	1:06.102	10	9.471	1:05.449	10	11.041	1:05.325
9	4.879	1:10.909	6	6.749	1:04.860	6	8.559	1:06.175	6	9.982	1:05.508	6	11.638	1:05.411
40	5.598	1:11.628	40	7.406	1:04.310	40	9.769	1:06.728	40	11.995	1:06.311	40	14.472	1:06.232
8	5.921	1:11.951	28	12.560	1:08.543	28	14.959	1:06.764	28	18.242	1:07.368	28	22.387	1:07.900
28	6.519	1:12.549							13	2 LAPS	3:29.261	13	2 LAPS	1:09.317
13	7.217	1:13.247												

Car 28 - TRANSPONDER IS NOT WORKING
Weather / Track : Sunny / Dry

Croix
Circuit Length = 1.1800 miles.
Start: 10:17 End: 10:32

Mini Miglia Championship

LAP CHART - RACE 9

(contd.)

Lap 6			Lap 7			Lap 8			Lap 9			Lap 10		
No	Behind	Laptime	No	Behind	Laptime	No	Behind	Laptime	No	Behind	Laptime	No	Behind	Laptime
1		1:04.107	1		1:04.149	1		1:03.931	1		1:03.872	1		1:04.010
2	1.635	1:04.612	2	2.007	1:04.521	2	1.940	1:03.864	2	2.831	1:04.763	2	3.319	1:04.498
7	4.634	1:04.291	7	5.420	1:04.935	7	6.238	1:04.749	7	6.384	1:04.018	7	7.130	1:04.756
83	8.206	1:05.170	83	8.584	1:04.527	83	9.199	1:04.546	58	10.270	1:04.721	58	10.930	1:04.670
58	8.417	1:05.173	58	8.979	1:04.711	58	9.421	1:04.373	83	10.723	1:05.396	83	11.523	1:04.810
9	10.906	1:05.140	9	11.653	1:04.896	9	13.167	1:05.445	9	13.934	1:04.639	9	15.055	1:05.131
10	11.929	1:04.995	10	12.644	1:04.864	10	13.641	1:04.928	10	14.546	1:04.777	10	15.604	1:05.068
40	16.472	1:06.107	40	18.043	1:05.720	40	19.682	1:05.570	40	21.874	1:06.064	40	23.112	1:05.248
6	19.600	1:12.069P	28	28.231	1:06.941	28	31.586	1:07.286	28	34.637	1:06.923	28	37.286	1:06.659
28	25.439	1:07.159	13	2 LAPS	1:08.036	13	2 LAPS	1:09.094	13	2 LAPS	1:08.015	13	2 LAPS	1:07.704
13	2 LAPS	1:08.649												

Car 28 - TRANSPONDER IS NOT WORKING
Weather / Track : Sunny / Dry

Croix
Circuit Length = 1.1800 miles.
Start: 10:17 End: 10:32

Mini Miglia Championship

LAP CHART - RACE 9

(contd.)

Lap 11			Lap 12			Lap 13			Lap 14			Lap 15		
No	Behind	Laptime	No	Behind	Laptime	No	Behind	Laptime	No	Behind	Laptime	No	Behind	Laptime
1		1:04.159	1		1:04.594	1		1:04.365						
2	3.346	1:04.186	2	3.263	1:04.511	2	3.263	1:04.365						
7	6.968	1:03.997	7	7.041	1:04.667	7	7.163	1:04.487						
58	10.530	1:03.759	58	9.774	1:03.838	58	9.628	1:04.219						
83	12.055	1:04.691	83	11.449	1:03.988	83	10.931	1:03.847						
9	15.888	1:04.992	9	16.893	1:05.599	9	19.298	1:06.770						
10	16.951	1:05.506	10	22.289	1:09.932	40	25.808	1:05.689						
40	24.285	1:05.332	40	24.484	1:04.793	10	35.546	1:17.622						
28	39.998	1:06.871	28	42.565	1:07.161	28	44.457	1:06.257						
13	2 LAPS	1:07.808	13	2 LAPS	1:08.044	13	2 LAPS	1:09.068						

Car 28 - TRANSPONDER IS NOT WORKING
Weather / Track : Sunny / Dry

Croix
Circuit Length = 1.1800 miles.
Start: 10:17 End: 10:32

Mini Miglia Championship

RACE CLASSIFICATION - RACE 18

POS	NO	CL	DRIVER	NAT	CAR	TIME	LAPS	GAP	MPH	BEST
1	1	MI	Peter BALDWIN		Mini Miglia	15:50.928	15		66.32	1:02.759
2	3	MI	Bill SOLLIS		Bill Built Mini	15:51.707	15	0.779	66.27	1:02.678
3	7	MI	Tim SIMS		Simmini 2005 Mini Miglia	16:01.845	15	10.917	65.57	1:03.169
4	58	MI	Max HUNTER		Mini Miglia	16:04.258	15	13.330	65.41	1:03.667
5	6	MI	Mark SIMS		Mini Miglia	16:10.247	15	19.319	65.00	1:03.951
6	10	MI	Ralph SAUNDERS		Mini Miglia	16:22.708	15	31.780	64.18	1:04.351
7	8	MI	Sarah MUNNS		Mini Miglia	16:28.647	15	37.719	63.79	1:04.829
8	13	MI	Phil HARVEY		Motley Mini	16:46.200	15	55.272	62.68	1:05.879
9	40	MI	Phil RODGE		Mini Miglia	16:23.975	14	1 LAP	59.78	1:04.542
NOT CLASSIFIED										
2	MI	Kelly ROGERS		Vickers Mini	10:48.010	10	D.N.F.	64.55	1:02.698	
28	MI	Phil LEE		Mini	10:17.351	9	D.N.F.	60.87	1:05.309	
83	MI	Colin PEACOCK		Mini Miglia	8:34.454	8	D.N.F.	64.79	1:03.351	
9	MI	Paul SIMMONDS		Mini Miglia	8:00.764	7	D.N.F.	60.50	1:04.540	
FASTEST LAP										
3	MI	Bill SOLLIS		Bill Built Mini	1:02.678	2	67.77mph	109.07kph		

Weather / Track : Sunny / Dry
 These results are provisional until the conclusion of any judicial and technical matters.

Croix
 Circuit Length = 1.1800 miles.
 Start: 15:29 End: 15:46

Clerk of Course:	Stewards:	Timekeeper:
------------------	-----------	-------------

Mini Miglia Championship

LAP CHART - RACE 18

Lap 1			Lap 2			Lap 3			Lap 4			Lap 5		
No	Behind	Laptime	No	Behind	Laptime	No	Behind	Laptime	No	Behind	Laptime	No	Behind	Laptime
1		1:07.604	1		1:03.218	1		1:02.759	1		1:03.205	1		1:03.536
2	0.704	1:08.308	3	0.383	1:02.678	3	0.595	1:02.971	3	0.336	1:02.946	3	0.495	1:03.695
3	0.923	1:08.527	2	0.990	1:03.504	2	1.624	1:03.393	2	1.661	1:03.242	2	1.300	1:03.175
7	1.694	1:09.298	7	1.719	1:03.243	7	2.296	1:03.336	7	2.260	1:03.169	7	2.079	1:03.355
83	2.102	1:09.706	83	2.407	1:03.523	83	3.216	1:03.568	83	3.824	1:03.813	83	3.722	1:03.434
58	2.510	1:10.114	58	2.994	1:03.702	58	3.911	1:03.676	58	4.443	1:03.737	58	4.574	1:03.667
6	2.852	1:10.456	6	4.195	1:04.561	6	5.387	1:03.951	6	6.473	1:04.291	6	6.990	1:04.053
40	4.473	1:12.077	40	8.413	1:07.158	40	10.546	1:04.892	10	12.331	1:04.843	10	13.542	1:04.747
10	4.628	1:12.232	10	8.888	1:07.478	10	10.693	1:04.564	9	14.318	1:04.828	9	16.035	1:05.253
9	4.934	1:12.538	28	9.359	1:06.652	28	12.461	1:05.861	28	15.287	1:06.031	28	17.060	1:05.309
28	5.925	1:13.529	9	10.039	1:08.323	9	12.695	1:05.415	8	15.655	1:05.644	8	17.451	1:05.332
8	6.338	1:13.942	8	10.524	1:07.404	8	13.216	1:05.451	13	17.239	1:05.879	13	19.669	1:05.966
13	6.923	1:14.527	13	11.065	1:07.360	13	14.565	1:06.259	40	31.267	1:23.926P			

Mini Miglia Championship

LAP CHART - RACE 18

(contd.)

Lap 6			Lap 7			Lap 8			Lap 9			Lap 10		
No	Behind	Laptime	No	Behind	Laptime	No	Behind	Laptime	No	Behind	Laptime	No	Behind	Laptime
1		1:02.899	1		1:03.285	1		1:02.969	1		1:02.856	1		1:02.979
3	0.388	1:02.792	3	0.351	1:03.248	3	0.871	1:03.489	3	0.934	1:02.919	3	0.818	1:02.863
2	1.099	1:02.698	2	0.964	1:03.150	2	1.453	1:03.458	2	2.209	1:03.612	7	6.382	1:04.141
7	2.577	1:03.397	7	3.416	1:04.124	7	4.358	1:03.911	7	5.220	1:03.718	58	9.725	1:03.919
83	4.174	1:03.351	83	4.252	1:03.363	83	4.979	1:03.696	58	8.785	1:03.978	2	12.700	1:13.470P
58	5.877	1:04.202	58	6.474	1:03.882	58	7.663	1:04.158	6	11.916	1:04.060	6	13.310	1:04.373
6	8.301	1:04.210	6	9.396	1:04.380	6	10.712	1:04.285	10	20.196	1:04.689	10	22.058	1:04.841
40	1 LAP	1:46.731	40	1 LAP	1:05.386	40	1 LAP	1:05.602	40	1 LAP	1:07.803	40	1 LAP	1:05.134
10	15.550	1:04.907	10	16.616	1:04.351	10	18.363	1:04.716	8	25.942	1:05.105	8	27.987	1:05.024
9	17.676	1:04.540	8	21.293	1:04.829	8	23.693	1:05.369	13	33.284	1:06.595	13	37.207	1:06.902
8	19.749	1:05.197	28	23.618	1:06.396	28	26.686	1:06.037	28	45.020	1:21.190P			
28	20.507	1:06.346	13	26.463	1:06.315	13	29.545	1:06.051						
13	23.433	1:06.663	9	34.258	1:19.867P									

Mini Miglia Championship

LAP CHART - RACE 18

(contd.)

Lap 11			Lap 12			Lap 13			Lap 14			Lap 15		
No	Behind	Laptime	No	Behind	Laptime	No	Behind	Laptime	No	Behind	Laptime	No	Behind	Laptime
1		1:02.949	1		1:03.066	1		1:02.974	1		1:03.466	1		1:03.163
3	0.642	1:02.773	3	0.438	1:02.862	3	0.421	1:02.957	3	0.409	1:03.454	3	0.779	1:03.533
7	7.343	1:03.910	7	8.450	1:04.173	7	9.411	1:03.935	7	10.012	1:04.067	7	10.917	1:04.068
58	10.585	1:03.809	58	11.410	1:03.891	58	12.168	1:03.732	58	12.697	1:03.995	58	13.330	1:03.796
6	14.656	1:04.295	6	15.706	1:04.116	6	16.875	1:04.143	6	18.048	1:04.639	6	19.319	1:04.434
10	23.581	1:04.472	10	25.261	1:04.746	10	27.736	1:05.449	10	29.388	1:05.118	10	31.780	1:05.555
40	1 LAP	1:05.310	40	1 LAP	1:04.542	40	1 LAP	1:05.145	40	1 LAP	1:04.791	40	1 LAP	1:05.478
8	30.170	1:05.132	8	32.289	1:05.185	8	34.275	1:04.960	8	35.758	1:04.949	8	37.719	1:05.124
13	40.685	1:06.427	13	44.345	1:06.726	13	47.906	1:06.535	13	51.431	1:06.991	13	55.272	1:07.004