



# Earl of Huntingdon Race Weekend

**Donington Park National Circuit**

**23rd/24th October 2004**



**Results Provided by MST Sports Timing Ltd**  
***[www.mstworld.com](http://www.mstworld.com)***

# BRSCC T Car Championship

## FREE PRACTICE - RACE 3

POS	NO	CL	DRIVER	NAT	CAR	TIME	LAPS	GAP	MPH
1	2		Will BRATT		T Car	1:33.650	17		75.24
2	69		Daniel THACKERAY		T Car	1:35.207	17	1.557	74.01
3	44		Freddy NORDSTROM		T Car	1:35.219	17	1.569	74.00
4	64		Ruth SENIOR		T Car	1:37.138	17	3.488	72.53
5	19		James WILLIAMS		T Car	1:37.194	17	3.544	72.49
6	22		Daniel LADDMAN		T Car	1:37.256	14	3.606	72.45
7	4		Jack TIMPANY		T Car	1:38.567	17	4.917	71.48
8	50		Toby NEWTON		T Car	1:39.614	16	5.964	70.73
9	3		Emma PASCAL		T Car	1:43.599	15	9.949	68.01

Weather / Track : Cloudy / Wet

These results are provisional until the conclusion of any judicial and technical matters.

Donington Park  
Circuit Length = 1.9573 miles.  
Start: 09:00 End: 09:30

Clerk of Course:	Stewards:	Timekeeper:
------------------	-----------	-------------

## BRSCC T Car Championship

### FREE PRACTICE - LAP ANALYSIS

<b>2</b>	<b>Will BRATT</b>	T Car			
1 -	X:00.000	6 - 1:35.986	11 - 1:35.007	16 - <b>1:33.650</b>	
2 -	1:47.020	7 - 1:41.061P	12 - 1:34.229	17 - 1:42.940P	
3 -	1:39.834	8 - 5:37.167	13 - 1:34.509		
4 -	1:37.514	9 - 1:35.206	14 - 1:34.167		
5 -	1:39.197	10 - 1:36.869	15 - 1:35.097		
<b>3</b>	<b>Emma PASCAL</b>	T Car			
1 -	X:00.000	6 - 1:43.783	11 - 2:35.448		
2 -	1:54.704	7 - 1:45.784	12 - 1:47.245		
3 -	1:49.938	8 - 1:44.245	13 - <b>1:43.599</b>		
4 -	1:46.260	9 - 2:15.361P	14 - 1:48.487		
5 -	1:44.049	10 - 6:06.816	15 - 2:05.818P		
<b>4</b>	<b>Jack TIMPANY</b>	T Car			
1 -	X:00.000	6 - 1:42.032	11 - 1:40.799	16 - <b>1:38.567</b>	
2 -	1:53.002	7 - 1:53.528P	12 - 1:41.020	17 - 1:39.413	
3 -	1:47.602	8 - 3:44.794	13 - 1:46.701		
4 -	1:43.734	9 - 1:42.341	14 - 1:39.105		
5 -	1:43.509	10 - 1:40.761	15 - 1:40.378		
<b>19</b>	<b>James WILLIAMS</b>	T Car			
1 -	X:00.000	6 - 1:43.166	11 - 1:39.026	16 - 1:38.423	
2 -	1:51.887	7 - 1:41.170	12 - 1:45.188P	17 - <b>1:37.194</b>	
3 -	1:40.749	8 - 1:41.453	13 - 3:57.481		
4 -	1:40.018	9 - 1:39.650	14 - 1:38.969		
5 -	1:42.470	10 - 1:40.480	15 - 1:45.747		
<b>22</b>	<b>Daniel LADDMAN</b>	T Car			
1 -	X:00.000	6 - 1:37.471	11 - 1:41.624		
2 -	1:49.172	7 - 2:21.345P	12 - 1:40.514		
3 -	1:44.662	8 - 4:45.966P	13 - <b>1:37.256</b>		
4 -	1:38.054	9 - 6:05.163	14 - 1:37.407		
5 -	1:38.001	10 - 1:41.404			
<b>44</b>	<b>Freddy NORDSTROM</b>	T Car			
1 -	X:00.000	6 - 1:43.784P	11 - 1:35.919	16 - 1:36.827	
2 -	1:40.696	7 - 3:30.032	12 - 1:36.081	17 - 1:35.418	
3 -	1:40.400	8 - 1:37.376	13 - 1:36.748		
4 -	1:40.397	9 - 1:36.555	14 - <b>1:35.219</b>		
5 -	1:40.747	10 - 1:38.075	15 - 1:36.807		
<b>50</b>	<b>Toby NEWTON</b>	T Car			
1 -	X:00.000	6 - 5:13.889	11 - 1:46.888P	16 - 1:40.045	
2 -	1:47.368	7 - 1:40.536	12 - 2:52.687		
3 -	1:42.609	8 - 1:42.065	13 - 1:40.110		
4 -	1:42.234	9 - 2:04.398	14 - 1:41.908		
5 -	1:51.372P	10 - 1:42.306	15 - <b>1:39.614</b>		

# BRSCC T Car Championship

## FREE PRACTICE - LAP ANALYSIS

(contd.)

<b>64</b>	<b>Ruth SENIOR</b>	T Car			
1 - X:00.000	6 - 1:40.880	11 - 1:39.534	16 - 1:37.410		
2 - 1:54.687	7 - 1:40.723	12 - 1:47.800P	17 - 1:38.570		
3 - 1:50.590	8 - 1:40.677	13 - 3:33.972			
4 - 1:45.015	9 - 1:41.874	14 - <b>1:37.138</b>			
5 - 1:43.607	10 - 1:39.665	15 - 1:57.957			
<b>69</b>	<b>Daniel THACKERAY</b>	T Car			
1 - X:00.000	6 - 1:36.766	11 - 1:35.313	16 - 1:54.039P		
2 - 1:54.302	7 - 1:37.601	12 - <b>1:35.207</b>	17 - 2:38.189		
3 - 2:12.724	8 - 1:35.615	13 - 1:35.273			
4 - 1:38.502	9 - 1:43.137P	14 - 1:36.858			
5 - 1:38.026	10 - 3:03.120	15 - 1:38.933			

# BRSCC T Car Championship

## QUALIFYING - RACE 3

POS	NO	CL	DRIVER	NAT	CAR	TIME	LAPS	GAP	MPH
1	2		Will BRATT		T Car	1:23.964	12		83.92
2	22		Daniel LADDMAN		T Car	1:24.906	10	0.942	82.98
3	64		Ruth SENIOR		T Car	1:25.423	12	1.459	82.48
4	44		Freddy NORDSTROM		T Car	1:25.424	11	1.460	82.48
5	69		Daniel THACKERAY		T Car	1:25.535	9	1.571	82.37
6	19		James WILLIAMS		T Car	1:25.651	11	1.687	82.26
7	4		Jack TIMPANY		T Car	1:26.159	10	2.195	81.78
8	50		Toby NEWTON		T Car	1:29.269	10	5.305	78.93
9	3		Emma PASCAL		T Car	1:35.062	10	11.098	74.12

Weather / Track : Cloudy / Wet

These results are provisional until the conclusion of any judicial and technical matters.

Donington Park  
 Circuit Length = 1.9573 miles.  
 Start: 11:48 End: 12:04

Clerk of Course:	Stewards:	Timekeeper:
------------------	-----------	-------------

## BRSCC T Car Championship QUALIFYING - LAP ANALYSIS

<b>2</b>	<b>Will BRATT</b>	T Car
1 - 4:30.625	6 - 1:24.374	11 - 1:24.192
2 - 1:27.225	7 - 1:24.376	12 - <b>1:23.964</b>
3 - 1:24.838	8 - 1:25.051	
4 - 1:25.432	9 - 1:24.170	
5 - 1:24.260	10 - 1:24.401	
<b>3</b>	<b>Emma PASCAL</b>	T Car
1 - 4:42.844	6 - 1:36.425	
2 - 1:42.720	7 - <b>1:35.062</b>	
3 - 1:38.042	8 - 1:35.286	
4 - 1:36.698	9 - 1:36.181	
5 - 1:35.606	10 - 1:39.609	
<b>4</b>	<b>Jack TIMPANY</b>	T Car
1 - 4:39.531	6 - 1:27.510	
2 - 1:32.807	7 - 1:27.759	
3 - 1:47.150P	8 - 1:27.127	
4 - 2:34.826	9 - <b>1:26.159</b>	
5 - 1:28.757	10 - 1:26.924	
<b>19</b>	<b>James WILLIAMS</b>	T Car
1 - 4:24.822	6 - 1:28.515	11 - 1:30.319
2 - 1:32.673	7 - 1:27.886	
3 - 1:31.866	8 - 1:32.480	
4 - 1:27.237	9 - <b>1:25.651</b>	
5 - 1:27.862	10 - 1:28.147	
<b>22</b>	<b>Daniel LADDMAN</b>	T Car
1 - 4:29.421	6 - 1:34.508P	
2 - 1:29.070	7 - 2:57.214	
3 - 1:29.355	8 - 1:25.852	
4 - 1:27.862	9 - 1:26.251	
5 - <b>1:24.906</b>	10 - 1:29.506	
<b>44</b>	<b>Freddy NORDSTROM</b>	T Car
1 - 4:32.126	6 - 1:26.321	11 - 1:26.617
2 - 1:27.532	7 - <b>1:25.424</b>	
3 - 1:27.125	8 - 1:27.935	
4 - 1:27.269	9 - 1:26.675	
5 - 1:37.471	10 - 1:27.954	
<b>50</b>	<b>Toby NEWTON</b>	T Car
1 - 4:36.081	6 - 1:30.006	
2 - 1:34.360	7 - 1:29.696	
3 - 1:31.966	8 - <b>1:29.269</b>	
4 - 1:31.402	9 - 1:36.625P	
5 - 1:30.926	10 - 2:59.478	

# BRSCC T Car Championship QUALIFYING - LAP ANALYSIS


(contd.)

<b>64</b>	<b>Ruth SENIOR</b>	T Car
1 - 4:34.020	6 - 1:29.003	11 - 1:27.090
2 - 1:28.986	7 - 1:26.296	12 - 1:34.362P
3 - 1:27.158	8 - 1:26.998	
4 - 1:30.386	9 - 1:26.092	
5 - 1:26.379	10 - <b>1:25.423</b>	
<b>69</b>	<b>Daniel THACKERAY</b>	T Car
1 - 6:42.651	6 - 1:26.183	
2 - 1:29.707	7 - 1:25.744	
3 - <b>1:25.535</b>	8 - 1:30.790P	
4 - 1:28.443	9 - 2:41.248	
5 - 1:26.027		

# BRSCC T Car Championship

## GRID - RACE 3

ROW 5	1:35.062 3 PASCAL	
ROW 4	1:26.159 4 TIMPANY	1:29.269 50 NEWTON
ROW 3	1:25.535 69 THACKERAY	1:25.651 19 WILLIAMS
ROW 2	1:25.423 64 SENIOR	1:25.424 44 NORDSTROM
ROW 1	1:23.964 2 BRATT	1:24.906 22 LADDMAN
<b>POLE</b>		



Weather / Track : Cloudy / Wet

These results are provisional until the conclusion of any judicial and technical matters.

Donington Park  
Circuit Length = 1.9573 miles.  
Start: 11:48 End: 12:04

Clerk of Course:	Stewards:	Timekeeper:
------------------	-----------	-------------



# BRSCC T Car Championship

## RACE CLASSIFICATION - RACE 3

POS	NO	CL	DRIVER	NAT	CAR	TIME	LAPS	GAP	MPH	BEST
1	69		Daniel THACKERAY		T Car	5:22.214	3		65.25	1:46.388
2	2		Will BRATT		T Car	5:23.173	3	0.959	65.06	1:44.243
3	22		Daniel LADDIMAN		T Car	5:23.853	3	1.639	64.92	1:44.847
4	50		Toby NEWTON		T Car	5:35.193	3	12.979	62.73	1:47.877
5	64		Ruth SENIOR		T Car	5:40.078	3	17.864	61.83	1:48.102
6	3		Emma PASCAL		T Car	6:17.197	3	54.983	55.74	1:57.648
NOT CLASSIFIED										
44			Freddy NORDSTROM		T Car	5:23.608	3	D.N.F.	64.97	1:45.841
19			James WILLIAMS		T Car	5:41.833	3	D.N.F.	61.51	1:47.659
4			Jack TIMPANY		T Car	3:43.299	2	D.N.F.	62.61	1:48.396
FASTEST LAP										
2			Will BRATT		T Car	1:44.243	2	67.59mph		108.78kph

Weather / Track : Cloudy / Wet

Donington Park  
 Circuit Length = 1.9573 miles.  
 Start: 14:59 End: 15:06

Clerk of Course:	Stewards:	Timekeeper:
------------------	-----------	-------------

# BRSCC T Car Championship

## LAP CHART - RACE 3

Lap 1			Lap 2			Lap 3			Lap 4			Lap 5		
No	Behind	Laptime	No	Behind	Laptime	No	Behind	Laptime	No	Behind	Laptime	No	Behind	Laptime
69		1:49.270	69		1:46.556	69		1:46.388						
44	1.911	1:51.181	44	1.196	1:45.841	2	0.959	1:45.526						
22	2.353	1:51.623	2	1.821	1:44.243	44	1.394	1:46.586						
2	4.134	1:53.404	22	3.180	1:47.383	22	1.639	1:44.847						
4	5.633	1:54.903	64	7.427	1:48.102	50	12.979	1:49.970						
64	5.881	1:55.151	4	7.473	1:48.396	64	17.864	1:56.825						
19	6.562	1:55.832	19	7.665	1:47.659	19	19.619	1:58.342						
50	8.076	1:57.346	50	9.397	1:47.877	3	54.983	1:57.648						
3	23.472	2:12.742	3	43.723	2:06.807									

Weather / Track : Cloudy / Wet

www.mstworld.com

Donington Park  
 Circuit Length = 1.9573 miles.  
 Start: 14:59 End: 15:06

Printed - 15:15 Saturday, 23 October 2004

**BRSCC T Car Championship**  
**GRID - RACE 7**

ROW  
4

4 | TIMPANY

ROW  
3

64 | SENIOR

3 | PASCAL

ROW  
2

22 | LADDIMAN


50 | NEWTON

ROW  
1

69 | THACKERAY

2 | BRATT

**POLE**



**Weather / Track : Cloudy / Wet**

**These results are provisional until the conclusion of any judicial and technical matters.**

Donington Park  
Circuit Length = 1.9573 miles.  
Start: 14:59 End: 15:06

Clerk of Course:	Stewards:	Timekeeper:
------------------	-----------	-------------

# BRSCC T Car Championship

## RACE CLASSIFICATION - RACE 7

POS	NO	CL	DRIVER	NAT	CAR	TIME	LAPS	GAP	MPH	BEST
1	22		Daniel LADDIMAN		T Car	10:51.467	6		64.72	1:45.326
2	2		Will BRATT		T Car	10:52.315	6	0.848	64.64	1:45.341
3	64		Ruth SENIOR		T Car	10:58.589	6	7.122	64.02	1:47.555
4	69		Daniel THACKERAY		T Car	11:25.900	6	34.433	61.47	1:49.769
5	4		Jack TIMPANY		T Car	12:07.444	6	1:15.977	57.96	1:55.565
6	50		Toby NEWTON		T Car	12:40.024	6	1:48.557	55.48	1:51.203
NOT CLASSIFIED										
3			Emma PASCAL		T Car	4:11.517	2	D.N.F.	55.58	2:01.716
FASTEST LAP										
22			Daniel LADDIMAN		T Car	1:45.326	5	66.90mph		107.66kph

Weather / Track : Raining / Wet

These results are provisional until the conclusion of any judicial and technical matters.

Donington Park  
 Circuit Length = 1.9573 miles.  
 Start: 17:44 End: 17:57

Clerk of Course:	Stewards:	Timekeeper:
------------------	-----------	-------------

# BRSCC T Car Championship

## LAP CHART - RACE 7

Lap 1			Lap 2			Lap 3			Lap 4			Lap 5		
No	Behind	Laptime	No	Behind	Laptime	No	Behind	Laptime	No	Behind	Laptime	No	Behind	Laptime
22		1:53.774	22		1:49.395	22		1:47.918	22		1:48.050	22		1:45.326
2	0.903	1:54.677	2	0.752	1:49.244	2	0.595	1:47.761	2	0.707	1:48.162	2	0.722	1:45.341
64	1.952	1:55.726	64	2.701	1:50.144	64	2.877	1:48.094	64	2.382	1:47.555	64	5.209	1:48.153
4	11.631	2:05.405	69	17.006	1:50.267	69	18.857	1:49.769	69	22.010	1:51.203	69	28.776	1:52.092
3	16.027	2:09.801	4	18.217	1:55.981	4	38.858	2:08.559	4	54.347	2:03.539	4	1:07.416	1:58.395
69	16.134	2:09.908	3	28.348	2:01.716	50	1:18.735	1:51.330	50	1:22.558	1:51.873	50	1:28.435	1:51.203
50	1:13.200	3:06.974	50	1:15.323	1:51.518									

**BRSCC T Car Championship  
LAP CHART - RACE 7**

(contd.)

Lap 6			Lap 7			Lap 8			Lap 9			Lap 10		
No	Behind	Laptime	No	Behind	Laptime	No	Behind	Laptime	No	Behind	Laptime	No	Behind	Laptime
22		1:47.004												
2	0.848	1:47.130												
64	7.122	1:48.917												
69	34.433	1:52.661												
4	1:15.977	1:55.565												
50	1:48.557	2:07.126												

# Monoposto Championship - 1200 F & S / 1600

## QUALIFYING - RACE 1

POS	NO	CL	DRIVER	NAT	CAR	TIME	LAPS	GAP	MPH
1	2	12S	Richard COTTERILL		Speads RM03	1:26.847	12		81.13
2	3	12F	Peter WHITMORE		OMS CF	1:28.968	12	2.121	79.20
3	45	12S	Arty CAMERON		Jedi Mk4	1:29.422	11	2.575	78.79
4	11	12F	Andrew COWELL		Jedi	1:29.447	12	2.600	78.77
5	25	12F	Paul BUTCHER		Jedi Mk6	1:29.830	12	2.983	78.44
6	9	12S	John CARDING		Spread RM03	1:30.565	11	3.718	77.80
7	14	12F	Adrian WRIGHT		Gem AW2	1:30.580	12	3.733	77.79
8	37	12F	Bob COUCHMAN		Jedi Mk6	1:31.091	12	4.244	77.35
9	0	16	Geoff JONES		Phoenix 002	1:32.455	12	5.608	76.21
10	95	16	James GREEN		Van Diemen RF93	1:33.097	11	6.250	75.68
11	63	16	Jim TIMMS		Lola T644E	1:33.277	12	6.430	75.54
12	88	16	Dave BRADLEY		Van Diemen RF88	1:34.020	11	7.173	74.94
13	55	16	Tony COTTON		Vauxhall Junior	1:36.752	11	9.905	72.82
14	30	12F	Graham READ		Jedi Mk4	1:37.675	11	10.828	72.14
15	66	16	David PARKINSON		Reynard SF83	1:38.024	11	11.177	71.88
16	91	16	Jeremy TIMMS		Van Diemen RF88	1:38.147	6	11.300	71.79
17	77	16	Geoff FERN		Van Diemen RF00	1:38.764	11	11.917	71.34
18	34	12S	David BREWIS		OMS SF1	1:39.040	11	12.193	71.14
19	52	16	Nick CALANZARO		Quest 86	1:39.265	11	12.418	70.98
20	15	12S	Len TURNER		Jedi Mk6	1:41.257	11	14.410	69.58
21	27	12F	Ake BORNEBUSCHE		Jedi Mk4	1:41.826	11	14.979	69.19
22	19	12F	Paul BROOKS		Jedi Mk4	1:42.340	11	15.493	68.85
23	50	12S	Geoffrey COWELL		Jedi Mk6	1:45.819	10	18.972	66.58

Weather / Track : Cloudy / Wet

These results are provisional until the conclusion of any judicial and technical matters.

Donington Park  
Circuit Length = 1.9573 miles.  
Start: 09:35 End: 09:55

Clerk of Course:	Stewards:	Timekeeper:
------------------	-----------	-------------

# Monoposto Championship - 1200 F & S / 1600

## QUALIFYING - LAP ANALYSIS

<b>0</b>	<b>Geoff JONES</b>	Phoenix 002
1 - 4:56.748	6 - 1:33.505	11 - <b>1:32.455</b>
2 - 1:37.495	7 - 1:33.494	12 - 1:32.636
3 - 1:38.467	8 - 1:32.774	
4 - 1:34.710	9 - 1:34.098	
5 - 1:35.625	10 - 1:32.748	
<b>2</b>	<b>Richard COTTERILL</b>	Speads RM03
1 - 4:45.390	6 - 1:32.886	11 - 1:28.339
2 - 1:36.382	7 - 1:34.675	12 - <b>1:26.847</b>
3 - 1:34.737	8 - 1:31.434	
4 - 1:32.533	9 - 1:32.385	
5 - 1:31.414	10 - 1:31.728	
<b>3</b>	<b>Peter WHITMORE</b>	OMS CF
1 - 5:14.673	6 - 1:31.510	11 - 1:30.956
2 - 1:52.826	7 - 1:31.493	12 - 1:31.665
3 - 1:39.622	8 - 1:29.397	
4 - 1:38.298	9 - <b>1:28.968</b>	
5 - 1:37.118	10 - 1:32.446	
<b>9</b>	<b>John CARDING</b>	Spread RM03
1 - 4:50.420	6 - 1:41.639P	11 - <b>1:30.565</b>
2 - 1:41.330	7 - 2:47.677	
3 - 1:40.579	8 - 1:31.111	
4 - 1:33.713	9 - 1:33.211	
5 - 1:36.651	10 - 1:33.577	
<b>11</b>	<b>Andrew COWELL</b>	Jedi
1 - 5:31.192	6 - 1:32.416	11 - 1:36.372
2 - 1:33.659	7 - 1:30.917	12 - 1:43.909
3 - 1:35.870	8 - <b>1:29.447</b>	
4 - 1:31.727	9 - 1:31.879	
5 - 1:30.496	10 - 1:44.237	
<b>14</b>	<b>Adrian WRIGHT</b>	Gem AW2
1 - 4:57.107	6 - 1:33.435	11 - 1:31.053
2 - 1:38.524	7 - 1:33.713	12 - 1:33.645
3 - 1:37.395	8 - 1:31.097	
4 - 1:33.092	9 - <b>1:30.580</b>	
5 - 1:34.651	10 - 1:33.118	
<b>15</b>	<b>Len TURNER</b>	Jedi Mk6
1 - 5:09.700	6 - 1:45.689	11 - <b>1:41.257</b>
2 - 1:57.392	7 - 1:46.523	
3 - 1:55.504	8 - 1:43.147	
4 - 1:49.221	9 - 1:46.030	
5 - 1:51.934	10 - 1:43.803	



# Monoposto Championship - 1200 F & S / 1600 QUALIFYING - LAP ANALYSIS

(contd.)

<b>19</b>	<b>Paul BROOKS</b>	Jedi Mk4
1 - 5:09.941	6 - 1:42.940	11 - 1:45.641
2 - 1:48.665	7 - <b>1:42.340</b>	
3 - 1:43.669	8 - 1:44.004	
4 - 1:44.163	9 - 1:45.936	
5 - 1:43.114	10 - 1:47.233	
<b>25</b>	<b>Paul BUTCHER</b>	Jedi Mk6
1 - 5:25.124	6 - 1:35.438	11 - 1:30.230
2 - 1:44.838	7 - 1:32.789	12 - <b>1:29.830</b>
3 - 1:41.911	8 - 1:34.907	
4 - 1:38.575	9 - 1:31.637	
5 - 1:39.195	10 - 1:30.772	
<b>27</b>	<b>Ake BORNEBUSCHE</b>	Jedi Mk4
1 - 5:00.109	6 - <b>1:41.826</b>	11 - 1:43.186
2 - 2:00.052	7 - 1:43.336	
3 - 1:51.712	8 - 1:45.047	
4 - 1:50.258	9 - 1:47.443	
5 - 1:48.504	10 - 1:42.907	
<b>30</b>	<b>Graham READ</b>	Jedi Mk4
1 - 4:57.021	6 - 1:42.455	11 - 1:39.423
2 - 1:52.789	7 - 1:44.066	
3 - 1:49.236	8 - 1:43.138	
4 - 1:45.026	9 - 1:43.558	
5 - 1:46.794	10 - <b>1:37.675</b>	
<b>34</b>	<b>David BREWIS</b>	OMS SF1
1 - 5:20.933	6 - 1:41.032	11 - 2:07.438
2 - 1:48.382	7 - <b>1:39.040</b>	
3 - 1:49.359	8 - 1:39.820	
4 - 1:41.702	9 - 1:48.698	
5 - 1:40.611	10 - 1:42.729	
<b>37</b>	<b>Bob COUCHMAN</b>	Jedi Mk6
1 - 4:43.634	6 - 1:32.754	11 - 1:31.614
2 - 1:34.637	7 - 1:32.252	12 - 1:39.611
3 - 1:41.543	8 - 1:39.230P	
4 - 1:35.044	9 - 2:23.024	
5 - 1:34.419	10 - <b>1:31.091</b>	
<b>45</b>	<b>Arty CAMERON</b>	Jedi Mk4
1 - 6:14.082	6 - 1:31.748	11 - <b>1:29.422</b>
2 - 1:38.372	7 - 1:32.749	
3 - 1:33.462	8 - 1:34.172	
4 - 1:32.161	9 - 1:33.665	
5 - 1:32.367	10 - 1:29.832	

# Monoposto Championship - 1200 F & S / 1600 QUALIFYING - LAP ANALYSIS

(contd.)

<b>50</b>	<b>Geoffrey COWELL</b>	Jedi Mk6	
1 -	5:38.272	6 - 1:50.503	
2 -	2:01.107	7 - 1:49.404	
3 -	1:51.923	8 - 1:48.599	
4 -	1:55.617	9 - 1:50.040	
5 -	1:51.973	10 - <b>1:45.819</b>	
<b>52</b>	<b>Nick CALANZARO</b>	Quest 86	
1 -	4:52.486	6 - 1:42.761	11 - 1:39.345
2 -	1:43.370	7 - 1:42.802	
3 -	1:41.636	8 - 1:43.173	
4 -	1:54.894	9 - 1:44.917	
5 -	1:40.056	10 - <b>1:39.265</b>	
<b>55</b>	<b>Tony COTTON</b>	Vauxhall Junior	
1 -	5:20.019	6 - 1:40.989	11 - <b>1:36.752</b>
2 -	1:47.934	7 - 1:42.084	
3 -	1:42.278	8 - 1:37.826	
4 -	1:41.734	9 - 1:37.334	
5 -	1:41.039	10 - 1:41.407	
<b>63</b>	<b>Jim TIMMS</b>	Lola T644E	
1 -	4:47.050	6 - 1:37.747	11 - 1:34.897
2 -	1:37.525	7 - 1:33.967	12 - 1:34.838
3 -	1:40.188	8 - 1:35.224	
4 -	1:37.331	9 - <b>1:33.277</b>	
5 -	1:37.682	10 - 1:33.950	
<b>66</b>	<b>David PARKINSON</b>	Reynard SF83	
1 -	5:18.136	6 - 1:45.446	11 - <b>1:38.024</b>
2 -	1:50.418	7 - 1:40.436	
3 -	1:48.386	8 - 1:40.707	
4 -	1:42.697	9 - 1:40.532	
5 -	1:40.205	10 - 1:42.630	
<b>77</b>	<b>Geoff FERN</b>	Van Diemen RF00	
1 -	5:08.143	6 - 1:42.465	11 - 1:39.640
2 -	1:48.337	7 - 1:39.606	
3 -	1:43.729	8 - 1:39.750	
4 -	1:44.898	9 - <b>1:38.764</b>	
5 -	1:41.961	10 - 1:39.281	
<b>88</b>	<b>Dave BRADLEY</b>	Van Diemen RF88	
1 -	5:28.999	6 - 1:38.688	11 - <b>1:34.020</b>
2 -	1:47.733	7 - 1:39.145	
3 -	1:43.651	8 - 1:40.490	
4 -	1:40.844	9 - 1:36.069	
5 -	1:38.815	10 - 1:37.498	

# Monoposto Championship - 1200 F & S / 1600 QUALIFYING - LAP ANALYSIS


(contd.)

<b>91</b>	<b>Jeremy TIMMS</b>	Van Diemen RF88
1 - 4:43.625	6 - 1:47.809P	
2 - 1:40.249		
3 - 1:39.360		
4 - <b>1:38.147</b>		
5 - 1:44.007		
<b>95</b>	<b>James GREEN</b>	Van Diemen RF93
1 - 4:49.536	6 - 1:36.999	11 - <b>1:33.097</b>
2 - 3:11.588	7 - 1:35.563	
3 - 1:40.634	8 - 1:34.585	
4 - 1:41.685	9 - 1:34.693	
5 - 1:38.697	10 - 1:34.218	

# Monoposto Championship - 1200 F & S / 1600

## GRID - RACE 1

ROW 12	1:45.819	50	COWELL	
ROW 11	1:41.826	27	BORNEBUSCHE	1:42.340 19 BROOKS
ROW 10	1:39.265	52	CALANZARO	1:41.257 15 TURNER
ROW 9	1:38.764	77	FERN	1:39.040 34 BREWIS
ROW 8	1:38.024	66	PARKINSON	1:38.147 91 TIMMS
ROW 7	1:36.752	55	COTTON	1:37.675 30 READ
ROW 6	1:33.277	63	TIMMS	1:34.020 88 BRADLEY
ROW 5	1:32.455	0	JONES	1:33.097 95 GREEN
ROW 4	1:30.580	14	WRIGHT	1:31.091 37 COUCHMAN
ROW 3	1:29.830	25	BUTCHER	1:30.565 9 CARDING
ROW 2	1:29.422	45	CAMERON	1:29.447 11 COWELL
ROW 1	1:26.847	2	COTTERILL	1:28.968 3 WHITMORE
<b>POLE</b>				



**Weather / Track : Cloudy / Wet**  
**These results are provisional until the conclusion of any judicial and technical matters.**

Donington Park  
 Circuit Length = 1.9573 miles.  
 Start: 09:35 End: 09:55

Clerk of Course:	Stewards:	Timekeeper:
------------------	-----------	-------------

# Monoposto Championship - 1200 F & S / 1600

## RACE CLASSIFICATION - RACE 1

POS	NO	CL	DRIVER	NAT	CAR	TIME	LAPS	GAP	MPH	BEST
1	2	12F	Richard COTTERILL		Speads RM03	20:13.041	13		75.42	1:30.484
2	14	12F	Adrian WRIGHT		Gem AW2	20:42.500	13	29.459	73.63	1:33.137
3	37	12F	Bob COUCHMAN		Jedi Mk6	20:46.239	13	33.198	73.41	1:32.377
4	3	12F	Peter WHITMORE		OMS CF	21:08.910	13	55.869	72.10	1:34.105
5	45	12S	Arty CAMERON		Jedi Mk4	21:09.105	13	56.064	72.09	1:34.726
6	95	16	James GREEN		Van Diemen RF93	21:21.182	13	1:08.141	71.41	1:34.595
7	11	12F	Andrew COWELL		Jedi	21:37.342	13	1:24.301	70.52	1:34.932
8	77	16	Geoff FERN		Van Diemen RF00	21:49.451	13	1:36.410	69.86	1:34.953
9	63	16	Jim TIMMS		Lola T644E	20:17.895	12	1 LAP	69.33	1:36.389
10	66	16	David PARKINSON		Reynard SF83	20:20.743	12	1 LAP	69.17	1:38.388
11	19	12F	Paul BROOKS		Jedi Mk4	20:35.384	12	1 LAP	68.35	1:36.315
12	91	16	Jeremy TIMMS		Van Diemen RF88	20:38.799	12	1 LAP	68.16	1:39.515
13	30	12F	Graham READ		Jedi Mk4	20:48.088	12	1 LAP	67.65	1:39.259
14	34	12S	David BREWIS		OMS SF1	20:48.374	12	1 LAP	67.64	1:40.165
15	52	16	Nick CATANZARO		Quest 86	21:03.906	12	1 LAP	66.81	1:41.162
16	88	16	Dave BRADY		Van Diemen RF88	21:05.829	12	1 LAP	66.71	1:40.602
17	27	12F	Ake BORNEBUSCHE		Jedi Mk4	22:18.873	12	1 LAP	63.07	1:45.355
18	15	12S	Len TURNER		Jedi Mk6	20:33.706	11	2 LAPS	62.73	1:47.440
19	50	12S	Geoffrey COWELL		Jedi Mk6	21:49.198	11	2 LAPS	59.11	1:53.849

### NOT CLASSIFIED

0	16		Geoff JONES		Phoenix 002	18:11.760	11	D.N.F.	70.89	1:36.265
25	12F		Paul BUTCHER		Jedi Mk6	15:30.552	10	D.N.F.	75.60	1:29.984
55	16		Tony COTTON		Vauxhall Junior	1:55.250	1	D.N.F.	60.17	1:55.250
9	12S		John CARDING		Spread RM03		0	D.N.F.	N/A	

### FASTEST LAP

25	12F		Paul BUTCHER		Jedi Mk6	1:29.984	7	78.30mph	126.02kph
95	16		James GREEN		Van Diemen RF93	1:34.595	12	74.48mph	119.87kph
45	12S		Arty CAMERON		Jedi Mk4	1:34.726	12	74.38mph	119.71kph

Weather / Track : Raining / Wet

These results are provisional until the conclusion of any judicial and technical matters.

Donington Park  
Circuit Length = 1.9573 miles.  
Start: 13:48 End: 14:10

Clerk of Course:	Stewards:	Timekeeper:
------------------	-----------	-------------

# Monoposto Championship - 1200 F & S / 1600

## LAP CHART - RACE 1

Lap 1			Lap 2			Lap 3			Lap 4			Lap 5		
No	Behind	Laptime	No	Behind	Laptime	No	Behind	Laptime	No	Behind	Laptime	No	Behind	Laptime
2		1:36.614	2		1:34.741	25		1:33.136	25		1:32.424	25		1:31.197
11	5.218	1:41.832	25	3.179	1:32.083	2	0.600	1:36.915	2	0.953	1:32.777	2	2.224	1:32.468
25	5.837	1:42.451	11	9.517	1:39.040	11	10.571	1:37.369	11	14.202	1:36.055	50	1 LAP	1:58.183
3	10.698	1:47.312	14	12.710	1:36.273	14	12.145	1:35.750	14	15.085	1:35.364	14	17.933	1:34.045
14	11.178	1:47.792	3	14.257	1:38.300	3	14.884	1:36.942	37	18.529	1:35.492	11	20.235	1:37.230
37	11.844	1:48.458	37	15.385	1:38.282	37	15.461	1:36.391	3	20.207	1:37.747	37	21.813	1:34.481
0	15.037	1:51.651	0	19.609	1:39.313	0	23.302	1:40.008	45	28.028	1:36.708	3	26.158	1:37.148
91	15.438	1:52.052	45	21.860	1:40.228	45	23.744	1:38.199	0	30.391	1:39.513	45	31.972	1:35.141
45	16.373	1:52.987	91	23.256	1:42.559	95	27.454	1:39.437	95	32.945	1:37.915	0	37.938	1:38.744
55	18.636	1:55.250	95	24.332	1:40.125	66	31.436	1:40.408	66	39.101	1:40.089	95	40.206	1:38.458
95	18.948	1:55.562	66	27.343	1:42.347	63	38.860	1:41.897	63	46.237	1:39.801	66	47.683	1:39.779
66	19.737	1:56.351	63	33.278	1:43.144	91	39.836	1:52.895	91	49.097	1:41.685	63	56.330	1:41.290
30	23.683	2:00.297	30	36.041	1:47.099	30	41.661	1:41.935	30	51.098	1:41.861	91	57.415	1:39.515
63	24.875	2:01.489	52	36.817	1:46.208	52	43.283	1:42.781	77	51.959	1:40.126	77	58.598	1:37.836
52	25.350	2:01.964	34	37.377	1:45.770	77	44.257	1:41.860	52	53.830	1:42.971	30	1:02.154	1:42.253
34	26.348	2:02.962	77	38.712	1:43.734	34	44.616	1:43.554	34	54.628	1:42.436	52	1:04.474	1:41.841
88	29.353	2:05.967	88	44.929	1:50.317	88	54.696	1:46.082	19	1:05.000	1:40.464	34	1:04.659	1:41.228
77	29.719	2:06.333	19	49.192	1:49.408	19	56.960	1:44.083	88	1:06.300	1:44.028	19	1:13.712	1:39.909
15	32.856	2:09.470	15	51.852	1:53.737	15	1:03.665	1:48.128	15	1:21.755	1:50.514	88	1:18.645	1:43.542
27	34.421	2:11.035	27	54.113	1:54.433	27	1:07.896	1:50.098	27	1:21.910	1:46.438			
19	34.525	2:11.139	50	1:01.479	1:57.992	50	1:21.586	1:56.422						
50	38.228	2:14.842												

# Monoposto Championship - 1200 F & S / 1600

## LAP CHART - RACE 1

(contd.)

Lap 6			Lap 7			Lap 8			Lap 9			Lap 10		
No	Behind	Laptime	No	Behind	Laptime	No	Behind	Laptime	No	Behind	Laptime	No	Behind	Laptime
25		1:33.998	25		1:29.984	25		1:32.479	25		1:32.185	25		1:30.615
2	1.351	1:33.125	2	1.851	1:30.484	2	2.438	1:33.066	30	1 LAP	1:43.816	2	2.642	1:30.490
27	1 LAP	1:49.135	27	1 LAP	1:45.652	88	1 LAP	1:42.352	2	2.767	1:32.514	91	1 LAP	1:43.571
15	1 LAP	1:54.824	14	21.803	1:33.736	14	22.555	1:33.231	19	1 LAP	1:42.873	19	1 LAP	1:38.944
14	18.051	1:34.116	37	27.301	1:34.555	37	30.342	1:35.520	50	2 LAPS	1:59.404	30	1 LAP	1:43.494
37	22.730	1:34.915	15	1 LAP	1:50.445	27	1 LAP	1:45.753	34	1 LAP	1:47.902	34	1 LAP	1:40.165
11	30.614	1:44.377	11	37.248	1:36.618	11	39.834	1:35.065	52	1 LAP	1:44.875	52	1 LAP	1:46.235
3	32.297	1:40.137	3	39.152	1:36.839	3	43.792	1:37.119	88	1 LAP	1:40.602	14	26.354	1:33.462
45	35.181	1:37.207	45	40.424	1:35.227	45	44.647	1:36.702	14	23.507	1:33.137	88	1 LAP	1:42.824
0	41.921	1:37.981	0	48.927	1:36.990	15	1 LAP	1:50.378	37	31.559	1:33.402	37	34.405	1:33.461
95	43.765	1:37.557	95	49.433	1:35.652	0	53.082	1:36.634	3	47.266	1:35.659	50	2 LAPS	1:59.459
50	1 LAP	2:02.496	66	1:04.421	1:40.961	95	53.443	1:36.489	45	47.704	1:35.242	3	51.510	1:34.859
66	53.444	1:39.759	77	1:11.045	1:38.343	66	1:11.812	1:39.870	27	1 LAP	1:50.957	45	52.213	1:35.124
63	1:01.795	1:39.463	50	1 LAP	1:56.703	77	1:13.519	1:34.953	95	57.120	1:35.862	95	1:03.758	1:37.253
77	1:02.686	1:38.086	63	1:11.682	1:39.871	63	1:15.592	1:36.389	0	58.447	1:37.550	0	1:04.943	1:37.111
91	1:04.227	1:40.810	91	1:14.326	1:40.083	91	1:26.055	1:44.208	11	1:02.644	1:54.995	11	1:07.533	1:35.504
30	1:10.728	1:42.572	34	1:22.980	1:42.061				15	1 LAP	1:49.217	27	1 LAP	1:47.515
34	1:10.903	1:40.242	30	1:23.298	1:42.554				77	1:18.638	1:37.304	15	1 LAP	1:47.440
52	1:14.302	1:43.826	19	1:27.372	1:39.655				66	1:19.573	1:39.946	77	1:24.991	1:36.968
19	1:17.701	1:37.987	52	1:28.966	1:44.648				63	1:20.740	1:37.333	63	1:27.965	1:37.840
88	1:27.098	1:42.451										66	1:28.291	1:39.333

# Monoposto Championship - 1200 F & S / 1600

## LAP CHART - RACE 1

(contd.)

Lap 11			Lap 12			Lap 13			Lap 14			Lap 15		
No	Behind	Laptime	No	Behind	Laptime	No	Behind	Laptime	No	Behind	Laptime	No	Behind	Laptime
2		1:32.329	2		1:34.045	2		1:33.473						
91	1 LAP	1:40.839	66	1 LAP	1:43.512	63	1 LAP	1:38.363						
19	1 LAP	1:36.315	15	2 LAPS	1:50.654	66	1 LAP	1:38.388						
30	1 LAP	1:40.547	19	1 LAP	1:37.036	15	2 LAPS	1:48.899						
34	1 LAP	1:40.319	91	1 LAP	1:40.663	19	1 LAP	1:37.571						
14	27.947	1:36.564	30	1 LAP	1:39.259	91	1 LAP	1:39.919						
52	1 LAP	1:44.201	34	1 LAP	1:40.557	14	29.459	1:34.935						
37	34.157	1:34.723	14	27.997	1:34.095	37	33.198	1:34.182						
88	1 LAP	1:43.579	37	32.489	1:32.377	30	1 LAP	1:42.401						
3	52.077	1:35.538	52	1 LAP	1:43.194	34	1 LAP	1:41.178						
45	52.516	1:35.274	88	1 LAP	1:41.696	52	1 LAP	1:41.162						
50	2 LAPS	1:55.297	3	52.137	1:34.105	88	1 LAP	1:42.389						
95	1:05.593	1:36.806	45	53.197	1:34.726	3	55.869	1:37.205						
0	1:06.237	1:36.265	95	1:06.143	1:34.595	45	56.064	1:36.340						
11	1:07.494	1:34.932	11	1:12.018	1:38.569	95	1:08.141	1:35.471						
27	1 LAP	1:45.595	50	2 LAPS	1:53.849	11	1:24.301	1:45.756						
77	1:27.435	1:37.415	77	1:31.249	1:37.859	50	2 LAPS	1:54.551						
63	1:34.009	1:41.015	27	1 LAP	1:45.355	77	1:36.410	1:38.634						
						27	1 LAP	2:06.907P						



# Monoposto Championship - 1200 F & S / 1600

## QUALIFYING - RACE 9

POS	NO	CL	DRIVER	NAT	CAR	TIME	LAPS	GAP	MPH
1	25	12F	Paul BUTCHER		Jedi Mk6	1:27.876	13		80.18
2	2	12F	Richard COTTERILL		Speads RM03	1:29.333	13	1.457	78.87
3	3	12F	Peter WHITMORE		OMS CF	1:29.394	12	1.518	78.82
4	9	12S	John CARDING		Spread RM03	1:29.469	13	1.593	78.75
5	45	12S	Arty CAMERON		Jedi Mk4	1:30.552	12	2.676	77.81
6	11	12F	Andrew COWELL		Jedi	1:30.989	11	3.113	77.44
7	37	12F	Bob COUCHMAN		Jedi Mk6	1:31.025	11	3.149	77.41
8	14	12F	Adrian WRIGHT		Gem AW2	1:31.418	13	3.542	77.07
9	0	16	Geoff JONES		Phoenix 002	1:31.981	12	4.105	76.60
10	95	16	James GREEN		Van Diemen RF93	1:32.585	9	4.709	76.10
11	88	16	Ian HUGHES		Van Diemen RF88	1:32.975	12	5.099	75.78
12	63	16	Jim TIMMS		Lola T644E	1:34.775	11	6.899	74.34
13	91	16	Jeremy TIMMS		Van Diemen RF88	1:36.258	12	8.382	73.20
14	77	16	Geoff FERN		Van Diemen RF00	1:36.697	12	8.821	72.87
15	52	16	Nick CATANZARO		Quest 86	1:38.662	12	10.786	71.41
16	34	12S	David BREWIS		OMS SF1	1:39.379	11	11.503	70.90
17	55	16	Tony COTTON		Vauxhall Junior	1:39.573	11	11.697	70.76
18	66	16	David PARKINSON		Reynard SF83	1:39.998	11	12.122	70.46
19	15	12S	Len TURNER		Jedi Mk6	1:41.898	11	14.022	69.15
20	30	12F	Graham READ		Jedi Mk4	1:43.588	11	15.712	68.02
21	19	12F	Paul BROOKS		Jedi Mk4	1:44.412	10	16.536	67.48
22	50	12S	Geoffrey COWELL		Jedi Mk6	1:48.964	10	21.088	64.66

Weather / Track : Bright/ Wet

These results are provisional until the conclusion of any judicial and technical matters.

Donington Park

Circuit Length = 1.9573 miles.

Start: 09:00 End: 09:20

Clerk of Course:	Stewards:	Timekeeper:
------------------	-----------	-------------

# Monoposto Championship - 1200 F & S / 1600

## QUALIFYING 2 - LAP ANALYSIS

<b>0</b>	<b>Geoff JONES</b>	Phoenix 002
1 - 9:03.909	6 - 1:35.160	11 - 1:39.682
2 - 1:38.330	7 - 1:34.468	12 - 1:33.394
3 - 1:38.964	8 - <b>1:31.981</b>	
4 - 1:34.181	9 - 1:34.197	
5 - 1:34.131	10 - 1:50.683	
<b>2</b>	<b>Richard COTTERILL</b>	Speads RM03
1 - 8:34.500	6 - 1:31.769	11 - 1:37.283
2 - 1:30.853	7 - 1:30.879	12 - 1:33.273
3 - 1:30.787	8 - <b>1:29.333</b>	13 - 1:32.005
4 - 1:29.537	9 - 1:30.617	
5 - 1:29.768	10 - 1:29.896	
<b>3</b>	<b>Peter WHITMORE</b>	OMS CF
1 - 8:57.385	6 - 1:32.121	11 - 1:31.687
2 - 1:33.363	7 - 1:31.551	12 - 2:00.256P
3 - 1:30.853	8 - 1:31.789	
4 - 1:29.476	9 - 1:32.779	
5 - <b>1:29.394</b>	10 - 1:32.814	
<b>9</b>	<b>John CARDING</b>	Spread RM03
1 - 8:37.128	6 - 1:34.037	11 - 1:32.228
2 - 1:32.391	7 - 1:31.769	12 - 1:35.613
3 - <b>1:29.469</b>	8 - 1:33.224	13 - 1:54.429P
4 - 1:29.661	9 - 1:30.752	
5 - 1:29.531	10 - 1:32.088	
<b>11</b>	<b>Andrew COWELL</b>	Jedi
1 - X:00.000	6 - 1:36.316	11 - 2:04.880
2 - 1:45.075	7 - 1:31.448	
3 - 1:42.121	8 - 1:32.977	
4 - 1:34.978	9 - <b>1:30.989</b>	
5 - 1:43.486	10 - 1:46.069	
<b>14</b>	<b>Adrian WRIGHT</b>	Gem AW2
1 - 8:41.880	6 - 1:35.659	11 - 1:31.663
2 - 1:36.178	7 - 1:32.812	12 - 1:33.941
3 - <b>1:31.418</b>	8 - 1:32.138	13 - 1:33.976
4 - 1:31.617	9 - 1:32.770	
5 - 1:31.546	10 - 1:34.251	
<b>15</b>	<b>Len TURNER</b>	Jedi Mk6
1 - 9:01.429	6 - 1:42.502	11 - 1:44.955
2 - 1:47.157	7 - 1:42.273	
3 - 1:50.022	8 - <b>1:41.898</b>	
4 - 1:49.429	9 - 1:48.896	
5 - 1:42.757	10 - 1:44.038	

# Monoposto Championship - 1200 F & S / 1600

## QUALIFYING 2 - LAP ANALYSIS

(contd.)

<b>19</b>	<b>Paul BROOKS</b>	Jedi Mk4
1 - 9:05.206	6 - 1:44.588	
2 - 1:48.169	7 - 1:46.023	
3 - 1:49.972	8 - <b>1:44.412</b>	
4 - 1:45.973	9 - 1:52.435	
5 - 1:48.551	10 - 2:03.938P	
<b>25</b>	<b>Paul BUTCHER</b>	Jedi Mk6
1 - 8:41.005	6 - 2:12.357	11 - 1:29.958
2 - 1:35.174	7 - 1:29.419	12 - 1:30.574
3 - 1:30.891	8 - 1:28.711	13 - 1:32.004
4 - 1:31.817	9 - <b>1:27.876</b>	
5 - 1:36.032P	10 - 1:28.268	
<b>30</b>	<b>Graham READ</b>	Jedi Mk4
1 - 9:15.629	6 - <b>1:43.588</b>	11 - 1:47.004
2 - 1:53.553	7 - 1:43.886	
3 - 1:50.357	8 - 1:48.078	
4 - 1:50.306	9 - 1:45.193	
5 - 1:47.189	10 - 1:47.575	
<b>34</b>	<b>David BREWIS</b>	OMS SF1
1 - 8:54.582	6 - 1:39.930	11 - 2:32.416
2 - 1:44.675	7 - 1:40.091	
3 - 1:45.264	8 - 1:40.041	
4 - 1:40.608	9 - 1:44.793	
5 - <b>1:39.379</b>	10 - 1:39.509	
<b>37</b>	<b>Bob COUCHMAN</b>	Jedi Mk6
1 - 8:50.737	6 - 1:32.544	11 - 1:41.124
2 - 1:57.395	7 - 1:41.870	
3 - 1:52.301	8 - <b>1:31.025</b>	
4 - 1:42.291	9 - 3:48.449	
5 - 1:38.111	10 - 1:36.853	
<b>45</b>	<b>Arty CAMERON</b>	Jedi Mk4
1 - 9:23.136	6 - 1:31.882	11 - 1:34.294
2 - 1:32.879	7 - 1:31.898	12 - 1:33.283
3 - 1:35.329	8 - 1:31.101	
4 - 1:31.839	9 - 1:34.486	
5 - <b>1:30.552</b>	10 - 1:41.025	
<b>50</b>	<b>Geoffrey COWELL</b>	Jedi Mk6
1 - X:00.000	6 - 1:51.327	
2 - 2:01.772	7 - 1:53.301	
3 - 1:59.339	8 - 1:56.048	
4 - 1:54.288	9 - 1:51.079	
5 - 1:51.596	10 - <b>1:48.964</b>	

# Monoposto Championship - 1200 F & S / 1600

## QUALIFYING 2 - LAP ANALYSIS

(contd.)

<b>52</b>	<b>Nick CATANZARO</b>	Quest 86
1 - 8:49.958	6 - 1:42.994	11 - 1:43.075
2 - 1:39.812	7 - 1:40.439	12 - 1:43.917
3 - 1:39.595	8 - <b>1:38.662</b>	
4 - 1:39.291	9 - 1:38.725	
5 - 1:40.130	10 - 1:41.722	
<b>55</b>	<b>Tony COTTON</b>	Vauxhall Junior
1 - 9:25.423	6 - <b>1:39.573</b>	11 - 1:42.687
2 - 1:41.572	7 - 1:40.615	
3 - 1:42.542	8 - 1:40.134	
4 - 1:41.849	9 - 1:49.883	
5 - 1:43.344	10 - 1:40.260	
<b>63</b>	<b>Jim TIMMS</b>	Lola T644E
1 - 8:48.614	6 - 1:42.349	11 - 1:37.273
2 - 1:38.110	7 - 1:35.800	
3 - 1:36.182	8 - <b>1:34.775</b>	
4 - 1:36.131	9 - 1:37.253	
5 - 1:35.733	10 - 1:37.816	
<b>66</b>	<b>David PARKINSON</b>	Reynard SF83
1 - 9:10.218	6 - 1:42.792	11 - 1:42.763
2 - 1:43.435	7 - <b>1:39.998</b>	
3 - 1:45.413	8 - 1:42.311	
4 - 1:46.844	9 - 1:53.542	
5 - 1:41.111	10 - 1:41.084	
<b>77</b>	<b>Geoff FERN</b>	Van Diemen RF00
1 - 9:06.272	6 - 1:43.703	11 - 1:38.349
2 - 1:43.241	7 - 1:39.099	12 - 1:39.693
3 - 1:45.243	8 - <b>1:36.697</b>	
4 - 1:41.962	9 - 1:38.439	
5 - 1:47.612	10 - 1:38.353	
<b>88</b>	<b>Ian HUGHES</b>	Van Diemen RF88
1 - 8:58.119	6 - 1:34.184	11 - 1:37.388
2 - 1:37.128	7 - <b>1:32.975</b>	12 - 1:38.411
3 - 1:43.259	8 - 1:33.847	
4 - 1:34.753	9 - 1:36.128	
5 - 1:35.757	10 - 1:37.266	
<b>91</b>	<b>Jeremy TIMMS</b>	Van Diemen RF88
1 - 8:45.891	6 - 1:36.742	11 - 1:38.026
2 - 1:37.844	7 - <b>1:36.258</b>	12 - 1:39.652
3 - 1:37.036	8 - 1:36.368	
4 - 1:37.109	9 - 1:37.834	
5 - 1:38.021	10 - 1:47.365	


# Monoposto Championship - 1200 F & S / 1600 QUALIFYING 2 - LAP ANALYSIS

(contd.)

<b>95</b>	<b>James GREEN</b>	Van Diemen RF93
1 - X:00.000	6 - <b>1:32.585</b>	
2 - 1:43.796	7 - 1:36.585	
3 - 1:35.032	8 - 1:32.980	
4 - 1:39.628	9 - 1:33.465	
5 - 1:37.338		

# Monoposto Championship - 1200 F & S / 1600

## GRID - RACE 9

ROW 11	1:44.412 19 BROOKS	1:48.964 50 COWELL
ROW 10	1:41.898 15 TURNER	1:43.588 30 READ
ROW 9	1:39.573 55 COTTON	1:39.998 66 PARKINSON
ROW 8	1:38.662 52 CATANZARO	1:39.379 34 BREWIS
ROW 7	1:36.258 91 TIMMS	1:36.697 77 FERN
ROW 6	1:32.975 88 HUGHES	1:34.775 63 TIMMS
ROW 5	1:31.981 0 JONES	1:32.585 95 GREEN
ROW 4	1:31.025 37 COUCHMAN	1:31.418 14 WRIGHT
ROW 3	1:30.552 45 CAMERON	1:30.989 11 COWELL
ROW 2	1:29.394 3 WHITMORE	1:29.469 9 CARDING
ROW 1	1:27.876 25 BUTCHER	1:29.333 2 COTTERILL
<b>POLE</b>		
		

Weather / Track : Bright/ Wet

These results are provisional until the conclusion of any judicial and technical matters.

Donington Park

Circuit Length = 1.9573 miles.

Start: 09:00 End: 09:20

Clerk of Course:	Stewards:	Timekeeper:
------------------	-----------	-------------

# Monoposto Championship - 1200 F & S / 1600

## RACE CLASSIFICATION - RACE 9

POS	NO	CL	DRIVER	NAT	CAR	TIME	LAPS	GAP	MPH	BEST
1	2	12F	Richard COTTERILL		Speads RM03	21:06.516	17		94.49	1:12.281
2	37	12F	Bob COUCHMAN		Jedi Mk6	21:26.375	17	19.859	93.03	1:12.991
3	25	12F	Paul BUTCHER		Jedi Mk6	21:28.285	17	21.769	92.89	1:14.368
4	9	12S	John CARDING		Spread RM03	21:29.282	17	22.766	92.82	1:12.843
5	14	12F	Adrian WRIGHT		Gem AW2	21:59.512	17	52.996	90.69	1:16.154
6	45	12S	Arty CAMERON		Jedi Mk4	22:13.035	17	1:06.519	89.77	1:17.542
7	0	16	Geoff JONES		Phoenix 002	22:07.151	16	1 LAP	84.86	1:21.491
8	63	16	Jim TIMMS		Lola T644E	22:15.369	16	1 LAP	84.34	1:21.409
9	77	16	Geoff FERN		Van Diemen RF00	22:27.401	16	1 LAP	83.59	1:22.092
10	19	12F	Paul BROOKS		Jedi Mk4	21:14.491	15	2 LAPS	82.84	1:22.139
11	50	12S	Geoffrey COWELL		Jedi Mk6	21:53.323	15	2 LAPS	80.39	1:24.329
12	52	16	Nick CATANZARO		Quest 86	21:53.594	15	2 LAPS	80.37	1:24.211
13	15	12S	Len TURNER		Jedi Mk6	22:22.328	15	2 LAPS	78.65	1:27.145

### NOT CLASSIFIED

91	16		Jeremy TIMMS		Van Diemen RF88	16:38.154	12	D.N.F.	84.60	1:21.381
11	12F		Andrew COWELL		Jedi	11:57.059	9	D.N.F.	88.28	1:14.322
55	16		Tony COTTON		Vauxhall Junior	8:30.808	6	D.N.F.	82.54	1:21.884
30	12F		Graham READ		Jedi Mk4	7:26.256	5	D.N.F.	78.69	1:21.089
34	12S		David BREWIS		OMS SF1	7:28.550	5	D.N.F.	78.29	1:24.864
66	16		David PARKINSON		Reynard SF83	3:56.128	2	D.N.F.	59.20	
88	16		Ian HUGHES		Van Diemen RF88		0	D.N.F.	N/A	

### FASTEST LAP

2	12F		Richard COTTERILL		Speads RM03	1:12.281	2	97.48mph	156.88kph
9	12S		John CARDING		Spread RM03	1:12.843	10	96.73mph	155.67kph
91	16		Jeremy TIMMS		Van Diemen RF88	1:21.381	6	86.58mph	139.34kph

Weather / Track : Bright/ Damp

These results are provisional until the conclusion of any judicial and technical matters.

Donington Park  
Circuit Length = 1.9573 miles.  
Start: 12:30 End: 12:53

Clerk of Course:	Stewards:	Timekeeper:
------------------	-----------	-------------

# Monoposto Championship - 1200 F & S / 1600

## LAP CHART - RACE 9

Lap 1			Lap 2			Lap 3			Lap 4			Lap 5		
No	Behind	Laptime	No	Behind	Laptime	No	Behind	Laptime	No	Behind	Laptime	No	Behind	Laptime
2		1:16.276	2		1:12.281	2		1:12.605	2		1:12.531	2		1:12.722
11	2.449	1:18.725	11	4.812	1:14.644	11	6.865	1:14.658	11	8.656	1:14.322	15	1 LAP	1:28.352
9	5.416	1:21.692	37	9.271	1:15.178	37	10.713	1:14.047	37	11.288	1:13.106	11	11.585	1:15.651
25	5.613	1:21.889	9	9.390	1:16.255	9	12.297	1:15.512	9	13.968	1:14.202	37	11.799	1:13.233
37	6.374	1:22.650	25	9.558	1:16.226	25	12.618	1:15.665	25	15.770	1:15.683	9	14.682	1:13.436
45	6.950	1:23.226	45	12.899	1:18.230	66	1 LAP	2:13.550P	14	22.981	1:16.444	25	18.349	1:15.301
14	8.436	1:24.712	14	13.795	1:17.640	14	19.068	1:17.878	45	24.505	1:17.592	14	27.447	1:17.188
63	12.306	1:28.582	0	23.489	1:23.193	45	19.444	1:19.150	0	43.736	1:22.526	45	29.666	1:17.883
0	12.577	1:28.853	63	24.159	1:24.134	0	33.741	1:22.857	91	44.083	1:21.705	0	53.384	1:22.370
91	14.643	1:30.919	91	24.644	1:22.282	63	34.620	1:23.066	63	44.724	1:22.635	63	54.663	1:22.661
55	16.072	1:32.348	55	25.901	1:22.110	91	34.909	1:22.870	55	45.088	1:22.439	91	55.427	1:24.066
77	16.935	1:33.211	30	28.770	1:22.309	55	35.180	1:21.884	30	46.469	1:21.089	55	1:02.290	1:29.924
30	18.742	1:35.018	77	29.365	1:24.711	30	37.911	1:21.746	77	52.945	1:24.400	77	1:05.156	1:24.933
52	20.121	1:36.397	19	36.272	1:27.638	77	41.076	1:24.316	19	1:01.529	1:24.714	19	1:13.708	1:24.901
19	20.915	1:37.191	34	36.275	1:26.909	19	49.346	1:25.679	34	1:02.298	1:24.864			
34	21.647	1:37.923	52	37.094	1:29.254	34	49.965	1:26.295	52	1:10.393	1:29.089			
15	22.762	1:39.038	50	40.742	1:28.822	52	53.835	1:29.346	50	1:11.059	1:27.190			
50	24.201	1:40.477	15	41.366	1:30.885	50	56.400	1:28.263						
66	26.302	1:42.578P				15	57.411	1:28.650						



# Monoposto Championship - 1200 F & S / 1600

## LAP CHART - RACE 9

(contd.)

Lap 6			Lap 7			Lap 8			Lap 9			Lap 10		
No	Behind	Laptime	No	Behind	Laptime	No	Behind	Laptime	No	Behind	Laptime	No	Behind	Laptime
2		1:15.744	2		1:13.473	2		1:13.368	2		1:16.129	2		1:12.504
30	1 LAP	1:46.094P	19	1 LAP	1:25.815	77	1 LAP	1:23.147	63	1 LAP	1:23.502	37	12.153	1:14.353
34	1 LAP	1:32.559P	37	10.606	1:12.991	37	10.859	1:13.621	0	1 LAP	1:23.616	63	1 LAP	1:22.217
52	1 LAP	1:28.803	11	12.626	1:14.718	9	15.266	1:14.972	91	1 LAP	1:23.657	0	1 LAP	1:22.207
37	11.088	1:15.033	9	13.662	1:13.679	19	1 LAP	1:24.715	37	10.304	1:15.574	91	1 LAP	1:22.423
11	11.381	1:15.540	25	20.856	1:16.514	25	23.408	1:15.920	9	13.628	1:14.491	9	13.967	1:12.843
50	1 LAP	1:28.817	52	1 LAP	1:28.860	11	25.330	1:26.072	77	1 LAP	1:24.009	25	25.608	1:15.758
9	13.456	1:14.518	50	1 LAP	1:28.567	14	36.976	1:19.217	25	22.354	1:15.075	77	1 LAP	1:23.166
15	1 LAP	1:28.878	15	1 LAP	1:27.987	52	1 LAP	1:26.560	19	1 LAP	1:24.580	19	1 LAP	1:23.059
25	17.815	1:15.210	14	31.127	1:16.539	50	1 LAP	1:26.878	14	37.001	1:16.154	14	41.135	1:16.638
14	28.061	1:16.358	45	35.576	1:17.585	45	40.154	1:17.946	45	42.100	1:18.075	45	47.192	1:17.596
45	31.464	1:17.542	63	1:09.397	1:22.542	15	1 LAP	1:27.395	50	1 LAP	1:25.702	50	1 LAP	1:25.111
0	59.729	1:22.089	0	1:09.696	1:23.440				52	1 LAP	1:26.764	52	1 LAP	1:26.857
63	1:00.328	1:21.409	91	1:09.886	1:22.295				11	51.930	1:42.729P	15	1 LAP	1:28.643
91	1:01.064	1:21.381							15	1 LAP	1:27.145			
55	1:08.649	1:22.103												
77	1:12.705	1:23.293												

# Monoposto Championship - 1200 F & S / 1600

## LAP CHART - RACE 9

(contd.)

Lap 11			Lap 12			Lap 13			Lap 14			Lap 15		
No	Behind	Laptime	No	Behind	Laptime	No	Behind	Laptime	No	Behind	Laptime	No	Behind	Laptime
2		1:12.859	2		1:15.448	2		1:13.308	2		1:13.181	2		1:13.304
37	14.387	1:15.093	50	2 LAPS	1:26.366	50	2 LAPS	1:25.291	9	19.066	1:17.890	19	2 LAPS	1:23.724
9	14.693	1:13.585	52	2 LAPS	1:25.960	52	2 LAPS	1:25.713	37	23.430	1:17.460	9	22.717	1:16.955
63	1 LAP	1:21.807	15	2 LAPS	1:28.552	9	14.357	1:15.501	50	2 LAPS	1:26.924	37	23.575	1:13.449
91	1 LAP	1:21.873	9	12.164	1:12.919	37	19.151	1:16.771	52	2 LAPS	1:25.365	25	33.331	1:15.368
0	1 LAP	1:22.656	37	15.688	1:16.749	15	2 LAPS	1:28.551	25	31.267	1:14.910	50	2 LAPS	1:24.329
25	27.959	1:15.210	63	1 LAP	1:21.533	25	29.538	1:14.695	15	2 LAPS	1:29.112	52	2 LAPS	1:25.869
77	1 LAP	1:22.092	25	28.151	1:15.640	63	1 LAP	1:23.481	0	1 LAP	1:22.710	15	2 LAPS	1:28.675
14	45.736	1:17.460	91	1 LAP	1:21.523	0	1 LAP	1:22.472	63	1 LAP	1:24.526	0	1 LAP	1:21.550
19	1 LAP	1:22.554	0	1 LAP	1:21.491	91	1 LAP	1:23.160	14	54.683	1:16.838	14	58.975	1:17.596
45	51.906	1:17.573	77	1 LAP	1:22.301	14	51.026	1:17.091	45	1:05.237	1:18.680	63	1 LAP	1:23.351
			14	47.243	1:16.955	77	1 LAP	1:22.948	77	1 LAP	1:26.157	45	1:09.937	1:18.004
			45	55.343	1:18.885	45	59.738	1:17.703				77	1 LAP	1:22.775
			19	1 LAP	1:22.351	19	1 LAP	1:22.139						

**Monoposto Championship - 1200 F & S / 1600  
LAP CHART - RACE 9**

(contd.)

Lap 16			Lap 17			Lap 18			Lap 19			Lap 20		
No	Behind	Laptime	No	Behind	Laptime	No	Behind	Laptime	No	Behind	Laptime	No	Behind	Laptime
2		1:20.480	2		1:20.303									
19	2 LAPS	1:23.125	19	2 LAPS	1:22.306									
37	18.664	1:15.569	37	19.859	1:21.498									
9	23.033	1:20.796	25	21.769	1:14.368									
25	27.704	1:14.853	9	22.766	1:20.036									
50	2 LAPS	1:25.209	50	2 LAPS	1:25.377									
52	2 LAPS	1:24.546	52	2 LAPS	1:24.211									
14	56.744	1:18.249	14	52.996	1:16.555									
0	1 LAP	1:22.062	0	1 LAP	1:23.059									
63	1 LAP	1:24.674	45	1:06.519	1:19.024									
15	2 LAPS	1:30.976	63	1 LAP	1:25.249									
45	1:07.798	1:18.341	15	2 LAPS	1:29.489									
77	1 LAP	1:22.891	77	1 LAP	1:23.051									

# Global GT Lights Championship

## FREE PRACTICE - RACE 8

POS	NO	CL	DRIVER	NAT	CAR	TIME	LAPS	GAP	MPH
1	2	A	David MOUNTAIN		Global GT Light	1:31.250	7		77.22
2	4	A	Clint BARDWELL		Global GT Light	1:33.602	7	2.352	75.27
3	3	A	Allen TIMPANY		Global GT Light	1:33.657	7	2.407	75.23
4	7	A	Tommy GILMARTIN		Global GT Light	1:34.467	7	3.217	74.59
5	52	B	Alan DOWSON		Global GT Light	1:35.870	7	4.620	73.49
6	21	A	Geoff PAGE		Global GT Light	1:36.130	7	4.880	73.29
7	54	B	Ivor MILLER		Global GT Light	1:36.162	7	4.912	73.27
8	6	B	Mark POWELL		Global GT Light	1:36.165	7	4.915	73.27
9	69	B	Mark BRADEN		Global GT Light	1:37.919	7	6.669	71.96
10	55	B	Edwin MASSON		Global GT Light	1:38.079	7	6.829	71.84
11	19	B	Tom CORDEY		Global GT Light	1:38.353	7	7.103	71.64
12	50	B	John CONWAY		Global GT Light	1:39.254	7	8.004	70.99
13	33	B	Oliver GAMBLING		Global GT Light	1:39.453	3	8.203	70.85
14	28	B	Michael CONWAY		Global GT Light	1:39.610	7	8.360	70.73
15	20	A	Torsten SKEEN		Global GT Light	1:41.531	5	10.281	69.40
16	27	B	Sean CROSSWAITE		Global GT Light	1:41.966	3	10.716	69.10
17	17	A	Ake BORNEBUSCH		Global GT Light	12:47.771	1	11:16.521	9.17

No 33 - Please fit Transponder  
Weather / Track : Cloudy / Wet

These results are provisional until the conclusion of any judicial and technical matters.

Donington Park  
Circuit Length = 1.9573 miles.  
Start: 09:59 End: 10:11

Clerk of Course:	Stewards:	Timekeeper:
------------------	-----------	-------------

# Global GT Lights Championship

## FREE PRACTICE - LAP ANALYSIS

<b>2</b>	<b>David MOUNTAIN</b>	Global GT Light
1 -	2:14.895	6 - <b>1:31.250</b>
2 -	1:43.511	7 - 1:37.608P
3 -	1:36.292	
4 -	1:32.340	
5 -	1:31.509	
<b>3</b>	<b>Allen TIMPANY</b>	Global GT Light
1 -	2:15.615	6 - 1:33.720
2 -	1:45.077	7 - <b>1:33.657</b>
3 -	1:37.517	
4 -	1:35.829	
5 -	1:36.194	
<b>4</b>	<b>Clint BARDWELL</b>	Global GT Light
1 -	2:12.890	6 - <b>1:33.602</b>
2 -	1:46.742	7 - 1:33.676
3 -	1:37.785	
4 -	1:35.684	
5 -	1:36.459	
<b>6</b>	<b>Mark POWELL</b>	Global GT Light
1 -	2:13.657	6 - 1:38.769
2 -	1:49.168	7 - <b>1:36.165</b>
3 -	1:41.662	
4 -	1:41.311	
5 -	1:40.272	
<b>7</b>	<b>Tommy GILMARTIN</b>	Global GT Light
1 -	2:02.855	6 - 1:35.294
2 -	1:43.531	7 - 1:36.528P
3 -	1:39.112	
4 -	1:37.445	
5 -	<b>1:34.467</b>	
<b>17</b>	<b>Ake BORNEBUSCH</b>	Global GT Light
1 -	<b>X:00.000</b>	
<b>19</b>	<b>Tom CORDEY</b>	Global GT Light
1 -	2:08.430	6 - <b>1:38.353</b>
2 -	1:47.017	7 - 1:57.434
3 -	2:06.276	
4 -	1:41.226	
5 -	1:40.445	

# Global GT Lights Championship

## FREE PRACTICE - LAP ANALYSIS

(contd.)

<b>20</b>	<b>Torsten SKEEN</b>	Global GT Light
1 - 2:29.441 2 - <b>1:41.531</b> 3 - 1:43.475P 4 - 2:50.018 5 - 1:37.852P		
<b>21</b>	<b>Geoff PAGE</b>	Global GT Light
1 - 2:17.468    6 - 1:37.809 2 - 1:44.691    7 - <b>1:36.130</b> 3 - 1:39.793 4 - 1:37.873 5 - 1:38.193		
<b>27</b>	<b>Sean CROSSWAITE</b>	Global GT Light
1 - 2:28.351 2 - <b>1:41.966</b> 3 - 1:47.568P		
<b>28</b>	<b>Michael CONWAY</b>	Global GT Light
1 - 2:21.393    6 - 1:39.742 2 - 1:44.326    7 - <b>1:39.610</b> 3 - 1:42.781 4 - 1:40.098 5 - 1:39.754		
<b>33</b>	<b>Oliver GAMBLING</b>	Global GT Light
1 - 2:06.223 2 - 1:41.303 3 - <b>1:39.453</b>		
<b>50</b>	<b>John CONWAY</b>	Global GT Light
1 - 2:26.254    6 - <b>1:39.254</b> 2 - 1:44.608    7 - 1:39.342 3 - 1:42.020 4 - 1:41.449 5 - 1:41.249		
<b>52</b>	<b>Alan DOWSON</b>	Global GT Light
1 - 2:22.120    6 - 1:38.255 2 - 1:42.082    7 - <b>1:35.870</b> 3 - 1:39.232 4 - 1:39.525 5 - 1:38.765		

No 33 - Please fit Transponder  
 Weather / Track : Cloudy / Wet

# Global GT Lights Championship FREE PRACTICE - LAP ANALYSIS

(contd.)

<b>54</b>	<b>Ivor MILLER</b>	Global GT Light
1 - 2:27.221	6 - 1:37.733	
2 - 1:41.370	7 - <b>1:36.162</b>	
3 - 1:38.168		
4 - 1:38.791		
5 - 1:38.871		
<b>55</b>	<b>Edwin MASSON</b>	Global GT Light
1 - 2:11.894	6 - 1:39.552	
2 - 1:49.413	7 - <b>1:38.079</b>	
3 - 1:41.636		
4 - 1:40.635		
5 - 1:39.217		
<b>69</b>	<b>Mark BRADEN</b>	Global GT Light
1 - 2:19.378	6 - 1:39.890	
2 - 1:44.440	7 - <b>1:37.919</b>	
3 - 1:41.817		
4 - 1:40.777		
5 - 1:39.117		

# Global GT Lights Championship

## QUALIFYING - RACE 8

POS	NO	CL	DRIVER	NAT	CAR	TIME	LAPS	GAP	MPH
1	4	A	Clint BARDWELL		Global GT Light	1:13.719	17		95.58
2	3	A	Allen TIMPANY		Global GT Light	1:14.011	17	0.292	95.20
3	2	A	David MOUNTAIN		Global GT Light	1:14.316	14	0.597	94.81
4	21	A	Geoff PAGE		Global GT Light	1:16.964	16	3.245	91.55
5	27	B	Sean CROSSWAITE		Global GT Light	1:17.334	14	3.615	91.11
6	20	A	Torsten SKEEN		Global GT Light	1:17.449	5	3.730	90.98
7	17	A	Ake BORNEBUSCH		Global GT Light	1:17.761	16	4.042	90.61
8	7	A	Tommy GILMARTIN		Global GT Light	1:18.340	7	4.621	89.94
9	33	B	Oliver GAMBLING		Global GT Light	1:18.874	12	5.155	89.33
10	52	B	Alan DOWSON		Global GT Light	1:19.427	15	5.708	88.71
11	55	B	Edwin MASSON		Global GT Light	1:19.765	16	6.046	88.33
12	6	B	Mark POWELL		Global GT Light	1:19.950	15	6.231	88.13
13	19	B	Tom CORDEY		Global GT Light	1:20.946	15	7.227	87.04
14	28	B	Michael CONWAY		Global GT Light	1:20.988	14	7.269	87.00
15	54	B	Ivor MILLER		Global GT Light	1:21.708	15	7.989	86.23
16	50	B	John CONWAY		Global GT Light	1:22.159	15	8.440	85.76
17	69	B	Mark BRADEN		Global GT Light	1:22.197	15	8.478	85.72

No 33 - Please fit Transponder  
Weather / Track : Cloudy / Dry

These results are provisional until the conclusion of any judicial and technical matters.

Donington Park  
Circuit Length = 1.9573 miles.  
Start: 12:28 End: 12:48

Clerk of Course:	Stewards:	Timekeeper:
------------------	-----------	-------------



## Global GT Lights Championship QUALIFYING - LAP ANALYSIS

<b>2</b>	<b>David MOUNTAIN</b>	Global GT Light			
1 -	4:01.574	6 -	1:14.514	11 -	1:14.511
2 -	1:21.137	7 -	1:25.587	12 -	1:15.602
3 -	1:16.734	8 -	1:14.559	13 -	1:16.004
4 -	1:16.772	9 -	1:30.072P	14 -	<b>1:14.316</b>
5 -	1:18.204	10 -	4:32.543		
<b>3</b>	<b>Allen TIMPANY</b>	Global GT Light			
1 -	4:01.036	6 -	1:15.712	11 -	1:17.621
2 -	1:20.935	7 -	1:15.461	12 -	1:14.270
3 -	1:16.453	8 -	1:15.430	13 -	1:18.090
4 -	1:17.392	9 -	1:18.022	14 -	<b>1:14.011</b>
5 -	1:16.097	10 -	1:15.773	15 -	1:15.063
<b>4</b>	<b>Clint BARDWELL</b>	Global GT Light			
1 -	4:00.099	6 -	1:15.566	11 -	1:14.235
2 -	1:20.779	7 -	1:28.054	12 -	1:15.138
3 -	1:18.349	8 -	1:14.817	13 -	1:14.238
4 -	1:16.001	9 -	1:14.678	14 -	<b>1:13.719</b>
5 -	1:17.000	10 -	1:14.693	15 -	1:14.554
<b>6</b>	<b>Mark POWELL</b>	Global GT Light			
1 -	4:16.777	6 -	1:20.661	11 -	1:20.592
2 -	1:26.323	7 -	<b>1:19.950</b>	12 -	1:20.029
3 -	1:22.712	8 -	1:20.975	13 -	1:22.809
4 -	1:20.888	9 -	2:04.879	14 -	1:20.909
5 -	1:20.642	10 -	1:21.439	15 -	1:20.423
<b>7</b>	<b>Tommy GILMARTIN</b>	Global GT Light			
1 -	4:02.315	6 -	1:35.804		
2 -	1:22.249	7 -	1:35.284P		
3 -	1:19.831				
4 -	1:18.579				
5 -	<b>1:18.340</b>				
<b>17</b>	<b>Ake BORNEBUSCH</b>	Global GT Light			
1 -	4:14.881	6 -	1:21.048	11 -	1:18.542
2 -	1:25.710	7 -	1:20.786	12 -	<b>1:17.761</b>
3 -	1:23.451	8 -	1:20.410	13 -	1:19.414
4 -	1:20.606	9 -	1:19.613	14 -	1:18.796
5 -	1:20.696	10 -	1:19.524	15 -	1:18.413
<b>19</b>	<b>Tom CORDEY</b>	Global GT Light			
1 -	4:16.004	6 -	1:23.759	11 -	1:21.420
2 -	1:29.234	7 -	1:22.708	12 -	1:23.132
3 -	1:25.561	8 -	1:22.727	13 -	1:27.781
4 -	1:26.213	9 -	1:22.716	14 -	<b>1:20.946</b>
5 -	1:25.241	10 -	1:21.860	15 -	1:21.221

# Global GT Lights Championship

## QUALIFYING - LAP ANALYSIS

(contd.)

<b>20</b>	<b>Torsten SKEEN</b>	Global GT Light		
	1 - 3:59.679			
	2 - 1:25.208			
	3 - 1:18.940			
	4 - <b>1:17.449</b>			
	5 - 1:29.936P			
<b>21</b>	<b>Geoff PAGE</b>	Global GT Light		
	1 - 4:12.868	6 - 1:20.330	11 - 1:18.088	16 - <b>1:16.964</b>
	2 - 1:27.178	7 - 1:20.327	12 - 1:17.759	
	3 - 1:22.390	8 - 1:18.970	13 - 1:17.810	
	4 - 1:20.216	9 - 1:18.867	14 - 1:17.535	
	5 - 1:19.614	10 - 1:18.399	15 - 1:17.919	
<b>27</b>	<b>Sean CROSSWAITE</b>	Global GT Light		
	1 - 3:56.929	6 - 1:17.486	11 - 1:19.187	
	2 - 1:22.679	7 - 1:35.876	12 - 1:19.630	
	3 - 1:19.723	8 - 1:18.038	13 - 1:18.413	
	4 - 1:18.454	9 - 1:22.715P	14 - 1:17.720	
	5 - <b>1:17.334</b>	10 - 3:30.223		
<b>28</b>	<b>Michael CONWAY</b>	Global GT Light		
	1 - 4:08.053	6 - 1:21.342	11 - 1:22.167	
	2 - 1:42.070	7 - 1:45.653	12 - 1:46.251	
	3 - 1:30.330	8 - 1:23.997	13 - 1:31.158	
	4 - 1:26.336	9 - 1:21.531	14 - 1:22.580	
	5 - 1:23.231	10 - <b>1:20.988</b>		
<b>33</b>	<b>Oliver GAMBLING</b>	Global GT Light		
	1 - 4:20.512	6 - 1:19.113	11 - 1:24.843P	
	2 - 1:25.058	7 - <b>1:18.874</b>	12 - 5:27.957	
	3 - 1:21.969	8 - 1:19.958		
	4 - 1:23.154	9 - 1:19.188		
	5 - 1:20.098	10 - 1:19.350		
<b>50</b>	<b>John CONWAY</b>	Global GT Light		
	1 - 4:09.711	6 - 1:26.427	11 - 1:23.952	
	2 - 1:31.602	7 - 1:26.917	12 - 1:22.952	
	3 - 1:27.423	8 - 1:25.640	13 - 1:23.046	
	4 - 1:27.655	9 - 1:23.876	14 - 1:22.302	
	5 - 1:25.450	10 - 1:23.611	15 - <b>1:22.159</b>	
<b>52</b>	<b>Alan DOWSON</b>	Global GT Light		
	1 - 4:11.237	6 - 1:20.632	11 - 1:19.845	
	2 - 1:27.700	7 - 1:20.975	12 - 1:19.801	
	3 - 1:26.160	8 - 1:23.201	13 - 1:19.812	
	4 - 1:22.096	9 - 1:21.278	14 - 1:20.080	
	5 - 1:20.571	10 - 1:20.931	15 - <b>1:19.427</b>	


# Global GT Lights Championship QUALIFYING - LAP ANALYSIS

(contd.)

<b>54</b>	<b>Ivor MILLER</b>	Global GT Light					
1 -	4:22.269	6 -	1:23.020	11 -	1:22.850		
2 -	1:26.639	7 -	1:22.317	12 -	1:23.737		
3 -	1:23.589	8 -	<b>1:21.708</b>	13 -	1:24.147		
4 -	1:23.493	9 -	1:22.763	14 -	1:22.459		
5 -	1:23.075	10 -	1:22.950	15 -	1:22.692		
<b>55</b>	<b>Edwin MASSON</b>	Global GT Light					
1 -	4:05.609	6 -	1:20.552	11 -	1:20.006	16 -	1:19.987
2 -	1:26.093	7 -	1:21.181	12 -	1:20.094		
3 -	1:23.833	8 -	1:22.575	13 -	1:20.465		
4 -	1:22.224	9 -	1:20.041	14 -	1:19.971		
5 -	1:21.252	10 -	1:19.903	15 -	<b>1:19.765</b>		
<b>69</b>	<b>Mark BRADEN</b>	Global GT Light					
1 -	4:10.099	6 -	1:23.565	11 -	1:22.404		
2 -	1:28.176	7 -	1:23.866	12 -	1:23.033		
3 -	1:27.376	8 -	1:23.792	13 -	1:24.607		
4 -	1:24.859	9 -	1:24.463	14 -	1:22.568		
5 -	1:24.583	10 -	<b>1:22.197</b>	15 -	1:41.444P		

# Global GT Lights Championship

## GRID - RACE 8

ROW 9	1:22.197 69 BRADEN	
ROW 8	1:21.708 54 MILLER	1:22.159 50 CONWAY
ROW 7	1:20.946 19 CORDEY	1:20.988 28 CONWAY
ROW 6	1:19.765 55 MASSON	1:19.950 6 POWELL
ROW 5	1:18.874 33 GAMBLING	1:19.427 52 DOWSON
ROW 4	1:17.761 17 BORNEBUSCH	1:18.340 7 GILMARTIN
ROW 3	1:17.334 27 CROSSWAITE	1:17.449 20 SKEEN
ROW 2	1:14.316 2 MOUNTAIN	1:16.964 21 PAGE
ROW 1	1:13.719 4 BARDWELL	1:14.011 3 TIMPANY
<b>POLE</b>		
		

**No 33 - Please fit Transponder**  
**Weather / Track : Cloudy / Dry**

**These results are provisional until the conclusion of any judicial and technical matters.**

Donington Park  
 Circuit Length = 1.9573 miles.  
 Start: 12:28 End: 12:48

Clerk of Course:	Stewards:	Timekeeper:
------------------	-----------	-------------

# Global GT Lights Championship

## RACE CLASSIFICATION - RACE 8

POS	NO	CL	DRIVER	NAT	CAR	TIME	LAPS	GAP	MPH	BEST
1	4	A	Clint BARDWELL		Global GT Light	20:02.487	16		93.66	1:14.046
2	2	A	David MOUNTAIN		Global GT Light	20:03.734	16	1.247	93.56	1:13.923
3	3	A	Allen TIMPANY		Global GT Light	20:22.878	16	20.391	92.10	1:15.325
4	21	A	Geoff PAGE		Global GT Light	20:48.544	16	46.057	90.20	1:16.374
5	27	B	Sean CROSSWAITE		Global GT Light	21:06.253	16	1:03.766	88.94	1:18.058
6	55	B	Edwin MASSON		Global GT Light	20:13.843	15	1 LAP	86.98	1:19.256
7	6	B	Mark POWELL		Global GT Light	20:23.385	15	1 LAP	86.30	1:20.338
8	52	B	Alan DOWSON		Global GT Light	20:26.798	15	1 LAP	86.06	1:19.176
9	50	B	John CONWAY		Global GT Light	20:58.358	15	1 LAP	83.90	1:21.257
10	54	B	Ivor MILLER		Global GT Light	21:01.720	15	1 LAP	83.68	1:22.123
11	69	B	Mark BRADEN		Global GT Light	21:02.644	15	1 LAP	83.62	1:22.335
12	19	B	Tom CORDEY		Global GT Light	21:08.880	15	1 LAP	83.20	1:20.468
13	17	A	Ake BORNEBUSCH		Global GT Light	20:12.908	14	2 LAPS	81.24	1:17.123
14	33	B	Oliver GAMBLING		Global GT Light	20:32.305	12	4 LAPS	68.52	1:17.536
NOT CLASSIFIED										
28	B		Michael CONWAY		Global GT Light	18:10.036	13	D.N.F.	83.93	1:20.380
7	A		Tommy GILMARTIN		Global GT Light	12:19.638	9	D.N.F.	85.58	1:19.676
20	A		Torsten SKEEN		Global GT Light	1:21.947	1	D.N.F.	84.62	1:21.947
FASTEST LAP										
2	A		David MOUNTAIN		Global GT Light	1:13.923	12	95.31mph		153.40kph
33	B		Oliver GAMBLING		Global GT Light	1:17.536	12	90.87mph		146.25kph

Weather / Track : Bright / Damp

These results are provisional until the conclusion of any judicial and technical matters.

Donington Park  
Circuit Length = 1.9573 miles.  
Start: 11:56 End: 12:17

Clerk of Course:	Stewards:	Timekeeper:
------------------	-----------	-------------

# Global GT Lights Championship

## LAP CHART - RACE 8

Lap 1			Lap 2			Lap 3			Lap 4			Lap 5		
No	Behind	Laptime	No	Behind	Laptime	No	Behind	Laptime	No	Behind	Laptime	No	Behind	Laptime
3		1:18.695	3		1:16.942	4		1:15.579	4		1:15.293	4		1:14.987
2	0.289	1:18.984	2	0.055	1:16.708	2	0.889	1:16.626	2	1.119	1:15.523	2	0.949	1:14.817
4	0.949	1:19.644	4	0.213	1:16.206	3	1.859	1:17.651	3	2.597	1:16.031	3	3.305	1:15.695
20	3.252	1:21.947	21	8.633	1:20.519	21	12.341	1:19.500	21	15.986	1:18.938	21	19.195	1:18.196
21	5.056	1:23.751	27	9.222	1:20.763	27	12.991	1:19.561	17	16.797	1:17.640	27	21.363	1:19.192
27	5.401	1:24.096	17	11.014	1:20.101	17	14.450	1:19.228	27	17.158	1:19.460	7	26.812	1:20.045
17	7.855	1:26.550	7	11.597	1:20.523	7	17.099	1:21.294	7	21.754	1:19.948	55	29.529	1:20.543
7	8.016	1:26.711	55	14.342	1:22.345	55	19.344	1:20.794	55	23.973	1:19.922	52	29.997	1:20.345
33	8.336	1:27.031	6	15.075	1:22.697	6	19.730	1:20.447	52	24.639	1:19.807	6	30.562	1:20.338
52	8.465	1:27.160	52	15.350	1:23.827	52	20.125	1:20.567	6	25.211	1:20.774	28	31.753	1:20.380
55	8.939	1:27.634	28	15.868	1:22.525	28	21.103	1:21.027	28	26.360	1:20.550	50	43.786	1:24.323
6	9.320	1:28.015	50	16.614	1:22.832	54	26.901	1:24.795	54	34.175	1:22.567	54	44.561	1:25.373
28	10.285	1:28.980	54	17.898	1:23.084	50	27.192	1:26.370	50	34.450	1:22.551	19	44.768	1:24.940
50	10.724	1:29.419	19	18.169	1:22.934	19	27.515	1:25.138	19	34.815	1:22.593	69	44.830	1:24.092
54	11.756	1:30.451	69	18.783	1:22.955	69	28.141	1:25.150	69	35.725	1:22.877	33	3 LAPS	5:56.714
19	12.177	1:30.872												
69	12.770	1:31.465												

# Global GT Lights Championship

## LAP CHART - RACE 8

(contd.)

Lap 6			Lap 7			Lap 8			Lap 9			Lap 10		
No	Behind	Laptime	No	Behind	Laptime	No	Behind	Laptime	No	Behind	Laptime	No	Behind	Laptime
4		1:15.111	4		1:14.926	4		1:14.609	4		1:14.815	4		1:14.763
2	0.447	1:14.609	2	0.459	1:14.938	2	0.552	1:14.702	2	0.404	1:14.667	2	0.434	1:14.793
3	4.035	1:15.841	3	4.834	1:15.725	3	6.196	1:15.971	33	4 LAPS	1:20.518	69	1 LAP	1:23.904
21	21.976	1:17.892	21	24.539	1:17.489	21	27.430	1:17.500	3	7.375	1:15.994	54	1 LAP	1:24.919
27	25.862	1:19.610	27	29.538	1:18.602	27	33.204	1:18.275	21	29.644	1:17.029	33	4 LAPS	1:18.945
7	32.093	1:20.392	7	36.843	1:19.676	7	42.028	1:19.794	27	36.457	1:18.068	3	7.957	1:15.345
55	35.541	1:21.123	52	42.530	1:21.582	52	48.324	1:20.403	52	53.703	1:20.194	21	31.584	1:16.703
52	35.874	1:20.988	55	42.736	1:22.121	55	48.442	1:20.315	55	53.850	1:20.223	27	39.864	1:18.170
6	36.338	1:20.887	6	43.112	1:21.700	6	49.198	1:20.695	6	55.046	1:20.663	52	58.329	1:19.389
28	37.796	1:21.154	28	43.992	1:21.122	28	50.642	1:21.259	7	58.468	1:31.255P	55	58.649	1:19.562
17	1 LAP	2:59.456	17	1 LAP	1:21.715	17	1 LAP	1:20.750	28	57.347	1:21.520	6	1:00.696	1:20.413
50	52.775	1:24.100	19	58.568	1:20.468	19	1:04.947	1:20.988	17	1 LAP	1:20.041	28	1:03.729	1:21.145
19	53.026	1:23.369	50	1:00.237	1:22.388	50	1:06.885	1:21.257	19	1:11.286	1:21.154	17	1 LAP	1:18.860
54	54.520	1:25.070	54	1:02.452	1:22.858	54	1:10.255	1:22.412	50	1:14.192	1:22.122			
69	54.722	1:25.003	69	1:02.734	1:22.938	69	1:10.895	1:22.770						
33	3 LAPS	1:20.027	33	3 LAPS	1:18.435									

# Global GT Lights Championship

## LAP CHART - RACE 8

(contd.)

Lap 11			Lap 12			Lap 13			Lap 14			Lap 15		
No	Behind	Laptime	No	Behind	Laptime	No	Behind	Laptime	No	Behind	Laptime	No	Behind	Laptime
4		1:14.459	4		1:14.046	4		1:14.492	4		1:14.434	4		1:14.249
2	0.660	1:14.685	2	0.537	1:13.923	2	0.146	1:14.101	2	0.372	1:14.660	2	0.439	1:14.316
19	1 LAP	1:21.096	19	1 LAP	1:22.161	6	1 LAP	1:21.327	17	2 LAPS	1:18.344	52	1 LAP	1:19.176
50	1 LAP	1:22.634	3	15.541	1:15.947	28	1 LAP	1:23.777	6	1 LAP	1:20.893	55	1 LAP	1:19.778
33	4 LAPS	1:18.227	33	4 LAPS	1:20.724	3	17.480	1:16.431	3	18.595	1:15.549	17	2 LAPS	1:17.497
3	13.640	1:20.142	50	1 LAP	1:24.192	19	1 LAP	1:21.975	33	4 LAPS	1:18.346	6	1 LAP	1:20.915
69	1 LAP	1:25.110	54	1 LAP	1:23.223	33	4 LAPS	1:17.629	19	1 LAP	1:29.197	3	19.940	1:15.594
54	1 LAP	1:24.791	69	1 LAP	1:23.999	50	1 LAP	1:22.817	50	1 LAP	1:23.807	33	4 LAPS	1:18.173
21	34.134	1:17.009	21	37.336	1:17.248	54	1 LAP	1:23.141	28	1 LAP	1:44.616P	21	44.557	1:16.724
27	44.187	1:18.782	27	48.199	1:18.058	69	1 LAP	1:22.888	21	42.082	1:17.168	50	1 LAP	1:24.261
52	1:03.349	1:19.479	52	1:08.771	1:19.468	21	39.348	1:16.504	54	1 LAP	1:24.196	19	1 LAP	1:30.755
55	1:03.446	1:19.256	55	1:08.997	1:19.597	27	52.195	1:18.488	69	1 LAP	1:23.812	54	1 LAP	1:22.123
6	1:07.924	1:21.687	17	1 LAP	1:17.123	52	1:13.491	1:19.212	27	56.446	1:18.685	69	1 LAP	1:22.335
28	1:11.251	1:21.981				55	1:14.238	1:19.733				27	1:00.547	1:18.350
17	1 LAP	1:17.368												



# Global GT Lights Championship

## LAP CHART - RACE 8

(contd.)


Lap 16			Lap 17			Lap 18			Lap 19			Lap 20		
No	Behind	Laptime	No	Behind	Laptime	No	Behind	Laptime	No	Behind	Laptime	No	Behind	Laptime
4		1:14.874												
2	1.247	1:15.682												
17	2 LAPS	1:18.235												
55	1 LAP	1:20.897												
3	20.391	1:15.325												
6	1 LAP	1:21.934												
52	1 LAP	1:35.201												
33	4 LAPS	1:17.536												
21	46.057	1:16.374												
50	1 LAP	1:25.285												
54	1 LAP	1:22.717												
69	1 LAP	1:23.346												
27	1:03.766	1:18.093												
19	1 LAP	1:31.240												

# Global GT Lights Championship

## GRID - RACE 14

ROW 9	20	SKEEN	
ROW 8	28	CONWAY	7 GILMARTIN
ROW 7	17	BORNEBUSCH	33 GAMBLING
ROW 6	69	BRADEN	19 CORDEY
ROW 5	50	CONWAY	54 MILLER
ROW 4	6	POWELL	52 DOWSON
ROW 3	27	CROSSWAITE	55 MASSON
ROW 2	3	TIMPANY	21 PAGE
ROW 1	4	BARDWELL	2 MOUNTAIN

POLE



Weather / Track : Bright / Damp

These results are provisional until the conclusion of any judicial and technical matters.

Donington Park  
Circuit Length = 1.9573 miles.  
Start: 11:56 End: 12:17

Clerk of Course:

Stewards:

Timekeeper:

# Global GT Lights Championship

## RACE CLASSIFICATION - RACE 14

POS	NO	CL	DRIVER	NAT	CAR	TIME	LAPS	GAP	MPH	BEST
1	2	A	David MOUNTAIN		Global GT Light	9:58.147	8		94.05	1:14.277
2	4	A	Clint BARDWELL		Global GT Light	10:01.046	8	2.899	93.60	1:14.369
3	3	A	Allen TIMPANY		Global GT Light	10:05.309	8	7.162	92.94	1:14.649
4	21	A	Geoff PAGE		Global GT Light	10:11.371	8	13.224	92.02	1:15.675
5	20	A	Torsten SKEEN		Global GT Light	10:29.881	8	31.734	89.31	1:16.842
6	27	B	Sean CROSSWAITE		Global GT Light	10:35.492	8	37.345	88.52	1:18.698
7	52	B	Alan DOWSON		Global GT Light	10:40.770	8	42.623	87.79	1:18.352
8	28	B	Michael CONWAY		Global GT Light	11:04.509	8	1:06.362	84.66	1:21.091
9	19	B	Tom CORDEY		Global GT Light	11:04.986	8	1:06.839	84.60	1:21.366
10	50	B	John CONWAY		Global GT Light	11:09.783	8	1:11.636	83.99	1:20.725
11	54	B	Ivor MILLER		Global GT Light	11:10.031	8	1:11.884	83.96	1:22.173
12	17	A	Ake BORNEBUSCH		Global GT Light	11:12.845	8	1:14.698	83.61	1:18.330
13	69	B	Mark BRADEN		Global GT Light	9:54.417	7	1 LAP	82.79	1:23.175
NOT CLASSIFIED										
33	B	Oliver GAMBLING		Global GT Light		10:36.689	8	D.N.F.	88.36	1:17.315
55	B	Edwin MASSON		Global GT Light		7:24.734	5	D.N.F.	78.96	1:20.189
7	A	Tommy GILMARTIN		Global GT Light		8:03.820	4	D.N.F.	58.02	2:13.547
6	B	Mark POWELL		Global GT Light		1:24.467	1	D.N.F.	82.09	1:24.467
FASTEST LAP										
2	A	David MOUNTAIN		Global GT Light		1:14.277	7	94.86mph		152.67kph
33	B	Oliver GAMBLING		Global GT Light		1:17.315	5	91.13mph		146.67kph

Weather / Track : Bright / Damp

Donington Park  
Circuit Length = 1.9573 miles.  
Start: 15:46 End: 15:58

Clerk of Course:	Stewards:	Timekeeper:
------------------	-----------	-------------

# Global GT Lights Championship

## LAP CHART - RACE 14

Lap 1			Lap 2			Lap 3			Lap 4			Lap 5		
No	Behind	Laptime	No	Behind	Laptime	No	Behind	Laptime	No	Behind	Laptime	No	Behind	Laptime
2		1:16.420	2		1:14.281	2		1:14.460	2		1:14.711	2		1:14.958
4	0.178	1:16.598	3	2.366	1:15.638	3	3.053	1:15.147	4	3.240	1:14.745	4	2.869	1:14.587
3	1.009	1:17.429	4	2.526	1:16.629	4	3.206	1:15.140	3	4.011	1:15.669	3	4.267	1:15.214
21	1.960	1:18.380	21	3.497	1:15.818	21	4.744	1:15.707	21	5.708	1:15.675	21	7.524	1:16.774
27	3.403	1:19.823	27	7.820	1:18.698	27	12.462	1:19.102	27	16.935	1:19.184	7	2 LAPS	2:13.547
52	7.648	1:24.068	20	13.828	1:18.969	20	17.328	1:17.960	20	20.407	1:17.790	27	22.021	1:20.044
55	7.935	1:24.355	52	14.259	1:20.892	55	20.320	1:20.189	33	24.838	1:18.968	20	23.163	1:17.714
6	8.047	1:24.467	55	14.591	1:20.937	33	20.581	1:20.022	52	25.758	1:19.441	33	27.195	1:17.315
50	8.872	1:25.292	33	15.019	1:19.124	52	21.028	1:21.229	50	30.309	1:22.462	52	29.152	1:18.352
20	9.140	1:25.560	50	16.293	1:21.702	50	22.558	1:20.725	19	32.088	1:21.942	50	38.497	1:23.146
33	10.176	1:26.596	19	17.951	1:21.601	19	24.857	1:21.366	28	35.987	1:22.800	19	38.760	1:21.630
19	10.631	1:27.051	54	19.432	1:22.173	54	27.434	1:22.462	54	36.604	1:23.881	17	41.198	1:18.330
54	11.540	1:27.960	28	19.945	1:22.001	28	27.898	1:22.413	17	37.826	1:18.857	28	42.120	1:21.091
69	11.996	1:28.416	69	22.493	1:24.778	69	31.208	1:23.175	69	41.239	1:24.742	54	44.957	1:23.311
28	12.225	1:28.645	7	1 LAP	2:53.426	7	1 LAP	1:26.430P	55	46.489	1:40.880	69	50.616	1:24.335
17	22.205	1:38.625	17	29.188	1:21.264	17	33.680	1:18.952				55	1:09.904	1:38.373P

# Global GT Lights Championship

## LAP CHART - RACE 14

(contd.)

Lap 6			Lap 7			Lap 8			Lap 9			Lap 10		
No	Behind	Laptime	No	Behind	Laptime	No	Behind	Laptime	No	Behind	Laptime	No	Behind	Laptime
2		1:14.470	2		1:14.277	2		1:14.570						
4	2.806	1:14.407	4	2.898	1:14.369	4	2.899	1:14.571						
3	4.446	1:14.649	3	5.688	1:15.519	3	7.162	1:16.044						
21	9.618	1:16.564	21	11.691	1:16.350	21	13.224	1:16.103						
20	26.294	1:17.601	20	29.462	1:17.445	20	31.734	1:16.842						
27	27.356	1:19.805	27	32.288	1:19.209	27	37.345	1:19.627						
33	30.563	1:17.838	33	34.581	1:18.295	33	38.542	1:18.531						
52	33.224	1:18.542	52	37.528	1:18.581	52	42.623	1:19.665						
7	2 LAPS	1:30.417P	50	56.314	1:22.941	28	1:06.362	1:23.503						
50	47.650	1:23.623	19	56.549	1:22.574	19	1:06.839	1:24.860						
19	48.252	1:23.962	28	57.429	1:21.826	50	1:11.636	1:29.892						
28	49.880	1:22.230	54	1:01.702	1:23.026	54	1:11.884	1:24.752						
54	52.953	1:22.466	17	1:08.380	1:19.049	17	1:14.698	1:20.888						
69	1:00.563	1:24.417	69	1:10.840	1:24.554									
17	1:03.608	1:36.880												

# Michelin Porsche Club Championship

## QUALIFYING - RACE 2

POS	NO	CL	DRIVER	NAT	CAR	TIME	LAPS	GAP	MPH
1	14	1	Peter MORRIS		Porsche 968 CS	1:28.930	14		79.23
2	13	1	Ian WHITE		Porsche 911 Carrera	1:29.008	14	0.078	79.16
3	31	1	Tony BROWN		Porsche 911 RS	1:29.138	14	0.208	79.04
4	10	1	John WILLIAMS		Porsche 911 Carrera	1:29.619	14	0.689	78.62
5	19	1	Craig RAPP		Porsche 911 Carrera	1:30.181	10	1.251	78.13
6	2	2	Richard LAMBERT		Porsche 911 Carrera 3	1:30.563	14	1.633	77.80
7	42	1	Marcus HOLDEN		Porsche 911 Carrera	1:30.927	11	1.997	77.49
8	26	2	Rob WILLIAMS		Porsche Carrera	1:31.522	10	2.592	76.99
9	20	2	Adam EGAR		Porsche 911 SC	1:31.578	13	2.648	76.94
10	15	1	Mike CLAPHAM		Porsche 968 CS	1:31.868	13	2.938	76.70
11	7	3	Ian OLIVER		Porsche 911 E	1:32.382	12	3.452	76.27
12	54	1	Robin TITTERINGTON		Porsche 911 RS	1:33.670	13	4.740	75.22
13	8	2	David BOTTERILL		Porsche 924 Carrera GT	1:34.113	12	5.183	74.87
14	12	1	Richard HARRISON		Porsche 911	1:34.218	13	5.288	74.78
15	58	3	Paul GOLDMAN		Porsche 911 SC	1:35.066	10	6.136	74.12
16	22	2	Colin INGRAM		Porsche 911 SC	1:37.180	13	8.250	72.50
17	11	3	Fraser ROBERTSON		Porsche 944	1:37.374	9	8.444	72.36
18	39	2	Stephen MORRIS		Porsche Carrera	1:39.349	11	10.419	70.92
19	6	1	Mark LILLINGTON		Porsche 968 CS	1:40.243	9	11.313	70.29
20	35	3	Chris STEWART		Porsche 911 SE	1:44.411	10	15.481	67.48

No. 31 - Please fit Transponder

Weather / Track : Cloudy / Wet

These results are provisional until the conclusion of any judicial and technical matters.

Donington Park

Circuit Length = 1.9573 miles.

Start: 10:21 End: 10:42

Clerk of Course:	Stewards:	Timekeeper:
------------------	-----------	-------------

## Michelin Porsche Club Championship QUALIFYING - LAP ANALYSIS

<b>2</b>	<b>Richard LAMBERT</b>	Porsche 911 Carrera 3
1 -	5:10.424	6 - 1:36.624
2 -	1:42.450	7 - 1:30.868
3 -	1:35.795	8 - 1:33.122
4 -	1:35.405	9 - <b>1:30.563</b>
5 -	1:33.857	10 - 1:38.719
11 -	1:31.424	12 - 1:30.702
13 -	1:37.151	14 - 1:44.992
<b>6</b>	<b>Mark LILLINGTON</b>	Porsche 968 CS
1 -	X:00.000	6 - 1:45.232
2 -	1:48.407	7 - 1:43.211
3 -	1:45.156	8 - 1:42.957
4 -	1:43.120	9 - <b>1:40.243</b>
5 -	1:43.116	
<b>7</b>	<b>Ian OLIVER</b>	Porsche 911 E
1 -	5:15.848	6 - 1:33.955
2 -	3:53.818	7 - 1:33.107
3 -	1:37.304	8 - 1:34.892
4 -	1:41.422	9 - 1:33.630
5 -	1:35.413	10 - 1:32.758
11 -	1:35.714	12 - <b>1:32.382</b>
<b>8</b>	<b>David BOTTERILL</b>	Porsche 924 Carrera GT
1 -	5:22.430	6 - 1:36.566
2 -	1:46.074	7 - 1:35.646
3 -	1:40.476	8 - 1:35.412
4 -	1:38.518	9 - <b>1:34.113</b>
5 -	1:38.460	10 - 1:35.949
11 -	1:36.483	12 - 1:43.698P
<b>10</b>	<b>John WILLIAMS</b>	Porsche 911 Carrera
1 -	5:29.280	6 - 1:31.952
2 -	1:39.741	7 - <b>1:29.619</b>
3 -	1:34.558	8 - 1:30.853
4 -	1:33.544	9 - 1:30.318
5 -	1:32.658	10 - 1:31.595
11 -	1:31.731	12 - 1:30.789
13 -	1:31.240	14 - 1:30.106
<b>11</b>	<b>Fraser ROBERTSON</b>	Porsche 944
1 -	5:31.498	6 - 3:11.298
2 -	1:59.747	7 - <b>1:37.374</b>
3 -	1:55.062	8 - 1:38.170
4 -	1:56.318	9 - 1:39.352
5 -	2:14.574P	
<b>12</b>	<b>Richard HARRISON</b>	Porsche 911
1 -	5:27.187	6 - 1:37.157
2 -	1:46.516	7 - 1:36.433
3 -	1:39.903	8 - 1:34.557
4 -	1:38.132	9 - 1:34.735
5 -	1:37.319	10 - 1:34.228
11 -	1:36.885	12 - 1:37.462
13 -	<b>1:34.218</b>	

# Michelin Porsche Club Championship

## QUALIFYING - LAP ANALYSIS

(contd.)

<b>13</b>	<b>Ian WHITE</b>	Porsche 911 Carrera
1 - 5:18.181	6 - 1:32.238	11 - 1:29.721
2 - 1:41.928	7 - 1:30.787	12 - 1:29.740
3 - 1:34.069	8 - 1:30.116	13 - 1:29.664
4 - 1:32.519	9 - 1:29.553	14 - <b>1:29.008</b>
5 - 1:32.315	10 - 1:29.987	
<b>14</b>	<b>Peter MORRIS</b>	Porsche 968 CS
1 - 5:11.283	6 - 1:31.707	11 - 1:29.289
2 - 1:37.654	7 - 1:29.911	12 - <b>1:28.930</b>
3 - 1:33.402	8 - 1:32.263	13 - 1:30.372
4 - 1:32.065	9 - 1:29.618	14 - 1:29.445
5 - 1:34.797	10 - 1:34.902	
<b>15</b>	<b>Mike CLAPHAM</b>	Porsche 968 CS
1 - 5:17.321	6 - 1:36.922	11 - 1:33.666
2 - 1:43.524	7 - 1:34.772	12 - 1:41.479
3 - 1:38.011	8 - 1:33.311	13 - 1:32.805
4 - 1:34.718	9 - <b>1:31.868</b>	
5 - 1:35.845	10 - 1:36.439	
<b>19</b>	<b>Craig RAPP</b>	Porsche 911 Carrera
1 - X:00.000	6 - 1:31.141	
2 - 1:43.230	7 - 1:31.635	
3 - 1:36.337	8 - 1:31.349	
4 - 1:33.124	9 - 1:33.894	
5 - 1:33.163	10 - <b>1:30.181</b>	
<b>20</b>	<b>Adam EGAR</b>	Porsche 911 SC
1 - 5:13.832	6 - 1:32.862	11 - 1:34.970
2 - 1:41.715	7 - 1:31.843	12 - 1:38.883
3 - 1:36.756	8 - 1:36.111P	13 - 1:32.278
4 - 1:33.758	9 - 2:51.424	
5 - 1:39.820	10 - <b>1:31.578</b>	
<b>22</b>	<b>Colin INGRAM</b>	Porsche 911 SC
1 - 5:35.183	6 - 1:37.633	11 - 1:37.822
2 - 1:49.735	7 - 1:37.376	12 - 1:38.291
3 - 1:42.629	8 - 1:38.822	13 - 1:41.448
4 - 1:42.214	9 - 1:43.936	
5 - 1:43.560	10 - <b>1:37.180</b>	
<b>26</b>	<b>Rob WILLIAMS</b>	Porsche Carrera
1 - X:00.000	6 - 1:36.732	
2 - 1:38.149	7 - 1:32.588	
3 - 1:34.709	8 - 1:33.078	
4 - 1:35.430	9 - 1:32.632	
5 - 1:32.807	10 - <b>1:31.522</b>	



# Michelin Porsche Club Championship QUALIFYING - LAP ANALYSIS

(contd.)


<b>31</b>	<b>Tony BROWN</b>	Porsche 911 RS
1 - 5:19.131	6 - 1:31.310	11 - 1:38.000
2 - 1:41.966	7 - 1:29.926	12 - 1:41.655
3 - 1:34.605	8 - <b>1:29.138</b>	13 - 1:30.718
4 - 1:31.796	9 - 1:32.812	14 - 1:32.484
5 - 1:34.582	10 - 1:30.479	
<b>35</b>	<b>Chris STEWART</b>	Porsche 911 SE
1 - 5:24.651	6 - 1:44.656	
2 - 1:50.168	7 - 1:47.321	
3 - 1:45.204	8 - <b>1:44.411</b>	
4 - 1:48.228	9 - 1:54.112	
5 - 1:45.993	10 - 1:59.280P	
<b>39</b>	<b>Stephen MORRIS</b>	Porsche Carrera
1 - 5:25.777	6 - 1:43.999	11 - 3:50.917
2 - 1:49.956	7 - 1:42.118	
3 - 1:43.746	8 - <b>1:39.349</b>	
4 - 1:39.420	9 - 2:21.441	
5 - 1:42.279	10 - 1:59.877P	
<b>42</b>	<b>Marcus HOLDEN</b>	Porsche 911 Carrera
1 - 5:20.731	6 - 1:35.021	11 - 1:45.482P
2 - 1:41.846	7 - 1:33.458	
3 - 1:37.146	8 - 1:32.065	
4 - 2:03.803	9 - <b>1:30.927</b>	
5 - 1:37.758	10 - 1:40.334	
<b>54</b>	<b>Robin TITTERINGTON</b>	Porsche 911 RS
1 - 5:33.283	6 - 1:36.088	11 - 1:37.242
2 - 1:48.678	7 - 1:34.864	12 - 1:40.001
3 - 1:42.731	8 - <b>1:33.670</b>	13 - 1:37.193
4 - 1:39.996	9 - 1:34.202	
5 - 1:38.031	10 - 1:36.885	
<b>58</b>	<b>Paul GOLDMAN</b>	Porsche 911 SC
1 - X:00.000	6 - 1:42.916	
2 - 1:41.314	7 - 1:37.255	
3 - 1:38.135	8 - 1:37.639	
4 - 1:36.286	9 - 1:38.198	
5 - 1:35.666	10 - <b>1:35.066</b>	

# Michelin Porsche Club Championship

## GRID - RACE 2

ROW 10	1:40.243 6 LILLINGTON	1:44.411 35 STEWART
ROW 9	1:37.374 11 ROBERTSON	1:39.349 39 MORRIS
ROW 8	1:35.066 58 GOLDMAN	1:37.180 22 INGRAM
ROW 7	1:34.113 8 BOTTERILL	1:34.218 12 HARRISON
ROW 6	1:32.382 7 OLIVER	1:33.670 54 TITTERINGTON
ROW 5	1:31.578 20 EGAR	1:31.868 15 CLAPHAM
ROW 4	1:30.927 42 HOLDEN	1:31.522 26 WILLIAMS
ROW 3	1:30.181 19 RAPP	1:30.563 2 LAMBERT
ROW 2	1:29.138 31 BROWN	1:29.619 10 WILLIAMS
ROW 1	1:28.930 14 MORRIS	1:29.008 13 WHITE

**POLE**



**No. 31 - Please fit Transponder**

**Weather / Track : Cloudy / Wet**

**These results are provisional until the conclusion of any judicial and technical matters.**

Donington Park

Circuit Length = 1.9573 miles.

Start: 10:21 End: 10:42

Clerk of Course:	Stewards:	Timekeeper:
------------------	-----------	-------------

# Michelin Porsche Club Championship

## RACE CLASSIFICATION - RACE 2

POS	NO	CL	DRIVER	NAT	CAR	TIME	LAPS	GAP	MPH	BEST
1	14	1	Peter MORRIS		Porsche 968 CS	25:11.273	15		69.86	1:39.585
2	10	1	John WILLIAMS		Porsche 911 Carrera	25:15.587	15	4.314	69.66	1:39.032
3	2	2	Richard LAMBERT		Porsche 911 Carrera 3	25:16.299	15	5.026	69.63	1:38.920
4	13	1	Ian WHITE		Porsche 911 Carrera	25:24.159	15	12.886	69.27	1:40.309
5	31	1	Tony BROWN		Porsche 911 RS	25:35.426	15	24.153	68.76	1:40.733
6	15	1	Mike CLAPHAM		Porsche 968 CS	25:35.772	15	24.499	68.74	1:38.652
7	12	1	Richard HARRISON		Porsche 911	25:43.572	15	32.299	68.40	1:40.435
8	26	2	Rob WILLIAMS		Porsche Carrera	25:47.718	15	36.445	68.21	1:41.374
9	20	2	Adam EGAR		Porsche 911 SC	25:48.368	15	37.095	68.19	1:38.305
10	22	2	Colin INGRAM		Porsche 911 SC	26:18.019	15	1:06.746	66.90	1:42.821
11	19	1	Craig RAPP		Porsche 911 Carrera	26:37.319	15	1:26.046	66.10	1:39.599
12	11	3	Fraser ROBERTSON		Porsche 944	26:44.258	15	1:32.985	65.81	1:43.687
13	58	3	Paul GOLDMAN		Porsche 911 SC	26:51.544	15	1:40.271	65.51	1:43.484
14	54	1	Robin TITTERINGTON		Porsche 911 RS	25:28.909	14	1 LAP	64.44	1:46.706
15	6	1	Mark LILLINGTON		Porsche 968 CS	25:41.850	14	1 LAP	63.90	1:46.808
16	7	3	Ian OLIVER		Porsche 911 E	25:48.022	14	1 LAP	63.65	1:41.244
17	42	1	Marcus HOLDEN		Porsche 911 Carrera	26:05.908	14	1 LAP	62.92	1:47.499
18	35	3	Chris STEWART		Porsche 911 SE	26:15.087	14	1 LAP	62.55	1:49.306
19	39	2	Stephen MORRIS		Porsche Carrera	25:22.822	13	2 LAPS	60.07	1:53.965
NOT CLASSIFIED										
8	2		David BOTTERILL		Porsche 924 Carrera GT	15:29.163	9	D.N.F.	68.13	1:40.210
FASTEST LAP										
20	2		Adam EGAR		Porsche 911 SC	1:38.305	15	71.67mph	115.35kph	
15	1		Mike CLAPHAM		Porsche 968 CS	1:38.652	11	71.42mph	114.94kph	
7	3		Ian OLIVER		Porsche 911 E	1:41.244	14	69.59mph	112.00kph	

No. 31 - Please fit Transponder

Weather / Track : Raining / Wet

These results are provisional until the conclusion of any judicial and technical matters.

Donington Park

Circuit Length = 1.9573 miles.

Start: 14:24 End: 14:51

Clerk of Course:	Stewards:	Timekeeper:
------------------	-----------	-------------

# Michelin Porsche Club Championship

## LAP CHART - RACE 2

Lap 1			Lap 2			Lap 3			Lap 4			Lap 5		
No	Behind	Laptime	No	Behind	Laptime	No	Behind	Laptime	No	Behind	Laptime	No	Behind	Laptime
14		1:44.060	14		1:40.890	14		1:40.494	14		1:40.943	14		1:40.066
13	1.933	1:45.993	13	2.217	1:41.174	13	2.508	1:40.785	13	1.966	1:40.401	13	2.797	1:40.897
10	3.317	1:47.377	10	3.003	1:40.576	10	3.416	1:40.907	10	2.802	1:40.329	10	3.180	1:40.444
2	6.550	1:50.610	2	5.962	1:40.302	2	7.574	1:42.106	2	7.884	1:41.253	2	8.891	1:41.073
19	7.015	1:51.075	19	6.465	1:40.340	20	11.557	1:42.683	20	12.118	1:41.504	20	12.852	1:40.800
31	7.105	1:51.165	31	8.259	1:42.044	26	11.812	1:43.257	26	13.385	1:42.516	26	15.616	1:42.297
26	8.063	1:52.123	26	9.049	1:41.876	31	14.027	1:46.262	31	15.081	1:41.997	31	16.519	1:41.504
20	9.471	1:53.531	20	9.368	1:40.787	8	17.927	1:42.685	8	18.208	1:41.224	8	18.352	1:40.210
54	10.315	1:54.375	8	15.736	1:45.219	12	20.869	1:43.833	12	21.738	1:41.812	12	22.774	1:41.102
12	10.652	1:54.712	54	16.758	1:47.333	15	22.353	1:44.463	15	22.436	1:41.026	15	23.415	1:41.045
8	11.407	1:55.467	12	17.530	1:47.768	54	23.152	1:46.888	54	29.114	1:46.905	54	35.841	1:46.793
15	13.213	1:57.273	15	18.384	1:46.061	22	28.775	1:46.724	22	33.035	1:45.203	22	36.231	1:43.262
42	14.205	1:58.265	7	19.523	1:45.823	11	30.729	1:46.462	7	35.182	1:43.951	11	44.903	1:47.557
7	14.590	1:58.650	22	22.545	1:47.822	7	32.174	1:53.145	11	37.412	1:47.626	42	51.302	1:47.530
22	15.613	1:59.673	11	24.761	1:49.143	42	36.400	1:50.056	42	43.838	1:48.381	58	52.098	1:47.638
11	16.508	2:00.568	42	26.838	1:53.523	58	37.247	1:49.933	58	44.526	1:48.222	6	1:04.217	1:49.256
58	19.749	2:03.809	58	27.808	1:48.949	19	44.329	2:18.358	6	55.027	1:50.685	35	1:06.859	1:50.027
6	21.779	2:05.839	6	33.139	1:52.250	6	45.285	1:52.640	35	56.898	1:50.322	19	1:16.596	1:42.550
35	22.302	2:06.362	35	34.914	1:53.502	35	47.519	1:53.099	39	1:09.422	1:56.690	39	1:26.424	1:57.068
39	24.322	2:08.382	39	37.801	1:54.369	39	53.675	1:56.368	19	1:14.112	2:10.726			

No. 31 - Please fit Transponder  
Weather / Track : Raining / Wet

Donington Park  
Circuit Length = 1.9573 miles.  
Start: 14:24 End: 14:51

# Michelin Porsche Club Championship

## LAP CHART - RACE 2

(contd.)

Lap 6			Lap 7			Lap 8			Lap 9			Lap 10		
No	Behind	Laptime	No	Behind	Laptime	No	Behind	Laptime	No	Behind	Laptime	No	Behind	Laptime
14		1:40.656	14		1:39.585	14		1:39.983	14		1:40.048	14		1:40.540
13	4.286	1:42.145	39	1 LAP	1:56.219	13	8.764	1:42.807	10	9.491	1:40.561	10	7.983	1:39.032
10	4.742	1:42.218	13	5.940	1:41.239	10	8.978	1:42.441	2	9.766	1:40.498	35	1 LAP	1:53.446
7	1 LAP	2:52.790	10	6.520	1:41.363	2	9.316	1:41.728	20	10.740	1:39.705	2	9.276	1:40.050
2	8.236	1:40.001	2	7.571	1:38.920	20	11.083	1:39.380	13	11.633	1:42.917	13	12.107	1:41.014
20	12.038	1:39.842	20	11.686	1:39.233	7	1 LAP	1:45.126	31	21.469	1:41.829	31	21.820	1:40.891
26	16.334	1:41.374	7	1 LAP	1:45.303	39	1 LAP	1:57.139	8	22.438	1:41.999	7	1 LAP	1:42.141
31	16.967	1:41.104	26	18.778	1:42.029	31	19.688	1:40.733	7	1 LAP	1:45.247	15	25.296	1:41.085
8	18.146	1:40.450	31	18.938	1:41.556	8	20.487	1:40.667	26	24.517	1:42.718	26	26.680	1:42.703
15	22.504	1:39.745	8	19.803	1:41.242	26	21.847	1:43.052	15	24.751	1:41.684	12	27.690	1:41.189
12	22.571	1:40.453	15	23.408	1:40.489	15	23.115	1:39.690	12	27.041	1:41.746	20	32.721	2:02.521
22	42.397	1:46.822	12	24.473	1:41.487	12	25.343	1:40.853	39	1 LAP	1:57.812	39	1 LAP	1:55.188
54	43.405	1:48.220	22	46.301	1:43.489	22	49.195	1:42.877	22	52.130	1:42.983	22	54.462	1:42.872
11	49.997	1:45.750	54	50.526	1:46.706	54	58.206	1:47.663	11	1:04.317	1:44.714	11	1:08.250	1:44.473
42	59.026	1:48.380	11	54.437	1:44.025	11	59.651	1:45.197	54	1:06.337	1:48.179	54	1:14.884	1:49.087
58	59.542	1:48.100	58	1:05.740	1:45.783	58	1:10.206	1:44.449	58	1:14.403	1:44.245	58	1:17.991	1:44.128
6	1:12.066	1:48.505	42	1:06.940	1:47.499	42	1:16.864	1:49.907	19	1:22.626	1:40.495	19	1:25.573	1:43.487
35	1:15.509	1:49.306	6	1:20.410	1:47.929	19	1:22.179	1:41.416	42	1:27.957	1:51.141	42	1:41.056	1:53.639
19	1:17.627	1:41.687	19	1:20.746	1:42.704	6	1:28.829	1:48.402	6	1:35.922	1:47.141			
			35	1:25.665	1:49.741	35	1:36.331	1:50.649						

No. 31 - Please fit Transponder  
Weather / Track : Raining / Wet

Donington Park  
Circuit Length = 1.9573 miles.  
Start: 14:24 End: 14:51

# Michelin Porsche Club Championship

## LAP CHART - RACE 2

(contd.)

Lap 11			Lap 12			Lap 13			Lap 14			Lap 15		
No	Behind	Laptime	No	Behind	Laptime	No	Behind	Laptime	No	Behind	Laptime	No	Behind	Laptime
14		1:41.294	14		1:40.249	14		1:40.528	14		1:41.020	14		1:40.917
6	1 LAP	1:47.442	10	6.497	1:40.417	10	5.468	1:39.499	54	1 LAP	1:51.803	10	4.314	1:40.000
10	6.329	1:39.640	2	7.368	1:39.556	2	6.800	1:39.960	10	5.231	1:40.783	2	5.026	1:40.341
2	8.061	1:40.079	6	1 LAP	1:50.826	13	12.597	1:40.505	2	5.602	1:39.822	39	2 LAPS	1:58.160
13	12.560	1:41.747	13	12.620	1:40.309	6	1 LAP	1:47.165	13	12.627	1:41.050	13	12.886	1:41.176
35	1 LAP	1:52.242	42	1 LAP	1:55.525	31	22.619	1:40.740	31	23.561	1:41.962	54	1 LAP	1:54.927
31	21.300	1:40.774	31	22.407	1:41.356	15	23.106	1:39.306	15	23.950	1:41.864	31	24.153	1:41.509
15	22.654	1:38.652	15	24.328	1:41.923	42	1 LAP	1:53.199	6	1 LAP	1:46.962	15	24.499	1:41.466
7	1 LAP	1:41.928	12	30.263	1:42.928	12	30.170	1:40.435	12	31.430	1:42.280	6	1 LAP	1:46.808
26	27.455	1:42.069	7	1 LAP	1:46.268	26	33.449	1:42.102	26	35.973	1:43.544	12	32.299	1:41.786
12	27.584	1:41.188	26	31.875	1:44.669	7	1 LAP	1:42.688	7	1 LAP	1:43.718	26	36.445	1:41.389
20	30.705	1:39.278	35	1 LAP	1:54.778	20	41.375	1:40.460	20	39.707	1:39.352	7	1 LAP	1:41.244
22	57.066	1:43.898	20	41.443	1:50.987	35	1 LAP	1:50.923	42	1 LAP	1:54.457	20	37.095	1:38.305
39	1 LAP	1:53.965	22	1:00.209	1:43.392	22	1:02.502	1:42.821	35	1 LAP	1:51.282	42	1 LAP	1:54.406
11	1:12.992	1:46.036	11	1:18.911	1:46.168	11	1:24.634	1:46.251	22	1:04.756	1:43.274	35	1 LAP	1:49.408
54	1:21.052	1:47.462	39	1 LAP	1:55.732	19	1:26.689	1:41.395	19	1:27.364	1:41.695	22	1:06.746	1:42.907
58	1:21.366	1:44.669	19	1:25.822	1:41.978	58	1:32.725	1:45.854	11	1:30.215	1:46.601	19	1:26.046	1:39.599
19	1:24.093	1:39.814	58	1:27.399	1:46.282	39	1 LAP	1:55.730	58	1:35.189	1:43.484	11	1:32.985	1:43.687
			54	1:33.371	1:52.568							58	1:40.271	1:45.999


No. 31 - Please fit Transponder  
Weather / Track : Raining / Wet

Donington Park  
Circuit Length = 1.9573 miles.  
Start: 14:24 End: 14:51

# Michelin Porsche Club Championship

## GRID - RACE 10

ROW 10	39 MORRIS	8 BOTTERILL
ROW 9	42 HOLDEN	35 STEWART
ROW 8	6 LILLINGTON	7 OLIVER
ROW 7	58 GOLDMAN	54 TITTERINGTON
ROW 6	19 RAPP	11 ROBERTSON
ROW 5	20 EGAR	22 INGRAM
ROW 4	12 HARRISON	26 WILLIAMS
ROW 3	31 BROWN	15 CLAPHAM
ROW 2	2 LAMBERT	13 WHITE
ROW 1	14 MORRIS	10 WILLIAMS
	<b>POLE</b>	



Weather / Track : Cloudy / Wet

These results are provisional until the conclusion of any judicial and technical matters.

Donington Park  
 Circuit Length = 1.9573 miles.  
 Start: 16:12 End: 16:36

Clerk of Course:	Stewards:	Timekeeper:
------------------	-----------	-------------

# Michelin Porsche Club Championship

## RACE CLASSIFICATION - RACE 10

POS	NO	CL	DRIVER	NAT	CAR	TIME	LAPS	GAP	MPH	BEST
1	14	1	Peter MORRIS		Porsche 968 CS	26:01.582	18		81.14	1:21.886
2	31	1	Tony BROWN		Porsche 911 RS	26:01.853	18	0.271	81.13	1:22.309
3	10	1	John WILLIAMS		Porsche 911 Carrera	26:03.597	18	2.015	81.04	1:22.066
4	13	1	Ian WHITE		Porsche 911 Carrera	26:13.434	18	11.852	80.53	1:22.819
5	26	2	Rob WILLIAMS		Porsche Carrera	26:20.004	18	18.422	80.20	1:24.757
6	2	2	Richard LAMBERT		Porsche 911 Carrera 3	26:20.230	18	18.648	80.19	1:23.792
7	12	1	Richard HARRISON		Porsche 911	26:23.863	18	22.281	80.00	1:24.658
8	8	2	David BOTTERILL		Porsche 924 Carrera GT	26:28.916	18	27.334	79.75	1:24.532
9	20	2	Adam EGAR		Porsche 911 SC	26:29.095	18	27.513	79.74	1:25.360
10	42	1	Marcus HOLDEN		Porsche 911 Carrera	26:35.703	18	34.121	79.41	1:24.659
11	22	2	Colin INGRAM		Porsche 911 SC	26:49.413	18	47.831	78.73	1:26.078
12	7	3	Ian OLIVER		Porsche 911 E	27:05.387	18	1:03.805	77.96	1:26.393
13	54	1	Robin TITTERINGTON		Porsche 911 RS	27:07.345	18	1:05.763	77.87	1:27.220
14	11	3	Fraser ROBERTSON		Porsche 944	27:24.387	18	1:22.805	77.06	1:27.175
15	6	3	Mark LILLINGTON		Porsche 968 CS	27:00.668	17	1 LAP	73.84	1:30.464
16	39	2	Stephen MORRIS		Porsche Carrera	27:07.034	17	1 LAP	73.55	1:32.541
NOT CLASSIFIED										
35	3		Chris STEWART		Porsche 911 SE	20:51.716	13	D.N.F.	73.09	1:32.954
15	1		Mike CLAPHAM		Porsche 968 CS	13:26.565	9	D.N.F.	78.48	1:23.707
19	1		Craig RAPP		Porsche 911 Carrera	5:45.545	4	D.N.F.	81.24	1:24.345
58	3		Paul GOLDMAN		Porsche 911 SC	2:27.241	1	D.N.F.	47.09	
FASTEST LAP										
14	1		Peter MORRIS		Porsche 968 CS	1:21.886	11	86.05mph	138.48kph	
2	2		Richard LAMBERT		Porsche 911 Carrera 3	1:23.792	17	84.09mph	135.33kph	
7	3		Ian OLIVER		Porsche 911 E	1:26.393	17	81.56mph	131.25kph	

No. 31 - Please fit Transponder

Weather / Track : Bright / Dry

These results are provisional until the conclusion of any judicial and technical matters.

Donington Park

Circuit Length = 1.9573 miles.

Start: 13:07 End: 13:34

Clerk of Course:	Stewards:	Timekeeper:
------------------	-----------	-------------



# Michelin Porsche Club Championship

## LAP CHART - RACE 10

Lap 1			Lap 2			Lap 3			Lap 4			Lap 5		
No	Behind	Laptime	No	Behind	Laptime	No	Behind	Laptime	No	Behind	Laptime	No	Behind	Laptime
10		1:27.898	10		1:24.741	10		1:24.017	10		1:24.336	14		1:23.720
14	0.698	1:28.596	14	0.649	1:24.692	14	0.403	1:23.771	14	0.385	1:24.318	31	0.183	1:23.781
13	1.931	1:29.829	31	2.372	1:24.927	31	1.786	1:23.431	31	0.507	1:23.057	10	0.230	1:24.335
31	2.186	1:30.084	19	4.020	1:26.251	19	4.544	1:24.541	19	4.553	1:24.345	26	10.112	1:25.158
19	2.510	1:30.408	26	5.732	1:26.180	26	7.522	1:25.807	26	9.059	1:25.873	15	12.150	1:24.667
26	4.293	1:32.191	12	8.394	1:27.556	15	11.616	1:26.407	15	11.588	1:24.308	12	17.340	1:26.874
12	5.579	1:33.477	15	9.226	1:25.711	12	12.536	1:28.159	12	14.571	1:26.371	2	18.291	1:25.330
22	7.618	1:35.516	20	12.945	1:29.214	2	15.420	1:25.815	2	17.066	1:25.982	20	21.143	1:26.856
15	8.256	1:36.154	2	13.622	1:29.862	20	15.912	1:26.984	20	18.392	1:26.816	42	22.048	1:26.603
20	8.472	1:36.370	42	13.833	1:28.864	42	16.320	1:26.504	42	19.550	1:27.566	8	23.051	1:26.377
2	8.501	1:36.399	22	14.110	1:31.233	8	18.960	1:26.665	8	20.779	1:26.155	22	27.101	1:28.020
42	9.710	1:37.608	8	16.312	1:28.835	22	19.547	1:29.454	22	23.186	1:27.975	54	33.053	1:30.068
54	11.089	1:38.987	54	16.843	1:30.495	54	22.058	1:29.232	54	27.090	1:29.368	7	41.499	1:30.659
8	12.218	1:40.116	11	17.371	1:29.281	7	27.771	1:29.784	7	34.945	1:31.510	13	43.426	1:25.639
11	12.831	1:40.729	7	22.004	1:32.308	11	33.165	1:39.811	13	41.892	1:25.562	11	49.574	1:28.882
7	14.437	1:42.335	39	27.108	1:36.782	39	40.373	1:37.282	11	44.797	1:35.968	35	1:04.971	1:35.684
39	15.067	1:42.965	35	27.987	1:36.028	13	40.666	1:25.140	35	53.392	1:36.186	6	1:05.369	1:35.066
35	16.700	1:44.598	6	29.162	1:36.778	35	41.542	1:37.572	6	54.408	1:36.441	39	1:06.248	1:35.128
6	17.125	1:45.023	13	39.543	2:02.353	6	42.303	1:37.158	39	55.225	1:39.188			
58	59.343	2:27.241P												

No. 31 - Please fit Transponder  
Weather / Track : Bright / Dry

Donington Park  
Circuit Length = 1.9573 miles.  
Start: 13:07 End: 13:34

# Michelin Porsche Club Championship

## LAP CHART - RACE 10

(contd.)

Lap 6			Lap 7			Lap 8			Lap 9			Lap 10		
No	Behind	Laptime	No	Behind	Laptime	No	Behind	Laptime	No	Behind	Laptime	No	Behind	Laptime
14		1:22.704	14		2:09.174	14		1:23.230	14		1:22.495	31		1:22.326
31	0.524	1:23.045	31	0.170	2:08.820	31	0.335	1:23.395	31	0.161	1:22.321	14	0.832	1:23.319
10	1.390	1:23.864	10	0.609	2:08.393	10	1.083	1:23.704	10	1.712	1:23.124	10	1.975	1:22.750
15	13.174	1:23.728	15	1.310	1:57.310	15	2.653	1:24.573	15	3.865	1:23.707	26	10.078	1:25.570
26	13.957	1:26.549	26	2.674	1:57.891	26	4.733	1:25.289	26	6.995	1:24.757	2	10.205	1:25.252
12	21.295	1:26.659	12	4.373	1:52.252	2	6.066	1:24.658	2	7.440	1:23.869	12	13.615	1:25.587
2	21.466	1:25.879	2	4.638	1:52.346	12	7.702	1:26.559	12	10.515	1:25.308	20	14.858	1:25.497
20	24.450	1:26.011	20	5.280	1:50.004	20	8.534	1:26.484	20	11.848	1:25.809	8	15.446	1:24.813
42	25.388	1:26.044	42	6.364	1:50.150	42	9.070	1:25.936	42	12.639	1:26.064	42	18.452	1:28.300
8	26.085	1:25.738	8	7.483	1:50.572	8	10.461	1:26.208	8	13.120	1:25.154	13	20.935	1:24.042
22	31.883	1:27.486	22	9.845	1:47.136	22	14.713	1:28.098	13	19.380	1:25.207	22	26.377	1:27.933
54	41.281	1:30.932	54	11.151	1:39.044	13	16.668	1:23.705	22	20.931	1:28.713	54	31.934	1:29.574
13	46.804	1:26.082	13	16.193	1:38.563	54	17.833	1:29.912	54	24.847	1:29.509	11	38.070	1:28.084
7	50.041	1:31.246	7	18.317	1:37.450	7	24.440	1:29.353	11	32.473	1:29.878	7	39.067	1:27.689
11	57.402	1:30.532	11	19.889	1:31.661	11	25.090	1:28.431	7	33.865	1:31.920	39	1:19.747	1:34.206
35	1:17.054	1:34.787	39	46.833	1:37.837	39	57.621	1:34.018	39	1:08.028	1:32.902	35	1:20.118	1:33.141
39	1:18.170	1:34.626	35	47.450	1:39.570	35	59.005	1:34.785	35	1:09.464	1:32.954	6	1:20.602	1:33.241
6	1:18.737	1:36.072	6	48.854	1:39.291	6	59.302	1:33.678	6	1:09.848	1:33.041			

No. 31 - Please fit Transponder  
Weather / Track : Bright / Dry

Donington Park  
Circuit Length = 1.9573 miles.  
Start: 13:07 End: 13:34

# Michelin Porsche Club Championship

## LAP CHART - RACE 10

(contd.)

Lap 11			Lap 12			Lap 13			Lap 14			Lap 15		
No	Behind	Laptime	No	Behind	Laptime	No	Behind	Laptime	No	Behind	Laptime	No	Behind	Laptime
31		1:22.309	31		1:22.974	31		1:22.829	31		1:22.410	31		1:23.594
14	0.409	1:21.886	14	0.300	1:22.865	14	0.408	1:22.937	14	0.541	1:22.543	14	0.955	1:24.008
10	2.182	1:22.516	10	2.613	1:23.405	10	2.910	1:23.126	10	3.886	1:23.386	10	2.776	1:22.484
26	13.696	1:25.927	35	1 LAP	1:35.134	26	20.233	1:26.994	26	22.760	1:24.937	26	24.176	1:25.010
2	13.809	1:25.913	39	1 LAP	1:36.763	2	20.358	1:26.999	2	22.952	1:25.004	13	24.435	1:23.050
12	16.817	1:25.511	6	1 LAP	1:36.432	35	1 LAP	1:34.256	13	24.979	1:24.167	2	24.987	1:25.629
8	19.264	1:26.127	26	16.068	1:25.346	12	22.872	1:26.321	12	27.477	1:27.015	12	28.541	1:24.658
20	19.648	1:27.099	2	16.188	1:25.353	13	23.222	1:23.857	8	29.263	1:25.790	8	31.061	1:25.392
13	22.349	1:23.723	12	19.380	1:25.537	8	25.883	1:27.890	20	30.809	1:26.989	20	32.932	1:25.717
42	23.212	1:27.069	8	20.822	1:24.532	39	1 LAP	1:37.499	35	1 LAP	1:37.021	42	40.285	1:27.119
22	30.996	1:26.928	13	22.194	1:22.819	6	1 LAP	1:37.079	42	36.760	1:29.228	6	1 LAP	1:32.043
54	39.514	1:29.889	20	22.725	1:26.051	20	26.230	1:26.334	39	1 LAP	1:33.789	39	1 LAP	1:34.066
11	43.329	1:27.568	42	26.083	1:25.845	42	29.942	1:26.688	6	1 LAP	1:35.114	22	48.468	1:26.879
7	43.899	1:27.141	22	36.195	1:28.173	22	40.750	1:27.384	22	45.183	1:26.843	7	1:04.555	1:27.898
			54	45.581	1:29.041	54	54.359	1:31.607	7	1:00.251	1:28.238	54	1:05.409	1:28.334
			7	49.433	1:28.508	7	54.423	1:27.819	54	1:00.669	1:28.720	11	1:14.163	1:36.169
			11	50.753	1:30.398	11	55.099	1:27.175	11	1:01.588	1:28.899			

No. 31 - Please fit Transponder  
Weather / Track : Bright / Dry

Donington Park  
Circuit Length = 1.9573 miles.  
Start: 13:07 End: 13:34

# Michelin Porsche Club Championship

## LAP CHART - RACE 10

(contd.)

Lap 16			Lap 17			Lap 18			Lap 19			Lap 20		
No	Behind	Laptime	No	Behind	Laptime	No	Behind	Laptime	No	Behind	Laptime	No	Behind	Laptime
31		1:23.280	31		1:22.665	14		1:35.538						
14	0.345	1:22.670	14	0.796	1:23.116	31	0.271	1:36.605						
10	1.562	1:22.066	10	1.321	1:22.424	10	2.015	1:37.028						
13	24.462	1:23.307	13	24.958	1:23.161	13	11.852	1:23.228						
26	26.754	1:25.858	26	29.133	1:25.044	26	18.422	1:25.623						
2	28.192	1:26.485	2	29.319	1:23.792	2	18.648	1:25.663						
12	30.208	1:24.947	12	33.021	1:25.478	12	22.281	1:25.594						
8	33.560	1:25.779	8	37.283	1:26.388	8	27.334	1:26.385						
20	35.078	1:25.426	20	38.487	1:26.074	20	27.513	1:25.360						
42	43.021	1:26.016	42	45.015	1:24.659	42	34.121	1:25.440						
22	54.284	1:29.096	22	57.697	1:26.078	22	47.831	1:26.468						
6	1 LAP	1:32.773	6	1 LAP	1:30.464	6	1 LAP	1:30.974						
39	1 LAP	1:33.280	39	1 LAP	1:32.541	7	1:03.805	1:28.053						
7	1:08.358	1:27.083	7	1:12.086	1:26.393	39	1 LAP	1:34.162						
54	1:09.349	1:27.220	54	1:14.529	1:27.845	54	1:05.763	1:27.568						
11	1:19.852	1:28.969	11	1:26.486	1:29.299	11	1:22.805	1:32.653						

No. 31 - Please fit Transponder  
Weather / Track : Bright / Dry

Donington Park  
Circuit Length = 1.9573 miles.  
Start: 13:07 End: 13:34

# Monoposto Championship - 1800 / 2000

## QUALIFYING - RACE 4

POS	NO	CL	DRIVER	NAT	CAR	TIME	LAPS	GAP	MPH
1	1	20	Jonathan LEWIS		Van Diemen Comtec 04	1:12.538	14		97.13
2	2	20	Jim BLOCKLEY		Ralt RT3/84	1:14.883	14	2.345	94.09
3	29	20	Robin DAWE		Dallara F397	1:14.937	11	2.399	94.02
4	8	20	Francis PHILLIPS		Ralt RT3	1:15.053	14	2.515	93.88
5	0	20	Chris LEWIS		Van Diemen 97	1:17.763	13	5.225	90.61
6	35	20	Ian HOWARD		Vauxhall Lotus	1:18.610	10	6.072	89.63
7	47	20	Larry JERAM-CROFT		Vauxhall Lotus	1:18.633	12	6.095	89.61
8	39	20	Alan EVERITT		Ralt RT3	1:18.654	13	6.116	89.58
9	43	20	John ROBERTS		Van Diemen RF99	1:18.715	13	6.177	89.51
10	50	20	Kevin MASON		Reynard 873	1:19.265	13	6.727	88.89
11	12	20	Jeremy GOODMAN		Ralt RT3	1:19.286	12	6.748	88.87
12	6	20	Russ GILES		Reynard FVL	1:19.926	12	7.388	88.16
13	27	20	Simon KEAST		Reynard SJ99	1:19.997	13	7.459	88.08
14	14	20	Douglas McLAY		Formula Vauxhall	1:20.282	11	7.744	87.76
15	7	20	Andy DICKENS		Vauxhall Lotus	1:21.509	11	8.971	86.44
16	16	20	Lee BENNETT		Reynard 883	1:21.567	13	9.029	86.38
17	48	20	Mark SCHOFIELD		Vauxhall Lotus	1:22.161	11	9.623	85.76
18	31	20	Richard DAKIN		Vauxhall Lotus	1:23.731	11	11.193	84.15
19	45	20	Nigel EDWARDS		Formula Renault	1:24.484	7	11.946	83.40
20	77	18	Geoff FERN		Van Diemen RF99	1:24.487	11	11.949	83.40
21	15	20	Phil MOORE		Dallara F300	1:24.835	6	12.297	83.05
22	37	20	David BROWN		Vauxhall Lotus	1:25.798	11	13.260	82.12
23	24	20	Mark HARRISON		Dallara F398	1:26.802	3	14.264	81.17
24	85	18	Pete BRAGG		Mygale SJ00	1:27.228	11	14.690	80.78
25	11	20	Sam WOOD		Vauxhall Lotus	1:27.247	11	14.709	80.76
26	97	18	Paul YEOMANS		Van Diemen	1:29.430	11	16.892	78.79
27	74	18	Patrick HUTSON		Swift SC97Z	1:31.119	12	18.581	77.33
28	80	18	Nick ANSTRUTHER		Vauxhall Junior	1:33.875	8	21.337	75.06
29	23	20	Greg WOOD		Swift FB89	1:36.067	10	23.529	73.34

No. 85 - Please fit Transponder

Weather / Track : Cloudy / Wet

These results are provisional until the conclusion of any judicial and technical matters.

Donington Park

Circuit Length = 1.9573 miles.

Start: 10:47 End: 11:15

Clerk of Course:	Stewards:	Timekeeper:
------------------	-----------	-------------

# Monoposto Championship - 1800 / 2000

## QUALIFYING - LAP ANALYSIS

<b>0</b>	<b>Chris LEWIS</b>	Van Diemen 97
1 -	4:14.720	6 - 1:22.687
2 -	1:31.782	7 - 1:26.316
3 -	1:25.586	8 - 1:21.489
4 -	X:00.000	9 - 1:23.134
5 -	1:31.475	10 - 1:19.527
11 -	1:18.699	12 - 1:20.044
13 -	<b>1:17.763</b>	
<b>1</b>	<b>Jonathan LEWIS</b>	Van Diemen Comtec 04
1 -	3:33.165	6 - 1:15.475
2 -	1:22.643	7 - 1:17.044
3 -	1:19.738	8 - 1:14.611
4 -	X:00.000	9 - 1:16.374
5 -	1:20.066	10 - 1:16.131
11 -	1:15.321	12 - 1:16.094
13 -	<b>1:12.538</b>	14 - 1:34.630
<b>2</b>	<b>Jim BLOCKLEY</b>	Ralt RT3/84
1 -	3:36.264	6 - 1:18.128
2 -	1:27.523	7 - 1:17.248
3 -	1:22.954	8 - 1:18.682
4 -	X:00.000	9 - 1:20.569
5 -	1:20.083	10 - 1:37.518
11 -	1:20.756	12 - 1:19.756
13 -	<b>1:14.883</b>	14 - 1:15.344
<b>6</b>	<b>Russ GILES</b>	Reynard FVL
1 -	4:18.440	6 - 1:24.699
2 -	1:42.642	7 - 1:22.067
3 -	X:00.000	8 - 1:21.525
4 -	1:33.331	9 - 1:22.835
5 -	1:28.645	10 - <b>1:19.926</b>
11 -	1:21.315	12 - 1:20.671
<b>7</b>	<b>Andy DICKENS</b>	Vauxhall Lotus
1 -	4:13.580	6 - 1:24.888
2 -	X:00.000	7 - 1:24.196
3 -	1:28.546	8 - 1:23.895
4 -	1:27.334	9 - 1:22.858
5 -	1:26.457	10 - 1:22.021
11 -	<b>1:21.509</b>	
<b>8</b>	<b>Francis PHILLIPS</b>	Ralt RT3
1 -	3:59.162	6 - 1:18.388
2 -	1:25.891	7 - 1:21.038
3 -	1:27.267	8 - 1:19.805
4 -	X:00.000	9 - 1:15.930
5 -	1:22.586	10 - 1:20.239
11 -	1:16.774	12 - 1:18.619
13 -	1:17.403	14 - <b>1:15.053</b>
<b>11</b>	<b>Sam WOOD</b>	Vauxhall Lotus
1 -	4:17.030	6 - 1:32.911
2 -	1:40.761	7 - 1:30.401
3 -	X:00.000	8 - 1:28.076
4 -	1:33.285	9 - 1:30.005
5 -	1:32.797	10 - <b>1:27.247</b>
11 -	1:27.951	

# Monoposto Championship - 1800 / 2000

## QUALIFYING - LAP ANALYSIS

(contd.)

<b>12</b>	<b>Jeremy GOODMAN</b>	Ralt RT3
1 - 4:20.049	6 - 1:20.778	11 - <b>1:19.286</b>
2 - 1:34.442	7 - 1:19.711	12 - 1:20.574
3 - X:00.000	8 - 1:20.279	
4 - 1:23.563	9 - 1:19.727	
5 - 1:20.855	10 - 1:21.970	
<b>14</b>	<b>Douglas McLAY</b>	Formula Vauxhall
1 - 3:25.880	6 - <b>1:20.282</b>	11 - 1:25.531P
2 - 1:28.796	7 - 1:21.803	
3 - 1:27.013	8 - 1:20.984	
4 - X:00.000	9 - 1:21.427	
5 - 1:20.876	10 - 1:21.492	
<b>15</b>	<b>Phil MOORE</b>	Dallara F300
1 - 4:11.565	6 - 1:27.990	
2 - 1:40.633		
3 - X:00.000		
4 - 1:27.683		
5 - <b>1:24.835</b>		
<b>16</b>	<b>Lee BENNETT</b>	Reynard 883
1 - 3:48.417	6 - 1:25.969	11 - 1:28.268
2 - 1:35.722	7 - 1:25.825	12 - 1:22.584
3 - 1:31.678	8 - 1:24.612	13 - <b>1:21.567</b>
4 - X:00.000	9 - 1:23.534	
5 - 1:31.197	10 - 1:35.353	
<b>23</b>	<b>Greg WOOD</b>	Swift FB89
1 - 4:05.080	6 - 1:39.029	
2 - 1:44.282	7 - <b>1:36.067</b>	
3 - X:00.000	8 - 1:37.592	
4 - 1:37.616	9 - 1:37.276	
5 - 1:37.099	10 - 1:36.497	
<b>24</b>	<b>Mark HARRISON</b>	Dallara F398
1 - 3:39.717		
2 - 1:32.720		
3 - <b>1:26.802</b>		
<b>27</b>	<b>Simon KEAST</b>	Reynard SJ99
1 - 3:51.782	6 - 1:23.235	11 - 1:21.131
2 - 1:32.213	7 - 1:23.522	12 - <b>1:19.997</b>
3 - 1:27.925	8 - 1:22.495	13 - 1:33.806
4 - X:00.000	9 - 1:23.636	
5 - 1:27.751	10 - 1:21.196	

# Monoposto Championship - 1800 / 2000

## QUALIFYING - LAP ANALYSIS

(contd.)

<b>29</b>	<b>Robin DAWE</b>	Dallara F397
1 - 3:42.338	6 - 1:22.155	11 - 1:17.744
2 - 1:24.924	7 - 1:16.040	
3 - 1:22.824	8 - 1:25.101P	
4 - X:00.000	9 - 4:44.201	
5 - 1:24.764	10 - <b>1:14.937</b>	
<b>31</b>	<b>Richard DAKIN</b>	Vauxhall Lotus
1 - 4:17.608	6 - 1:32.820	11 - 1:27.939
2 - 1:43.060	7 - 1:26.547	
3 - X:00.000	8 - 1:28.763	
4 - 1:35.840	9 - 1:24.469	
5 - 1:28.923	10 - <b>1:23.731</b>	
<b>35</b>	<b>Ian HOWARD</b>	Vauxhall Lotus
1 - X:00.000	6 - 1:28.455	
2 - 1:33.279	7 - <b>1:18.610</b>	
3 - 1:28.944	8 - 1:22.183	
4 - 1:28.229	9 - 1:19.137	
5 - 1:22.605	10 - 1:24.293	
<b>37</b>	<b>David BROWN</b>	Vauxhall Lotus
1 - 4:22.005	6 - 1:27.242	11 - 1:46.331
2 - 1:39.618	7 - <b>1:25.798</b>	
3 - X:00.000	8 - 1:26.374	
4 - 1:26.842	9 - 1:25.830	
5 - 1:48.032	10 - 1:26.064	
<b>39</b>	<b>Alan EVERITT</b>	Ralt RT3
1 - 4:15.409	6 - 1:20.798	11 - 1:20.290
2 - 1:35.072	7 - 1:19.000	12 - <b>1:18.654</b>
3 - 1:28.003	8 - 1:19.174	13 - 1:20.441
4 - 9:51.057	9 - 1:20.686	
5 - 1:24.561	10 - 1:18.705	
<b>43</b>	<b>John ROBERTS</b>	Van Diemen RF99
1 - 3:34.686	6 - 1:25.417	11 - 1:19.164
2 - 1:31.926	7 - 1:23.577	12 - <b>1:18.715</b>
3 - 1:29.545	8 - 1:22.576	13 - 1:19.557
4 - X:00.000	9 - 1:24.115	
5 - 1:26.753	10 - 1:19.901	
<b>45</b>	<b>Nigel EDWARDS</b>	Formula Renault
1 - 4:24.373	6 - 1:24.719	
2 - 1:32.392	7 - 1:35.295P	
3 - X:00.000		
4 - <b>1:24.484</b>		
5 - 1:25.768		



# Monoposto Championship - 1800 / 2000

## QUALIFYING - LAP ANALYSIS

(contd.)

<b>47</b>	<b>Larry JERAM-CROFT</b>	Vauxhall Lotus
1 - 4:27.494	6 - 1:22.876	11 - <b>1:18.633</b>
2 - 1:30.707	7 - 1:23.968	12 - 1:20.922
3 - X:00.000	8 - 1:21.861	
4 - 1:24.649	9 - 1:19.712	
5 - 1:22.205	10 - 1:22.262	
<b>48</b>	<b>Mark SCHOFIELD</b>	Vauxhall Lotus
1 - 4:40.794	6 - 1:25.443	11 - 1:36.065
2 - 1:40.014	7 - 1:26.809	
3 - X:00.000	8 - 1:27.843	
4 - 1:29.582	9 - <b>1:22.161</b>	
5 - 1:28.290	10 - 1:24.242	
<b>50</b>	<b>Kevin MASON</b>	Reynard 873
1 - 4:15.959	6 - 1:25.330	11 - 1:20.202
2 - 1:34.866	7 - 1:24.553	12 - <b>1:19.265</b>
3 - 1:28.136	8 - 1:22.125	13 - 1:20.557
4 - 9:49.593	9 - 1:21.748	
5 - 1:27.532	10 - 1:20.682	
<b>74</b>	<b>Patrick HUTSON</b>	Swift SC97Z
1 - 3:59.035	6 - 1:34.754	11 - 1:33.508
2 - 1:42.020	7 - 1:31.556	12 - 1:31.368
3 - 1:41.195	8 - 1:31.883	
4 - 9:37.200	9 - <b>1:31.119</b>	
5 - 1:36.461	10 - 2:12.905	
<b>77</b>	<b>Geoff FERN</b>	Van Diemen RF99
1 - 4:35.405	6 - 1:29.542	11 - 1:26.436
2 - 1:36.334	7 - <b>1:24.487</b>	
3 - X:00.000	8 - 1:24.524	
4 - 1:30.687	9 - 1:25.101	
5 - 1:29.613	10 - 2:05.304	
<b>80</b>	<b>Nick ANSTRUTHER</b>	Vauxhall Junior
1 - 4:06.025	6 - 1:34.983	
2 - 1:44.426	7 - <b>1:33.875</b>	
3 - X:00.000	8 - 2:09.207P	
4 - 1:38.755		
5 - 1:35.419		
<b>85</b>	<b>Pete BRAGG</b>	Mygale SJ00
1 - 4:34.796	6 - 1:34.809	11 - <b>1:27.228</b>
2 - 1:40.330	7 - 1:31.289	
3 - X:00.000	8 - 1:32.426	
4 - 1:38.027	9 - 1:30.934	
5 - 1:35.372	10 - 1:28.141	

No. 85 - Please fit Transponder  
Weather / Track : Cloudy / Wet

**Monoposto Championship - 1800 / 2000**  
**QUALIFYING - LAP ANALYSIS**

(contd.)

<b>97</b>	<b>Paul YEOMANS</b>	Van Diemen
1 - 4:13.419	6 - 1:35.497	11 - <b>1:29.430</b>
2 - 1:46.502	7 - 1:34.893	
3 - X:00.000	8 - 1:31.204	
4 - 1:39.231	9 - 1:31.159	
5 - 1:37.556	10 - 1:31.584	

# Monoposto Championship - 1800 / 2000

## GRID - RACE 4

ROW 15	1:36.067	23	WOOD	
ROW 14	1:31.119	74	HUTSON	1:33.875 80 ANSTRUTHER
ROW 13	1:27.247	11	WOOD	1:29.430 97 YEOMANS
ROW 12	1:26.802	24	HARRISON	1:27.228 85 BRAGG
ROW 11	1:24.835	15	MOORE	1:25.798 37 BROWN
ROW 10	1:24.484	45	EDWARDS	1:24.487 77 FERN
ROW 9	1:22.161	48	SCHOFIELD	1:23.731 31 DAKIN
ROW 8	1:21.509	7	DICKENS	1:21.567 16 BENNETT
ROW 7	1:19.997	27	KEAST	1:20.282 14 McLAY
ROW 6	1:19.286	12	GOODMAN	1:19.926 6 GILES
ROW 5	1:18.715	43	ROBERTS	1:19.265 50 MASON
ROW 4	1:18.633	47	JERAM-CROFT	1:18.654 39 EVERITT
ROW 3	1:17.763	0	LEWIS	1:18.610 35 HOWARD
ROW 2	1:14.937	29	DAWE	1:15.053 8 PHILLIPS
ROW 1	1:12.538	1	LEWIS	1:14.883 2 BLOCKLEY
<b>POLE</b>				

No. 85 - Please fit Transponder  
Weather / Track : Cloudy / Wet

Donington Park  
Circuit Length = 1.9573 miles.  
Start: 10:47 End: 11:15


**These results are provisional until the conclusion of any judicial and technical matters.**

Clerk of Course:	Stewards:	Timekeeper:
------------------	-----------	-------------

# Monoposto Championship - 1800 / 2000

## GRID - RACE 4 - AMENDED

ROW 15	77	FERN					
ROW 14		1:33.875	80	ANSTRUTHER	1:36.067	23	WOOD
ROW 13		1:29.430	97	YEOMANS	1:31.119	74	HUTSON
ROW 12		1:27.228	85	BRAGG	1:27.247	11	WOOD
ROW 11		1:25.798	37	BROWN	1:26.802	24	HARRISON
ROW 10		1:24.484	45	EDWARDS	1:24.835	15	MOORE
ROW 9		1:22.161	48	SCHOFIELD	1:23.731	31	DAKIN
ROW 8		1:21.509	7	DICKENS	1:21.567	16	BENNETT
ROW 7		1:19.997	27	KEAST	1:20.282	14	McLAY
ROW 6		1:19.286	12	GOODMAN	1:19.926	6	GILES
ROW 5		1:18.715	43	ROBERTS	1:19.265	50	MASON
ROW 4		1:18.633	47	JERAM-CROFT	1:18.654	39	EVERITT
ROW 3		1:17.763	0	LEWIS	1:18.610	35	HOWARD
ROW 2		1:14.937	29	DAWE	1:15.053	8	PHILLIPS
ROW 1		1:12.538	1	LEWIS	1:14.883	2	BLOCKLEY
<b>POLE</b>							



Weather / Track : Cloudy / Wet  
 These results are provisional until the conclusion of any judicial and technical matters.

Donington Park  
 Circuit Length = 1.9573 miles.  
 Start: 16:10:47 End: 11:15

Clerk of Course:	Stewards:	Timekeeper:
------------------	-----------	-------------

# Monoposto Championship - 1800 / 2000

## RACE CLASSIFICATION - RACE 4

POS	NO	CL	DRIVER	NAT	CAR	TIME	LAPS	GAP	MPH	BEST
1	1	20	Jonathan LEWIS		Van Diemen Comtec 04	21:02.871	14		78.02	1:27.696
2	39	20	Alan EVERITT		Ralt RT3	22:02.634	14	59.763	74.50	1:30.591
3	12	20	Jeremy GOODMAN		Ralt RT3	22:11.890	14	1:09.019	73.98	1:31.958
4	24	20	Mark HARRISON		Dallara F398	22:25.468	14	1:22.597	73.23	1:31.365
5	47	20	Larry JERAM-CROFT		Vauxhall Lotus	21:03.508	13	1 LAP	72.41	1:32.252
6	2	20	Jim BLOCKLEY		Ralt RT3/84	21:09.814	13	1 LAP	72.05	1:34.205
7	14	20	Douglas McLAY		Formula Vauxhall	21:30.140	13	1 LAP	70.91	1:34.940
8	27	20	Simon KEAST		Reynard SJ99	21:38.348	13	1 LAP	70.46	1:32.229
9	15	20	Phil MOORE		Dallara F300	21:41.539	13	1 LAP	70.29	1:35.516
10	35	20	Ian HOWARD		Vauxhall Lotus	22:09.936	13	1 LAP	68.79	1:37.856
11	77	18	Geoff FERN		Van Diemen RF00	22:12.749	13	1 LAP	68.64	1:38.181
12	48	20	Mark SCHOFIELD		Vauxhall Lotus	22:40.400	13	1 LAP	67.25	1:39.243
13	31	20	Richard DAKIN		Vauxhall Lotus	21:41.541	12	2 LAPS	64.88	1:41.243
14	74	18	Patrick HUTSON		Swift SC97Z	21:44.077	12	2 LAPS	64.75	1:42.261
15	11	20	Sam WOOD		Vauxhall Lotus	21:48.324	12	2 LAPS	64.54	1:38.870
16	97	18	Paul YEOMANS		Van Diemen	22:39.583	12	2 LAPS	62.11	1:45.674
17	80	18	Nick ANSTRUTHER		Vauxhall Junior	22:41.596	12	2 LAPS	62.01	1:46.970
18	23	20	Greg WOOD		Swift FB89	21:40.759	11	3 LAPS	59.50	1:46.991
19	85	18	Pete BRAGG		Mygale SJ00	22:00.492	11	3 LAPS	58.61	1:44.217

### NOT CLASSIFIED

37	20	David BROWN		Vauxhall Lotus	17:31.577	10	D.N.F.	66.90	1:38.289
8	20	Francis PHILLIPS		Ralt RT3	14:07.070	9	D.N.F.	74.73	1:29.875
7	20	Andy DICKENS		Vauxhall Lotus	9:29.668	5	D.N.F.	61.65	1:48.559
16	20	Lee BENNETT		Reynard 883	4:07.803	2	D.N.F.	56.42	2:14.785
0	20	Chris LEWIS		Van Diemen 97		0	D.N.F.	N/A	
6	20	Russ GILES		Reynard FVL		0	D.N.F.	N/A	
29	20	Robin DAWE		Dallara F397		0	D.N.F.	N/A	
43	20	John ROBERTS		Van Diemen RF99		0	D.N.F.	N/A	

### FASTEST LAP

1	20	Jonathan LEWIS		Van Diemen Comtec 04	1:27.696	10	80.34mph	129.30kph
77	18	Geoff FERN		Van Diemen RF00	1:38.181	11	71.76mph	115.50kph

No. 85 - Please fit Transponder

Weather / Track : Raining / Wet

These results are provisional until the conclusion of any judicial and technical matters.

Donington Park

Circuit Length = 1.9573 miles.

Start: 15:36 End: 15:59

Clerk of Course:	Stewards:	Timekeeper:

# Monoposto Championship - 1800 / 2000

## LAP CHART - RACE 4

Lap 1			Lap 2			Lap 3			Lap 4			Lap 5		
No	Behind	Laptime	No	Behind	Laptime	No	Behind	Laptime	No	Behind	Laptime	No	Behind	Laptime
1		1:34.563	1		1:30.153	1		1:29.278	1		1:30.632	1		1:32.421
2	6.334	1:40.897	8	16.201	1:37.712	8	19.599	1:32.676	11	1 LAP	1:56.196	80	1 LAP	1:46.970
8	8.642	1:43.205	2	17.405	1:41.224	39	23.532	1:34.813	97	1 LAP	1:55.160	8	22.059	1:33.305
39	10.765	1:45.328	39	17.997	1:37.385	12	27.825	1:36.684	8	21.175	1:32.208	11	1 LAP	1:50.475
12	12.212	1:46.775	12	20.419	1:38.360	2	28.262	1:40.135	39	28.268	1:35.368	97	1 LAP	1:53.166
47	14.339	1:48.902	47	26.362	1:42.176	47	36.856	1:39.772	23	1 LAP	2:03.164	39	30.494	1:34.647
14	17.222	1:51.785	14	27.727	1:40.658	14	38.292	1:39.843	12	31.819	1:34.626	12	34.206	1:34.808
24	20.238	1:54.801	24	30.687	1:40.602	24	38.826	1:37.417	2	35.062	1:37.432	2	39.606	1:36.965
35	20.450	1:55.013	15	32.852	1:41.274	15	41.927	1:38.353	24	43.842	1:35.648	24	49.221	1:37.800
15	21.731	1:56.294	27	36.545	1:42.308	27	52.168	1:44.901	47	44.623	1:38.399	47	52.600	1:40.398
27	24.390	1:58.953	35	38.733	1:48.436	35	55.716	1:46.261	14	47.220	1:39.560	14	53.093	1:38.294
7	29.369	2:03.932	77	44.273	1:44.458	77	56.799	1:41.804	15	48.637	1:37.342	15	54.620	1:38.404
77	29.968	2:04.531	7	49.296	1:50.080	7	1:08.827	1:48.809	27	1:03.844	1:42.308	23	1 LAP	2:02.321
48	31.392	2:05.955	48	51.318	1:50.079	48	1:10.556	1:48.516	77	1:09.508	1:43.341	27	1:10.652	1:39.229
31	33.249	2:07.812	31	53.770	1:50.674	31	1:13.424	1:48.932	35	1:10.765	1:45.681	77	1:18.530	1:41.443
74	36.477	2:11.040	74	54.380	1:48.056	74	1:15.249	1:50.147	85	1 LAP	2:56.524	35	1:19.482	1:41.138
80	37.485	2:12.048	80	59.543	1:52.211	37	1:15.485	1:44.606	48	1:25.989	1:46.065	85	1 LAP	1:50.500
85	39.321	2:13.884	37	1:00.157	1:49.202	80	1:18.736	1:48.471	7	1:26.754	1:48.559			
16	40.222	2:14.785	16	1:03.087	1:53.018P				37	1:27.484	1:42.631			
37	41.108	2:15.671	11	1:10.382	1:56.519				31	1:30.795	1:48.003			
11	44.016	2:18.579	97	1:12.420	1:56.586				74	1:32.300	1:47.683			
97	45.987	2:20.550	85	1:14.251	2:05.083P									
23	50.971	2:25.534	23	1:25.106	2:04.288									

No. 85 - Please fit Transponder  
Weather / Track : Raining / Wet

Donington Park  
Circuit Length = 1.9573 miles.  
Start: 15:36 End: 15:59

# Monoposto Championship - 1800 / 2000

## LAP CHART - RACE 4

(contd.)

Lap 6			Lap 7			Lap 8			Lap 9			Lap 10		
No	Behind	Laptime	No	Behind	Laptime	No	Behind	Laptime	No	Behind	Laptime	No	Behind	Laptime
1		1:33.401	1		1:29.311	1		1:32.649	1		1:28.620	1		1:27.696
48	1 LAP	1:42.234	37	1 LAP	1:39.895	35	1 LAP	1:40.102	80	2 LAPS	1:49.174	27	1 LAP	1:35.348
37	1 LAP	1:42.113	48	1 LAP	1:42.279	77	1 LAP	1:42.837	35	1 LAP	1:39.038	97	2 LAPS	1:47.536
31	1 LAP	1:48.550	85	2 LAPS	1:55.687	23	2 LAPS	1:57.273	77	1 LAP	1:39.044	80	2 LAPS	1:47.470
74	1 LAP	1:48.838	8	22.114	1:32.892	8	19.964	1:30.499	8	26.042	1:34.698P	35	1 LAP	1:38.305
80	1 LAP	1:47.340	31	1 LAP	1:44.696	37	1 LAP	1:38.699	37	1 LAP	1:38.882	77	1 LAP	1:38.252
7	1 LAP	1:58.288P	74	1 LAP	1:46.643	48	1 LAP	1:43.769	48	1 LAP	1:40.754	37	1 LAP	1:38.289
8	18.533	1:29.875	39	35.806	1:33.409	85	2 LAPS	1:50.157	23	2 LAPS	1:53.868	39	47.860	1:31.435
39	31.708	1:34.615	12	39.551	1:33.451	39	39.700	1:36.543	39	44.121	1:33.041	12	49.613	1:32.598
12	35.411	1:34.606	2	46.483	1:34.512	31	1 LAP	1:44.499	12	44.711	1:32.438	48	1 LAP	1:39.705
2	41.282	1:35.077	24	55.218	1:34.009	12	40.893	1:33.991	2	57.249	1:35.598	24	1:01.649	1:31.512
11	1 LAP	1:51.980	11	1 LAP	1:47.064	74	1 LAP	1:44.148	24	57.833	1:32.465	23	2 LAPS	1:52.319
97	1 LAP	1:55.095	47	1:03.074	1:36.556	2	50.271	1:36.437	31	1 LAP	1:49.254	2	1:05.066	1:35.513
24	50.520	1:34.700	14	1:05.697	1:37.096	24	53.988	1:31.419	85	2 LAPS	1:52.399	47	1:15.919	1:34.740
47	55.829	1:36.630	15	1:08.158	1:38.232	47	1:05.243	1:34.818	74	1 LAP	1:48.550	31	1 LAP	1:43.937
14	57.912	1:38.220	80	1 LAP	2:25.064	14	1:11.637	1:38.589	47	1:08.875	1:32.252	74	1 LAP	1:43.022
15	59.237	1:38.018	97	1 LAP	1:53.391	15	1:12.562	1:37.053	14	1:18.825	1:35.808	85	2 LAPS	1:51.589
27	1:16.055	1:38.804	27	1:21.603	1:34.859	11	1 LAP	1:47.121	15	1:19.635	1:35.693	14	1:27.410	1:36.281
23	1 LAP	1:54.888				97	1 LAP	1:45.674	11	1 LAP	1:40.390	15	1:28.011	1:36.072
35	1:25.742	1:39.661				27	1:27.450	1:38.496						
77	1:26.053	1:40.924												

No. 85 - Please fit Transponder  
Weather / Track : Raining / Wet

Donington Park  
Circuit Length = 1.9573 miles.  
Start: 15:36 End: 15:59

# Monoposto Championship - 1800 / 2000

## LAP CHART - RACE 4

(contd.)

Lap 11			Lap 12			Lap 13			Lap 14			Lap 15		
No	Behind	Laptime	No	Behind	Laptime	No	Behind	Laptime	No	Behind	Laptime	No	Behind	Laptime
1		1:28.205	1		1:28.220	1		1:27.983	1		1:29.739			
11	2 LAPS	1:38.870	31	2 LAPS	1:41.243	23	3 LAPS	1:48.679	47	1 LAP	1:33.603			
27	1 LAP	1:32.229	74	2 LAPS	1:42.261	31	2 LAPS	1:46.932	2	1 LAP	1:43.896P			
35	1 LAP	1:38.700	14	1 LAP	1:34.940	14	1 LAP	1:43.538	14	1 LAP	1:35.528			
97	2 LAPS	1:47.210	15	1 LAP	1:35.516	74	2 LAPS	1:45.650	27	1 LAP	1:41.742			
77	1 LAP	1:38.887	27	1 LAP	1:32.510	15	1 LAP	1:43.789	23	3 LAPS	1:46.991			
80	2 LAPS	1:47.509	85	3 LAPS	1:50.789	27	1 LAP	1:36.661	31	2 LAPS	1:47.009			
39	50.246	1:30.591	11	2 LAPS	1:40.355	11	2 LAPS	1:41.690	15	1 LAP	1:45.499			
12	53.366	1:31.958	35	1 LAP	1:37.856	85	3 LAPS	1:49.663	74	2 LAPS	1:48.039			
37	1 LAP	1:41.589	77	1 LAP	1:38.181	35	1 LAP	1:39.271	11	2 LAPS	1:39.085			
48	1 LAP	1:39.308	39	54.803	1:32.777	39	57.891	1:31.071	85	3 LAPS	1:44.217			
24	1:04.809	1:31.365	12	58.203	1:33.057	77	1 LAP	1:39.028	39	59.763	1:31.611			
2	1:11.066	1:34.205	97	2 LAPS	1:50.902	12	1:02.444	1:32.224	35	1 LAP	1:40.474			
47	1:20.066	1:32.352	80	2 LAPS	1:49.586	97	2 LAPS	1:46.498	12	1:09.019	1:36.314			
23	2 LAPS	1:51.434	24	1:11.305	1:34.716	24	1:18.788	1:35.466	77	1 LAP	1:40.019			
			48	1 LAP	1:39.243	80	2 LAPS	1:48.588	24	1:22.597	1:33.548			
			2	1:20.769	1:37.923	48	1 LAP	1:39.868	97	2 LAPS	1:47.815			
			47	1:24.756	1:32.910				48	1 LAP	1:42.625			
									80	2 LAPS	1:47.165			

No. 85 - Please fit Transponder  
Weather / Track : Raining / Wet

Donington Park  
Circuit Length = 1.9573 miles.  
Start: 15:36 End: 15:59



# Monoposto Championship - 1800 / 2000

## QUALIFYING - RACE 13

POS	NO	CL	DRIVER	NAT	CAR	TIME	LAPS	GAP	MPH
1	1	20	Jonathan LEWIS		Van Diemen RF99	1:24.939	14		82.95
2	0	20	Chris LEWIS		Van Diemen 97	1:25.499	13	0.560	82.41
3	43	20	John ROBERTS		Van Diemen Comtec 04	1:26.572	13	1.633	81.39
4	29	20	Robin DAWE		Dallara F397	1:26.833	11	1.894	81.14
5	2	20	Jim BLOCKLEY		Ralt RT3/84	1:26.868	14	1.929	81.11
6	8	20	Francis PHILLIPS		Ralt RT3	1:28.100	13	3.161	79.98
7	24	20	Mark HARRISON		Dallara F398	1:28.128	13	3.189	79.95
8	39	20	Alan EVERITT		Ralt RT3	1:29.828	12	4.889	78.44
9	35	20	Will ARIF		Vauxhall Lotus	1:32.073	13	7.134	76.52
10	12	20	Jeremy GOODMAN		Ralt RT3	1:32.123	12	7.184	76.48
11	16	20	Lee BENNETT		Reynard 883	1:32.208	11	7.269	76.41
12	27	20	Simon KEAST		Reynard SJ99	1:32.217	12	7.278	76.41
13	14	20	Douglas McLAY		Formula Vauxhall	1:33.594	13	8.655	75.28
14	6	20	Russ GILES		Reynard FVL	1:33.723	12	8.784	75.18
15	45	20	Nigel EDWARDS		Formula Renault	1:33.863	11	8.924	75.07
16	37	20	David BROWN		Vauxhall Lotus	1:34.540	11	9.601	74.53
17	85	18	Pete BRAGG		Mygale SJ00	1:35.984	12	11.045	73.41
18	15	20	Phil MOORE		Dallara F300	1:37.180	6	12.241	72.50
19	74	18	Patrick HUTSON		Swift SC97Z	1:37.215	11	12.276	72.48
20	77	18	Geoff FERN		Van Diemen RF00	1:37.354	11	12.415	72.37
21	7	20	Andy DICKENS		Vauxhall Lotus	1:38.889	12	13.950	71.25
22	11	20	Sam WOOD		Vauxhall Lotus	1:39.115	12	14.176	71.09
23	31	20	Richard DAKIN		Vauxhall Lotus	1:39.300	12	14.361	70.96
24	48	20	Mark SCHOFIELD		Vauxhall Lotus	1:40.066	11	15.127	70.41
25	50	20	Kevin MASON		Reynard 873	1:40.441	4	15.502	70.15
26	23	20	Greg WOOD		Swift FB89	1:43.992	10	19.053	67.75
27	80	18	Nick ANSTRUTHER		Vauxhall Junior	1:47.558	9	22.619	65.51
28	97	18	Paul YEOMANS		Van Diemen	1:49.246	9	24.307	64.49

Nos 31 & 85 - Please fit Transponder

Weather / Track : Bright / Wet

These results are provisional until the conclusion of any judicial and technical matters.

Donington Park

Circuit Length = 1.9573 miles.

Start: 09:50 End: 10:11

Clerk of Course:	Stewards:	Timekeeper:
------------------	-----------	-------------

# Monoposto Championship - 1800 / 2000

## QUALIFYING 2 - LAP ANALYSIS

<b>0</b>	<b>Chris LEWIS</b>	Van Diemen 97
1 -	5:05.402	6 - 1:26.863
2 -	1:37.175	7 - 1:28.042
3 -	1:30.008	8 - 1:28.539
4 -	1:27.914	9 - 1:28.063
5 -	1:32.150	10 - 1:27.106
11 -	1:28.500	12 - 1:28.113
13 -	<b>1:25.499</b>	
<b>1</b>	<b>Jonathan LEWIS</b>	Van Diemen RF99
1 -	4:56.558	6 - <b>1:24.939</b>
2 -	1:28.018	7 - 1:25.884
3 -	1:27.674	8 - 1:29.099
4 -	1:27.906	9 - 1:26.972
5 -	1:26.406	10 - 1:25.162
11 -	1:26.224	12 - 1:32.512
13 -	1:45.779	14 - 1:30.175
<b>2</b>	<b>Jim BLOCKLEY</b>	Ralt RT3/84
1 -	4:49.112	6 - 1:32.958
2 -	1:30.312	7 - 1:28.013
3 -	1:31.384	8 - 1:28.134
4 -	1:30.296	9 - 1:27.330
5 -	1:29.478	10 - 1:26.993
11 -	1:28.031	12 - <b>1:26.868</b>
13 -	1:29.443	14 - 1:33.425
<b>6</b>	<b>Russ GILES</b>	Reynard FVL
1 -	6:01.924	6 - 1:40.963
2 -	1:44.376	7 - <b>1:33.723</b>
3 -	1:40.638	8 - 1:35.006
4 -	1:38.262	9 - 1:34.160
5 -	1:37.424	10 - 1:35.701
11 -	1:37.438	12 - 2:00.767
<b>7</b>	<b>Andy DICKENS</b>	Vauxhall Lotus
1 -	5:19.354	6 - 1:38.899
2 -	1:43.575	7 - <b>1:38.889</b>
3 -	1:39.721	8 - 1:40.774
4 -	1:40.323	9 - 1:40.877
5 -	1:40.032	10 - 1:40.856
11 -	1:40.215	12 - 1:43.377
<b>8</b>	<b>Francis PHILLIPS</b>	Ralt RT3
1 -	4:58.851	6 - <b>1:28.100</b>
2 -	1:32.802	7 - 1:30.026
3 -	1:32.186	8 - 1:29.567
4 -	1:29.038	9 - 1:29.485
5 -	1:29.651	10 - 1:29.964
11 -	1:29.991	12 - 1:30.513
13 -	1:32.040	
<b>11</b>	<b>Sam WOOD</b>	Vauxhall Lotus
1 -	5:09.365	6 - 1:39.440
2 -	1:40.038	7 - 1:40.049
3 -	<b>1:39.115</b>	8 - 1:42.062
4 -	1:39.855	9 - 1:43.448
5 -	1:41.019	10 - 1:46.606
11 -	1:41.156	12 - 1:44.125

# Monoposto Championship - 1800 / 2000

## QUALIFYING 2 - LAP ANALYSIS

(contd.)

<b>12</b>	<b>Jeremy GOODMAN</b>	Ralt RT3
1 - 5:48.558	6 - 1:32.928	11 - 1:33.300
2 - 1:44.687	7 - 1:32.952	12 - <b>1:32.123</b>
3 - 1:39.364	8 - 1:34.228	
4 - 1:36.955	9 - 1:33.658	
5 - 1:35.733	10 - 1:33.038	
<b>14</b>	<b>Douglas McLAY</b>	Formula Vauxhall
1 - 4:55.000	6 - 1:34.224	11 - 1:36.881
2 - <b>1:33.594</b>	7 - 1:36.944	12 - 1:38.300
3 - 1:34.974	8 - 1:36.381	13 - 1:45.129
4 - 1:35.784	9 - 1:35.214	
5 - 1:34.662	10 - 1:35.803	
<b>15</b>	<b>Phil MOORE</b>	Dallara F300
1 - 5:07.483	6 - <b>1:37.180</b>	
2 - 1:44.774		
3 - 1:38.008		
4 - 1:39.074		
5 - 1:43.530		
<b>16</b>	<b>Lee BENNETT</b>	Reynard 883
1 - 5:24.790	6 - 1:35.705	11 - 1:33.135
2 - 1:42.320	7 - <b>1:32.208</b>	
3 - 1:36.931	8 - 1:33.009	
4 - 1:36.241	9 - 1:37.764	
5 - 1:33.674	10 - 1:33.930	
<b>23</b>	<b>Greg WOOD</b>	Swift FB89
1 - 6:11.612	6 - 1:46.365P	
2 - 1:48.836	7 - 3:00.114	
3 - 1:46.734	8 - <b>1:43.992</b>	
4 - 1:47.344	9 - 1:45.554	
5 - 1:44.533	10 - 1:45.735	
<b>24</b>	<b>Mark HARRISON</b>	Dallara F398
1 - 4:56.552	6 - 1:28.635	11 - <b>1:28.128</b>
2 - 1:33.904	7 - 1:35.421	12 - 1:28.935
3 - 1:31.744	8 - 1:30.274	13 - 1:35.381
4 - 1:30.429	9 - 1:28.582	
5 - 1:30.603	10 - 1:28.243	
<b>27</b>	<b>Simon KEAST</b>	Reynard SJ99
1 - 5:29.095	6 - 1:33.139	11 - 1:34.766
2 - 1:48.334	7 - 1:40.512	12 - 1:36.007
3 - 1:33.162	8 - <b>1:32.217</b>	
4 - 1:34.651	9 - 1:32.498	
5 - 1:36.622	10 - 1:33.951	

# Monoposto Championship - 1800 / 2000

## QUALIFYING 2 - LAP ANALYSIS

(contd.)

<b>29</b>	<b>Robin DAWE</b>	Dallara F397
1 - 5:04.822	6 - 4:17.875	11 - 1:27.002
2 - 1:35.923	7 - <b>1:26.833</b>	
3 - 1:34.992	8 - 1:28.297	
4 - 1:34.174	9 - 1:28.746	
5 - 1:41.675P	10 - 1:26.911	
<b>31</b>	<b>Richard DAKIN</b>	Vauxhall Lotus
1 - 5:21.242	6 - 1:40.472	11 - 1:42.236
2 - 1:44.304	7 - 1:41.637	12 - 1:41.566
3 - 1:43.541	8 - <b>1:39.300</b>	
4 - 1:44.434	9 - 1:41.578	
5 - 1:40.061	10 - 1:40.357	
<b>35</b>	<b>Will ARIF</b>	Vauxhall Lotus
1 - 5:13.524	6 - 1:32.095	11 - <b>1:32.073</b>
2 - 1:37.888	7 - 1:33.519	12 - 1:34.888
3 - 1:35.804	8 - 1:32.287	13 - 1:32.833
4 - 1:33.172	9 - 1:32.990	
5 - 1:32.264	10 - 1:32.637	
<b>37</b>	<b>David BROWN</b>	Vauxhall Lotus
1 - 5:39.358	6 - 1:37.398	11 - 1:45.571P
2 - 1:40.260	7 - <b>1:34.540</b>	
3 - 1:36.360	8 - 1:35.277	
4 - 1:36.218	9 - 1:34.751	
5 - 1:35.295	10 - 1:39.037	
<b>39</b>	<b>Alan EVERITT</b>	Ralt RT3
1 - 5:47.637	6 - 1:34.317	11 - 1:33.824
2 - 1:44.010	7 - 1:34.942	12 - 1:52.332
3 - 1:35.639	8 - 1:33.767	
4 - 1:33.207	9 - 1:31.259	
5 - 1:33.925	10 - <b>1:29.828</b>	
<b>43</b>	<b>John ROBERTS</b>	Van Diemen Comtec 04
1 - 5:09.653	6 - 1:27.925	11 - 1:29.782
2 - 1:34.396	7 - 1:34.362	12 - 1:27.297
3 - 1:32.383	8 - <b>1:26.572</b>	13 - 1:26.737
4 - 1:33.782	9 - 1:26.986	
5 - 1:29.062	10 - 1:27.521	
<b>45</b>	<b>Nigel EDWARDS</b>	Formula Renault
1 - 5:51.662	6 - 1:36.163	11 - 1:35.082
2 - 1:42.551	7 - 1:38.626	
3 - 2:01.933	8 - 1:35.854	
4 - 2:30.044	9 - 1:39.191	
5 - 1:40.959	10 - <b>1:33.863</b>	

Nos 31 & 85 - Please fit Transponder  
Weather / Track : Bright / Wet

# Monoposto Championship - 1800 / 2000

## QUALIFYING 2 - LAP ANALYSIS

(contd.)

<b>48</b>	<b>Mark SCHOFIELD</b>	Vauxhall Lotus
1 - 5:24.082	6 - 1:43.112	11 - 2:00.698P
2 - 1:43.220	7 - 1:40.830	
3 - 1:40.591	8 - 1:43.232	
4 - 2:14.300	9 - 2:27.265	
5 - <b>1:40.066</b>	10 - 1:41.775	
<b>50</b>	<b>Kevin MASON</b>	Reynard 873
1 - 6:01.055		
2 - 1:43.947		
3 - <b>1:40.441</b>		
4 - 1:46.458P		
<b>74</b>	<b>Patrick HUTSON</b>	Swift SC97Z
1 - 5:25.995	6 - 1:41.394	11 - 1:45.033
2 - 1:42.554	7 - <b>1:37.215</b>	
3 - 1:40.247	8 - 1:41.735	
4 - 1:40.898	9 - 1:38.979	
5 - 1:38.592	10 - 2:18.663	
<b>77</b>	<b>Geoff FERN</b>	Van Diemen RF00
1 - 7:31.345	6 - 1:38.529	11 - 1:45.961
2 - 1:40.202	7 - <b>1:37.354</b>	
3 - 1:39.065	8 - 1:37.556	
4 - 1:45.785	9 - 1:38.606	
5 - 1:40.511	10 - 1:39.574	
<b>80</b>	<b>Nick ANSTRUTHER</b>	Vauxhall Junior
1 - 5:55.120	6 - <b>1:47.558</b>	
2 - 2:10.466P	7 - 1:48.468	
3 - 5:21.000	8 - 1:49.453	
4 - 1:52.131	9 - 1:50.918	
5 - 1:51.504		
<b>85</b>	<b>Pete BRAGG</b>	Mygale SJ00
1 - 5:19.951	6 - 1:38.620	11 - 1:40.785
2 - 1:43.432	7 - <b>1:35.984</b>	12 - 1:52.487
3 - 1:47.671P	8 - 1:36.451	
4 - 2:03.728	9 - 1:36.171	
5 - 1:36.759	10 - 1:40.472	
<b>97</b>	<b>Paul YEOMANS</b>	Van Diemen
1 - 6:11.040	6 - <b>1:49.246</b>	
2 - 2:00.104	7 - 1:52.542	
3 - 1:54.991	8 - 1:49.278	
4 - 1:52.246	9 - 2:32.432	
5 - 2:55.828		

Nos 31 & 85 - Please fit Transponder  
Weather / Track : Bright / Wet

# Monoposto Championship - 1800 / 2000

## GRID - RACE 13

ROW 14	1:47.558	80	ANSTRUTHER	1:49.246	97	YEOMANS
ROW 13	1:40.441	50	MASON	1:43.992	23	WOOD
ROW 12	1:39.300	31	DAKIN	1:40.066	48	SCHOFIELD
ROW 11	1:38.889	7	DICKENS	1:39.115	11	WOOD
ROW 10	1:37.215	74	HUTSON	1:37.354	77	FERN
ROW 9	1:35.984	85	BRAGG	1:37.180	15	MOORE
ROW 8	1:33.863	45	EDWARDS	1:34.540	37	BROWN
ROW 7	1:33.594	14	McLAY	1:33.723	6	GILES
ROW 6	1:32.208	16	BENNETT	1:32.217	27	KEAST
ROW 5	1:32.073	35	ARIF	1:32.123	12	GOODMAN
ROW 4	1:28.128	24	HARRISON	1:29.828	39	EVERITT
ROW 3	1:26.868	2	BLOCKLEY	1:28.100	8	PHILLIPS
ROW 2	1:26.572	43	ROBERTS	1:26.833	29	DAWE
ROW 1	1:24.939	1	LEWIS	1:25.499	0	LEWIS
<b>POLE</b>						

Nos 31 & 85 - Please fit Transponder

Weather / Track : Bright / Wet

These results are provisional until the conclusion of any judicial and technical matters.

Donington Park

Circuit Length = 1.9573 miles.

Start: 09:50 End: 10:11

Clerk of Course:	Stewards:	Timekeeper:
------------------	-----------	-------------

# Monoposto Championship - 1800 / 2000

## RACE CLASSIFICATION - RACE 13

POS	NO	CL	DRIVER	NAT	CAR	TIME	LAPS	GAP	MPH	BEST
1	29	20	Robin DAWE		Dallara F397	10:58.992	9		96.06	1:11.880
2	0	20	Chris LEWIS		Van Diemen 97	11:04.537	9	5.545	95.26	1:11.948
3	24	20	Mark HARRISON		Dallara F398	11:10.548	9	11.556	94.40	1:12.918
4	39	20	Alan EVERITT		Ralt RT3	11:18.045	9	19.053	93.36	1:13.809
5	8	20	Francis PHILLIPS		Ralt RT3	11:18.287	9	19.295	93.33	1:12.776
6	16	20	Lee BENNETT		Reynard 883	11:22.461	9	23.469	92.76	1:14.400
7	7	20	Andy DICKENS		Vauxhall Lotus	11:43.105	9	44.113	90.03	1:16.193
8	6	20	Russ GILES		Reynard FVL	11:43.810	9	44.818	89.94	1:15.877
9	14	20	Douglas McLAY		Formula Vauxhall	11:45.234	9	46.242	89.76	1:16.672
10	50	20	Kevin MASON		Reynard 873	11:47.451	9	48.459	89.48	1:15.350
11	27	20	Simon KEAST		Reynard SJ99	11:48.375	9	49.383	89.36	1:16.121
12	35	20	Will ARIF		Vauxhall Lotus	12:18.743	9	1:19.751	85.69	1:19.905
13	31	20	Richard DAKIN		Vauxhall Lotus	11:10.227	8	1 LAP	83.94	1:21.060
14	11	20	Sam WOOD		Vauxhall Lotus	11:12.188	8	1 LAP	83.69	1:20.433
15	85	18	Pete BRAGG		Mygale SJ00	11:17.920	8	1 LAP	82.98	1:22.841
16	77	18	Geoff FERN		Van Diemen RF00	11:19.127	8	1 LAP	82.84	1:23.008
17	74	18	Patrick HUTSON		Swift SC97Z	11:28.785	8	1 LAP	81.67	1:22.889
18	48	20	Mark SCHOFIELD		Vauxhall Lotus	12:04.592	8	1 LAP	77.64	1:21.173
19	23	20	Greg WOOD		Swift FB89	12:09.466	8	1 LAP	77.12	1:27.826
20	97	18	Paul YEOMANS		Van Diemen	12:23.077	8	1 LAP	75.71	1:28.278
21	80	18	Nick ANSTRUTHER		Vauxhall Junior	12:17.780	7	2 LAPS	66.70	1:38.036

### NOT CLASSIFIED

37	20	David BROWN		Vauxhall Lotus	4:10.442	2	D.N.F.	55.82	2:01.036
12	20	Jeremy GOODMAN		Ralt RT3	1:59.692	1	D.N.F.	57.93	
1	20	Jonathan LEWIS		Van Diemen RF99		0	D.N.F.	N/A	
2	20	Jim BLOCKLEY		Ralt RT3/84		0	D.N.F.	N/A	
45	20	Nigel EDWARDS		Formula Renault		0	D.N.F.	N/A	
43	20	John ROBERTS		Van Diemen Comtec 04		0	D.N.F.	N/A	

### FASTEST LAP

29	20	Robin DAWE		Dallara F397	1:11.880	2	98.02mph	157.76kph
85	18	Pete BRAGG		Mygale SJ00	1:22.841	8	85.05mph	136.88kph

Weather / Track : Bright / Dry  
 These results are provisional until the conclusion of any judicial and technical matters.

Donington Park  
 Circuit Length = 1.9573 miles.  
 Start: 15:03 End: 15:38

Clerk of Course:	Stewards:	Timekeeper:
------------------	-----------	-------------

# Monoposto Championship - 1800 / 2000

## LAP CHART - RACE 13

Lap 1			Lap 2			Lap 3			Lap 4			Lap 5		
No	Behind	Laptime	No	Behind	Laptime	No	Behind	Laptime	No	Behind	Laptime	No	Behind	Laptime
29		1:15.145	29		1:11.880	29		1:12.668	29		1:12.235	29		1:12.555
0	0.754	1:15.899	0	0.822	1:11.948	0	2.871	1:14.717	97	1 LAP	1:35.184	0	4.271	1:13.299
24	2.312	1:17.457	24	4.435	1:14.003	24	5.871	1:14.104	0	3.527	1:12.891	23	1 LAP	1:31.031
16	6.421	1:21.566	39	9.634	1:14.877	39	11.318	1:14.352	24	7.266	1:13.630	24	9.554	1:14.843
39	6.637	1:21.782	16	11.019	1:16.478	16	13.929	1:15.578	39	13.377	1:14.294	39	15.458	1:14.636
35	7.464	1:22.609	7	14.604	1:17.600	80	1 LAP	1:42.059	16	17.082	1:15.388	16	18.927	1:14.400
7	8.884	1:24.029	14	15.025	1:16.952	8	19.031	1:15.949	8	20.486	1:13.690	8	21.049	1:13.118
14	9.953	1:25.098	8	15.750	1:15.503	7	20.041	1:18.105	7	24.930	1:17.124	97	1 LAP	1:30.577
6	10.750	1:25.895	6	16.130	1:17.260	14	20.369	1:18.012	6	25.585	1:16.968	6	29.926	1:16.896
27	11.063	1:26.208	35	17.006	1:21.422	6	20.852	1:17.390	14	25.957	1:17.823	7	30.463	1:18.088
8	12.127	1:27.272	27	17.762	1:18.579	27	24.019	1:18.925	27	30.523	1:18.739	14	30.700	1:17.298
31	16.325	1:31.470	50	24.275	1:19.461	35	24.243	1:19.905	35	32.738	1:20.730	27	34.528	1:16.560
50	16.694	1:31.839	31	26.238	1:21.793	50	28.719	1:17.112	50	33.307	1:16.823	50	37.214	1:16.462
85	18.331	1:33.476	85	29.689	1:23.238	37	1 LAP	2:09.406P	31	46.727	1:22.763	35	43.448	1:23.265
77	19.856	1:35.001	77	31.048	1:23.072	31	36.199	1:22.629	80	1 LAP	1:40.420	31	57.534	1:23.362
74	21.182	1:36.327	11	34.267	1:24.549	85	40.249	1:23.228	85	51.130	1:23.116	85	1:02.043	1:23.468
11	21.598	1:36.743	74	35.885	1:26.583	77	41.388	1:23.008	11	51.887	1:20.433	11	1:02.386	1:23.054
23	27.004	1:42.149	48	41.139	1:25.545	11	43.689	1:22.090	77	52.446	1:23.293	77	1:03.343	1:23.452
48	27.474	1:42.619	23	45.443	1:30.319	74	48.673	1:25.456	74	59.682	1:23.244	74	1:10.016	1:22.889
97	30.382	1:45.527	97	52.785	1:34.283	48	49.644	1:21.173	48	59.990	1:22.581	48	1:10.261	1:22.826
12	44.547	1:59.692P				23	1:03.310	1:30.535						
37	45.891	2:01.036												
80	1:01.359	2:16.504												



# Monoposto Championship - 1800 / 2000

## LAP CHART - RACE 13

(contd.)

Lap 6			Lap 7			Lap 8			Lap 9			Lap 10		
No	Behind	Laptime	No	Behind	Laptime	No	Behind	Laptime	No	Behind	Laptime	No	Behind	Laptime
29		1:12.449	29		1:15.404	29		1:13.517	29		1:13.139			
80	2 LAPS	1:39.510	0	2.958	1:13.761	31	1 LAP	1:22.397	0	5.545	1:13.020			
0	4.601	1:12.779	48	1 LAP	1:22.011	11	1 LAP	1:21.893	31	1 LAP	1:21.060			
24	10.023	1:12.918	74	1 LAP	1:24.463	0	5.664	1:16.223	24	11.556	1:14.687			
39	17.595	1:14.586	24	8.819	1:14.200	85	1 LAP	1:24.018	11	1 LAP	1:20.672			
16	21.174	1:14.696	39	16.436	1:14.245	77	1 LAP	1:23.749	85	1 LAP	1:22.841			
8	21.945	1:13.345	8	19.914	1:13.373	24	10.008	1:14.706	39	19.053	1:13.809			
23	1 LAP	1:29.062	16	20.547	1:14.777	74	1 LAP	1:25.213	8	19.295	1:12.776			
6	34.720	1:17.243	80	2 LAPS	1:38.036	39	18.383	1:15.464	77	1 LAP	1:23.665			
7	35.538	1:17.524	6	37.373	1:18.057	8	19.658	1:13.261	16	23.469	1:14.799			
14	35.833	1:17.582	7	37.575	1:17.441	16	21.809	1:14.779	74	1 LAP	1:24.610			
27	38.773	1:16.694	14	38.033	1:17.604	7	41.059	1:17.001	7	44.113	1:16.193			
97	1 LAP	1:31.550	27	40.077	1:16.708	6	42.080	1:18.224	6	44.818	1:15.877			
50	40.695	1:15.930	23	1 LAP	1:29.340	14	42.709	1:18.193	14	46.242	1:16.672			
35	51.992	1:20.993	50	40.641	1:15.350	50	45.805	1:18.681	50	48.459	1:15.793			
31	1:09.838	1:24.753	97	1 LAP	1:28.872	27	46.401	1:19.841	27	49.383	1:16.121			
11	1:12.691	1:22.754	35	1:02.111	1:25.523	80	2 LAPS	1:42.154	48	1 LAP	1:21.722			
85	1:14.129	1:24.535				23	1 LAP	1:29.204	23	1 LAP	1:27.826			
77	1:14.781	1:23.887				48	1 LAP	2:06.115	80	2 LAPS	1:39.097			
						97	1 LAP	1:28.806	35	1:19.751	1:22.118			
						35	1:10.772	1:22.178	97	1 LAP	1:28.278			

Weather / Track : Bright / Dry

Donington Park  
 Circuit Length = 1.9573 miles.  
 Start: 15:03 End: 15:38

# Michelin Porsche Open

## QUALIFYING - RACE 5

POS	NO	CL	DRIVER	NAT	CAR	TIME	LAPS	GAP	MPH
1	5	1	Richard CHAMBERLAIN		Porsche 935	1:10.550	13		99.87
2	16	1	Rupert LEWIN		Porsche 996 GT2R	1:14.519	12	3.969	94.55
3	3	2	Rod CARMAN		Porsche 911 Carrera	1:16.058	13	5.508	92.64
4	4	1	Paul LIVESEY		Porsche 993	1:17.447	15	6.897	90.98
5	24	2	Henry FIRMAN		Porsche 911 GT3 Cup	1:19.475	14	8.925	88.66
6	14	2	Philip TAYSOM		Porsche GT3	1:22.655	14	12.105	85.24
7	40	3	Paul HOWELLS		Porsche 993 Super Cup	1:23.285	13	12.735	84.60
8	47	3	Wayne JACKSON		Porsche 944 Turbo	1:24.171	14	13.621	83.71
9	7	1	John GRIFFITHS		Porsche 935	1:24.662	13	14.112	83.22
10	66	3	Anthony OLIVER		Porsche 964 RS	1:24.860	14	14.310	83.03
11	34	4	James CLARE		Porsche 924S	1:27.167	14	16.617	80.83
12	28	4	Alex EACOCK		Porsche 944	1:27.774	14	17.224	80.27
13	32	3	Tony GREATOREX		Porsche Carrera RS	1:28.850	14	18.300	79.30
14	95	4	Nigel AINGE		Porsche 944	1:29.691	14	19.141	78.56
15	69	4	Tim BEVAN		Porsche 944	1:31.279	7	20.729	77.19
16	99	4	Mark HARRIS		Porsche 944	1:31.289	13	20.739	77.18
17	79	3	John ALLEN		Porsche 993 Super Cup	1:31.521	3	20.971	76.99
18	96	4	Charles WINTERHALDER		Porsche 944	1:32.675	13	22.125	76.03
19	97	4	Frank CORTES		Porsche 944	1:34.550	13	24.000	74.52
20	94	4	Andy BROWN		Porsche 944	1:37.557	13	27.007	72.22
21	6	2	Julian REHOR		Porsche 968 TRS	4:02.722	1	2:52.172	29.03

No. 69 - Please fit Transponder

No 6 - 1 Lap Only - Weather / Track : Cloudy / Damp

These results are provisional until the conclusion of any judicial and technical matters.

Donington Park

Circuit Length = 1.9573 miles.

Start: 11:21 End: 11:41

Clerk of Course:	Stewards:	Timekeeper:
------------------	-----------	-------------

## Michelin Porsche Open QUALIFYING - LAP ANALYSIS

<b>3</b>	<b>Rod CARMAN</b>	Porsche 911 Carrera
1 - 5:46.293	6 - 1:17.349	11 - 1:19.471
2 - 1:24.168	7 - 1:18.736	12 - 1:27.049P
3 - 1:20.291	8 - 1:20.656	13 - 2:45.087
4 - 1:18.641	9 - 1:18.195	
5 - 1:17.695	10 - <b>1:16.058</b>	
<b>4</b>	<b>Paul LIVESEY</b>	Porsche 993
1 - 4:17.727	6 - 1:20.364	11 - 1:20.324
2 - 1:36.298	7 - 1:20.543	12 - 1:18.899
3 - 1:28.900	8 - 1:21.371	13 - 1:19.523
4 - 1:27.101	9 - 1:20.302	14 - 1:19.277
5 - 1:21.317	10 - 1:20.864	15 - <b>1:17.447</b>
<b>5</b>	<b>Richard CHAMBERLAIN</b>	Porsche 935
1 - 4:21.127	6 - 1:13.726	11 - 1:17.537
2 - 1:39.423	7 - 1:12.742	12 - <b>1:10.550</b>
3 - 1:25.223	8 - 1:14.020	13 - 1:26.764P
4 - 1:23.136	9 - 1:15.551	
5 - 1:15.729	10 - 1:11.778	
<b>6</b>	<b>Julian REHOR</b>	Porsche 968 TRS
1 - <b>4:02.722</b>		
<b>7</b>	<b>John GRIFFITHS</b>	Porsche 935
1 - 4:25.933	6 - 1:24.864	11 - 2:53.243
2 - 1:40.373	7 - 1:25.040	12 - 1:26.537
3 - 1:31.064	8 - 1:26.707	13 - 1:26.440
4 - 1:28.255	9 - <b>1:24.662</b>	
5 - 1:25.628	10 - 2:05.586P	
<b>14</b>	<b>Philip TAYSOM</b>	Porsche GT3
1 - 4:00.537	6 - 1:24.222	11 - 1:25.197
2 - 1:44.788	7 - 1:28.636	12 - <b>1:22.655</b>
3 - 1:33.355	8 - 1:24.857	13 - 1:24.782
4 - 1:36.651	9 - 1:27.768	14 - 1:24.227
5 - 1:29.088	10 - 1:26.442	
<b>16</b>	<b>Rupert LEWIN</b>	Porsche 996 GT2R
1 - 4:20.430	6 - 1:21.289	11 - 1:22.753
2 - 1:40.267	7 - 1:16.607	12 - <b>1:14.519</b>
3 - 1:27.497P	8 - 1:19.685	
4 - 5:59.223	9 - 1:26.209	
5 - 1:17.731	10 - 1:15.347	

# Michelin Porsche Open QUALIFYING - LAP ANALYSIS

(contd.)

<b>24</b>	<b>Henry FIRMAN</b>	Porsche 911 GT3 Cup			
1 -	4:09.208	6 -	1:21.469	11 -	2:25.915
2 -	1:42.528	7 -	1:20.671	12 -	1:19.978
3 -	1:31.491	8 -	1:25.329	13 -	<b>1:19.475</b>
4 -	1:31.420	9 -	1:22.142	14 -	1:19.785
5 -	1:23.331	10 -	1:28.248P		
<b>28</b>	<b>Alex EACOCK</b>	Porsche 944			
1 -	4:23.062	6 -	1:29.309	11 -	<b>1:27.774</b>
2 -	1:43.903	7 -	1:30.581	12 -	1:29.997
3 -	1:35.817	8 -	1:29.148	13 -	1:37.684
4 -	1:32.036	9 -	1:33.707	14 -	1:28.080
5 -	1:33.764	10 -	1:29.207		
<b>32</b>	<b>Tony GREATOREX</b>	Porsche Carrera RS			
1 -	4:27.814	6 -	1:30.756	11 -	1:31.257
2 -	1:40.271	7 -	1:32.972	12 -	1:29.757
3 -	1:38.699	8 -	1:29.708	13 -	1:29.910
4 -	1:32.884	9 -	<b>1:28.850</b>	14 -	1:33.477
5 -	1:31.886	10 -	1:29.595		
<b>34</b>	<b>James CLARE</b>	Porsche 924S			
1 -	4:23.797	6 -	1:28.910	11 -	1:35.789
2 -	1:43.601	7 -	1:31.791	12 -	1:29.918
3 -	1:36.106	8 -	1:28.954	13 -	1:34.103
4 -	1:32.121	9 -	1:28.613	14 -	<b>1:27.167</b>
5 -	1:31.638	10 -	1:27.513		
<b>40</b>	<b>Paul HOWELLS</b>	Porsche 993 Super Cup			
1 -	3:57.245	6 -	1:25.075	11 -	1:31.475P
2 -	1:35.759	7 -	<b>1:23.285</b>	12 -	2:55.626
3 -	1:31.440	8 -	1:32.048	13 -	1:30.961
4 -	1:25.523	9 -	1:25.418		
5 -	1:25.959	10 -	1:31.291		
<b>47</b>	<b>Wayne JACKSON</b>	Porsche 944 Turbo			
1 -	4:12.056	6 -	1:25.260	11 -	<b>1:24.171</b>
2 -	1:41.256	7 -	1:28.345	12 -	1:24.918
3 -	1:33.867	8 -	1:25.108	13 -	1:25.716
4 -	1:29.072	9 -	1:25.646	14 -	1:24.254
5 -	1:26.716	10 -	1:25.149		
<b>66</b>	<b>Anthony OLIVER</b>	Porsche 964 RS			
1 -	3:55.623	6 -	1:28.580	11 -	1:28.696
2 -	1:39.562	7 -	1:29.151	12 -	1:26.164
3 -	1:30.124	8 -	1:27.099	13 -	1:27.019
4 -	1:29.135	9 -	1:29.046	14 -	<b>1:24.860</b>
5 -	1:27.469	10 -	1:30.226		

No. 69 - Please fit Transponder  
No 6 - 1 Lap Only - Weather / Track : Cloudy / Damp

Donington Park  
Circuit Length = 1.9573 miles.  
Start: 11:21 End: 11:41

# Michelin Porsche Open QUALIFYING - LAP ANALYSIS

(contd.)


<b>69</b>	<b>Tim BEVAN</b>	Porsche 944
1 - 3:57.829	6 - <b>1:31.279</b>	
2 - 1:41.564	7 - 1:40.564	
3 - 1:37.789		
4 - 1:34.908		
5 - 1:33.822		
<b>79</b>	<b>John ALLEN</b>	Porsche 993 Super Cup
1 - 4:05.668		
2 - 1:42.122		
3 - <b>1:31.521</b>		
<b>94</b>	<b>Andy BROWN</b>	Porsche 944
1 - 4:18.241	6 - 1:39.480	11 - 1:39.577
2 - 1:47.099	7 - 1:38.874	12 - 1:37.567
3 - 1:40.995	8 - 1:39.903	13 - 1:40.097
4 - 1:37.940	9 - 1:41.440	
5 - 1:38.916	10 - <b>1:37.557</b>	
<b>95</b>	<b>Nigel AINGE</b>	Porsche 944
1 - 4:07.107	6 - 1:32.556	11 - 1:33.301
2 - 1:41.786	7 - 1:31.822	12 - 1:30.326
3 - 1:35.781	8 - 1:32.211	13 - 1:31.241
4 - 1:33.668	9 - 1:32.665	14 - <b>1:29.691</b>
5 - 1:33.978	10 - 1:32.757	
<b>96</b>	<b>Charles WINTERHALDER</b>	Porsche 944
1 - 4:16.285	6 - 1:35.035	11 - 1:33.367
2 - 1:46.211	7 - 1:35.525	12 - <b>1:32.675</b>
3 - 1:38.361	8 - 1:36.307	13 - 1:33.110
4 - 1:37.323	9 - 1:35.325	
5 - 1:34.941	10 - 1:34.330	
<b>97</b>	<b>Frank CORTES</b>	Porsche 944
1 - 4:17.261	6 - 1:37.343	11 - <b>1:34.550</b>
2 - 1:46.747	7 - 1:34.795	12 - 1:36.419
3 - 1:41.371	8 - 1:35.675	13 - 1:36.162
4 - 1:40.133	9 - 1:37.689	
5 - 1:38.744	10 - 1:37.736	
<b>99</b>	<b>Mark HARRIS</b>	Porsche 944
1 - 4:02.936	6 - 1:34.614	11 - 1:31.593
2 - 1:45.462	7 - 1:36.612	12 - 1:31.846
3 - 1:41.713	8 - 1:33.112	13 - 1:31.387
4 - 1:35.599	9 - 1:33.133	
5 - 1:34.245	10 - <b>1:31.289</b>	

No. 69 - Please fit Transponder  
No 6 - 1 Lap Only - Weather / Track : Cloudy / Damp

Donington Park  
Circuit Length = 1.9573 miles.  
Start: 11:21 End: 11:41

# Michelin Porsche Open

## GRID - RACE 5

ROW 11	4:02.722 6 REHOR	
ROW 10	1:34.550 97 CORTES	1:37.557 94 BROWN
ROW 9	1:31.521 79 ALLEN	1:32.675 96 WINTERHALDER
ROW 8	1:31.279 69 BEVAN	1:31.289 99 HARRIS
ROW 7	1:28.850 32 GREATOREX	1:29.691 95 AINGE
ROW 6	1:27.167 34 CLARE	1:27.774 28 EACOCK
ROW 5	1:24.662 7 GRIFFITHS	1:24.860 66 OLIVER
ROW 4	1:23.285 40 HOWELLS	1:24.171 47 JACKSON
ROW 3	1:19.475 24 FIRMAN	1:22.655 14 TAYSOM
ROW 2	1:16.058 3 CARMAN	1:17.447 4 LIVESEY
ROW 1	1:10.550 5 CHAMBERLAIN	1:14.519 16 LEWIN
<b>POLE</b>		
		

**No. 69 - Please fit Transponder**

**No 6 - 1 Lap Only**

**- Weather / Track : Cloudy / Damp**

**These results are provisional until the conclusion of any judicial and technical matters.**

Donington Park

Circuit Length = 1.9573 miles.

Start: 11:21 End: 11:41

Clerk of Course:	Stewards:	Timekeeper:
------------------	-----------	-------------

# Michelin Porsche Open

## RACE CLASSIFICATION - RACE 5

POS	NO	CL	DRIVER	NAT	CAR	TIME	LAPS	GAP	MPH	BEST
1	24	2	Henry FIRMAN		Porsche 911 GT3 Cup	15:28.643	9		68.16	1:41.465
2	4	1	Paul LIVESEY		Porsche 993	15:32.225	9	3.582	67.90	1:38.603
3	14	2	Philip TAYSOM		Porsche GT3	16:40.488	9	1:11.845	63.27	1:47.886
4	40	3	Paul HOWELLS		Porsche 993 Super Cup	16:51.356	9	1:22.713	62.59	1:49.091
5	69	4	Tim BEVAN		Porsche 944	17:40.593	9	2:11.950	59.68	1:52.513
6	6	2	Julian REHOR		Porsche 968 TRS	15:45.819	8	1 LAP	59.48	1:54.736
7	79	3	John ALLEN		Porsche 993 Super Cup	15:49.153	8	1 LAP	59.27	1:54.531
8	95	4	Nigel AINGE		Porsche 944	16:03.253	8	1 LAP	58.40	1:55.270
9	94	4	Andy BROWN		Porsche 944	16:19.846	8	1 LAP	57.41	1:57.320
10	97	4	Frank CORTES		Porsche 944	16:30.242	8	1 LAP	56.81	1:59.063
11	34	4	James CLARE		Porsche 924S	16:31.323	8	1 LAP	56.75	1:54.538
12	96	4	Charles WINTERHALDER		Porsche 944	16:32.358	8	1 LAP	56.69	1:58.740
13	32	3	Tony GREATOREX		Porsche Carrera RS	16:39.880	8	1 LAP	56.26	1:55.461
14	99	4	Mark HARRIS		Porsche 944	17:39.115	8	1 LAP	53.11	2:08.081

### NOT CLASSIFIED

28	4	Alex EACOCK		Porsche 944	14:39.434	7	D.N.F.	55.95	2:00.194
3	2	Rod CARMAN		Porsche 911 Carrera	5:02.569	3	D.N.F.	69.49	1:38.312
66	3	Anthony OLIVER		Porsche 964 RS	6:36.705	3	D.N.F.	53.00	2:03.242
5	1	Richard CHAMBERLAIN		Porsche 935	8:27.750	2	D.N.F.	27.53	1:53.774
47	2	Wayne JACKSON		Porsche 944 Turbo	2:05.572	1	D.N.F.	55.22	2:05.572
16	1	Rupert LEWIN		Porsche 996 GT2R		0	D.N.F.	N/A	

### FASTEST LAP

3	2	Rod CARMAN		Porsche 911 Carrera	1:38.312	3	71.67mph	115.34kph
4	1	Paul LIVESEY		Porsche 993	1:38.603	3	71.46mph	115.00kph
40	3	Paul HOWELLS		Porsche 993 Super Cup	1:49.091	8	64.59mph	103.94kph
69	4	Tim BEVAN		Porsche 944	1:52.513	7	62.62mph	100.78kph

Weather / Track : Raining / Wet

These results are provisional until the conclusion of any judicial and technical matters.

Donington Park  
Circuit Length = 1.9573 miles.  
Start: 16:25 End: 16:42

Clerk of Course:	Stewards:	Timekeeper:
------------------	-----------	-------------

# Michelin Porsche Open

## LAP CHART - RACE 5

Lap 1			Lap 2			Lap 3			Lap 4			Lap 5		
No	Behind	Laptime	No	Behind	Laptime	No	Behind	Laptime	No	Behind	Laptime	No	Behind	Laptime
3		1:44.294	3		1:39.963	3		1:38.312	24		1:44.364	24		1:43.638
4	0.979	1:45.273	4	2.335	1:41.319	4	2.626	1:38.603	4	1.211	1:51.382	4	2.534	1:44.961
24	1.755	1:46.049	24	3.399	1:41.607	24	8.433	1:43.346	14	30.145	1:49.760	34	1 LAP	2:15.332
14	13.246	1:57.540	14	21.692	1:48.409	14	33.182	1:49.802	40	47.966	1:52.055	99	1 LAP	2:13.335
40	15.989	2:00.283	40	32.231	1:56.205	40	48.708	1:54.789	69	54.711	1:55.299	14	35.736	1:49.229
66	21.171	2:05.465	69	34.967	1:53.650	69	52.209	1:55.554	6	1:10.252	1:56.734	40	54.232	1:49.904
47	21.278	2:05.572	66	44.450	2:03.242	6	1:06.315	1:58.440	79	1:11.843	1:56.422	69	1:05.390	1:54.317
69	21.280	2:05.574	34	45.382	2:02.803	79	1:08.218	2:00.847	94	1:21.810	1:58.220	6	1:21.474	1:54.860
34	22.542	2:06.836	79	45.683	2:02.299	94	1:16.387	2:03.636	95	1:23.024	1:56.013	79	1:22.915	1:54.710
79	23.347	2:07.641	6	46.187	1:58.554	32	1:18.681	2:01.870	32	1:24.938	1:59.054	95	1:35.030	1:55.644
28	27.577	2:11.871	94	51.063	2:02.245	95	1:19.808	2:02.064	97	1:31.441	2:00.577	94	1:35.492	1:57.320
6	27.596	2:11.890	32	55.123	2:04.070	97	1:23.661	2:04.831	5	2 LAPS	1:53.774	32	1:36.761	1:55.461
94	28.781	2:13.075	95	56.056	2:01.555	96	1:25.517	2:05.217	96	1:34.477	2:01.757			
97	29.866	2:14.160	97	57.142	2:07.239	34	1:29.540	2:22.470	28	1:41.193	2:03.303			
32	31.016	2:15.310	96	58.612	2:05.304	28	1:30.687	2:01.524						
96	33.271	2:17.565	99	1:05.007	2:08.636	5	2 LAPS	6:33.976						
95	34.464	2:18.758	28	1:07.475	2:19.861	66	1:34.136	2:27.998P						
99	36.334	2:20.628				99	1:38.526	2:11.831						




# Michelin Porsche Open LAP CHART - RACE 5

(contd.)

Lap 6			Lap 7			Lap 8			Lap 9			Lap 10		
No	Behind	Laptime	No	Behind	Laptime	No	Behind	Laptime	No	Behind	Laptime	No	Behind	Laptime
24		1:42.095	24		1:43.727	24		1:42.352	24		1:41.465			
4	2.458	1:42.019	4	2.303	1:43.572	6	1 LAP	1:54.736	4	3.582	1:41.875			
97	1 LAP	2:03.784	95	1 LAP	1:57.063	4	3.172	1:43.221	6	1 LAP	1:55.834			
96	1 LAP	2:02.987	32	1 LAP	1:57.184	79	1 LAP	1:56.686	79	1 LAP	1:56.017			
28	1 LAP	2:02.421	94	1 LAP	2:01.904	95	1 LAP	1:56.886	95	1 LAP	1:55.270			
34	1 LAP	1:56.883	97	1 LAP	2:00.245	94	1 LAP	2:02.095	94	1 LAP	2:01.351			
14	43.617	1:49.976	96	1 LAP	1:59.830	97	1 LAP	2:00.343	97	1 LAP	1:59.063			
99	1 LAP	2:10.397	28	1 LAP	2:00.260	96	1 LAP	2:00.958	34	1 LAP	1:54.538			
40	1:02.087	1:49.950	34	1 LAP	1:56.048	32	1 LAP	2:23.786	96	1 LAP	1:58.740			
69	1:18.411	1:55.116	14	50.018	1:50.128	34	1 LAP	1:56.413	32	1 LAP	2:03.145			
6	1:34.150	1:54.771	40	1:08.104	1:49.744	28	1 LAP	2:00.194	14	1:11.845	1:57.758			
79	1:35.351	1:54.531	99	1 LAP	2:10.916	14	55.552	1:47.886	40	1:22.713	1:49.335			
			69	1:27.197	1:52.513	40	1:14.843	1:49.091	99	1 LAP	2:15.291			
						99	1 LAP	2:08.081	69	2:11.950	2:14.269			
						69	1:39.146	1:54.301						

# Michelin Porsche Open

## GRID - RACE 15

ROW 10	16	LEWIN	
ROW 9	5	CHAMBERLAIN	47 JACKSON
ROW 8	3	CARMAN	66 OLIVER
ROW 7	99	HARRIS	28 EACOCK
ROW 6	34	CLARE	96 WINTERHALDER
ROW 5	94	BROWN	97 CORTES
ROW 4	79	ALLEN	95 AINGE
ROW 3	69	BEVAN	6 REHOR
ROW 2	14	TAYSON	40 HOWELLS
ROW 1	24	FIRMAN	4 LIVESEY
<b>POLE</b>			
			

Weather / Track : Cloudy / Wet

These results are provisional until the conclusion of any judicial and technical matters.

Donington Park  
 Circuit Length = 1.9573 miles.  
 Start: 16:25 End: 16:42

Clerk of Course:	Stewards:	Timekeeper:
------------------	-----------	-------------

# Michelin Porsche Open

## RACE CLASSIFICATION - RACE 15

POS	NO	CL	DRIVER	NAT	CAR	TIME	LAPS	GAP	MPH	BEST
1	5	1	Richard CHAMBERLAIN		Porsche 935	25:54.765	21		95.10	1:11.898
2	16	1	Rupert LEWIN		Porsche 996 GT2R	26:20.047	20	1 LAP	89.12	1:14.822
3	4	1	Paul LIVESEY		Porsche 993	26:31.239	20	1 LAP	88.49	1:16.158
4	3	2	Rod CARMAN		Porsche 911 Carrera	26:47.345	20	1 LAP	87.60	1:16.728
5	40	3	Paul HOWELLS		Porsche 993 Super Cup	27:05.176	19	2 LAPS	82.31	1:21.784
6	6	2	Julian REHOR		Porsche 968 TRS	27:06.176	19	2 LAPS	82.25	1:22.585
7	47	3	Wayne JACKSON		Porsche 944 Turbo	27:07.725	19	2 LAPS	82.18	1:22.715
8	66	3	Anthony OLIVER		Porsche 964 RS	27:15.172	19	2 LAPS	81.80	1:23.141
9	24	2	Henry FIRMAN		Porsche 911 GT3 Cup	26:30.256	18	3 LAPS	79.68	1:24.761
10	28	4	Alex EACOCK		Porsche 944	26:51.699	18	3 LAPS	78.62	1:26.854
11	34	4	James CLARE		Porsche 924S	26:57.021	18	3 LAPS	78.36	1:27.467
12	96	4	Charles WINTERHALDER		Porsche 944	25:57.413	17	4 LAPS	76.84	1:28.993
13	69	4	Tim BEVAN		Porsche 944	25:57.883	17	4 LAPS	76.81	1:27.461
14	95	4	Nigel AINGE		Porsche 944	26:00.677	17	4 LAPS	76.68	1:29.184
15	99	4	Mark HARRIS		Porsche 944	26:24.192	17	4 LAPS	75.54	1:30.447
16	97	4	Frank CORTES		Porsche 944	26:37.691	17	4 LAPS	74.90	1:30.150
NOT CLASSIFIED										
14	2		Philip TAYSOM		Porsche GT3	9:29.500	6	D.N.F.	74.04	1:26.899
94	4		Andy BROWN		Porsche 944	10:10.305	6	D.N.F.	69.09	1:37.832
FASTEST LAP										
5	1		Richard CHAMBERLAIN		Porsche 935	1:11.898	4	98.00mph	157.72kph	
3	2		Rod CARMAN		Porsche 911 Carrera	1:16.728	11	91.83mph	147.79kph	
40	3		Paul HOWELLS		Porsche 993 Super Cup	1:21.784	14	86.15mph	138.65kph	
28	4		Alex EACOCK		Porsche 944	1:26.854	13	81.12mph	130.56kph	

Weather / Track : Cloudy / Dry

These results are provisional until the conclusion of any judicial and technical matters.

Donington Park  
Circuit Length = 1.9573 miles.  
Start: 16:14 End: 16:41

Clerk of Course:	Stewards:	Timekeeper:
------------------	-----------	-------------

# Michelin Porsche Open

## LAP CHART - RACE 15

Lap 1			Lap 2			Lap 3			Lap 4			Lap 5		
No	Behind	Laptime	No	Behind	Laptime	No	Behind	Laptime	No	Behind	Laptime	No	Behind	Laptime
24		1:29.836	5		1:16.060	5		1:12.544	5		1:11.898	5		1:12.189
4	1.055	1:30.891	4	4.619	1:23.468	16	7.301	1:14.960	16	10.225	1:14.822	69	1 LAP	1:30.736
3	3.596	1:33.432	24	4.857	1:24.761	4	12.000	1:19.925	4	19.415	1:19.313	97	1 LAP	1:33.523
5	3.844	1:33.680	16	4.885	1:16.733	3	15.588	1:21.889	3	24.895	1:21.205	99	1 LAP	1:33.270
40	7.155	1:36.991	3	6.243	1:22.551	24	17.428	1:25.115	24	30.591	1:25.061	14	1 LAP	1:28.283
6	7.941	1:37.777	40	14.092	1:26.841	40	26.660	1:25.112	40	38.291	1:23.529	16	13.173	1:15.137
16	8.056	1:37.892	6	15.687	1:27.650	6	30.776	1:27.633	6	44.551	1:25.673	94	1 LAP	1:37.832
34	12.145	1:41.981	66	22.385	1:28.127	66	35.887	1:26.046	66	49.742	1:25.753	4	26.878	1:19.652
95	13.523	1:43.359	47	23.068	1:28.480	47	36.720	1:26.196	47	50.390	1:25.568	3	31.946	1:19.240
66	14.162	1:43.998	34	24.339	1:32.098	34	41.887	1:30.092	34	59.992	1:30.003	24	44.239	1:25.837
47	14.492	1:44.328	95	27.472	1:33.853	95	45.363	1:30.435	28	1:03.675	1:29.905	40	49.120	1:23.018
96	15.887	1:45.723	28	27.734	1:31.548	28	45.668	1:30.478	95	1:04.883	1:31.418	6	57.501	1:25.139
28	16.090	1:45.926	96	29.056	1:33.073	96	47.410	1:30.898	96	1:05.899	1:30.387	47	1:03.755	1:25.554
97	17.762	1:47.598	97	32.253	1:34.395	97	54.110	1:34.401				66	1:04.392	1:26.839
94	18.816	1:48.652	99	34.443	1:34.832	99	55.175	1:33.276						
99	19.515	1:49.351	94	37.187	1:38.275	69	56.081	1:30.062						
69	27.277	1:57.113	69	38.563	1:31.190	14	1:01.298	1:28.909						
14	35.908	2:05.744	14	44.933	1:28.929	94	1:03.857	1:39.214						

# Michelin Porsche Open LAP CHART - RACE 15

(contd.)

Lap 6			Lap 7			Lap 8			Lap 9			Lap 10		
No	Behind	Laptime	No	Behind	Laptime	No	Behind	Laptime	No	Behind	Laptime	No	Behind	Laptime
5		1:14.136	5		1:12.423	5		1:13.861	5		1:13.748	5		1:13.475
34	1 LAP	1:29.031	47	1 LAP	1:25.064	94	2 LAPS	1:47.980P	40	1 LAP	1:24.934	99	2 LAPS	1:32.843
28	1 LAP	1:28.228	66	1 LAP	1:25.094	6	1 LAP	1:25.252	24	1 LAP	1:29.573	69	2 LAPS	1:28.639
95	1 LAP	1:30.710	34	1 LAP	1:28.625	47	1 LAP	1:24.995	6	1 LAP	1:25.420	97	2 LAPS	1:32.856
96	1 LAP	1:30.420	28	1 LAP	1:27.298	66	1 LAP	1:25.220	47	1 LAP	1:25.408	40	1 LAP	1:23.345
16	16.513	1:17.476	16	21.228	1:17.138	16	23.370	1:16.003	16	25.926	1:16.304	16	29.893	1:17.442
69	1 LAP	1:28.833	95	1 LAP	1:31.107	34	1 LAP	1:30.523	66	1 LAP	1:25.451	24	1 LAP	1:30.223
14	1 LAP	1:30.736	96	1 LAP	1:30.831	28	1 LAP	1:29.237	4	48.676	1:17.404	6	1 LAP	1:26.091
97	1 LAP	1:33.859	14	1 LAP	1:26.899	95	1 LAP	1:30.631	3	49.471	1:17.060	47	1 LAP	1:24.327
99	1 LAP	1:33.551	4	40.196	1:19.774	4	45.020	1:18.685	34	1 LAP	1:30.052	66	1 LAP	1:23.980
4	32.845	1:20.103	3	41.498	1:17.892	3	46.159	1:18.522	28	1 LAP	1:29.924	4	52.092	1:16.891
3	36.029	1:18.219	99	1 LAP	1:32.433	96	1 LAP	1:32.255	95	1 LAP	1:31.310	3	53.248	1:17.252
94	1 LAP	1:38.352	97	1 LAP	1:34.975	99	1 LAP	1:31.665	96	1 LAP	1:29.715	34	1 LAP	1:29.061
24	56.006	1:25.903	69	1 LAP	1:49.061	97	1 LAP	1:33.745				28	1 LAP	1:29.080
40	57.851	1:22.867	40	1:10.765	1:25.337	69	1 LAP	1:28.556						
6	1:08.514	1:25.149	24	1:12.796	1:29.213									

# Michelin Porsche Open

## LAP CHART - RACE 15

(contd.)

Lap 11			Lap 12			Lap 13			Lap 14			Lap 15		
No	Behind	Laptime	No	Behind	Laptime	No	Behind	Laptime	No	Behind	Laptime	No	Behind	Laptime
5		1:13.308	5		1:14.370	5		1:12.055	5		1:12.726	5		1:12.339
95	2 LAPS	1:31.258	28	2 LAPS	1:27.954	28	2 LAPS	1:27.713	97	3 LAPS	1:36.161	6	2 LAPS	1:24.108
96	2 LAPS	1:31.282	34	2 LAPS	1:28.673	34	2 LAPS	1:27.541	24	2 LAPS	1:27.899	47	2 LAPS	1:23.565
69	2 LAPS	1:27.752	95	2 LAPS	1:30.434	95	2 LAPS	1:29.975	28	2 LAPS	1:27.567	99	3 LAPS	1:33.400
99	2 LAPS	1:32.308	96	2 LAPS	1:30.242	96	2 LAPS	1:29.962	34	2 LAPS	1:27.839	66	2 LAPS	1:23.141
40	1 LAP	1:22.611	40	1 LAP	1:23.334	40	1 LAP	1:22.042	16	56.264	1:19.416	24	2 LAPS	1:29.014
97	2 LAPS	1:32.332	69	2 LAPS	1:29.253	16	49.574	1:19.881	40	1 LAP	1:23.678	97	3 LAPS	1:33.003
16	35.438	1:18.853	16	41.748	1:20.680	69	2 LAPS	1:28.729	95	2 LAPS	1:31.322	28	2 LAPS	1:26.854
24	1 LAP	1:27.236	99	2 LAPS	1:31.243	99	2 LAPS	1:30.659	96	2 LAPS	1:31.670	34	2 LAPS	1:27.467
6	1 LAP	1:27.102	97	2 LAPS	1:35.155	4	1:04.111	1:17.777	4	1:08.503	1:17.118	16	1:02.004	1:18.079
47	1 LAP	1:23.969	6	1 LAP	1:23.448	3	1:06.858	1:19.570	69	2 LAPS	1:27.535	40	1 LAP	1:21.784
66	1 LAP	1:24.239	47	1 LAP	1:25.445	6	1 LAP	1:26.488	3	1:11.970	1:17.838	4	1:12.322	1:16.158
4	55.657	1:16.873	4	58.389	1:17.102	47	1 LAP	1:24.978						
3	56.668	1:16.728	66	1 LAP	1:25.619	66	1 LAP	1:25.915						
			3	59.343	1:17.045									
			24	1 LAP	1:29.899									

# Michelin Porsche Open

## LAP CHART - RACE 15

(contd.)

Lap 16			Lap 17			Lap 18			Lap 19			Lap 20		
No	Behind	Laptime	No	Behind	Laptime	No	Behind	Laptime	No	Behind	Laptime	No	Behind	Laptime
5		1:12.782	5		1:12.107	5		1:12.818	5		1:11.982	5		1:12.589
95	3 LAPS	1:30.153	4	1 LAP	1:16.483	16	1 LAP	1:20.634	97	4 LAPS	1:30.150	99	4 LAPS	1:30.690
96	3 LAPS	1:30.380	40	2 LAPS	1:23.789	4	1 LAP	1:17.147	16	1 LAP	1:19.904	24	3 LAPS	1:30.351
3	1 LAP	1:19.947	3	1 LAP	1:20.476	28	3 LAPS	1:28.030	4	1 LAP	1:19.946	16	1 LAP	1:18.763
69	3 LAPS	1:27.461	96	3 LAPS	1:29.974	34	3 LAPS	1:29.621	28	3 LAPS	1:27.736	4	1 LAP	1:21.076
6	2 LAPS	1:23.268	95	3 LAPS	1:31.790	40	2 LAPS	1:23.636	40	2 LAPS	1:22.918	97	4 LAPS	1:31.864
47	2 LAPS	1:22.769	6	2 LAPS	1:22.919	3	1 LAP	1:20.088	34	3 LAPS	1:28.987	3	1 LAP	1:22.784
66	2 LAPS	1:24.151	47	2 LAPS	1:23.097	6	2 LAPS	1:23.576	3	1 LAP	1:20.819	28	3 LAPS	1:28.116
99	3 LAPS	1:30.447	69	3 LAPS	1:28.933	47	2 LAPS	1:24.141	6	2 LAPS	1:22.585	40	2 LAPS	1:28.959
24	2 LAPS	1:28.959	66	2 LAPS	1:23.554	96	3 LAPS	1:31.087	47	2 LAPS	1:23.402	34	3 LAPS	1:28.763
97	3 LAPS	1:31.798	99	3 LAPS	1:31.007	95	3 LAPS	1:31.037	66	2 LAPS	1:25.965	6	2 LAPS	1:23.127
28	2 LAPS	1:27.364	24	2 LAPS	1:28.673	66	2 LAPS	1:23.431	96	3 LAPS	1:30.521	47	2 LAPS	1:23.724
16	1:07.672	1:18.450	97	3 LAPS	1:31.612	69	3 LAPS	1:28.003	69	3 LAPS	1:28.367	66	2 LAPS	1:23.817
34	2 LAPS	1:28.155				99	3 LAPS	1:30.707	95	3 LAPS	1:32.701			
						24	2 LAPS	1:29.344						

# Michelin Porsche Open

## LAP CHART - RACE 15

(contd.)

Lap 21			Lap 22			Lap 23			Lap 24			Lap 25		
No	Behind	Laptime	No	Behind	Laptime	No	Behind	Laptime	No	Behind	Laptime	No	Behind	Laptime
5		1:13.675												
96	4 LAPS	1:28.993												
69	4 LAPS	1:27.660												
95	4 LAPS	1:29.184												
16	1 LAP	1:21.480												
99	4 LAPS	1:32.510												
24	3 LAPS	1:33.359												
4	1 LAP	1:25.453												
97	4 LAPS	1:30.264												
3	1 LAP	1:24.788												
28	3 LAPS	1:28.741												
34	3 LAPS	1:28.509												
40	2 LAPS	1:40.451												
6	2 LAPS	1:23.771												
47	2 LAPS	1:22.715												
66	2 LAPS	1:24.832												



# Lodge Sports Porsche 924 Championship

## QUALIFYING - RACE 6

POS	NO	CL	DRIVER	NAT	CAR	TIME	LAPS	GAP	MPH
1	43		Steve CHEETHAM		Porsche 924	1:29.371	11		78.84
2	3		Ryan HOOKER		Porsche 924	1:29.838	10	0.467	78.43
3	46		Phil HATSWELL		Porsche 924	1:31.736	10	2.365	76.81
4	47		Chris MILNE		Porsche 924	1:31.740	10	2.369	76.80
5	60		Alastair KIRKHAM		Porsche 924	1:31.895	10	2.524	76.67
6	10		Richard MOWBRAY		Porsche 924	1:32.268	10	2.897	76.36
7	11		Paul McERLEAN		Porsche 924	1:32.347	10	2.976	76.30
8	2		Alistair REED		Porsche 924	1:32.774	10	3.403	75.95
9	9		Martin TODD		Porsche 924	1:32.975	6	3.604	75.78
10	91		David FRANKLAND		Porsche 924	1:33.026	10	3.655	75.74
11	6		Will DISDALE		Porsche 924	1:33.526	10	4.155	75.34
12	27		John GOODRIDGE		Porsche 924	1:33.602	10	4.231	75.27
13	15		Lee MacNAMARA		Porsche 924	1:34.976	10	5.605	74.19
14	22		Dan SHEFFIELD		Porsche 924	1:35.702	10	6.331	73.62
15	13		Pete STAPLIN		Porsche 924	1:46.159	9	16.788	66.37

Weather / Track : Cloudy / Damp

These results are provisional until the conclusion of any judicial and technical matters.

Donington Park

Circuit Length = 1.9573 miles.

Start: 12:06 End: 12:22

Clerk of Course:	Stewards:	Timekeeper:
------------------	-----------	-------------

## Lodge Sports Porsche 924 Championship QUALIFYING - LAP ANALYSIS

<b>2</b>	<b>Alistair REED</b>	Porsche 924
1 -	3:07.679	6 - 1:33.739
2 -	1:40.258	7 - 1:33.743
3 -	1:36.331	8 - 1:34.293
4 -	1:33.677	9 - 1:36.753
5 -	1:33.125	10 - <b>1:32.774</b>
<b>3</b>	<b>Ryan HOOKER</b>	Porsche 924
1 -	3:22.982	6 - 1:50.921
2 -	1:36.709	7 - <b>1:29.838</b>
3 -	1:35.409	8 - 1:29.938
4 -	1:30.153	9 - 1:39.978
5 -	1:38.493	10 - 1:30.035
<b>6</b>	<b>Will DISDALE</b>	Porsche 924
1 -	3:06.284	6 - 1:36.114
2 -	1:43.527	7 - <b>1:33.526</b>
3 -	1:37.954	8 - 1:33.877
4 -	1:35.083	9 - 1:41.954
5 -	1:37.196	10 - 1:34.485
<b>9</b>	<b>Martin TODD</b>	Porsche 924
1 -	3:15.911	6 - <b>1:32.975</b>
2 -	1:41.292	
3 -	1:34.216	
4 -	1:33.343	
5 -	1:33.030	
<b>10</b>	<b>Richard MOWBRAY</b>	Porsche 924
1 -	3:14.145	6 - 1:32.785
2 -	1:39.617	7 - 1:32.311
3 -	1:35.001	8 - 1:34.098
4 -	1:40.264	9 - 1:33.704
5 -	<b>1:32.268</b>	10 - 1:33.047
<b>11</b>	<b>Paul McERLEAN</b>	Porsche 924
1 -	3:11.061	6 - 1:33.789
2 -	1:39.658	7 - 1:40.226
3 -	1:35.296	8 - 1:32.704
4 -	1:32.972	9 - 1:32.861
5 -	1:32.506	10 - <b>1:32.347</b>
<b>13</b>	<b>Pete STAPLIN</b>	Porsche 924
1 -	3:10.525	6 - 1:48.332
2 -	1:53.863	7 - 1:51.250
3 -	1:46.859	8 - 1:49.003
4 -	1:47.409	9 - <b>1:46.159</b>
5 -	1:46.804	

# Lodge Sports Porsche 924 Championship

## QUALIFYING - LAP ANALYSIS

(contd.)

<b>15</b>	<b>Lee MacNAMARA</b>	Porsche 924	
1 -	3:18.067	6 - 1:36.509	
2 -	1:44.058	7 - 1:35.797	
3 -	1:37.711	8 - 1:35.260	
4 -	1:44.437	9 - <b>1:34.976</b>	
5 -	1:36.830	10 - 1:37.266	
<b>22</b>	<b>Dan SHEFFIELD</b>	Porsche 924	
1 -	3:14.707	6 - 1:36.905	
2 -	1:41.978	7 - 1:37.872	
3 -	1:39.442	8 - <b>1:35.702</b>	
4 -	1:37.560	9 - 1:36.198	
5 -	1:36.794	10 - 1:35.928	
<b>27</b>	<b>John GOODRIDGE</b>	Porsche 924	
1 -	3:22.929	6 - 1:35.737	
2 -	1:39.372	7 - 1:36.655	
3 -	1:34.025	8 - 1:36.326	
4 -	<b>1:33.602</b>	9 - 1:35.288	
5 -	1:33.909	10 - 1:34.029	
<b>43</b>	<b>Steve CHEETHAM</b>	Porsche 924	
1 -	3:10.507	6 - 1:30.680	11 - 1:30.020
2 -	1:38.087	7 - 1:29.685	
3 -	1:34.122	8 - 1:30.430	
4 -	1:30.886	9 - 1:30.307	
5 -	1:30.346	10 - <b>1:29.371</b>	
<b>46</b>	<b>Phil HATSWELL</b>	Porsche 924	
1 -	3:07.095	6 - 1:33.520	
2 -	1:44.785	7 - 1:32.303	
3 -	1:34.944	8 - 1:32.327	
4 -	1:34.135	9 - 1:34.803	
5 -	1:35.179	10 - <b>1:31.736</b>	
<b>47</b>	<b>Chris MILNE</b>	Porsche 924	
1 -	3:05.487	6 - 1:32.905	
2 -	1:41.926	7 - 1:32.363	
3 -	1:36.052	8 - 1:35.506	
4 -	1:32.919	9 - 1:37.333	
5 -	1:32.784	10 - <b>1:31.740</b>	
<b>60</b>	<b>Alastair KIRKHAM</b>	Porsche 924	
1 -	3:23.825	6 - 1:34.345	
2 -	1:48.126	7 - 1:33.250	
3 -	1:40.484	8 - 1:33.592	
4 -	1:37.590	9 - 1:33.206	
5 -	1:36.143	10 - <b>1:31.895</b>	

# Lodge Sports Porsche 924 Championship QUALIFYING - LAP ANALYSIS

(contd.)

<b>91</b>	<b>David FRANKLAND</b>	Porsche 924
1 - 3:26.579	6 - 1:33.186	
2 - 1:38.162	7 - 1:33.570	
3 - 1:34.526	8 - 1:33.538	
4 - 1:33.934	9 - 1:33.419	
5 - <b>1:33.026</b>	10 - 1:34.355	

# Lodge Sports Porsche 924 Championship

## GRID - RACE 6

ROW 8	1:46.159 13 STAPLIN	
ROW 7	1:34.976 15 MacNAMARA	1:35.702 22 SHEFFIELD
ROW 6	1:33.526 6 DISDALE	1:33.602 27 GOODRIDGE
ROW 5	1:32.975 9 TODD	1:33.026 91 FRANKLAND
ROW 4	1:32.347 11 McERLEAN	1:32.774 2 REED
ROW 3	1:31.895 60 KIRKHAM	1:32.268 10 MOWBRAY
ROW 2	1:31.736 46 HATSWELL	1:31.740 47 MILNE
ROW 1	1:29.371 43 CHEETHAM	1:29.838 3 HOOKER
	<b>POLE</b>	

Weather / Track : Cloudy / Damp

These results are provisional until the conclusion of any judicial and technical matters.

Donington Park  
Circuit Length = 1.9573 miles.  
Start: 12:06 End: 12:22

Clerk of Course:	Stewards:	Timekeeper:
------------------	-----------	-------------

# Lodge Sports Porsche 924 Championship

## RACE CLASSIFICATION - RACE 6

POS	NO	CL	DRIVER	NAT	CAR	TIME	LAPS	GAP	MPH	BEST
1	3		Ryan HOOKER		Porsche 924	11:25.175	6		61.54	1:51.196
2	47		Chris MILNE		Porsche 924	11:38.834	6	13.659	60.33	1:54.536
3	43		Steve CHEETHAM		Porsche 924	11:50.214	6	25.039	59.37	1:53.665
4	10		Richard MOWBRAY		Porsche 924	12:05.714	6	40.539	58.10	1:59.401
5	27		John GOODRIDGE		Porsche 924	12:11.921	6	46.746	57.61	1:55.932
6	6		Will DISDALE		Porsche 924	12:18.098	6	52.923	57.12	1:56.427
7	9		Martin TODD		Porsche 924	12:42.991	6	1:17.816	55.26	2:03.675
8	2		Alistair REED		Porsche 924	12:43.634	6	1:18.459	55.21	2:04.898
9	46		Phil HATSWELL		Porsche 924	12:54.965	6	1:29.790	54.41	2:02.221
NOT CLASSIFIED										
11			Paul McERLEAN		Porsche 924	8:25.755	4	D.N.F.	55.50	2:01.597
22			Dan SHEFFIELD		Porsche 924	6:19.849	3	D.N.F.	55.35	2:03.016
91			David FRANKLAND		Porsche 924	6:21.375	3	D.N.F.	55.13	2:05.398
60			Alastair KIRKHAM		Porsche 924	4:01.024	2	D.N.F.	58.00	1:57.173
13			Pete STAPLIN		Porsche 924	2:38.461	1	D.N.F.	43.76	
FASTEST LAP										
3			Ryan HOOKER		Porsche 924	1:51.196	2	63.36mph		101.98kph

Weather / Track : Raining / Wet

These results are provisional until the conclusion of any judicial and technical matters.

Donington Park  
Circuit Length = 1.9573 miles.  
Start: 17:20 End: 17:33

Clerk of Course:	Stewards:	Timekeeper:
------------------	-----------	-------------

# Lodge Sports Porsche 924 Championship

## LAP CHART - RACE 6

Lap 1			Lap 2			Lap 3			Lap 4			Lap 5		
No	Behind	Laptime	No	Behind	Laptime	No	Behind	Laptime	No	Behind	Laptime	No	Behind	Laptime
3		1:56.997	3		1:51.196	3		1:52.102	3		1:54.321	3		1:54.707
43	2.496	1:59.493	43	4.965	1:53.665	47	9.643	1:54.694	47	13.018	1:57.696	47	13.310	1:54.999
47	3.711	2:00.708	47	7.051	1:54.536	43	15.688	2:02.825	43	19.772	1:58.405	43	24.034	1:58.969
10	6.567	2:03.564	60	12.831	1:57.173	10	22.861	2:00.058	10	31.593	2:03.053	10	36.990	2:00.104
60	6.854	2:03.851	10	14.905	1:59.534	9	38.908	2:03.675	27	44.310	1:58.846	27	45.535	1:55.932
11	8.842	2:05.839	9	27.335	2:05.733	22	39.554	2:03.016	6	45.106	1:57.869	6	46.826	1:56.427
9	12.798	2:09.795	91	27.784	2:05.793	27	39.785	2:02.776	11	51.139	2:01.597	9	1:06.520	2:08.604
91	13.187	2:10.184	22	28.640	2:04.789	91	41.080	2:05.398	9	52.623	2:08.036	2	1:07.230	2:07.098
22	15.047	2:12.044	27	29.111	2:04.044	6	41.558	2:02.470	2	54.839	2:05.784	46	1:23.421	2:03.771
2	16.163	2:13.160	2	30.580	2:05.613	2	43.376	2:04.898	46	1:14.357	2:03.466			
27	16.263	2:13.260	6	31.190	2:04.529	11	43.863	2:02.156						
6	17.857	2:14.854	11	33.809	2:16.163	46	1:05.212	2:04.840						
13	41.464	2:38.461P	46	52.474	2:02.958									
46	40.712	2:37.709												

# Lodge Sports Porsche 924 Championship LAP CHART - RACE 6

(contd.)

Lap 6			Lap 7			Lap 8			Lap 9			Lap 10		
No	Behind	Laptime	No	Behind	Laptime	No	Behind	Laptime	No	Behind	Laptime	No	Behind	Laptime
3		1:55.852												
47	13.659	1:56.201												
43	25.039	1:56.857												
10	40.539	1:59.401												
27	46.746	1:57.063												
6	52.923	2:01.949												
9	1:17.816	2:07.148												
2	1:18.459	2:07.081												
46	1:29.790	2:02.221												



# Mini Miglia Championship

## QUALIFYING - RACE 12

POS	NO	CL	DRIVER	NAT	CAR	TIME	LAPS	GAP	MPH
1	1		Peter BALDWIN		Mini Miglia	1:34.708	9		74.40
2	0		Tim SIMS		Mini Miglia	1:36.866	8	2.158	72.74
3	75		Paul BROWN		Mini Miglia	1:37.247	10	2.539	72.45
4	32		Ralph SANDERS		Mini Miglia	1:37.404	10	2.696	72.34
5	7		Ian GUNN		Mini Miglia	1:38.981	7	4.273	71.18
6	22		Mark SIMS		Mini Miglia	1:39.137	8	4.429	71.07
7	3		Bill SOLLIS		Mini Miglia	1:39.142	10	4.434	71.07
8	2		Kelly ROGERS		Mini Miglia	1:39.172	10	4.464	71.05
9	83		Colin PEACOCK		Mini Miglia	1:40.409	10	5.701	70.17
10	8		Sarah MUNNS		Mini Miglia	1:41.792	9	7.084	69.22
11	17		Phil ANNING		Mini Miglia	1:42.077	9	7.369	69.02
12	26		Mark CHANDLER		Mini Miglia	1:42.152	2	7.444	68.97
13	14		Michael JACKSON		Mini Miglia	1:43.955	9	9.247	67.78
14	40		Phil RUDGE		Mini Miglia	1:44.511	9	9.803	67.42
15	72		Andy HARRISON		Mini Miglia	1:45.960	9	11.252	66.49
16	13		Phil HARVEY		Mini Miglia	1:46.229	9	11.521	66.33
17	43		Neil MacKAY		Mini Miglia	1:48.946	8	14.238	64.67
18	6		Dave KIMBERLEY		Mini Miglia	1:50.940	5	16.232	63.51
19	15		Gordon POCOCK		Mini Miglia	1:51.678	6	16.970	63.09
20	11		Jonathan LLOYD		Mini Miglia	1:53.652	3	18.944	61.99

**No. 6 - Please fit Transponder**  
**Weather / Track : Bright / Wet**

**These results are provisional until the conclusion of any judicial and technical matters.**

Donington Park  
 Circuit Length = 1.9573 miles.  
 Start: 09:28 End: 09:44

Clerk of Course:	Stewards:	Timekeeper:
------------------	-----------	-------------

# Mini Miglia Championship

## QUALIFYING - LAP ANALYSIS

<b>0</b>	<b>Tim SIMS</b>	Mini Miglia
1 -	6:04.210	6 - <b>1:36.866</b>
2 -	1:46.740	7 - 2:02.321
3 -	1:45.254	8 - 2:18.929P
4 -	1:44.741	
5 -	1:40.530	
<b>1</b>	<b>Peter BALDWIN</b>	Mini Miglia
1 -	6:02.148	6 - 1:35.754
2 -	1:44.245	7 - <b>1:34.708</b>
3 -	1:41.390	8 - 1:37.120
4 -	1:40.326	9 - 2:01.395P
5 -	1:37.687	
<b>2</b>	<b>Kelly ROGERS</b>	Mini Miglia
1 -	5:58.729	6 - <b>1:39.172</b>
2 -	1:44.758	7 - 1:39.581
3 -	1:42.974	8 - 1:40.979
4 -	1:42.520	9 - 1:42.095
5 -	1:40.477	10 - 1:41.383
<b>3</b>	<b>Bill SOLLIS</b>	Mini Miglia
1 -	5:48.485	6 - 1:39.479
2 -	1:47.545	7 - 1:39.270
3 -	1:41.395	8 - <b>1:39.142</b>
4 -	1:40.344	9 - 1:41.725
5 -	1:40.733	10 - 1:41.672
<b>6</b>	<b>Dave KIMBERLEY</b>	Mini Miglia
1 -	5:44.362	
2 -	1:57.530	
3 -	1:52.850	
4 -	<b>1:50.940</b>	
5 -	1:58.386P	
<b>7</b>	<b>Ian GUNN</b>	Mini Miglia
1 -	5:48.129	6 - <b>1:38.981</b>
2 -	1:51.378	7 - 1:39.190
3 -	1:44.755	
4 -	1:43.341	
5 -	1:41.118	
<b>8</b>	<b>Sarah MUNNS</b>	Mini Miglia
1 -	5:57.745	6 - 1:57.328
2 -	1:54.878	7 - <b>1:41.792</b>
3 -	1:46.925	8 - 1:50.268
4 -	1:46.307	9 - 1:43.917
5 -	1:42.335	

# Mini Miglia Championship QUALIFYING - LAP ANALYSIS

(contd.)

<b>11</b>	<b>Jonathan LLOYD</b>	Mini Miglia
1 - 5:42.237 2 - 2:00.186 3 - <b>1:53.652</b>		
<b>13</b>	<b>Phil HARVEY</b>	Mini Miglia
1 - 5:36.392    6 - <b>1:46.229</b> 2 - 1:55.692    7 - 1:47.481 3 - 1:51.104    8 - 1:52.247 4 - 1:50.469    9 - 1:47.327 5 - 1:49.759		
<b>14</b>	<b>Michael JACKSON</b>	Mini Miglia
1 - 5:41.087    6 - <b>1:43.955</b> 2 - 1:57.746    7 - 1:56.890 3 - 1:51.798    8 - 1:49.840 4 - 1:45.085    9 - 1:45.659 5 - 1:45.613		
<b>15</b>	<b>Gordon POCOCK</b>	Mini Miglia
1 - 5:47.541    6 - 1:58.916P 2 - 2:03.073 3 - 2:00.725 4 - 1:55.218 5 - <b>1:51.678</b>		
<b>17</b>	<b>Phil ANNING</b>	Mini Miglia
1 - 5:55.173    6 - 1:43.401 2 - 1:55.468    7 - <b>1:42.077</b> 3 - 1:49.489    8 - 2:16.374 4 - 1:47.712    9 - 2:02.898 5 - 1:44.315		
<b>22</b>	<b>Mark SIMS</b>	Mini Miglia
1 - 6:00.201    6 - <b>1:39.137</b> 2 - 1:43.709    7 - 1:39.985 3 - 1:42.957    8 - 1:57.874P 4 - 1:42.194 5 - 1:40.584		
<b>26</b>	<b>Mark CHANDLER</b>	Mini Miglia
1 - 5:48.739 2 - <b>1:42.152</b>		

# Mini Miglia Championship


## QUALIFYING - LAP ANALYSIS

(contd.)

<b>32</b>	<b>Ralph SANDERS</b>	Mini Miglia
1 - 6:00.910	6 - <b>1:37.404</b>	
2 - 1:47.079	7 - 1:38.966	
3 - 1:47.134	8 - 1:40.585	
4 - 1:43.275	9 - 1:40.439	
5 - 1:40.815	10 - 1:43.645	
<b>40</b>	<b>Phil RUDGE</b>	Mini Miglia
1 - 5:56.998	6 - 1:45.440	
2 - 1:54.724	7 - <b>1:44.511</b>	
3 - 1:46.636	8 - 2:00.437	
4 - 1:48.258	9 - 1:55.928	
5 - 1:47.532		
<b>43</b>	<b>Neil MacKAY</b>	Mini Miglia
1 - 6:07.332	6 - <b>1:48.946</b>	
2 - 1:58.798	7 - 1:49.919	
3 - 1:54.165	8 - 2:28.466P	
4 - 1:52.220		
5 - 1:49.840		
<b>72</b>	<b>Andy HARRISON</b>	Mini Miglia
1 - 5:52.909	6 - 1:48.326	
2 - 1:53.041	7 - 1:46.415	
3 - 1:49.784	8 - 1:51.819	
4 - 1:48.335	9 - <b>1:45.960</b>	
5 - 1:47.841		
<b>75</b>	<b>Paul BROWN</b>	Mini Miglia
1 - 5:53.270	6 - 1:39.404	
2 - 1:47.303	7 - <b>1:37.247</b>	
3 - 1:40.440	8 - 1:39.327	
4 - 1:39.948	9 - 1:54.859	
5 - 1:44.318	10 - 2:11.628P	
<b>83</b>	<b>Colin PEACOCK</b>	Mini Miglia
1 - 5:50.771	6 - <b>1:40.409</b>	
2 - 1:49.562	7 - 1:40.733	
3 - 1:44.270	8 - 1:41.373	
4 - 1:42.079	9 - 1:42.854	
5 - 1:40.724	10 - 1:41.532	

# Mini Miglia Championship

## GRID - RACE 12

ROW 10	1:51.678 15   POCOCK	1:53.652 11   LLOYD
ROW 9	1:48.946 43   MacKAY	1:50.940 6   KIMBERLEY
ROW 8	1:45.960 72   HARRISON	1:46.229 13   HARVEY
ROW 7	1:43.955 14   JACKSON	1:44.511 40   RUDGE
ROW 6	1:42.077 17   ANNING	1:42.152 26   CHANDLER
ROW 5	1:40.409 83   PEACOCK	1:41.792 8   MUNNS
ROW 4	1:39.142 3   SOLLIS	1:39.172 2   ROGERS
ROW 3	1:38.981 7   GUNN	1:39.137 22   SIMS
ROW 2	1:37.247 75   BROWN	1:37.404 32   SANDERS
ROW 1	1:34.708 1   BALDWIN	1:36.866 0   SIMS
<b>POLE</b>		
		

**No. 6 - Please fit Transponder**  
**Weather / Track : Bright / Wet**

**These results are provisional until the conclusion of any judicial and technical matters.**

Donington Park  
 Circuit Length = 1.9573 miles.  
 Start: 09:28 End: 09:44

Clerk of Course:	Stewards:	Timekeeper:
------------------	-----------	-------------

# Mini Miglia Championship

## RACE CLASSIFICATION - RACE 12

POS	NO	CL	DRIVER	NAT	CAR	TIME	LAPS	GAP	MPH	BEST
1	2		<b>Kelly ROGERS</b>		Mini Miglia	21:01.483	15		83.69	1:22.780
2	0		<b>Tim SIMS</b>		Mini Miglia	21:02.009	15	0.526	83.66	1:22.667
3	83		<b>Colin PEACOCK</b>		Mini Miglia	21:23.517	15	22.034	82.26	1:24.388
4	22		<b>Mark SIMS</b>		Mini Miglia	21:29.897	15	28.414	81.85	1:24.135
5	32		<b>Ralph SANDERS</b>		Mini Miglia	21:38.882	15	37.399	81.28	1:24.642
6	8		<b>Sarah MUNNS</b>		Mini Miglia	21:39.038	15	37.555	81.27	1:25.036
7	75		<b>Paul BROWN</b>		Mini Miglia	21:40.966	15	39.483	81.15	1:25.281
8	40		<b>Phil RUDGE</b>		Mini Miglia	23:11.132	15	2:09.649	75.89	1:27.683
9	15		<b>Gordon POCOCK</b>		Mini Miglia	21:06.607	14	1 LAP	77.79	1:28.399
10	6		<b>Dave KIMBERLEY</b>		Mini Miglia	21:57.626	14	1 LAP	74.78	1:25.445
11	43		<b>Neil MacKAY</b>		Mini Miglia	22:11.671	14	1 LAP	73.99	1:32.584

### NOT CLASSIFIED

14			<b>Michael JACKSON</b>		Mini Miglia	20:15.668	14	D.N.F.	81.05	1:24.893
17			<b>Phil ANNING</b>		Mini Miglia	14:25.712	10	D.N.F.	81.26	1:24.859
72			<b>Andy HARRISON</b>		Mini Miglia	12:06.422	8	D.N.F.	77.44	1:28.343
13			<b>Phil HARVEY</b>		Mini Miglia	6:28.640	4	D.N.F.	72.23	1:30.784
3			<b>Bill SOLLIS</b>		Mini Miglia	5:20.076	3	D.N.F.	65.69	1:30.477
7			<b>Ian GUNN</b>		Mini Miglia	5:22.326	3	D.N.F.	65.23	1:30.381
26			<b>Mark CHANDLER</b>		Mini Miglia	3:16.542	2	D.N.F.	71.13	1:31.683
1			<b>Peter BALDWIN</b>		Mini Miglia	1:54.598	1	D.N.F.	60.51	

### FASTEST LAP

0			<b>Tim SIMS</b>		Mini Miglia	1:22.667	15	85.23mph	137.17kph	
---	--	--	-----------------	--	-------------	----------	----	----------	-----------	--

Weather / Track : Bright / Dry

These results are provisional until the conclusion of any judicial and technical matters.

Donington Park  
Circuit Length = 1.9573 miles.  
Start: 14:23 End: 14:47

Clerk of Course:	Stewards:	Timekeeper:
------------------	-----------	-------------

# Mini Miglia Championship

## LAP CHART - RACE 12

Lap 1			Lap 2			Lap 3			Lap 4			Lap 5		
No	Behind	Laptime	No	Behind	Laptime	No	Behind	Laptime	No	Behind	Laptime	No	Behind	Laptime
0		1:28.853	0		1:24.821	0		1:24.579	0		1:24.022	0		1:24.444
2	0.917	1:29.770	2	0.564	1:24.468	2	0.181	1:24.196	2	0.371	1:24.212	2	0.143	1:24.216
32	1.409	1:30.262	32	3.135	1:26.547	32	5.688	1:27.132	32	8.093	1:26.427	83	8.670	1:24.715
7	1.528	1:30.381	83	4.533	1:26.524	17	5.818	1:25.498	17	8.104	1:26.308	17	9.156	1:25.496
3	1.624	1:30.477	17	4.899	1:25.697	83	6.075	1:26.121	83	8.399	1:26.346	32	9.659	1:26.010
83	2.830	1:31.683	8	7.431	1:27.556	8	9.535	1:26.683	8	11.088	1:25.575	22	11.839	1:24.352
26	2.830	1:31.683	14	10.140	1:27.503	22	11.390	1:24.905	22	11.931	1:24.563	8	12.329	1:25.685
17	4.023	1:32.876	7	10.341	1:33.634	14	11.728	1:26.167	14	12.896	1:25.190	75	14.625	1:25.359
8	4.696	1:33.549	3	10.535	1:33.732	75	12.392	1:25.584	75	13.710	1:25.340	14	15.065	1:26.613
14	7.458	1:36.311	22	11.064	1:28.122	6	14.822	1:27.441	6	16.786	1:25.986	6	18.069	1:25.727
22	7.763	1:36.616	75	11.387	1:28.085	72	21.703	1:30.652	72	27.556	1:29.875	72	33.125	1:30.013
75	8.123	1:36.976	6	11.960	1:28.112	13	23.840	1:30.784	15	30.732	1:30.108	40	35.450	1:28.191
6	8.669	1:37.522	72	15.630	1:29.898	15	24.646	1:30.523	40	31.703	1:28.254	15	37.361	1:31.073
72	10.553	1:39.406	13	17.635	1:31.427	40	27.471	1:30.019	13	46.365	1:46.547P	43	1:04.188	1:34.452
13	11.029	1:39.882	15	18.702	1:31.829	43	43.588	1:36.063	43	54.180	1:34.614			
15	11.694	1:40.547	26	22.868	1:44.859P	3	1:01.823	2:15.867P						
40	17.334	1:46.187	40	22.031	1:29.518	7	1:04.073	2:18.311P						
43	19.617	1:48.470	43	32.104	1:37.308									
1	25.745	1:54.598P												

# Mini Miglia Championship

## LAP CHART - RACE 12

(contd.)

Lap 6			Lap 7			Lap 8			Lap 9			Lap 10		
No	Behind	Laptime	No	Behind	Laptime	No	Behind	Laptime	No	Behind	Laptime	No	Behind	Laptime
2		1:24.403	2		1:23.981	2		1:23.686	2		1:23.731	2		1:23.021
0	0.181	1:24.727	0	0.097	1:23.897	43	1 LAP	1:33.765	0	0.388	1:23.916	0	0.551	1:23.184
83	9.213	1:25.089	83	9.620	1:24.388	0	0.203	1:23.792	43	1 LAP	1:32.809	83	14.011	1:25.118
17	9.469	1:24.859	22	11.633	1:24.135	83	10.858	1:24.924	83	11.914	1:24.787	22	19.668	1:26.212
32	9.755	1:24.642	32	11.912	1:26.138	32	13.949	1:25.723	22	16.477	1:26.143	43	1 LAP	1:33.648
22	11.479	1:24.186	17	12.030	1:26.542	22	14.065	1:26.118	17	16.880	1:26.331	32	19.844	1:25.819
8	12.819	1:25.036	8	13.984	1:25.146	17	14.280	1:25.936	32	17.046	1:26.828	17	20.028	1:26.169
75	16.414	1:26.335	75	18.474	1:26.041	8	16.046	1:25.748	8	17.828	1:25.513	8	20.916	1:26.109
14	16.660	1:26.141	14	18.730	1:26.051	75	20.968	1:26.180	75	23.517	1:26.280	75	26.641	1:26.145
72	38.399	1:29.820	72	42.761	1:28.343	14	21.222	1:26.178	14	23.802	1:26.311	14	27.210	1:26.429
40	39.031	1:28.127	40	43.942	1:28.892	72	47.490	1:28.415	40	52.497	1:28.289	40	57.793	1:28.317
15	42.788	1:29.973	15	48.537	1:29.730	40	47.939	1:27.683	15	59.334	1:29.378	15	1:05.113	1:28.800
43	1:13.945	1:34.303	6	1:16.023	1:25.942	15	53.687	1:28.836	6	1:20.618	1:26.267			
6	1:14.062	2:20.539				6	1:18.082	1:25.745						



# Mini Miglia Championship

## LAP CHART - RACE 12

(contd.)

Lap 11			Lap 12			Lap 13			Lap 14			Lap 15		
No	Behind	Laptime	No	Behind	Laptime	No	Behind	Laptime	No	Behind	Laptime	No	Behind	Laptime
2		1:22.956	2		1:23.682	2		1:23.304	2		1:23.077	2		1:22.780
0	0.464	1:22.869	0	0.180	1:23.398	0	0.490	1:23.614	0	0.639	1:23.226	0	0.526	1:22.667
6	1 LAP	1:26.790	6	1 LAP	1:25.614	6	1 LAP	1:25.445	83	19.376	1:24.472	15	1 LAP	1:29.439
83	15.764	1:24.709	83	16.688	1:24.606	83	17.981	1:24.597	6	1 LAP	1:42.107	83	22.034	1:25.438
22	21.967	1:25.255	22	23.219	1:24.934	22	24.621	1:24.706	22	26.341	1:24.797	22	28.414	1:24.853
32	24.052	1:27.164	32	26.525	1:26.155	32	29.593	1:26.372	32	32.570	1:26.054	32	37.399	1:27.609
8	24.420	1:26.460	8	26.706	1:25.968	8	30.016	1:26.614	8	33.037	1:26.098	8	37.555	1:27.298
75	29.278	1:25.593	75	31.438	1:25.842	75	34.522	1:26.388	75	36.726	1:25.281	75	39.483	1:25.537
14	30.660	1:26.406	14	31.871	1:24.893	14	34.899	1:26.332	14	36.965	1:25.143	6	1 LAP	1:54.389
43	1 LAP	1:34.094	43	1 LAP	1:32.675	43	1 LAP	1:32.584	43	1 LAP	1:33.024	43	1 LAP	1:33.862
40	1:03.690	1:28.853	40	1:09.061	1:29.053	40	1:15.177	1:29.420	40	1:21.960	1:29.860	40	2:09.649	2:10.469P
15	1:10.985	1:28.828	15	1:15.702	1:28.399	15	1:21.542	1:29.144						

# Mini Se7en Championship

## QUALIFYING - RACE 16

POS	NO	CL	DRIVER	NAT	CAR	TIME	LAPS	GAP	MPH
1	21		James HALL		Mini Se7en	1:39.850	10		70.56
2	20		Joe TANDY		Mini Se7en	1:40.426	10	0.576	70.16
3	4		Max HUNTER		Mini Se7en	1:40.439	10	0.589	70.15
4	48		Lewis SELBY		Mini Se7en	1:40.746	8	0.896	69.94
5	5		Paul THOMPSON		Mini Se7en	1:41.030	10	1.180	69.74
6	37		Gareth HUNT		Mini Se7en	1:41.242	10	1.392	69.59
7	41		Peter BONAS		Mini Se7en	1:41.455	10	1.605	69.45
8	84		Ian DEVINY		Mini Se7en	1:41.686	10	1.836	69.29
9	51		Nick TANDY		Mini Se7en	1:41.883	8	2.033	69.16
10	36		Damon ASTIN		Mini Se7en	1:42.226	10	2.376	68.92
11	25		Dick HUNTER		Mini Se7en	1:42.386	9	2.536	68.82
12	13		Graham EDWARDS		Mini Se7en	1:42.467	10	2.617	68.76
13	6		Dave BANWELL		Mini Se7en	1:42.471	10	2.621	68.76
14	3		Geoff LETTS		Mini Se7en	1:43.388	10	3.538	68.15
15	18		Paul CLARK		Mini Se7en	1:43.636	9	3.786	67.99
16	95		Alan LETTS		Mini Se7en	1:44.205	10	4.355	67.61
17	23		Philip DALI		Mini Se7en	1:44.752	9	4.902	67.26
18	15		Steven BAKER		Mini Se7en	1:44.963	10	5.113	67.13
19	35		Paul SPARK		Mini Se7en	1:45.116	10	5.266	67.03
20	82		Andrew RUTHVEN		Mini Se7en	1:45.199	9	5.349	66.98
21	46		James HAYMAN		Mini Se7en	1:45.364	8	5.514	66.87
22	57		Philip GILLIBRAND		Mini Se7en	1:45.932	7	6.082	66.51
23	19		Graeme DAVIS		Mini Se7en	1:45.976	9	6.126	66.48
24	8		Kane ASTIN		Mini Se7en	1:47.165	6	7.315	65.75
25	30		Alex MYALL		Mini Se7en	1:47.538	9	7.688	65.52
26	38		Steven HUNTER		Mini Se7en	1:47.962	5	8.112	65.26
27	60		Malcolm KEAT		Mini Se7en	1:48.900	9	9.050	64.70
28	33		Geoff TAYLOR		Mini Se7en	1:53.451	9	13.601	62.10

Weather / Track : Bright / Wet  
 These results are provisional until the conclusion of any judicial and technical matters.

Donington Park  
 Circuit Length = 1.9573 miles.  
 Start: 10:17 End: 10:34

Clerk of Course:	Stewards:	Timekeeper:
------------------	-----------	-------------

## Mini Se7en Championship QUALIFYING - LAP ANALYSIS

<b>3</b>	<b>Geoff LETTS</b>	Mini Se7en
1 -	5:35.792	6 - 1:44.392
2 -	1:51.627	7 - <b>1:43.388</b>
3 -	1:48.125	8 - 1:43.926
4 -	1:47.373	9 - 1:44.346
5 -	1:45.236	10 - 1:47.584
<b>4</b>	<b>Max HUNTER</b>	Mini Se7en
1 -	5:19.854	6 - <b>1:40.439</b>
2 -	1:50.811	7 - 1:48.036
3 -	1:42.993	8 - 1:40.845
4 -	1:42.472	9 - 1:48.340
5 -	1:41.240	10 - 1:47.583
<b>5</b>	<b>Paul THOMPSON</b>	Mini Se7en
1 -	5:16.318	6 - 1:42.425
2 -	1:48.824	7 - 1:45.992
3 -	1:42.568	8 - <b>1:41.030</b>
4 -	1:43.176	9 - 1:48.947
5 -	1:42.139	10 - 1:52.685P
<b>6</b>	<b>Dave BANWELL</b>	Mini Se7en
1 -	5:39.553	6 - 1:50.134
2 -	1:50.941	7 - 1:48.958
3 -	1:45.459	8 - 1:42.816
4 -	1:44.534	9 - <b>1:42.471</b>
5 -	1:44.571	10 - 1:57.269P
<b>8</b>	<b>Kane ASTIN</b>	Mini Se7en
1 -	7:41.608	6 - <b>1:47.165</b>
2 -	1:52.446	
3 -	1:49.990	
4 -	1:48.073	
5 -	1:47.684	
<b>13</b>	<b>Graham EDWARDS</b>	Mini Se7en
1 -	5:30.160	6 - 1:43.358
2 -	1:54.068	7 - <b>1:42.467</b>
3 -	1:50.532	8 - 1:42.927
4 -	1:46.389	9 - 1:46.274
5 -	1:46.040	10 - 2:02.624
<b>15</b>	<b>Steven BAKER</b>	Mini Se7en
1 -	5:14.193	6 - 1:46.415
2 -	1:58.858	7 - 1:48.133
3 -	1:47.813	8 - <b>1:44.963</b>
4 -	1:47.626	9 - 1:46.147
5 -	1:47.071	10 - 1:45.760

# Mini Se7en Championship QUALIFYING - LAP ANALYSIS

(contd.)

<b>18</b>	<b>Paul CLARK</b>	Mini Se7en
1 -	5:46.100	6 - 1:47.329
2 -	2:04.451	7 - 1:43.725
3 -	1:45.725	8 - 1:46.555
4 -	1:46.065	9 - 1:47.521
5 -	<b>1:43.636</b>	
<b>19</b>	<b>Graeme DAVIS</b>	Mini Se7en
1 -	5:44.544	6 - 1:46.968
2 -	1:52.028	7 - <b>1:45.976</b>
3 -	1:50.675	8 - 1:49.523
4 -	1:48.577	9 - 1:47.764
5 -	1:47.415	
<b>20</b>	<b>Joe TANDY</b>	Mini Se7en
1 -	5:41.343	6 - <b>1:40.426</b>
2 -	1:43.773	7 - 1:53.943
3 -	1:41.829	8 - 1:42.819
4 -	1:41.591	9 - 1:40.866
5 -	1:40.636	10 - 1:45.710
<b>21</b>	<b>James HALL</b>	Mini Se7en
1 -	5:06.428	6 - 1:41.209
2 -	1:44.819	7 - 1:40.982
3 -	1:41.872	8 - <b>1:39.850</b>
4 -	2:01.018P	9 - 1:45.470
5 -	1:51.514	10 - 1:43.097
<b>23</b>	<b>Philip DALI</b>	Mini Se7en
1 -	5:29.529	6 - 1:47.394
2 -	2:03.602	7 - <b>1:44.752</b>
3 -	1:52.227	8 - 1:46.337
4 -	1:50.101	9 - 1:46.433
5 -	1:48.794	
<b>25</b>	<b>Dick HUNTER</b>	Mini Se7en
1 -	5:23.320	6 - 1:42.609
2 -	1:50.075	7 - 1:48.470P
3 -	1:44.429	8 - 2:57.524
4 -	1:43.286	9 - 1:50.059P
5 -	<b>1:42.386</b>	
<b>30</b>	<b>Alex MYALL</b>	Mini Se7en
1 -	5:15.753	6 - 1:48.200
2 -	2:06.158P	7 - <b>1:47.538</b>
3 -	2:44.351	8 - 1:48.886
4 -	1:51.213	9 - 1:48.757
5 -	1:48.137	

# Mini Se7en Championship QUALIFYING - LAP ANALYSIS

(contd.)

<b>33</b>	<b>Geoff TAYLOR</b>	Mini Se7en
1 -	5:13.343	6 - 1:53.575
2 -	2:04.449	7 - 1:53.911
3 -	2:00.059	8 - 2:03.674
4 -	<b>1:53.451</b>	9 - 1:55.253
5 -	1:54.812	
<b>35</b>	<b>Paul SPARK</b>	Mini Se7en
1 -	5:24.274	6 - 1:47.133
2 -	1:53.162	7 - 1:46.621
3 -	1:49.520	8 - 1:46.006
4 -	1:47.087	9 - <b>1:45.116</b>
5 -	1:46.319	10 - 1:48.180
<b>36</b>	<b>Damon ASTIN</b>	Mini Se7en
1 -	5:41.064	6 - 1:47.077
2 -	1:52.147	7 - 1:42.634
3 -	1:45.609	8 - <b>1:42.226</b>
4 -	1:46.774	9 - 1:44.925
5 -	1:43.840	10 - 2:02.376P
<b>37</b>	<b>Gareth HUNT</b>	Mini Se7en
1 -	5:06.007	6 - 1:41.906
2 -	1:49.297	7 - 1:41.710
3 -	1:43.839	8 - 1:41.726
4 -	1:54.251	9 - <b>1:41.242</b>
5 -	1:42.829	10 - 1:43.877
<b>38</b>	<b>Steven HUNTER</b>	Mini Se7en
1 -	5:18.931	
2 -	1:59.111	
3 -	1:50.100	
4 -	<b>1:47.962</b>	
5 -	1:54.965P	
<b>41</b>	<b>Peter BONAS</b>	Mini Se7en
1 -	5:15.029	6 - 1:43.147
2 -	1:53.034	7 - 1:42.166
3 -	1:46.765	8 - <b>1:41.455</b>
4 -	1:44.829	9 - 1:55.018
5 -	1:44.756	10 - 1:44.108
<b>46</b>	<b>James HAYMAN</b>	Mini Se7en
1 -	5:40.005	6 - 1:45.468
2 -	1:52.308	7 - 1:46.004
3 -	1:50.786	8 - 1:52.897P
4 -	1:46.412	
5 -	<b>1:45.364</b>	

# Mini Se7en Championship QUALIFYING - LAP ANALYSIS

(contd.)


<b>48</b>	<b>Lewis SELBY</b>	Mini Se7en
1 -	5:07.916	6 - 1:41.482
2 -	1:44.235	7 - 1:49.467
3 -	1:41.470	8 - <b>1:40.746</b>
4 -	1:51.519	
5 -	5:12.922	
<b>51</b>	<b>Nick TANDY</b>	Mini Se7en
1 -	5:52.715	6 - 1:42.127
2 -	1:45.809	7 - <b>1:41.883</b>
3 -	1:43.154	8 - 1:44.986
4 -	1:45.230P	
5 -	4:30.344	
<b>57</b>	<b>Philip GILLIBRAND</b>	Mini Se7en
1 -	5:23.330	6 - <b>1:45.932</b>
2 -	1:55.245	7 - 1:46.151
3 -	1:48.377	
4 -	1:46.434	
5 -	1:46.159	
<b>60</b>	<b>Malcolm KEAT</b>	Mini Se7en
1 -	5:25.794	6 - 1:50.953
2 -	1:53.618	7 - 1:50.652
3 -	1:51.546	8 - 1:54.501
4 -	1:49.013	9 - 1:53.593
5 -	<b>1:48.900</b>	
<b>82</b>	<b>Andrew RUTHVEN</b>	Mini Se7en
1 -	5:30.866	6 - 1:46.613
2 -	1:55.860	7 - 1:45.578
3 -	1:51.079	8 - <b>1:45.199</b>
4 -	1:50.063	9 - 1:47.511
5 -	1:47.409	
<b>84</b>	<b>Ian DEVINY</b>	Mini Se7en
1 -	5:05.378	6 - 1:51.717
2 -	1:49.501	7 - 1:42.213
3 -	1:45.185	8 - <b>1:41.686</b>
4 -	1:44.604	9 - 1:50.051
5 -	1:45.504	10 - 1:45.794
<b>95</b>	<b>Alan LETTS</b>	Mini Se7en
1 -	5:21.092	6 - 1:46.127
2 -	1:54.773	7 - 1:45.625
3 -	1:48.116	8 - 1:44.904
4 -	1:47.526	9 - 1:45.165
5 -	1:46.175	10 - <b>1:44.205</b>

# Mini Se7en Championship

## GRID - RACE 16

ROW 14	1:48.900	1:53.451
	60 KEAT	33 TAYLOR
ROW 13	1:47.538	1:47.962
	30 MYALL	38 HUNTER
ROW 12	1:45.976	1:47.165
	19 DAVIS	8 ASTIN
ROW 11	1:45.364	1:45.932
	46 HAYMAN	57 GILLIBRAND
ROW 10	1:45.116	1:45.199
	35 SPARK	82 RUTHVEN
ROW 9	1:44.752	1:44.963
	23 DALI	15 BAKER
ROW 8	1:43.636	1:44.205
	18 CLARK	95 LETTS
ROW 7	1:42.471	1:43.388
	6 BANWELL	3 LETTS
ROW 6	1:42.386	1:42.467
	25 HUNTER	13 EDWARDS
ROW 5	1:41.883	1:42.226
	51 TANDY	36 ASTIN
ROW 4	1:41.455	1:41.686
	41 BONAS	84 DEVINY
ROW 3	1:41.030	1:41.242
	5 THOMPSON	37 HUNT
ROW 2	1:40.439	1:40.746
	4 HUNTER	48 SELBY
ROW 1	1:39.850	1:40.426
	21 HALL	20 TANDY

POLE



Weather / Track : Bright / Wet  
 These results are provisional until the conclusion of any judicial and technical matters.

Donington Park  
 Circuit Length = 1.9573 miles.  
 Start: 10:17 End: 10:34


Clerk of Course:	Stewards:	Timekeeper:
------------------	-----------	-------------

# Mini Se7en Championship

## GRID - RACE 16 - AMENDED

ROW 14	1:53.451 33 TAYLOR	18 CLARK
ROW 13	1:47.962 38 HUNTER	1:48.900 60 KEAT
ROW 12	1:47.165 8 ASTIN	1:47.538 30 MYALL
ROW 11	1:45.932 57 GILLIBRAND	1:45.976 19 DAVIS
ROW 10	1:45.199 82 RUTHVEN	1:45.364 46 HAYMAN
ROW 9	1:44.963 15 BAKER	1:45.116 35 SPARK
ROW 8	1:44.205 95 LETTS	1:44.752 23 DALI
ROW 7	1:42.471 6 BANWELL	1:43.388 3 LETTS
ROW 6	1:42.386 25 HUNTER	1:42.467 13 EDWARDS
ROW 5	1:41.883 51 TANDY	1:42.226 36 ASTIN
ROW 4	1:41.455 41 BONAS	1:41.686 84 DEVINY
ROW 3	1:41.030 5 THOMPSON	1:41.242 37 HUNT
ROW 2	1:40.439 4 HUNTER	1:40.746 48 SELBY
ROW 1	1:39.850 21 HALL	1:40.426 20 TANDY

POLE



No. 18 - Times Disallowed - ref TR 5.7.1.8

Weather / Track : Bright / Wet

These results are provisional until the conclusion of any judicial and technical matters.

Donington Park

Circuit Length = 1.9573 miles.

Clerk of Course:

Stewards:

Timekeeper:



# Mini Se7en Championship

## RACE CLASSIFICATION - RACE 16

POS	NO	CL	DRIVER	NAT	CAR	TIME	LAPS	GAP	MPH	BEST
1	21		James HALL		Mini Se7en	20:21.146	13		74.92	1:31.958
2	5		Paul THOMPSON		Mini Se7en	20:25.619	13	4.473	74.64	1:32.180
3	4		Max HUNTER		Mini Se7en	20:25.624	13	4.478	74.64	1:32.765
4	6		Dave BANWELL		Mini Se7en	20:31.330	13	10.184	74.30	1:33.012
5	3		Geoff LETTS		Mini Se7en	20:31.533	13	10.387	74.29	1:33.317
6	46		James HAYMAN		Mini Se7en	20:36.129	13	14.983	74.01	1:32.852
7	13		Graham EDWARDS		Mini Se7en	20:39.833	13	18.687	73.79	1:33.850
8	51		Nick TANDY		Mini Se7en	20:40.491	13	19.345	73.75	1:33.704
9	95		Alan LETTS		Mini Se7en	20:41.268	13	20.122	73.70	1:33.730
10	41		Peter BONAS		Mini Se7en	20:45.823	13	24.677	73.43	1:34.039
11	25		Dick HUNTER		Mini Se7en	20:46.573	13	25.427	73.39	1:32.769
12	19		Graeme DAVIS		Mini Se7en	20:46.635	13	25.489	73.39	1:33.294
13	84		Ian DEVINY		Mini Se7en	20:46.865	13	25.719	73.37	1:32.957
14	37		Gareth HUNT		Mini Se7en	20:49.677	13	28.531	73.21	1:33.885
15	30		Alex MYALL		Mini Se7en	21:13.032	13	51.886	71.86	1:35.091
16	82		Andrew RUTHVEN		Mini Se7en	21:19.452	13	58.306	71.50	1:35.030
17	23		Philip DALI		Mini Se7en	21:19.895	13	58.749	71.48	1:36.300
18	57		Philip GILLIBRAND		Mini Se7en	21:23.031	13	1:01.885	71.30	1:36.564
19	38		Steven HUNTER		Mini Se7en	21:26.300	13	1:05.154	71.12	1:36.506
20	60		Malcolm KEAT		Mini Se7en	20:44.285	12	1 LAP	67.86	1:40.471
21	33		Geoff TAYLOR		Mini Se7en	20:22.701	11	2 LAPS	63.30	1:48.678
22	35		Paul SPARK		Mini Se7en	21:49.353	11	2 LAPS	59.11	1:35.664

### NOT CLASSIFIED

20	Joe TANDY	Mini Se7en	11:01.128	7	D.N.F.	74.43	1:32.888
36	Damon ASTIN	Mini Se7en	8:41.712	5	D.N.F.	67.31	1:35.508
18	Paul CLARK	Mini Se7en	6:41.132	4	D.N.F.	69.98	1:34.618
48	Lewis SELBY	Mini Se7en	4:44.167	3	D.N.F.	73.99	1:32.772

### FASTEST LAP

21	James HALL	Mini Se7en	1:31.958	5	76.62mph	123.31kph
----	------------	------------	----------	---	----------	-----------

Weather / Track : Bright / Dry

These results are provisional until the conclusion of any judicial and technical matters.

Donington Park  
Circuit Length = 1.9573 miles.  
Start: 16:53 End: 17:15

Clerk of Course:	Stewards:	Timekeeper:
------------------	-----------	-------------

# Mini Se7en Championship

## RACE CLASSIFICATION - RACE 16 - AMENDED

POS	NO	CL	DRIVER	NAT	CAR	TIME	LAPS	GAP	MPH	BEST
1	21		James HALL		Mini Se7en	20:21.146	13		74.92	1:31.958
2	5		Paul THOMPSON		Mini Se7en	20:25.619	13	4.473	74.64	1:32.180
3	4		Max HUNTER		Mini Se7en	20:25.624	13	4.478	74.64	1:32.765
4	6		Dave BANWELL		Mini Se7en	20:31.330	13	10.184	74.30	1:33.012
5	3		Geoff LETTS		Mini Se7en	20:31.533	13	10.387	74.29	1:33.317
6	46		James HAYMAN		Mini Se7en	20:36.129	13	14.983	74.01	1:32.852
7	13		Graham EDWARDS		Mini Se7en	20:39.833	13	18.687	73.79	1:33.850
8	95		Alan LETTS		Mini Se7en	20:41.268	13	20.122	73.70	1:33.730
9	41		Peter BONAS		Mini Se7en	20:45.823	13	24.677	73.43	1:34.039
10	25		Dick HUNTER		Mini Se7en	20:46.573	13	25.427	73.39	1:32.769
11	19		Graeme DAVIS		Mini Se7en	20:46.635	13	25.489	73.39	1:33.294
12	84		Ian DEVINY		Mini Se7en	20:46.865	13	25.719	73.37	1:32.957
13	37		Gareth HUNT		Mini Se7en	20:49.677	13	28.531	73.21	1:33.885
14	30		Alex MYALL		Mini Se7en	21:13.032	13	51.886	71.86	1:35.091
15	82		Andrew RUTHVEN		Mini Se7en	21:19.452	13	58.306	71.50	1:35.030
16	23		Philip DALI		Mini Se7en	21:19.895	13	58.749	71.48	1:36.300
17	57		Philip GILLIBRAND		Mini Se7en	21:23.031	13	1:01.885	71.30	1:36.564
18	38		Steven HUNTER		Mini Se7en	21:26.300	13	1:05.154	71.12	1:36.506
19	60		Malcolm KEAT		Mini Se7en	20:44.285	12	1 LAP	67.86	1:40.471
20	33		Geoff TAYLOR		Mini Se7en	20:22.701	11	2 LAPS	63.30	1:48.678
21	35		Paul SPARK		Mini Se7en	21:49.353	11	2 LAPS	59.11	1:35.664

### NOT CLASSIFIED

20	Joe TANDY	Mini Se7en	11:01.128	7	D.N.F.	74.43	1:32.888
36	Damon ASTIN	Mini Se7en	8:41.712	5	D.N.F.	67.31	1:35.508
18	Paul CLARK	Mini Se7en	6:41.132	4	D.N.F.	69.98	1:34.618
48	Lewis SELBY	Mini Se7en	4:44.167	3	D.N.F.	73.99	1:32.772

### FASTEST LAP

21	James HALL	Mini Se7en	1:31.958	5	76.62mph	123.31kph
----	------------	------------	----------	---	----------	-----------

No. 51 - Excluded ref C.5.4.5  
 No. 20 - Fined £250 ref C.5.4.6

- Weather / Track : Bright / Wet

Donington Park  
 Circuit Length = 1.9573 miles.  
 Start: 16:53 End: 17:15

These results are provisional until the conclusion of any judicial and technical matters.

Clerk of Course:	Stewards:	Timekeeper:
------------------	-----------	-------------

# Mini Se7en Championship

## LAP CHART - RACE 16

Lap 1			Lap 2			Lap 3			Lap 4			Lap 5		
No	Behind	Laptime	No	Behind	Laptime	No	Behind	Laptime	No	Behind	Laptime	No	Behind	Laptime
20		1:37.617	48		1:32.772	20		1:32.888	20		1:33.777	5		1:32.180
48	0.133	1:37.750	20	0.424	1:33.329	48	0.333	1:33.645	5	1.659	1:32.671	20	0.172	1:34.011
4	1.380	1:38.997	5	2.573	1:33.668	5	2.765	1:33.504	21	2.945	1:32.601	21	1.064	1:31.958
5	1.810	1:39.427	4	3.345	1:34.870	21	4.121	1:32.861	4	4.714	1:33.577	4	3.880	1:33.005
21	4.463	1:42.080	21	4.572	1:33.014	4	4.914	1:34.881	6	7.814	1:33.012	3	7.617	1:33.415
84	4.591	1:42.208	3	6.697	1:34.255	3	6.702	1:33.317	3	8.041	1:35.116	6	7.929	1:33.954
51	5.062	1:42.679	41	7.540	1:35.346	6	8.579	1:34.169	46	9.843	1:33.441	46	9.192	1:33.188
41	5.099	1:42.716	51	7.723	1:35.566	41	8.766	1:34.538	41	10.160	1:35.171	41	10.360	1:34.039
37	5.177	1:42.794	6	7.722	1:35.003	37	9.163	1:34.497	37	10.367	1:34.981	51	10.567	1:33.704
3	5.347	1:42.964	37	7.978	1:35.706	18	9.826	1:34.691	51	10.702	1:33.835	37	10.722	1:34.194
6	5.624	1:43.241	18	8.447	1:34.618	46	10.179	1:34.757	13	11.981	1:34.263	13	12.208	1:34.066
46	6.171	1:43.788	46	8.734	1:35.468	51	10.644	1:36.233	84	12.007	1:34.775	95	12.632	1:33.942
18	6.734	1:44.351	84	8.831	1:37.145	84	11.009	1:35.490	95	12.529	1:34.811	25	14.847	1:32.821
13	6.907	1:44.524	13	10.031	1:36.029	95	11.495	1:34.165	25	15.865	1:34.168	84	15.495	1:37.327
95	7.345	1:44.962	95	10.642	1:36.202	13	11.495	1:34.776	19	17.265	1:35.817	19	16.720	1:33.294
82	7.663	1:45.280	82	11.613	1:36.855	82	15.065	1:36.764	82	17.720	1:36.432	82	18.952	1:35.071
19	8.219	1:45.836	19	11.891	1:36.577	19	15.225	1:36.646	36	19.984	1:35.508	30	26.964	1:36.698
36	9.059	1:46.676	25	14.675	1:37.976	25	15.474	1:34.111	18	23.521	1:47.472	57	29.267	1:37.657
25	9.604	1:47.221	36	15.790	1:39.636	36	18.253	1:35.775	30	24.105	1:37.067	23	34.817	1:37.807
57	9.667	1:47.284	57	16.103	1:39.341	30	20.815	1:37.011	57	25.449	1:37.874	38	37.254	1:36.916
30	12.248	1:49.865	30	17.116	1:37.773	57	21.352	1:38.561	23	30.849	1:38.103	36	50.262	2:04.117P
23	12.933	1:50.550	23	20.856	1:40.828	23	26.523	1:38.979	38	34.177	1:38.414	60	59.382	1:40.882
38	18.020	1:55.637	38	24.271	1:39.156	38	29.540	1:38.581	60	52.339	1:42.478	33	1:29.101	1:48.678
60	23.573	2:01.190	60	34.195	1:43.527	60	43.638	1:42.755	33	1:14.262	1:49.937			
33	24.537	2:02.154	33	41.395	1:49.763	33	58.102	1:50.019						
35	47.601	2:25.218	35	1:11.830	1:57.134	35	1:34.630	1:56.112P						

# Mini Se7en Championship

## LAP CHART - RACE 16

(contd.)

Lap 6			Lap 7			Lap 8			Lap 9			Lap 10		
No	Behind	Laptime	No	Behind	Laptime	No	Behind	Laptime	No	Behind	Laptime	No	Behind	Laptime
21		1:33.471	21		1:33.502	21		1:32.456	21		1:33.073	21		1:33.672
5	0.417	1:34.952	5	1.449	1:34.534	5	2.267	1:33.274	5	2.898	1:33.704	4	3.132	1:33.583
20	0.637	1:35.000	20	1.641	1:34.506	4	2.578	1:33.025	4	3.221	1:33.716	5	3.274	1:34.048
4	2.746	1:33.401	4	2.009	1:32.765	6	9.180	1:33.797	6	10.042	1:33.935	3	10.313	1:33.638
6	6.644	1:33.250	6	7.839	1:34.697	3	9.887	1:34.263	3	10.347	1:33.533	46	10.507	1:33.404
3	6.864	1:33.782	3	8.080	1:34.718	46	10.304	1:34.589	46	10.775	1:33.544	6	11.046	1:34.676
46	7.509	1:32.852	46	8.171	1:34.164	13	16.041	1:35.638	13	17.260	1:34.292	13	18.768	1:35.180
13	11.638	1:33.965	33	1 LAP	1:49.891	51	16.333	1:35.677	51	18.026	1:34.766	51	19.238	1:34.884
51	11.761	1:35.729	13	12.859	1:34.723	95	16.838	1:35.305	95	18.271	1:34.506	95	20.710	1:36.111
41	11.946	1:36.121	51	13.112	1:34.853	25	17.384	1:34.954	25	18.683	1:34.372	25	21.129	1:36.118
95	12.229	1:34.132	95	13.989	1:35.262	84	17.857	1:34.456	84	20.014	1:35.230	41	21.862	1:34.993
25	13.081	1:32.769	25	14.886	1:35.307	41	18.752	1:35.800	41	20.541	1:34.862	84	22.328	1:35.986
84	13.917	1:32.957	41	15.408	1:36.964	19	21.437	1:37.796	19	25.054	1:36.690	19	25.872	1:34.490
19	15.594	1:33.409	84	15.857	1:35.442	37	25.709	1:34.881	37	27.614	1:34.978	37	28.411	1:34.469
82	20.267	1:35.850	19	16.097	1:34.005	82	26.122	1:35.620	82	28.079	1:35.030	82	36.661	1:42.254
37	22.822	1:46.635	82	22.958	1:36.193	33	1 LAP	1:49.880	30	44.445	1:36.262	30	47.101	1:36.328
30	29.464	1:37.035	37	23.284	1:33.964	30	41.256	1:41.680	33	1 LAP	1:52.452	57	50.798	1:36.622
57	31.942	1:37.210	30	32.032	1:36.070	57	42.530	1:39.982	57	47.848	1:38.391	23	51.755	1:37.130
23	37.023	1:36.741	57	35.004	1:36.564	23	44.728	1:37.058	23	48.297	1:36.642	38	56.724	1:37.805
38	39.225	1:36.506	23	40.126	1:36.605	38	48.733	1:38.652	38	52.591	1:36.931	33	1 LAP	1:49.762
60	1:06.105	1:41.258	38	42.537	1:36.814	35	2 LAPS	1:36.446	35	2 LAPS	1:36.785	35	2 LAPS	1:35.683
35	2 LAPS	4:16.387	35	2 LAPS	1:37.410	60	1:24.028	1:42.635	60	1:32.888	1:41.933			
			60	1:13.849	1:41.246									

# Mini Se7en Championship

## LAP CHART - RACE 16

(contd.)

Lap 11			Lap 12			Lap 13			Lap 14			Lap 15		
No	Behind	Laptime	No	Behind	Laptime	No	Behind	Laptime	No	Behind	Laptime	No	Behind	Laptime
21		1:33.694	21		1:33.877	21		1:34.887						
4	3.249	1:33.811	4	3.860	1:34.488	33	2 LAPS	1:50.354						
5	3.475	1:33.895	5	4.124	1:34.526	5	4.473	1:35.236						
60	1 LAP	1:42.694	6	11.631	1:34.834	4	4.478	1:35.505						
3	10.476	1:33.857	3	11.880	1:35.281	6	10.184	1:33.440						
6	10.674	1:33.322	60	1 LAP	1:40.471	3	10.387	1:33.394						
46	10.963	1:34.150	46	14.943	1:37.857	46	14.983	1:34.927						
13	19.448	1:34.374	13	19.724	1:34.153	13	18.687	1:33.850						
51	19.888	1:34.344	51	20.180	1:34.169	51	19.345	1:34.052						
95	20.746	1:33.730	95	20.685	1:33.816	95	20.122	1:34.324						
25	21.773	1:34.338	41	23.566	1:34.589	60	1 LAP	1:43.216						
41	22.854	1:34.686	25	23.767	1:35.871	41	24.677	1:35.998						
84	23.123	1:34.489	84	24.027	1:34.781	25	25.427	1:36.547						
19	26.248	1:34.070	19	26.319	1:33.948	19	25.489	1:34.057						
37	28.602	1:33.885	37	29.147	1:34.422	84	25.719	1:36.579						
82	47.518	1:44.551	30	50.812	1:35.091	37	28.531	1:34.271						
30	49.598	1:36.191	82	53.034	1:39.393	30	51.886	1:35.961						
57	54.270	1:37.166	23	57.336	1:36.814	82	58.306	1:40.159						
23	54.399	1:36.338	57	59.098	1:38.705	23	58.749	1:36.300						
38	1:00.066	1:37.036	38	1:03.199	1:37.010	57	1:01.885	1:37.674						
33	1 LAP	1:49.811	35	2 LAPS	1:36.787	38	1:05.154	1:36.842						
35	2 LAPS	1:35.727				35	2 LAPS	1:35.664						

# Stafford Land Rover Super Coupe Cup

## QUALIFYING - RACE 11

POS	NO	CL	DRIVER	NAT	CAR	TIME	LAPS	GAP	MPH
1	1	P	Martin BYFORD		Proton Coupe	1:30.022	10		78.27
2	78	H	Steve HALL		Honda CRX	1:31.713	10	1.691	76.83
3	52	T	Dave NIXON		Rover 220 Turbo	1:31.866	10	1.844	76.70
4	6	M	Phillip LATCHFORD		Volkswagen Vento VR6	1:32.351	10	2.329	76.29
5	63	P	Phillip BURTON		Proton Coupe	1:32.460	9	2.438	76.20
6	17	H	Ben HALL		Honda CRX	1:33.296	9	3.274	75.52
7	3	H	Steve ALDERTON		Honda CRX	1:33.540	10	3.518	75.32
8	25	H	Stuart LEVERS		Honda CRX	1:34.052	10	4.030	74.91
9	33	R	Martin YOUNG		Rover 216 GTi	1:34.502	10	4.480	74.56
10	20	T	Richard BUCKLEY		Rover 220 Turbo	1:34.543	10	4.521	74.53
11	46	R	Martin WARD		Rover 216 GTi	1:34.543	9	4.521	74.53
12	75	M	Colin EDMOND		Renault 5 Turbo	1:35.075	10	5.053	74.11
13	36	T	Jason HOLMES		Rover 220 Turbo	1:35.639	10	5.617	73.67
14	15	T	Nigel AINGE		Rover 220 Turbo	1:35.754	10	5.732	73.58
15	50	M	Dean CLEMENTS		Renault Megane Coupe	1:36.035	10	6.013	73.37
16	22	H	Dennis BUNNING		Honda CRX	1:36.175	10	6.153	73.26
17	8	H	Simon ROE		Honda CRX	1:36.385	10	6.363	73.10
18	69	M	Larry PHILLIPS		Honda Interga Type R	1:36.970	10	6.948	72.66
19	58	R	Rachael FINNEY		Rover 216 GTi	1:37.753	5	7.731	72.08
20	80	R	Matthew SPEAKMAN		Rover 216 GTi	1:40.364	5	10.342	70.20
21	57	R	John HOLT		Rover 216 GTi	1:41.806	9	11.784	69.21

Weather / Track : Bright / Wet

These results are provisional until the conclusion of any judicial and technical matters.

Donington Park  
Circuit Length = 1.9573 miles.  
Start: 10:39 End: 10:55

Clerk of Course:	Stewards:	Timekeeper:
------------------	-----------	-------------

# Stafford Land Rover Super Coupe Cup

## QUALIFYING - LAP ANALYSIS

<b>1</b>	<b>Martin BYFORD</b>	Proton Coupe
1 -	3:56.429	6 - 1:30.617
2 -	1:32.333	7 - 1:36.020
3 -	1:32.354	8 - 1:32.806
4 -	1:30.675	9 - 1:30.533
5 -	1:30.698	10 - <b>1:30.022</b>
<b>3</b>	<b>Steve ALDERTON</b>	Honda CRX
1 -	3:28.388	6 - 1:35.117
2 -	1:40.849	7 - 1:38.149
3 -	1:37.419	8 - 1:34.465
4 -	1:36.348	9 - 1:34.284
5 -	1:34.856	10 - <b>1:33.540</b>
<b>6</b>	<b>Phillip LATCHFORD</b>	Volkswagen Vento VR6
1 -	3:18.764	6 - 1:34.178
2 -	1:43.803	7 - <b>1:32.351</b>
3 -	1:37.185	8 - 1:39.050
4 -	1:34.581	9 - 1:33.141
5 -	1:33.518	10 - 1:34.095
<b>8</b>	<b>Simon ROE</b>	Honda CRX
1 -	3:29.549	6 - 1:40.387
2 -	1:48.348	7 - 1:42.377
3 -	1:40.784	8 - 1:50.111
4 -	1:40.323	9 - 1:36.869
5 -	1:40.776	10 - <b>1:36.385</b>
<b>15</b>	<b>Nigel AINGE</b>	Rover 220 Turbo
1 -	3:24.498	6 - 1:39.506
2 -	1:43.593	7 - 1:39.903
3 -	1:39.394	8 - 1:37.666
4 -	1:37.128	9 - 1:37.792
5 -	<b>1:35.754</b>	10 - 1:36.045
<b>17</b>	<b>Ben HALL</b>	Honda CRX
1 -	3:37.975	6 - <b>1:33.296</b>
2 -	1:39.389	7 - 2:10.862
3 -	1:35.914	8 - 1:34.396
4 -	1:34.193	9 - 2:02.103
5 -	2:11.879	
<b>20</b>	<b>Richard BUCKLEY</b>	Rover 220 Turbo
1 -	3:20.745	6 - 1:35.555
2 -	1:45.254	7 - 1:36.511
3 -	1:39.890	8 - <b>1:34.543</b>
4 -	1:38.047	9 - 1:35.290
5 -	1:35.869	10 - 1:35.701

# Stafford Land Rover Super Coupe Cup QUALIFYING - LAP ANALYSIS

(contd.)

<b>22</b>	<b>Dennis BUNNING</b>	Honda CRX
1 -	3:37.363	6 - 1:36.558
2 -	1:48.637	7 - 1:39.118
3 -	1:40.979	8 - 1:37.137
4 -	1:41.321	9 - 1:36.357
5 -	1:37.355	10 - <b>1:36.175</b>
<b>25</b>	<b>Stuart LEVERS</b>	Honda CRX
1 -	3:32.695	6 - 1:36.407
2 -	1:49.550	7 - 1:44.304
3 -	1:43.966	8 - 1:42.955
4 -	1:40.921	9 - 1:35.242
5 -	1:37.748	10 - <b>1:34.052</b>
<b>33</b>	<b>Martin YOUNG</b>	Rover 216 GTi
1 -	3:40.001	6 - 1:35.839
2 -	1:48.306	7 - 1:44.059
3 -	1:41.428	8 - 1:37.901
4 -	1:39.042	9 - 1:48.042
5 -	1:52.215	10 - <b>1:34.502</b>
<b>36</b>	<b>Jason HOLMES</b>	Rover 220 Turbo
1 -	3:26.654	6 - 1:38.703
2 -	1:49.264	7 - 1:39.449
3 -	1:44.926	8 - 1:40.099
4 -	1:49.703	9 - 1:36.301
5 -	1:41.248	10 - <b>1:35.639</b>
<b>46</b>	<b>Martin WARD</b>	Rover 216 GTi
1 -	3:39.453	6 - 1:39.649
2 -	1:48.072	7 - 1:36.144
3 -	1:57.625P	8 - 1:35.468
4 -	3:29.256	9 - <b>1:34.543</b>
5 -	1:39.992	
<b>50</b>	<b>Dean CLEMENTS</b>	Renault Megane Coupe
1 -	3:30.261	6 - 1:37.592
2 -	1:42.305	7 - 1:38.451
3 -	1:39.736	8 - 1:37.541
4 -	1:38.712	9 - <b>1:36.035</b>
5 -	1:37.667	10 - 1:36.190
<b>52</b>	<b>Dave NIXON</b>	Rover 220 Turbo
1 -	3:18.258	6 - 1:35.113
2 -	1:44.657	7 - 1:36.967
3 -	1:40.739	8 - 1:34.196
4 -	1:36.791	9 - <b>1:31.866</b>
5 -	1:34.731	10 - 1:32.023




# Stafford Land Rover Super Coupe Cup QUALIFYING - LAP ANALYSIS

(contd.)

<b>57</b>	<b>John HOLT</b>	Rover 216 GTi
1 - 3:43.230	6 - 1:43.074	
2 - 1:51.259	7 - 1:43.572	
3 - 1:47.997	8 - 1:42.922	
4 - 1:45.110	9 - <b>1:41.806</b>	
5 - 1:43.154		
<b>58</b>	<b>Rachael FINNEY</b>	Rover 216 GTi
1 - 3:44.485		
2 - 1:48.724		
3 - 1:39.861		
4 - <b>1:37.753</b>		
5 - 1:39.223		
<b>63</b>	<b>Phillip BURTON</b>	Proton Coupe
1 - 5:50.617	6 - 1:36.580	
2 - 1:35.987	7 - 1:35.768	
3 - 1:35.140	8 - <b>1:32.460</b>	
4 - 1:35.428	9 - 1:32.971	
5 - 1:33.682		
<b>69</b>	<b>Larry PHILLIPS</b>	Honda Interga Type R
1 - 3:48.920	6 - <b>1:36.970</b>	
2 - 1:48.120	7 - 1:46.190	
3 - 1:43.569	8 - 1:37.382	
4 - 1:40.844	9 - 1:37.610	
5 - 1:40.668	10 - 1:37.618	
<b>75</b>	<b>Colin EDMOND</b>	Renault 5 Turbo
1 - 3:42.384	6 - 1:40.153	
2 - 1:49.143	7 - 1:40.633	
3 - 1:49.941	8 - 1:35.880	
4 - 1:41.677	9 - 1:35.931	
5 - 1:39.842	10 - <b>1:35.075</b>	
<b>78</b>	<b>Steve HALL</b>	Honda CRX
1 - 3:44.334	6 - 1:42.096	
2 - 1:38.702	7 - 1:34.176	
3 - 1:33.890	8 - 1:32.850	
4 - 1:32.927	9 - <b>1:31.713</b>	
5 - 1:31.719	10 - 1:40.893	
<b>80</b>	<b>Matthew SPEAKMAN</b>	Rover 216 GTi
1 - 3:28.937		
2 - 1:46.490		
3 - <b>1:40.364</b>		
4 - 1:44.091		
5 - 1:42.653		

**Stafford Land Rover Super Coupe Cup  
GRID - RACE 11**

ROW 11	1:41.806 57 HOLT	
ROW 10	1:37.753 58 FINNEY	1:40.364 80 SPEAKMAN
ROW 9	1:36.385 8 ROE	1:36.970 69 PHILLIPS
ROW 8	1:36.035 50 CLEMENTS	1:36.175 22 BUNNING
ROW 7	1:35.639 36 HOLMES	1:35.754 15 AINGE
ROW 6	1:34.543 46 WARD	1:35.075 75 EDMOND
ROW 5	1:34.502 33 YOUNG	1:34.543 20 BUCKLEY
ROW 4	1:33.540 3 ALDERTON	1:34.052 25 LEVERS
ROW 3	1:32.460 63 BURTON	1:33.296 17 HALL
ROW 2	1:31.866 52 NIXON	1:32.351 6 LATCHFORD
ROW 1	1:30.022 1 BYFORD	1:31.713 78 HALL
<b>POLE</b>		
		

**Weather / Track : Bright / Wet**  
**These results are provisional until the conclusion of any judicial and technical matters.**

Donington Park  
 Circuit Length = 1.9573 miles.  
 Start: 10:39 End: 10:55

Clerk of Course:	Stewards:	Timekeeper:
------------------	-----------	-------------

# Stafford Land Rover Super Coupe Cup

## RACE CLASSIFICATION - RACE 11

POS	NO	CL	DRIVER	NAT	CAR	TIME	LAPS	GAP	MPH	BEST
1	52	T	Dave NIXON		Rover 220 Turbo	21:12.893	15		82.94	1:23.510
2	6	M	Phillip LATCHFORD		Volkswagen Vento VR6	21:14.485	15	1.592	82.84	1:23.686
3	1	P	Martin BYFORD		Proton Coupe	21:24.430	15	11.537	82.20	1:24.378
4	78	H	Steve HALL		Honda CRX	21:24.735	15	11.842	82.18	1:24.575
5	20	T	Richard BUCKLEY		Rover 220 Turbo	21:27.077	15	14.184	82.03	1:23.201
6	15	T	Nigel AINGE		Rover 220 Turbo	21:28.162	15	15.269	81.96	1:23.227
7	36	T	Jason HOLMES		Rover 220 Turbo	21:33.256	15	20.363	81.64	1:23.798
8	17	H	Ben HALL		Honda CRX	21:45.562	15	32.669	80.87	1:25.216
9	25	H	Stuart LEVERS		Honda CRX	21:51.485	15	38.592	80.50	1:25.669
10	63	P	Phillip BURTON		Proton Coupe	21:51.718	15	38.825	80.49	1:25.701
11	8	H	Simon ROE		Honda CRX	21:59.115	15	46.222	80.04	1:25.693
12	46	R	Martin WARD		Rover 216 GTi	22:11.277	15	58.384	79.30	1:27.065
13	22	H	Dennis BUNNING		Honda CRX	22:24.260	15	1:11.367	78.54	1:25.566
14	33	R	Martin YOUNG		Rover 216 GTi	22:26.839	15	1:13.946	78.39	1:27.097
15	80	R	Matthew SPEAKMAN		Rover 216 GTi	22:28.226	15	1:15.333	78.31	1:27.988
16	58	R	Rachael FINNEY		Rover 216 GTi	22:38.425	15	1:25.532	77.72	1:28.246
17	75	M	Colin EDMOND		Renault 5 Turbo	22:42.566	15	1:29.673	77.48	1:28.619
18	57	R	John HOLT		Rover 216 GTi	21:59.744	14	1 LAP	74.66	1:28.675
19	3	H	Steve ALDERTON		Honda CRX	22:01.578	14	1 LAP	74.56	1:25.058

### NOT CLASSIFIED

50	M	Dean CLEMENTS		Renault Megane Coupe	11:21.639	7	D.N.F.	72.19	1:23.915
69	M	Larry PHILLIPS		Honda Interga Type R	3:19.008	2	D.N.F.	70.25	1:37.793

### FASTEST LAP

20	T	Richard BUCKLEY		Rover 220 Turbo	1:23.201	14	84.69mph	136.29kph
6	M	Phillip LATCHFORD		Volkswagen Vento VR6	1:23.686	14	84.19mph	135.50kph
1	P	Martin BYFORD		Proton Coupe	1:24.378	15	83.50mph	134.39kph
78	H	Steve HALL		Honda CRX	1:24.575	12	83.31mph	134.08kph
46	R	Martin WARD		Rover 216 GTi	1:27.065	10	80.93mph	130.24kph

Weather / Track : Bright / Dry

These results are provisional until the conclusion of any judicial and technical matters.

Donington Park  
Circuit Length = 1.9573 miles.  
Start: 13:47 End: 14:09

Clerk of Course:	Stewards:	Timekeeper:
------------------	-----------	-------------

# Stafford Land Rover Super Coupe Cup

## LAP CHART - RACE 11

Lap 1			Lap 2			Lap 3			Lap 4			Lap 5		
No	Behind	Laptime	No	Behind	Laptime	No	Behind	Laptime	No	Behind	Laptime	No	Behind	Laptime
1		1:28.350	6		1:25.954	6		1:24.872	52		1:23.510	52		1:24.865
52	0.752	1:29.102	1	1.346	1:28.255	52	1.286	1:24.664	6	0.339	1:25.135	6	0.132	1:24.658
6	0.955	1:29.305	52	1.494	1:27.651	1	2.840	1:26.366	1	3.503	1:25.459	1	3.761	1:25.123
78	2.334	1:30.684	78	1.899	1:26.474	78	3.173	1:26.146	78	3.830	1:25.453	78	3.984	1:25.019
17	4.242	1:32.592	17	4.663	1:27.330	50	5.672	1:23.915	17	8.768	1:26.395	20	10.674	1:26.165
25	5.355	1:33.705	25	6.445	1:27.999	17	7.169	1:27.378	20	9.374	1:25.792	15	10.938	1:26.019
20	5.782	1:34.132	50	6.629	1:25.986	20	8.378	1:26.495	15	9.784	1:25.196	17	11.813	1:27.910
15	6.306	1:34.656	20	6.755	1:27.882	25	9.084	1:27.511	25	11.676	1:27.388	25	13.059	1:26.248
63	7.474	1:35.824	15	7.197	1:27.800	15	9.384	1:27.059	63	12.639	1:26.678	63	13.949	1:26.175
50	7.552	1:35.902	63	8.874	1:28.309	63	10.757	1:26.755	36	17.743	1:24.748	36	17.044	1:24.166
69	9.443	1:37.793	46	12.514	1:28.856	46	15.366	1:27.724	46	18.281	1:27.711	46	21.007	1:27.591
33	10.002	1:38.352	22	13.960	1:29.976	22	17.709	1:28.621	22	20.665	1:27.752	8	22.803	1:26.673
46	10.567	1:38.917	8	14.336	1:29.367	36	17.791	1:27.774	8	20.995	1:27.670	22	23.260	1:27.460
22	10.893	1:39.243	36	14.889	1:28.537	8	18.121	1:28.657	33	26.317	1:29.808	33	30.848	1:29.396
8	11.878	1:40.228	33	15.573	1:32.480	33	21.305	1:30.604	75	27.351	1:29.990	80	31.959	1:28.706
58	12.554	1:40.904	75	16.696	1:30.754	75	22.157	1:30.333	58	27.777	1:29.959	58	33.138	1:30.226
75	12.851	1:41.201	58	17.307	1:31.662	58	22.614	1:30.179	80	28.118	1:29.716	57	33.430	1:29.722
36	13.261	1:41.611	80	19.373	1:29.714	80	23.198	1:28.697	57	28.573	1:29.143	75	33.994	1:31.508
80	16.568	1:44.918	57	20.423	1:29.739	57	24.226	1:28.675	3	1 LAP	1:26.824	3	1 LAP	1:26.423
57	17.593	1:45.943	69	23.749	1:41.215P	3	1 LAP	2:14.211	50	40.901	2:00.025	50	41.194	1:25.158
3	1:08.500	2:36.850P												

# Stafford Land Rover Super Coupe Cup LAP CHART - RACE 11

(contd.)

Lap 6			Lap 7			Lap 8			Lap 9			Lap 10		
No	Behind	Laptime	No	Behind	Laptime	No	Behind	Laptime	No	Behind	Laptime	No	Behind	Laptime
52		1:25.251	52		1:24.173	52		1:25.199	52		1:24.008	52		1:24.188
6	1.053	1:26.172	6	1.297	1:24.417	6	0.260	1:24.162	6	1.076	1:24.824	6	0.904	1:24.016
1	3.548	1:25.038	78	4.929	1:25.247	1	4.865	1:24.578	57	1 LAP	1:34.196	78	7.449	1:25.644
78	3.855	1:25.122	1	5.486	1:26.111	78	5.326	1:25.596	1	5.466	1:24.609	1	7.554	1:26.276
20	11.251	1:25.828	20	11.717	1:24.639	20	10.970	1:24.452	78	5.993	1:24.675	20	11.300	1:24.068
15	11.559	1:25.872	15	12.106	1:24.720	15	11.505	1:24.598	20	11.420	1:24.458	15	11.624	1:24.137
17	12.511	1:25.949	17	13.953	1:25.615	17	14.427	1:25.673	15	11.675	1:24.178	57	1 LAP	1:31.973
63	15.984	1:27.286	36	16.231	1:24.052	36	15.582	1:24.550	17	16.315	1:25.896	17	17.583	1:25.456
25	16.133	1:28.325	63	19.463	1:27.652	63	20.473	1:26.209	36	18.036	1:26.462	36	18.975	1:25.127
36	16.352	1:24.559	25	19.636	1:27.676	25	21.369	1:26.932	63	22.362	1:25.897	63	24.325	1:26.151
46	23.560	1:27.804	8	26.964	1:26.872	8	28.976	1:27.211	25	23.590	1:26.229	25	25.071	1:25.669
8	24.265	1:26.713	46	27.727	1:28.340	22	30.755	1:27.945	8	31.894	1:26.926	8	34.164	1:26.458
22	25.158	1:27.149	22	28.009	1:27.024	46	31.261	1:28.733	22	33.312	1:26.565	22	35.550	1:26.426
33	35.068	1:29.471	3	1 LAP	1:26.976	3	1 LAP	1:25.424	46	34.577	1:27.324	46	37.454	1:27.065
80	35.434	1:28.726	80	40.780	1:29.519	80	43.606	1:28.025	3	1 LAP	1:25.371	3	1 LAP	1:25.414
58	36.637	1:28.750	33	42.811	1:31.916	33	45.963	1:28.351	80	47.771	1:28.173	80	52.462	1:28.879
3	1 LAP	1:27.647	75	46.019	1:31.866	75	49.695	1:28.875	33	50.525	1:28.570	33	55.119	1:28.782
57	37.379	1:29.200	58	47.649	1:35.185	58	51.105	1:28.655	75	55.060	1:29.373	75	1:00.593	1:29.721
75	38.326	1:29.583	57	1:20.316	2:07.110				58	56.438	1:29.341	58	1:01.676	1:29.426
50	41.247	1:25.304	50	1:22.423	2:05.349P									

# Stafford Land Rover Super Coupe Cup

## LAP CHART - RACE 11

(contd.)

Lap 11			Lap 12			Lap 13			Lap 14			Lap 15		
No	Behind	Laptime	No	Behind	Laptime	No	Behind	Laptime	No	Behind	Laptime	No	Behind	Laptime
52		1:23.802	52		1:24.759	52		1:24.486	52		1:23.685	52		1:23.550
6	1.111	1:24.009	6	0.185	1:23.833	6	0.354	1:24.655	6	0.355	1:23.686	6	1.592	1:24.787
78	9.059	1:25.412	78	8.875	1:24.575	78	9.463	1:25.074	20	9.988	1:23.201	1	11.537	1:24.378
1	9.318	1:25.566	1	9.082	1:24.523	1	9.629	1:25.033	78	10.478	1:24.700	78	11.842	1:24.914
20	10.739	1:23.241	20	10.952	1:24.972	20	10.472	1:24.006	1	10.709	1:24.765	20	14.184	1:27.746
15	11.208	1:23.386	15	11.240	1:24.791	15	10.834	1:24.080	15	15.592	1:28.443	15	15.269	1:23.227
36	19.705	1:24.532	36	19.288	1:24.342	36	18.600	1:23.798	36	19.421	1:24.506	36	20.363	1:24.492
17	20.079	1:26.298	17	20.536	1:25.216	17	21.382	1:25.332	17	27.274	1:29.577	17	32.669	1:28.945
57	1 LAP	1:31.381	57	1 LAP	1:29.340	57	1 LAP	1:30.070	25	35.524	1:25.982	25	38.592	1:26.618
25	27.676	1:26.407	25	29.387	1:26.470	25	33.227	1:28.326	63	35.796	1:25.701	63	38.825	1:26.579
63	28.264	1:27.741	63	29.671	1:26.166	63	33.780	1:28.595	57	1 LAP	1:32.491	8	46.222	1:26.783
8	36.777	1:26.415	8	37.711	1:25.693	8	40.116	1:26.891	8	42.989	1:26.558	57	1 LAP	1:30.761
22	37.391	1:25.643	22	38.198	1:25.566	3	1 LAP	1:25.680	3	1 LAP	1:25.084	3	1 LAP	1:25.237
46	40.957	1:27.305	46	43.868	1:27.670	46	47.439	1:28.057	46	52.370	1:28.616	46	58.384	1:29.564
3	1 LAP	1:25.379	3	1 LAP	1:25.058	22	1:01.974	1:48.262	22	1:07.704	1:29.415	22	1:11.367	1:27.213
80	57.072	1:28.412	80	1:00.682	1:28.369	80	1:04.640	1:28.444	80	1:08.943	1:27.988	33	1:13.946	1:28.389
33	1:00.142	1:28.825	33	1:02.890	1:27.507	33	1:05.695	1:27.291	33	1:09.107	1:27.097	80	1:15.333	1:29.940
75	1:06.644	1:29.853	58	1:11.915	1:29.781	58	1:15.968	1:28.539	58	1:20.836	1:28.553	58	1:25.532	1:28.246
58	1:06.893	1:29.019	75	1:12.359	1:30.474	75	1:16.825	1:28.952	75	1:21.759	1:28.619	75	1:29.673	1:31.464

# ARP Formula 3 Championship

## QUALIFYING - RACE 17

POS	NO	CL	DRIVER	NAT	CAR	TIME	LAPS	GAP	MPH
1	11	A	Shane KELLY		Dallara F397	1:09.883	19		100.83
2	17	B	James WINSLOW		Dallara F391	1:10.474	17	0.591	99.98
3	1	A	Richard MARSH		Dallara F398	1:10.617	17	0.734	99.78
4	32	B	Stephen CLEGG		Reynard 863	1:12.503	18	2.620	97.18
5	12	A	Stuart WILTSHIRE		Dallara F301	1:12.734	15	2.851	96.87
6	8	A	Gary MARSH		Dallara F398	1:12.886	16	3.003	96.67
7	7	A	Jon GRAY		Dallara F399	1:13.975	16	4.092	95.25
8	31	B	Daron BLAND		Reynard 903	1:14.367	18	4.484	94.75
9	43	B	Nicholas ROBINSON		Dallara F392	1:15.794	9	5.911	92.96
10	41	A	Juan SERDA		Dallara F396	1:16.401	13	6.518	92.22
11	39	B	Paul KNAPTON		Reynard 913	1:17.177	12	7.294	91.30
12	36	B	Oliver ALLAN		Reynard 913	1:18.499	9	8.616	89.76
13	5	A	Ian WHITESIDE		Dallara F398	1:18.512	11	8.629	89.74
14	35	B	Peter HANNAM		Reynard 923	1:20.079	15	10.196	87.99
15	6	A	Janine PAYNE		Dallara F300	1:22.443	6	12.560	85.46
16	10	A	Terry LUDGROVE		Dallara 963	1:25.442	12	15.559	82.46
17	38	B	Peter KALPAKIOTO		Dallara 391	1:33.632	10	23.749	75.25
18	37	B	Michael WEBBER		Ralt RT32	1:51.395	2	41.512	63.25

**No. 39 - Please fit Transponder**

**Weather / Track : Bright / Wet**

**These results are provisional until the conclusion of any judicial and technical matters.**

Donington Park

Circuit Length = 1.9573 miles.

Start: 11:01 End: 11:35

Clerk of Course:	Stewards:	Timekeeper:
------------------	-----------	-------------

# ARP Formula 3 Championship

## QUALIFYING - LAP ANALYSIS

<b>0</b>	TBD			
<b>1</b>	Richard MARSH		Dallara F398	
	1 - 7:42.674	6 - 1:31.672	11 - 1:19.015	16 - 1:11.553
	2 - 1:34.812	7 - 1:18.650	12 - 1:14.036	17 - <b>1:10.617</b>
	3 - X:00.000	8 - 1:16.023	13 - 1:11.901	
	4 - 1:21.284	9 - 1:18.433	14 - 1:17.687	
	5 - 1:21.783P	10 - 1:14.903	15 - 1:11.094	
<b>5</b>	Ian WHITESIDE		Dallara F398	
	1 - X:00.000	6 - 1:25.347	11 - <b>1:18.512</b>	
	2 - 1:30.519	7 - 1:21.000		
	3 - 1:28.863	8 - 1:19.849		
	4 - 1:23.739	9 - 1:20.866		
	5 - 1:28.338	10 - 1:19.021		
<b>6</b>	Janine PAYNE		Dallara F300	
	1 - 6:37.630	6 - <b>1:22.443</b>		
	2 - 1:28.894			
	3 - 1:23.622			
	4 - X:00.000			
	5 - 1:24.097			
<b>7</b>	Jon GRAY		Dallara F399	
	1 - 6:39.659	6 - 1:21.855	11 - 1:14.732	16 - 1:24.821P
	2 - 1:31.021	7 - 1:17.024	12 - 1:16.599	
	3 - 1:25.933	8 - 1:16.381	13 - 1:20.958P	
	4 - X:00.000	9 - 1:14.912	14 - 3:08.607	
	5 - 1:21.651	10 - <b>1:13.975</b>	15 - 1:16.448	
<b>8</b>	Gary MARSH		Dallara F398	
	1 - 7:31.894	6 - 2:29.317	11 - 1:14.509	16 - 1:14.088
	2 - 1:39.842	7 - 1:20.830	12 - 1:14.049	
	3 - X:00.000	8 - 1:20.654	13 - 1:16.651	
	4 - 1:31.522	9 - 1:16.702	14 - <b>1:12.886</b>	
	5 - 1:30.142P	10 - 1:14.546	15 - 1:13.092	
<b>10</b>	Terry LUDGROVE		Dallara 963	
	1 - 7:24.991	6 - 1:27.314	11 - <b>1:25.442</b>	
	2 - 1:55.974	7 - 1:27.088	12 - 1:27.495	
	3 - X:00.000	8 - 1:25.561		
	4 - 1:27.945	9 - 1:26.961		
	5 - 1:28.141	10 - 1:26.978		



# ARP Formula 3 Championship

## QUALIFYING - LAP ANALYSIS

(contd.)

<b>11</b>	<b>Shane KELLY</b>	Dallara F397					
1 -	6:42.277	6 -	1:20.993	11 -	1:12.297	16 -	1:12.579
2 -	1:27.796	7 -	1:17.154	12 -	1:13.697	17 -	1:12.832
3 -	1:23.213	8 -	1:14.868	13 -	1:11.531	18 -	1:11.014
4 -	X:00.000	9 -	1:13.653	14 -	1:20.014	19 -	<b>1:09.883</b>
5 -	1:19.881	10 -	1:14.120	15 -	1:14.134		
<b>12</b>	<b>Stuart WILTSHIRE</b>	Dallara F301					
1 -	7:45.504	6 -	1:19.666	11 -	1:21.581P		
2 -	1:35.273	7 -	1:19.487	12 -	1:59.801		
3 -	X:00.000	8 -	1:18.043	13 -	1:14.816		
4 -	1:26.096	9 -	1:20.490	14 -	1:13.540		
5 -	1:23.175	10 -	1:19.401	15 -	<b>1:12.734</b>		
<b>17</b>	<b>James WINSLOW</b>	Dallara F391					
1 -	8:03.098	6 -	1:17.590	11 -	1:12.285	16 -	<b>1:10.474</b>
2 -	1:37.145P	7 -	1:15.139	12 -	1:11.059	17 -	1:10.744
3 -	X:00.000	8 -	1:27.214	13 -	1:10.934		
4 -	1:18.291	9 -	1:12.474	14 -	1:14.978		
5 -	1:18.200	10 -	1:17.014	15 -	1:12.804		
<b>31</b>	<b>Daron BLAND</b>	Reynard 903					
1 -	6:41.144	6 -	1:24.147	11 -	1:16.011	16 -	1:16.099
2 -	1:30.111	7 -	1:22.965	12 -	1:31.079	17 -	1:15.242
3 -	1:26.618	8 -	1:20.301	13 -	1:18.290	18 -	<b>1:14.367</b>
4 -	X:00.000	9 -	1:18.148	14 -	1:16.433		
5 -	1:23.438	10 -	1:17.579	15 -	1:16.151		
<b>32</b>	<b>Stephen CLEGG</b>	Reynard 863					
1 -	6:26.231	6 -	1:24.129	11 -	1:20.862	16 -	1:14.020
2 -	1:35.223	7 -	1:25.212	12 -	1:17.820	17 -	1:16.148
3 -	1:34.253	8 -	1:27.890	13 -	1:16.687	18 -	<b>1:12.503</b>
4 -	X:00.000	9 -	1:22.253	14 -	1:14.407		
5 -	1:25.899	10 -	1:17.552	15 -	1:15.286		
<b>35</b>	<b>Peter HANNAM</b>	Reynard 923					
1 -	7:14.059	6 -	1:27.323	11 -	1:22.158		
2 -	1:44.274	7 -	1:25.158	12 -	1:21.571		
3 -	X:00.000	8 -	1:27.517	13 -	<b>1:20.079</b>		
4 -	1:30.831	9 -	1:23.687	14 -	1:24.456P		
5 -	1:27.300	10 -	1:24.005	15 -	3:33.236		
<b>36</b>	<b>Oliver ALLAN</b>	Reynard 913					
1 -	7:11.553	6 -	1:34.052P				
2 -	2:11.844P	7 -	7:44.453				
3 -	X:00.000	8 -	1:24.721				
4 -	1:34.221	9 -	<b>1:18.499</b>				
5 -	1:31.478						

# ARP Formula 3 Championship QUALIFYING - LAP ANALYSIS

(contd.)

<b>37</b>	<b>Michael WEBBER</b>	Ralt RT32
1 - 7:17.998 2 - <b>1:51.395</b>		
<b>38</b>	<b>Peter KALPAKIOTO</b>	Dallara 391
1 - 7:22.185    6 - 1:42.746P 2 - 1:52.364    7 - 2:36.610 3 - X:00.000    8 - <b>1:33.632</b> 4 - 1:36.895    9 - 1:39.573P 5 - 1:38.028    10 - 6:07.806P		
<b>39</b>	<b>Paul KNAPTON</b>	Reynard 913
1 - 7:27.826    6 - 1:26.384    11 - <b>1:17.177</b> 2 - 1:47.088    7 - 1:21.304    12 - 1:17.328 3 - X:00.000    8 - 1:25.071 4 - 1:29.999    9 - 1:29.536P 5 - 1:28.890    10 - 6:37.152		
<b>41</b>	<b>Juan SERDA</b>	Dallara F396
1 - 7:27.154    6 - 1:23.484    11 - 1:18.407 2 - X:00.000    7 - 1:23.927    12 - 1:17.772 3 - 1:26.260    8 - 1:20.323    13 - <b>1:16.401</b> 4 - 1:25.379    9 - 1:25.030 5 - 1:24.651    10 - 1:21.961		
<b>43</b>	<b>Nicholas ROBINSON</b>	Dallara F392
1 - 7:13.300    6 - 1:18.051 2 - 1:36.117    7 - 1:16.656 3 - X:00.000    8 - 1:19.553 4 - 1:22.594    9 - <b>1:15.794</b> 5 - 1:20.892		

# ARP Formula 3 Championship

## GRID - RACE 17

ROW 9	1:33.632 38 KALPAKIOTO	1:51.395 37 WEBBER
ROW 8	1:22.443 6 PAYNE	1:25.442 10 LUDGROVE
ROW 7	1:18.512 5 WHITESIDE	1:20.079 35 HANNAM
ROW 6	1:17.177 39 KNAPTON	1:18.499 36 ALLAN
ROW 5	1:15.794 43 ROBINSON	1:16.401 41 SERDA
ROW 4	1:13.975 7 GRAY	1:14.367 31 BLAND
ROW 3	1:12.734 12 WILTSHIRE	1:12.886 8 MARSH
ROW 2	1:10.617 1 MARSH	1:12.503 32 CLEGG
ROW 1	1:09.883 11 KELLY	1:10.474 17 WINSLOW
<b>POLE</b>		

**No. 39 - Please fit Transponder**

**Weather / Track : Bright / Wet**

**These results are provisional until the conclusion of any judicial and technical matters.**

Donington Park

Circuit Length = 1.9573 miles.

Start: 11:01 End: 11:35

Clerk of Course:	Stewards:	Timekeeper:
------------------	-----------	-------------

# ARP Formula 3 Championship

## RACE CLASSIFICATION - RACE 17

POS	NO	CL	DRIVER	NAT	CAR	TIME	LAPS	GAP	MPH	BEST
1	1	A	Richard MARSH		Dallara F398	9:04.601	6		77.42	1:28.584
2	32	B	Stephen CLEGG		Reynard 863	9:19.938	6	15.337	75.30	1:31.998
3	12	A	Stuart WILTSHIRE		Dallara F301	9:20.240	6	15.639	75.26	1:31.261
4	17	B	James WINSLOW		Dallara F391	9:22.633	6	18.032	74.94	1:31.345
5	31	B	Daron BLAND		Reynard 903	9:23.811	6	19.210	74.78	1:31.622
6	11	A	Shane KELLY		Dallara F397	9:24.344	6	19.743	74.71	1:29.499
7	36	B	Oliver ALLAN		Reynard 913	9:38.676	6	34.075	72.86	1:33.680
8	39	B	Paul KNAPTON		Reynard 913	9:41.262	6	36.661	72.54	1:33.587
9	35	B	Peter HANNAM		Reynard 923	9:57.980	6	53.379	70.51	1:34.713
10	41	A	Juan SERDA		Dallara F396	9:59.985	6	55.384	70.27	1:36.249
11	8	A	Gary MARSH		Dallara F398	10:04.828	6	1:00.227	69.71	1:32.097
12	38	B	Peter KALPAKIOTO		Dallara 391	10:45.263	6	1:40.662	65.34	1:43.624
13	10	A	Terry LUDGROVE		Dallara 963	10:00.651	5	1 LAP	58.47	1:52.276
NOT CLASSIFIED										
7	A	Jon GRAY		Dallara F399	4:50.470	3	D.N.F.	72.39	1:32.984	
5	A	Ian WHITESIDE		Dallara F398	3:31.107	2	D.N.F.	66.22	1:35.313	
FASTEST LAP										
1	A	Richard MARSH		Dallara F398	1:28.584	4	79.54mph	128.01kph		
17	B	James WINSLOW		Dallara F391	1:31.345	4	77.13mph	124.14kph		

Weather / Track : Dark / Wet

These results are provisional until the conclusion of any judicial and technical matters.

Donington Park  
Circuit Length = 1.9573 miles.  
Start: 17:46 End: 17:56

Clerk of Course:	Stewards:	Timekeeper:
------------------	-----------	-------------

# ARP Formula 3 Championship

## LAP CHART - RACE 17

Lap 1			Lap 2			Lap 3			Lap 4			Lap 5		
No	Behind	Laptime	No	Behind	Laptime	No	Behind	Laptime	No	Behind	Laptime	No	Behind	Laptime
1		1:32.400	1		1:29.076	1		1:28.869	1		1:28.584	1		1:31.656
32	4.134	1:36.534	32	7.056	1:31.998	32	10.561	1:32.374	32	15.264	1:33.287	32	16.269	1:32.661
12	6.100	1:38.500	12	8.285	1:31.261	12	12.617	1:33.201	12	15.994	1:31.961	12	16.561	1:32.223
17	8.768	1:41.168	17	12.672	1:32.980	17	15.405	1:31.602	17	18.166	1:31.345	17	18.513	1:32.003
31	9.462	1:41.862	31	14.352	1:33.966	31	17.543	1:32.060	31	20.581	1:31.622	31	20.793	1:31.868
8	10.231	1:42.631	8	15.237	1:34.082	8	19.486	1:33.118	8	22.999	1:32.097	11	22.971	1:29.499
7	11.829	1:44.229	7	15.737	1:32.984	7	20.125	1:33.257	11	25.128	1:30.154	10	1 LAP	1:55.349
36	12.341	1:44.741	36	18.618	1:35.353	36	23.429	1:33.680	36	30.152	1:35.307	36	33.214	1:34.718
39	15.165	1:47.565	39	19.800	1:33.711	11	23.558	1:30.448	39	31.234	1:35.300	39	33.796	1:34.218
41	17.122	1:49.522	11	21.979	1:33.037	39	24.518	1:33.587	41	42.089	1:38.377	41	48.934	1:38.501
11	18.018	1:50.418	41	24.295	1:36.249	41	32.296	1:36.870	35	42.719	1:36.652	35	49.604	1:38.541
35	21.263	1:53.663	35	26.900	1:34.713	35	34.651	1:36.620	38	1:14.935	1:45.328	8	57.641	2:06.298
5	23.394	1:55.794	5	29.631	1:35.313	38	58.191	1:43.624				38	1:28.908	1:45.629
38	26.784	1:59.184	38	43.436	1:45.728	10	1:28.040	1:58.991						
10	34.718	2:07.118	10	57.918	1:52.276									

# ARP Formula 3 Championship

## LAP CHART - RACE 17

(contd.)

Lap 6			Lap 7			Lap 8			Lap 9			Lap 10		
No	Behind	Laptime	No	Behind	Laptime	No	Behind	Laptime	No	Behind	Laptime	No	Behind	Laptime
1		1:34.016												
32	15.337	1:33.084												
12	15.639	1:33.094												
17	18.032	1:33.535												
31	19.210	1:32.433												
11	19.743	1:30.788												
36	34.075	1:34.877												
39	36.661	1:36.881												
35	53.379	1:37.791												
10	1 LAP	2:06.917P												
41	55.384	1:40.466												
8	1:00.227	1:36.602												
38	1:40.662	1:45.770												