



# THE FORMULA FORD FESTIVAL

**Brands Hatch Indy Circuit**

**15th - 17th October 2004**



**Results Provided by MST Sports Timing Ltd**  
***[www.mstworld.com](http://www.mstworld.com)***

## Dunlop Mini Miglia Challenge

### QUALIFYING - RACE 1

POS	NO	CL	NAME	NAT	CAR	TIME	LAPS	GAP	MPH
1	1		Peter BALDWIN		Mini Miglia	54.602	15		80.84
2	3		Bill SOLLIS		Mini Miglia	54.777	15	0.175	80.58
3	0		Tim SIMS		Mini Miglia	55.036	14	0.434	80.20
4	26		Mark CHANDLER		Mini Miglia	55.200	15	0.598	79.97
5	83		Colin PEACOCK		Mini Miglia	55.268	14	0.666	79.87
6	2		Kelly ROGERS		Vickers Mini Miglia	55.438	16	0.836	79.62
7	24		Malc STAPLETON		Vickers Mini Miglia	55.724	15	1.122	79.21
8	17		Phil ANNING		Mini Miglia	55.778	15	1.176	79.14
9	22		Mark SIMS		Mini Miglia	55.815	16	1.213	79.08
10	32		Ralph SANDERS		Mini Miglia	55.953	15	1.351	78.89
11	18		Paul SIMMONDS		Mini Miglia	56.145	16	1.543	78.62
12	34		Lee JONES		Mini Miglia	56.692	14	2.090	77.86
13	40		Phil RUDGE		Mini Miglia	56.795	15	2.193	77.72
14	69		Tony LE MAY		Mini Miglia	56.918	13	2.316	77.55
15	28		Philip LEE		Mini Miglia	57.485	15	2.883	76.79
16	27		Scott BENNETT		Wealden Mini Miglia	58.330	15	3.728	75.67
17	8		Sarah MUNNS		Mini Miglia	1:16.719	1	22.117	57.53

Car No's 28 &34 need working transponders please.

Weather / Track : Cloudy / Dry

These results are provisional until the conclusion of any judicial and technical matters.

Brands Hatch

Circuit Length = 1.2262 miles.

Start: 12:30 End: 12:45

Clerk Of Course:	Stewards:	Timekeeper:
------------------	-----------	-------------

## Dunlop Mini Miglia Challenge

### QUALIFYING - LAP ANALYSIS

<b>0</b>	<b>Tim SIMS</b>	Mini Miglia			
1 -	1:29.960	6 -	55.382	11 -	55.173
2 -	1:00.794	7 -	55.066	12 -	2:06.021P
3 -	56.712	8 -	<b>55.036</b>	13 -	1:17.153
4 -	55.622	9 -	55.283	14 -	56.413
5 -	55.218	10 -	55.668		
<b>1</b>	<b>Peter BALDWIN</b>	Mini Miglia			
1 -	1:40.642	6 -	1:12.641	11 -	55.141
2 -	57.638	7 -	1:00.866	12 -	58.794
3 -	54.617	8 -	55.080	13 -	<b>54.602</b>
4 -	55.492	9 -	54.685	14 -	1:04.391
5 -	54.705	10 -	55.037	15 -	54.926
<b>2</b>	<b>Kelly ROGERS</b>	Vickers Mini Miglia			
1 -	1:15.613	6 -	55.816	11 -	55.555
2 -	56.193	7 -	55.805	12 -	<b>55.438</b>
3 -	56.159	8 -	55.805	13 -	1:06.388
4 -	55.960	9 -	55.708	14 -	55.657
5 -	55.980	10 -	1:14.663	15 -	1:05.104
<b>3</b>	<b>Bill SOLLIS</b>	Mini Miglia			
1 -	2:02.946	6 -	54.959	11 -	59.552
2 -	56.833	7 -	57.283	12 -	54.898
3 -	55.808	8 -	1:00.542	13 -	59.033
4 -	55.185	9 -	54.786	14 -	55.090
5 -	55.115	10 -	<b>54.777</b>	15 -	55.244
<b>8</b>	<b>Sarah MUNNS</b>	Mini Miglia			
1 -	<b>1:16.719</b>				
<b>17</b>	<b>Phil ANNING</b>	Mini Miglia			
1 -	1:32.666	6 -	56.666	11 -	57.353
2 -	1:01.530	7 -	1:05.607	12 -	<b>55.778</b>
3 -	57.673	8 -	1:10.297	13 -	58.041
4 -	57.085	9 -	57.061	14 -	55.882
5 -	56.157	10 -	56.171	15 -	55.877

Car No's 28 & 34 need working transponders please.  
Weather / Track : Cloudy / Dry

Brands Hatch  
Circuit Length = 1.2262 miles.  
Start: 12:30 End: 12:45

## Dunlop Mini Miglia Challenge QUALIFYING - LAP ANALYSIS

(contd.)

<b>18</b>	<b>Paul SIMMONDS</b>	Mini Miglia					
1 -	1:11.551	6 -	56.410	11 -	56.248	16 -	1:07.311
2 -	58.338	7 -	56.494	12 -	56.287		
3 -	57.163	8 -	1:02.134	13 -	56.577		
4 -	57.390	9 -	56.495	14 -	56.873		
5 -	<b>56.145</b>	10 -	57.120	15 -	56.956		
<b>22</b>	<b>Mark SIMS</b>	Mini Miglia					
1 -	1:15.832	6 -	56.072	11 -	55.961	16 -	56.234
2 -	57.530	7 -	56.782	12 -	<b>55.815</b>		
3 -	56.783	8 -	56.537	13 -	55.896		
4 -	56.219	9 -	56.182	14 -	55.953		
5 -	56.104	10 -	56.718	15 -	56.264		
<b>24</b>	<b>Malc STAPLETON</b>	Vickers Mini Miglia					
1 -	1:16.782	6 -	56.050	11 -	<b>55.724</b>		
2 -	1:32.103	7 -	56.683	12 -	56.946		
3 -	58.598	8 -	56.276	13 -	56.215		
4 -	56.255	9 -	56.069	14 -	56.675		
5 -	56.465	10 -	56.757	15 -	55.878		
<b>26</b>	<b>Mark CHANDLER</b>	Mini Miglia					
1 -	1:22.229	6 -	1:11.345	11 -	<b>55.200</b>		
2 -	59.994	7 -	1:06.917	12 -	58.548		
3 -	57.690	8 -	58.866	13 -	56.193		
4 -	55.772	9 -	55.510	14 -	55.696		
5 -	55.378	10 -	57.898	15 -	55.309		
<b>27</b>	<b>Scott BENNETT</b>	Wealden Mini Miglia					
1 -	1:34.080	6 -	59.158	11 -	58.474		
2 -	1:05.138	7 -	59.173	12 -	59.557		
3 -	1:02.288	8 -	59.504	13 -	59.904		
4 -	1:00.635	9 -	58.657	14 -	59.903		
5 -	1:00.280	10 -	59.108	15 -	<b>58.330</b>		
<b>28</b>	<b>Philip LEE</b>	Mini Miglia					
1 -	1:43.065	6 -	57.757	11 -	58.836		
2 -	1:00.474	7 -	58.773	12 -	57.772		
3 -	58.681	8 -	58.647	13 -	57.905		
4 -	58.895	9 -	<b>57.485</b>	14 -	58.097		
5 -	58.596	10 -	57.947	15 -	58.237		

Car No's 28 & 34 need working transponders please.  
Weather / Track : Cloudy / Dry

Brands Hatch  
Circuit Length = 1.2262 miles.  
Start: 12:30 End: 12:45

## Dunlop Mini Miglia Challenge QUALIFYING - LAP ANALYSIS

(contd.)


<b>32</b>	<b>Ralph SANDERS</b>				Mini Miglia
1 -	1:15.976	6 -	<b>55.953</b>	11 -	56.649
2 -	57.709	7 -	56.133	12 -	56.003
3 -	56.750	8 -	56.174	13 -	56.366
4 -	56.324	9 -	57.190	14 -	56.099
5 -	56.243	10 -	56.218	15 -	1:07.273
<b>34</b>	<b>Lee JONES</b>				Mini Miglia
1 -	1:35.125	6 -	59.311	11 -	<b>56.692</b>
2 -	1:03.670	7 -	1:29.101P	12 -	1:45.407P
3 -	58.098	8 -	1:13.157	13 -	1:09.833
4 -	57.223	9 -	56.897	14 -	56.780
5 -	57.027	10 -	57.173		
<b>40</b>	<b>Phil RUDGE</b>				Mini Miglia
1 -	1:41.932	6 -	57.209	11 -	57.394
2 -	59.146	7 -	1:03.410	12 -	57.551
3 -	58.685	8 -	58.280	13 -	1:02.197
4 -	<b>56.795</b>	9 -	56.817	14 -	56.879
5 -	56.903	10 -	56.981	15 -	1:00.351
<b>69</b>	<b>Tony LE MAY</b>				Mini Miglia
1 -	1:33.893	6 -	2:37.966P	11 -	57.995
2 -	1:00.988	7 -	1:11.452	12 -	57.286
3 -	57.398	8 -	57.591	13 -	57.000
4 -	57.052	9 -	57.306		
5 -	<b>56.918</b>	10 -	57.601		
<b>83</b>	<b>Colin PEACOCK</b>				Mini Miglia
1 -	1:29.572	6 -	55.294	11 -	55.575
2 -	1:00.849	7 -	<b>55.268</b>	12 -	55.901
3 -	56.667	8 -	1:01.132	13 -	55.961
4 -	55.960	9 -	55.771	14 -	55.872
5 -	55.573	10 -	55.887		

Car No's 28 & 34 need working transponders please.  
Weather / Track : Cloudy / Dry

Brands Hatch  
Circuit Length = 1.2262 miles.  
Start: 12:30 End: 12:45

# Dunlop Mini Miglia Challenge

## GRID - RACE 1

ROW 9	8	MUNNS		
ROW 8	28	LEE	27	BENNETT
ROW 7	40	RUDGE	69	LE MAY
ROW 6	18	SIMMONDS	34	JONES
ROW 5	22	SIMS	32	SANDERS
ROW 4	24	STAPLETON	17	ANNING
ROW 3	83	PEACOCK	2	ROGERS
ROW 2	0	SIMS	26	CHANDLER
ROW 1	1	BALDWIN	3	SOLLIS
<b>POLE</b>				
				

Car No's 28 & 34 need working transponders please.

Weather / Track : Cloudy / Dry

These results are provisional until the conclusion of any judicial and technical matters.

Brands Hatch

Circuit Length = 1.2262 miles.

Start: 12:30 End: 12:45

Clerk Of Course:

Stewards:

Timekeeper:

## Dunlop Mini Miglia Challenge

### RACE CLASSIFICATION - RACE 1

POS	NO	CL	NAME	NAT	CAR	TIME	LAPS	GAP	MPH	BEST
1	2		<b>Kelly ROGERS</b>		Vickers Mini Miglia	10:51.349	11		74.65	57.686
2	1		<b>Peter BALDWIN</b>		Mini Miglia	10:55.552	11	4.203	74.17	58.536
3	3		<b>Bill SOLLIS</b>		Mini Miglia	10:56.260	11	4.911	74.09	58.464
4	22		<b>Mark SIMS</b>		Mini Miglia	10:56.687	11	5.338	74.04	58.280
5	18		<b>Paul SIMMONDS</b>		Mini Miglia	11:10.560	11	19.211	72.51	59.786
6	24		<b>Malc STAPLETON</b>		Vickers Mini Miglia	11:11.022	11	19.673	72.46	59.359
7	0		<b>Tim SIMS</b>		Mini Miglia	11:15.961	11	24.612	71.93	59.469
8	8		<b>Sarah MUNNS</b>		Mini Miglia	11:38.118	11	46.769	69.65	1:00.928
9	34		<b>Lee JONES</b>		Mini Miglia	11:45.415	11	54.066	68.93	1:02.410
10	27		<b>Scott BENNETT</b>		Wealden Mini Miglia	11:51.325	11	59.976	68.35	1:02.492
NOT CLASSIFIED										
	26		<b>Mark CHANDLER</b>		Mini Miglia	7:01.335	7	D.N.F.	73.50	58.562
	83		<b>Colin PEACOCK</b>		Mini Miglia	7:01.458	7	D.N.F.	73.47	57.859
	32		<b>Ralph SANDERS</b>		Mini Miglia		0	D.N.F.	N/A	
	69		<b>Tony LE MAY</b>		Mini Miglia		0	D.N.F.	N/A	
FASTEST LAP										
	2		<b>Kelly ROGERS</b>		Vickers Mini Miglia	57.686	7	76.52mph		123.15kph

Car No's 17 & 40 took first start.

Weather / Track : Cloudy / Dry

These results are provisional until the conclusion of any judicial and technical matters.

Brands Hatch

Circuit Length = 1.2262 miles.

Start: 16:18 End: 16:29

Clerk Of Course:	Stewards:	Timekeeper:
------------------	-----------	-------------

## Dunlop Mini Miglia Challenge

### RACE CLASSIFICATION - RACE 1 - LAP CHART

Lap 1			Lap 2			Lap 3			Lap 4			Lap 5		
No	Behind	Laptime	No	Behind	Laptime	No	Behind	Laptime	No	Behind	Laptime	No	Behind	Laptime
3		1:05.656	1		59.445	1		59.674	2		57.922	2		57.991
1	0.407	1:06.063	3	0.042	59.894	2	0.027	59.426	1	1.258	59.207	1	1.811	58.544
2	0.777	1:06.433	2	0.275	59.350	3	0.421	1:00.053	3	1.765	59.293	3	2.667	58.893
26	1.586	1:07.242	26	1.062	59.328	26	0.828	59.440	26	2.202	59.323	26	3.065	58.854
18	3.362	1:09.018	18	3.497	59.987	22	2.746	58.772	22	3.139	58.342	83	3.523	58.242
22	4.271	1:09.927	22	3.648	59.229	83	2.987	58.588	83	3.272	58.234	22	3.660	58.512
83	6.066	1:11.722	83	4.073	57.859	18	4.084	1:00.261	18	6.189	1:00.054	18	8.876	1:00.678
0	6.163	1:11.819	0	6.596	1:00.285	0	6.921	59.999	0	8.771	59.799	0	10.323	59.543
8	7.033	1:12.689	24	8.001	1:00.471	24	7.686	59.359	24	9.278	59.541	24	10.787	59.500
24	7.382	1:13.038	8	8.629	1:01.448	8	10.248	1:01.293	8	13.913	1:01.614	8	16.850	1:00.928
27	8.713	1:14.369	34	13.257	1:03.832	34	16.850	1:03.267	34	21.852	1:02.951	34	27.051	1:03.190
34	9.277	1:14.933	27	17.423	1:08.562	27	21.052	1:03.303	27	27.331	1:04.228	27	32.405	1:03.065

Car No's 17 & 40 took first start.  
Weather / Track : Cloudy / Dry

Brands Hatch  
Circuit Length = 1.2262 miles.  
Start: 16:18 End: 16:29



**Dunlop Mini Miglia Challenge**  
**RACE CLASSIFICATION - RACE 1 - LAP CHART**  
 (contd.)

Lap 6			Lap 7			Lap 8			Lap 9			Lap 10		
No	Behind	Laptime	No	Behind	Laptime	No	Behind	Laptime	No	Behind	Laptime	No	Behind	Laptime
2		57.789	2		57.686	2		57.934	2		58.364	2		59.058
1	2.740	58.718	1	3.590	58.536	1	4.507	58.851	1	4.840	58.697	1	4.550	58.768
3	3.545	58.667	3	4.449	58.590	3	5.893	59.378	3	6.174	58.645	3	5.580	58.464
26	3.862	58.586	26	4.738	58.562	22	6.669	59.560	22	6.906	58.601	22	6.317	58.469
83	3.978	58.244	83	4.861	58.569	0	16.347	1:00.328	18	17.961	59.927	18	18.689	59.786
22	4.449	58.578	22	5.043	58.280	18	16.398	1:01.008	24	18.187	59.782	24	19.329	1:00.200
18	11.112	1:00.025	18	13.324	59.898	24	16.769	1:00.343	0	19.286	1:01.303	0	21.198	1:00.970
0	12.170	59.636	0	13.953	59.469	8	37.091	1:06.951	8	41.068	1:02.341	8	44.333	1:02.323
24	12.491	59.493	24	14.360	59.555	34	42.794	1:03.703	34	46.840	1:02.410	34	50.499	1:02.717
8	20.144	1:01.083	8	28.074	1:05.616	27	47.810	1:03.501	27	52.131	1:02.685	27	56.553	1:03.480
34	32.155	1:02.893	34	37.025	1:02.556									
27	37.437	1:02.821	27	42.243	1:02.492									

Car No's 17 & 40 took first start.  
 Weather / Track : Cloudy / Dry

Brands Hatch  
 Circuit Length = 1.2262 miles.  
 Start: 16:18 End: 16:29

**Dunlop Mini Miglia Challenge**  
**RACE CLASSIFICATION - RACE 1 - LAP CHART**  
 (contd.)


Lap 11			Lap 12			Lap 13			Lap 14			Lap 15		
No	Behind	Laptime	No	Behind	Laptime	No	Behind	Laptime	No	Behind	Laptime	No	Behind	Laptime
2		59.396												
1	4.203	59.049												
3	4.911	58.727												
22	5.338	58.417												
18	19.211	59.918												
24	19.673	59.740												
0	24.612	1:02.810												
8	46.769	1:01.832												
34	54.066	1:02.963												
27	59.976	1:02.819												

Car No's 17 & 40 took first start.  
 Weather / Track : Cloudy / Dry

Brands Hatch  
 Circuit Length = 1.2262 miles.  
 Start: 16:18 End: 16:29

# Dunlop Mini Miglia Challenge

## GRID - RACE 7

ROW 9	8	MUNNS	
ROW 8	28	LEE	27 BENNETT
ROW 7	40	RUDGE	69 LE MAY
ROW 6	18	SIMMONDS	34 JONES
ROW 5	22	SIMS	32 SANDERS
ROW 4	17	ANNING	24 STAPLETON
ROW 3	26	CHANDLER	2 ROGERS
ROW 2	0	SIMS	83 PEACOCK
ROW 1	1	BALDWIN	3 SOLLIS
<b>POLE</b>			
			

Weather / Track : Cloudy / Dry

These times are provisional until the conclusion of any judicial and technical matters.

Brands Hatch

Circuit Length = 1.2262 miles.

Start: 13:06 End: 13:20

Clerk Of Course:

Stewards:

Timekeeper:

# Dunlop Mini Miglia Challenge

## RACE CLASSIFICATION - RACE 7

POS	NO	CL	NAME	NAT	CAR	TIME	LAPS	GAP	MPH	BEST
1	1		Peter BALDWIN		Mini Miglia	15:43.006	17		79.65	54.759
2	3		Bill SOLLIS		Mini Miglia	15:43.270	17	0.264	79.62	54.770
3	0		Tim SIMS		Mini Miglia	15:43.547	17	0.541	79.60	54.498
4	83		Colin PEACOCK		Mini Miglia	15:56.634	17	13.628	78.51	55.554
5	22		Mark SIMS		Mini Miglia	16:01.396	17	18.390	78.12	55.840
6	26		Mark CHANDLER		Mini Miglia	16:01.809	17	18.803	78.09	55.370
7	24		Malc STAPLETON		Vickers Mini Miglia	16:12.841	17	29.835	77.20	56.116
8	34		Lee JONES		Mini Miglia	16:13.072	17	30.066	77.19	55.991
9	40		Phil RUDGE		Mini Miglia	16:25.375	17	42.369	76.22	56.573
10	8		Sarah MUNNS		Mini Miglia	16:30.485	17	47.479	75.83	57.214
11	27		Scott BENNETT		Wealden Mini Miglia	16:01.109	16	1 LAP	73.55	58.442
12	18		Paul SIMMONDS		Mini Miglia	16:02.755	16	1 LAP	73.43	56.623
13	28		Philip LEE		Mini Miglia	16:21.681	16	1 LAP	72.01	59.667
NOT CLASSIFIED										
	17		Phil ANNING		Mini Miglia	9:27.827	10	D.N.F.	77.86	55.447
	32		Ralph SANDERS		Mini Miglia	7:43.148	8	D.N.F.	76.39	56.248
FASTEST LAP										
	0		Tim SIMS		Mini Miglia	54.498	6	81.00mph		130.35kph

Car No 2 took first start.

Weather / Track : Cloudy / Damp

These results are provisional until the conclusion of any judicial and technical matters.

Brands Hatch

Circuit Length = 1.2262 miles.

Start: 12:29 End: 12:49

Clerk Of Course:	Stewards:	Timekeeper:
------------------	-----------	-------------

## Dunlop Mini Miglia Challenge

### RACE CLASSIFICATION - RACE 7 - LAP CHART

Lap 1			Lap 2			Lap 3			Lap 4			Lap 5		
No	Behind	Laptime	No	Behind	Laptime	No	Behind	Laptime	No	Behind	Laptime	No	Behind	Laptime
1		1:02.382	1		55.304	1		54.909	1		55.156	1		55.215
3	0.030	1:02.412	3	0.222	55.496	3	0.362	55.049	3	0.142	54.936	3	0.191	55.264
83	0.923	1:03.305	83	1.219	55.600	83	2.110	55.800	0	2.696	54.962	0	2.528	55.047
17	1.457	1:03.839	17	1.887	55.734	17	2.790	55.812	83	2.698	55.744	83	3.303	55.820
22	2.364	1:04.746	22	3.082	56.022	0	2.890	54.687	17	3.450	55.816	17	3.907	55.672
32	3.056	1:05.438	0	3.112	55.361	22	4.200	56.027	22	4.967	55.923	22	5.633	55.881
0	3.055	1:05.437	32	4.009	56.257	32	5.348	56.248	26	6.448	55.968	26	7.036	55.803
24	4.056	1:06.438	26	5.175	56.338	26	5.636	55.370	32	7.018	56.826	32	8.197	56.394
26	4.141	1:06.523	24	5.600	56.848	24	6.807	56.116	24	8.109	56.458	24	9.320	56.426
18	4.961	1:07.343	18	6.625	56.968	18	8.684	56.968	18	10.518	56.990	18	12.103	56.800
34	5.519	1:07.901	34	7.070	56.855	34	8.886	56.725	34	10.682	56.952	34	12.213	56.746
40	6.204	1:08.586	40	8.380	57.480	40	10.593	57.122	40	12.263	56.826	40	13.621	56.573
8	6.561	1:08.943	8	8.941	57.684	8	11.361	57.329	8	13.463	57.258	8	15.542	57.294
27	8.086	1:10.468	27	11.670	58.888	27	16.496	59.735	27	21.476	1:00.136	27	25.808	59.547
28	11.666	1:14.048	28	17.762	1:01.400	28	23.343	1:00.490	28	28.200	1:00.013	28	33.432	1:00.447

Car No 2 took first start.  
Weather / Track : Cloudy / Damp

Brands Hatch  
Circuit Length = 1.2262 miles.  
Start: 12:29 End: 12:49

**Dunlop Mini Miglia Challenge**  
**RACE CLASSIFICATION - RACE 7 - LAP CHART**  
 (contd.)

Lap 6			Lap 7			Lap 8			Lap 9			Lap 10		
No	Behind	Laptime	No	Behind	Laptime	No	Behind	Laptime	No	Behind	Laptime	No	Behind	Laptime
1		54.947	1		55.182	1		55.098	1		54.879	1		54.816
3	0.227	54.983	3	0.375	55.330	3	0.341	55.064	3	0.232	54.770	3	0.270	54.854
0	2.079	54.498	0	1.808	54.911	0	1.487	54.777	0	1.347	54.739	0	1.214	54.683
83	3.945	55.589	83	4.491	55.728	83	5.067	55.674	83	6.966	56.778	83	7.704	55.554
17	4.407	55.447	17	4.815	55.590	17	5.173	55.456	17	7.302	57.008	17	9.939	57.453
22	6.827	56.141	22	7.485	55.840	22	8.540	56.153	22	9.897	56.236	22	11.075	55.994
26	7.870	55.781	26	8.455	55.767	26	9.274	55.917	26	10.004	55.609	26	11.161	55.973
32	10.039	56.789	32	11.754	56.897	24	13.546	56.607	24	15.564	56.897	24	17.321	56.573
24	10.752	56.379	24	12.037	56.467	32	14.955	58.299	34	20.141	56.621	34	21.691	56.366
18	14.245	57.089	18	15.941	56.878	18	17.952	57.109	18	20.908	57.835	18	22.715	56.623
34	14.306	57.040	34	16.011	56.887	34	18.399	57.486	40	22.046	57.223	40	23.985	56.755
40	15.536	56.862	40	17.557	57.203	40	19.702	57.243	8	24.960	57.214	8	27.414	57.270
8	17.926	57.331	8	20.399	57.655	8	22.625	57.324	27	43.093	59.111	27	47.253	58.976
27	30.541	59.680	27	34.498	59.139	27	38.861	59.461	28	53.362	1:00.213			
28	38.926	1:00.441	28	43.459	59.715	28	48.028	59.667						

Car No 2 took first start.  
 Weather / Track : Cloudy / Damp

Brands Hatch  
 Circuit Length = 1.2262 miles.  
 Start: 12:29 End: 12:49

**Dunlop Mini Miglia Challenge**  
**RACE CLASSIFICATION - RACE 7 - LAP CHART**  
 (contd.)

Lap 11			Lap 12			Lap 13			Lap 14			Lap 15		
No	Behind	Laptime	No	Behind	Laptime	No	Behind	Laptime	No	Behind	Laptime	No	Behind	Laptime
1		55.181	1		55.191	1		54.954	1		54.881	1		55.136
3	0.478	55.389	3	0.345	55.058	3	0.328	54.937	3	0.285	54.838	3	0.199	55.050
0	0.707	54.674	0	0.635	55.119	0	0.534	54.853	0	0.533	54.880	0	0.343	54.946
28	1 LAP	1:01.437	83	9.001	56.028	27	1 LAP	1:01.803	27	1 LAP	58.479	27	1 LAP	58.442
83	8.164	55.641	28	1 LAP	1:01.571	83	9.760	55.713	83	10.705	55.826	83	11.177	55.608
22	11.920	56.026	22	12.975	56.246	22	14.106	56.085	22	15.218	55.993	22	16.118	56.036
26	12.086	56.106	26	13.139	56.244	26	14.500	56.315	26	15.491	55.872	26	16.407	56.052
24	19.051	56.911	24	20.796	56.936	28	1 LAP	1:01.125	28	1 LAP	1:00.126	24	25.619	56.878
34	22.847	56.337	34	23.730	56.074	24	22.373	56.531	24	23.877	56.385	34	27.696	56.537
18	24.684	57.150	18	27.485	57.992	34	24.876	56.100	34	26.295	56.300	28	1 LAP	1:01.075
40	25.965	57.161	40	27.945	57.171	40	30.664	57.673	40	33.473	57.690	40	35.817	57.480
8	30.269	58.036	8	33.154	58.076	8	35.894	57.694	8	38.896	57.883	8	41.356	57.596
27	52.029	59.957				18	37.884	1:05.353	18	47.533	1:04.530			

Car No 2 took first start.  
 Weather / Track : Cloudy / Damp

Brands Hatch  
 Circuit Length = 1.2262 miles.  
 Start: 12:29 End: 12:49

**Dunlop Mini Miglia Challenge**  
**RACE CLASSIFICATION - RACE 7 - LAP CHART**  
 (contd.)

Lap 16			Lap 17			Lap 18			Lap 19			Lap 20		
No	Behind	Laptime	No	Behind	Laptime	No	Behind	Laptime	No	Behind	Laptime	No	Behind	Laptime
1		54.759	1		55.016									
3	0.347	54.907	3	0.264	54.933									
0	0.827	55.243	0	0.541	54.730									
18	1 LAP	1:07.987	83	13.628	55.891									
83	12.753	56.335	27	1 LAP	58.514									
27	1 LAP	58.773	22	18.390	56.021									
22	17.385	56.026	26	18.803	56.137									
26	17.682	56.034	18	1 LAP	1:09.140									
24	28.124	57.264	24	29.835	56.727									
34	29.091	56.154	34	30.066	55.991									
28	1 LAP	1:00.100	28	1 LAP	59.813									
40	38.424	57.366	40	42.369	58.961									
8	44.241	57.644	8	47.479	58.254									

Car No 2 took first start.  
 Weather / Track : Cloudy / Damp

Brands Hatch  
 Circuit Length = 1.2262 miles.  
 Start: 12:29 End: 12:49



## BRDC Single Seater Championship QUALIFYING - RACE 4

POS	NO	CL	NAME	NAT	CAR	TIME	LAPS	GAP	MPH
1	9	A	Richard KEEN		Van Diemen	50.327	6		87.71
2	1	A	Andrew BENTLEY		Van Diemen	50.425	8	0.098	87.54
3	7	A	Aaron STROUD		Van Diemen	50.448	11	0.121	87.50
4	2	A	Matt SHAWYER		Van Diemen	50.589	11	0.262	87.25
5	12	A	James LITTLEJOHN		Van Diemen	50.802	12	0.475	86.89
6	5	A	David DICKENSON		Van Diemen	51.032	11	0.705	86.50
7	14	A	Chris WARE		Van Diemen	51.241	12	0.914	86.14
8	8	A	Joshua SOUTHALL		Van Diemen	51.443	9	1.116	85.81
9	11	A	Alex WATERS		Van Diemen	51.458	12	1.131	85.78
10	4	A	Ben EVANS		Van Diemen	51.843	12	1.516	85.14
11	6	A	Chris BURRELL		Van Diemen	51.857	12	1.530	85.12
12	29	B	Jonathan BAKER		Zeus SC1	52.249	11	1.922	84.48
13	24	B	Wayne KEEBER		Zeus SC1	52.918	9	2.591	83.41
14	22	B	Tom RAWLES		Zeus SC1	54.018	11	3.691	81.71
15	26	B	Alex GOULDEN		Zeus SC1	54.103	10	3.776	81.59
16	31	B	Jim TAYLOR		Zeus SC1	54.449	11	4.122	81.07
17	30	B	Richard WILLIAMS		Zeus SC1	54.764	11	4.437	80.60

Weather / Track : Cloudy / Dry

These results are provisional until the conclusion of any judicial and technical matters.

Brands Hatch

Circuit Length = 1.2262 miles.

Start: 12:55 End: 13:06

Clerk Of Course:	Stewards:	Timekeeper:
------------------	-----------	-------------

## BRDC Single Seater Championship QUALIFYING - LAP ANALYSIS

<b>1</b>	<b>Andrew BENTLEY</b>	Van Diemen		
1 -	1:04.059	6 -	50.526	
2 -	51.433	7 -	50.486	
3 -	51.897	8 -	50.625	
4 -	50.814			
5 -	<b>50.425</b>			
<b>2</b>	<b>Matt SHAWYER</b>	Van Diemen		
1 -	1:22.033	6 -	<b>50.589</b>	11 - 57.551
2 -	51.688	7 -	1:00.350	
3 -	52.278	8 -	50.603	
4 -	51.108	9 -	50.687	
5 -	50.764	10 -	50.742	
<b>4</b>	<b>Ben EVANS</b>	Van Diemen		
1 -	1:08.960	6 -	52.546	11 - 52.178
2 -	53.702	7 -	<b>51.843</b>	12 - 54.646
3 -	52.887	8 -	52.589	
4 -	51.994	9 -	52.840	
5 -	57.650	10 -	51.970	
<b>5</b>	<b>David DICKENSON</b>	Van Diemen		
1 -	1:12.295	6 -	51.445	11 - 54.079
2 -	52.274	7 -	<b>51.032</b>	
3 -	51.970	8 -	53.680	
4 -	51.560	9 -	1:02.434	
5 -	1:00.214	10 -	1:14.474	
<b>6</b>	<b>Chris BURRELL</b>	Van Diemen		
1 -	1:11.038	6 -	52.174	11 - 54.012
2 -	53.359	7 -	52.114	12 - 55.138
3 -	53.394	8 -	<b>51.857</b>	
4 -	52.108	9 -	52.043	
5 -	52.274	10 -	52.931	
<b>7</b>	<b>Aaron STROUD</b>	Van Diemen		
1 -	1:02.099	6 -	50.477	11 - 1:52.202P
2 -	51.553	7 -	<b>50.448</b>	
3 -	51.078	8 -	51.644	
4 -	50.788	9 -	51.250	
5 -	50.583	10 -	51.421	

## BRDC Single Seater Championship QUALIFYING - LAP ANALYSIS

(contd.)

<b>8</b>	<b>Joshua SOUTHALL</b>	Van Diemen		
1 -	1:16.524	6 -	51.512	
2 -	53.046	7 -	51.649	
3 -	51.886	8 -	<b>51.443</b>	
4 -	51.708	9 -	52.443	
5 -	52.619			
<b>9</b>	<b>Richard KEEN</b>	Van Diemen		
1 -	1:05.100	6 -	<b>50.327</b>	
2 -	50.882			
3 -	50.816			
4 -	50.578			
5 -	50.385			
<b>11</b>	<b>Alex WATERS</b>	Van Diemen		
1 -	1:06.516	6 -	1:06.525	11 -
2 -	51.825	7 -	51.818	12 -
3 -	51.571	8 -	51.996	
4 -	<b>51.458</b>	9 -	51.708	
5 -	52.285	10 -	51.732	
<b>12</b>	<b>James LITTLEJOHN</b>	Van Diemen		
1 -	1:04.931	6 -	50.816	11 -
2 -	52.048	7 -	51.521	12 -
3 -	51.366	8 -	51.013	
4 -	51.056	9 -	<b>50.802</b>	
5 -	50.953	10 -	52.410	
<b>14</b>	<b>Chris WARE</b>	Van Diemen		
1 -	1:06.390	6 -	<b>51.241</b>	11 -
2 -	51.725	7 -	51.441	12 -
3 -	52.581	8 -	53.056	
4 -	51.311	9 -	52.055	
5 -	51.500	10 -	52.039	
<b>22</b>	<b>Tom RAWLES</b>	Zeus SC1		
1 -	1:28.074	6 -	<b>54.018</b>	11 -
2 -	56.396	7 -	56.609	
3 -	54.608	8 -	54.399	
4 -	54.266	9 -	55.351	
5 -	54.284	10 -	54.642	

## BRDC Single Seater Championship QUALIFYING - LAP ANALYSIS


(contd.)

<b>24</b>	<b>Wayne KEEBER</b>	Zeus SC1		
1 -	1:25.050	6 -	<b>52.918</b>	
2 -	55.651	7 -	2:25.930P	
3 -	54.088	8 -	1:27.825	
4 -	53.428	9 -	56.871	
5 -	53.317			
<b>26</b>	<b>Alex GOULDEN</b>	Zeus SC1		
1 -	1:17.897	6 -	54.203	
2 -	55.235	7 -	54.141	
3 -	55.193	8 -	<b>54.103</b>	
4 -	54.881	9 -	54.465	
5 -	54.418	10 -	54.635	
<b>29</b>	<b>Jonathan BAKER</b>	Zeus SC1		
1 -	1:23.236	6 -	52.384	11 - 53.250
2 -	53.423	7 -	52.635	
3 -	52.363	8 -	52.368	
4 -	53.257	9 -	<b>52.249</b>	
5 -	52.604	10 -	52.984	
<b>30</b>	<b>Richard WILLIAMS</b>	Zeus SC1		
1 -	1:27.499	6 -	55.958	11 - 59.216
2 -	58.387	7 -	55.300	
3 -	56.761	8 -	<b>54.764</b>	
4 -	55.936	9 -	55.576	
5 -	55.549	10 -	55.374	
<b>31</b>	<b>Jim TAYLOR</b>	Zeus SC1		
1 -	1:25.856	6 -	54.477	11 - 58.198
2 -	56.550	7 -	54.473	
3 -	55.154	8 -	54.515	
4 -	<b>54.449</b>	9 -	58.187	
5 -	54.499	10 -	57.253	

# BRDC Single Seater Championship

## GRID - RACE 4

ROW 9	30 WILLIAMS	31 TAYLOR
ROW 8	26 GOULDEN	22 RAWLES
ROW 7	24 KEEBER	29 BAKER
ROW 6	6 BURRELL	4 EVANS
ROW 5	11 WATERS	8 SOUTHALL
ROW 4	14 WARE	5 DICKENSON
ROW 3	12 LITTLEJOHN	2 SHAWYER
ROW 2	7 STROUD	1 BENTLEY
ROW 1	9 KEEN	
	<b>POLE</b>	



Weather / Track : Cloudy / Dry

These results are provisional until the conclusion of any judicial and technical matters.

Brands Hatch

Circuit Length = 1.2262 miles.

Start: 12:55 End: 13:06

Clerk Of Course:

Stewards:

Timekeeper:

## BRDC Single Seater Championship RACE CLASSIFICATION - RACE 4

POS	NO	CL	NAME	NAT	CAR	TIME	LAPS	GAP	MPH	BEST
1	9	A	Richard KEEN		Van Diemen	10:15.190	12		86.21	50.538
2	7	A	Aaron STROUD		Van Diemen	10:15.296	12	0.106	86.20	50.225
3	1	A	Andrew BENTLEY		Van Diemen	10:17.942	12	2.752	85.83	50.437
4	2	A	Matt SHAWYER		Van Diemen	10:18.188	12	2.998	85.79	50.425
5	12	A	James LITTLEJOHN		Van Diemen	10:23.951	12	8.761	85.00	51.071
6	14	A	Chris WARE		Van Diemen	10:24.172	12	8.982	84.97	51.073
7	11	A	Alex WATERS		Van Diemen	10:28.729	12	13.539	84.36	51.309
8	4	A	Ben EVANS		Van Diemen	10:33.172	12	17.982	83.76	51.600
9	6	A	Chris BURRELL		Van Diemen	10:33.753	12	18.563	83.69	51.741
10	29	B	Jonathan BAKER		Zeus SC1	10:43.924	12	28.734	82.36	52.431
11	5	A	David DICKENSON		Van Diemen	10:44.814	12	29.624	82.25	51.067
12	22	B	Tom RAWLES		Zeus SC1	11:01.651	12	46.461	80.16	53.605
13	30	B	Richard WILLIAMS		Zeus SC1	10:34.833	11	1 LAP	76.59	55.068
NOT CLASSIFIED										
24	B	Wayne KEEBER		Zeus SC1	1:03.328	1	D.N.F.	70.77	1:03.328	
26	B	Alex GOULDEN		Zeus SC1		0	D.N.F.	N/A		
31	B	Jim TAYLOR		Zeus SC1		0	D.N.F.	N/A		
FASTEST LAP										
7	A	Aaron STROUD		Van Diemen	50.225	8	87.89mph	141.44kph		
29	B	Jonathan BAKER		Zeus SC1	52.431	3	84.19mph	135.49kph		

Weather / Track : Cloudy / Dry

These results are provisional until the conclusion of any judicial and technical matters.

Brands Hatch

Circuit Length = 1.2262 miles.

Start: 17:43 End: 17:53

Clerk Of Course:	Stewards:	Timekeeper:
------------------	-----------	-------------

## BRDC Single Seater Championship RACE CLASSIFICATION - RACE 4 - LAP CHART

Lap 1			Lap 2			Lap 3			Lap 4			Lap 5		
No	Behind	Laptime	No	Behind	Laptime	No	Behind	Laptime	No	Behind	Laptime	No	Behind	Laptime
9		56.848	9		50.864	9		50.796	9		50.706	9		50.784
1	0.593	57.441	1	0.776	51.047	1	1.070	51.090	7	1.288	50.915	7	1.156	50.652
7	0.735	57.583	7	0.831	50.960	7	1.079	51.044	1	1.621	51.257	1	1.274	50.437
2	0.974	57.822	2	1.293	51.183	2	1.275	50.778	2	1.794	51.225	2	1.435	50.425
12	1.568	58.416	12	2.364	51.660	12	2.903	51.335	12	3.647	51.450	12	4.086	51.223
14	2.237	59.085	14	2.819	51.446	14	3.712	51.689	14	4.206	51.200	14	4.495	51.073
5	2.826	59.674	5	3.643	51.681	4	5.702	52.388	11	7.282	52.015	11	7.884	51.386
4	3.156	1:00.004	4	4.110	51.818	11	5.973	52.226	4	7.771	52.775	4	8.727	51.740
11	3.304	1:00.152	11	4.543	52.103	6	6.894	52.020	6	8.252	52.064	6	9.313	51.845
6	4.235	1:01.083	6	5.670	52.299	29	8.184	52.431	29	10.564	53.086	29	12.539	52.759
29	4.907	1:01.755	29	6.549	52.506	22	15.606	54.950	22	19.141	54.241	22	22.559	54.202
24	6.480	1:03.328	22	11.452	55.227	5	20.775	1:07.928	5	21.862	51.793	5	22.972	51.894
22	7.089	1:03.937	30	18.974	58.032	30	24.861	56.683	30	30.414	56.259	30	35.405	55.775
30	11.806	1:08.654												

**BRDC Single Seater Championship**  
**RACE CLASSIFICATION - RACE 4 - LAP CHART**  
 (contd.)

Lap 6			Lap 7			Lap 8			Lap 9			Lap 10		
No	Behind	Laptime	No	Behind	Laptime	No	Behind	Laptime	No	Behind	Laptime	No	Behind	Laptime
9		50.790	9		50.656	9		50.538	9		50.552	9		50.883
7	0.783	50.417	7	0.582	50.455	7	0.269	50.225	7	0.356	50.639	7	0.346	50.873
1	1.384	50.900	1	1.736	51.008	1	2.199	51.001	1	2.884	51.237	1	3.138	51.137
2	1.714	51.069	2	1.821	50.763	2	2.381	51.098	2	3.028	51.199	2	3.638	51.493
12	4.664	51.368	12	5.608	51.600	12	6.720	51.650	12	7.844	51.676	30	1 LAP	57.463
14	4.850	51.145	14	5.802	51.608	14	6.794	51.530	14	7.921	51.679	12	8.217	51.256
11	8.403	51.309	11	9.213	51.466	11	10.098	51.423	11	10.995	51.449	14	8.313	51.275
4	9.537	51.600	4	10.665	51.784	4	12.196	52.069	4	13.658	52.014	11	11.694	51.582
6	10.356	51.833	6	11.769	52.069	6	13.959	52.728	6	15.529	52.122	4	14.964	52.189
29	14.737	52.988	29	17.029	52.948	29	19.542	53.051	29	22.097	53.107	6	16.643	51.997
5	25.106	52.924	5	26.230	51.780	5	27.313	51.621	5	28.148	51.387	29	24.020	52.806
22	26.533	54.764	22	29.849	53.972	22	33.954	54.643	22	37.544	54.142	5	28.554	51.289
30	40.562	55.947	30	44.974	55.068	30	49.588	55.152				22	40.776	54.115




**BRDC Single Seater Championship**  
**RACE CLASSIFICATION - RACE 4 - LAP CHART**  
 (contd.)

Lap 11			Lap 12			Lap 13			Lap 14			Lap 15		
No	Behind	Laptime	No	Behind	Laptime	No	Behind	Laptime	No	Behind	Laptime	No	Behind	Laptime
9		50.852	9		50.921									
7	0.325	50.831	7	0.106	50.702									
1	3.048	50.762	1	2.752	50.625									
2	3.416	50.630	2	2.998	50.503									
12	8.611	51.246	12	8.761	51.071									
14	8.745	51.284	14	8.982	51.158									
11	12.684	51.842	11	13.539	51.776									
30	1 LAP	58.462	4	17.982	52.332									
4	16.571	52.459	6	18.563	51.741									
6	17.743	51.952	30	1 LAP	57.338									
29	26.339	53.171	29	28.734	53.316									
5	29.478	51.776	5	29.624	51.067									
22	43.777	53.853	22	46.461	53.605									

# BRDC Single Seater Championship

## GRID - RACE 18

ROW 9	8   SOUTHALL	
		31   TAYLOR
ROW 8	26   GOULDEN	
		24   KEEBER
ROW 7	30   WILLIAMS	
		22   RAWLES
ROW 6	5   DICKENSON	
		29   BAKER
ROW 5	6   BURRELL	
		4   EVANS
ROW 4	11   WATERS	
		14   WARE
ROW 3	12   LITTLEJOHN	
		2   SHAWYER
ROW 2	1   BENTLEY	
		7   STROUD
ROW 1	9   KEEN	
	<b>POLE</b>	



Weather / Track : Cloudy / Dry

These results are provisional until the conclusion of any judicial and technical matters.

Brands Hatch

Circuit Length = 1.2262 miles.

Start: 17:43 End: 17:53

Clerk Of Course:

Stewards:

Timekeeper:

## BRDC Single Seater Championship RACE CLASSIFICATION - RACE 18

POS	NO	CL	NAME	NAT	CAR	TIME	LAPS	GAP	MPH	BEST
1	9	A	Richard KEEN		Van Diemen	15:06.526	17		82.85	51.479
2	2	A	Matt SHAWYER		Van Diemen	15:09.265	17	2.739	82.60	51.675
3	1	A	Andrew BENTLEY		Van Diemen	15:17.678	17	11.152	81.84	51.950
4	12	A	James LITTLEJOHN		Van Diemen	15:19.477	17	12.951	81.68	51.875
5	5	A	David DICKENSON		Van Diemen	15:27.212	17	20.686	81.00	52.838
6	11	A	Alex WATERS		Van Diemen	15:27.308	17	20.782	80.99	52.840
7	6	A	Chris BURRELL		Van Diemen	15:27.546	17	21.020	80.97	52.999
8	8	A	Joshua SOUTHALL		Van Diemen	15:30.163	17	23.637	80.75	52.128
9	29	B	Jonathan BAKER		Zeus SC1	15:36.753	17	30.227	80.18	53.682
10	24	B	Wayne KEEBER		Zeus SC1	15:42.646	17	36.120	79.68	53.469
11	22	B	Tom RAWLES		Zeus SC1	15:07.577	16	1 LAP	77.89	54.674
12	31	B	Jim TAYLOR		Zeus SC1	15:37.416	16	1 LAP	75.41	55.600
13	26	B	Alex GOULDEN		Zeus SC1	15:37.925	16	1 LAP	75.37	55.767
14	30	B	Richard WILLIAMS		Zeus SC1	15:51.211	16	1 LAP	74.32	57.648
NOT CLASSIFIED										
14	A	Chris WARE		Van Diemen	10:05.677	11	D.N.F.	80.28	52.941	
4	A	Ben EVANS		Van Diemen	10:06.342	11	D.N.F.	80.19	52.953	
7	A	Aaron STROUD		Van Diemen	7:21.415	8	D.N.F.	80.15	52.576	
FASTEST LAP										
9	A	Richard KEEN		Van Diemen	51.479	16	85.75mph	138.00kph		
24	B	Wayne KEEBER		Zeus SC1	53.469	14	82.55mph	132.86kph		

Weather / Track : Cloudy / Damp

These results are provisional until the conclusion of any judicial and technical matters.

Brands Hatch

Circuit Length = 1.2262 miles.

Start: 11:06 End: 11:22

Clerk Of Course:	Stewards:	Timekeeper:
------------------	-----------	-------------

## BRDC Single Seater Championship

### RACE CLASSIFICATION - RACE 18 - LAP CHART

Lap 1			Lap 2			Lap 3			Lap 4			Lap 5		
No	Behind	Laptime	No	Behind	Laptime	No	Behind	Laptime	No	Behind	Laptime	No	Behind	Laptime
9		1:00.800	9		54.066	9		53.760	9		53.307	9		52.892
1	1.318	1:02.118	1	2.655	55.403	2	3.926	54.891	1	5.113	54.399	2	7.095	54.703
2	1.492	1:02.292	2	2.795	55.369	1	4.021	55.126	2	5.284	54.665	1	7.160	54.939
7	1.841	1:02.641	7	2.892	55.117	7	4.328	55.196	7	5.637	54.616	7	7.330	54.585
12	2.581	1:03.381	12	3.348	54.833	12	4.859	55.271	12	6.036	54.484	12	7.858	54.714
14	3.416	1:04.216	14	4.889	55.539	14	5.970	54.841	14	7.960	55.297	14	9.534	54.466
11	3.537	1:04.337	11	5.277	55.806	11	6.477	54.960	11	8.040	54.870	11	9.660	54.512
4	4.008	1:04.808	4	6.019	56.077	4	8.092	55.833	4	9.780	54.995	4	11.411	54.523
6	4.590	1:05.390	6	6.538	56.014	5	8.502	55.342	5	10.193	54.998	5	11.678	54.377
5	4.934	1:05.734	5	6.920	56.052	6	8.895	56.117	6	10.615	55.027	6	12.350	54.627
29	6.001	1:06.801	29	8.483	56.548	29	9.857	55.134	29	11.432	54.882	29	12.810	54.270
22	6.842	1:07.642	24	9.662	56.772	24	11.888	55.986	24	14.041	55.460	24	15.877	54.728
24	6.956	1:07.756	22	10.868	58.092	8	13.861	55.845	8	15.117	54.563	8	16.320	54.095
8	9.461	1:10.261	8	11.776	56.381	22	13.995	56.887	22	17.269	56.581	22	20.370	55.993
26	9.519	1:10.319	26	15.534	1:00.081	26	21.020	59.246	26	25.931	58.218	26	31.321	58.282
31	11.225	1:12.025	31	17.502	1:00.343	31	22.412	58.670	31	27.599	58.494	31	32.408	57.701
30	12.121	1:12.921	30	18.283	1:00.228	30	23.142	58.619	30	28.070	58.235	30	33.295	58.117

Weather / Track : Cloudy / Damp

Brands Hatch  
 Circuit Length = 1.2262 miles.  
 Start: 11:06 End: 11:22

**BRDC Single Seater Championship**  
**RACE CLASSIFICATION - RACE 18 - LAP CHART**  
 (contd.)

Lap 6			Lap 7			Lap 8			Lap 9			Lap 10		
No	Behind	Laptime	No	Behind	Laptime	No	Behind	Laptime	No	Behind	Laptime	No	Behind	Laptime
9		52.842	9		52.929	9		52.453	9		52.205	9		54.269
2	7.525	53.272	2	6.906	52.310	2	6.509	52.056	2	5.979	51.675	30	1 LAP	1:00.033
1	7.743	53.425	1	8.129	53.315	1	8.271	52.595	1	9.485	53.419	2	3.525	51.815
7	7.912	53.424	7	8.243	53.260	7	8.366	52.576	12	9.650	52.752	1	7.902	52.686
12	8.322	53.306	12	8.832	53.439	12	9.103	52.724	11	14.084	53.382	12	8.188	52.807
11	10.703	53.885	11	11.355	53.581	11	12.907	54.005	14	14.348	53.221	14	13.213	53.134
14	11.483	54.791	14	11.848	53.294	14	13.332	53.937	4	14.725	53.172	11	13.329	53.514
4	12.810	54.241	4	12.972	53.091	4	13.758	53.239	5	15.630	53.477	4	13.866	53.410
5	13.296	54.460	5	13.927	53.560	5	14.358	52.884	6	16.172	53.188	5	14.234	52.873
6	13.627	54.119	6	14.387	53.689	6	15.189	53.255	29	18.526	54.376	6	15.368	53.465
29	14.130	54.162	29	15.013	53.812	29	16.355	53.795	8	19.701	52.808	29	18.447	54.190
8	17.655	54.177	8	18.392	53.666	8	19.098	53.159	24	24.195	54.628	8	18.470	53.038
24	18.406	55.371	24	20.228	54.751	24	21.772	53.997	22	33.664	55.909	24	24.429	54.503
22	23.781	56.253	22	26.642	55.790	22	29.960	55.771	26	52.203	57.525	22	34.819	55.424
26	36.417	57.938	26	41.575	58.087	26	46.883	57.761	31	52.386	57.602			
31	37.055	57.489	31	41.652	57.526	31	46.989	57.790						
30	38.101	57.648	30	43.000	57.828	30	48.209	57.662						

**BRDC Single Seater Championship**  
**RACE CLASSIFICATION - RACE 18 - LAP CHART**  
 (contd.)

Lap 11			Lap 12			Lap 13			Lap 14			Lap 15		
No	Behind	Laptime	No	Behind	Laptime	No	Behind	Laptime	No	Behind	Laptime	No	Behind	Laptime
9		55.717	9		51.827	9		51.964	9		51.898	9		51.778
2	0.366	52.558	2	1.301	52.762	2	1.731	52.394	2	2.117	52.284	2	2.529	52.190
26	1 LAP	58.368	31	1 LAP	56.265	1	7.765	53.987	1	8.370	52.503	1	8.542	51.950
31	1 LAP	58.267	1	5.742	52.728	12	7.846	53.803	12	8.634	52.686	12	8.731	51.875
30	1 LAP	58.128	12	6.007	52.672	31	1 LAP	59.078	5	17.093	54.001	5	18.451	53.136
1	4.841	52.656	26	1 LAP	57.562	26	1 LAP	58.508	11	17.228	54.802	11	18.551	53.101
12	5.162	52.691	30	1 LAP	58.367	11	14.324	54.121	6	17.468	53.804	6	18.812	53.122
14	10.437	52.941	11	12.167	53.252	5	14.990	53.428	31	1 LAP	57.658	8	22.314	54.260
11	10.742	53.130	5	13.526	53.677	6	15.562	53.062	26	1 LAP	57.276	31	1 LAP	56.432
4	11.102	52.953	6	14.464	53.471	8	19.274	53.868	8	19.832	52.456	26	1 LAP	57.177
5	11.676	53.159	8	17.370	53.629	30	1 LAP	1:00.878	29	23.636	53.879	29	25.540	53.682
6	12.820	53.169	29	19.397	54.460	29	21.655	54.222	30	1 LAP	58.622	24	32.426	53.617
8	15.568	52.815	24	26.542	55.067	24	29.016	54.438	24	30.587	53.469	30	1 LAP	58.209
29	16.764	54.034	22	39.360	56.515	22	43.279	55.883	22	46.055	54.674	22	49.021	54.744
24	23.302	54.590												
22	34.672	55.570												

**BRDC Single Seater Championship**  
**RACE CLASSIFICATION - RACE 18 - LAP CHART**  
 (contd.)

Lap 16			Lap 17			Lap 18			Lap 19			Lap 20		
No	Behind	Laptime	No	Behind	Laptime	No	Behind	Laptime	No	Behind	Laptime	No	Behind	Laptime
9		51.479	9		52.340									
2	3.045	51.995	22	1 LAP	55.849									
12	9.843	52.591	2	2.739	52.034									
1	10.186	53.123	1	11.152	53.306									
5	19.810	52.838	12	12.951	55.448									
11	19.912	52.840	5	20.686	53.216									
6	20.361	53.028	11	20.782	53.210									
8	23.849	53.014	6	21.020	52.999									
31	1 LAP	55.600	8	23.637	52.128									
26	1 LAP	55.810	29	30.227	54.554									
29	28.013	53.952	31	1 LAP	56.476									
24	34.853	53.906	26	1 LAP	55.767									
30	1 LAP	57.699	24	36.120	53.607									
			30	1 LAP	58.017									

## Dunlop Mini Se7en Challenge

### QUALIFYING - RACE 3

POS	NO	CL	NAME	NAT	CAR	TIME	LAPS	GAP	MPH
1	21		James HALL		Mini Se7en	1:01.773	9		71.46
2	48		Lewis SELBY		Mini Se7en	1:02.618	12	0.845	70.49
3	4		Max HUNTER		Mini Se7en	1:02.834	9	1.061	70.25
4	3		Geoff LETTS		Mini Se7en	1:02.914	12	1.141	70.16
5	6		Dave BANWELL		Mini Se7en	1:03.077	7	1.304	69.98
6	20		Joe TANDY		Mini Se7en	1:03.188	14	1.415	69.86
7	13		Graham EDWARDS		Mini Se7en	1:03.237	9	1.464	69.80
8	97		Mark HUNT		Mini Se7en	1:03.505	10	1.732	69.51
9	5		Paul THOMPSON		Mini Se7en	1:04.188	14	2.415	68.77
10	25		Dick HUNTER		Mini Se7en	1:04.580	13	2.807	68.35
11	18		Paul CLARK		Mini Se7en	1:04.753	7	2.980	68.17
12	51		Nick TANDY		Mini Se7en	1:04.906	9	3.133	68.01
13	44		Oli PERRETT		Mini Se7en	1:04.929	12	3.156	67.98
14	95		Alan LETTS		Mini Se7en	1:04.955	4	3.182	67.96
15	14		Mickey BRAY		Mini Se7en	1:05.011	13	3.238	67.90
16	19		Graeme DAVIS		Mini Se7en	1:05.069	13	3.296	67.84
17	84		Ian DEVINY		Mini Se7en	1:05.200	14	3.427	67.70
18	36		Damon ASTIN		Mini Se7en	1:05.204	14	3.431	67.70
19	8		Kane ASTIN		Mini Se7en	1:05.409	14	3.636	67.48
20	46		James HAYMAN		Mini Se7en	1:05.839	10	4.066	67.04
21	30		Alex MYALL		Mini Se7en	1:06.023	10	4.250	66.86
22	55		Malcolm HOLDSTOCK		Mini Se7en	1:06.134	3	4.361	66.74
23	82		Andrew RUTHVEN		Mini Se7en	1:06.246	13	4.473	66.63
24	35		Paul SPARK		Mini Se7en	1:06.342	11	4.569	66.53
25	38		Steven HOPPER		Mini Se7en	1:07.106	9	5.333	65.78
26	60		Malcolm KEAT		Mini Se7en	1:08.119	12	6.346	64.80
27	57		Phillip GILLIBRAND		Mini Se7en	1:08.602	13	6.829	64.34
28	33		Geoff TAYLOR		Mini Se7en	1:10.455	12	8.682	62.65

Weather / Track : Cloudy / Wet

These results are provisional until the conclusion of any judicial and technical matters.

Brands Hatch

Circuit Length = 1.2262 miles.

Start: 13:11 End: 13:26

Clerk Of Course:	Stewards:	Timekeeper:
------------------	-----------	-------------



## Dunlop Mini Se7en Challenge

### QUALIFYING - LAP ANALYSIS

<b>3</b>	<b>Geoff LETTS</b>	Mini Se7en
1 - 1:38.052	6 - 1:04.104	11 - 1:05.399
2 - 1:04.656	7 - 1:04.778	12 - 1:05.514
3 - <b>1:02.914</b>	8 - 1:05.199	
4 - 1:04.460	9 - 1:05.455	
5 - 1:04.615	10 - 1:05.892	
<b>4</b>	<b>Max HUNTER</b>	Mini Se7en
1 - 1:52.629	6 - 1:13.362	
2 - <b>1:02.834</b>	7 - 1:04.050	
3 - 1:02.876	8 - 1:03.843	
4 - 1:03.856	9 - 1:03.712	
5 - 6:05.983P		
<b>5</b>	<b>Paul THOMPSON</b>	Mini Se7en
1 - 1:36.912	6 - 1:05.326	11 - 1:05.948
2 - 1:08.158	7 - 1:05.509	12 - 1:06.267
3 - <b>1:04.188</b>	8 - 1:05.643	13 - 1:07.944
4 - 1:05.309	9 - 1:06.528	14 - 1:06.384
5 - 1:05.451	10 - 1:05.335	
<b>6</b>	<b>Dave BANWELL</b>	Mini Se7en
1 - 2:02.810	6 - 1:04.832	
2 - <b>1:03.077</b>	7 - 6:26.617P	
3 - 1:03.406		
4 - 1:04.313		
5 - 1:04.454		
<b>8</b>	<b>Kane ASTIN</b>	Mini Se7en
1 - 1:35.851	6 - <b>1:05.409</b>	11 - 1:06.178
2 - 1:12.646	7 - 1:06.860	12 - 1:07.569
3 - 1:05.598	8 - 1:06.241	13 - 1:06.303
4 - 1:06.172	9 - 1:06.647	14 - 1:06.107
5 - 1:06.045	10 - 1:05.891	
<b>13</b>	<b>Graham EDWARDS</b>	Mini Se7en
1 - 1:21.405	6 - 1:25.316	
2 - <b>1:03.237</b>	7 - 1:06.690	
3 - 1:05.010	8 - 1:09.182	
4 - 1:04.362	9 - 1:06.723	
5 - 6:06.061P		

## Dunlop Mini Se7en Challenge QUALIFYING - LAP ANALYSIS

(contd.)

<b>14</b>	<b>Mickey BRAY</b>	Mini Se7en
1 - 1:45.422	6 - <b>1:05.011</b>	11 - 1:06.511
2 - 1:06.647	7 - 1:05.542	12 - 1:08.875
3 - 1:05.295	8 - 1:07.481	13 - 1:08.107
4 - 1:05.607	9 - 1:07.171	
5 - 1:05.869	10 - 1:06.415	
<b>18</b>	<b>Paul CLARK</b>	Mini Se7en
1 - 2:05.326	6 - 5:00.261P	
2 - <b>1:04.753</b>	7 - 1:19.781	
3 - 1:10.335		
4 - 1:06.477		
5 - 1:05.847		
<b>19</b>	<b>Graeme DAVIS</b>	Mini Se7en
1 - 2:05.669	6 - 1:05.664	11 - 1:06.122
2 - 1:05.226	7 - 1:05.712	12 - 1:06.895
3 - <b>1:05.069</b>	8 - 1:24.524	13 - 1:06.821
4 - 1:06.149	9 - 1:16.711	
5 - 1:05.893	10 - 1:09.001	
<b>20</b>	<b>Joe TANDY</b>	Mini Se7en
1 - 1:37.704	6 - 1:04.897	11 - 1:06.485
2 - 1:04.231	7 - 1:07.004	12 - 1:05.208
3 - <b>1:03.188</b>	8 - 1:05.277	13 - 1:05.322
4 - 1:03.856	9 - 1:04.870	14 - 1:06.439
5 - 1:04.825	10 - 1:05.688	
<b>21</b>	<b>James HALL</b>	Mini Se7en
1 - 1:17.170	6 - 1:04.620	
2 - <b>1:01.773</b>	7 - 1:04.404	
3 - 1:03.280	8 - 1:04.332	
4 - 1:02.903	9 - 1:04.799	
5 - 1:06.462		
<b>25</b>	<b>Dick HUNTER</b>	Mini Se7en
1 - 1:55.380	6 - 1:06.473	11 - 1:06.411
2 - <b>1:04.580</b>	7 - 1:05.831	12 - 1:06.682
3 - 1:04.727	8 - 1:06.512	13 - 1:06.481
4 - 1:06.937	9 - 1:07.724	
5 - 1:06.221	10 - 1:06.997	

## Dunlop Mini Se7en Challenge QUALIFYING - LAP ANALYSIS

(contd.)

<b>30</b>	<b>Alex MYALL</b>	Mini Se7en
1 - 1:20.245	6 - 1:07.422	
2 - <b>1:06.023</b>	7 - 1:08.069	
3 - 1:07.892	8 - 1:10.506	
4 - 1:08.539	9 - 1:08.342	
5 - 1:07.368	10 - 1:41.311P	
<b>33</b>	<b>Geoff TAYLOR</b>	Mini Se7en
1 - 2:13.883	6 - 1:12.028	11 - 1:14.474
2 - 1:17.979	7 - 1:11.572	12 - 1:12.303
3 - 1:13.130	8 - 1:11.106	
4 - 1:12.288	9 - 1:12.944	
5 - <b>1:10.455</b>	10 - 1:12.394	
<b>35</b>	<b>Paul SPARK</b>	Mini Se7en
1 - 1:54.071	6 - 1:07.257	11 - 1:07.239
2 - 1:09.059	7 - 3:00.595P	
3 - 1:07.226	8 - 1:23.718	
4 - <b>1:06.342</b>	9 - 1:07.897	
5 - 1:07.117	10 - 1:07.675	
<b>36</b>	<b>Damon ASTIN</b>	Mini Se7en
1 - 1:36.213	6 - 1:06.533	11 - 1:06.289
2 - 1:10.511	7 - 1:08.216	12 - 1:06.872
3 - <b>1:05.204</b>	8 - 1:06.987	13 - 1:06.812
4 - 1:06.281	9 - 1:06.292	14 - 1:06.198
5 - 1:06.134	10 - 1:06.261	
<b>38</b>	<b>Steven HOPPER</b>	Mini Se7en
1 - 1:18.340	6 - 1:08.478	
2 - <b>1:07.106</b>	7 - 1:08.775	
3 - 3:08.874P	8 - 1:07.927	
4 - 1:19.006	9 - 1:08.980	
5 - 1:08.860		
<b>44</b>	<b>Oli PERRETT</b>	Mini Se7en
1 - 2:05.631	6 - 1:06.705	11 - 1:07.816
2 - <b>1:04.929</b>	7 - 1:07.419	12 - 1:06.513
3 - 1:33.147P	8 - 1:08.927	
4 - 1:31.596	9 - 1:07.780	
5 - 1:06.775	10 - 1:07.314	

## Dunlop Mini Se7en Challenge QUALIFYING - LAP ANALYSIS

(contd.)

<b>46</b>	<b>James HAYMAN</b>	Mini Se7en
1 - 5:38.330	6 - 1:06.122	
2 - 1:17.045	7 - <b>1:05.839</b>	
3 - 1:10.578	8 - 1:06.876	
4 - 1:09.053	9 - 1:08.920	
5 - 1:06.159	10 - 1:10.198	
<b>48</b>	<b>Lewis SELBY</b>	Mini Se7en
1 - 1:23.947	6 - 1:04.543	11 - 1:07.353
2 - <b>1:02.618</b>	7 - 1:14.304	12 - 1:04.774
3 - 1:02.894	8 - 1:14.972	
4 - 1:03.833	9 - 1:04.814	
5 - 1:04.627	10 - 1:05.103	
<b>51</b>	<b>Nick TANDY</b>	Mini Se7en
1 - 1:40.952	6 - 1:05.964	
2 - <b>1:04.906</b>	7 - 1:08.039	
3 - 1:05.398	8 - 1:08.584	
4 - 1:05.780	9 - 1:41.245P	
5 - 1:06.510		
<b>55</b>	<b>Malcolm HOLDSTOCK</b>	Mini Se7en
1 - 2:03.536		
2 - <b>1:06.134</b>		
3 - 1:06.239		
<b>57</b>	<b>Phillip GILLIBRAND</b>	Mini Se7en
1 - 1:59.521	6 - 1:09.847	11 - 1:08.877
2 - 1:09.912	7 - 1:09.035	12 - 1:10.056
3 - <b>1:08.602</b>	8 - 1:10.514	13 - 1:10.685
4 - 1:14.573	9 - 1:09.203	
5 - 1:10.582	10 - 1:09.831	
<b>60</b>	<b>Malcolm KEAT</b>	Mini Se7en
1 - 2:14.070	6 - 1:10.255	11 - 1:10.644
2 - 1:10.963	7 - 1:10.268	12 - 1:10.166
3 - <b>1:08.119</b>	8 - 1:10.935	
4 - 1:09.384	9 - 1:09.117	
5 - 1:11.839	10 - 1:09.856	


## Dunlop Mini Se7en Challenge QUALIFYING - LAP ANALYSIS

(contd.)

<b>82</b>	<b>Andrew RUTHVEN</b>	Mini Se7en
1 - 2:04.883	6 - 1:06.575	11 - 1:06.540
2 - 1:08.383	7 - 1:07.345	12 - 1:07.324
3 - 1:07.427	8 - 1:07.293	13 - 1:08.671
4 - 1:09.009	9 - 1:06.733	
5 - 1:07.564	10 - <b>1:06.246</b>	
<b>84</b>	<b>Ian DEVINY</b>	Mini Se7en
1 - 1:21.326	6 - 1:09.173	11 - 1:07.517
2 - 1:05.470	7 - 1:06.885	12 - 1:06.764
3 - 1:06.982	8 - 1:07.314	13 - 1:07.017
4 - <b>1:05.200</b>	9 - 1:06.571	14 - 1:06.525
5 - 1:05.851	10 - 1:07.097	
<b>95</b>	<b>Alan LETTS</b>	Mini Se7en
1 - 1:37.950		
2 - 1:07.245		
3 - <b>1:04.955</b>		
4 - 1:05.214		
<b>97</b>	<b>Mark HUNT</b>	Mini Se7en
1 - 1:42.055	6 - 1:04.269	
2 - 1:04.132	7 - 1:04.154	
3 - 1:04.801	8 - 1:03.966	
4 - 4:48.789P	9 - <b>1:03.505</b>	
5 - 1:14.878	10 - 1:03.681	

# Dunlop Mini Se7en Challenge

## GRID - RACE 3

ROW 14	57	GILLIBRAND	33	TAYLOR
ROW 13	38	HOPPER	60	KEAT
ROW 12	82	RUTHVEN	35	SPARK
ROW 11	30	MYALL	55	HOLDSTOCK
ROW 10	8	ASTIN	46	HAYMAN
ROW 9	84	DEVINY	36	ASTIN
ROW 8	14	BRAY	19	DAVIS
ROW 7	44	PERRETT	95	LETTS
ROW 6	18	CLARK	51	TANDY
ROW 5	5	THOMPSON	25	HUNTER
ROW 4	13	EDWARDS	97	HUNT
ROW 3	6	BANWELL	20	TANDY
ROW 2	4	HUNTER	3	LETTS
ROW 1	21	HALL	48	SELBY
<b>POLE</b>				
				

Weather / Track : Cloudy / Wet

These results are provisional until the conclusion of any judicial and technical matters.

Brands Hatch

Circuit Length = 1.2262 miles.

Start: 13:11 End: 13:26

Clerk Of Course:	Stewards:	Timekeeper:
------------------	-----------	-------------

## Dunlop Mini Se7en Challenge

### RACE CLASSIFICATION - RACE 3

POS	NO	CL	NAME	NAT	CAR	TIME	LAPS	GAP	MPH	BEST
1	4		Max HUNTER		Mini Se7en	13:54.597	13		68.84	1:02.540
2	48		Lewis SELBY		Mini Se7en	13:55.544	13	0.947	68.76	1:02.604
3	20		Joe TANDY		Mini Se7en	14:01.391	13	6.794	68.28	1:03.453
4	25		Dick HUNTER		Mini Se7en	14:02.345	13	7.748	68.20	1:03.278
5	21		James HALL		Mini Se7en	14:02.506	13	7.909	68.19	1:02.752
6	46		James HAYMAN		Mini Se7en	14:04.536	13	9.939	68.03	1:03.106
7	95		Alan LETTS		Mini Se7en	14:13.917	13	19.320	67.28	1:03.751
8	3		Geoff LETTS		Mini Se7en	14:14.501	13	19.904	67.23	1:04.113
9	18		Paul CLARK		Mini Se7en	14:15.173	13	20.576	67.18	1:04.044
10	19		Graeme DAVIS		Mini Se7en	14:26.410	13	31.813	66.31	1:04.453
11	14		Mickey BRAY		Mini Se7en	14:26.720	13	32.123	66.28	1:04.311
12	82		Andrew RUTHVEN		Mini Se7en	14:29.014	13	34.417	66.11	1:04.390
13	97		Mark HUNT		Mini Se7en	14:31.298	13	36.701	65.94	1:03.168
14	44		Oli PERRETT		Mini Se7en	14:37.130	13	42.533	65.50	1:05.770
15	35		Paul SPARK		Mini Se7en	14:40.534	13	45.937	65.24	1:05.912
16	36		Damon ASTIN		Mini Se7en	14:45.039	13	50.442	64.91	1:05.959
17	13		Graham EDWARDS		Mini Se7en	14:46.355	13	51.758	64.82	1:05.980
18	55		Malcolm HOLDSTOCK		Mini Se7en	14:47.717	13	53.120	64.72	1:06.085
19	38		Steven HOPPER		Mini Se7en	15:04.391	13	1:09.794	63.52	1:07.058
20	57		Phillip GILLIBRAND		Mini Se7en	14:42.938	12	1 LAP	60.07	1:07.014
21	8		Kane ASTIN		Mini Se7en	14:27.266	10		50.97	1:06.674
NOT CLASSIFIED										
6			Dave BANWELL		Mini Se7en	14:07.575	13	N.C.F.	67.78	1:03.647
33			Geoff TAYLOR		Mini Se7en	15:10.256	12	N.C.F.	58.26	1:12.277
51			Nick TANDY		Mini Se7en	11:55.429	11	D.N.F.	67.96	1:03.018
5			Paul THOMPSON		Mini Se7en	9:48.425	9	D.N.F.	67.63	1:03.107
30			Alex MYALL		Mini Se7en	6:57.723	5	D.N.F.	53.00	1:07.349
84			Ian DEVINY		Mini Se7en	9:26.958	5	D.N.F.	39.04	1:07.570
60			Malcolm KEAT		Mini Se7en	2:35.099	2	D.N.F.	57.35	1:10.670
FASTEST LAP										
4			Max HUNTER		Mini Se7en	1:02.540	8	70.58mph		113.59kph

Car No's 6 & 33 - Not Classified - J.5.4.4. Track / Weather : Cloudy / Wet  
 These results are provisional until the conclusion of any judicial & technical matters.

Brands Hatch  
 Circuit Length = 1.2262 miles.  
 Start: 17:11 End: 17:26

Clerk of Course:	Stewards:	Timekeeper:

## Dunlop Mini Se7en Challenge

### RACE CLASSIFICATION - RACE 3 - LAP CHART

Lap 1			Lap 2			Lap 3			Lap 4			Lap 5		
No	Behind	Laptime	No	Behind	Laptime	No	Behind	Laptime	No	Behind	Laptime	No	Behind	Laptime
48		1:13.153	48		1:04.300	48		1:04.452	48		1:03.851	48		1:03.863
20	0.622	1:13.775	20	0.496	1:04.174	20	0.297	1:04.253	21	0.479	1:03.719	21	0.056	1:03.440
97	0.942	1:14.095	21	0.946	1:04.104	21	0.611	1:04.117	20	0.518	1:04.072	20	0.658	1:04.003
21	1.142	1:14.295	51	3.279	1:05.489	51	2.787	1:03.960	4	2.860	1:03.840	4	1.838	1:02.841
4	1.939	1:15.092	4	3.278	1:05.639	4	2.871	1:04.045	51	3.331	1:04.395	51	2.486	1:03.018
51	2.090	1:15.243	6	3.782	1:05.839	25	4.261	1:04.532	25	3.889	1:03.479	25	3.304	1:03.278
6	2.243	1:15.396	25	4.181	1:05.942	6	4.370	1:05.040	6	4.848	1:04.329	6	4.632	1:03.647
25	2.539	1:15.692	5	4.355	1:05.440	5	4.585	1:04.682	5	5.109	1:04.375	5	4.815	1:03.569
3	3.217	1:16.370	18	5.409	1:05.939	18	5.560	1:04.603	46	6.738	1:04.503	46	6.370	1:03.495
5	3.215	1:16.368	3	5.696	1:06.779	3	6.017	1:04.773	18	7.192	1:05.483	18	7.777	1:04.448
18	3.770	1:16.923	46	6.143	1:05.332	46	6.086	1:04.395	3	7.584	1:05.418	3	8.151	1:04.430
95	4.565	1:17.718	95	6.217	1:05.952	95	7.270	1:05.505	95	8.251	1:04.832	95	8.748	1:04.360
46	5.111	1:18.264	13	9.129	1:08.226	13	11.490	1:06.813	19	13.995	1:05.963	19	16.675	1:06.543
13	5.203	1:18.356	44	9.649	1:07.605	19	11.883	1:06.514	13	15.388	1:07.749	13	17.505	1:05.980
19	5.504	1:18.657	19	9.821	1:08.617	44	12.007	1:06.810	44	15.477	1:07.321	14	17.868	1:06.009
44	6.344	1:19.497	36	9.820	1:07.605	36	12.786	1:07.418	14	15.722	1:05.890	44	18.095	1:06.481
36	6.515	1:19.668	84	9.968	1:07.570	8	13.596	1:07.245	36	15.794	1:06.859	36	18.671	1:06.740
84	6.698	1:19.851	8	10.803	1:07.890	14	13.683	1:07.192	8	16.419	1:06.674	82	19.134	1:06.110
8	7.213	1:20.366	14	10.943	1:07.837	82	13.993	1:06.250	82	16.887	1:06.745	8	19.754	1:07.198
14	7.406	1:20.559	35	11.516	1:07.783	35	14.710	1:07.646	35	17.690	1:06.831	35	20.928	1:07.101
35	8.033	1:21.186	82	12.195	1:08.372	55	16.999	1:07.952	55	20.412	1:07.264	55	23.283	1:06.734
82	8.123	1:21.276	55	13.499	1:09.023	30	18.137	1:08.191	30	21.635	1:07.349	38	26.172	1:07.058
55	8.776	1:21.929	30	14.398	1:08.643	38	19.094	1:07.400	38	22.977	1:07.734	97	30.528	1:05.521
30	10.055	1:23.208	38	16.146	1:10.358	97	26.914	1:10.499	97	28.870	1:05.807	57	37.145	1:07.341
38	10.088	1:23.241	60	17.646	1:10.670	57	27.951	1:13.419	57	33.667	1:09.567	33	52.148	1:13.452
60	11.276	1:24.429	57	18.984	1:10.764	33	32.941	1:13.450	33	42.559	1:13.469			
57	12.520	1:25.673	97	20.867	1:24.225									
33	15.966	1:29.119	33	23.943	1:12.277									

Car No's 6 & 33 - Not Classified - J.5.4.4.  
Weather / Track : Cloudy / Wet

Brands Hatch  
Circuit Length = 1.2262 miles.  
Start: 17:11 End: 17:26



**Dunlop Mini Se7en Challenge**  
**RACE CLASSIFICATION - RACE 3 - LAP CHART**  
 (contd.)

Lap 6			Lap 7			Lap 8			Lap 9			Lap 10		
No	Behind	Laptime	No	Behind	Laptime	No	Behind	Laptime	No	Behind	Laptime	No	Behind	Laptime
48		1:04.308	48		1:02.893	48		1:03.054	48		1:03.087	4		1:03.218
21	0.540	1:04.792	4	1.093	1:03.266	4	0.579	1:02.540	4	0.125	1:02.633	48	0.412	1:03.755
4	0.720	1:03.190	20	1.990	1:03.750	20	2.575	1:03.639	20	2.941	1:03.453	20	3.193	1:03.595
20	1.133	1:04.783	21	2.252	1:04.605	51	2.797	1:03.590	51	3.068	1:03.358	51	3.822	1:04.097
51	1.416	1:03.238	51	2.261	1:03.738	21	2.936	1:03.738	21	3.506	1:03.657	21	3.833	1:03.670
25	2.562	1:03.566	25	3.154	1:03.485	25	3.834	1:03.734	25	4.363	1:03.616	25	4.740	1:03.720
5	3.895	1:03.388	5	4.808	1:03.806	5	5.444	1:03.690	5	5.464	1:03.107	46	7.745	1:04.044
6	4.690	1:04.366	6	5.675	1:03.878	46	6.801	1:03.910	46	7.044	1:03.330	6	9.209	1:04.339
46	5.168	1:03.106	46	5.945	1:03.670	6	7.487	1:04.866	6	8.213	1:03.813	3	13.699	1:04.113
3	8.403	1:04.560	3	9.801	1:04.291	3	11.251	1:04.504	3	12.929	1:04.765	95	14.219	1:03.751
18	8.853	1:05.384	18	10.623	1:04.663	33	1 LAP	1:17.315	95	13.811	1:04.508	18	14.938	1:04.044
95	8.986	1:04.546	95	10.835	1:04.742	95	12.390	1:04.609	18	14.237	1:04.351	19	25.670	1:05.188
84	3 LAPS	4:19.066P	19	19.648	1:05.068	18	12.973	1:05.404	57	1 LAP	1:07.997	14	25.967	1:05.333
19	17.473	1:05.106	14	19.741	1:04.311	57	1 LAP	1:42.008	33	1 LAP	1:14.674	57	1 LAP	1:09.263
14	18.323	1:04.763	82	21.868	1:04.390	19	22.011	1:05.417	19	23.825	1:04.901	82	28.046	1:05.893
82	20.371	1:05.545	44	23.594	1:05.907	14	22.165	1:05.478	14	23.977	1:04.899	44	32.168	1:06.227
13	20.479	1:07.282	36	25.190	1:06.291	82	23.826	1:05.012	82	25.496	1:04.757	97	34.645	1:04.119
44	20.580	1:06.793	13	25.534	1:07.948	44	26.310	1:05.770	44	29.284	1:06.061	33	1 LAP	1:14.974
36	21.792	1:07.429	35	27.040	1:05.912	36	28.095	1:05.959	36	31.670	1:06.662	35	35.500	1:05.918
30	1 LAP	2:10.332P	55	30.054	1:07.265	13	29.626	1:07.146	35	32.925	1:06.096	36	36.451	1:08.124
35	24.021	1:07.401	97	30.717	1:03.627	35	29.916	1:05.930	97	33.869	1:04.460	13	38.109	1:06.799
8	24.304	1:08.858	8	34.151	1:12.740	97	32.496	1:04.833	13	34.653	1:08.114	55	41.858	1:07.114
55	25.682	1:06.707	38	36.144	1:08.920	55	34.260	1:07.260	55	38.087	1:06.914	38	50.736	1:08.430
97	29.983	1:03.763	84	3 LAPS	1:27.434	38	41.535	1:08.445	38	45.649	1:07.201			
38	30.117	1:08.253				84	3 LAPS	1:13.037						
57	39.851	1:07.014												
33	1:00.674	1:12.834												

**Dunlop Mini Se7en Challenge**  
**RACE CLASSIFICATION - RACE 3 - LAP CHART**  
 (contd.)

Lap 11			Lap 12			Lap 13			Lap 14			Lap 15		
No	Behind	Laptime	No	Behind	Laptime	No	Behind	Laptime	No	Behind	Laptime	No	Behind	Laptime
4		1:02.870	4		1:02.770	4		1:02.653						
48	0.563	1:03.021	48	0.996	1:03.203	48	0.947	1:02.604						
20	4.420	1:04.097	20	5.446	1:03.796	20	6.794	1:04.001						
25	5.879	1:04.009	25	6.835	1:03.726	25	7.748	1:03.566						
51	6.255	1:05.303	21	7.417	1:02.752	21	7.909	1:03.145						
21	7.435	1:06.472	46	9.302	1:03.475	46	9.939	1:03.290						
8	3 LAPS	3:46.731P	6	11.515	1:03.981	6	12.978	1:04.116						
46	8.597	1:03.722	3	17.334	1:04.271	95	19.320	1:04.409						
6	10.304	1:03.965	95	17.564	1:04.192	3	19.904	1:05.223						
3	15.833	1:05.004	18	18.542	1:04.719	18	20.576	1:04.687						
95	16.142	1:04.793	8	3 LAPS	1:20.173	19	31.813	1:04.860						
18	16.593	1:04.525	19	29.606	1:04.453	14	32.123	1:04.472						
19	27.923	1:05.123	14	30.304	1:04.775	8	3 LAPS	1:09.391						
14	28.299	1:05.202	82	32.156	1:04.577	82	34.417	1:04.914						
82	30.349	1:05.173	97	36.186	1:03.806	97	36.701	1:03.168						
97	35.150	1:03.375	44	39.001	1:06.483	44	42.533	1:06.185						
44	35.288	1:05.990	35	41.876	1:06.017	35	45.937	1:06.714						
57	1 LAP	1:12.546	57	1 LAP	1:09.748	57	1 LAP	1:07.598						
35	38.629	1:05.999	36	46.094	1:07.573	36	50.442	1:07.001						
36	41.291	1:07.710	13	46.815	1:06.874	13	51.758	1:07.596						
13	42.711	1:07.472	55	49.688	1:06.367	55	53.120	1:06.085						
55	46.091	1:07.103	33	1 LAP	1:13.476	38	1:09.794	1:11.952						
33	1 LAP	1:17.101	38	1:00.495	1:07.146	33	1 LAP	1:18.115						
38	56.119	1:08.253												

# Dunlop Mini Se7en Challenge

## GRID - RACE 11

ROW 14	60 KEAT	33 TAYLOR
ROW 13	38 HOPPER	57 GILLIBRAND
ROW 12	35 SPARK	30 MYALL
ROW 11	44 PERRETT	82 RUTHVEN
ROW 10	36 ASTIN	55 HOLDSTOCK
ROW 9	18 CLARK	46 HAYMAN
ROW 8	84 DEVINY	8 ASTIN
ROW 7	5 THOMPSON	51 TANDY
ROW 6	19 DAVIS	14 BRAY
ROW 5	25 HUNTER	95 LETTS
ROW 4	3 LETTS	13 EDWARDS
ROW 3	97 HUNT	20 TANDY
ROW 2	21 HALL	6 BANWELL
ROW 1	4 HUNTER	48 SELBY
	POLE	

Weather / Track : Cloudy / Wet  
 These times are provisional until the conclusion of any judicial and technical matters.

Brands Hatch  
 Circuit Length = 1.2262 miles.  
 Start: 13:11 End: 13:26

Clerk Of Course:	Stewards:	Timekeeper:
------------------	-----------	-------------

## Dunlop Mini Se7en Challenge

### RACE CLASSIFICATION - RACE 11

POS	NO	CL	NAME	NAT	CAR	TIME	LAPS	GAP	MPH	BEST
1	4		Max HUNTER		Mini Se7en	2:08.923	2		69.00	1:00.501
2	48		Lewis SELBY		Mini Se7en	2:09.045	2	0.122	68.94	1:00.734
3	21		James HALL		Mini Se7en	2:09.344	2	0.421	68.78	1:00.999
4	20		Joe TANDY		Mini Se7en	2:09.388	2	0.465	68.75	1:01.477
5	6		Dave BANWELL		Mini Se7en	2:11.386	2	2.463	67.71	1:02.396
6	51		Nick TANDY		Mini Se7en	2:11.484	2	2.561	67.66	1:01.633
7	3		Geoff LETTS		Mini Se7en	2:11.613	2	2.690	67.59	1:01.825
8	84		Ian DEVINY		Mini Se7en	2:11.861	2	2.938	67.46	1:01.784
9	97		Mark HUNT		Mini Se7en	2:12.334	2	3.411	67.22	1:01.193
10	5		Paul THOMPSON		Mini Se7en	2:12.672	2	3.749	67.05	1:01.248
11	36		Damon ASTIN		Mini Se7en	2:13.354	2	4.431	66.71	1:01.780
12	13		Graham EDWARDS		Mini Se7en	2:14.476	2	5.553	66.15	1:01.802
13	14		Mickey BRAY		Mini Se7en	2:15.026	2	6.103	65.88	1:01.839
14	35		Paul SPARK		Mini Se7en	2:16.357	2	7.434	65.24	1:03.323
15	55		Malcolm HOLDSTOCK		Mini Se7en	2:16.532	2	7.609	65.15	1:03.065
16	57		Phillip GILLIBRAND		Mini Se7en	2:18.404	2	9.481	64.27	1:03.855
17	60		Malcolm KEAT		Mini Se7en	2:20.058	2	11.135	63.51	1:04.573
18	30		Alex MYALL		Mini Se7en	2:21.310	2	12.387	62.95	1:02.576
19	33		Geoff TAYLOR		Mini Se7en	2:27.283	2	18.360	60.40	1:08.543
NOT CLASSIFIED										
8			Kane ASTIN		Mini Se7en	2:13.156	2	N.C.F.	66.81	1:02.073
18			Paul CLARK		Mini Se7en	2:14.462	2	N.C.F.	66.16	1:01.860
82			Andrew RUTHVEN		Mini Se7en		0	D.N.F.	N/A	
FASTEST LAP										
4			Max HUNTER		Mini Se7en	1:00.501	2	72.96mph		117.42kph

Car No's 19,25,38,44,46 & 95 took first start. Car No's 8 & 18 N.C.F. - J.5.4.4.  
Weather / Track : Cloudy / Dry

Brands Hatch  
Circuit Length = 1.2262 miles.  
Start: 15:11 End: 15:14

Clerk of Course:	Stewards:	Timekeeper:

## Dunlop Mini Se7en Challenge

### RACE CLASSIFICATION - RACE 11 - LAP CHART

Lap 1			Lap 2			Lap 3			Lap 4			Lap 5		
No	Behind	Laptime	No	Behind	Laptime	No	Behind	Laptime	No	Behind	Laptime	No	Behind	Laptime
20		1:07.911	4		1:00.501									
48	0.400	1:08.311	48	0.122	1:00.734									
21	0.434	1:08.345	21	0.421	1:00.999									
4	0.511	1:08.422	20	0.465	1:01.477									
6	1.079	1:08.990	6	2.463	1:02.396									
3	1.877	1:09.788	51	2.561	1:01.633									
51	1.940	1:09.851	3	2.690	1:01.825									
84	2.166	1:10.077	84	2.938	1:01.784									
8	3.172	1:11.083	97	3.411	1:01.193									
97	3.230	1:11.141	5	3.749	1:01.248									
5	3.513	1:11.424	8	4.233	1:02.073									
36	3.663	1:11.574	36	4.431	1:01.780									
18	4.691	1:12.602	18	5.539	1:01.860									
13	4.763	1:12.674	13	5.553	1:01.802									
35	5.123	1:13.034	14	6.103	1:01.839									
14	5.276	1:13.187	35	7.434	1:03.323									
55	5.556	1:13.467	55	7.609	1:03.065									
57	6.638	1:14.549	57	9.481	1:03.855									
60	7.574	1:15.485	60	11.135	1:04.573									
30	10.823	1:18.734	30	12.387	1:02.576									
33	10.829	1:18.740	33	18.360	1:08.543									

Car No's 19,25,38,44,46 & 95 took first start.  
Weather / Track : Cloudy / Dry

## BRSCC Formula Ford Festival 2004 - Heat 1 QUALIFYING - RACE 9

POS	NO	CL	NAME	NAT	CAR	TIME	LAPS	GAP	MPH
1	9		Sebastian HOHENTHAL	SWE	Van Diemen RF04	53.405	15		82.65
2	3		Joe D'AGOSTINO	USA	Van Diemen RF03	53.513	10	0.108	82.49
3	11		Valle MAKELA	FIN	Van Diemen RF03	53.622	14	0.217	82.32
4	82		H J VAN DER SLIK	NED	Mygale 03	53.688	15	0.283	82.22
5	14		Zan WILKINSON	GBR	Van Diemen RF03	53.847	16	0.442	81.97
6	33		Charlie DONNELLY	IRE	Mygale SJ04	53.936	14	0.531	81.84
7	88		Oliver PLAYLE	GBR	Ray GRS2002	54.086	16	0.681	81.61
8	16		Ryan CANNON	GBR	Van Diemen RF99	54.287	16	0.882	81.31
9	4		Ian PARSONS	GBR	Van Diemen RF04	54.426	12	1.021	81.10
10	8		Robert SUNDERLAND	GBR	Mygale SJ00	54.467	14	1.062	81.04
11	84		Jennifer MURRAY	RSA	Mygale SJ01	55.087	16	1.682	80.13
12	20		Aki SANDBURG	FIN	Van Diemen RF00	55.719	14	2.314	79.22
13	17		Simon KINSEY	GBR	Van Diemen RF01	55.872	13	2.467	79.00
14	48		Craig BELL	GBR	Van Diemen RF02	57.953	9	4.548	76.17
15	55		Pierre BURET	FRA	Swift SC95Z	1:01.542	14	8.137	71.72

Weather / Track : Cloudy / Wet

These results are provisional until the conclusion of any judicial and technical matters.

Brands Hatch

Circuit Length = 1.2262 miles.

Start: 13:31 End: 13:46

Clerk Of Course:	Stewards:	Timekeeper:
------------------	-----------	-------------

## BRSCC Formula Ford Festival 2004 - Heat 1 QUALIFYING - LAP ANALYSIS

<b>3</b>	<b>Joe D'AGOSTINO</b>		<b>USA</b>	Van Diemen RF03	
1 -	7:05.210	6 -	54.165		
2 -	55.376	7 -	54.117		
3 -	54.999	8 -	<b>53.513</b>		
4 -	54.107	9 -	1:01.810		
5 -	53.958	10 -	53.976		
<b>4</b>	<b>Ian PARSONS</b>		<b>GBR</b>	Van Diemen RF04	
1 -	5:32.387	6 -	55.000	11 - 54.955	
2 -	55.600	7 -	54.884	12 - 54.734	
3 -	55.193	8 -	54.600		
4 -	56.193	9 -	<b>54.426</b>		
5 -	55.037	10 -	54.800		
<b>8</b>	<b>Robert SUNDERLAND</b>		<b>GBR</b>	Mygale SJ00	
1 -	3:11.205	6 -	57.054	11 - 55.223	
2 -	57.569	7 -	55.671	12 - 54.995	
3 -	55.685	8 -	55.735	13 - <b>54.467</b>	
4 -	55.162	9 -	55.190	14 - 55.507	
5 -	56.246	10 -	55.410		
<b>9</b>	<b>Sebastian HOHENTHAL</b>		<b>SWE</b>	Van Diemen RF04	
1 -	1:19.190	6 -	54.089	11 - 53.733	
2 -	55.050	7 -	54.313	12 - 53.797	
3 -	1:03.593	8 -	56.092	13 - 59.623	
4 -	54.244	9 -	1:01.863	14 - <b>53.405</b>	
5 -	55.633	10 -	54.227	15 - 57.114	
<b>11</b>	<b>Valle MAKELA</b>		<b>FIN</b>	Van Diemen RF03	
1 -	3:06.916	6 -	54.849	11 - 57.031	
2 -	1:00.580	7 -	54.608	12 - 53.971	
3 -	54.543	8 -	54.383	13 - 53.966	
4 -	54.822	9 -	54.281	14 - <b>53.622</b>	
5 -	54.991	10 -	54.064		
<b>14</b>	<b>Zan WILKINSON</b>		<b>GBR</b>	Van Diemen RF03	
1 -	1:17.799	6 -	55.064	11 - 54.306	16 - <b>53.847</b>
2 -	55.892	7 -	54.953	12 - 53.882	
3 -	55.597	8 -	57.209	13 - 54.215	
4 -	55.649	9 -	54.408	14 - 53.867	
5 -	55.686	10 -	54.109	15 - 53.983	

## BRSCC Formula Ford Festival 2004 - Heat 1 QUALIFYING - LAP ANALYSIS

(contd.)

<b>16</b>	<b>Ryan CANNON</b>			<b>GBR</b>	Van Diemen RF99
1 -	1:09.687	6 -	54.398	11 -	54.562
2 -	54.880	7 -	54.608	12 -	54.432
3 -	54.866	8 -	54.440	13 -	55.652
4 -	54.592	9 -	<b>54.287</b>	14 -	1:15.436P
5 -	54.536	10 -	55.419	15 -	1:00.697
<b>17</b>	<b>Simon KINSEY</b>			<b>GBR</b>	Van Diemen RF01
1 -	4:14.893	6 -	56.542	11 -	55.878
2 -	57.655	7 -	56.765	12 -	56.347
3 -	<b>55.872</b>	8 -	56.525	13 -	59.497
4 -	56.201	9 -	56.448		
5 -	56.266	10 -	56.405		
<b>20</b>	<b>Aki SANDBURG</b>			<b>FIN</b>	Van Diemen RF00
1 -	3:10.674	6 -	56.077	11 -	58.835
2 -	59.387	7 -	57.721	12 -	<b>55.719</b>
3 -	59.502	8 -	56.099	13 -	55.914
4 -	56.986	9 -	56.310	14 -	56.087
5 -	56.511	10 -	56.989		
<b>33</b>	<b>Charlie DONNELLY</b>			<b>IRE</b>	Mygale SJ04
1 -	1:08.164	6 -	53.993	11 -	54.804
2 -	55.130	7 -	56.523	12 -	54.049
3 -	55.314	8 -	54.287	13 -	<b>53.936</b>
4 -	56.615	9 -	3:09.818P	14 -	54.952
5 -	54.241	10 -	57.646		
<b>48</b>	<b>Craig BELL</b>			<b>GBR</b>	Van Diemen RF02
1 -	7:47.491	6 -	58.330		
2 -	1:01.058	7 -	57.999		
3 -	1:00.526	8 -	<b>57.953</b>		
4 -	58.698	9 -	58.968		
5 -	59.476				
<b>55</b>	<b>Pierre BURET</b>			<b>FRA</b>	Swift SC95Z
1 -	1:26.487	6 -	1:04.264	11 -	1:02.987
2 -	1:04.572	7 -	1:10.809	12 -	<b>1:01.542</b>
3 -	1:03.381	8 -	1:05.768	13 -	1:03.257
4 -	1:02.756	9 -	1:02.720	14 -	1:09.424
5 -	1:02.349	10 -	1:02.324		



## BRSCC Formula Ford Festival 2004 - Heat 1 QUALIFYING - LAP ANALYSIS

(contd.)

<b>82</b>	<b>H J VAN DER SLIK</b>		<b>NED</b>	Mygale 03	
1 -	1:36.536	6 -	58.390	11 -	53.921
2 -	56.102	7 -	56.249	12 -	53.997
3 -	1:27.820P	8 -	54.304	13 -	53.808
4 -	1:05.948	9 -	54.474	14 -	<b>53.688</b>
5 -	55.230	10 -	54.541	15 -	53.814
<b>84</b>	<b>Jennifer MURRAY</b>		<b>RSA</b>	Mygale SJ01	
1 -	1:12.179	6 -	56.826	11 -	55.388
2 -	57.247	7 -	55.578	12 -	55.240
3 -	56.587	8 -	57.168	13 -	55.423
4 -	56.413	9 -	56.553	14 -	<b>55.087</b>
5 -	58.436	10 -	55.412	15 -	55.283
<b>88</b>	<b>Oliver PLAYLE</b>		<b>GBR</b>	Ray GRS2002	
1 -	1:16.914	6 -	54.953	11 -	54.735
2 -	55.804	7 -	55.018	12 -	54.985
3 -	55.015	8 -	1:00.430	13 -	54.603
4 -	55.135	9 -	56.401	14 -	56.757
5 -	56.763	10 -	54.503	15 -	<b>54.086</b>



## BRSCC Formula Ford Festival 2004 - Heat 2 QUALIFYING - RACE 10

POS	NO	CL	NAME	NAT	CAR	TIME	LAPS	GAP	MPH
1	85		Christiano MORGADO	RSA	Mygale SJ2001	53.869	16		81.94
2	2		Charlie KIMBALL	USA	Van Diemen RF04	53.949	17	0.080	81.82
3	46		Juho ANNALA	FIN	Van Diemen RF03	54.161	16	0.292	81.50
4	10		Suk SANDHER	IND	Van Diemen RF03	54.326	16	0.457	81.25
5	1		Daniel CLARKE	GBR	Van Diemen RF04	54.353	16	0.484	81.21
6	7		Neil FOWLER	GBR	Ray GRS2003	54.375	16	0.506	81.18
7	28		Duncan TAPPY	GBR	Ray GRS2002	54.433	16	0.564	81.09
8	21		Dennis RETERA	NED	Mygale SJ04	54.742	16	0.873	80.63
9	12		Yuya SAKAMOTO	JPN	Van Diemen RF03	55.048	14	1.179	80.19
10	15		Rei YAMAGUCHI	JPN	Van Diemen RF03	55.458	16	1.589	79.59
11	26		Yudi DOYLE	AUS	Van Diemen RF99	55.627	16	1.758	79.35
12	96		Jason DOWN	GBR	Getem GD304/Z	55.877	15	2.008	79.00
13	77		Dario GARCIA	ESP	Mygale SJ00	57.329	15	3.460	77.00
14	5		Ian PRATT	GBR	Van Diemen RF98	58.315	12	4.446	75.69
15	99		Sean GAFFNEY	GBR	Van Diemen RF99	1:03.209	5	9.340	69.83

Weather / Track : Cloudy / Wet

These results are provisional until the conclusion of any judicial and technical matters.

Brands Hatch

Circuit Length = 1.2262 miles.

Start: 13:52 End: 14:07

Clerk Of Course:	Stewards:	Timekeeper:
------------------	-----------	-------------

## BRSCC Formula Ford Festival 2004 - Heat 2

### QUALIFYING - LAP ANALYSIS

<b>1</b>	<b>Daniel CLARKE</b>				<b>GBR</b>	Van Diemen RF04
1 -	1:21.014	6 -	54.675	11 -	55.324	16 - 54.485
2 -	<b>54.353</b>	7 -	55.044	12 -	54.542	
3 -	1:00.651	8 -	55.066	13 -	55.316	
4 -	55.764	9 -	54.737	14 -	55.048	
5 -	55.043	10 -	54.865	15 -	54.812	
<b>2</b>	<b>Charlie KIMBALL</b>				<b>USA</b>	Van Diemen RF04
1 -	1:14.232	6 -	56.586	11 -	54.092	16 - 54.247
2 -	54.078	7 -	54.074	12 -	53.967	17 - 53.968
3 -	54.356	8 -	54.090	13 -	54.930	
4 -	54.127	9 -	56.266	14 -	54.007	
5 -	54.967	10 -	<b>53.949</b>	15 -	54.217	
<b>5</b>	<b>Ian PRATT</b>				<b>GBR</b>	Van Diemen RF98
1 -	2:35.977	6 -	2:18.933P	11 -	58.408	
2 -	1:03.210	7 -	1:10.043	12 -	58.767	
3 -	1:02.738	8 -	59.480			
4 -	1:00.555	9 -	59.984			
5 -	59.862	10 -	<b>58.315</b>			
<b>7</b>	<b>Neil FOWLER</b>				<b>GBR</b>	Ray GRS2003
1 -	1:16.623	6 -	54.931	11 -	54.673	16 - 54.690
2 -	56.999	7 -	55.358	12 -	54.402	
3 -	56.531	8 -	56.571	13 -	54.544	
4 -	56.488	9 -	55.266	14 -	54.669	
5 -	55.460	10 -	<b>54.375</b>	15 -	54.539	
<b>10</b>	<b>Suk SANDHER</b>				<b>IND</b>	Van Diemen RF03
1 -	1:30.538	6 -	1:00.738	11 -	57.883	16 - 54.945
2 -	55.791	7 -	55.175	12 -	54.609	
3 -	55.288	8 -	54.672	13 -	54.380	
4 -	54.892	9 -	54.473	14 -	<b>54.326</b>	
5 -	54.969	10 -	54.642	15 -	54.711	
<b>12</b>	<b>Yuya SAKAMOTO</b>				<b>JPN</b>	Van Diemen RF03
1 -	1:38.775	6 -	55.524	11 -	55.228	
2 -	56.008	7 -	55.793	12 -	55.189	
3 -	55.416	8 -	55.545	13 -	<b>55.048</b>	
4 -	55.262	9 -	55.147	14 -	55.356	
5 -	55.489	10 -	55.160			

## BRSCC Formula Ford Festival 2004 - Heat 2 QUALIFYING - LAP ANALYSIS

(contd.)

<b>15</b>	<b>Rei YAMAGUCHI</b>			<b>JPN</b>	Van Diemen RF03
1 -	1:10.641	6 -	56.364	11 -	56.533
2 -	57.077	7 -	57.406	12 -	55.565
3 -	57.197	8 -	56.061	13 -	55.933
4 -	56.637	9 -	56.958	14 -	55.460
5 -	56.658	10 -	55.911	15 -	<b>55.458</b>
<b>21</b>	<b>Dennis RETERA</b>			<b>NED</b>	Mygale SJ04
1 -	1:11.309	6 -	<b>54.742</b>	11 -	54.872
2 -	57.311	7 -	55.447	12 -	56.021
3 -	56.402	8 -	55.600	13 -	55.504
4 -	55.145	9 -	55.170	14 -	56.058
5 -	55.200	10 -	55.073	15 -	54.945
<b>26</b>	<b>Yudi DOYLE</b>			<b>AUS</b>	Van Diemen RF99
1 -	1:15.253	6 -	56.645	11 -	55.979
2 -	56.857	7 -	56.739	12 -	56.318
3 -	56.222	8 -	56.175	13 -	56.202
4 -	58.088	9 -	55.952	14 -	<b>55.627</b>
5 -	57.377	10 -	56.019	15 -	56.109
<b>28</b>	<b>Duncan TAPPY</b>			<b>GBR</b>	Ray GRS2002
1 -	1:26.719	6 -	55.406	11 -	54.716
2 -	56.429	7 -	55.350	12 -	<b>54.433</b>
3 -	55.858	8 -	55.313	13 -	1:01.913
4 -	55.574	9 -	58.804	14 -	54.871
5 -	54.992	10 -	55.234	15 -	54.812
<b>46</b>	<b>Juho ANNALA</b>			<b>FIN</b>	Van Diemen RF03
1 -	1:18.317	6 -	55.738	11 -	54.184
2 -	55.509	7 -	54.744	12 -	55.378
3 -	55.335	8 -	54.780	13 -	<b>54.161</b>
4 -	54.779	9 -	54.370	14 -	54.352
5 -	54.797	10 -	54.590	15 -	55.618
<b>77</b>	<b>Dario GARCIA</b>			<b>ESP</b>	Mygale SJ00
1 -	1:38.305	6 -	58.017	11 -	58.838
2 -	1:01.258	7 -	57.662	12 -	<b>57.329</b>
3 -	59.870	8 -	57.793	13 -	57.907
4 -	58.303	9 -	58.217	14 -	57.973
5 -	58.206	10 -	57.413	15 -	57.463

## BRSCC Formula Ford Festival 2004 - Heat 2 QUALIFYING - LAP ANALYSIS

(contd.)

<b>85</b>	<b>Christiano MORGADO</b>					<b>RSA</b>	Mygale SJ2001
1 -	1:10.023	6 -	54.764	11 -	53.980	16 -	54.279
2 -	55.671	7 -	55.023	12 -	<b>53.869</b>		
3 -	55.521	8 -	54.512	13 -	55.168		
4 -	54.992	9 -	54.313	14 -	54.641		
5 -	54.760	10 -	54.614	15 -	54.090		
<b>96</b>	<b>Jason DOWN</b>					<b>GBR</b>	Getem GD304/Z
1 -	1:40.060	6 -	56.493	11 -	58.376		
2 -	58.860	7 -	56.587	12 -	56.421		
3 -	59.143	8 -	<b>55.877</b>	13 -	56.563		
4 -	56.573	9 -	56.104	14 -	56.899		
5 -	56.220	10 -	56.020	15 -	56.391		
<b>99</b>	<b>Sean GAFFNEY</b>					<b>GBR</b>	Van Diemen RF99
1 -	X:00.000						
2 -	1:08.072						
3 -	1:05.407						
4 -	1:03.848						
5 -	<b>1:03.209</b>						



## BRSCC Formula Ford Festival 2004 - Heat RACE CLASSIFICATION - RACE 9

POS	NO	CL	NAME	NAT	CAR	TIME	LAPS	GAP	MPH	BEST
1	9		Sebastian HOHENTHAL	SWE	Van Diemen RF04	12:17.439	15		89.88	48.500
2	3		Joe D'AGOSTINO	USA	Van Diemen RF03	12:18.229	15	0.790	89.78	48.564
3	11		Valle MAKELA	FIN	Van Diemen RF03	12:19.079	15	1.640	89.68	48.594
4	82		H J VAN DER SLIK	NED	Mygale 03	12:22.805	15	5.366	89.23	48.349
5	14		Zan WILKINSON	GBR	Van Diemen RF03	12:23.645	15	6.206	89.13	48.829
6	16		Ryan CANNON	GBR	Van Diemen RF99	12:26.689	15	9.250	88.76	48.955
7	4		Ian PARSONS	GBR	Van Diemen RF04	12:26.841	15	9.402	88.75	48.493
8	88		Oliver PLAYLE	GBR	Ray GRS2002	12:29.291	15	11.852	88.46	48.709
9	8		Robert SUNDERLAND	GBR	Mygale SJ00	12:29.411	15	11.972	88.44	48.618
10	84		Jennifer MURRAY	RSA	Mygale SJ01	12:33.706	15	16.267	87.94	49.269
11	20		Aki SANDBURG	FIN	Van Diemen RF00	12:35.964	15	18.525	87.67	49.340
12	17		Simon KINSEY	GBR	Van Diemen RF01	12:42.796	15	25.357	86.89	49.280
13	48		Craig BELL	GBR	Van Diemen RF02	13:06.897	15	49.458	84.23	51.339
14	55		Pierre BURET	FRA	Swift SC95Z	13:07.934	15	50.495	84.12	51.357
NOT CLASSIFIED										
	33		Charlie DONNELLY	IRE	Mygale SJ04	1:45.315	2	D.N.F.	84.47	49.082
FASTEST LAP										
	82		H J VAN DER SLIK		Mygale 03	48.349	4	91.30mph		146.93kph

Weather / Track : Cloudy / Dry

These results are provisional until the conclusion of any judicial and technical matters.

Brands Hatch

Circuit Length = 1.2262 miles.

Start: 14:03 End: 14:15

Clerk Of Course:	Stewards:	Timekeeper:
------------------	-----------	-------------



**BRSCC Formula Ford Festival 2004 - Heat  
RACE CLASSIFICATION - RACE 9 - LAP CHART**

Lap 1			Lap 2			Lap 3			Lap 4			Lap 5		
No	Behind	Laptime	No	Behind	Laptime	No	Behind	Laptime	No	Behind	Laptime	No	Behind	Laptime
9		54.989	9		49.610	9		48.994	9		48.798	9		48.634
3	0.114	55.103	3	0.002	49.498	3	0.090	49.082	3	0.100	48.808	3	0.278	48.812
11	0.481	55.470	82	0.464	49.425	11	0.531	48.977	11	0.485	48.752	11	0.677	48.826
82	0.649	55.638	11	0.548	49.677	82	1.418	49.948	82	0.969	48.349	82	0.785	48.450
14	1.121	56.110	33	0.716	49.082	14	1.718	49.628	14	1.827	48.907	14	2.064	48.871
33	1.244	56.233	14	1.084	49.573	16	2.921	49.983	16	3.163	49.040	16	3.484	48.955
16	1.762	56.751	16	1.932	49.780	88	3.447	50.186	88	3.700	49.051	88	3.775	48.709
88	1.986	56.975	8	2.167	49.428	8	3.552	50.379	8	4.170	49.416	8	4.612	49.076
8	2.349	57.338	88	2.255	49.879	4	3.821	50.352	4	4.255	49.232	4	4.901	49.280
4	2.574	57.563	4	2.463	49.499	17	4.513	49.705	17	5.423	49.708	17	6.848	50.059
17	3.718	58.707	17	3.802	49.694	84	5.193	49.688	84	5.880	49.485	84	6.948	49.702
84	4.161	59.150	84	4.499	49.948	20	5.701	49.943	20	6.243	49.340	20	7.195	49.586
20	4.508	59.497	20	4.752	49.854	55	11.421	51.998	55	15.017	52.394	55	18.441	52.058
55	6.059	1:01.048	55	8.417	51.968	48	12.422	52.237	48	15.396	51.772	48	18.642	51.880
48	6.918	1:01.907	48	9.179	51.871									

**BRSCC Formula Ford Festival 2004 - Heat**  
**RACE CLASSIFICATION - RACE 9 - LAP CHART**  
 (contd.)

Lap 6			Lap 7			Lap 8			Lap 9			Lap 10		
No	Behind	Laptime	No	Behind	Laptime	No	Behind	Laptime	No	Behind	Laptime	No	Behind	Laptime
9		48.543	9		48.629	9		48.545	9		48.500	9		48.655
3	0.299	48.564	3	0.313	48.643	3	0.411	48.643	3	0.579	48.668	3	0.605	48.681
11	0.820	48.686	11	0.785	48.594	11	1.016	48.776	11	1.309	48.793	11	1.476	48.822
82	0.892	48.650	82	0.874	48.611	82	1.165	48.836	82	1.459	48.794	82	1.645	48.841
14	2.515	48.994	14	2.918	49.032	14	3.202	48.829	14	3.886	49.184	14	4.213	48.982
16	3.987	49.046	16	4.346	48.988	16	5.191	49.390	16	6.000	49.309	16	6.330	48.985
88	4.058	48.826	88	4.440	49.011	4	6.176	49.671	4	6.522	48.846	4	6.934	49.067
8	4.687	48.618	4	5.050	48.828	88	9.319	53.424	88	9.815	48.996	88	10.339	49.179
4	4.851	48.493	8	5.437	49.379	8	9.448	52.556	8	9.946	48.998	8	10.527	49.236
17	8.416	50.111	84	9.558	49.661	84	10.430	49.417	84	11.199	49.269	84	11.988	49.444
84	8.526	50.121	17	9.895	50.108	17	10.978	49.628	17	11.946	49.468	17	12.571	49.280
20	8.965	50.313	20	10.215	49.879	20	11.494	49.824	20	12.975	49.981	20	13.846	49.526
55	21.636	51.738	55	25.128	52.121	55	28.380	51.797	55	31.645	51.765	55	34.347	51.357
48	22.050	51.951	48	25.389	51.968	48	28.592	51.748	48	31.856	51.764	48	34.541	51.340

**BRSCC Formula Ford Festival 2004 - Heat**  
**RACE CLASSIFICATION - RACE 9 - LAP CHART**  
 (contd.)

Lap 11			Lap 12			Lap 13			Lap 14			Lap 15		
No	Behind	Laptime	No	Behind	Laptime	No	Behind	Laptime	No	Behind	Laptime	No	Behind	Laptime
9		48.648	9		48.653	9		48.716	9		48.734	9		48.791
3	0.607	48.650	3	0.632	48.678	3	0.622	48.706	3	0.807	48.919	3	0.790	48.774
11	1.522	48.694	11	1.807	48.938	11	1.785	48.694	11	1.746	48.695	11	1.640	48.685
82	1.595	48.598	82	1.941	48.999	82	1.926	48.701	82	2.093	48.901	82	5.366	52.064
14	4.534	48.969	14	4.932	49.051	14	5.335	49.119	14	5.717	49.116	14	6.206	49.280
16	6.761	49.079	16	7.125	49.017	16	8.272	49.863	16	8.709	49.171	16	9.250	49.332
4	7.265	48.979	4	7.263	48.651	4	8.648	50.101	4	8.895	48.981	4	9.402	49.298
88	10.795	49.104	88	11.194	49.052	88	11.395	48.917	88	11.581	48.920	88	11.852	49.062
8	11.095	49.216	8	11.415	48.973	8	11.709	49.010	8	11.876	48.901	8	11.972	48.887
84	12.677	49.337	84	13.581	49.557	84	14.374	49.509	84	15.363	49.723	84	16.267	49.695
20	14.832	49.634	20	15.893	49.714	20	16.784	49.607	20	17.647	49.597	20	18.525	49.669
17	20.175	56.252	17	21.457	49.935	17	22.640	49.899	17	24.026	50.120	17	25.357	50.122
48	37.756	51.863	48	40.734	51.631	48	44.035	52.017	48	46.910	51.609	48	49.458	51.339
55	38.109	52.410	55	41.341	51.885	55	44.344	51.719	55	47.357	51.747	55	50.495	51.929

## BRSCC Formula Ford Festival 2004 - Heat RACE CLASSIFICATION - RACE 10

POS	NO	CL	NAME	NAT	CAR	TIME	LAPS	GAP	MPH	BEST
1	1		Daniel CLARKE	GBR	Van Diemen RF04	12:16.004	15		90.05	48.212
2	2		Charlie KIMBALL	USA	Van Diemen RF04	12:16.920	15	0.916	89.94	48.323
3	10		Suk SANDHER	IND	Van Diemen RF03	12:17.017	15	1.013	89.93	48.235
4	46		Juho ANNALA	FIN	Van Diemen RF03	12:18.122	15	2.118	89.79	48.377
5	12		Yuya SAKAMOTO	JPN	Van Diemen RF03	12:22.103	15	6.099	89.31	48.391
6	85		Christiano MORGADO	RSA	Mygale SJ2001	12:22.302	15	6.298	89.29	48.571
7	21		Dennis RETERA	NED	Mygale SJ04	12:25.712	15	9.708	88.88	48.966
8	28		Duncan TAPPY	GBR	Ray GRS2002	12:27.104	15	11.100	88.71	48.946
9	7		Neil FOWLER	GBR	Ray GRS2003	12:27.802	15	11.798	88.63	48.789
10	15		Rei YAMAGUCHI	JPN	Van Diemen RF03	12:33.979	15	17.975	87.91	49.084
11	96		Jason DOWN	GBR	Getem GD304/Z	12:41.974	15	25.970	86.98	49.810
12	77		Dario GARCIA	ESP	Mygale SJ00	12:54.460	15	38.456	85.58	50.324
13	5		Ian PRATT	GBR	Van Diemen RF98	13:02.468	15	46.464	84.71	50.609
14	99		Sean GAFFNEY	GBR	Van Diemen RF99	12:24.272	14		83.12	51.931

### NOT CLASSIFIED

26			Yudi DOYLE	AUS	Van Diemen RF99	11:52.739	14	D.N.F.	86.80	49.493
----	--	--	------------	-----	-----------------	-----------	----	--------	-------	--------

### FASTEST LAP

1			Daniel CLARKE		Van Diemen RF04	48.212	4	91.56mph		147.35kph
---	--	--	---------------	--	-----------------	--------	---	----------	--	-----------

Weather / Track : Cloudy / Dry

These results are provisional until the conclusion of any judicial and technical matters.

Brands Hatch

Circuit Length = 1.2262 miles.

Start: 14:26 End: 14:38

Clerk Of Course:	Stewards:	Timekeeper:
------------------	-----------	-------------

**BRSCC Formula Ford Festival 2004 - Heat  
RACE CLASSIFICATION - RACE 10 - LAP CHART**

Lap 1			Lap 2			Lap 3			Lap 4			Lap 5		
No	Behind	Laptime	No	Behind	Laptime	No	Behind	Laptime	No	Behind	Laptime	No	Behind	Laptime
85		55.555	2		48.771	2		48.472	2		48.397	2		48.414
2	0.070	55.625	1	0.548	49.129	1	0.586	48.510	1	0.401	48.212	1	0.256	48.269
1	0.260	55.815	85	0.892	49.733	85	1.367	48.947	46	1.643	48.603	46	1.606	48.377
46	0.525	56.080	46	1.099	49.415	46	1.437	48.810	85	2.060	49.090	10	2.322	48.501
10	0.918	56.473	10	1.176	49.099	10	1.767	49.063	10	2.235	48.865	85	2.849	49.203
21	2.074	57.629	21	2.790	49.557	21	3.508	49.190	21	4.150	49.039	21	4.904	49.168
12	2.218	57.773	12	2.825	49.448	12	3.614	49.261	12	4.196	48.979	12	4.931	49.149
28	2.651	58.206	28	3.238	49.428	7	4.333	49.460	7	4.811	48.875	7	5.606	49.209
7	2.829	58.384	7	3.345	49.357	28	4.496	49.730	28	5.052	48.953	28	5.703	49.065
26	3.624	59.179	26	5.673	50.890	15	6.956	49.642	15	8.036	49.477	15	9.382	49.760
15	3.767	59.322	15	5.786	50.860	26	7.832	50.631	26	9.519	50.084	26	11.337	50.232
96	4.277	59.832	96	5.896	50.460	96	8.253	50.829	96	9.666	49.810	96	11.469	50.217
77	4.731	1:00.286	77	6.493	50.603	77	8.879	50.858	77	11.248	50.766	77	13.185	50.351
5	5.358	1:00.913	5	7.539	51.022	5	9.676	50.609	5	11.986	50.707	5	14.556	50.984
99	7.556	1:03.111	99	11.276	52.561	99	15.348	52.544	99	19.114	52.163	99	23.032	52.332

**BRSCC Formula Ford Festival 2004 - Heat**  
**RACE CLASSIFICATION - RACE 10 - LAP CHART**  
 (contd.)

Lap 6			Lap 7			Lap 8			Lap 9			Lap 10		
No	Behind	Laptime	No	Behind	Laptime	No	Behind	Laptime	No	Behind	Laptime	No	Behind	Laptime
2		48.323	2		48.384	2		48.454	2		48.513	2		48.554
1	0.471	48.538	1	0.476	48.389	1	0.333	48.311	1	0.266	48.446	1	0.127	48.415
46	1.763	48.480	46	1.856	48.477	46	1.929	48.527	46	2.084	48.668	10	2.136	48.523
10	2.234	48.235	10	2.192	48.342	10	2.175	48.437	10	2.167	48.505	46	2.624	49.094
85	3.197	48.671	85	3.384	48.571	85	3.609	48.679	85	3.993	48.897	85	4.329	48.890
21	5.749	49.168	12	6.312	48.822	12	6.288	48.430	12	6.249	48.474	12	6.160	48.465
12	5.874	49.266	21	6.857	49.492	21	7.406	49.003	21	7.859	48.966	21	8.457	49.152
7	6.072	48.789	7	6.995	49.307	7	7.756	49.215	7	8.267	49.024	7	8.728	49.015
28	6.385	49.005	28	7.223	49.222	28	7.904	49.135	28	8.662	49.271	28	9.066	48.958
15	10.382	49.323	15	11.571	49.573	15	13.046	49.929	15	13.923	49.390	15	15.132	49.763
26	13.203	50.189	26	14.910	50.091	26	16.793	50.337	26	18.219	49.939	26	19.900	50.235
96	13.397	50.251	96	15.009	49.996	96	16.985	50.430	96	18.383	49.911	96	20.005	50.176
77	15.186	50.324	77	17.901	51.099	77	20.392	50.945	77	22.945	51.066	77	25.594	51.203
5	17.298	51.065	5	20.312	51.398	5	23.411	51.553	5	26.700	51.802	5	29.903	51.757
99	27.125	52.416	99	30.907	52.166	99	34.384	51.931	99	37.821	51.950	99	41.302	52.035


**BRSCC Formula Ford Festival 2004 - Heat**  
**RACE CLASSIFICATION - RACE 10 - LAP CHART**  
 (contd.)

Lap 11			Lap 12			Lap 13			Lap 14			Lap 15		
No	Behind	Laptime	No	Behind	Laptime	No	Behind	Laptime	No	Behind	Laptime	No	Behind	Laptime
1		49.498	1		48.512	1		48.460	1		48.653	1		48.847
2	0.296	49.921	2	0.305	48.521	2	0.291	48.446	2	0.844	49.206	2	0.916	48.919
10	0.958	48.447	10	0.698	48.252	10	0.634	48.396	10	0.990	49.009	10	1.013	48.870
46	1.699	48.700	46	1.734	48.547	46	2.007	48.733	46	2.222	48.868	46	2.118	48.743
85	3.792	49.088	85	4.364	49.084	85	5.046	49.142	99	1 LAP	54.093	12	6.099	49.533
12	4.926	48.391	12	4.812	48.398	12	5.199	48.847	12	5.413	48.867	85	6.298	49.386
21	7.807	48.975	21	8.284	48.989	21	8.797	48.973	85	5.759	49.366	99	1 LAP	52.693
7	8.087	48.984	7	8.643	49.068	28	9.962	49.565	21	9.331	49.187	21	9.708	49.224
28	8.387	48.946	28	8.857	48.982	7	10.031	49.848	28	10.741	49.432	28	11.100	49.206
15	14.981	49.474	15	15.792	49.323	15	16.416	49.084	7	11.177	49.799	7	11.798	49.468
96	20.644	50.264	96	22.013	49.881	96	23.477	49.924	15	17.022	49.259	15	17.975	49.800
26	21.241	50.966	26	22.222	49.493	26	23.682	49.920	96	24.831	50.007	96	25.970	49.986
77	26.910	50.941	77	29.585	51.187	77	32.463	51.338	26	25.582	50.553	77	38.456	52.156
5	32.018	51.740	5	35.635	52.129	5	39.344	52.169	77	35.147	51.337	5	46.464	52.550
99	43.752	52.075	99	47.442	52.202				5	42.761	52.070			

**BRSCC Formula Ford Festival 2004 - Semi Final 1**  
**GRID - RACE 19**

ROW 8	26 DOYLE	55 BURET
ROW 7	5 PRATT	17 KINSEY
ROW 6	96 DOWN	84 MURRAY
ROW 5	7 FOWLER	88 PLAYLE
ROW 4	21 RETERA	16 CANNON
ROW 3	12 SAKAMOTO	82 VAN DER SLIK
ROW 2	10 SANDHER	3 D'AGOSTINO
ROW 1	1 CLARKE	

**POLE**



**Weather / Track : Cloudy / Dry**  
**These times are provisional until the conclusion of any judicial and technical matters.**

Brands Hatch  
 Circuit Length = 1.2262 miles.  
 Start: 14:03 End: 14:15

Clerk Of Course:	Stewards:	Timekeeper:
------------------	-----------	-------------



## BRSCC Formula Ford Festival 2004 - Semi Final 1

### RACE CLASSIFICATION - RACE 19

POS	NO	CL	NAME	NAT	CAR	TIME	LAPS	GAP	MPH	BEST
1	1		<b>Daniel CLARKE</b>	<b>GBR</b>	Van Diemen RF04	15:43.468	18		84.29	48.507
2	3		<b>Joe D'AGOSTINO</b>	<b>USA</b>	Van Diemen RF03	15:44.051	18	0.583	84.23	48.411
3	12		<b>Yuya SAKAMOTO</b>	<b>JPN</b>	Van Diemen RF03	15:44.667	18	1.199	84.18	48.291
4	88		<b>Oliver PLAYLE</b>	<b>GBR</b>	Ray GRS2002	15:54.354	18	10.886	83.32	48.934
5	84		<b>Jennifer MURRAY</b>	<b>RSA</b>	Mygale SJ01	16:02.858	18	19.390	82.59	49.325
6	17		<b>Simon KINSEY</b>	<b>GBR</b>	Van Diemen RF01	16:13.518	18	30.050	81.68	49.159
7	26		<b>Yudi DOYLE</b>	<b>AUS</b>	Van Diemen RF99	16:18.135	18	34.667	81.30	50.240
8	5		<b>Ian PRATT</b>	<b>GBR</b>	Van Diemen RF98	15:48.108	17	1 LAP	79.22	51.628
9	55		<b>Pierre BURET</b>	<b>FRA</b>	Swift SC95Z	15:48.456	17	1 LAP	79.19	51.309
NOT CLASSIFIED										
96			<b>Jason DOWN</b>	<b>GBR</b>	Getem GD304/Z	7:46.740	8	D.N.F.	75.80	50.366
10			<b>Suk SANDHER</b>	<b>IND</b>	Van Diemen RF03	1:45.858	2	D.N.F.	84.04	49.272
82			<b>H J VAN DER SLIK</b>	<b>NED</b>	Mygale 03	1:46.001	2	D.N.F.	83.92	49.038
FASTEST LAP										
12			<b>Yuya SAKAMOTO</b>		Van Diemen RF03	48.291	8	91.41mph	147.11kph	

Weather / Track : Cloudy / Damp

These results are provisional until the conclusion of any judicial and technical matters.

Brands Hatch

Circuit Length = 1.2262 miles.

Start: 11:46 End: 12:02

Clerk Of Course:	Stewards:	Timekeeper:
------------------	-----------	-------------

**BRSCC Formula Ford Festival 2004 - Semi Final 1**  
**RACE CLASSIFICATION - RACE 19 - LAP CHART**

Lap 1			Lap 2			Lap 3			Lap 4			Lap 5		
No	Behind	Laptime	No	Behind	Laptime	No	Behind	Laptime	No	Behind	Laptime	No	Behind	Laptime
1		55.350	1		48.890	1		48.766	1		1:13.800	1		1:23.370
3	0.373	55.723	3	0.467	48.984	3	0.473	48.772	3	1.269	1:14.596	3	0.508	1:22.609
10	1.236	56.586	10	1.618	49.272	12	4.561	51.048	12	3.679	1:12.918	12	1.189	1:20.880
82	1.613	56.963	82	1.761	49.038	88	4.872	50.438	88	4.192	1:13.120	88	2.161	1:21.339
12	1.771	57.121	12	2.279	49.398	96	7.602	51.325	96	6.154	1:12.352	96	3.493	1:20.709
88	2.288	57.638	88	3.200	49.802	17	7.796	51.195	17	6.924	1:12.928	17	4.246	1:20.692
84	3.396	58.746	84	4.922	50.416	84	8.156	52.000	84	7.658	1:13.302	84	4.701	1:20.413
96	3.567	58.917	96	5.043	50.366	26	11.787	51.671	26	11.154	1:13.167	26	6.288	1:18.504
17	3.914	59.264	17	5.367	50.343	5	14.289	52.810	5	12.033	1:11.544	5	8.197	1:19.534
5	5.984	1:01.334	26	8.882	51.738	55	14.690	52.893	55	12.939	1:12.049	55	9.232	1:19.663
26	6.034	1:01.384	5	10.245	53.151									
55	7.330	1:02.680	55	10.563	52.123									

# BRSCC Formula Ford Festival 2004 - Semi Final 1

## RACE CLASSIFICATION - RACE 19 - LAP CHART

(contd.)

Lap 6			Lap 7			Lap 8			Lap 9			Lap 10		
No	Behind	Laptime	No	Behind	Laptime	No	Behind	Laptime	No	Behind	Laptime	No	Behind	Laptime
1		48.680	1		48.507	1		48.556	1		48.711	1		48.761
3	0.734	48.906	3	0.669	48.442	3	0.524	48.411	3	0.490	48.677	3	0.393	48.664
12	1.543	49.034	12	1.596	48.560	12	1.331	48.291	12	1.030	48.410	12	0.709	48.440
88	2.622	49.141	88	3.347	49.232	88	3.850	49.059	88	4.340	49.201	88	4.895	49.316
96	5.970	51.157	17	7.736	50.158	17	8.698	49.518	17	9.820	49.833	17	10.471	49.412
17	6.085	50.519	84	8.653	50.974	84	9.704	49.607	84	10.499	49.506	84	11.207	49.469
84	6.186	50.165	96	8.897	51.434	96	10.821	50.480	26	14.458	50.550	26	18.236	52.539
26	8.687	51.079	26	10.768	50.588	26	12.619	50.407	5	22.323	51.960	5	26.176	52.614
5	12.395	52.878	5	16.002	52.114	5	19.074	51.628	55	22.650	51.485	55	26.242	52.353
55	13.656	53.104	55	16.810	51.661	55	19.876	51.622						

**BRSCC Formula Ford Festival 2004 - Semi Final 1**  
**RACE CLASSIFICATION - RACE 19 - LAP CHART**

(contd.)

Lap 11			Lap 12			Lap 13			Lap 14			Lap 15		
No	Behind	Laptime	No	Behind	Laptime	No	Behind	Laptime	No	Behind	Laptime	No	Behind	Laptime
1		48.550	1		48.590	1		48.724	1		48.615	1		48.608
3	0.412	48.569	3	0.476	48.654	3	0.488	48.736	3	0.625	48.752	3	0.817	48.800
12	0.832	48.673	12	0.714	48.472	12	0.761	48.771	12	0.804	48.658	12	1.111	48.915
88	5.576	49.231	88	6.146	49.160	88	6.549	49.127	88	6.868	48.934	88	9.306	51.046
17	11.819	49.898	17	12.388	49.159	17	13.409	49.745	84	14.834	49.325	84	16.308	50.082
84	12.395	49.738	84	13.157	49.352	84	14.124	49.691	17	20.147	55.353	17	21.847	50.308
26	20.105	50.419	26	21.864	50.349	26	23.380	50.240	26	25.063	50.298	26	26.820	50.365
55	30.726	53.034	5	35.689	53.298	5	39.045	52.080	5	42.457	52.027	5	46.019	52.170
5	30.981	53.355	55	35.877	53.741	55	39.358	52.205	55	42.803	52.060	55	46.203	52.008


**BRSCC Formula Ford Festival 2004 - Semi Final 1**  
**RACE CLASSIFICATION - RACE 19 - LAP CHART**

(contd.)

Lap 16			Lap 17			Lap 18			Lap 19			Lap 20		
No	Behind	Laptime	No	Behind	Laptime	No	Behind	Laptime	No	Behind	Laptime	No	Behind	Laptime
1		48.850	1		49.221	1		48.919						
3	0.809	48.842	3	0.537	48.949	3	0.583	48.965						
12	1.060	48.799	5	1 LAP	52.772	12	1.199	48.910						
88	9.567	49.111	12	1.208	49.369	5	1 LAP	52.839						
84	17.432	49.974	55	1 LAP	54.466	55	1 LAP	51.309						
17	23.068	50.071	88	10.107	49.761	88	10.886	49.698						
26	29.079	51.109	84	18.349	50.138	84	19.390	49.960						
			17	25.137	51.290	17	30.050	53.832						
			26	31.307	51.449	26	34.667	52.279						

# BRSCC Formula Ford Festival 2004 - Semi Final 2

## GRID - RACE 20

ROW 8	33 DONNELLY	99 GAFFNEY
ROW 7	48 BELL	77 GARCIA
ROW 6	20 SANDBURG	15 YAMAGUCHI
ROW 5	8 SUNDERLAND	28 TAPPY
ROW 4	4 PARSONS	85 MORGADO
ROW 3	14 WILKINSON	46 ANNALA
ROW 2	11 MAKELA	2 KIMBALL
ROW 1	9 HOHENTHAL	
	POLE	
		

**Weather / Track : Cloudy / Dry**  
**These times are provisional until the conclusion of any judicial and technical matters.**

Brands Hatch  
 Circuit Length = 1.2262 miles.  
 Start: 14:03 End: 14:15

Clerk Of Course:	Stewards:	Timekeeper:
------------------	-----------	-------------

## BRSCC Formula Ford Festival 2004 - Semi Final 2

### RACE CLASSIFICATION - RACE 20

POS	NO	CL	NAME	NAT	CAR	TIME	LAPS	GAP	MPH	BEST
1	11		Valle MAKELA	FIN	Van Diemen RF03	16:25.113	20		89.68	48.535
2	9		Sebastian HOHENTHAL	SWE	Van Diemen RF04	16:25.177	20	0.064	89.68	48.210
3	85		Christiano MORGADO	RSA	Mygale SJ2001	16:30.312	20	5.199	89.21	48.747
4	8		Robert SUNDERLAND	GBR	Mygale SJ00	16:35.646	20	10.533	88.74	48.771
5	20		Aki SANDBURG	FIN	Van Diemen RF00	16:48.299	20	23.186	87.62	49.246
6	77		Dario GARCIA	ESP	Mygale SJ00	17:07.784	20	42.671	85.96	50.509
7	48		Craig BELL	GBR	Van Diemen RF02	16:38.587	19	1 LAP	84.05	51.428
8	99		Sean GAFFNEY	GBR	Van Diemen RF99	17:06.259	19	1 LAP	81.79	52.433

#### NOT CLASSIFIED

14			Zan WILKINSON	GBR	Van Diemen RF03	14:52.207	18	D.N.F.	89.13	48.774
15			Rei YAMAGUCHI	JPN	Van Diemen RF03	13:22.024	16	D.N.F.	88.14	49.229
2			Charlie KIMBALL	USA	Van Diemen RF04	5:03.976	6	D.N.F.	87.35	49.008
46			Juho ANNALA	FIN	Van Diemen RF03	5:04.224	6	D.N.F.	87.28	48.822
4			Ian PARSONS	GBR	Van Diemen RF04	5:04.466	6	D.N.F.	87.21	48.843
28			Duncan TAPPY	GBR	Ray GRS2002	1:47.592	2	D.N.F.	82.68	49.661
33			Charlie DONNELLY	IRE	Mygale SJ04	1:47.759	2	D.N.F.	82.55	49.366

#### FASTEST LAP

9			Sebastian HOHENTHAL		Van Diemen RF04	48.210	12	91.56mph		147.35kph
---	--	--	---------------------	--	-----------------	--------	----	----------	--	-----------

Weather / Track : Cloudy / Damp

These results are provisional until the conclusion of any judicial and technical matters.

Brands Hatch

Circuit Length = 1.2262 miles.

Start: 12:15 End: 12:31

Clerk Of Course:	Stewards:	Timekeeper:
------------------	-----------	-------------

**BRSCC Formula Ford Festival 2004 - Semi Final 2**  
**RACE CLASSIFICATION - RACE 20 - LAP CHART**

Lap 1			Lap 2			Lap 3			Lap 4			Lap 5		
No	Behind	Laptime	No	Behind	Laptime	No	Behind	Laptime	No	Behind	Laptime	No	Behind	Laptime
2		56.073	2		50.156	11		49.312	11		48.865	11		48.681
11	0.053	56.126	11	0.079	50.182	2	0.550	49.941	2	0.693	49.008	2	1.122	49.110
9	0.182	56.255	9	0.249	50.223	9	0.625	49.767	9	0.759	48.999	9	1.201	49.123
14	0.890	56.963	14	0.591	49.857	14	0.840	49.640	14	1.203	49.228	14	1.447	48.925
46	1.131	57.204	85	0.714	49.647	85	0.931	49.608	85	1.571	49.505	85	1.637	48.747
85	1.223	57.296	46	0.982	50.007	46	1.288	49.697	46	1.840	49.417	46	1.981	48.822
28	1.858	57.931	4	1.364	49.592	4	1.790	49.817	4	2.114	49.189	4	2.276	48.843
4	1.928	58.001	28	1.363	49.661	8	2.064	49.532	8	2.381	49.182	8	2.771	49.071
33	2.320	58.393	33	1.530	49.366	15	2.947	49.593	15	3.356	49.274	15	3.904	49.229
8	3.032	59.105	8	1.923	49.047	20	3.305	49.407	20	3.908	49.468	20	4.542	49.315
15	3.245	59.318	15	2.745	49.656	77	5.790	50.591	77	7.434	50.509	77	9.695	50.942
20	3.644	59.717	20	3.289	49.801	48	10.101	51.788	48	12.963	51.727	48	15.710	51.428
77	4.113	1:00.186	77	4.590	50.633	99	16.627	53.424	99	20.306	52.544	99	24.328	52.703
48	5.660	1:01.733	48	7.704	52.200									
99	8.976	1:05.049	99	12.594	53.774									



## BRSCC Formula Ford Festival 2004 - Semi Final 2

### RACE CLASSIFICATION - RACE 20 - LAP CHART

(contd.)

Lap 6			Lap 7			Lap 8			Lap 9			Lap 10		
No	Behind	Laptime	No	Behind	Laptime	No	Behind	Laptime	No	Behind	Laptime	No	Behind	Laptime
11		48.684	11		48.615	11		48.753	11		48.664	11		48.670
9	1.761	49.244	9	1.551	48.405	9	1.402	48.604	9	1.093	48.355	9	0.899	48.476
2	2.126	49.688	14	2.284	48.774	14	2.570	49.039	14	2.777	48.871	14	3.083	48.976
85	2.208	49.255	85	2.625	49.032	85	2.922	49.050	85	3.138	48.880	85	3.355	48.887
14	2.125	49.362	8	5.199	50.956	8	5.640	49.194	8	6.021	49.045	8	6.430	49.079
46	2.374	49.077	15	6.509	50.654	15	7.857	50.101	15	8.485	49.292	15	9.353	49.538
4	2.616	49.024	20	7.087	50.598	20	9.616	51.282	20	10.799	49.847	20	11.755	49.626
8	2.858	48.771	77	14.799	51.838	77	17.128	51.082	77	19.575	51.111	77	21.962	51.057
15	4.470	49.250	48	22.616	52.590	48	26.458	52.595	48	30.017	52.223	48	33.160	51.813
20	5.104	49.246	99	35.548	55.217	99	39.764	52.969	99	44.065	52.965			
77	11.576	50.565												
48	18.641	51.615												
99	28.946	53.302												

## BRSCC Formula Ford Festival 2004 - Semi Final 2

### RACE CLASSIFICATION - RACE 20 - LAP CHART

(contd.)

Lap 11			Lap 12			Lap 13			Lap 14			Lap 15		
No	Behind	Laptime	No	Behind	Laptime	No	Behind	Laptime	No	Behind	Laptime	No	Behind	Laptime
11		48.672	11		48.535	11		49.141	11		49.021	11		48.835
9	0.737	48.510	9	0.412	48.210	9	0.065	48.794	9	0.050	49.006	9	0.068	48.853
99	1 LAP	55.338	14	4.245	49.419	14	4.075	48.971	14	4.052	48.998	14	4.267	49.050
14	3.361	48.950	85	4.247	49.202	85	4.193	49.087	85	4.275	49.103	85	4.421	48.981
85	3.580	48.897	8	7.369	49.306	8	7.346	49.118	8	7.353	49.028	8	7.551	49.033
8	6.598	48.840	99	1 LAP	55.415	15	11.304	49.662	15	11.519	49.236	15	11.941	49.257
15	9.999	49.318	15	10.783	49.319	99	1 LAP	53.048	20	15.397	49.951	20	16.191	49.629
20	12.706	49.623	20	14.132	49.961	20	14.467	49.476	99	1 LAP	53.225	99	1 LAP	52.433
77	24.467	51.177	77	26.916	50.984	77	28.449	50.674	77	30.337	50.909	77	32.458	50.956
48	36.438	51.950	48	39.358	51.455	48	42.109	51.892	48	44.785	51.697	48	47.751	51.801

**BRSCC Formula Ford Festival 2004 - Semi Final 2**  
**RACE CLASSIFICATION - RACE 20 - LAP CHART**

(contd.)

Lap 16			Lap 17			Lap 18			Lap 19			Lap 20		
No	Behind	Laptime	No	Behind	Laptime	No	Behind	Laptime	No	Behind	Laptime	No	Behind	Laptime
11		48.805	11		48.891	11		48.839	11		48.877	11		48.945
9	0.105	48.842	9	0.056	48.842	9	0.068	48.851	9	0.053	48.862	9	0.064	48.956
14	4.330	48.868	48	1 LAP	52.583	14	4.916	49.367	85	5.081	48.923	85	5.199	49.063
85	4.445	48.829	14	4.388	48.949	85	5.035	49.261	8	10.027	49.802	8	10.533	49.451
8	7.985	49.239	85	4.613	49.059	48	1 LAP	52.697	48	1 LAP	52.653	48	1 LAP	52.147
15	12.463	49.327	8	8.177	49.083	8	9.102	49.764	20	20.408	50.151	20	23.186	51.723
20	16.907	49.521	20	17.632	49.616	20	19.134	50.341	99	1 LAP	52.895	99	1 LAP	53.039
99	1 LAP	52.900	99	1 LAP	53.172	99	1 LAP	52.847	77	40.936	51.161	77	42.671	50.680
77	34.342	50.689	77	36.585	51.134	77	38.652	50.906						

**BRSCC Formula Ford Festival 2004 - Final  
GRID - RACE 26 - AMENDED**

ROW 14	46 ANNALA	2 KIMBALL
ROW 13	4 PARSONS	10 SANDHER
ROW 12	7 FOWLER	33 DONNELLY
ROW 11	21 RETERA	15 YAMAGUCHI
ROW 10	14 WILKINSON	28 TAPPY
ROW 9	55 BURET	82 VAN DER SLIK
ROW 8	99 GAFFNEY	5 PRATT
ROW 7	48 BELL	26 DOYLE
ROW 6	77 GARCIA	17 KINSEY
ROW 5	20 SANDBURG	84 MURRAY
ROW 4	8 SUNDERLAND	88 PLAYLE
ROW 3	85 MORGADO	12 SAKAMOTO
ROW 2	9 HOHENTHAL	3 D'AGOSTINO
ROW 1	11 MAKELA	1 CLARKE
	<b>POLE</b>	

**Reserves 16 & 96**

**Weather / Track : Cloudy / Damp**

**These times are provisional until the conclusion of any judicial and technical matters.**

Brands Hatch

Circuit Length = 1.2262 miles.

Start: 13:06 End: 13:20

Clerk Of Course:	Stewards:	Timekeeper:
------------------	-----------	-------------

## BRSCC Formula Ford Festival 2004 - Final RACE CLASSIFICATION - RACE 26

POS	NO	CL	NAME	NAT	CAR	TIME	LAPS	GAP	MPH	BEST
1	1		Daniel CLARKE	GBR	Van Diemen RF04	23:13.116	25		79.26	48.280
2	12		Yuya SAKAMOTO	JPN	Van Diemen RF03	23:14.719	25	1.603	79.17	48.421
3	9		Sebastian HOHENTHAL	SWE	Van Diemen RF04	23:14.937	25	1.821	79.16	48.256
4	3		Joe D'AGOSTINO	USA	Van Diemen RF03	23:16.150	25	3.034	79.09	48.332
5	14		Zan WILKINSON	GBR	Van Diemen RF03	23:18.937	25	5.821	78.93	48.630
6	85		Christiano MORGADO	RSA	Mygale SJ2001	23:20.320	25	7.204	78.85	48.712
7	21		Dennis RETERA	NED	Mygale SJ04	23:22.349	25	9.233	78.74	48.768
8	2		Charlie KIMBALL	USA	Van Diemen RF04	23:22.435	25	9.319	78.73	48.452
9	8		Robert SUNDERLAND	GBR	Mygale SJ00	23:24.815	25	11.699	78.60	49.058
10	46		Juho ANNALA	FIN	Van Diemen RF03	23:24.838	25	11.722	78.60	48.716
11	28		Duncan TAPPY	GBR	Ray GRS2002	23:26.180	25	13.064	78.52	49.044
12	20		Aki SANDBURG	FIN	Van Diemen RF00	23:26.620	25	13.504	78.50	49.248
13	84		Jennifer MURRAY	RSA	Mygale SJ01	23:26.959	25	13.843	78.48	48.994
14	15		Rei YAMAGUCHI	JPN	Van Diemen RF03	23:28.221	25	15.105	78.41	49.006
15	11		Valle MAKELA	FIN	Van Diemen RF03	23:28.470	25	15.354	78.40	48.454
16	17		Simon KINSEY	GBR	Van Diemen RF01	23:29.690	25	16.574	78.33	49.320
17	7		Neil FOWLER	GBR	Ray GRS2003	23:30.265	25	17.149	78.30	49.393
18	82		H J VAN DER SLIK	NED	Mygale 03	23:30.342	25	17.226	78.29	48.595
19	77		Dario GARCIA	ESP	Mygale SJ00	23:31.496	25	18.380	78.23	49.502
20	26		Yudi DOYLE	AUS	Van Diemen RF99	23:44.209	25	31.093	77.53	50.333
21	48		Craig BELL	GBR	Van Diemen RF02	23:50.919	25	37.803	77.17	50.674
22	99		Sean GAFFNEY	GBR	Van Diemen RF99	23:52.590	25	39.474	77.08	51.013
23	55		Pierre BURET	FRA	Swift SC95Z	23:53.735	25	40.619	77.02	50.994

### NOT CLASSIFIED

88	Oliver PLAYLE	GBR	Ray GRS2002	18:25.709	19	D.N.F.	75.91	48.484
4	Ian PARSONS	GBR	Van Diemen RF04	12:48.632	13	D.N.F.	74.74	48.933
10	Suk SANDHER	IND	Van Diemen RF03	12:48.974	13	D.N.F.	74.71	48.268
5	Ian PRATT	GBR	Van Diemen RF98		0	D.N.F.	N/A	
33	Charlie DONNELLY	IRE	Mygale SJ04		0	D.N.F.	N/A	

### FASTEST LAP

9	Sebastian HOHENTHAL		Van Diemen RF04	48.256	8	91.47mph	147.21kph
---	---------------------	--	-----------------	--------	---	----------	-----------

Weather / Track : Cloudy / Dry

These results are provisional until the conclusion of any judicial and technical matters.

Brands Hatch

Circuit Length = 1.2262 miles.

Start: 16:31 End: 16:54

Clerk Of Course:	Stewards:	Timekeeper:
------------------	-----------	-------------

## BRSCC Formula Ford Festival 2004 - Final RACE CLASSIFICATION - RACE 26 - LAP CHART

Lap 1			Lap 2			Lap 3			Lap 4			Lap 5		
No	Behind	Laptime	No	Behind	Laptime	No	Behind	Laptime	No	Behind	Laptime	No	Behind	Laptime
11		54.858	11		1:05.973	11		1:18.564	11		1:25.157	11		1:19.377
9	0.176	55.034	9	0.614	1:06.411	9	0.759	1:18.709	9	0.520	1:24.918	9	0.397	1:19.254
1	0.386	55.244	1	1.209	1:06.796	1	1.217	1:18.572	1	0.965	1:24.905	1	1.063	1:19.475
3	0.857	55.715	3	2.899	1:08.015	3	2.532	1:18.197	3	1.619	1:24.244	3	1.211	1:18.969
85	1.178	56.036	85	3.484	1:08.279	85	3.034	1:18.114	85	2.078	1:24.201	85	1.699	1:18.998
12	1.584	56.442	12	5.701	1:10.090	12	6.326	1:19.189	12	4.886	1:23.717	12	2.233	1:16.724
8	2.282	57.140	8	5.987	1:09.678	8	6.649	1:19.226	8	5.203	1:23.711	8	3.151	1:17.325
84	3.326	58.184	84	6.357	1:09.004	84	7.081	1:19.288	84	5.772	1:23.848	84	3.745	1:17.350
20	3.535	58.393	20	7.272	1:09.710	20	7.563	1:18.855	20	7.163	1:24.757	20	4.318	1:16.532
77	3.712	58.570	77	8.200	1:10.461	77	8.514	1:18.878	77	8.068	1:24.711	77	4.721	1:16.030
17	4.429	59.287	82	8.782	1:10.227	82	9.142	1:18.924	82	8.533	1:24.548	82	4.817	1:15.661
82	4.528	59.386	14	9.795	1:10.907	14	9.813	1:18.582	14	9.129	1:24.473	14	5.366	1:15.614
14	4.861	59.719	17	10.790	1:12.334	17	10.205	1:17.979	17	9.822	1:24.774	17	6.287	1:15.842
28	4.980	59.838	28	11.674	1:12.667	28	11.580	1:18.470	28	10.449	1:24.026	28	6.723	1:15.651
21	7.521	1:02.379	21	12.676	1:11.128	21	12.598	1:18.486	21	11.865	1:24.424	21	7.005	1:14.517
15	7.658	1:02.516	15	13.812	1:12.127	15	13.700	1:18.452	15	13.133	1:24.590	15	7.424	1:13.668
7	8.149	1:03.007	88	14.268	1:11.916	88	14.245	1:18.541	88	13.878	1:24.790	88	7.946	1:13.445
88	8.325	1:03.183	7	15.660	1:13.484	7	15.018	1:17.922	7	14.920	1:25.059	7	8.884	1:13.341
2	8.424	1:03.282	2	17.013	1:14.562	2	16.173	1:17.724	2	15.980	1:24.964	2	8.924	1:12.321
4	8.877	1:03.735	4	18.035	1:15.131	4	16.866	1:17.395	4	17.532	1:25.823	4	9.480	1:11.325
46	9.013	1:03.871	46	18.645	1:15.605	46	17.499	1:17.418	46	18.148	1:25.806	46	10.115	1:11.344
48	10.218	1:05.076	48	19.551	1:15.306	48	18.303	1:17.316	48	18.917	1:25.771	48	12.093	1:12.553
26	10.268	1:05.126	26	23.493	1:19.198	26	20.640	1:15.711	26	20.985	1:25.502	26	12.144	1:10.536
55	10.884	1:05.742	55	24.462	1:19.551	55	21.244	1:15.346	55	21.632	1:25.545	55	13.344	1:11.089
99	11.860	1:06.718	99	25.160	1:19.273	99	22.322	1:15.726	99	22.129	1:24.964	99	14.054	1:11.302
10	13.004	1:07.862	10	27.993	1:20.962	10	23.668	1:14.239	10	23.630	1:25.119	10	14.166	1:09.913

**BRSCC Formula Ford Festival 2004 - Final**  
**RACE CLASSIFICATION - RACE 26 - LAP CHART**  
 (contd.)

Lap 6			Lap 7			Lap 8			Lap 9			Lap 10		
No	Behind	Laptime	No	Behind	Laptime	No	Behind	Laptime	No	Behind	Laptime	No	Behind	Laptime
11		48.921	11		48.460	11		48.454	11		48.627	1		49.326
9	0.429	48.953	9	0.289	48.320	9	0.091	48.256	9	0.075	48.611	11	0.463	50.154
1	0.797	48.655	1	0.617	48.280	1	0.472	48.309	1	0.365	48.520	9	0.811	50.427
3	1.349	49.059	3	1.358	48.469	3	1.236	48.332	3	1.151	48.542	3	1.058	49.598
85	1.587	48.809	85	2.021	48.894	85	2.279	48.712	12	2.204	48.421	12	1.128	48.615
12	1.820	48.508	12	2.047	48.687	12	2.410	48.817	85	2.618	48.966	85	1.725	48.798
8	4.168	49.938	8	5.122	49.414	8	5.897	49.229	8	6.597	49.327	8	6.101	49.195
84	4.771	49.947	84	5.662	49.351	84	6.675	49.467	84	7.143	49.095	84	6.595	49.143
82	5.224	49.328	20	6.989	49.793	14	7.470	48.854	14	7.618	48.775	14	6.838	48.911
20	5.656	50.259	14	7.070	49.262	20	8.375	49.840	20	9.286	49.538	21	8.788	49.037
77	6.142	50.342	77	7.466	49.784	77	8.514	49.502	21	9.442	49.303	20	9.656	50.061
14	6.268	49.823	28	7.958	49.100	21	8.766	48.768	77	9.668	49.781	88	9.728	49.429
28	7.318	49.516	21	8.452	48.962	28	8.849	49.345	28	9.810	49.588	28	9.924	49.805
17	7.818	50.452	17	9.266	49.908	88	10.053	49.115	88	9.990	48.564	77	10.186	50.209
21	7.950	49.866	88	9.392	49.355	2	11.540	50.135	2	11.499	48.586	2	10.260	48.452
15	8.356	49.853	2	9.859	48.975	15	12.061	50.466	4	12.771	49.198	4	12.334	49.254
88	8.497	49.472	15	10.049	50.153	4	12.200	49.760	15	12.998	49.564	15	12.448	49.141
2	9.344	49.341	4	10.894	49.479	17	12.535	51.723	17	13.342	49.434	46	12.600	48.805
7	9.529	49.566	7	10.954	49.885	46	12.738	49.970	46	13.486	49.375	10	13.312	48.717
4	9.875	49.316	46	11.222	49.450	7	12.931	50.431	10	14.286	48.510	7	14.473	49.778
46	10.232	49.038	10	14.589	48.558	10	14.403	48.268	7	14.386	50.082	17	14.635	50.984
26	14.448	51.225	26	16.321	50.333	26	19.203	51.336	26	21.012	50.436	26	21.763	50.442
10	14.491	49.246	48	18.863	51.837	48	21.646	51.237	48	23.920	50.901	48	24.981	50.752
48	15.486	52.314	55	19.685	51.854	55	22.917	51.686	55	25.575	51.285	55	27.102	51.218
55	16.291	51.868	99	21.172	52.114	99	24.442	51.724	99	27.259	51.444	99	29.654	52.086
99	17.518	52.385	82	33.863	1:17.099P	82	41.495	56.086	82	41.759	48.891	82	40.663	48.595

**BRSCC Formula Ford Festival 2004 - Final**  
**RACE CLASSIFICATION - RACE 26 - LAP CHART**  
 (contd.)

Lap 11			Lap 12			Lap 13			Lap 14			Lap 15		
No	Behind	Laptime	No	Behind	Laptime	No	Behind	Laptime	No	Behind	Laptime	No	Behind	Laptime
1		48.422	1		48.524	1		48.664	1		48.741	1		1:11.335
11	0.639	48.598	11	0.801	48.686	11	0.797	48.660	11	0.651	48.595	11	1.680	1:12.364
9	0.799	48.410	9	0.878	48.603	9	0.955	48.741	9	0.736	48.522	9	2.089	1:12.688
3	1.327	48.691	3	1.497	48.694	3	2.212	49.379	12	2.447	48.821	12	4.050	1:12.938
12	1.531	48.825	12	1.639	48.632	12	2.367	49.392	3	2.775	49.304	3	4.825	1:13.385
85	2.086	48.783	85	2.520	48.958	85	2.707	48.851	85	3.060	49.094	85	5.192	1:13.467
8	6.771	49.092	8	7.414	49.167	8	8.049	49.299	14	8.732	49.266	14	5.752	1:08.355
84	7.167	48.994	14	8.052	49.235	14	8.207	48.819	8	9.249	49.941	8	6.301	1:08.387
14	7.341	48.925	84	8.224	49.581	84	8.992	49.432	84	9.603	49.352	84	6.753	1:08.485
21	9.360	48.994	21	9.816	48.980	21	10.147	48.995	21	10.213	48.807	21	7.651	1:08.773
88	9.790	48.484	88	10.042	48.776	88	10.334	48.956	88	10.346	48.753	88	8.086	1:09.075
20	10.937	49.703	28	11.780	49.188	28	12.160	49.044	2	12.498	48.905	2	8.869	1:07.706
28	11.116	49.614	2	11.834	49.242	2	12.334	49.164	28	12.849	49.430	28	9.569	1:08.055
2	11.116	49.278	20	12.603	50.190	20	13.691	49.752	20	14.389	49.439	20	10.202	1:07.148
77	11.651	49.887	77	12.813	49.686	77	13.791	49.642	77	14.905	49.855	46	10.837	1:07.177
15	13.264	49.238	15	13.746	49.006	15	14.212	49.130	15	14.993	49.522	77	11.452	1:07.882
4	13.678	49.766	4	14.087	48.933	4	14.940	49.517	46	14.995	48.716	15	12.452	1:08.794
46	13.952	49.774	10	14.186	48.628	46	15.020	49.151	17	18.233	49.468	17	13.438	1:06.540
10	14.082	49.192	46	14.533	49.105	10	15.282	49.760	7	19.136	49.754	7	14.298	1:06.497
17	15.631	49.418	17	16.598	49.491	17	17.506	49.572	26	36.145	53.659	26	23.806	58.996
7	16.105	50.054	7	17.282	49.701	7	18.123	49.505	48	36.257	52.307	48	25.135	1:00.213
26	24.402	51.061	26	28.941	53.063	26	31.227	50.950	55	39.326	51.979	55	26.098	58.107
48	27.487	50.928	48	30.091	51.128	48	32.691	51.264	99	41.096	51.754	99	26.953	57.192
55	29.989	51.309	55	32.882	51.417	55	36.088	51.870	82	41.687	48.996	82	27.270	56.918
99	32.634	51.402	99	35.396	51.286	99	38.083	51.351						
82	41.333	49.092	82	41.477	48.668	82	41.432	48.619						



**BRSCC Formula Ford Festival 2004 - Final**  
**RACE CLASSIFICATION - RACE 26 - LAP CHART**  
 (contd.)

Lap 16			Lap 17			Lap 18			Lap 19			Lap 20		
No	Behind	Laptime	No	Behind	Laptime	No	Behind	Laptime	No	Behind	Laptime	No	Behind	Laptime
1		1:20.624	1		48.621	1		48.572	1		48.596	1		48.618
11	0.375	1:19.319	11	0.523	48.769	11	0.902	48.951	11	0.940	48.634	9	1.680	49.301
9	0.575	1:19.110	9	0.587	48.633	9	1.124	49.109	9	0.997	48.469	12	1.719	48.946
12	1.127	1:17.701	12	0.992	48.486	12	1.423	49.003	12	1.391	48.564	11	2.327	50.005
3	1.572	1:17.371	3	1.615	48.664	3	1.778	48.735	3	1.880	48.698	3	2.629	49.367
85	1.853	1:17.285	85	1.953	48.721	85	2.469	49.088	85	2.711	48.838	85	3.154	49.061
14	2.702	1:17.574	14	2.901	48.820	14	3.196	48.867	14	3.230	48.630	14	3.466	48.854
8	3.003	1:17.326	8	3.742	49.360	8	4.228	49.058	88	5.528	49.246	21	6.509	49.127
84	3.648	1:17.519	21	4.466	49.348	88	4.878	48.682	21	6.000	49.153	2	7.996	50.299
21	3.739	1:16.712	88	4.768	49.037	21	5.443	49.549	8	6.175	50.543	8	8.168	50.611
88	4.352	1:16.890	2	5.268	49.507	2	5.513	48.817	2	6.315	49.398	28	8.900	49.823
2	4.382	1:16.137	84	5.629	50.602	28	6.535	49.275	28	7.695	49.756	46	8.901	49.823
28	5.166	1:16.221	28	5.832	49.287	46	6.620	48.953	46	7.696	49.672	84	9.791	50.291
20	5.672	1:16.094	46	6.239	49.063	84	6.663	49.606	84	8.118	50.051	20	10.269	50.264
46	5.797	1:15.584	20	7.008	49.957	20	7.862	49.426	20	8.623	49.357	15	11.796	50.989
77	6.609	1:15.781	77	7.706	49.718	15	8.506	49.230	15	9.425	49.515	17	12.280	50.104
15	7.207	1:15.379	15	7.848	49.262	77	9.298	50.164	17	10.794	49.870	77	12.598	50.125
17	7.741	1:14.927	17	8.772	49.652	17	9.520	49.320	77	11.091	50.389	7	12.836	50.187
7	8.145	1:14.471	7	9.257	49.733	7	10.078	49.393	7	11.267	49.785	82	15.001	48.915
26	9.890	1:06.708	26	13.185	51.916	82	14.417	49.180	82	14.704	48.883	26	19.427	50.564
48	11.269	1:06.758	48	13.761	51.113	26	15.630	51.017	26	17.481	50.447	48	20.742	51.168
55	12.423	1:06.949	82	13.809	49.015	48	16.107	50.918	48	18.192	50.681	55	24.059	51.392
99	13.409	1:07.080	55	15.753	51.951	55	18.887	51.706	55	21.285	50.994	99	24.330	51.236
82	13.415	1:06.769	99	16.623	51.835	99	19.295	51.244	99	21.712	51.013			

**BRSCC Formula Ford Festival 2004 - Final**  
**RACE CLASSIFICATION - RACE 26 - LAP CHART**  
 (contd.)

Lap 21			Lap 22			Lap 23			Lap 24			Lap 25		
No	Behind	Laptime	No	Behind	Laptime	No	Behind	Laptime	No	Behind	Laptime	No	Behind	Laptime
1		48.778	1		48.711	1		48.828	1		48.830	1		49.170
12	1.973	49.032	12	2.480	49.218	12	2.412	48.760	12	2.114	48.532	12	1.603	48.659
9	2.124	49.222	9	3.507	50.094	9	3.130	48.451	9	2.611	48.311	9	1.821	48.380
11	2.440	48.891	3	3.822	49.719	3	3.830	48.836	3	3.533	48.533	3	3.034	48.671
3	2.814	48.963	14	5.510	50.637	14	5.785	49.103	14	5.975	49.020	14	5.821	49.016
85	3.340	48.964	85	6.542	51.913	85	6.772	49.058	85	7.189	49.247	85	7.204	49.185
14	3.584	48.896	21	8.147	49.787	21	8.466	49.147	21	9.103	49.467	21	9.233	49.300
21	7.071	49.340	2	8.517	49.113	2	8.627	48.938	2	9.368	49.571	2	9.319	49.121
2	8.115	48.897	8	9.110	49.257	8	9.680	49.398	8	11.002	50.152	8	11.699	49.867
8	8.564	49.174	46	9.709	49.154	46	9.815	48.934	46	11.104	50.119	46	11.722	49.788
46	9.266	49.143	28	10.337	49.310	28	10.696	49.187	28	12.081	50.215	28	13.064	50.153
28	9.738	49.616	84	11.108	49.365	20	12.094	49.588	20	12.976	49.712	20	13.504	49.698
84	10.454	49.441	20	11.334	49.248	84	12.471	50.191	84	13.259	49.618	84	13.843	49.754
20	10.797	49.306	15	13.775	49.808	15	14.556	49.609	15	14.951	49.225	15	15.105	49.324
15	12.678	49.660	17	14.039	49.408	17	15.201	49.990	11	15.396	48.959	11	15.354	49.128
17	13.342	49.840	7	14.552	49.552	11	15.267	49.304	17	16.330	49.959	17	16.574	49.414
7	13.711	49.653	11	14.791	1:01.062	7	15.691	49.967	7	16.788	49.927	7	17.149	49.531
77	14.456	50.636	77	15.480	49.735	82	15.870	49.156	82	16.892	49.852	82	17.226	49.504
82	15.231	49.008	82	15.542	49.022	77	16.635	49.983	77	17.546	49.741	77	18.380	50.004
26	22.105	51.456	26	24.107	50.713	26	26.485	51.206	26	28.949	51.294	26	31.093	51.314
48	22.638	50.674	48	24.877	50.950	48	26.851	50.802	48	35.033	57.012	48	37.803	51.940
99	27.452	51.900	99	30.235	51.494	99	33.293	51.886	99	36.650	52.187	99	39.474	51.994
55	28.401	53.120	55	31.656	51.966	55	34.606	51.778	55	38.132	52.356	55	40.619	51.657

## VSR & Super Silhouette Championship QUALIFYING - RACE 2

POS	NO	CL	NAME	NAT	CAR	TIME	LAPS	GAP	MPH
1	79	SS	Mark JONES		Volkswagen Corrado	57.286	14		77.05
2	61	VSR	Jonathan HOGGARTH		Pontiac Grand Prix	57.688	9	0.402	76.52
3	91	VSR	Baz JOHNSON		Pontiac Grand Prix	57.809	15	0.523	76.36
4	70	SS	Fabio LUFFARELLI		Volkswagen Corrado	57.819	15	0.533	76.34
5	52	SS	Alan FISHER		Peugeot 205 Gti	57.920	8	0.634	76.21
6	4	SS	Ian FEWINGS		Peugeot 206 Gti	58.323	11	1.037	75.68
7	8	SS	Steve HALL		Audi TT	58.750	15	1.464	75.13
8	14	VSR	Steve OFFER		Ford Mondeo VSR6	58.910	15	1.624	74.93
9	38	SS	Keith WHITE		Volkswagen Corrado	58.997	13	1.711	74.82
10	9	VSR	Mike DOBLE		Ford Mondeo VSR6	59.164	11	1.878	74.61
11	33	SS	Andrew KNIGHT		Audi TT	1:00.102	11	2.816	73.44
12	28	SS	Mark FENNELL		Volkswagen Corrado	1:00.585	13	3.299	72.86
13	44	SS	Lea WOOD		Audi TT	1:00.740	14	3.454	72.67
14	86	VSR	Mark McALEER		Ford Mondeo VSR6	1:01.398	14	4.112	71.89
15	2	SS	Malcolm HARDING		Peugeot 206 Gti	1:01.427	11	4.141	71.86
16	97	VSR	Tim SPEED		Ford Mondeo VSR6	1:01.833	15	4.547	71.39
17	30	VSR	Stephen BARNARD		Ford Mondeo VSR6	1:01.922	10	4.636	71.28
18	5	SS	Rob DE VILLE		Renault Clio V6	1:02.726	14	5.440	70.37
19	24	VSR	Chris AYLING		Ford Mondeo VSR6	1:02.777	11	5.491	70.31
20	75	SS	Steve COLLISON		Peugeot 206 Gti	1:04.819	3	7.533	68.10
21	74	SS	Keith RUMARY		Peugeot 206 Gti	1:06.825	3	9.539	66.05

Car No's 9, 30 & 79 need working transponders please.

Weather / Track : Cloudy / Wet

These results are provisional until the conclusion of any judicial and technical matters.

Brands Hatch

Circuit Length = 1.2262 miles.

Start: 14:16 End: 14:31

Clerk Of Course:	Stewards:	Timekeeper:
------------------	-----------	-------------

## VSR & Super Silhouette Championship QUALIFYING - LAP ANALYSIS

<b>2</b>	<b>Malcolm HARDING</b>	Peugeot 206 Gti
1 - 1:50.946	6 - 1:04.177	11 - 1:02.403
2 - 1:03.714	7 - 2:31.489P	
3 - 1:02.679	8 - 1:07.980	
4 - 1:01.756	9 - <b>1:01.427</b>	
5 - 1:03.949	10 - 1:01.618	
<b>4</b>	<b>Ian FEWINGS</b>	Peugeot 206 Gti
1 - 1:14.473	6 - 1:00.796	11 - 1:00.908
2 - 59.040	7 - 59.830	
3 - 58.657	8 - 1:01.703	
4 - 58.626	9 - 1:00.582	
5 - <b>58.323</b>	10 - 58.614	
<b>5</b>	<b>Rob DE VILLE</b>	Renault Clio V6
1 - 1:36.484	6 - 1:03.912	11 - 1:04.043
2 - 1:08.313	7 - 1:05.536	12 - <b>1:02.726</b>
3 - 1:06.899	8 - 1:06.720	13 - 1:02.909
4 - 1:06.906	9 - 1:04.049	14 - 1:03.300
5 - 1:06.972	10 - 1:05.404	
<b>8</b>	<b>Steve HALL</b>	Audi TT
1 - 1:53.865	6 - 1:01.486	11 - 59.356
2 - 1:03.428	7 - 1:00.229	12 - 58.840
3 - 1:00.724	8 - 59.945	13 - 59.097
4 - 1:01.173	9 - 59.094	14 - <b>58.750</b>
5 - 1:00.344	10 - 59.798	15 - 58.997
<b>9</b>	<b>Mike DOBLE</b>	Ford Mondeo VSR6
1 - 1:31.080	6 - 59.412	11 - 1:11.788
2 - 1:00.527	7 - 59.819	
3 - 59.808	8 - 1:01.630	
4 - 59.365	9 - 59.591	
5 - <b>59.164</b>	10 - 3:13.910P	
<b>14</b>	<b>Steve OFFER</b>	Ford Mondeo VSR6
1 - 1:20.376	6 - <b>58.910</b>	11 - 59.401
2 - 59.930	7 - 58.990	12 - 59.473
3 - 59.916	8 - 1:00.524	13 - 59.492
4 - 59.591	9 - 1:00.447	14 - 58.941
5 - 59.208	10 - 59.199	15 - 59.443

Car No's 9, 30 & 79 need working transponders please.  
Weather / Track : Cloudy / Wet

## VSR & Super Silhouette Championship QUALIFYING - LAP ANALYSIS

(contd.)

<b>24</b>	<b>Chris AYLING</b>	Ford Mondeo VSR6
1 - 1:50.082	6 - 1:03.803	11 - 1:37.425P
2 - 1:07.550	7 - 1:04.401	
3 - 1:05.792	8 - 1:06.318	
4 - 1:03.771	9 - <b>1:02.777</b>	
5 - 1:04.318	10 - 1:03.445	
<b>28</b>	<b>Mark FENNELL</b>	Volkswagen Corrado
1 - 1:48.409	6 - 1:05.385	11 - 1:01.083
2 - 1:04.820	7 - 1:05.631	12 - 1:00.894
3 - 1:02.643	8 - 2:23.402P	13 - <b>1:00.585</b>
4 - 1:01.622	9 - 1:08.825	
5 - 1:01.176	10 - 1:02.247	
<b>30</b>	<b>Stephen BARNARD</b>	Ford Mondeo VSR6
1 - 6:24.371	6 - 1:04.246	
2 - 1:03.640	7 - 1:02.069	
3 - 1:05.110	8 - 1:02.683	
4 - 1:03.861	9 - 1:03.076	
5 - <b>1:01.922</b>	10 - 1:05.183	
<b>33</b>	<b>Andrew KNIGHT</b>	Audi TT
1 - 1:31.676	6 - 1:05.026	11 - 1:49.442P
2 - 1:09.753	7 - 1:05.381	
3 - 1:07.490	8 - 1:00.875	
4 - 1:05.825	9 - <b>1:00.102</b>	
5 - 1:03.419	10 - 1:06.122	
<b>38</b>	<b>Keith WHITE</b>	Volkswagen Corrado
1 - 1:49.600	6 - 1:01.760	11 - 1:03.804
2 - 1:03.412	7 - <b>58.997</b>	12 - 2:20.196P
3 - 1:00.554	8 - 1:00.140	13 - 1:23.783
4 - 1:00.662	9 - 1:01.324	
5 - 59.862	10 - 1:01.239	
<b>44</b>	<b>Lea WOOD</b>	Audi TT
1 - 1:41.520	6 - 1:02.297	11 - 1:07.229
2 - 1:04.282	7 - 1:02.329	12 - 1:02.341
3 - 1:03.237	8 - 1:00.905	13 - 1:01.065
4 - 1:02.149	9 - 1:01.181	14 - <b>1:00.740</b>
5 - 1:02.258	10 - 1:38.283P	

Car No's 9, 30 & 79 need working transponders please.  
Weather / Track : Cloudy / Wet

Brands Hatch  
Circuit Length = 1.2262 miles.  
Start: 14:16 End: 14:31

## VSR & Super Silhouette Championship QUALIFYING - LAP ANALYSIS

(contd.)

<b>52</b>	<b>Alan FISHER</b>	Peugeot 205 Gti		
1 -	1:11.556	6 -	58.412	
2 -	58.713	7 -	58.367	
3 -	<b>57.920</b>	8 -	58.805	
4 -	59.663			
5 -	58.295			
<b>61</b>	<b>Jonathan HOGGARTH</b>	Pontiac Grand Prix		
1 -	1:25.919	6 -	58.215	
2 -	1:00.600	7 -	58.580	
3 -	58.717	8 -	59.158	
4 -	59.151	9 -	2:24.535P	
5 -	<b>57.688</b>			
<b>70</b>	<b>Fabio LUFFARELLI</b>	Volkswagen Corrado		
1 -	1:34.145	6 -	58.389	11 - 59.164
2 -	1:00.199	7 -	58.734	12 - 58.834
3 -	59.734	8 -	59.286	13 - 58.470
4 -	59.143	9 -	1:00.535	14 - 58.230
5 -	59.219	10 -	58.812	15 - <b>57.819</b>
<b>74</b>	<b>Keith RUMARY</b>	Peugeot 206 Gti		
1 -	1:58.699			
2 -	<b>1:06.825</b>			
3 -	X:00.000P			
<b>75</b>	<b>Steve COLLISON</b>	Peugeot 206 Gti		
1 -	1:34.032			
2 -	<b>1:04.819</b>			
3 -	X:00.000P			
<b>79</b>	<b>Mark JONES</b>	Volkswagen Corrado		
1 -	1:56.764	6 -	1:00.962	11 - 59.096
2 -	1:07.119	7 -	1:01.162	12 - 58.169
3 -	1:03.641	8 -	1:00.907	13 - <b>57.286</b>
4 -	59.939	9 -	1:01.462	14 - 58.773
5 -	1:00.925	10 -	59.153	

Car No's 9, 30 & 79 need working transponders please.  
Weather / Track : Cloudy / Wet

Brands Hatch  
Circuit Length = 1.2262 miles.  
Start: 14:16 End: 14:31

## VSR & Super Silhouette Championship QUALIFYING - LAP ANALYSIS

(contd.)

<b>86</b>	<b>Mark McALEER</b>	Ford Mondeo VSR6			
1 -	1:51.375	6 -	1:02.914	11 -	1:02.689
2 -	1:07.277	7 -	1:03.794	12 -	1:01.910
3 -	1:04.086	8 -	1:04.304	13 -	<b>1:01.398</b>
4 -	1:02.697	9 -	1:02.023	14 -	1:01.414
5 -	1:05.210	10 -	1:01.709		
<b>91</b>	<b>Baz JOHNSON</b>	Pontiac Grand Prix			
1 -	1:44.261	6 -	58.188	11 -	58.742
2 -	1:00.782	7 -	58.129	12 -	58.450
3 -	59.580	8 -	58.192	13 -	<b>57.809</b>
4 -	58.425	9 -	58.288	14 -	58.327
5 -	57.826	10 -	58.126	15 -	58.054
<b>97</b>	<b>Tim SPEED</b>	Ford Mondeo VSR6			
1 -	1:15.221	6 -	1:03.792	11 -	1:02.553
2 -	1:02.711	7 -	1:04.100	12 -	1:03.730
3 -	1:03.012	8 -	1:03.098	13 -	1:02.339
4 -	1:03.296	9 -	1:02.253	14 -	<b>1:01.833</b>
5 -	1:02.390	10 -	1:01.873	15 -	1:01.974

Car No's 9, 30 & 79 need working transponders please.  
Weather / Track : Cloudy / Wet

Brands Hatch  
Circuit Length = 1.2262 miles.  
Start: 14:16 End: 14:31

# VSR & Super Silhouette Championship

## GRID - RACE 2

ROW 14	30	BARNARD	24	AYLING
ROW 13	86	McALEER	97	SPEED
ROW 12	14	OFFER	9	DOBLE
ROW 11	61	HOGGARTH	91	JOHNSON
ROW 10				
ROW 9				
ROW 8				
ROW 7	74	RUMARY		
ROW 6	5	DE VILLE	75	COLLISON
ROW 5	44	WOOD	2	HARDING
ROW 4	33	KNIGHT	28	FENNELL
ROW 3	8	HALL	38	WHITE
ROW 2	52	FISHER	4	FEWINGS
ROW 1	79	JONES	70	LUFFARELLI
<b>POLE</b>				

Car No's 9, 30 & 79 need working transponders please.

Weather / Track : Cloudy / Wet

These results are provisional until the conclusion of any judicial and technical matters.

Brands Hatch

Circuit Length = 1.2262 miles.

Start: 14:16 End: 14:31

Clerk Of Course:	Stewards:	Timekeeper:
------------------	-----------	-------------



## VSR & Super Silhouette Championship

### RACE CLASSIFICATION - RACE 2

POS	NO	CL	NAME	NAT	CAR	TIME	LAPS	GAP	MPH	BEST
1	8	SS	Steve HALL		Audi TT	15:19.712	16		76.86	56.634
2	79	SS	Mark JONES		Volkswagen Corrado	15:20.981	16	1.269	76.76	56.792
3	70	SS	Fabio LUFFARELLI		Volkswagen Corrado	15:21.597	16	1.885	76.71	56.649
4	38	SS	Keith WHITE		Volkswagen Corrado	15:29.405	16	9.693	76.06	57.305
5	52	SS	Alan FISHER		Peugeot 205 Gti	15:36.853	16	17.141	75.46	57.095
6	61	VSR	Jonathan HOGGARTH		Pontiac Grand Prix	15:48.312	16	28.600	74.55	57.362
7	33	SS	Andrew KNIGHT		Audi TT	15:51.917	16	32.205	74.26	57.909
8	2	SS	Malcolm HARDING		Peugeot 206 Gti	15:56.027	16	36.315	73.94	58.093
9	91	VSR	Baz JOHNSON		Pontiac Grand Prix	16:00.713	16	41.001	73.58	58.041
10	28	SS	Mark FENNELL		Volkswagen Corrado	16:07.719	16	48.007	73.05	59.084
11	14	VSR	Steve OFFER		Ford Mondeo VSR6	16:09.430	16	49.718	72.92	58.915
12	44	SS	Lea WOOD		Audi TT	15:27.476	15	1 LAP	71.46	57.890
13	9	VSR	Mike DOBLE		Ford Mondeo VSR6	15:29.783	15	1 LAP	71.28	59.059
14	24	VSR	Chris AYLING		Ford Mondeo VSR6	15:48.411	15	1 LAP	69.88	1:00.700
15	86	VSR	Mark McALEER		Ford Mondeo VSR6	15:50.157	15	1 LAP	69.76	59.553

#### NOT CLASSIFIED

5	SS	Rob DE VILLE		Renault Clio V6	14:08.682	13	D.N.F.	67.69	1:01.365
75	SS	Steve COLLISON		Peugeot 206 Gti	9:50.693	10	D.N.F.	74.84	57.527
4	SS	Ian FEWINGS		Peugeot 206 Gti	8:40.970	8	D.N.F.	67.91	56.899
97	VSR	Tim SPEED		Ford Mondeo VSR6	7:29.487	7	D.N.F.	68.89	1:00.580
74	SS	Keith RUMARY		Peugeot 206 Gti	4:57.024	5	D.N.F.	74.53	58.292
30	VSR	Stephen BARNARD		Ford Mondeo VSR6	4:23.206	4	D.N.F.	67.34	1:00.512

#### FASTEST LAP

8	SS	Steve HALL		Audi TT	56.634	3	77.94mph	125.44kph
61	VSR	Jonathan HOGGARTH		Pontiac Grand Prix	57.362	12	76.95mph	123.84kph

Weather / Track : Cloudy / Wet

These results are provisional until the conclusion of any judicial and technical matters.

Brands Hatch

Circuit Length = 1.2262 miles.

Start: 16:43 End: 16:58

Clerk Of Course:	Stewards:	Timekeeper:
------------------	-----------	-------------

## VSR & Super Silhouette Championship

### RACE CLASSIFICATION - RACE 2 - LAP CHART

Lap 1			Lap 2			Lap 3			Lap 4			Lap 5		
No	Behind	Laptime	No	Behind	Laptime	No	Behind	Laptime	No	Behind	Laptime	No	Behind	Laptime
70		58.635	70		56.649	70		56.977	8		56.931	8		56.743
8	0.156	58.791	8	0.417	56.910	8	0.074	56.634	70	0.631	57.636	70	1.207	57.319
79	0.356	58.991	79	0.887	57.180	79	0.702	56.792	79	1.230	57.533	79	1.407	56.920
4	1.472	1:00.107	4	1.722	56.899	4	2.124	57.379	4	2.317	57.198	4	3.209	57.635
38	2.254	1:00.889	38	3.342	57.737	38	4.331	57.966	38	5.186	57.860	38	6.164	57.721
33	3.903	1:02.538	33	5.277	58.023	33	6.209	57.909	74	9.099	58.963	74	11.015	58.659
74	3.974	1:02.609	74	5.826	58.501	74	7.141	58.292	33	9.798	1:00.594	44	11.645	58.589
44	4.244	1:02.879	44	6.927	59.332	44	8.564	58.614	44	9.799	58.240	33	12.188	59.133
75	5.347	1:03.982	75	7.794	59.096	75	8.946	58.129	75	12.328	1:00.387	75	13.955	58.370
2	6.334	1:04.969	2	8.913	59.228	2	11.344	59.408	2	13.155	58.816	52	14.197	57.749
28	6.594	1:05.229	28	10.025	1:00.080	28	12.380	59.332	52	13.191	57.716	2	15.479	59.067
5	8.478	1:07.113	52	11.506	57.220	52	12.480	57.951	28	16.026	1:00.651	28	19.155	59.872
52	10.935	1:09.570	5	14.153	1:02.324	5	18.541	1:01.365	61	21.215	58.123	61	22.500	58.028
61	17.661	1:16.296	61	18.991	57.979	61	20.097	58.083	5	24.030	1:02.494	91	25.688	58.346
9	19.190	1:17.825	9	21.600	59.059	91	23.049	58.327	91	24.085	58.041	9	29.117	59.512
14	19.965	1:18.600	91	21.699	58.119	9	24.163	59.540	9	26.348	59.190	14	29.677	59.361
91	20.229	1:18.864	14	22.746	59.430	14	24.684	58.915	14	27.059	59.380	5	30.812	1:03.525
86	21.462	1:20.097	86	24.777	59.964	86	27.353	59.553	86	30.145	59.797	86	33.672	1:00.270
97	22.060	1:20.695	97	25.991	1:00.580	97	29.892	1:00.878	30	33.940	1:00.753	97	38.445	1:01.007
30	22.514	1:21.149	30	26.377	1:00.512	30	30.192	1:00.792	97	34.181	1:01.294	24	42.730	1:00.907
24	23.338	1:21.973	24	28.556	1:01.867	24	34.446	1:02.867	24	38.566	1:01.125			

**VSR & Super Silhouette Championship**  
**RACE CLASSIFICATION - RACE 2 - LAP CHART**  
 (contd.)

Lap 6			Lap 7			Lap 8			Lap 9			Lap 10		
No	Behind	Laptime	No	Behind	Laptime	No	Behind	Laptime	No	Behind	Laptime	No	Behind	Laptime
8		57.200	8		57.926	8		57.513	8		57.795	8		57.726
70	1.896	57.889	70	1.666	57.696	79	1.399	57.244	79	1.201	57.597	79	0.922	57.447
79	2.094	57.887	79	1.668	57.500	70	2.273	58.120	70	1.587	57.109	44	1 LAP	1:01.494
4	3.766	57.757	4	3.804	57.964	38	8.004	58.192	4	1 LAP	1:56.031P	70	1.528	57.667
38	6.874	57.910	38	7.325	58.377	33	15.733	57.916	5	1 LAP	1:24.342	24	1 LAP	1:02.560
44	13.299	58.854	44	15.065	59.692	52	15.881	57.789	38	9.087	58.878	38	8.709	57.348
33	13.553	58.565	33	15.330	59.703	75	16.689	58.121	52	15.892	57.806	5	1 LAP	1:04.760
52	15.230	58.233	52	15.605	58.301	2	21.076	59.591	75	16.723	57.829	52	15.261	57.095
75	15.243	58.488	75	16.081	58.764	61	25.120	58.164	33	17.082	59.144	75	16.524	57.527
2	18.013	59.734	2	18.998	58.911	28	28.239	1:00.086	2	22.451	59.170	33	19.566	1:00.210
28	22.249	1:00.294	61	24.469	58.582	91	28.756	58.478	61	25.570	58.245	2	24.686	59.961
61	23.813	58.513	28	25.666	1:01.343	9	34.956	59.646	91	29.514	58.553	61	25.719	57.875
91	27.134	58.646	91	27.791	58.583	14	35.515	59.606	28	30.904	1:00.460	91	31.010	59.222
9	31.417	59.500	9	32.823	59.332	86	43.444	1:01.646	9	36.378	59.217	28	33.298	1:00.120
14	31.979	59.502	14	33.422	59.369	44	55.437	1:37.885	14	37.018	59.298	9	38.522	59.870
5	35.185	1:01.573	5	38.738	1:01.479	24	56.827	1:01.590	86	48.181	1:02.532	14	38.944	59.652
86	37.062	1:00.590	86	39.311	1:00.175							86	55.734	1:05.279
97	42.694	1:01.449	97	48.352	1:03.584									
24	49.488	1:03.958	24	52.750	1:01.188									

**VSR & Super Silhouette Championship**  
**RACE CLASSIFICATION - RACE 2 - LAP CHART**  
 (contd.)

Lap 11			Lap 12			Lap 13			Lap 14			Lap 15		
No	Behind	Laptime	No	Behind	Laptime	No	Behind	Laptime	No	Behind	Laptime	No	Behind	Laptime
8		57.722	8		57.660	8		57.456	8		57.517	8		57.310
79	0.465	57.265	79	0.676	57.871	79	0.495	57.275	79	0.324	57.346	79	0.351	57.337
70	1.335	57.529	70	1.296	57.621	70	1.352	57.512	70	1.238	57.403	70	1.755	57.827
44	1 LAP	58.807	44	1 LAP	58.812	44	1 LAP	57.890	44	1 LAP	58.556	44	1 LAP	58.485
24	1 LAP	1:00.700	86	1 LAP	1:07.736	38	9.861	57.937	38	9.649	57.305	38	9.699	57.360
38	8.997	58.010	38	9.380	58.043	86	1 LAP	1:04.286	52	16.017	57.614	52	16.538	57.831
52	15.280	57.741	24	1 LAP	1:01.782	52	15.920	57.865	86	1 LAP	1:03.028	24	1 LAP	1:01.507
33	22.416	1:00.572	52	15.511	57.891	24	1 LAP	1:03.931	24	1 LAP	1:01.290	86	1 LAP	1:02.846
5	1 LAP	1:05.931	33	24.941	1:00.185	61	26.716	57.986	61	26.930	57.731	61	27.548	57.928
61	26.484	58.487	61	26.186	57.362	33	27.393	59.908	33	29.025	59.149	33	30.637	58.922
2	26.646	59.682	2	30.764	1:01.778	2	32.620	59.312	2	34.140	59.037	2	34.923	58.093
91	33.071	59.783	5	1 LAP	1:05.844	91	35.650	59.333	91	36.401	58.268	91	37.798	58.707
28	38.081	1:02.505	91	33.773	58.362	5	1 LAP	1:04.377	28	43.761	59.084	28	46.016	59.565
9	40.505	59.705	28	40.464	1:00.043	28	42.194	59.186	5	1 LAP	1:03.555	14	48.550	58.957
14	41.057	59.835	9	42.457	59.612	9	45.206	1:00.205	14	46.903	59.069			
			14	42.694	59.297	14	45.351	1:00.113	9	54.316	1:06.627			

**VSR & Super Silhouette Championship**  
**RACE CLASSIFICATION - RACE 2 - LAP CHART**  
 (contd.)


Lap 16			Lap 17			Lap 18			Lap 19			Lap 20		
No	Behind	Laptime	No	Behind	Laptime	No	Behind	Laptime	No	Behind	Laptime	No	Behind	Laptime
8		57.878												
79	1.269	58.796												
70	1.885	58.008												
44	1 LAP	59.347												
38	9.693	57.872												
9	1 LAP	1:10.943												
52	17.141	58.481												
61	28.600	58.930												
24	1 LAP	1:01.166												
86	1 LAP	1:02.358												
33	32.205	59.446												
2	36.315	59.270												
91	41.001	1:01.081												
28	48.007	59.869												
14	49.718	59.046												

# VSR & Super Silhouette Championship

## GRID - RACE 8 - AMENDED

ROW 14	97   SPEED	30   BARNARD
ROW 13	91   JOHNSON	61   HOGGARTH
ROW 12	9   DOBLE	14   OFFER
ROW 11	86   McALEER	24   AYLING
ROW 10		
ROW 9		
ROW 8		
ROW 7	74   RUMARY	37   FARAZMAND
ROW 6	75   COLLISON	4   FEWINGS
ROW 5	8   HALL	5   DE VILLE
ROW 4	70   LUFFARELLI	79   JONES
ROW 3	52   FISHER	38   WHITE
ROW 2	2   HARDING	33   KNIGHT
ROW 1	44   WOOD	28   FENNELL

POLE



Weather / Track : Cloudy / Wet

Brands Hatch  
Circuit Length = 1.2262 miles.

Clerk of Course:	Stewards:	Timekeeper:
------------------	-----------	-------------

## VSR & Super Silhouette Championship

### RACE CLASSIFICATION - RACE 8

POS	NO	CL	NAME	NAT	CAR	TIME	LAPS	GAP	MPH	BEST
1	38	SS	Keith WHITE		Volkswagen Corrado	15:41.743	18		84.44	51.181
2	52	SS	Alan FISHER		Peugeot 205 Gti	15:42.011	18	0.268	84.42	51.142
3	70	SS	Fabio LUFFARELLI		Volkswagen Corrado	15:42.541	18	0.798	84.37	50.818
4	8	SS	Steve HALL		Audi TT	15:44.510	18	2.767	84.19	50.937
5	75	SS	Steve COLLISON		Peugeot 206 Gti	15:52.376	18	10.633	83.50	51.113
6	2	SS	Malcolm HARDING		Peugeot 206 Gti	16:04.929	18	23.186	82.41	52.605
7	33	SS	Andrew KNIGHT		Audi TT	16:07.224	18	25.481	82.22	52.662
8	28	SS	Mark FENNELL		Volkswagen Corrado	16:17.232	18	35.489	81.37	53.130
9	61	VSR	Jonathan HOGGARTH		Pontiac Grand Prix	16:24.040	18	42.297	80.81	53.134
10	37	SS	John FARAZMAND		Peugeot 206 Gti	16:28.633	18	46.890	80.44	53.716
11	91	VSR	Baz JOHNSON		Pontiac Grand Prix	15:42.876	17	1 LAP	79.66	53.463
12	14	VSR	Steve OFFER		Ford Mondeo VSR6	15:51.887	17	1 LAP	78.90	53.466
13	9	VSR	Mike DOBLE		Ford Mondeo VSR6	16:04.503	17	1 LAP	77.87	53.901
14	97	VSR	Tim SPEED		Ford Mondeo VSR6	16:12.636	17	1 LAP	77.22	54.583
15	24	VSR	Chris AYLING		Ford Mondeo VSR6	16:13.424	17	1 LAP	77.16	55.331
16	5	SS	Rob DE VILLE		Renault Clio V6	16:25.693	17	1 LAP	76.20	56.539
17	30	VSR	Stephen BARNARD		Ford Mondeo VSR6	16:04.243	16	2 LAPS	73.31	54.736
NOT CLASSIFIED										
79	SS	Mark JONES		Volkswagen Corrado	8:37.962	8	D.N.F.	68.31	52.237	
44	SS	Lea WOOD		Audi TT	3:34.051	4	D.N.F.	82.80	52.418	
4	SS	Ian FEWINGS		Peugeot 206 Gti	59.725	1	D.N.F.	75.04	59.725	
FASTEST LAP										
70	SS	Fabio LUFFARELLI		Volkswagen Corrado	50.818	6	86.86mph		139.79kph	
61	VSR	Jonathan HOGGARTH		Pontiac Grand Prix	53.134	10	83.07mph		133.70kph	

Weather / Track : Cloudy / Damp

Brands Hatch  
Circuit Length = 1.2262 miles.  
Start: 12:55 End: 13:10

Clerk of Course:	Stewards:	Timekeeper:
------------------	-----------	-------------

## VSR & Super Silhouette Championship

### RACE CLASSIFICATION - RACE 8 - LAP CHART

Lap 1			Lap 2			Lap 3			Lap 4			Lap 5		
No	Behind	Laptime	No	Behind	Laptime	No	Behind	Laptime	No	Behind	Laptime	No	Behind	Laptime
44		55.204	38		52.105	38		51.212	38		51.181	38		51.823
52	0.134	55.338	52	0.421	52.645	52	0.351	51.142	52	0.343	51.173	52	0.380	51.860
38	0.253	55.457	44	1.102	53.460	44	2.308	52.418	70	2.261	51.062	70	1.698	51.260
28	1.609	56.813	70	2.025	52.674	70	2.380	51.567	8	2.702	50.972	75	5.431	52.238
70	1.709	56.913	8	2.461	52.498	8	2.911	51.662	44	4.096	52.969	8	5.892	55.013
8	2.321	57.525	28	4.025	54.774	75	5.084	51.588	75	5.016	51.113	28	9.971	53.484
79	3.058	58.262	75	4.708	53.344	28	6.104	53.291	28	8.310	53.387	2	11.563	53.439
33	3.153	58.357	2	5.746	53.998	2	7.801	53.267	2	9.947	53.327	33	12.179	53.768
75	3.722	58.926	33	6.198	55.403	33	8.329	53.343	33	10.234	53.086	79	15.183	52.237
2	4.106	59.310	37	10.077	57.489	79	13.584	53.026	79	14.769	52.366	37	18.931	53.762
4	4.521	59.725	79	11.770	1:01.070	37	13.606	54.741	37	16.992	54.567	61	28.616	53.429
37	4.946	1:00.150	5	14.511	59.836	5	20.600	57.301	5	26.955	57.536	91	31.335	54.259
5	7.033	1:02.237	61	22.454	54.250	61	24.805	53.563	61	27.010	53.386	14	32.430	55.001
91	20.460	1:15.664	91	22.991	54.889	91	26.047	54.268	91	28.899	54.033	5	35.056	59.924
61	20.562	1:15.766	14	23.283	54.190	14	26.446	54.375	14	29.252	53.987	30	38.472	55.260
14	21.451	1:16.655	24	25.979	55.720	24	30.622	55.855	24	34.889	55.448	24	39.031	55.965
24	22.617	1:17.821	30	26.774	56.094	30	31.147	55.585	30	35.035	55.069	97	39.125	55.584
97	22.745	1:17.949	97	27.193	56.806	97	31.726	55.745	97	35.364	54.819	9	46.774	54.287
30	23.038	1:18.242	9	38.422	55.107	9	41.428	54.218	9	44.310	54.063			
9	35.673	1:30.877												



## VSR & Super Silhouette Championship RACE CLASSIFICATION - RACE 8 - LAP CHART

(contd.)

Lap 6			Lap 7			Lap 8			Lap 9			Lap 10		
No	Behind	Laptime	No	Behind	Laptime	No	Behind	Laptime	No	Behind	Laptime	No	Behind	Laptime
38		51.723	38		51.932	38		52.826	38		52.852	38		52.044
52	0.245	51.588	52	0.224	51.911	52	0.458	53.060	52	0.346	52.740	24	1 LAP	55.602
70	0.793	50.818	70	0.280	51.419	70	0.501	53.047	70	0.428	52.779	70	0.470	52.086
75	6.396	52.688	8	6.215	51.587	8	4.548	51.159	5	1 LAP	58.356	52	0.631	52.329
8	6.560	52.391	75	7.312	52.848	75	5.951	51.465	9	1 LAP	55.446	8	2.207	51.305
28	11.674	53.426	28	12.872	53.130	28	13.288	53.242	8	2.946	51.250	97	1 LAP	57.118
2	12.509	52.669	2	14.185	53.608	2	13.964	52.605	75	4.622	51.523	9	1 LAP	54.532
33	13.118	52.662	33	14.398	53.212	33	14.473	52.901	28	14.532	54.096	75	4.909	52.331
79	15.797	52.337	79	18.955	55.090	37	26.924	55.230	2	14.728	53.616	5	1 LAP	58.466
37	21.821	54.613	37	24.520	54.631	61	31.732	53.146	33	15.227	53.606	28	15.824	53.336
61	30.118	53.225	61	31.412	53.226	91	36.429	53.978	37	28.700	54.628	2	16.082	53.398
91	33.464	53.852	91	35.277	53.745	14	37.043	54.124	61	32.098	53.218	33	16.436	53.253
14	34.211	53.504	14	35.745	53.466	24	49.577	55.370	91	37.434	53.857	37	31.309	54.653
5	40.440	57.107	30	46.148	56.566	97	51.265	57.805	14	38.048	53.857	61	33.188	53.134
30	41.514	54.765	97	46.286	55.330				79	1 LAP	2:13.574	91	38.967	53.577
97	42.888	55.486	24	47.033	55.991				30	1 LAP	1:49.395	14	39.525	53.521
24	42.974	55.666	5	47.793	59.285									
9	49.424	54.373	9	52.010	54.518									

Weather / Track : Cloudy / Damp

Brands Hatch  
Circuit Length = 1.2262 miles.  
Start: 12:55 End: 13:10

**VSR & Super Silhouette Championship**  
**RACE CLASSIFICATION - RACE 8 - LAP CHART**  
 (contd.)

Lap 11			Lap 12			Lap 13			Lap 14			Lap 15		
No	Behind	Laptime	No	Behind	Laptime	No	Behind	Laptime	No	Behind	Laptime	No	Behind	Laptime
38		52.493	38		51.685	38		51.402	38		51.536	38		51.418
70	0.600	52.623	70	0.640	51.725	70	0.575	51.337	70	0.402	51.363	70	0.613	51.629
52	0.739	52.601	52	1.017	51.963	8	0.953	51.278	8	1.243	51.826	8	0.870	51.045
8	1.825	52.111	8	1.077	50.937	52	1.501	51.886	52	1.725	51.760	52	1.638	51.331
30	2 LAPS	57.858	30	2 LAPS	54.942	30	2 LAPS	55.016	75	13.328	52.364	75	14.024	52.114
24	1 LAP	56.049	24	1 LAP	55.848	75	12.500	53.088	30	2 LAPS	55.231	30	2 LAPS	55.547
9	1 LAP	56.092	9	1 LAP	54.219	24	1 LAP	56.707	9	1 LAP	55.971	9	1 LAP	54.204
97	1 LAP	58.370	75	10.814	52.312	9	1 LAP	54.434	24	1 LAP	57.451	24	1 LAP	55.331
75	10.187	57.771	97	1 LAP	55.586	97	1 LAP	55.070	97	1 LAP	55.009	97	1 LAP	54.583
5	1 LAP	56.625	5	1 LAP	57.342	2	20.418	53.125	2	22.100	53.218	2	23.776	53.094
28	16.902	53.571	2	18.695	53.284	33	21.138	53.454	33	22.573	52.971	33	24.378	53.223
2	17.096	53.507	33	19.086	53.271	28	22.600	53.916	28	25.095	54.031	28	28.059	54.382
33	17.500	53.557	28	20.086	54.869	5	1 LAP	57.892	5	1 LAP	56.771	5	1 LAP	56.539
37	33.095	54.279	61	35.655	53.391	61	37.418	53.165	61	39.303	53.421	61	41.133	53.248
61	33.949	53.254	37	35.773	54.363	37	38.368	53.997	37	40.548	53.716	37	42.980	53.850
91	40.352	53.878	91	42.265	53.598	14	45.226	53.940	14	47.545	53.855	14	50.394	54.267
14	40.765	53.733	14	42.688	53.608	91	45.709	54.846	91	47.636	53.463	91	50.411	54.193

**VSR & Super Silhouette Championship**  
**RACE CLASSIFICATION - RACE 8 - LAP CHART**

(contd.)

Lap 16			Lap 17			Lap 18			Lap 19			Lap 20		
No	Behind	Laptime	No	Behind	Laptime	No	Behind	Laptime	No	Behind	Laptime	No	Behind	Laptime
38		51.671	38		54.563	38		53.820						
70	0.386	51.444	52	0.311	53.170	52	0.268	53.777						
8	1.192	51.993	91	1 LAP	56.142	70	0.798	54.219						
52	1.704	51.737	70	0.399	54.576	91	1 LAP	54.634						
75	14.596	52.243	14	1 LAP	58.953	8	2.767	52.040						
30	2 LAPS	55.158	8	4.547	57.918	14	1 LAP	1:00.851						
9	1 LAP	54.156	75	11.995	51.962	75	10.633	52.458						
2	25.384	53.279	30	2 LAPS	54.736	30	2 LAPS	54.779						
33	26.317	53.610	9	1 LAP	53.901	9	1 LAP	54.105						
24	1 LAP	56.264	2	23.858	53.037	2	23.186	53.148						
97	1 LAP	56.046	33	25.149	53.395	33	25.481	54.152						
28	30.873	54.485	24	1 LAP	56.151	97	1 LAP	55.249						
5	1 LAP	56.714	97	1 LAP	56.081	24	1 LAP	56.185						
61	42.718	53.256	28	32.807	56.497	28	35.489	56.502						
37	45.514	54.205	5	1 LAP	56.871	61	42.297	54.676						
			61	41.441	53.286	5	1 LAP	56.891						
			37	45.339	54.388	37	46.890	55.371						

## King of Kents Championship - Heat 1 QUALIFYING - RACE 5

POS	NO	CL	NAME	NAT	CAR	TIME	LAPS	GAP	MPH
1	72	B	Morgan DEMPSEY JNR		Van Diemen RF92	56.712	12		77.83
2	21	B	Peter DEMPSEY		Swift SC92	56.875	12	0.163	77.61
3	94	C	Joey FOSTER		Reynard FF89	56.939	12	0.227	77.52
4	5	B	Noel DUNNE		Van Diemen RF92	57.709	12	0.997	76.49
5	38	A	Andrew PRENDEVILLE		Van Diemen RF04	57.839	11	1.127	76.32
6	28	B	Chris TYNDALL		Van Diemen RF92	58.201	12	1.489	75.84
7	18	B	Alan DWYER		Swift SC92	58.575	12	1.863	75.36
8	1	A	Edward MOORE		Van Diemen RF01	58.955	3	2.243	74.87
9	23	B	Hugh ROBERTSON		Swift SC92	59.119	11	2.407	74.66
10	86	B	David MARSHALL		Swift SC93F	59.348	10	2.636	74.38
11	16	A	Neil McCARTHER		Van Diemen RF01	59.360	8	2.648	74.36
12	55	C	Steve MELLISH		Van Diemen RF89	59.791	11	3.079	73.82
13	12	B	Simon OLLEY		Van Diemen RF90	59.896	12	3.184	73.70
14	22	C	Matt GREEN		Van Diemen RF88	1:00.076	11	3.364	73.47
15	59	C	Chris ACTON		Reynard 89	1:00.385	11	3.673	73.10
16	4	C	Paul MASON		Van Diemen RF88	1:00.484	12	3.772	72.98
17	89	C	Sylvain HAVERLAND		Reynard FF88	1:01.009	12	4.297	72.35
18	40	E	Laurie HUGHES		Van Diemen RF78	1:02.143	12	5.431	71.03
19	79	C	Matthew DOCHERTY		Van Diemen RF88	1:02.230	10	5.518	70.93
20	78	C	Mark EDWARDS		Swift FB89	1:03.292	9	6.580	69.74
21	61	D	Oliver STIRLING		Lola T642E	1:03.989	9	7.277	68.98

Weather / Track : Cloudy / Wet

These results are provisional until the conclusion of any judicial and technical matters.

Brands Hatch

Circuit Length = 1.2262 miles.

Start: 14:40 End: 15:01

Clerk Of Course:	Stewards:	Timekeeper:
------------------	-----------	-------------

## King of Kents Championship - Heat QUALIFYING - LAP ANALYSIS

<b>1</b>	<b>Edward MOORE</b>	Van Diemen RF01
1 -	1:16.554	
2 -	59.100	
3 -	<b>58.955</b>	
<b>4</b>	<b>Paul MASON</b>	Van Diemen RF88
1 -	1:18.786	6 - 9:37.416
2 -	1:05.070	7 - 1:01.977
3 -	1:03.444	8 - 1:01.568
4 -	1:04.299	9 - 1:01.418
5 -	1:04.895	10 - 1:01.193
11 -	<b>1:00.484</b>	12 - 1:01.142
<b>5</b>	<b>Noel DUNNE</b>	Van Diemen RF92
1 -	1:23.452	6 - 9:35.178
2 -	59.599	7 - 58.277
3 -	58.871	8 - <b>57.709</b>
4 -	59.254	9 - 1:00.620
5 -	58.464	10 - 59.247
11 -	58.266	12 - 57.747
<b>12</b>	<b>Simon OLLEY</b>	Van Diemen RF90
1 -	1:28.183	6 - 9:27.960
2 -	1:04.763	7 - 1:00.302
3 -	1:02.875	8 - 1:00.359
4 -	1:01.427	9 - 1:07.049
5 -	1:01.936	10 - <b>59.896</b>
11 -	1:00.082	12 - 1:07.885
<b>16</b>	<b>Neil McCARTHER</b>	Van Diemen RF01
1 -	1:29.715	6 - 9:33.721
2 -	1:02.825	7 - 1:00.109
3 -	1:01.238	8 - <b>59.360</b>
4 -	1:00.287	
5 -	1:01.675	
<b>18</b>	<b>Alan DWYER</b>	Swift SC92
1 -	1:12.332	6 - X:00.000
2 -	1:01.081	7 - 58.930
3 -	59.454	8 - 58.820
4 -	59.112	9 - 59.495
5 -	<b>58.575</b>	10 - 59.376
11 -	58.648	12 - 58.630

## King of Kents Championship - Heat QUALIFYING - LAP ANALYSIS

(contd.)

<b>21</b>	<b>Peter DEMPSEY</b>	Swift SC92		
1 -	1:08.959	6 -	9:47.875	11 - 59.151
2 -	57.938	7 -	57.697	12 - <b>56.875</b>
3 -	58.052	8 -	58.400	
4 -	56.919	9 -	57.561	
5 -	59.349	10 -	59.156	
<b>22</b>	<b>Matt GREEN</b>	Van Diemen RF88		
1 -	1:32.720	6 -	1:03.268	11 - 1:01.829
2 -	1:07.149	7 -	1:02.090	
3 -	1:02.842	8 -	1:04.313	
4 -	1:02.598	9 -	1:00.404	
5 -	9:58.548	10 -	<b>1:00.076</b>	
<b>23</b>	<b>Hugh ROBERTSON</b>	Swift SC92		
1 -	1:27.174	6 -	1:00.050	11 - <b>59.119</b>
2 -	1:00.892	7 -	59.840	
3 -	1:12.514	8 -	59.857	
4 -	1:20.159	9 -	59.500	
5 -	9:42.151	10 -	1:00.275	
<b>28</b>	<b>Chris TYNDALL</b>	Van Diemen RF92		
1 -	1:14.511	6 -	9:37.671	11 - 58.420
2 -	59.211	7 -	58.842	12 - 58.347
3 -	59.505	8 -	59.452	
4 -	59.179	9 -	<b>58.201</b>	
5 -	58.828	10 -	59.511	
<b>38</b>	<b>Andrew PRENDEVILLE</b>	Van Diemen RF04		
1 -	2:02.509	6 -	58.740	11 - <b>57.839</b>
2 -	59.568	7 -	58.983	
3 -	59.590	8 -	58.688	
4 -	59.579	9 -	58.379	
5 -	9:51.050	10 -	1:00.261	
<b>40</b>	<b>Laurie HUGHES</b>	Van Diemen RF78		
1 -	1:16.293	6 -	9:01.319	11 - <b>1:02.143</b>
2 -	1:06.372	7 -	1:03.148	12 - 1:02.706
3 -	1:05.958	8 -	1:05.674	
4 -	1:05.103	9 -	1:04.367	
5 -	1:06.309	10 -	1:03.757	

## King of Kents Championship - Heat QUALIFYING - LAP ANALYSIS

(contd.)

<b>55</b>	<b>Steve MELLISH</b>	Van Diemen RF89
1 - 1:44.805	6 - 1:01.383	11 - <b>59.791</b>
2 - 1:05.495	7 - 1:00.110	
3 - 1:02.699	8 - 1:01.239	
4 - 1:03.906	9 - 1:00.264	
5 - X:00.000	10 - 59.983	
<b>59</b>	<b>Chris ACTON</b>	Reynard 89
1 - 1:44.203	6 - 1:01.608	11 - 1:02.428
2 - 1:04.077	7 - 1:01.945	
3 - 1:02.463	8 - 1:01.600	
4 - 1:04.801	9 - 1:01.822	
5 - 9:48.189	10 - <b>1:00.385</b>	
<b>61</b>	<b>Oliver STIRLING</b>	Lola T642E
1 - 1:57.910	6 - <b>1:03.989</b>	
2 - 1:13.629	7 - 1:04.607	
3 - 1:14.097	8 - 1:09.609	
4 - 1:14.387	9 - 1:10.471	
5 - X:00.000		
<b>72</b>	<b>Morgan DEMPSEY JNR</b>	Van Diemen RF92
1 - 1:12.260	6 - 9:47.368	11 - 57.405
2 - 58.343	7 - 57.697	12 - <b>56.712</b>
3 - 57.919	8 - 57.589	
4 - 57.533	9 - 57.340	
5 - 59.985	10 - 58.977	
<b>78</b>	<b>Mark EDWARDS</b>	Swift FB89
1 - 1:53.213	6 - 1:04.419	
2 - 1:06.430	7 - 1:04.778	
3 - 1:08.183	8 - 1:08.327	
4 - 1:06.660	9 - <b>1:03.292</b>	
5 - X:00.000		
<b>79</b>	<b>Matthew DOCHERTY</b>	Van Diemen RF88
1 - 1:43.979	6 - 1:02.741	
2 - 1:09.680	7 - <b>1:02.230</b>	
3 - 1:05.439	8 - 1:09.091	
4 - 1:11.426	9 - 1:02.757	
5 - X:00.000	10 - 1:03.914	

## King of Kents Championship - Heat QUALIFYING - LAP ANALYSIS

(contd.)

<b>86</b>	<b>David MARSHALL</b>	Swift SC93F		
1 -	1:30.218	6 -	9:28.221	
2 -	1:03.020	7 -	<b>59.348</b>	
3 -	1:01.516	8 -	59.600	
4 -	1:01.544	9 -	2:16.799P	
5 -	1:02.585	10 -	1:14.469	
<b>89</b>	<b>Sylvain HAVERLAND</b>	Reynard FF88		
1 -	1:29.354	6 -	9:24.412	11 - 1:01.014
2 -	1:05.092	7 -	1:02.093	12 - <b>1:01.009</b>
3 -	1:03.674	8 -	1:01.835	
4 -	1:02.734	9 -	1:06.300	
5 -	1:01.432	10 -	1:01.680	
<b>94</b>	<b>Joey FOSTER</b>	Reynard FF89		
1 -	1:30.342	6 -	9:43.808	11 - 57.006
2 -	1:01.122	7 -	57.178	12 - <b>56.939</b>
3 -	59.225	8 -	57.822	
4 -	59.375	9 -	1:05.642	
5 -	58.126	10 -	57.749	



# King of Kents Championship - Heat 1

## GRID - RACE 5

ROW 11	61	STIRLING		
ROW 10	79	DOCHERTY		78 EDWARDS
ROW 9	89	HAVERLAND		40 HUGHES
ROW 8	59	ACTON		4 MASON
ROW 7	12	OLLEY		22 GREEN
ROW 6	16	McCARTHER		55 MELLISH
ROW 5	23	ROBERTSON		86 MARSHALL
ROW 4	18	DWYER		1 MOORE
ROW 3	38	PRENDEVILLE		28 TYNDALL
ROW 2	94	FOSTER		5 DUNNE
ROW 1	72	DEMPSEY JNR		21 DEMPSEY
<b>POLE</b>				



Weather / Track : Cloudy / Wet

These results are provisional until the conclusion of any judicial and technical matters.

Brands Hatch

Circuit Length = 1.2262 miles.

Start: 14:40 End: 15:01

Clerk Of Course:

Stewards:

Timekeeper:

## King of Kents Championship - Heat 2

### QUALIFYING - RACE 6

POS	NO	CL	NAME	NAT	CAR	TIME	LAPS	GAP	MPH
1	88	A	Gavin WILLS		Van Diemen RF00	58.071	15		76.01
2	26	B	Neville SMYTH		Vector MG94	58.108	15	0.037	75.96
3	3	B	Mike EDGAR		Van Diemen RF90	58.365	16	0.294	75.63
4	51	C	Nick LAY		Reynard RF89	58.952	14	0.881	74.88
5	62	B	Darren BURKE		Ray 95	58.963	15	0.892	74.86
6	13	C	Stuart KESTENBAUM		Reynard FF89	59.267	15	1.196	74.48
7	30	B	Richard TANNAHILL		Swift SC94	59.393	15	1.322	74.32
8	6	D	Chris CHISNALL		Van Diemen RF86	59.459	14	1.388	74.24
9	14	B	Denis SHEEHAN		Swift SC95	1:00.258	14	2.187	73.25
10	20	B	Matthew DARCY		Swift SC92F	1:00.660	10	2.589	72.77
11	65	A	Tobias AUGUSTSSON		Swift SC97	1:00.891	14	2.820	72.49
12	8	A	Kevin BOTTOMLEY		Van Diemen RF04	1:00.941	14	2.870	72.43
13	81	A	Wayne POOLE		Mygale SJ01	1:01.717	14	3.646	71.52
14	35	B	Alaric GORDON		Mondial MS93	1:02.752	14	4.681	70.34
15	69	C	Jim HAMILTON		Van Diemen RF89	1:03.136	13	5.065	69.91
16	7	B	Keith WOOD		Swift SC93F	1:03.394	11	5.323	69.63
17	46	D	Ed WAALEWYN		Van Diemen VD82	1:03.568	13	5.497	69.44
18	58	C	Richard WATKINS		Van Diemen RF89	1:03.853	14	5.782	69.13
19	9	A	John MILLER		Van Diemen RF01	1:04.092	7	6.021	68.87
20	80	C	Tom MARGETSON		Van Diemen RF89	1:06.526	13	8.455	66.35

Car No 62 needs a working transponder please.

Weather / Track : Cloudy / Wet

These results are provisional until the conclusion of any judicial and technical matters.

Brands Hatch

Circuit Length = 1.2262 miles.

Start: 15:06 End: 15:21

Clerk Of Course:	Stewards:	Timekeeper:
------------------	-----------	-------------

## King of Kents Championship - Heat 2

### QUALIFYING - LAP ANALYSIS

<b>3</b>	<b>Mike EDGAR</b>	Van Diemen RF90
1 -	1:09.747	6 - 1:00.330
2 -	58.462	7 - 59.261
3 -	<b>58.365</b>	8 - 58.937
4 -	59.628	9 - 58.476
5 -	58.607	10 - 59.116
		11 - 58.614
		12 - 58.377
		13 - 59.009
		14 - 58.382
		15 - 59.064
		16 - 1:02.753
<b>6</b>	<b>Chris CHISNALL</b>	Van Diemen RF86
1 -	1:38.107	6 - 1:04.660
2 -	1:01.578	7 - 1:01.242
3 -	1:00.033	8 - 1:00.385
4 -	<b>59.459</b>	9 - 1:01.506
5 -	1:00.418	10 - 1:00.321
		11 - 1:01.529
		12 - 1:00.658
		13 - 1:00.255
		14 - 1:02.385
<b>7</b>	<b>Keith WOOD</b>	Swift SC93F
1 -	1:49.291	6 - 1:03.787
2 -	1:04.859	7 - 1:05.075
3 -	<b>1:03.394</b>	8 - 4:20.674P
4 -	1:03.819	9 - 1:14.219
5 -	1:04.080	10 - 1:05.593
		11 - 1:04.880
<b>8</b>	<b>Kevin BOTTOMLEY</b>	Van Diemen RF04
1 -	1:53.054	6 - 1:02.841
2 -	1:03.620	7 - 1:02.434
3 -	1:03.289	8 - 1:02.558
4 -	1:02.822	9 - 1:02.426
5 -	1:03.912	10 - <b>1:00.941</b>
		11 - 1:01.009
		12 - 1:01.300
		13 - 1:01.393
		14 - 1:01.710
<b>9</b>	<b>John MILLER</b>	Van Diemen RF01
1 -	1:43.842	6 - 1:08.864
2 -	1:07.043	7 - 1:05.840
3 -	1:05.093	
4 -	<b>1:04.092</b>	
5 -	1:04.812	
<b>13</b>	<b>Stuart KESTENBAUM</b>	Reynard FF89
1 -	1:33.562	6 - 59.792
2 -	1:00.095	7 - 1:00.588
3 -	1:00.098	8 - 59.536
4 -	1:00.285	9 - 59.973
5 -	<b>59.267</b>	10 - 59.707
		11 - 1:02.766
		12 - 1:00.019
		13 - 1:01.379
		14 - 1:00.010
		15 - 1:00.099

Car No 62 needs a working transponder please.  
Weather / Track : Cloudy / Wet

## King of Kents Championship - Heat 2 QUALIFYING - LAP ANALYSIS

(contd.)

<b>14</b>	<b>Denis SHEEHAN</b>	Swift SC95			
1 -	1:46.308	6 -	1:03.394	11 -	1:00.856
2 -	1:06.006	7 -	1:05.466	12 -	<b>1:00.258</b>
3 -	1:01.959	8 -	1:02.322	13 -	1:01.553
4 -	1:01.236	9 -	1:02.579	14 -	1:00.309
5 -	1:04.695	10 -	1:00.768		
<b>20</b>	<b>Matthew DARCY</b>	Swift SC92F			
1 -	1:40.598	6 -	1:02.967		
2 -	1:05.380	7 -	1:01.578		
3 -	1:02.863	8 -	1:03.079		
4 -	1:03.019	9 -	1:02.753		
5 -	1:01.288	10 -	<b>1:00.660</b>		
<b>26</b>	<b>Neville SMYTH</b>	Vector MG94			
1 -	1:25.552	6 -	58.795	11 -	1:02.449
2 -	1:00.525	7 -	<b>58.108</b>	12 -	1:03.959
3 -	59.116	8 -	59.499	13 -	59.342
4 -	58.568	9 -	58.666	14 -	58.967
5 -	58.490	10 -	1:00.167	15 -	59.507
<b>30</b>	<b>Richard TANNAHILL</b>	Swift SC94			
1 -	1:40.070	6 -	1:00.915	11 -	1:01.168
2 -	1:01.845	7 -	59.400	12 -	1:00.520
3 -	1:00.136	8 -	1:00.335	13 -	1:03.910
4 -	<b>59.393</b>	9 -	59.908	14 -	1:02.032
5 -	59.489	10 -	1:02.573	15 -	1:01.561
<b>35</b>	<b>Alaric GORDON</b>	Mondial MS93			
1 -	1:54.930	6 -	1:03.571	11 -	<b>1:02.752</b>
2 -	1:06.634	7 -	1:03.956	12 -	1:04.415
3 -	1:05.753	8 -	1:07.745	13 -	1:02.925
4 -	1:03.966	9 -	1:02.784	14 -	1:02.809
5 -	1:04.099	10 -	1:03.986		
<b>46</b>	<b>Ed WAALEWYN</b>	Van Diemen VD82			
1 -	1:52.968	6 -	<b>1:03.568</b>	11 -	1:04.034
2 -	1:06.701	7 -	1:03.857	12 -	1:04.877
3 -	1:05.044	8 -	1:18.517	13 -	1:05.374
4 -	1:05.355	9 -	1:06.169		
5 -	1:03.693	10 -	1:05.380		

Car No 62 needs a working transponder please.  
Weather / Track : Cloudy / Wet

## King of Kents Championship - Heat 2 QUALIFYING - LAP ANALYSIS

(contd.)

<b>51</b>	<b>Nick LAY</b>			Reynard RF89
1 -	1:44.917	6 -	1:00.916	11 - 59.512
2 -	1:03.891	7 -	59.723	12 - 1:02.795
3 -	1:01.990	8 -	1:14.749	13 - 59.356
4 -	1:02.038	9 -	1:00.567	14 - <b>58.952</b>
5 -	1:00.544	10 -	59.887	
<b>58</b>	<b>Richard WATKINS</b>			Van Diemen RF89
1 -	1:34.333	6 -	1:04.280	11 - <b>1:03.853</b>
2 -	1:08.318	7 -	1:04.996	12 - 1:08.722
3 -	1:04.688	8 -	1:04.164	13 - 1:10.493
4 -	1:03.884	9 -	1:07.241	14 - 1:08.593
5 -	1:05.320	10 -	1:05.510	
<b>62</b>	<b>Darren BURKE</b>			Ray 95
1 -	1:28.249	6 -	59.464	11 - 59.176
2 -	1:02.266	7 -	1:00.308	12 - 58.979
3 -	1:01.834	8 -	59.912	13 - 1:00.637
4 -	1:01.994	9 -	59.994	14 - <b>58.963</b>
5 -	59.867	10 -	59.409	15 - 59.477
<b>65</b>	<b>Tobias AUGUSTSSON</b>			Swift SC97
1 -	1:38.791	6 -	<b>1:00.891</b>	11 - 1:02.295
2 -	1:01.777	7 -	1:02.418	12 - 1:04.868
3 -	1:01.161	8 -	1:02.483	13 - 1:02.540
4 -	1:01.807	9 -	1:29.793P	14 - 1:03.361
5 -	1:01.064	10 -	1:05.654	
<b>69</b>	<b>Jim HAMILTON</b>			Van Diemen RF89
1 -	1:40.091	6 -	1:04.051	11 - 1:03.766
2 -	1:04.334	7 -	1:05.357	12 - 2:02.503P
3 -	1:04.123	8 -	<b>1:03.136</b>	13 - 1:13.575
4 -	1:06.158	9 -	1:03.181	
5 -	1:06.014	10 -	1:04.727	
<b>80</b>	<b>Tom MARGETSON</b>			Van Diemen RF89
1 -	1:38.828	6 -	1:08.879	11 - 1:06.783
2 -	1:16.540	7 -	1:08.311	12 - 1:08.977
3 -	1:15.412	8 -	1:08.281	13 - 1:06.662
4 -	1:09.093	9 -	1:08.428	
5 -	1:07.433	10 -	<b>1:06.526</b>	

Car No 62 needs a working transponder please.  
Weather / Track : Cloudy / Wet

Brands Hatch  
Circuit Length = 1.2262 miles.  
Start: 15:06 End: 15:21

## King of Kents Championship - Heat 2 QUALIFYING - LAP ANALYSIS

(contd.)


<b>81</b>	<b>Wayne POOLE</b>			Mygale SJ01	
1 -	1:24.676	6 -	1:03.599	11 -	1:01.912
2 -	1:05.393	7 -	1:04.287	12 -	1:02.690
3 -	1:03.606	8 -	1:02.107	13 -	<b>1:01.717</b>
4 -	1:03.306	9 -	1:02.867	14 -	1:02.012
5 -	1:02.628	10 -	1:02.224		
<b>88</b>	<b>Gavin WILLS</b>			Van Diemen RF00	
1 -	1:36.992	6 -	58.576	11 -	58.339
2 -	1:00.686	7 -	1:02.563	12 -	58.429
3 -	59.926	8 -	58.468	13 -	58.189
4 -	59.373	9 -	58.680	14 -	58.209
5 -	59.029	10 -	1:04.790	15 -	<b>58.071</b>

Car No 62 needs a working transponder please.  
Weather / Track : Cloudy / Wet

# King of Kents Championship - Heat 2

## GRID - RACE 6

ROW 10	9 MILLER	80 MARGETSON
ROW 9	46 WAALEWYN	58 WATKINS
ROW 8	69 HAMILTON	7 WOOD
ROW 7	81 POOLE	35 GORDON
ROW 6	65 AUGUSTSSON	8 BOTTOMLEY
ROW 5	14 SHEEHAN	20 DARCY
ROW 4	30 TANNAHILL	6 CHISNALL
ROW 3	62 BURKE	13 KESTENBAUM
ROW 2	3 EDGAR	51 LAY
ROW 1	88 WILLS	26 SMYTH
	<b>POLE</b>	



Weather / Track : Cloudy / Wet

These results are provisional until the conclusion of any judicial and technical matters.

Brands Hatch

Circuit Length = 1.2262 miles.

Start: 15:06 End: 15:21

Clerk Of Course:

Stewards:

Timekeeper:

# King of Kents Championship - Heat 1

## RACE CLASSIFICATION - RACE 5

POS	NO	CL	NAME	NAT	CAR	TIME	LAPS	GAP	MPH	BEST
1	72	B	Morgan DEMPSEY JNR		Van Diemen RF92	13:14.657	15		83.41	51.784
2	21	B	Peter DEMPSEY		Swift SC92	13:14.660	15	0.003	83.41	51.194
3	94	C	Joey FOSTER		Reynard FF89	13:14.805	15	0.148	83.39	51.499
4	5	B	Noel DUNNE		Van Diemen RF92	13:15.432	15	0.775	83.32	51.634
5	38	A	Andrew PRENDEVILLE		Van Diemen RF04	13:16.093	15	1.436	83.26	51.785
6	28	B	Chris TYNDALL		Van Diemen RF92	13:16.445	15	1.788	83.22	51.461
7	86	B	David MARSHALL		Swift SC93F	13:31.304	15	16.647	81.69	52.576
8	18	B	Alan DWYER		Swift SC92	13:32.292	15	17.635	81.59	52.057
9	12	B	Simon OLLEY		Van Diemen RF90	13:40.380	15	25.723	80.79	52.555
10	55	C	Steve MELLISH		Van Diemen RF89	13:40.926	15	26.269	80.74	52.456
11	23	B	Hugh ROBERTSON		Swift SC92	13:41.633	15	26.976	80.67	52.239
12	4	C	Paul MASON		Van Diemen RF88	13:46.398	15	31.741	80.20	52.720
13	89	C	Sylvain HAVERLAND		Reynard FF88	13:47.161	15	32.504	80.13	53.114
14	59	C	Chris ACTON		Reynard 89	13:49.278	15	34.621	79.92	53.557
15	16	A	Neil McCARTHER		Van Diemen RF01	13:53.767	15	39.110	79.49	52.992
16	79	C	Matthew DOCHERTY		Van Diemen RF88	14:07.132	15	52.475	78.24	53.486
17	40	E	Laurie HUGHES		Van Diemen RF78	13:26.415	14	1 LAP	76.72	55.361
18	61	D	Oliver STIRLING		Lola T642E	13:43.515	14	1 LAP	75.12	55.588
19	78	C	Mark EDWARDS		Swift FB89	13:15.434	13	2 LAPS	72.23	56.071

### NOT CLASSIFIED

1	A	Edward MOORE		Van Diemen RF01	4:42.137	5	D.N.F.	78.47	53.965
22	C	Matt GREEN		Van Diemen RF88	4:46.974	5	D.N.F.	77.14	53.843

### FASTEST LAP

21	B	Peter DEMPSEY		Swift SC92	51.194	9	86.22mph	138.76kph
94	C	Joey FOSTER		Reynard FF89	51.499	15	85.71mph	137.94kph
38	A	Andrew PRENDEVILLE		Van Diemen RF04	51.785	13	85.24mph	137.18kph
40	E	Laurie HUGHES		Van Diemen RF78	55.361	14	79.73mph	128.32kph
61	D	Oliver STIRLING		Lola T642E	55.588	13	79.41mph	127.80kph



**King of Kents Championship - Heat 1**  
**RACE CLASSIFICATION - RACE 5 - LAP CHART**

Lap 1			Lap 2			Lap 3			Lap 4			Lap 5		
No	Behind	Laptime	No	Behind	Laptime	No	Behind	Laptime	No	Behind	Laptime	No	Behind	Laptime
72		59.428	21		53.124	72		52.804	72		52.104	72		52.775
21	0.185	59.613	72	1.002	54.311	94	0.050	52.518	94	0.163	52.217	94	0.602	53.214
94	0.838	1:00.266	94	1.338	53.809	5	0.301	52.423	5	0.695	52.498	5	0.810	52.890
5	2.097	1:01.525	5	1.684	52.896	28	1.528	52.782	38	3.071	53.038	38	2.783	52.487
28	2.287	1:01.715	28	2.552	53.574	38	2.137	53.307	28	3.681	54.257	28	3.433	52.527
38	2.500	1:01.928	38	2.636	53.445	23	4.735	54.011	23	5.726	53.095	21	5.884	52.681
23	2.606	1:02.034	18	4.384	53.631	18	4.822	54.244	21	5.978	52.772	23	6.357	53.406
18	4.062	1:03.490	23	4.530	55.233	21	5.310	59.116	18	6.511	53.793	18	6.456	52.720
1	4.918	1:04.346	1	6.672	55.063	86	7.009	53.741	86	8.334	53.429	86	8.569	53.010
86	5.519	1:04.947	86	7.074	54.864	1	7.656	54.790	1	9.517	53.965	1	10.715	53.973
12	8.031	1:07.459	12	10.024	55.302	12	11.015	54.797	12	13.143	54.232	12	15.048	54.680
22	8.534	1:07.962	22	10.988	55.763	22	11.537	54.355	22	13.276	53.843	55	15.485	54.560
55	8.844	1:08.272	55	11.231	55.696	55	12.411	54.986	55	13.700	53.393	22	15.552	55.051
89	9.536	1:08.964	89	12.204	55.977	89	12.729	54.331	89	14.752	54.127	89	16.157	54.180
59	9.545	1:08.973	59	12.576	56.340	59	13.304	54.534	59	15.708	54.508	59	17.723	54.790
4	9.976	1:09.404	4	13.106	56.439	4	14.354	55.054	4	16.800	54.550	4	18.200	54.175
40	11.376	1:10.804	40	15.495	57.428	40	18.918	57.229	16	23.857	55.247	16	24.790	53.708
79	12.767	1:12.195	79	16.793	57.335	79	19.256	56.269	40	24.017	57.203	40	27.451	56.209
78	15.410	1:14.838	16	20.524	55.124	16	20.714	53.996	79	24.506	57.354	79	27.521	55.790
61	16.469	1:15.897	78	22.556	1:00.455	78	26.604	57.854	78	32.617	58.117	78	35.913	56.071
16	18.709	1:18.137	61	23.239	1:00.079	61	26.847	57.414	61	32.933	58.190	61	36.513	56.355

**King of Kents Championship - Heat 1**  
**RACE CLASSIFICATION - RACE 5 - LAP CHART**  
 (contd.)

Lap 6			Lap 7			Lap 8			Lap 9			Lap 10		
No	Behind	Laptime	No	Behind	Laptime	No	Behind	Laptime	No	Behind	Laptime	No	Behind	Laptime
72		52.310	72		52.858	72		52.570	72		52.251	72		52.354
94	0.092	51.800	94	0.290	53.056	94	0.169	52.449	94	0.263	52.345	94	0.329	52.420
5	0.770	52.270	5	0.823	52.911	5	0.515	52.262	5	0.708	52.444	5	0.812	52.458
38	2.600	52.127	38	2.044	52.302	38	1.336	51.862	38	1.055	51.970	38	1.200	52.499
28	3.209	52.086	28	3.105	52.754	28	2.628	52.093	21	2.550	51.194	21	1.609	51.413
21	5.735	52.161	21	4.728	51.851	21	3.607	51.449	28	2.619	52.242	28	2.761	52.496
86	9.280	53.021	78	1 LAP	1:14.518	86	11.381	53.921	86	12.214	53.084	61	1 LAP	59.293
18	15.409	1:01.263	86	10.030	53.608	78	1 LAP	59.524	18	16.370	52.963	86	12.872	53.012
12	16.612	53.874	18	15.591	53.040	18	15.658	52.637	78	1 LAP	57.200	18	16.460	52.444
55	17.292	54.117	12	17.411	53.657	12	17.821	52.980	12	18.990	53.420	12	20.466	53.830
89	18.119	54.272	55	17.672	53.238	55	18.521	53.419	55	19.205	52.935	55	20.919	54.068
59	20.047	54.634	89	19.598	54.337	89	20.808	53.780	89	22.799	54.242	78	1 LAP	58.666
4	20.308	54.418	59	21.932	54.743	59	23.113	53.751	59	24.573	53.711	89	24.345	53.900
23	24.988	1:10.941	4	21.995	54.545	4	23.142	53.717	4	24.630	53.739	23	25.014	52.469
16	27.651	55.171	23	25.075	52.945	23	24.744	52.239	23	24.899	52.406	4	26.294	54.018
79	32.633	57.422	16	28.467	53.674	16	30.355	54.458	16	31.454	53.350	59	26.318	54.099
40	32.931	57.790	79	35.403	55.628	79	37.935	55.102	79	40.289	54.605	16	32.440	53.340
61	42.266	58.063	40	36.314	56.241	40	39.383	55.639	40	43.063	55.931	79	42.243	54.308
			61	47.451	58.043	61	51.950	57.069				40	46.514	55.805

**King of Kents Championship - Heat 1**  
**RACE CLASSIFICATION - RACE 5 - LAP CHART**  
 (contd.)

Lap 11			Lap 12			Lap 13			Lap 14			Lap 15		
No	Behind	Laptime	No	Behind	Laptime	No	Behind	Laptime	No	Behind	Laptime	No	Behind	Laptime
72		51.793	72		52.170	72		52.932	72		51.784	72		52.213
94	0.161	51.625	94	0.153	52.162	21	0.679	51.689	21	0.749	51.854	21	0.003	51.467
5	0.803	51.784	21	1.922	52.859	94	0.744	53.523	94	0.862	51.902	94	0.148	51.499
21	1.233	51.417	5	2.188	53.555	5	0.960	51.704	5	1.354	52.178	5	0.775	51.634
38	1.504	52.097	38	2.314	52.980	38	1.167	51.785	38	1.828	52.445	78	2 LAPS	59.666
28	3.333	52.365	28	3.069	51.906	28	2.184	52.047	28	2.540	52.140	38	1.436	51.821
61	1 LAP	55.957	86	14.623	53.138	40	1 LAP	59.366	40	1 LAP	55.404	28	1.788	51.461
86	13.655	52.576	61	1 LAP	56.868	86	14.369	52.678	86	15.845	53.260	40	1 LAP	55.361
18	17.113	52.446	18	17.139	52.196	18	17.401	53.194	18	17.674	52.057	86	16.647	53.015
12	21.776	53.103	12	23.292	53.686	61	1 LAP	56.436	61	1 LAP	55.588	18	17.635	52.174
55	22.288	53.162	55	23.495	53.377	12	23.165	52.805	12	23.936	52.555	12	25.723	54.000
23	26.126	52.905	23	26.778	52.822	55	23.818	53.255	55	24.490	52.456	55	26.269	53.992
89	27.067	54.515	89	28.011	53.114	23	26.392	52.546	23	26.873	52.265	23	26.976	52.316
4	28.246	53.745	4	28.991	52.915	89	28.587	53.508	4	30.875	53.880	61	1 LAP	58.263
59	28.988	54.463	59	30.562	53.744	4	28.779	52.720	89	31.548	54.745	4	31.741	53.079
78	1 LAP	1:00.977	16	35.879	54.410	59	31.426	53.796	59	33.277	53.635	89	32.504	53.169
16	33.639	52.992	78	1 LAP	59.703	16	36.215	53.268	16	37.726	53.295	59	34.621	53.557
79	44.324	53.874	79	46.135	53.981	78	1 LAP	57.845	79	50.915	56.010	16	39.110	53.597
40	50.726	56.005				79	46.689	53.486				79	52.475	53.773

## King of Kents Championship - Heat 2

### RACE CLASSIFICATION - RACE 6

POS	NO	CL	NAME	NAT	CAR	TIME	LAPS	GAP	MPH	BEST
1	88	A	Gavin WILLS		Van Diemen RF00	13:00.978	15		84.87	51.295
2	3	B	Mike EDGAR		Van Diemen RF90	13:03.564	15	2.586	84.59	51.196
3	26	B	Neville SMYTH		Vector MG94	13:04.714	15	3.736	84.46	51.298
4	13	C	Stuart KESTENBAUM		Reynard FF89	13:07.447	15	6.469	84.17	51.583
5	30	B	Richard TANNAHILL		Swift SC94	13:07.645	15	6.667	84.15	51.464
6	51	C	Nick LAY		Reynard RF89	13:10.723	15	9.745	83.82	51.767
7	6	D	Chris CHISNALL		Van Diemen RF86	13:24.277	15	23.299	82.41	52.440
8	65	A	Tobias AUGUSTSSON		Swift SC97	13:25.625	15	24.647	82.27	52.293
9	35	B	Alaric GORDON		Mondial MS93	13:35.417	15	34.439	81.28	52.878
10	8	A	Kevin BOTTOMLEY		Van Diemen RF04	13:35.441	15	34.463	81.28	52.738
11	81	A	Wayne POOLE		Mygale SJ01	13:40.429	15	39.451	80.79	52.937
12	14	B	Denis SHEEHAN		Swift SC95	13:41.207	15	40.229	80.71	52.977
13	69	C	Jim HAMILTON		Van Diemen RF89	13:48.061	15	47.083	80.04	53.798
14	58	C	Richard WATKINS		Van Diemen RF89	13:48.746	15	47.768	79.97	54.037
15	9	A	John MILLER		Van Diemen RF01	13:11.351	14	1 LAP	78.18	53.317
16	46	D	Ed WAALEWYN		Van Diemen VD82	13:22.406	14	1 LAP	77.10	55.220

#### NOT CLASSIFIED

20	B	Matthew DARCY		Swift SC92F	10:48.456	12	D.N.F.	81.79	52.482
62	A	Darren BURKE		Ray 2004	5:21.170	6	D.N.F.	82.67	51.304
7	B	Keith WOOD		Swift SC93F	4:04.334	2	D.N.F.	36.41	1:10.252
80	C	Tom MARGETSON		Van Diemen RF89	1:09.217	1	D.N.F.	64.75	1:09.217

#### FASTEST LAP

3	B	Mike EDGAR		Van Diemen RF90	51.196	11	86.22mph	138.76kph
88	A	Gavin WILLS		Van Diemen RF00	51.295	6	86.05mph	138.49kph
13	C	Stuart KESTENBAUM		Reynard FF89	51.583	11	85.57mph	137.72kph
6	D	Chris CHISNALL		Van Diemen RF86	52.440	3	84.17mph	135.47kph

Weather / Track : Cloudy / Damp

These results are provisional until the conclusion of any judicial and technical matters.

Brands Hatch

Circuit Length = 1.2262 miles.

Start: 11:58 End: 12:11

Clerk Of Course:	Stewards:	Timekeeper:
------------------	-----------	-------------

**King of Kents Championship - Heat 2**  
**RACE CLASSIFICATION - RACE 6 - LAP CHART**

Lap 1			Lap 2			Lap 3			Lap 4			Lap 5		
No	Behind	Laptime	No	Behind	Laptime	No	Behind	Laptime	No	Behind	Laptime	No	Behind	Laptime
88		58.550	88		51.921	88		51.833	88		51.524	88		51.335
3	0.526	59.076	26	1.432	52.562	26	1.607	52.008	26	1.953	51.870	26	2.138	51.520
26	0.791	59.341	3	1.836	53.231	3	1.895	51.892	3	2.372	52.001	3	3.100	52.063
13	2.098	1:00.648	62	2.499	52.259	62	2.720	52.054	62	2.500	51.304	62	3.149	51.984
62	2.161	1:00.711	13	2.580	52.403	13	3.144	52.397	13	3.465	51.845	13	3.739	51.609
30	2.769	1:01.319	30	3.502	52.654	30	3.805	52.136	30	3.933	51.652	30	4.474	51.876
51	3.150	1:01.700	51	3.538	52.309	51	4.268	52.563	51	4.998	52.254	51	6.103	52.440
6	3.816	1:02.366	6	4.644	52.749	6	5.251	52.440	6	6.306	52.579	6	7.867	52.896
14	5.781	1:04.331	20	7.852	53.852	20	9.020	53.001	20	10.425	52.929	20	12.269	53.179
20	5.921	1:04.471	65	8.647	54.323	65	9.456	52.642	65	10.515	52.583	65	12.366	53.186
65	6.245	1:04.795	14	9.326	55.466	14	11.861	54.368	14	14.759	54.422	35	17.924	54.363
35	6.591	1:05.141	35	9.624	54.954	35	12.434	54.643	35	14.896	53.986	14	18.123	54.699
8	6.639	1:05.189	8	9.782	55.064	8	12.815	54.866	8	15.232	53.941	8	18.319	54.422
69	7.511	1:06.061	81	10.444	54.494	81	13.585	54.974	81	15.945	53.884	81	18.973	54.363
81	7.871	1:06.421	69	11.159	55.569	69	13.881	54.555	69	16.395	54.038	69	19.308	54.248
58	8.137	1:06.687	58	11.488	55.272	58	14.439	54.784	58	17.107	54.192	58	19.809	54.037
46	10.353	1:08.903	46	16.311	57.879	9	19.338	54.640	9	21.577	53.763	9	23.690	53.448
80	10.667	1:09.217	9	16.531	57.663	46	22.355	57.877	46	27.604	56.773	46	32.518	56.249
9	10.789	1:09.339							7	2 LAPS	2:54.082P			
7	11.702	1:10.252												

**King of Kents Championship - Heat 2**  
**RACE CLASSIFICATION - RACE 6 - LAP CHART**  
 (contd.)

Lap 6			Lap 7			Lap 8			Lap 9			Lap 10		
No	Behind	Laptime	No	Behind	Laptime	No	Behind	Laptime	No	Behind	Laptime	No	Behind	Laptime
88		51.295	88		51.556	88		51.394	88		51.335	88		51.458
26	2.527	51.684	3	3.828	52.158	3	4.179	51.745	3	4.358	51.514	3	4.286	51.386
3	3.226	51.421	13	4.406	51.596	13	4.670	51.658	26	5.209	51.663	26	5.182	51.431
13	4.366	51.922	26	4.520	53.549	26	4.881	51.755	13	5.278	51.943	13	5.792	51.972
62	4.712	52.858	30	5.262	52.081	30	5.543	51.675	30	5.756	51.548	30	6.199	51.901
30	4.737	51.558	51	7.507	51.988	51	8.173	52.060	51	8.762	51.924	51	9.071	51.767
51	7.075	52.267	6	11.035	53.169	6	12.502	52.861	6	14.103	52.936	6	15.632	52.987
6	9.422	52.850	20	15.456	53.062	20	17.295	53.233	20	18.831	52.871	65	20.203	52.578
20	13.950	52.976	65	15.867	53.371	65	17.389	52.916	65	19.083	53.029	20	21.069	53.696
65	14.052	52.981	35	21.936	53.504	35	23.420	52.878	35	25.235	53.150	35	26.871	53.094
35	19.988	53.359	8	22.591	53.334	8	23.969	52.772	8	25.372	52.738	8	27.074	53.160
8	20.813	53.789	14	23.560	53.771	14	25.341	53.175	14	27.372	53.366	14	29.172	53.258
14	21.345	54.517	81	23.856	53.727	81	25.726	53.264	81	27.837	53.446	81	29.316	52.937
81	21.685	54.007	69	24.586	53.941	69	26.990	53.798	69	30.160	54.505	69	33.126	54.424
69	22.201	54.188	58	25.133	54.088	58	28.066	54.327	58	31.186	54.455	58	34.076	54.348
58	22.601	54.087	9	28.359	53.800	9	30.300	53.335	9	32.282	53.317	9	34.441	53.617
9	26.115	53.720	46	41.335	55.371	46	45.161	55.220	46	49.358	55.532			
46	37.520	56.297												


**King of Kents Championship - Heat 2**  
**RACE CLASSIFICATION - RACE 6 - LAP CHART**  
 (contd.)

Lap 11			Lap 12			Lap 13			Lap 14			Lap 15		
No	Behind	Laptime	No	Behind	Laptime	No	Behind	Laptime	No	Behind	Laptime	No	Behind	Laptime
88		51.711	88		51.654	88		51.465	88		51.792	88		52.155
46	1 LAP	56.757	3	3.511	51.394	3	3.332	51.286	9	1 LAP	1:00.332	3	2.586	51.772
3	3.771	51.196	26	4.745	51.630	26	4.679	51.399	3	2.969	51.429	26	3.736	51.374
26	4.769	51.298	13	5.736	51.726	13	6.107	51.836	26	4.517	51.630	13	6.469	52.435
13	5.664	51.583	30	6.047	51.749	30	6.460	51.878	13	6.189	51.874	30	6.667	52.031
30	5.952	51.464	46	1 LAP	57.819	51	9.772	51.792	30	6.791	52.123	51	9.745	51.907
51	9.178	51.818	51	9.445	51.921	46	1 LAP	56.140	51	9.993	52.013	9	1 LAP	1:02.276
6	16.964	53.043	6	18.436	53.126	6	20.274	53.303	46	1 LAP	55.904	46	1 LAP	55.685
65	21.289	52.797	65	22.412	52.777	65	23.413	52.466	6	21.970	53.488	6	23.299	53.484
20	21.840	52.482	20	22.890	52.704	35	31.008	53.130	65	24.509	52.888	65	24.647	52.293
35	28.076	52.916	35	29.343	52.921	8	31.034	52.746	35	32.694	53.478	35	34.439	53.900
8	28.440	53.077	8	29.753	52.967	81	36.397	53.551	8	32.708	53.466	8	34.463	53.910
14	31.906	54.445	14	33.926	53.674	14	37.328	54.867	81	38.173	53.568	81	39.451	53.433
81	32.142	54.537	81	34.311	53.823	69	42.024	54.305	14	38.513	52.977	14	40.229	53.871
69	36.300	54.885	69	39.184	54.538	58	42.646	54.621	69	44.906	54.674	69	47.083	54.332
58	36.807	54.442	58	39.490	54.337				58	45.525	54.671	58	47.768	54.398
9	37.363	54.633	9	43.177	57.468									

# King of Kents Championship - Semi Final 1

## GRID - RACE 16

ROW 10	7	WOOD	1	MOORE
ROW 9	20	DARCY	61	STIRLING
ROW 8	9	MILLER	79	DOCHERTY
ROW 7	69	HAMILTON	59	ACTON
ROW 6	81	POOLE	4	MASON
ROW 5	35	GORDON	55	MELLISH
ROW 4	6	CHISNALL	18	DWYER
ROW 3	30	TANNAHILL	28	TYNDALL
ROW 2	26	SMYTH	5	DUNNE
ROW 1	88	WILLS	21	DEMPSEY
POLE				



Brands Hatch  
Circuit Length = 1.2262 miles.

**Weather / Track :**

**These times are provisional until the conclusion of any judicial and technical matters.**

Clerk Of Course:	Stewards:	Timekeeper:
------------------	-----------	-------------



# King of Kents Championship - Semi Final 1

## RACE CLASSIFICATION - RACE 16 - 2nd AMENDED

POS	NO	CL	NAME	NAT	CAR	TIME	LAPS	GAP	MPH	BEST
1	88	A	Gavin WILLS		Van Diemen RF00	19:32.995	20		75.32	57.548
2	21	B	Peter DEMPSEY		Swift SC92	19:33.949	20	0.954	75.26	57.039
3	30	B	Richard TANNAHILL		Swift SC94	19:46.081	20	13.086	74.49	57.635
4	18	B	Alan DWYER		Swift SC92	19:46.683	20	13.688	74.45	57.703
5	59	C	Chris ACTON		Reynard 89	20:15.730	20	42.735	72.67	59.169
6	26	B	Neville SMYTH		Vector MG94	20:16.167	20	43.172	72.65	58.106
7	6	D	Chris CHISNALL		Van Diemen RF86	20:16.253	20	43.258	72.64	57.378
8	4	C	Paul MASON		Van Diemen RF88	20:16.756	20	43.761	72.61	59.201
9	1	A	Edward MOORE		Van Diemen RF01	20:18.122	20	45.127	72.53	58.988
10	81	A	Wayne POOLE		Mygale SJ01	20:19.328	20	46.333	72.46	59.415
11	20	B	Matthew DARCY		Swift SC92F	20:29.087	20	56.092	71.88	59.246
12	69	C	Jim HAMILTON		Van Diemen RF89	20:30.942	20	57.947	71.77	59.525
13	35	B	Alaric GORDON		Mondial MS93	19:35.682	19	1 LAP	71.39	1:00.101
14	79	C	Matthew DOCHERTY		Van Diemen RF88	19:42.505	19	1 LAP	70.98	1:00.516
15	61	D	Oliver STIRLING		Lola T642E	19:43.356	18	2 LAPS	67.20	1:03.026
16	9	A	John MILLER		Van Diemen RF01	20:03.729	17	3 LAPS	62.39	1:00.407
NOT CLASSIFIED										
5	B	Noel DUNNE		Van Diemen RF92	9:53.194	10	D.N.F.	74.53	57.472	
55	C	Steve MELLISH		Van Diemen RF89	9:26.998	9	D.N.F.	70.18	1:00.161	
28	B	Chris TYNDALL		Van Diemen RF92	6:59.123	7	D.N.F.	73.88	58.001	
FASTEST LAP										
21	B	Peter DEMPSEY		Swift SC92	57.039	2	77.39mph	124.54kph		
6	D	Chris CHISNALL		Van Diemen RF86	57.378	2	76.93mph	123.81kph		
88	A	Gavin WILLS		Van Diemen RF00	57.548	2	76.70mph	123.44kph		
59	C	Chris ACTON		Reynard 89	59.169	17	74.60mph	120.06kph		

Car No 26 - 6 second penalty - J.16.1.2.

Weather / Track : Cloudy / Damp

These times are provisional until the conclusion of any judicial and technical matters.

Brands Hatch

Circuit Length = 1.2262 miles.

Start: 10:02 End: 10:22

Clerk Of Course:	Stewards:	Timekeeper:
------------------	-----------	-------------

**King of Kents Championship - Semi Final 1**  
**RACE CLASSIFICATION - RACE 16 - LAP CHART**

Lap 1			Lap 2			Lap 3			Lap 4			Lap 5		
No	Behind	Laptime	No	Behind	Laptime	No	Behind	Laptime	No	Behind	Laptime	No	Behind	Laptime
21		1:03.591	21		57.039	21		57.172	21		57.354	21		57.684
88	0.491	1:04.082	88	1.000	57.548	88	1.699	57.871	88	2.576	58.231	88	3.546	58.654
26	1.058	1:04.649	5	1.919	57.498	5	2.219	57.472	5	3.130	58.265	5	4.141	58.695
5	1.460	1:05.051	26	2.125	58.106	30	4.910	58.217	30	6.408	58.852	30	7.262	58.538
6	2.615	1:06.206	6	2.954	57.378	18	5.465	58.353	18	6.849	58.738	18	8.259	59.094
30	3.269	1:06.860	30	3.865	57.635	28	7.532	59.393	28	9.159	58.981	28	9.476	58.001
28	3.519	1:07.110	18	4.284	57.703	59	10.077	1:00.139	59	13.160	1:00.437	59	15.964	1:00.488
18	3.620	1:07.211	28	5.311	58.831	55	10.857	1:00.557	55	13.835	1:00.332	55	16.757	1:00.606
55	4.350	1:07.941	59	7.110	59.231	81	11.491	1:00.958	81	14.220	1:00.083	81	16.973	1:00.437
59	4.918	1:08.509	55	7.472	1:00.161	4	11.521	1:00.607	4	14.917	1:00.750	4	17.483	1:00.250
81	5.220	1:08.811	81	7.705	59.524	20	12.297	1:00.196	20	15.417	1:00.474	20	18.019	1:00.286
4	5.855	1:09.446	4	8.086	59.270	69	12.776	1:01.031	69	15.888	1:00.466	69	18.650	1:00.446
69	6.431	1:10.022	69	8.917	59.525	1	14.315	1:00.351	1	16.598	59.637	1	18.841	59.927
20	7.066	1:10.657	20	9.273	59.246	35	14.381	1:00.582	35	18.357	1:01.330	6	20.031	59.066
35	7.909	1:11.500	35	10.971	1:00.101	6	17.840	1:12.058	6	18.649	58.163	26	21.104	59.355
1	7.967	1:11.558	1	11.136	1:00.208	26	18.275	1:13.322	26	19.433	58.512	35	22.663	1:01.990
9	8.871	1:12.462	9	12.239	1:00.407	79	19.421	1:02.677	79	24.308	1:02.241	79	27.476	1:00.852
79	10.157	1:13.748	79	13.916	1:00.798	61	32.135	1:07.535	61	40.582	1:05.801	61	46.703	1:03.805
61	13.332	1:16.923	61	21.772	1:05.479				9	1 LAP	2:28.278	9	1 LAP	1:03.565

**King of Kents Championship - Semi Final 1**  
**RACE CLASSIFICATION - RACE 16 - LAP CHART**  
 (contd.)

Lap 6			Lap 7			Lap 8			Lap 9			Lap 10		
No	Behind	Laptime	No	Behind	Laptime	No	Behind	Laptime	No	Behind	Laptime	No	Behind	Laptime
21		58.216	21		58.575	21		58.972	21		1:00.937	21		59.244
88	3.594	58.264	88	3.145	58.126	88	3.386	59.213	88	1.709	59.260	88	1.479	59.014
5	4.459	58.534	5	4.279	58.395	5	4.546	59.239	5	3.341	59.732	5	4.410	1:00.313
30	7.959	58.913	30	8.341	58.957	9	2 LAPS	1:06.900	61	1 LAP	1:08.956	30	7.358	59.579
18	9.013	58.970	28	9.492	58.534	30	8.263	58.894	30	7.023	59.697	18	9.457	59.839
28	9.533	58.273	18	10.002	59.564	18	10.438	59.408	18	8.862	59.361	61	1 LAP	1:06.463
59	18.630	1:00.882	59	20.444	1:00.389	59	23.259	1:01.787	9	2 LAPS	1:06.024	9	2 LAPS	1:04.249
81	19.684	1:00.927	81	21.042	59.933	81	23.323	1:01.253	59	23.255	1:00.933	59	25.167	1:01.156
4	19.992	1:00.725	4	21.981	1:00.564	4	23.697	1:00.688	81	23.600	1:01.214	26	25.309	1:00.214
1	21.815	1:01.190	1	22.854	59.614	1	24.371	1:00.489	4	23.952	1:01.192	81	25.661	1:01.305
6	22.475	1:00.660	6	24.104	1:00.204	26	25.376	1:00.064	26	24.339	59.900	4	26.386	1:01.678
26	23.084	1:00.196	26	24.284	59.775	6	25.891	1:00.759	1	24.856	1:01.422	6	26.912	1:00.662
69	23.632	1:03.198	69	25.794	1:00.737	69	27.813	1:00.991	6	25.494	1:00.540	1	27.294	1:01.682
20	24.504	1:04.701	20	26.153	1:00.224	20	28.258	1:01.077	69	28.077	1:01.201	69	30.749	1:01.916
35	25.678	1:01.231	35	28.519	1:01.416	35	31.605	1:02.058	20	29.218	1:01.897	20	30.890	1:00.916
79	30.213	1:00.953	79	32.840	1:01.202	79	36.106	1:02.238	35	32.633	1:01.965	35	35.120	1:01.731
55	33.159	1:14.618	55	34.813	1:00.229	55	36.770	1:00.929	79	36.670	1:01.501	79	40.898	1:03.472
61	51.513	1:03.026	61	57.755	1:04.817				55	37.458	1:01.625			
9	1 LAP	1:04.226												

**King of Kents Championship - Semi Final 1**  
**RACE CLASSIFICATION - RACE 16 - LAP CHART**  
 (contd.)

Lap 11			Lap 12			Lap 13			Lap 14			Lap 15		
No	Behind	Laptime	No	Behind	Laptime	No	Behind	Laptime	No	Behind	Laptime	No	Behind	Laptime
21		58.892	21		58.928	21		58.377	21		58.330	21		58.140
88	1.644	59.057	88	1.019	58.303	88	0.793	58.151	88	0.639	58.176	88	0.547	58.048
30	8.499	1:00.033	30	9.745	1:00.174	30	10.718	59.350	30	11.802	59.414	30	12.430	58.768
18	10.339	59.774	18	10.938	59.527	18	11.647	59.086	18	12.326	59.009	18	12.943	58.757
61	1 LAP	1:04.993	61	1 LAP	1:04.656	26	29.128	59.651	26	30.471	59.673	26	31.616	59.285
26	26.789	1:00.372	26	27.854	59.993	59	31.960	1:01.563	59	33.893	1:00.263	59	35.922	1:00.169
59	27.477	1:01.202	59	28.774	1:00.225	81	32.316	1:01.114	4	35.130	1:00.850	4	36.982	59.992
81	28.086	1:01.317	81	29.579	1:00.421	4	32.610	1:00.511	81	35.473	1:01.487	81	37.575	1:00.242
4	28.682	1:01.188	4	30.476	1:00.722	6	33.473	1:01.061	6	35.635	1:00.492	6	37.855	1:00.360
6	29.001	1:00.981	6	30.789	1:00.716	1	33.652	1:01.074	1	35.793	1:00.471	1	38.038	1:00.385
1	29.456	1:01.054	1	30.955	1:00.427	61	1 LAP	1:06.852	61	1 LAP	1:03.646	69	44.814	1:01.566
69	33.048	1:01.191	69	35.458	1:01.338	69	38.423	1:01.342	69	41.388	1:01.295	20	44.930	1:00.942
9	2 LAPS	1:14.683	20	36.616	1:01.586	20	39.296	1:01.057	20	42.128	1:01.162	61	1 LAP	1:05.266
20	33.958	1:01.960	35	40.749	1:02.136	35	44.110	1:01.738	35	47.176	1:01.396	35	50.275	1:01.239
35	37.541	1:01.313	9	2 LAPS	1:07.299	9	2 LAPS	1:05.285	79	52.631	1:00.852	79	55.310	1:00.819
79	44.187	1:02.181	79	47.066	1:01.807	79	50.109	1:01.420	9	2 LAPS	1:05.363			


**King of Kents Championship - Semi Final 1**  
**RACE CLASSIFICATION - RACE 16 - LAP CHART**  
 (contd.)

Lap 16			Lap 17			Lap 18			Lap 19			Lap 20		
No	Behind	Laptime	No	Behind	Laptime	No	Behind	Laptime	No	Behind	Laptime	No	Behind	Laptime
21		58.501	21		58.098	88		58.956	88		57.850	88		57.905
88	0.420	58.374	88	0.234	57.912	21	0.043	59.233	21	0.431	58.238	21	0.954	58.428
9	3 LAPS	1:05.875	9	3 LAPS	1:04.461	79	1 LAP	1:01.585	61	2 LAPS	1:03.490	35	1 LAP	1:01.566
30	12.543	58.614	30	13.341	58.896	30	12.373	58.222	79	1 LAP	1:01.356	79	1 LAP	1:02.287
18	12.799	58.357	18	13.438	58.737	18	13.104	58.856	30	12.614	58.091	61	2 LAPS	1:04.250
26	32.896	59.781	26	34.607	59.809	9	3 LAPS	1:04.906	18	13.443	58.189	30	13.086	58.377
59	37.382	59.961	59	38.453	59.169	26	34.541	59.124	9	3 LAPS	1:04.978	18	13.688	58.150
4	38.201	59.720	4	40.065	59.962	59	38.762	59.499	26	36.044	59.353	9	3 LAPS	1:04.768
6	39.583	1:00.229	6	40.753	59.268	4	40.076	59.201	59	40.381	59.469	26	37.172	59.033
81	39.597	1:00.523	81	41.417	59.918	6	40.431	58.868	4	41.799	59.573	59	42.735	1:00.259
1	39.831	1:00.294	1	41.867	1:00.134	81	41.642	59.415	6	41.924	59.343	6	43.258	59.239
69	47.245	1:00.932	20	49.849	1:00.502	1	41.971	59.294	1	44.044	59.923	4	43.761	59.867
20	47.445	1:01.016	69	50.256	1:01.109	20	50.830	1:00.171	81	44.051	1:00.259	1	45.127	58.988
61	1 LAP	1:03.031	35	55.466	1:01.172	69	52.166	1:01.100	20	53.710	1:00.730	81	46.333	1:00.187
35	52.392	1:00.618	61	1 LAP	1:04.367	35	56.876	1:00.600	69	54.909	1:00.593	20	56.092	1:00.287
79	57.325	1:00.516										69	57.947	1:00.943

# King of Kents Championship - Semi Final 2

## GRID - RACE 17

ROW 11	22 GREEN	
ROW 10	78 EDWARDS	80 MARGETSON
ROW 9	40 HUGHES	62 BURKE
ROW 8	16 McCARTHER	46 WAALEWYN
ROW 7	89 HAVERLAND	58 WATKINS
ROW 6	23 ROBERTSON	14 SHEEHAN
ROW 5	12 OLLEY	8 BOTTOMLEY
ROW 4	86 MARSHALL	65 AUGUSTSSON
ROW 3	38 PRENDEVILLE	51 LAY
ROW 2	94 FOSTER	13 KESTENBAUM
ROW 1	72 DEMPSEY JNR	3 EDGAR
	<b>POLE</b>	



Brands Hatch  
Circuit Length = 1.2262 miles.

**Weather / Track :**

**These times are provisional until the conclusion of any judicial and technical matters.**

Clerk Of Course:	Stewards:	Timekeeper:
------------------	-----------	-------------

## King of Kents Championship - Semi Final 2

### RACE CLASSIFICATION - RACE 17 - AMENDED

POS	NO	CL	NAME	NAT	CAR	TIME	LAPS	GAP	MPH	BEST
1	94	C	Joey FOSTER		Reynard FF89	21:10.819	20		69.52	54.571
2	72	B	Morgan DEMPSEY JNR		Van Diemen RF92	21:12.817	20	1.998	69.41	55.511
3	38	A	Andrew PRENDEVILLE		Van Diemen RF04	21:17.268	20	6.449	69.17	56.068
4	13	C	Stuart KESTENBAUM		Reynard FF89	21:20.208	20	9.389	69.01	56.362
5	62	A	Darren BURKE		Ray 2004	21:20.329	20	9.510	69.00	55.759
6	86	B	David MARSHALL		Swift SC93F	21:20.540	20	9.721	68.99	56.119
7	51	C	Nick LAY		Reynard RF89	21:21.939	20	11.120	68.92	56.511
8	65	A	Tobias AUGUSTSSON		Swift SC97	21:29.344	20	18.525	68.52	55.941
9	8	A	Kevin BOTTOMLEY		Van Diemen RF04	21:40.486	20	29.667	67.93	57.873
10	14	B	Denis SHEEHAN		Swift SC95	21:55.189	20	44.370	67.18	58.136
11	16	A	Neil McCARTHER		Van Diemen RF01	21:55.307	20	44.488	67.17	57.253
12	58	C	Richard WATKINS		Van Diemen RF89	21:57.514	20	46.695	67.06	58.234
13	40	E	Laurie HUGHES		Van Diemen RF78	21:24.841	19	1 LAP	65.33	1:00.336
14	46	D	Ed WAALEWYN		Van Diemen VD82	21:38.838	19	1 LAP	64.62	59.777
15	78	C	Mark EDWARDS		Swift FB89	21:58.368	19	1 LAP	63.66	1:01.649
16	80	C	Tom MARGETSON		Van Diemen RF89	22:00.018	19	1 LAP	63.59	1:02.121

#### NOT CLASSIFIED

12	B	Simon OLLEY	Van Diemen RF90	12:53.934	11	D.N.F.	62.82	57.721
3	B	Mike EDGAR	Van Diemen RF90	1:03.737	1	D.N.F.	70.32	1:03.737
23	B	Hugh ROBERTSON	Swift SC92	1:08.595	1	D.N.F.	65.34	1:08.595
89	C	Sylvain HAVERLAND	Reynard FF88		0	D.N.F.	N/A	

#### FASTEST LAP

94	C	Joey FOSTER	Reynard FF89	54.571	17	80.89mph	130.18kph
72	B	Morgan DEMPSEY JNR	Van Diemen RF92	55.511	20	79.52mph	127.97kph
62	A	Darren BURKE	Ray 2004	55.759	18	79.16mph	127.40kph
46	D	Ed WAALEWYN	Van Diemen VD82	59.777	18	73.84mph	118.84kph
40	E	Laurie HUGHES	Van Diemen RF78	1:00.336	19	73.16mph	117.74kph

Weather / Track : Cloudy / Damp

These results are provisional until the conclusion of any judicial and technical matters.

Brands Hatch

Circuit Length = 1.2262 miles.

Start: 10:33 End: 10:54

Clerk Of Course:	Stewards:	Timekeeper:
------------------	-----------	-------------

## King of Kents Championship - Semi Final 2

### RACE CLASSIFICATION - RACE 17 - LAP CHART

Lap 1			Lap 2			Lap 3			Lap 4			Lap 5		
No	Behind	Laptime	No	Behind	Laptime	No	Behind	Laptime	No	Behind	Laptime	No	Behind	Laptime
72		1:03.572	94		1:17.712	72		1:40.991	72		1:34.757	72		1:21.659
3	0.165	1:03.737	72	1.749	1:19.728	13	1.169	1:41.013	13	1.486	1:35.074	13	0.159	1:20.332
94	0.267	1:03.839	13	2.896	1:19.974	38	1.405	1:39.846	38	2.184	1:35.536	38	0.739	1:20.214
13	0.901	1:04.473	38	4.299	1:20.274	86	2.338	1:40.086	86	3.123	1:35.542	86	1.096	1:19.632
38	2.004	1:05.576	86	4.992	1:20.436	51	3.224	1:39.715	51	4.177	1:35.710	51	1.590	1:19.072
86	2.535	1:06.107	51	6.249	1:20.992	12	4.163	1:39.613	12	5.406	1:36.000	12	3.171	1:19.424
51	3.236	1:06.808	12	7.290	1:20.987	8	5.364	1:39.944	8	6.256	1:35.649	8	3.476	1:18.879
12	4.282	1:07.854	8	8.160	1:21.800	62	5.940	1:39.898	62	7.006	1:35.823	62	4.379	1:19.032
8	4.339	1:07.911	62	8.782	1:21.067	58	6.455	1:40.038	58	7.618	1:35.920	58	5.269	1:19.310
23	5.023	1:08.595	58	9.157	1:21.533	14	7.407	1:40.203	14	8.611	1:35.961	14	6.357	1:19.405
65	5.322	1:08.894	14	9.944	1:21.258	65	8.726	1:40.855	65	10.033	1:36.064	65	7.422	1:19.048
58	5.603	1:09.175	65	10.611	1:23.268	46	10.138	1:40.797	46	10.891	1:35.510	46	8.669	1:19.437
62	5.694	1:09.266	46	12.081	1:20.705	40	10.769	1:40.869	40	11.739	1:35.727	40	9.484	1:19.404
14	6.665	1:10.237	40	12.640	1:20.550	80	11.437	1:40.321	80	12.337	1:35.657	80	10.857	1:20.179
46	9.355	1:12.927	80	13.856	1:18.923	78	12.443	1:40.419	78	13.326	1:35.640	78	12.201	1:20.534
40	10.069	1:13.641	78	14.764	1:19.464	16	13.772	1:41.255	16	13.843	1:34.828	16	12.454	1:20.270
80	12.912	1:16.484	16	15.257	1:19.004	94	16.449	1:59.189	94	15.550	1:33.858	94	12.558	1:18.667
78	13.279	1:16.851												
16	14.232	1:17.804												



**King of Kents Championship - Semi Final 2**  
**RACE CLASSIFICATION - RACE 17 - LAP CHART**  
 (contd.)

Lap 6			Lap 7			Lap 8			Lap 9			Lap 10		
No	Behind	Laptime	No	Behind	Laptime	No	Behind	Laptime	No	Behind	Laptime	No	Behind	Laptime
72		57.852	72		57.476	72		57.113	72		57.280	72		57.652
13	0.918	58.611	13	0.796	57.354	13	1.290	57.607	13	1.686	57.676	13	1.527	57.493
38	1.054	58.167	38	1.444	57.866	38	1.540	57.209	38	1.880	57.620	38	2.116	57.888
86	1.468	58.224	86	1.965	57.973	86	2.339	57.487	86	2.391	57.332	86	2.247	57.508
51	2.579	58.841	51	2.901	57.798	51	3.584	57.796	51	3.917	57.613	51	3.424	57.159
12	3.993	58.674	12	5.149	58.632	62	6.065	57.837	62	5.883	57.098	62	5.213	56.982
62	5.071	58.544	62	5.341	57.746	12	6.777	58.741	12	7.875	58.378	12	8.133	57.910
8	5.191	59.567	8	6.864	59.149	8	8.160	58.409	8	9.068	58.188	94	10.012	56.465
58	6.792	59.375	58	8.641	59.325	65	9.368	57.772	65	9.973	57.885	8	10.238	58.822
14	7.269	58.764	65	8.709	58.609	58	11.074	59.546	94	11.199	56.559	65	10.460	58.139
65	7.576	58.006	14	9.777	59.984	14	11.799	59.135	14	13.588	59.069	14	14.709	58.773
46	11.495	1:00.678	94	12.297	56.771	94	11.920	56.736	58	14.291	1:00.497	58	17.096	1:00.457
94	13.002	58.296	46	15.141	1:01.122	16	19.927	59.817	16	21.439	58.792	16	22.322	58.535
40	14.198	1:02.566	16	17.223	59.722	40	23.048	1:01.758	40	27.499	1:01.731	40	30.831	1:00.984
16	14.977	1:00.375	40	18.403	1:01.681	46	26.154	1:08.126	46	30.678	1:01.804	46	33.381	1:00.355
80	17.251	1:04.246	80	23.506	1:03.731	80	29.889	1:03.496	80	36.490	1:03.881	80	42.685	1:03.847
78	17.828	1:03.479	78	23.710	1:03.358	78	30.093	1:03.496	78	36.620	1:03.807	78	42.818	1:03.850

**King of Kents Championship - Semi Final 2**  
**RACE CLASSIFICATION - RACE 17 - LAP CHART**  
 (contd.)

Lap 11			Lap 12			Lap 13			Lap 14			Lap 15		
No	Behind	Laptime	No	Behind	Laptime	No	Behind	Laptime	No	Behind	Laptime	No	Behind	Laptime
72		57.202	72		57.007	72		56.555	72		57.335	72		56.487
13	1.768	57.443	38	2.069	56.904	38	2.252	56.738	38	2.598	57.681	38	2.563	56.452
38	2.172	57.258	13	2.254	57.493	13	3.315	57.616	13	3.349	57.369	13	3.224	56.362
86	2.484	57.439	86	2.359	56.882	86	3.814	58.010	86	3.835	57.356	94	3.422	55.420
51	3.576	57.354	51	3.563	56.994	51	4.064	57.056	78	1 LAP	1:03.930	86	4.497	57.149
62	4.689	56.678	62	4.129	56.447	62	4.566	56.992	94	4.489	56.322	51	4.793	56.748
94	8.614	55.804	94	7.012	55.405	94	5.502	55.045	51	4.532	57.803	62	4.842	56.470
12	8.652	57.721	8	12.413	58.131	8	14.026	58.168	62	4.859	57.628	78	1 LAP	1:02.174
8	11.289	58.253	65	12.722	58.333	65	14.124	57.957	80	1 LAP	1:05.662	80	1 LAP	1:02.313
65	11.396	58.138	14	17.072	58.253	58	26.719	1:00.840	65	14.576	57.787	65	14.921	56.832
14	15.826	58.319	58	22.434	1:00.290	14	26.808	1:06.291	8	15.743	59.052	8	17.522	58.266
58	19.151	59.257	16	25.514	58.710	16	28.211	59.252	14	28.150	58.677	14	30.055	58.392
16	23.811	58.691	40	38.705	1:01.207	40	42.585	1:00.435	58	29.180	59.796	16	31.467	58.421
40	34.505	1:00.876	46	41.564	1:01.161	46	46.197	1:01.188	16	29.533	58.657	58	32.145	59.452
46	37.410	1:01.231	78	53.966	1:02.261				40	45.740	1:00.490	40	49.771	1:00.518
78	48.712	1:03.096	80	55.377	1:02.721				46	48.851	59.989	46	52.436	1:00.072
80	49.663	1:04.180												


**King of Kents Championship - Semi Final 2**  
**RACE CLASSIFICATION - RACE 17 - LAP CHART**  
 (contd.)

Lap 16			Lap 17			Lap 18			Lap 19			Lap 20		
No	Behind	Laptime	No	Behind	Laptime	No	Behind	Laptime	No	Behind	Laptime	No	Behind	Laptime
72		56.312	72		56.060	94		54.814	94		54.739	94		54.849
38	2.818	56.567	46	1 LAP	1:00.617	72	0.036	56.229	72	1.336	56.039	72	1.998	55.511
94	2.868	55.758	94	1.379	54.571	40	1 LAP	1:00.783	38	5.147	56.616	38	6.449	56.151
13	3.537	56.625	38	2.826	56.068	38	3.270	56.637	13	7.432	57.303	13	9.389	56.806
86	5.712	57.527	13	3.915	56.438	13	4.868	57.146	62	7.527	56.921	62	9.510	56.832
62	5.857	57.327	62	5.779	55.982	62	5.345	55.759	86	8.451	56.180	86	9.721	56.119
51	6.476	57.995	86	6.618	56.966	46	1 LAP	1:01.727	40	1 LAP	1:00.785	51	11.120	56.759
78	1 LAP	1:01.958	51	6.927	56.511	86	7.010	56.585	51	9.210	56.615	40	1 LAP	1:00.336
65	15.343	56.734	65	15.483	56.200	51	7.334	56.600	46	1 LAP	59.777	65	18.525	56.938
8	19.165	57.955	8	21.380	58.275	65	15.234	55.944	65	16.436	55.941	46	1 LAP	1:11.615
80	1 LAP	1:03.518	78	1 LAP	1:02.826	8	23.292	58.105	8	26.426	57.873	8	29.667	58.090
14	32.046	58.303	80	1 LAP	1:03.067	78	1 LAP	1:01.649	78	1 LAP	1:04.109	14	44.370	58.712
16	33.150	57.995	14	34.122	58.136	80	1 LAP	1:02.121	14	40.507	58.556	16	44.488	58.612
58	34.443	58.610	16	34.343	57.253	14	36.690	58.761	16	40.725	58.486	58	46.695	58.917
40	53.959	1:00.500	58	36.832	58.449	16	36.978	58.828	80	1 LAP	1:03.341	78	1 LAP	1:05.467
						58	39.132	58.493	58	42.627	58.234	80	1 LAP	1:02.330

# King of Kents Championship - Final

## GRID - RACE 24

ROW 15	9 MILLER	78 EDWARDS
ROW 14	79 DOCHERTY	46 WAALEWYN
ROW 13	35 GORDON	40 HUGHES
ROW 12	69 HAMILTON	58 WATKINS
ROW 11	20 DARCY	16 McCARTHER
ROW 10	81 POOLE	14 SHEEHAN
ROW 9	1 MOORE	8 BOTTOMLEY
ROW 8	4 MASON	65 AUGUSTSSON
ROW 7	6 CHISNALL	51 LAY
ROW 6	26 SMYTH	86 MARSHALL
ROW 5	59 ACTON	62 BURKE
ROW 4	18 DWYER	13 KESTENBAUM
ROW 3	30 TANNAHILL	38 PREDEVILLE
ROW 2	21 DEMPSEY	72 DEMPSEY JNR
ROW 1	88 WILLS	94 FOSTER
	<b>POLE</b>	



Weather / Track : Cloudy / Dry Reserve Car No 80  
 These times are provisional until the conclusion of any judicial and technical matters.

Brands Hatch  
 Circuit Length = 1.2262 miles.  
 Start: 13:06 End: 13:20

Clerk Of Course:	Stewards:	Timekeeper:
------------------	-----------	-------------

# King of Kents Championship - Final

## RACE CLASSIFICATION - RACE 24

POS	NO	CL	NAME	NAT	CAR	TIME	LAPS	GAP	MPH	BEST
1	94	C	Joey FOSTER		Reynard FF89	23:44.579	25		77.51	51.015
2	72	B	Morgan DEMPSEY JNR		Van Diemen RF92	23:45.400	25	0.821	77.47	51.344
3	62	A	Darren BURKE		Ray 2004	23:46.083	25	1.504	77.43	51.287
4	88	A	Gavin WILLS		Van Diemen RF00	23:46.464	25	1.885	77.41	51.326
5	1	A	Edward MOORE		Van Diemen RF01	23:46.864	25	2.285	77.39	51.268
6	18	B	Alan DWYER		Swift SC92	23:49.543	25	4.964	77.24	51.383
7	13	C	Stuart KESTENBAUM		Reynard FF89	23:52.585	25	8.006	77.08	52.142
8	51	C	Nick LAY		Reynard RF89	23:53.541	25	8.962	77.03	51.590
9	86	B	David MARSHALL		Swift SC93F	23:54.049	25	9.470	77.00	51.890
10	65	A	Tobias AUGUSTSSON		Swift SC97	23:56.116	25	11.537	76.89	51.738
11	21	B	Peter DEMPSEY		Swift SC92	23:56.220	25	11.641	76.88	50.820
12	6	D	Chris CHISNALL		Van Diemen RF86	23:58.437	25	13.858	76.76	51.714
13	4	C	Paul MASON		Van Diemen RF88	23:58.813	25	14.234	76.74	52.534
14	14	B	Denis SHEEHAN		Swift SC95	24:04.251	25	19.672	76.45	52.594
15	59	C	Chris ACTON		Reynard 89	24:04.398	25	19.819	76.45	52.671
16	8	A	Kevin BOTTOMLEY		Van Diemen RF04	24:04.755	25	20.176	76.43	52.738
17	35	B	Alaric GORDON		Mondial MS93	24:08.190	25	23.611	76.25	52.604
18	81	A	Wayne POOLE		Mygale SJ01	24:09.193	25	24.614	76.19	53.030
19	58	C	Richard WATKINS		Van Diemen RF89	24:11.557	25	26.978	76.07	53.348
20	9	A	John MILLER		Van Diemen RF01	24:11.688	25	27.109	76.06	53.116
21	69	C	Jim HAMILTON		Van Diemen RF89	24:12.104	25	27.525	76.04	53.279
22	79	C	Matthew DOCHERTY		Van Diemen RF88	23:58.295	24	1 LAP	73.70	53.448
23	40	E	Laurie HUGHES		Van Diemen RF78	24:16.057	24	1 LAP	72.80	55.005
24	78	C	Mark EDWARDS		Swift FB89	24:16.750	23	2 LAPS	69.74	56.288

### NOT CLASSIFIED

26	B	Neville SMYTH	Vector MG94	22:55.838	24	D.N.F.	77.05	51.621
16	A	Neil McCARTHER	Van Diemen RF01	22:18.270	23	D.N.F.	75.91	52.634
30	B	Richard TANNAHILL	Swift SC94	13:12.994	15	D.N.F.	83.58	51.113
38	A	Andrew PREDEVILLE	Van Diemen RF04	12:11.063	14	D.N.F.	84.62	51.330
20	B	Matthew DARCY	Swift SC92F	12:37.737	14	D.N.F.	81.64	52.551
46	D	Ed WAALEWYN	Van Diemen VD82	12:04.597	13	D.N.F.	79.29	54.135

### FASTEST LAP

21	B	Peter DEMPSEY	Swift SC92	50.820	7	86.86mph	139.79kph
94	C	Joey FOSTER	Reynard FF89	51.015	4	86.53mph	139.25kph
1	A	Edward MOORE	Van Diemen RF01	51.268	12	86.10mph	138.56kph
6	D	Chris CHISNALL	Van Diemen RF86	51.714	4	85.36mph	137.37kph
40	E	Laurie HUGHES	Van Diemen RF78	55.005	5	80.25mph	129.15kph

Weather / Track : Cloudy / Dry

These results are provisional until the conclusion of any judicial and technical matters.

Brands Hatch

Circuit Length = 1.2262 miles.

Start: 15:12 End: 15:36

Clerk Of Course:	Stewards:	Timekeeper:
------------------	-----------	-------------

**King of Kents Championship - Final**  
**RACE CLASSIFICATION - RACE 24 - LAP CHART**

Lap 1			Lap 2			Lap 3			Lap 4			Lap 5		
No	Behind	Laptime	No	Behind	Laptime	No	Behind	Laptime	No	Behind	Laptime	No	Behind	Laptime
88		58.425	94		52.179	94		51.146	94		51.015	94		51.143
94	0.129	58.554	21	0.244	52.296	21	0.205	51.107	21	0.556	51.366	21	0.330	50.917
21	0.256	58.681	88	0.350	52.658	88	0.775	51.571	88	1.245	51.485	88	1.428	51.326
72	0.612	59.037	72	0.584	52.280	72	1.062	51.624	72	1.391	51.344	72	1.737	51.489
38	0.955	59.380	38	0.821	52.174	38	1.321	51.646	38	1.636	51.330	38	1.892	51.399
30	1.241	59.666	30	0.913	51.980	30	1.814	52.047	30	2.272	51.473	30	2.242	51.113
18	1.813	1:00.238	18	1.297	51.792	18	2.316	52.165	18	2.841	51.540	18	3.360	51.662
13	2.672	1:01.097	13	2.799	52.435	62	4.075	52.384	62	4.490	51.430	62	4.652	51.305
62	2.708	1:01.133	62	2.837	52.437	13	4.528	52.875	13	5.655	52.142	13	6.802	52.290
59	3.812	1:02.237	86	4.449	52.673	86	5.397	52.094	86	6.272	51.890	86	7.531	52.402
86	4.084	1:02.509	59	5.124	53.620	51	5.657	51.652	51	6.448	51.806	51	7.588	52.283
51	4.189	1:02.614	51	5.151	53.270	26	6.379	52.177	26	7.199	51.835	26	7.938	51.882
26	4.585	1:03.010	26	5.348	53.071	1	6.447	52.102	1	7.538	52.106	1	7.973	51.578
1	4.862	1:03.287	1	5.491	52.937	6	7.501	52.444	6	8.200	51.714	6	8.997	51.940
6	5.272	1:03.697	6	6.203	53.239	65	7.742	52.590	65	8.465	51.738	65	9.140	51.818
65	5.399	1:03.824	65	6.298	53.207	4	8.431	53.045	4	10.194	52.778	4	11.909	52.858
4	5.481	1:03.906	4	6.532	53.359	59	8.963	54.985	59	10.725	52.777	59	12.423	52.841
8	5.888	1:04.313	14	7.171	53.238	14	9.344	53.319	14	11.283	52.954	14	12.742	52.602
14	6.241	1:04.666	8	7.436	53.856	8	9.972	53.682	8	12.297	53.340	8	14.149	52.995
16	6.538	1:04.963	16	7.882	53.652	20	10.440	53.529	20	12.782	53.357	20	14.526	52.887
81	7.121	1:05.546	20	8.057	53.202	16	10.630	53.894	16	13.057	53.442	16	14.818	52.904
20	7.163	1:05.588	81	8.532	53.719	81	10.850	53.464	81	13.379	53.544	81	15.723	53.487
69	7.409	1:05.834	69	9.162	54.061	69	11.295	53.279	35	14.458	53.790	35	16.308	52.993
35	7.991	1:06.416	35	9.457	53.774	35	11.683	53.372	69	14.674	54.394	69	17.079	53.548
58	8.216	1:06.641	58	9.830	53.922	58	12.032	53.348	58	15.266	54.249	58	17.535	53.412
46	9.320	1:07.745	46	11.425	54.413	46	15.095	54.816	9	18.065	53.821	9	20.446	53.524
9	10.138	1:08.563	9	11.619	53.789	9	15.259	54.786	46	18.933	54.853	46	21.925	54.135
40	10.290	1:08.715	40	13.202	55.220	79	17.627	55.478	79	22.334	55.722	79	24.887	53.696
79	11.218	1:09.643	79	13.295	54.385	40	17.664	55.608	40	22.375	55.726	40	26.237	55.005
78	12.998	1:11.423	78	18.418	57.728	78	23.776	56.504	78	29.049	56.288	78	34.379	56.473

**King of Kents Championship - Final**  
**RACE CLASSIFICATION - RACE 24 - LAP CHART**  
 (contd.)

Lap 6			Lap 7			Lap 8			Lap 9			Lap 10		
No	Behind	Laptime	No	Behind	Laptime	No	Behind	Laptime	No	Behind	Laptime	No	Behind	Laptime
94		51.063	94		51.018	94		51.231	94		51.021	94		51.247
21	0.253	50.986	21	0.055	50.820	21	0.938	52.114	78	1 LAP	57.663	21	1.030	51.300
88	1.789	51.424	88	2.432	51.661	88	2.850	51.649	21	0.977	51.060	88	3.984	51.723
38	2.307	51.478	38	2.732	51.443	38	3.036	51.535	88	3.508	51.679	38	4.196	51.694
72	2.376	51.702	72	2.956	51.598	72	3.239	51.514	38	3.749	51.734	72	4.353	51.742
30	2.815	51.636	30	3.437	51.640	30	3.569	51.363	72	3.858	51.640	30	4.747	51.699
18	3.866	51.569	18	4.231	51.383	18	4.492	51.492	30	4.295	51.747	18	5.580	51.676
62	5.033	51.444	62	5.302	51.287	62	5.390	51.319	18	5.151	51.680	62	6.327	51.765
13	8.156	52.417	13	9.344	52.206	13	10.576	52.463	62	5.809	51.440	78	1 LAP	1:00.221
86	8.626	52.158	86	9.634	52.026	1	10.589	52.149	1	10.933	51.365	1	11.075	51.389
1	8.946	52.036	1	9.671	51.743	51	11.375	52.671	13	12.037	52.482	13	13.054	52.264
51	9.363	52.838	51	9.935	51.590	86	11.383	52.980	86	12.743	52.381	86	13.760	52.264
26	9.759	52.884	26	10.362	51.621	26	11.824	52.693	51	12.761	52.407	51	13.801	52.287
6	10.146	52.212	6	11.171	52.043	65	12.129	52.111	26	13.064	52.261	26	14.296	52.479
65	10.230	52.153	65	11.249	52.037	6	12.787	52.847	65	13.339	52.231	65	14.443	52.351
4	13.436	52.590	4	15.215	52.797	4	16.518	52.534	6	14.323	52.557	6	15.443	52.367
59	14.031	52.671	59	15.737	52.724	14	17.458	52.718	4	18.128	52.631	4	19.563	52.682
14	14.395	52.716	14	15.971	52.594	59	17.720	53.214	14	19.406	52.969	14	21.762	53.603
8	15.824	52.738	8	17.650	52.844	8	19.321	52.902	59	19.491	52.792	59	22.052	53.808
20	16.641	53.178	20	18.174	52.551	20	19.818	52.875	8	21.647	53.347	8	23.589	53.189
16	16.948	53.193	16	18.564	52.634	16	20.891	53.558	20	21.890	53.093	20	23.910	53.267
81	17.833	53.173	81	19.871	53.056	35	22.565	53.842	16	22.563	52.693	16	24.329	53.013
35	18.368	53.123	35	19.954	52.604	81	22.852	54.212	35	24.582	53.038	35	26.443	53.108
69	19.588	53.572	69	21.851	53.281	69	24.143	53.523	81	24.939	53.108	81	26.722	53.030
58	20.041	53.569	58	22.529	53.506	58	25.013	53.715	69	26.866	53.744	69	30.060	54.441
9	22.860	53.477	9	25.289	53.447	9	27.174	53.116	58	27.482	53.490	58	30.272	54.037
46	25.533	54.671	46	29.412	54.897	46	32.607	54.426	9	29.709	53.556	9	32.185	53.723
79	27.782	53.958	79	30.267	53.503	79	33.900	54.864	46	35.816	54.230	46	39.050	54.481
40	30.735	55.561	40	35.345	55.628	40	39.927	55.813	79	36.599	53.720	79	39.192	53.840
78	40.218	56.902	78	45.564	56.364				40	44.671	55.765	40	49.108	55.684

**King of Kents Championship - Final**  
**RACE CLASSIFICATION - RACE 24 - LAP CHART**  
 (contd.)

Lap 11			Lap 12			Lap 13			Lap 14			Lap 15		
No	Behind	Laptime	No	Behind	Laptime	No	Behind	Laptime	No	Behind	Laptime	No	Behind	Laptime
94		51.190	94		51.230	94		51.515	94		51.463	94		51.529
21	1.039	51.199	21	1.179	51.370	21	1.234	51.570	21	1.197	51.426	21	1.102	51.434
88	4.548	51.754	40	1 LAP	56.487	88	5.163	51.701	88	5.396	51.696	72	6.164	51.970
72	4.999	51.836	88	4.977	51.659	72	5.376	51.713	72	5.723	51.810	18	8.650	52.804
38	5.476	52.470	72	5.178	51.409	38	5.822	51.755	38	6.048	51.689	62	9.417	53.165
30	5.765	52.208	38	5.582	51.336	30	6.156	51.602	30	6.585	51.892	88	11.262	57.395
18	6.168	51.778	30	6.069	51.534	18	6.901	51.874	18	7.375	51.937	1	12.189	51.858
62	6.715	51.578	18	6.542	51.604	62	7.201	51.700	62	7.781	52.043	30	16.450	1:01.394
1	11.612	51.727	62	7.016	51.531	40	1 LAP	59.065	1	11.860	51.828	13	20.020	53.206
13	15.148	53.284	1	11.650	51.268	1	11.495	51.360	40	1 LAP	56.905	26	20.434	53.461
51	15.390	52.779	13	16.409	52.491	13	17.508	52.614	13	18.343	52.298	51	20.489	53.304
86	15.816	53.246	51	16.656	52.496	51	17.577	52.436	26	18.502	52.192	86	20.791	52.942
26	15.895	52.789	26	16.766	52.101	26	17.773	52.522	51	18.714	52.600	65	21.522	53.166
65	16.160	52.907	86	17.306	52.720	86	18.584	52.793	86	19.378	52.257	6	25.260	54.633
6	17.339	53.086	65	17.438	52.508	65	18.720	52.797	65	19.885	52.628	40	1 LAP	1:02.007
78	1 LAP	59.194	6	18.938	52.829	6	20.386	52.963	6	22.156	53.233	4	28.132	53.490
4	21.229	52.856	4	23.391	53.392	4	24.766	52.890	4	26.171	52.868	59	32.982	54.249
59	24.660	53.798	78	1 LAP	57.634	59	28.335	53.434	59	30.262	53.390	14	33.507	53.440
14	24.929	54.357	59	26.416	52.986	14	29.480	53.908	14	31.596	53.579	8	33.800	53.379
8	25.832	53.433	14	27.087	53.388	8	29.547	53.484	8	31.950	53.866	16	34.288	53.402
20	26.358	53.638	8	27.578	52.976	20	30.063	53.501	16	32.415	53.446	35	38.397	54.606
16	26.812	53.673	20	28.077	52.949	16	30.432	53.478	20	32.722	54.122	81	40.101	56.157
35	28.579	53.326	16	28.469	52.887	35	32.981	54.020	35	35.320	53.802	58	46.711	56.153
81	28.823	53.291	35	30.476	53.127	81	33.268	53.811	81	35.473	53.668	9	47.126	55.455
69	33.132	54.262	81	30.972	53.379	78	1 LAP	1:01.149	78	1 LAP	56.723	69	48.014	58.176
58	33.709	54.627	69	35.926	54.024	69	38.576	54.165	69	41.367	54.254	78	1 LAP	1:03.306
9	35.093	54.098	58	36.489	54.010	58	39.024	54.050	58	42.087	54.526			
46	43.252	55.392	9	38.240	54.377	9	40.586	53.861	9	43.200	54.077			
79	43.427	55.425	79	46.192	53.995	79	48.125	53.448	79	50.500	53.838			
			46	47.195	55.173	46	51.045	55.365						



**King of Kents Championship - Final**  
**RACE CLASSIFICATION - RACE 24 - LAP CHART**  
 (contd.)

Lap 16			Lap 17			Lap 18			Lap 19			Lap 20		
No	Behind	Laptime	No	Behind	Laptime	No	Behind	Laptime	No	Behind	Laptime	No	Behind	Laptime
94		51.788	94		52.471	94		1:21.150	94		1:30.002	94		1:27.353
21	0.665	51.351	21	0.014	51.820	21	0.742	1:21.878	21	2.747	1:32.007	21	0.230	1:24.836
79	1 LAP	55.449	78	2 LAPS	59.605	78	2 LAPS	1:16.634	78	2 LAPS	1:32.015	78	2 LAPS	1:24.673
72	6.696	52.320	72	6.796	52.571	72	2.348	1:16.702	72	4.499	1:32.153	72	1.567	1:24.421
18	9.677	52.815	79	1 LAP	56.711	62	2.820	1:13.852	62	4.896	1:32.078	62	2.060	1:24.517
62	9.761	52.132	62	10.118	52.828	18	3.438	1:14.324	18	5.415	1:31.979	18	2.627	1:24.565
88	11.665	52.191	18	10.264	53.058	79	1 LAP	1:18.362	79	1 LAP	1:32.596	79	1 LAP	1:24.526
1	12.244	51.843	88	11.711	52.517	88	5.023	1:14.462	88	8.288	1:33.267	88	5.258	1:24.323
26	21.976	53.330	1	11.989	52.216	1	5.685	1:14.846	1	8.836	1:33.153	1	5.928	1:24.445
13	22.708	54.476	26	21.720	52.215	26	6.735	1:06.165	26	9.755	1:33.022	26	6.923	1:24.521
51	23.122	54.421	13	23.532	53.295	13	7.891	1:05.509	13	10.780	1:32.891	13	7.672	1:24.245
86	23.631	54.628	51	24.271	53.620	51	8.678	1:05.557	51	11.490	1:32.814	51	9.009	1:24.872
65	24.180	54.446	86	25.320	54.160	86	9.667	1:05.497	86	12.153	1:32.488	86	9.656	1:24.856
6	27.388	53.916	65	25.706	53.997	65	10.562	1:06.006	65	12.714	1:32.154	65	10.350	1:24.989
4	30.465	54.121	6	30.807	55.890	6	11.146	1:01.489	6	13.173	1:32.029	6	10.986	1:25.166
40	1 LAP	57.586	4	33.269	55.275	4	12.586	1:00.467	4	13.568	1:30.984	4	11.411	1:25.196
59	35.251	54.057	40	1 LAP	58.343	40	1 LAP	59.400	40	1 LAP	1:27.792	40	1 LAP	1:25.733
14	35.370	53.651	59	51.132	1:08.352	59	32.927	1:02.945	59	15.683	1:12.758	59	14.160	1:25.830
8	35.934	53.922	14	51.721	1:08.822	14	33.423	1:02.852	14	16.337	1:12.916	14	14.481	1:25.497
16	36.313	53.813	8	53.386	1:09.923	8	34.520	1:02.284	8	17.567	1:13.049	8	15.286	1:25.072
35	40.421	53.812	16	53.743	1:09.901	16	35.011	1:02.418	16	19.472	1:14.463	16	17.045	1:24.926
81	42.552	54.239	35	54.293	1:06.343	35	35.605	1:02.462	35	19.953	1:14.350	35	17.336	1:24.736
58	51.083	56.160	81	54.926	1:04.845	81	36.418	1:02.642	81	20.751	1:14.335	81	19.527	1:26.129
9	51.571	56.233	58	58.605	59.993	58	37.386	59.931	58	21.545	1:14.161	58	19.965	1:25.773
69	52.411	56.185	9	59.672	1:00.572	9	38.289	59.767	9	22.950	1:14.663	9	21.960	1:26.363
			69	1:00.371	1:00.431	69	38.753	59.532	69	23.571	1:14.820	69	23.002	1:26.784

**King of Kents Championship - Final**  
**RACE CLASSIFICATION - RACE 24 - LAP CHART**  
 (contd.)

Lap 21			Lap 22			Lap 23			Lap 24			Lap 25		
No	Behind	Laptime	No	Behind	Laptime	No	Behind	Laptime	No	Behind	Laptime	No	Behind	Laptime
94		1:16.445	94		52.806	94		52.122	94		51.864	94		52.034
21	0.036	1:16.251	21	0.034	52.804	21	0.033	52.121	21	0.117	51.948	72	0.821	52.148
78	2 LAPS	1:16.703	72	1.248	52.553	72	0.943	51.817	72	0.707	51.628	62	1.504	51.876
72	1.501	1:16.379	62	1.608	52.770	62	1.507	52.021	62	1.662	52.019	88	1.885	51.994
62	1.644	1:16.029	18	2.308	53.297	88	1.886	51.674	88	1.925	51.903	1	2.285	51.645
18	1.817	1:15.635	88	2.334	52.297	18	2.548	52.362	1	2.674	51.807	18	4.964	53.759
79	1 LAP	1:15.226	1	2.701	52.050	1	2.731	52.152	18	3.239	52.555	13	8.006	53.083
88	2.843	1:14.030	26	3.612	51.810	26	3.184	51.694	26	3.293	51.973	51	8.962	52.850
1	3.457	1:13.974	79	1 LAP	55.485	13	6.251	52.789	13	6.957	52.570	86	9.470	52.886
26	4.608	1:14.130	13	5.584	52.956	51	7.565	52.856	51	8.146	52.445	65	11.537	52.997
13	5.434	1:14.207	51	6.831	53.574	79	1 LAP	54.396	86	8.618	52.503	21	11.641	1:03.558
51	6.063	1:13.499	86	7.235	53.104	86	7.979	52.866	65	10.574	52.732	79	1 LAP	55.162
86	6.937	1:13.726	65	8.895	53.384	65	9.706	52.933	79	1 LAP	54.867	6	13.858	54.122
65	8.317	1:14.412	6	9.993	53.212	6	10.732	52.861	6	11.770	52.902	4	14.234	53.660
6	9.587	1:15.046	78	2 LAPS	1:01.618	4	11.082	52.939	4	12.608	53.390	14	19.672	53.991
4	9.817	1:14.851	4	10.265	53.254	59	15.765	53.884	59	17.704	53.803	59	19.819	54.149
40	1 LAP	1:15.726	59	14.003	53.903	14	16.595	53.772	14	17.715	52.984	8	20.176	53.437
59	12.906	1:15.191	14	14.945	54.071	8	16.915	53.506	8	18.773	53.722	35	23.611	54.126
14	13.680	1:15.644	8	15.531	54.474	78	2 LAPS	58.999	35	21.519	54.622	81	24.614	54.659
8	13.863	1:15.022	16	16.391	55.017	16	17.589	53.320	81	21.989	54.918	58	26.978	55.050
16	14.180	1:13.580	35	16.504	54.764	35	18.761	54.379	58	23.962	54.400	9	27.109	54.431
35	14.546	1:13.655	81	17.075	53.966	81	18.935	53.982	9	24.712	54.751	69	27.525	54.596
81	15.915	1:12.833	40	1 LAP	58.273	58	21.426	54.810	69	24.963	54.839	40	1 LAP	56.714
58	16.744	1:13.224	58	18.738	54.800	9	21.825	54.741	78	2 LAPS	1:00.255	78	2 LAPS	58.676
9	17.854	1:12.339	9	19.206	54.158	40	1 LAP	56.581	40	1 LAP	56.720			
69	18.609	1:12.052	69	20.047	54.244	69	21.988	54.063						

## BARC Universal Racing Services Classic FF1600 QUALIFYING - RACE 15

POS	NO	CL	NAME	NAT	CAR	TIME	LAPS	GAP	MPH
1	28	B	James HAGAN		Crossle 32F	59.151	12		74.62
2	26	B	Andy POWELL		Royale RP26	59.272	12	0.121	74.47
3	37	B	Anthony WILLS		Royale RP21	59.920	12	0.769	73.67
4	14	B	Steve HARE		Van Diemen RF81	59.968	12	0.817	73.61
5	9	B	David PENLINGTON		Royale RP26	1:00.161	12	1.010	73.37
6	77	B	Paul WALTON		Crossle 25F	1:00.259	11	1.108	73.25
7	69	A	Dave LOWE		Lotus 61	1:00.337	12	1.186	73.16
8	35	B	Chris SCARLETT		Crossle 32 F	1:00.360	12	1.209	73.13
9	99	B	Mac McKILLOP		Royale RP26	1:00.556	12	1.405	72.89
10	10	B	Don HARDMAN		Van Diemen RF79	1:00.609	11	1.458	72.83
11	91	B	Jamesy HAGAN		Crossle 32F	1:00.644	10	1.493	72.79
12	62	A	Keith NORMAN		Palliser WDF3	1:00.828	12	1.677	72.57
13	30	A	Stephen COLLYER		Dulon MP15	1:00.906	12	1.755	72.47
14	7	B	John NASH		Van Diemen RF80	1:01.109	12	1.958	72.23
15	31	B	Oliver ROBINSON		Royale RP26	1:01.750	11	2.599	71.48
16	20	B	Richard SHELTON		Crossle 25F	1:01.881	11	2.730	71.33
17	71	B	Alan WILLIAMSON		Van Diemen RF81	1:02.338	7	3.187	70.81
18	2	B	Scott STRINGFELLOW		Martlett DM5	1:02.418	12	3.267	70.72
19	40	B	Laurie HUGHES		Van Diemen RF78	1:02.992	11	3.841	70.07
20	29	B	Peter SIKSTROM		Van Diemen VD79	1:03.282	12	4.131	69.75
21	96	B	Henry CAMPBELL		Crossle 40F	1:03.426	12	4.275	69.59
22	88	B	Martin CAMP		Royale RP26	1:04.113	9	4.962	68.85
23	63	A	Paul HUBBARD		Merlyn MK20A	1:04.208	12	5.057	68.75
24	92	B	Michael VALENTINE		Elden MK24	1:04.960	11	5.809	67.95
25	51	A	Albert CLEMENTS		Lotus 51	1:05.390	12	6.239	67.50
26	21	B	Philip NORRIS		Royale RP26	1:06.245	10	7.094	66.63
27	23	B	Simon MERRIMAN		PRS RH02	1:11.640	7	12.489	61.61
28	17	B	Jeff PALMER		Royale RP26	1:38.942	4	39.791	44.61

Car No 63 needs a working transponder please.

Weather / Track : Cloudy / Wet

These results are provisional until the conclusion of any judicial and technical matters.

Brands Hatch

Circuit Length = 1.2262 miles.

Start: 15:28 End: 15:46

Clerk Of Course:	Stewards:	Timekeeper:

## BARC Universal Racing Services Classic FF1600 QUALIFYING - LAP ANALYSIS

<b>2</b>	<b>Scott STRINGFELLOW</b>	Martlett DM5
1 - 1:36.759	6 - 1:03.816	11 - 1:04.820
2 - 1:06.107	7 - 1:04.130	12 - 1:03.289
3 - 1:06.287	8 - 6:28.441	
4 - 1:05.135	9 - <b>1:02.418</b>	
5 - 1:03.354	10 - 1:02.850	
<b>7</b>	<b>John NASH</b>	Van Diemen RF80
1 - 1:40.392	6 - 1:02.032	11 - 1:02.826
2 - 1:05.460	7 - 1:01.405	12 - 1:01.618
3 - 1:04.990	8 - 6:18.669	
4 - 1:05.092	9 - <b>1:01.109</b>	
5 - 1:03.701	10 - 1:01.286	
<b>9</b>	<b>David PENLINGTON</b>	Royale RP26
1 - 1:14.951	6 - 1:01.672	11 - 1:00.758
2 - 1:06.105	7 - 1:01.146	12 - <b>1:00.161</b>
3 - 1:02.647	8 - 7:07.672	
4 - 1:01.023	9 - 1:01.022	
5 - 1:01.420	10 - 1:00.479	
<b>10</b>	<b>Don HARDMAN</b>	Van Diemen RF79
1 - 1:18.009	6 - 1:07.369	11 - 1:09.772
2 - 1:03.420	7 - 1:01.968	
3 - 1:04.946	8 - 7:19.272	
4 - 1:01.122	9 - <b>1:00.609</b>	
5 - 1:01.661	10 - 1:00.975	
<b>14</b>	<b>Steve HARE</b>	Van Diemen RF81
1 - 1:44.060	6 - 1:03.005	11 - 1:01.639
2 - 1:08.025	7 - 1:00.629	12 - <b>59.968</b>
3 - 1:04.331	8 - 6:14.676	
4 - 1:03.687	9 - 1:00.754	
5 - 1:02.131	10 - 1:00.237	
<b>17</b>	<b>Jeff PALMER</b>	Royale RP26
1 - 2:17.182		
2 - 1:46.151		
3 - <b>1:38.942</b>		
4 - 1:42.917		

Car No 63 needs a working transponder please.  
Weather / Track : Cloudy / Wet

# BARC Universal Racing Services Classic FF1600

## QUALIFYING - LAP ANALYSIS

(contd.)

<b>20</b>	<b>Richard SHELTON</b>	Crossle 25F
1 - 1:14.288	6 - 1:02.655	11 - <b>1:01.881</b>
2 - 1:06.600	7 - 1:01.953	
3 - 1:06.283	8 - 7:23.245	
4 - 1:04.425	9 - 1:01.992	
5 - 1:02.856	10 - 1:02.373	
<b>21</b>	<b>Philip NORRIS</b>	Royale RP26
1 - 1:33.259	6 - 1:08.948	
2 - 1:12.498	7 - 7:16.075	
3 - 1:14.425	8 - 1:07.266	
4 - 1:11.147	9 - 1:07.168	
5 - 1:10.452	10 - <b>1:06.245</b>	
<b>23</b>	<b>Simon MERRIMAN</b>	PRS RH02
1 - 1:40.948	6 - 1:11.916	
2 - 1:15.744	7 - 9:11.436P	
3 - <b>1:11.640</b>		
4 - 1:16.975		
5 - 1:16.547		
<b>26</b>	<b>Andy POWELL</b>	Royale RP26
1 - 1:28.681	6 - 1:04.432	11 - 59.929
2 - 1:04.058	7 - 1:05.630	12 - <b>59.272</b>
3 - 1:01.525	8 - 7:03.236	
4 - 1:01.089	9 - 1:01.902	
5 - 1:00.656	10 - 1:01.433	
<b>28</b>	<b>James HAGAN</b>	Crossle 32F
1 - 1:32.576	6 - 1:00.021	11 - 59.384
2 - 1:06.483	7 - 59.775	12 - <b>59.151</b>
3 - 1:02.526	8 - 6:33.094	
4 - 1:00.763	9 - 59.542	
5 - 1:00.097	10 - 59.496	
<b>29</b>	<b>Peter SIKSTROM</b>	Van Diemen VD79
1 - 1:44.773	6 - 1:03.792	11 - 1:04.032
2 - 1:08.967	7 - 1:03.370	12 - 1:03.762
3 - 1:06.538	8 - 6:30.523	
4 - 1:05.878	9 - 1:04.366	
5 - 1:04.150	10 - <b>1:03.282</b>	

Car No 63 needs a working transponder please.  
Weather / Track : Cloudy / Wet

Brands Hatch  
Circuit Length = 1.2262 miles.  
Start: 15:28 End: 15:46

## BARC Universal Racing Services Classic FF1600 QUALIFYING - LAP ANALYSIS

(contd.)

<b>30</b>	<b>Stephen COLLYER</b>	Dulon MP15
1 - 1:28.338	6 - 1:01.291	11 - 1:02.800
2 - 1:09.192	7 - 1:02.772	12 - <b>1:00.906</b>
3 - 1:05.123	8 - 6:24.308	
4 - 1:03.681	9 - 1:01.361	
5 - 1:02.236	10 - 1:03.237	
<b>31</b>	<b>Oliver ROBINSON</b>	Royale RP26
1 - 1:39.499	6 - 1:04.205	11 - 1:03.146
2 - 1:12.492	7 - 1:03.693	
3 - 1:12.239	8 - 6:35.486	
4 - 1:06.646	9 - 1:02.307	
5 - 1:03.923	10 - <b>1:01.750</b>	
<b>35</b>	<b>Chris SCARLETT</b>	Crossle 32 F
1 - 1:27.033	6 - 1:02.502	11 - 1:01.357
2 - 1:03.791	7 - 1:01.330	12 - <b>1:00.360</b>
3 - 1:01.535	8 - 7:01.667	
4 - 1:01.185	9 - 1:00.461	
5 - 1:01.911	10 - 1:00.409	
<b>37</b>	<b>Anthony WILLS</b>	Royale RP21
1 - 1:17.661	6 - 1:01.193	11 - 1:00.349
2 - 1:05.849	7 - <b>59.920</b>	12 - 1:01.243
3 - 1:03.222	8 - 7:10.891	
4 - 1:01.246	9 - 1:01.170	
5 - 1:02.125	10 - 1:00.847	
<b>40</b>	<b>Laurie HUGHES</b>	Van Diemen RF78
1 - 1:43.296	6 - 1:03.935	11 - 1:06.262
2 - 1:05.692	7 - 1:04.010	
3 - 1:05.492	8 - 6:39.363	
4 - 1:03.701	9 - 1:04.663	
5 - 1:04.214	10 - <b>1:02.992</b>	
<b>51</b>	<b>Albert CLEMENTS</b>	Lotus 51
1 - 1:37.139	6 - 1:05.895	11 - 1:07.257
2 - 1:10.988	7 - 1:05.452	12 - 1:05.434
3 - 1:08.216	8 - 6:16.265	
4 - 1:09.301	9 - 1:07.133	
5 - 1:06.786	10 - <b>1:05.390</b>	

Car No 63 needs a working transponder please.  
Weather / Track : Cloudy / Wet

Brands Hatch  
Circuit Length = 1.2262 miles.  
Start: 15:28 End: 15:46

## BARC Universal Racing Services Classic FF1600 QUALIFYING - LAP ANALYSIS

(contd.)

<b>62</b>	<b>Keith NORMAN</b>	Palliser WDF3
1 - 1:18.039	6 - 1:02.097	11 - 1:01.271
2 - 1:06.346	7 - 1:01.350	12 - <b>1:00.828</b>
3 - 1:03.332	8 - 7:06.314	
4 - 1:02.574	9 - 1:04.541	
5 - 1:01.831	10 - 1:01.546	
<b>63</b>	<b>Paul HUBBARD</b>	Merlyn MK20A
1 - 1:29.409	6 - 1:05.612	11 - 1:04.753
2 - 1:10.202	7 - 1:04.478	12 - 1:06.407
3 - 1:08.429	8 - 6:19.073	
4 - 1:06.318	9 - 1:04.298	
5 - 1:05.414	10 - <b>1:04.208</b>	
<b>69</b>	<b>Dave LOWE</b>	Lotus 61
1 - 1:41.445	6 - 1:02.534	11 - 1:01.207
2 - 1:04.982	7 - 1:01.849	12 - <b>1:00.337</b>
3 - 1:04.886	8 - 6:13.060	
4 - 1:05.552	9 - 1:01.105	
5 - 1:03.080	10 - 1:00.835	
<b>71</b>	<b>Alan WILLIAMSON</b>	Van Diemen RF81
1 - 1:17.382	6 - 1:03.552	
2 - 1:06.392	7 - <b>1:02.338</b>	
3 - 1:05.278		
4 - 1:03.777		
5 - 1:02.420		
<b>77</b>	<b>Paul WALTON</b>	Crossle 25F
1 - 1:15.118	6 - 1:01.185	11 - 1:01.375
2 - 1:04.483	7 - <b>1:00.259</b>	
3 - 1:02.948	8 - 7:31.207	
4 - 1:03.261	9 - 1:02.947	
5 - 1:02.389	10 - 1:27.064	
<b>88</b>	<b>Martin CAMP</b>	Royale RP26
1 - 1:25.476	6 - 1:07.640	
2 - 1:13.466	7 - 1:05.250	
3 - 1:15.317	8 - 6:20.347	
4 - 1:10.012	9 - <b>1:04.113</b>	
5 - 1:08.668		

Car No 63 needs a working transponder please.  
Weather / Track : Cloudy / Wet

Brands Hatch  
Circuit Length = 1.2262 miles.  
Start: 15:28 End: 15:46

# BARC Universal Racing Services Classic FF1600

## QUALIFYING - LAP ANALYSIS

(contd.)


<b>91</b>	<b>Jamesy HAGAN</b>	Crossle 32F
1 - 1:33.175	6 - 1:02.562	
2 - 1:07.158	7 - 1:01.714	
3 - 1:07.807	8 - 6:18.890	
4 - 1:03.617	9 - <b>1:00.644</b>	
5 - 1:03.571	10 - 1:01.259	
<b>92</b>	<b>Michael VALENTINE</b>	Elden MK24
1 - 1:46.285	6 - 1:06.153	11 - <b>1:04.960</b>
2 - 1:10.422	7 - 7:14.021	
3 - 1:08.599	8 - 1:06.550	
4 - 1:07.204	9 - 1:05.620	
5 - 1:08.579	10 - 1:05.066	
<b>96</b>	<b>Henry CAMPBELL</b>	Crossle 40F
1 - 1:32.447	6 - 1:07.426	11 - 1:06.246
2 - 1:07.918	7 - <b>1:03.426</b>	12 - 1:04.842
3 - 1:10.021	8 - 6:17.178	
4 - 1:05.401	9 - 1:03.933	
5 - 1:05.971	10 - 1:04.442	
<b>99</b>	<b>Mac McKILLOP</b>	Royale RP26
1 - 1:41.926	6 - 1:05.298	11 - 1:00.891
2 - 1:11.191	7 - 1:01.370	12 - <b>1:00.556</b>
3 - 1:05.349	8 - 6:12.891	
4 - 1:02.812	9 - 1:00.800	
5 - 1:02.030	10 - 1:00.616	

Car No 63 needs a working transponder please.  
Weather / Track : Cloudy / Wet



**BARC Universal Racing Services Classic FF1600**  
**GRID - RACE 15**

ROW 14	23 MERRIMAN	17 PALMER
ROW 13	51 CLEMENTS	21 NORRIS
ROW 12	63 HUBBARD	92 VALENTINE
ROW 11	96 CAMPBELL	88 CAMP
ROW 10	40 HUGHES	29 SIKSTROM
ROW 9	71 WILLIAMSON	2 STRINGFELLOW
ROW 8	31 ROBINSON	20 SHELTON
ROW 7	30 COLLYER	7 NASH
ROW 6	91 HAGAN	62 NORMAN
ROW 5	99 McKILLOP	10 HARDMAN
ROW 4	69 LOWE	35 SCARLETT
ROW 3	9 PENLINGTON	77 WALTON
ROW 2	37 WILLS	14 HARE
ROW 1	28 HAGAN	26 POWELL
	<b>POLE</b>	



**Weather / Track : Cloudy / Wet**  
**These results are provisional until the conclusion of any judicial and technical matters.**

Brands Hatch  
 Circuit Length = 1.2262 miles.  
 Start: 15:28 End: 15:46

Clerk Of Course:	Stewards:	Timekeeper:
------------------	-----------	-------------

# BARC Universal Racing Services Classic FF1600

## RACE CLASSIFICATION - RACE 15

POS	NO	CL	NAME	NAT	CAR	TIME	LAPS	GAP	MPH	BEST
1	77	B	Paul WALTON		Crossle 25F	20:36.735	23		82.14	52.326
2	28	B	James HAGAN		Crossle 32F	20:40.345	23	3.610	81.91	52.628
3	14	B	Steve HARE		Van Diemen RF81	20:40.795	23	4.060	81.88	52.940
4	91	B	Jamesy HAGAN		Crossle 32F	20:42.499	23	5.764	81.76	52.764
5	20	B	Richard SHELTON		Crossle 25F	20:46.593	23	9.858	81.50	52.902
6	69	A	Dave LOWE		Lotus 61	20:54.190	23	17.455	81.00	52.682
7	26	B	Andy POWELL		Royale RP26	20:56.021	23	19.286	80.88	53.259
8	10	B	Don HARDMAN		Van Diemen RF79	20:57.501	23	20.766	80.79	53.422
9	71	B	Alan WILLIAMSON		Van Diemen RF81	21:09.357	23	32.622	80.03	53.751
10	29	B	Peter SIKSTROM		Van Diemen VD79	21:09.816	23	33.081	80.00	54.065
11	21	B	Philip NORRIS		Royale RP26	21:10.901	23	34.166	79.94	53.776
12	96	B	Henry CAMPBELL		Crossle 40F	21:17.097	23	40.362	79.55	53.627
13	63	A	Paul HUBBARD		Merlyn MK20A	21:19.613	23	42.878	79.39	54.132
14	99	B	Mac McKILLOP		Royale RP26	21:22.645	23	45.910	79.20	53.624
15	30	A	Stephen COLLYER		Dulon MP15	21:25.873	23	49.138	79.01	53.845
16	31	B	Oliver ROBINSON		Royale RP26	21:27.934	23	51.199	78.88	54.187
17	40	B	Laurie HUGHES		Van Diemen RF78	20:37.571	22	1 LAP	78.52	55.040
18	17	B	Jeff PALMER		Royale RP26	21:05.190	22	1 LAP	76.81	55.457
19	51	A	Albert CLEMENTS		Lotus 51	21:14.138	22	1 LAP	76.27	56.190
20	92	B	Michael VALENTINE		Elden MK24	20:49.987	21	2 LAPS	74.21	57.745
21	23	B	Simon MERRIMAN		PRS RH02	20:50.186	21	2 LAPS	74.20	56.826

### NOT CLASSIFIED

62	A	Keith NORMAN	Palliser WDF3	17:23.778	18	D.N.F.	76.19	53.455
37	B	Anthony WILLS	Royale RP21	9:57.247	11	D.N.F.	81.41	53.080
9	B	David PENLINGTON	Royale RP26	9:57.510	11	D.N.F.	81.38	52.967
2	B	Scott STRINGFELLOW	Martlett DM5	9:16.601	10	D.N.F.	79.43	53.608
7	B	John NASH	Van Diemen RF80	3:46.843	4	D.N.F.	78.13	53.868
35	B	Chris SCARLETT	Crossle 32 F	12:23.049	2	D.N.F.	11.97	1:04.759

### FASTEST LAP

77	B	Paul WALTON	Crossle 25F	52.326	14	84.36mph	135.76kph
69	A	Dave LOWE	Lotus 61	52.682	9	83.79mph	134.85kph

Weather / Track : Cloudy / Dry

These results are provisional until the conclusion of any judicial and technical matters.

Brands Hatch

Circuit Length = 1.2262 miles.

Start: 17:08 End: 17:29

Clerk Of Course:	Stewards:	Timekeeper:
------------------	-----------	-------------

**BARC Universal Racing Services Classic FF1600**  
**RACE CLASSIFICATION - RACE 15 - LAP CHART**

Lap 1			Lap 2			Lap 3			Lap 4			Lap 5		
No	Behind	Laptime	No	Behind	Laptime	No	Behind	Laptime	No	Behind	Laptime	No	Behind	Laptime
37		1:00.695	37		53.931	37		53.625	37		53.784	37		53.748
26	0.766	1:01.461	28	1.276	54.285	28	1.030	53.379	28	0.793	53.547	28	0.564	53.519
28	0.922	1:01.617	9	1.785	54.178	9	1.746	53.586	9	1.371	53.409	9	0.801	53.178
14	1.188	1:01.883	26	2.224	55.389	14	2.381	53.693	14	2.143	53.546	14	1.899	53.504
9	1.538	1:02.233	14	2.313	55.056	77	3.150	54.150	77	2.427	53.061	77	2.006	53.327
77	1.753	1:02.448	77	2.625	54.803	26	3.858	55.259	10	4.520	54.268	20	6.552	54.767
10	2.650	1:03.345	10	3.199	54.480	10	4.036	54.462	91	4.553	54.206	91	6.842	56.037
91	3.173	1:03.868	91	3.417	54.175	91	4.131	54.339	7	4.808	53.868	10	7.197	56.425
62	3.733	1:04.428	62	3.711	53.909	7	4.724	54.477	26	5.155	55.081	62	7.343	55.051
7	3.796	1:04.491	7	3.872	54.007	62	4.722	54.636	20	5.533	54.091	26	8.030	56.623
69	3.938	1:04.633	69	4.233	54.226	69	4.906	54.298	62	6.040	55.102	69	8.094	55.759
35	4.064	1:04.759	20	4.496	54.173	20	5.226	54.355	69	6.083	54.961	2	8.410	55.781
20	4.254	1:04.949	2	4.947	54.068	2	5.516	54.194	2	6.377	54.645	30	8.957	55.668
2	4.810	1:05.505	30	5.994	55.116	30	6.532	54.163	30	7.037	54.289	99	10.008	55.972
30	4.809	1:05.504	99	6.618	55.146	99	7.539	54.546	99	7.784	54.029	29	10.392	55.295
99	5.403	1:06.098	29	7.099	55.081	29	7.977	54.503	29	8.845	54.652	71	12.006	55.247
29	5.949	1:06.644	71	7.950	54.948	71	9.330	55.005	71	10.507	54.961	31	16.472	55.440
71	6.933	1:07.628	40	10.474	55.765	40	12.502	55.653	40	14.710	55.992	21	17.385	56.042
31	8.419	1:09.114	31	10.854	56.366	31	13.422	56.193	31	14.780	55.142	40	17.392	56.430
21	8.623	1:09.318	21	10.967	56.275	21	13.486	56.144	21	15.091	55.389	96	17.751	56.174
40	8.640	1:09.335	96	11.531	56.624	96	13.777	55.871	96	15.325	55.332	63	17.843	56.025
96	8.838	1:09.533	63	11.678	56.506	63	14.008	55.955	63	15.566	55.342	51	23.087	57.750
63	9.103	1:09.798	51	13.125	57.184	51	16.147	56.647	51	19.085	56.722	17	24.037	57.217
51	9.872	1:10.567	17	13.780	56.397	17	17.212	57.057	17	20.568	57.140	23	32.961	57.869
17	11.314	1:12.009	92	17.853	59.988	92	24.226	59.998	23	28.840	58.340	92	35.550	59.028
92	11.796	1:12.491	23	19.061	1:00.182	23	24.284	58.848	92	30.270	59.828			
23	12.810	1:13.505												

# BARC Universal Racing Services Classic FF1600

## RACE CLASSIFICATION - RACE 15 - LAP CHART

(contd.)

Lap 6			Lap 7			Lap 8			Lap 9			Lap 10		
No	Behind	Laptime	No	Behind	Laptime	No	Behind	Laptime	No	Behind	Laptime	No	Behind	Laptime
37		53.776	37		53.562	37		53.446	37		53.474	37		54.126
28	0.554	53.766	28	0.616	53.624	9	0.552	53.319	28	0.290	53.203	9	0.376	53.829
9	0.624	53.599	9	0.679	53.617	28	0.561	53.391	9	0.673	53.595	77	0.497	53.668
14	1.307	53.184	77	1.183	53.373	77	1.104	53.367	77	0.955	53.325	28	0.743	54.579
77	1.372	53.142	14	1.692	53.947	14	1.723	53.477	14	1.435	53.186	14	0.918	53.609
20	6.450	53.674	20	6.176	53.288	20	6.773	54.043	20	6.361	53.062	92	1 LAP	59.884
91	6.775	53.709	91	6.293	53.080	91	6.817	53.970	91	6.427	53.084	20	6.170	53.935
62	7.555	53.988	62	7.448	53.455	62	7.839	53.837	62	8.080	53.715	91	6.209	53.908
10	8.052	54.631	10	8.748	54.258	10	9.168	53.866	69	8.421	52.682	69	7.301	53.006
69	8.203	53.885	69	9.030	54.389	69	9.213	53.629	10	10.081	54.387	62	8.304	54.350
26	9.115	54.861	26	9.106	53.553	2	10.027	54.007	26	10.746	53.875	10	9.377	53.422
2	9.420	54.786	2	9.466	53.608	26	10.345	54.685	2	10.776	54.223	26	12.134	55.514
30	9.510	54.329	30	10.288	54.340	30	11.116	54.274	30	11.487	53.845	30	12.282	54.921
99	10.463	54.231	99	11.016	54.115	99	11.623	54.053	99	12.094	53.945	2	12.434	55.784
29	11.168	54.552	29	11.855	54.249	29	12.623	54.214	29	13.214	54.065	99	12.499	54.531
71	13.031	54.801	71	13.966	54.497	71	15.373	54.853	71	16.846	54.947	29	13.386	54.298
31	17.317	54.621	31	17.942	54.187	31	18.870	54.374	31	19.767	54.371	71	17.400	54.680
21	17.855	54.246	21	18.454	54.161	21	19.310	54.302	21	19.870	54.034	21	20.665	54.921
40	19.220	55.604	63	20.100	54.363	63	20.888	54.234	63	21.807	54.393	31	21.093	55.452
63	19.299	55.232	40	21.409	55.751	96	23.827	55.731	96	25.865	55.512	63	22.292	54.611
96	19.548	55.573	96	21.542	55.556	40	23.908	55.945	40	25.983	55.549	96	25.658	53.919
51	26.409	57.098	17	29.291	56.442	17	31.992	56.147	17	34.599	56.081	40	26.897	55.040
17	26.411	56.150	51	30.177	57.330	51	33.251	56.520	51	35.967	56.190	17	36.452	55.979
23	37.340	58.155	23	43.547	59.769	23	47.830	57.729	23	52.047	57.691	51	38.429	56.588
92	40.417	58.643	92	45.236	58.381	92	51.056	59.266						

# BARC Universal Racing Services Classic FF1600

## RACE CLASSIFICATION - RACE 15 - LAP CHART

(contd.)

Lap 11			Lap 12			Lap 13			Lap 14			Lap 15		
No	Behind	Laptime	No	Behind	Laptime	No	Behind	Laptime	No	Behind	Laptime	No	Behind	Laptime
37		53.080	77		54.915	77		53.327	77		52.326	77		53.159
9	0.263	52.967	28	0.306	54.307	28	0.395	53.416	14	2.497	54.193	51	1 LAP	57.240
77	0.387	52.970	14	0.697	54.430	14	0.630	53.260	28	2.581	54.512	14	2.278	52.940
28	1.301	53.638	20	5.211	53.862	20	5.051	53.167	20	5.627	52.902	28	2.779	53.357
14	1.569	53.731	91	5.308	53.824	91	5.210	53.229	91	5.648	52.764	20	5.626	53.158
23	1 LAP	59.589	69	7.737	54.588	69	7.896	53.486	69	9.539	53.969	91	5.808	53.319
20	6.651	53.561	62	9.251	55.345	62	10.315	54.391	62	12.583	54.594	69	9.990	53.610
91	6.786	53.657	23	1 LAP	1:01.083	10	12.881	55.440	10	14.260	53.705	62	14.127	54.703
69	8.451	54.230	10	10.768	56.215	99	13.823	54.433	99	15.121	53.624	10	14.596	53.495
62	9.208	53.984	26	12.523	55.053	26	14.059	54.863	26	15.264	53.531	99	15.984	54.022
92	1 LAP	58.949	92	1 LAP	58.656	23	1 LAP	59.931	29	19.653	54.582	26	16.188	54.083
10	9.855	53.558	99	12.717	54.219	92	1 LAP	58.100	71	21.187	55.094	29	21.322	54.828
26	12.772	53.718	29	15.959	54.538	29	17.397	54.765	92	1 LAP	58.579	71	22.310	54.282
99	13.800	54.381	71	17.894	54.078	71	18.419	53.852	23	1 LAP	59.539	21	27.619	55.666
29	16.723	56.417	30	18.402	54.364	21	23.086	54.492	21	25.112	54.352	31	27.853	55.069
71	19.118	54.798	21	21.921	54.906	31	23.747	54.542	31	25.943	54.522	63	28.918	55.698
30	19.340	1:00.138	31	22.532	54.207	63	24.460	54.441	63	26.379	54.245	92	1 LAP	58.672
21	22.317	54.732	63	23.346	54.634	30	27.158	1:02.083	30	29.661	54.829	30	31.299	54.797
31	23.627	55.614	96	26.273	54.727	96	27.374	54.428	96	30.105	55.057	96	31.447	54.501
63	24.014	54.802	40	30.050	56.269	40	32.584	55.861	40	35.496	55.238	23	1 LAP	1:00.790
96	26.848	54.270	17	42.088	57.472	35	11 LAPS	11:18.290P	17	50.088	56.357	40	37.773	55.436
40	29.083	55.266	51	45.337	57.955	17	46.057	57.296						
17	39.918	56.546				51	48.830	56.820						
51	42.684	57.335												

# BARC Universal Racing Services Classic FF1600

## RACE CLASSIFICATION - RACE 15 - LAP CHART

(contd.)

Lap 16			Lap 17			Lap 18			Lap 19			Lap 20		
No	Behind	Laptime	No	Behind	Laptime	No	Behind	Laptime	No	Behind	Laptime	No	Behind	Laptime
77		53.037	77		53.201	77		52.676	77		52.572	77		52.733
17	1 LAP	56.721	14	2.084	53.064	14	2.583	53.175	14	3.189	53.178	14	3.748	53.292
14	2.221	52.980	28	3.475	53.929	28	3.878	53.079	28	3.934	52.628	28	4.651	53.450
28	2.747	53.005	20	6.030	53.345	20	6.573	53.219	20	7.284	53.283	91	7.830	53.219
20	5.886	53.297	91	6.056	53.236	91	6.708	53.328	91	7.344	53.208	20	7.869	53.318
51	1 LAP	58.434	17	1 LAP	59.962	17	1 LAP	56.540	69	14.728	53.920	69	16.244	54.249
91	6.021	53.250	51	1 LAP	57.635	69	13.380	54.126	17	1 LAP	57.523	10	19.374	53.861
69	10.877	53.924	69	11.930	54.254	51	1 LAP	57.328	10	18.246	53.557	26	19.387	53.600
10	15.592	54.033	10	16.229	53.838	10	17.261	53.708	26	18.520	53.358	17	1 LAP	57.948
26	16.959	53.808	26	17.151	53.393	26	17.734	53.259	51	1 LAP	58.188	51	1 LAP	57.682
62	17.441	56.351	99	23.056	57.052	71	26.368	54.583	62	1 LAP	1:42.403P	71	30.347	54.744
99	19.205	56.258	62	23.776	59.536	29	27.019	54.640	71	28.336	54.540	29	30.937	54.369
29	22.748	54.463	71	24.461	54.638	99	27.569	57.189	29	29.301	54.854	21	32.883	53.801
71	23.024	53.751	29	25.055	55.508	21	30.560	53.871	21	31.815	53.827	99	35.746	56.440
21	28.790	54.208	21	29.365	53.776	31	33.735	55.785	99	32.039	57.042	63	38.396	54.876
31	29.202	54.386	31	30.626	54.625	63	33.815	54.673	63	36.253	55.010	96	38.980	53.804
63	30.013	54.132	63	31.818	55.006	96	36.649	53.657	31	37.424	56.261	31	40.737	56.046
30	33.943	55.681	96	35.668	54.793	30	38.485	54.909	96	37.909	53.832	30	43.538	55.588
96	34.076	55.666	30	36.252	55.510	92	1 LAP	57.745	30	40.683	54.770	40	50.553	55.317
92	1 LAP	58.237	92	1 LAP	57.806	23	1 LAP	56.885	40	47.969	56.245			
23	1 LAP	57.570	23	1 LAP	56.826	40	44.296	55.074	23	1 LAP	59.017			
40	40.045	55.309	40	41.898	55.054				92	1 LAP	59.632			

# BARC Universal Racing Services Classic FF1600

## RACE CLASSIFICATION - RACE 15 - LAP CHART

(contd.)

Lap 21			Lap 22			Lap 23			Lap 24			Lap 25		
No	Behind	Laptime	No	Behind	Laptime	No	Behind	Laptime	No	Behind	Laptime	No	Behind	Laptime
77		53.913	77		53.265	77		53.977						
23	2 LAPS	58.347	14	3.731	54.130	40	1 LAP	55.997						
92	2 LAPS	57.783	28	4.091	53.836	28	3.610	53.496						
14	2.866	53.031	91	6.912	53.054	14	4.060	54.306						
28	3.520	52.782	23	2 LAPS	1:00.070	91	5.764	52.829						
91	7.123	53.206	92	2 LAPS	1:00.209	20	9.858	54.664						
20	7.417	53.461	20	9.171	55.019	92	2 LAPS	58.112						
69	16.761	54.430	69	17.754	54.258	23	2 LAPS	58.451						
10	19.201	53.740	26	19.905	53.855	69	17.455	53.678						
26	19.315	53.841	10	21.148	55.212	26	19.286	53.358						
17	1 LAP	55.798	17	1 LAP	55.457	10	20.766	53.595						
51	1 LAP	57.124	71	32.258	54.739	17	1 LAP	56.951						
71	30.784	54.350	29	32.301	54.379	71	32.622	54.341						
29	31.187	54.163	21	34.044	54.075	29	33.081	54.757						
21	33.234	54.264	51	1 LAP	58.488	21	34.166	54.099						
99	39.150	57.317	96	40.712	54.573	51	1 LAP	57.313						
96	39.404	54.337	63	41.708	54.800	96	40.362	53.627						
63	40.173	55.690	99	43.039	57.154	63	42.878	55.147						
31	43.575	56.751	31	46.987	56.677	99	45.910	56.848						
30	45.286	55.661	30	47.640	55.619	30	49.138	55.475						
40	52.081	55.441				31	51.199	58.189						

## Heritage Grand Touring Car Challenge

### QUALIFYING - RACE 12

POS	NO	CL	NAME	CAR	TIME	LAPS	GAP	MPH
1	6	D	Yates/Scarborough	Ford Mustang	59.300	18		74.44
2	55	C	McCallum/Bussell	Aston Martin DB5	59.708	18	0.408	73.93
3	22	C	Alexander/Needell	Aston Martin DB4	1:00.011	17	0.711	73.55
4	32	E	Young/Bryant	Morgan +8	1:00.241	15	0.941	73.27
5	92	C	McCarthy/McCarthy	MGB GT V8	1:00.557	17	1.257	72.89
6	24	C	Thomas/Youles	Lotus Elan	1:00.745	18	1.445	72.67
7	45	D	Hammond/Young	Chevrolet Camaro	1:01.321	18	2.021	71.98
8	9	A	Streeter	Ford Anglia	1:01.479	14	2.179	71.80
9	74	E	Thurtle/Bennington	Aston Martin V8	1:03.463	17	4.163	69.55
10	98	B	Miller	Aston Martin DB4	1:03.673	16	4.373	69.32
11	90	B	Butler/Farthing	Aston Martin V8	1:05.612	16	6.312	67.27
12	47	A	Cooke/Cooke	Golf GTi	1:07.595	16	8.295	65.30
13	52	B	Van Lanschot/Clegg	Aston Martin DB4	1:07.979	15	8.679	64.93
14	25	D	Bartholdi/Bartholdi	Chevrolet Camaro	1:13.031	14	13.731	60.44
15	29	D	Bartholdi/Bartholdi	Chevrolet Corvette	1:20.334	9	21.034	54.95

Weather / Track : Cloudy / Wet

These results are provisional until the conclusion of any judicial and technical matters.

Brands Hatch

Circuit Length = 1.2262 miles.

Start: 09:00 End: 09:20

Clerk Of Course:	Stewards:	Timekeeper:
------------------	-----------	-------------



## Heritage Grand Touring Car Challenge

### QUALIFYING - LAP ANALYSIS

<b>6</b>	<b>Yates/Scarborough</b>	<b>Ford Mustang</b>			
1 - 1:39.209	6 - 1:02.425	11 - 1:00.251	16 - 59.765		
2 - 1:06.776	7 - 2:32.446P	12 - 1:00.281	17 - 59.317		
3 - 1:04.985	8 - 1:09.766	13 - 1:00.392	18 - <b>59.300</b>		
4 - 1:04.439	9 - 1:01.902	14 - 59.850			
5 - 1:03.710	10 - 1:00.613	15 - 1:00.010			
<b>9</b>	<b>Streeter</b>	<b>Ford Anglia</b>			
1 - 1:32.064	6 - 1:03.342	11 - 1:01.758			
2 - 1:07.635	7 - 1:01.752	12 - 1:01.991			
3 - 1:05.164	8 - 1:02.094	13 - 1:01.511			
4 - 1:04.626	9 - 1:03.348	14 - <b>1:01.479</b>			
5 - 1:04.914	10 - 1:02.390				
<b>22</b>	<b>Alexander/Needell</b>	<b>Aston Martin DB4</b>			
1 - 1:48.178	6 - 1:07.144	11 - 1:06.038	16 - 1:00.560		
2 - 1:09.356	7 - 1:07.261	12 - 2:15.878P	17 - <b>1:00.011</b>		
3 - 1:07.634	8 - 1:06.906	13 - 1:14.646			
4 - 1:07.521	9 - 1:08.889	14 - 1:02.692			
5 - 1:07.285	10 - 1:07.189	15 - 1:00.830			
<b>24</b>	<b>Thomas/Youles</b>	<b>Lotus Elan</b>			
1 - 1:22.440	6 - 1:02.620	11 - 2:15.363P	16 - 1:04.300		
2 - 1:05.000	7 - 1:01.882	12 - 1:20.125	17 - 1:03.778		
3 - 1:03.467	8 - 1:01.675	13 - 1:12.963	18 - 1:04.320		
4 - 1:03.634	9 - <b>1:00.745</b>	14 - 1:08.805			
5 - 1:02.524	10 - 1:03.757	15 - 1:05.073			
<b>25</b>	<b>Bartholdi/Bartholdi</b>	<b>Chevrolet Camaro</b>			
1 - 2:02.501	6 - <b>1:13.031</b>	11 - 1:18.124			
2 - 1:17.514	7 - 1:13.995	12 - 1:16.097			
3 - 1:49.617	8 - 3:01.395P	13 - 1:20.322			
4 - 1:16.600	9 - 1:32.070	14 - 1:17.972			
5 - 1:15.613	10 - 1:18.523				
<b>29</b>	<b>Bartholdi/Bartholdi</b>	<b>Chevrolet Corvette</b>			
1 - 2:01.833	6 - <b>1:20.334</b>				
2 - 1:22.630	7 - 5:07.736P				
3 - 1:20.609	8 - 1:29.224				
4 - 1:21.070	9 - 2:00.332P				
5 - 1:21.264					

# Heritage Grand Touring Car Challenge

## QUALIFYING - LAP ANALYSIS

(contd.)

<b>32</b>	<b>Young/Bryant</b>	<b>Morgan +8</b>			
1 - 1:40.659	6 - <b>1:00.241</b>	11 - 1:04.177			
2 - 1:05.337	7 - 1:00.852	12 - 1:03.734			
3 - 1:02.652	8 - 2:36.275P	13 - 1:02.587			
4 - 1:01.943	9 - 1:19.913	14 - 1:05.066			
5 - 1:01.815	10 - 1:04.718	15 - 1:04.775			
<b>45</b>	<b>Hammond/Young</b>	<b>Chevrolet Camaro</b>			
1 - 1:31.682	6 - 2:13.089P	11 - 1:02.242	16 - 1:01.535		
2 - 1:07.306	7 - 1:16.885	12 - 1:02.178	17 - 1:01.891		
3 - 1:04.047	8 - 1:04.186	13 - 1:02.139	18 - 1:01.415		
4 - 1:03.205	9 - 1:03.469	14 - 1:02.550			
5 - 1:02.460	10 - 1:03.075	15 - <b>1:01.321</b>			
<b>47</b>	<b>Cooke/Cooke</b>	<b>Golf GTi</b>			
1 - 1:25.158	6 - 1:08.747	11 - 1:09.513	16 - 1:08.952		
2 - 1:09.075	7 - 1:08.186	12 - 1:07.796			
3 - 1:08.410	8 - <b>1:07.595</b>	13 - 1:10.028			
4 - 1:11.406	9 - 2:57.871P	14 - 1:08.300			
5 - 1:10.625	10 - 1:19.515	15 - 1:07.705			
<b>52</b>	<b>Van Lanschot/Clegg</b>	<b>Aston Martin DB4</b>			
1 - 1:38.710	6 - 1:08.857	11 - 1:09.846			
2 - 1:14.149	7 - 1:09.438	12 - 1:10.511			
3 - 1:10.470	8 - 3:07.878P	13 - 1:09.186			
4 - 1:10.959	9 - 1:24.441	14 - <b>1:07.979</b>			
5 - 1:10.645	10 - 1:09.912	15 - 1:08.620			
<b>55</b>	<b>McCallum/Bussell</b>	<b>Aston Martin DB5</b>			
1 - 1:17.872	6 - 1:04.140	11 - 2:18.536P	16 - 59.987		
2 - 1:05.809	7 - 1:04.373	12 - 1:14.292	17 - 59.834		
3 - 1:04.785	8 - 1:03.994	13 - 1:02.135	18 - <b>59.708</b>		
4 - 1:05.794	9 - 1:03.221	14 - 1:00.737			
5 - 1:05.145	10 - 1:03.834	15 - 1:00.395			
<b>74</b>	<b>Thurtle/Bennington</b>	<b>Aston Martin V8</b>			
1 - 1:16.192	6 - 1:03.942	11 - 1:21.372	16 - 1:05.518		
2 - 1:06.387	7 - <b>1:03.463</b>	12 - 1:06.221	17 - 1:05.649		
3 - 1:04.950	8 - 1:04.203	13 - 1:05.532			
4 - 1:04.850	9 - 1:04.481	14 - 1:08.189			
5 - 1:04.253	10 - 2:38.762P	15 - 1:06.453			

## Heritage Grand Touring Car Challenge QUALIFYING - LAP ANALYSIS


(contd.)

<b>90</b>	<b>Butler/Farthing</b>	Aston Martin V8			
1 - 1:39.315	6 - 1:08.833	11 - 1:17.488	16 - 1:05.726		
2 - 1:12.162	7 - 1:06.796	12 - 1:07.401			
3 - 1:07.451	8 - 1:06.417	13 - 1:06.158			
4 - 1:09.074	9 - 1:06.718	14 - <b>1:05.612</b>			
5 - 1:06.873	10 - 2:49.732P	15 - 1:05.679			
<b>92</b>	<b>McCarthy/McCarthy</b>	MGB GT V8			
1 - 1:20.679	6 - 1:01.601	11 - 1:03.262	16 - 1:01.086		
2 - 1:03.770	7 - 3:00.435P	12 - 1:02.915	17 - 1:00.779		
3 - 1:04.188	8 - 1:23.183	13 - 1:01.361			
4 - 1:03.942	9 - 1:05.962	14 - <b>1:00.557</b>			
5 - 1:01.402	10 - 1:03.837	15 - 1:01.233			
<b>98</b>	<b>Miller</b>	Aston Martin DB4			
1 - 1:34.100	6 - 1:07.203	11 - 1:04.704	16 - <b>1:03.673</b>		
2 - 1:09.892	7 - 1:05.404	12 - 1:04.898			
3 - 1:09.033	8 - 1:04.557	13 - 1:05.625			
4 - 1:06.943	9 - 1:05.152	14 - 1:04.860			
5 - 1:05.741	10 - 1:05.022	15 - 1:04.194			

# Heritage Grand Touring Car Challenge

## GRID - RACE 12

ROW 8	1:29.224 29 BARTHOLDI	
ROW 7	1:08.857 52 Van Lanschot/Clegg	1:16.097 25 BARTHOLDI
ROW 6	1:06.417 90 BUTLER	1:07.705 47 COOKE
ROW 5	1:05.518 74 THURTLE	1:06.038 22 ALEXANDER
ROW 4	1:03.673 98 Miller	1:03.778 24 YOULES
ROW 3	1:02.587 32 BRYANT	1:03.221 55 McCALLUM
ROW 2	1:02.425 6 YATES	1:02.460 45 HAMMOND
ROW 1	1:01.402 92 McARTHUR	1:01.479 9 Streeter
	<b>POLE</b>	



Weather / Track : Cloudy / Wet

These times are provisional until the conclusion of any judicial and technical matters.

Brands Hatch

Circuit Length = 1.2262 miles.

Start: 09:00 End: 09:20

Clerk Of Course:

Stewards:

Timekeeper:

# Heritage Grand Touring Car Challenge

## RACE CLASSIFICATION - RACE 12

POS	NO	CL	NAME	NAT	CAR	TIME	LAPS	GAP	MPH	BEST
1	6	D	David YATES		Ford Mustang	20:00.059	22		80.98	53.976
2	32	E	Oliver BRYANT		Morgan +8	20:00.451	22	0.392	80.95	53.538
3	74	E	Arthur THURTL		Aston Martin V8	20:00.779	22	0.720	80.93	53.127
4	92	C	Roy McCARTHY		MGB GT V8	20:16.318	22	16.259	79.89	54.665
5	22	C	Tom ALEXANDER		Aston Martin DB4	20:22.800	22	22.741	79.47	54.058
6	24	C	Mike YOULES		Lotus Elan	20:25.253	22	25.194	79.31	54.630
7	45	D	Alec HAMMOND		Chevrolet Camaro	20:43.382	22	43.323	78.16	55.853
8	55	C	Ian McCALLUM		Aston Martin DB5	20:14.147	21	1 LAP	76.40	56.861
9	9	A	Streeter		Ford Anglia	20:18.999	21	1 LAP	76.10	57.128
10	90	B	Richard BUTLER		Aston Martin V8	20:37.715	21	1 LAP	74.95	57.891
11	25	D	Tony BARTHOLDI		Chevrolet Camaro	20:39.339	21	1 LAP	74.85	57.863
12	47	A	Richard COOKE		Golf GTi	20:10.446	20	2 LAPS	72.99	58.780
13	98	B	Miller		Aston Martin DB4	20:30.371	20	2 LAPS	71.81	59.926
14	29	D	Ruedi BARTHOLDI		Chevrolet Corvette	20:20.486	19	3 LAPS	68.77	1:01.822

### FASTEST LAP

74	E	Arthur THURTL	Aston Martin V8	53.127	12	83.09mph	133.72kph
6	D	David YATES	Ford Mustang	53.976	16	81.78mph	131.61kph
22	C	Tom ALEXANDER	Aston Martin DB4	54.058	17	81.65mph	131.41kph
9	A	Streeter	Ford Anglia	57.128	20	77.27mph	124.35kph
90	B	Richard BUTLER	Aston Martin V8	57.891	10	76.25mph	122.71kph

Weather / Track : Cloudy / Dry

These results are provisional until the conclusion of any judicial and technical matters.

Brands Hatch

Circuit Length = 1.2262 miles.

Start: 15:32 End: 15:52

Clerk Of Course:	Stewards:	Timekeeper:
------------------	-----------	-------------

## Heritage Grand Touring Car Challenge

### RACE CLASSIFICATION - RACE 12 - LAP CHART

Lap 1			Lap 2			Lap 3			Lap 4			Lap 5		
No	Behind	Laptime	No	Behind	Laptime	No	Behind	Laptime	No	Behind	Laptime	No	Behind	Laptime
92		57.680	6		54.960	6		54.953	6		54.676	6		54.978
6	0.100	57.780	92	0.723	55.783	92	0.871	55.101	92	1.591	55.396	92	1.527	54.914
45	2.358	1:00.038	45	3.831	56.533	32	4.423	55.372	32	4.308	54.561	32	3.682	54.352
24	2.786	1:00.466	32	4.004	56.275	45	5.693	56.815	74	6.999	55.663	74	5.586	53.565
32	2.789	1:00.469	74	4.389	56.252	74	6.012	56.576	45	7.001	55.984	45	8.768	56.745
74	3.197	1:00.877	24	4.845	57.119	24	6.589	56.697	22	8.618	56.518	22	9.768	56.128
9	5.065	1:02.745	22	5.951	55.922	22	6.776	55.778	24	8.673	56.760	24	10.550	56.855
22	5.089	1:02.769	9	8.824	58.819	9	12.499	58.628	55	15.739	57.796	55	18.011	57.250
55	5.725	1:03.405	55	8.992	58.327	55	12.619	58.580	9	15.974	58.151	9	19.043	58.047
90	7.428	1:05.108	90	10.605	58.237	90	13.587	57.935	90	16.837	57.926	90	19.835	57.976
47	7.530	1:05.210	25	12.429	59.215	25	16.202	58.726	25	20.006	58.480	25	23.413	58.385
25	8.274	1:05.954	47	13.720	1:01.250	47	18.932	1:00.165	47	24.809	1:00.553	47	30.972	1:01.141
98	9.432	1:07.112	98	15.717	1:01.345	98	21.803	1:01.039	98	27.825	1:00.698	98	33.169	1:00.322
29	11.118	1:08.798	29	19.766	1:03.708	29	28.228	1:03.415	29	37.732	1:04.180	29	45.641	1:02.887

**Heritage Grand Touring Car Challenge**  
**RACE CLASSIFICATION - RACE 12 - LAP CHART**  
 (contd.)

Lap 6			Lap 7			Lap 8			Lap 9			Lap 10		
No	Behind	Laptime	No	Behind	Laptime	No	Behind	Laptime	No	Behind	Laptime	No	Behind	Laptime
6		54.593	6		54.339	6		54.222	6		54.614	6		54.278
92	1.599	54.665	29	1 LAP	1:04.040	92	2.511	54.685	92	2.876	54.979	98	1 LAP	1:00.978
32	3.401	54.312	92	2.048	54.788	32	2.792	54.063	32	2.896	54.718	32	2.795	54.177
74	4.462	53.469	32	2.951	53.889	74	2.961	53.573	74	3.063	54.716	74	3.622	54.837
45	10.028	55.853	74	3.610	53.487	29	1 LAP	1:03.992	22	14.280	55.086	92	4.412	55.814
22	10.316	55.141	45	11.573	55.884	45	13.578	56.227	24	15.416	55.808	22	14.909	54.907
24	12.034	56.077	22	11.927	55.950	22	13.808	56.103	45	15.898	56.934	24	16.433	55.295
55	21.311	57.893	24	13.198	55.503	24	14.222	55.246	29	1 LAP	1:04.427	45	17.902	56.282
9	22.543	58.093	55	24.644	57.672	55	27.905	57.483	55	30.520	57.229	29	1 LAP	1:01.822
90	23.300	58.058	9	25.684	57.480	9	29.041	57.579	9	31.970	57.543	55	33.463	57.221
25	26.705	57.885	90	27.966	59.005	90	32.431	58.687	90	35.837	58.020	9	35.122	57.430
47	36.806	1:00.427	25	30.930	58.564	25	34.946	58.238	25	39.013	58.681	90	39.450	57.891
98	38.661	1:00.085	47	42.573	1:00.106	47	48.405	1:00.054	47	53.793	1:00.002	25	42.805	58.070
			98	44.248	59.926	98	49.997	59.971						

**Heritage Grand Touring Car Challenge**  
**RACE CLASSIFICATION - RACE 12 - LAP CHART**  
 (contd.)

Lap 11			Lap 12			Lap 13			Lap 14			Lap 15		
No	Behind	Laptime	No	Behind	Laptime	No	Behind	Laptime	No	Behind	Laptime	No	Behind	Laptime
6		54.064	6		54.678	6		54.191	6		53.982	6		54.260
32	2.637	53.906	32	1.580	53.621	32	1.104	53.715	32	1.153	54.031	32	0.431	53.538
74	3.262	53.704	74	1.711	53.127	74	1.511	53.991	74	1.654	54.125	74	1.207	53.813
92	5.691	55.343	92	6.021	55.008	92	7.297	55.467	25	1 LAP	59.903	90	1 LAP	59.348
47	1 LAP	1:01.261	47	1 LAP	59.473	22	16.940	55.003	29	2 LAPS	1:05.619	25	1 LAP	59.674
98	1 LAP	1:01.761	98	1 LAP	1:00.585	47	1 LAP	1:00.521	92	8.130	54.815	92	9.259	55.389
22	15.679	54.834	22	16.128	55.127	24	18.616	54.968	22	18.458	55.500	29	2 LAPS	1:04.300
24	17.288	54.919	24	17.839	55.229	98	1 LAP	1:00.920	24	19.399	54.765	22	19.044	54.846
45	20.013	56.175	45	21.249	55.914	45	23.062	56.004	47	1 LAP	1:00.764	24	19.769	54.630
29	1 LAP	1:02.610	55	39.910	57.952	55	42.810	57.091	45	25.749	56.669	45	28.710	57.221
55	36.636	57.237	9	42.444	58.570	9	46.045	57.792	98	1 LAP	1:01.018	47	1 LAP	1:00.766
9	38.552	57.494	90	46.617	57.926	90	50.613	58.187	55	46.480	57.652	98	1 LAP	1:00.463
90	43.369	57.983	29	1 LAP	1:05.657				9	49.981	57.918	55	49.271	57.051
25	46.968	58.227	25	50.912	58.622							9	53.191	57.470



**Heritage Grand Touring Car Challenge**  
**RACE CLASSIFICATION - RACE 12 - LAP CHART**  
 (contd.)

Lap 16			Lap 17			Lap 18			Lap 19			Lap 20		
No	Behind	Laptime	No	Behind	Laptime	No	Behind	Laptime	No	Behind	Laptime	No	Behind	Laptime
6		53.976	6		54.163	6		54.378	6		54.113	6		54.359
32	0.367	53.912	32	0.124	53.920	32	0.346	54.600	32	0.173	53.940	74	0.437	54.207
74	0.566	53.335	74	1.271	54.868	74	0.747	53.854	74	0.589	53.955	32	0.468	54.654
90	1 LAP	57.961	9	1 LAP	57.862	55	1 LAP	58.623	55	1 LAP	56.861	55	1 LAP	56.883
92	10.533	55.250	90	1 LAP	58.801	9	1 LAP	57.443	98	2 LAPS	1:05.286	9	1 LAP	57.311
25	1 LAP	59.499	92	11.311	54.941	92	11.748	54.815	9	1 LAP	57.709	92	13.952	55.727
22	20.161	55.093	25	1 LAP	58.456	90	1 LAP	59.735	92	12.584	54.949	98	2 LAPS	1:03.187
24	20.844	55.051	22	20.056	54.058	22	20.968	55.290	22	21.315	54.460	22	21.382	54.426
29	2 LAPS	1:04.684	24	21.472	54.791	24	21.943	54.849	90	1 LAP	1:00.284	24	23.588	55.149
45	31.293	56.559	45	33.521	56.391	25	1 LAP	59.079	24	22.798	54.968	90	1 LAP	1:00.033
47	1 LAP	59.531	29	2 LAPS	1:03.597	45	35.384	56.241	25	1 LAP	59.307	25	1 LAP	58.637
98	1 LAP	1:00.065	47	1 LAP	59.152	29	2 LAPS	1:03.350	45	37.419	56.148	45	39.060	56.000
55	52.199	56.904	98	1 LAP	1:03.157	47	1 LAP	59.416	29	2 LAPS	1:03.489			
									47	1 LAP	1:01.200			

**Heritage Grand Touring Car Challenge**  
**RACE CLASSIFICATION - RACE 12 - LAP CHART**  
 (contd.)


Lap 21			Lap 22			Lap 23			Lap 24			Lap 25		
No	Behind	Laptime	No	Behind	Laptime	No	Behind	Laptime	No	Behind	Laptime	No	Behind	Laptime
6		54.177	6		54.325									
32	0.873	54.582	32	0.392	53.844									
74	0.923	54.663	74	0.720	54.122									
47	2 LAPS	1:00.674	47	2 LAPS	58.780									
29	3 LAPS	1:04.504	55	1 LAP	58.010									
55	1 LAP	57.027	92	16.259	55.393									
92	15.191	55.416	9	1 LAP	57.787									
9	1 LAP	57.128	29	3 LAPS	1:05.407									
22	21.850	54.645	22	22.741	55.216									
98	2 LAPS	1:01.662	24	25.194	55.349									
24	24.170	54.759	98	2 LAPS	1:00.791									
90	1 LAP	59.186	90	1 LAP	59.428									
25	1 LAP	57.863	25	1 LAP	57.874									
45	40.938	56.055	45	43.323	56.710									

# Heritage Grand Touring Car Challenge

## GRID - RACE 22

ROW 8	1:29.224 29   Bartholdi/Bartholdi	
ROW 7	1:08.857 52   Van Lanschot/Clegg	1:16.097 25   Bartholdi/Bartholdi
ROW 6	1:06.417 90   Butler/Farthing	1:07.705 47   Cooke/Cooke
ROW 5	1:05.518 74   Thurtle/Bennington	1:06.038 22   Alexander/Needell
ROW 4	1:03.673 98   Miller	1:03.778 24   Thomas/Youles
ROW 3	1:02.587 32   Young/Bryant	1:03.221 55   McCallum/Bussell
ROW 2	1:02.425 6   Yates/Scarborough	1:02.460 45   Hammond/Young
ROW 1	1:01.402 92   McCarthy/McCarthy	1:01.479 9   Streeter

**POLE**



Brands Hatch  
Circuit Length = 1.2262 miles.

**These times are provisional until the conclusion of any judicial and technical matters.**

Clerk of Course:	Stewards:	Timekeeper:
------------------	-----------	-------------

## Heritage Grand Touring Car Challenge

### RACE CLASSIFICATION - RACE 22

POS	NO	CL	NAME	CAR	TIME	LAPS	GAP	MPH	BEST
1	22	C	Alexander/Needell	Aston Martin DB4	45:44.620	47		75.61	53.623
2	74	E	Thurtle/Bennington	Aston Martin V8	45:44.685	47	0.065	75.61	53.130
3	6	D	Yates/Scarborough	Ford Mustang	46:02.615	47	17.995	75.12	53.612
4	92	C	McCarthy/McCarthy	MGB GT V8	46:13.221	47	28.601	74.83	54.196
5	24	C	Thomas/Youles	Lotus Elan	46:01.464	46	1 LAP	73.55	55.122
6	55	C	McCallum/Bussell	Aston Martin DB5	46:05.012	45	2 LAPS	71.86	54.528
7	90	B	Butler/Farthing	Aston Martin V8	46:31.805	44	3 LAPS	69.59	56.735
8	29	D	Bartholdi/Bartholdi	Chevrolet Corvette	46:34.103	44	3 LAPS	69.53	57.230
9	16	A	Turp/Palmer	Talbot Lotus	46:38.092	44	3 LAPS	69.43	58.230
10	52	B	Van Lanschot/Clegg	Aston Martin DB4	46:22.767	40	7 LAPS	63.47	1:01.932
11	47	A	Cooke/Cooke	Golf GTi	46:34.337	38	9 LAPS	60.05	59.201

#### NOT CLASSIFIED

45	D	Hammond/Young	Chevrolet Camaro	23:00.271	21	D.N.F.	67.21	53.876
32	E	Young/Bryant	Morgan +8	15:10.809	14	D.N.F.	67.92	53.551
25	D	Bartholdi/Bartholdi	Chevrolet Camaro	3:56.545	4	D.N.F.	74.93	57.234
9	A	Streeter	Ford Anglia	3:57.281	4	D.N.F.	74.70	57.763

#### FASTEST LAP

74	E	Thurtle/Bennington	Aston Martin V8	53.130	29	83.08mph	133.71kph
6	D	Yates/Scarborough	Ford Mustang	53.612	36	82.33mph	132.51kph
22	C	Alexander/Needell	Aston Martin DB4	53.623	33	82.32mph	132.48kph
90	B	Butler/Farthing	Aston Martin V8	56.735	13	77.80mph	125.21kph
9	A	Streeter	Ford Anglia	57.763	3	76.42mph	122.98kph

Weather / Track : Cloudy / Dry

These results are provisional until the conclusion of any judicial and technical matters.

Brands Hatch

Circuit Length = 1.2262 miles.

Start: 13:48 End: 14:34

Clerk Of Course:	Stewards:	Timekeeper:
------------------	-----------	-------------

## Heritage Grand Touring Car Challenge

### RACE CLASSIFICATION - RACE 22 - LAP CHART

Lap 1			Lap 2			Lap 3			Lap 4			Lap 5		
No	Behind	Laptime	No	Behind	Laptime	No	Behind	Laptime	No	Behind	Laptime	No	Behind	Laptime
92		57.266	6		54.383	6		54.186	6		53.901	6		54.520
6	0.186	57.452	92	0.689	55.258	92	0.992	54.489	92	1.353	54.262	92	1.305	54.472
32	1.141	58.407	32	1.294	54.722	32	1.833	54.725	32	2.327	54.395	32	1.733	53.926
45	1.752	59.018	45	1.707	54.524	45	1.835	54.314	45	2.642	54.708	45	2.369	54.247
22	2.634	59.900	22	2.315	54.250	22	2.649	54.520	22	3.486	54.738	22	3.182	54.216
74	3.658	1:00.924	74	5.278	56.189	74	6.821	55.729	74	8.609	55.689	74	9.148	55.059
55	4.311	1:01.577	55	6.914	57.172	55	8.551	55.823	55	9.645	54.995	55	10.268	55.143
9	5.491	1:02.757	9	8.724	57.802	9	12.301	57.763	24	15.766	57.207	24	18.227	56.981
24	5.516	1:02.782	24	8.954	58.007	24	12.460	57.692	25	16.623	57.234	90	22.007	59.184
25	5.909	1:03.175	25	9.606	58.266	25	13.290	57.870	90	17.343	57.480	16	27.929	58.923
90	6.710	1:03.976	90	10.043	57.902	90	13.764	57.907	9	17.359	58.959	29	36.086	1:01.228
16	8.475	1:05.741	16	14.374	1:00.468	16	19.195	59.007	16	23.526	58.232	52	48.921	1:02.722
29	10.552	1:07.818	29	16.972	1:00.989	29	23.027	1:00.241	29	29.378	1:00.252			
52	13.445	1:10.711	52	22.619	1:03.743	52	31.740	1:03.307	52	40.719	1:02.880			

**Heritage Grand Touring Car Challenge**  
**RACE CLASSIFICATION - RACE 22 - LAP CHART**  
 (contd.)

Lap 6			Lap 7			Lap 8			Lap 9			Lap 10		
No	Behind	Laptime	No	Behind	Laptime	No	Behind	Laptime	No	Behind	Laptime	No	Behind	Laptime
6		54.375	6		54.364	6		1:20.614	6		1:47.535	6		1:33.963
92	1.126	54.196	92	1.189	54.427	92	1.143	1:20.568	92	1.223	1:47.615	92	1.156	1:33.896
32	1.450	54.092	32	1.358	54.272	32	2.545	1:21.801	32	2.771	1:47.761	32	2.104	1:33.296
45	1.870	53.876	45	2.085	54.579	22	3.899	1:20.427	45	3.536	1:47.869	45	2.612	1:33.039
22	3.838	55.031	22	4.086	54.612	45	3.202	1:21.731	22	4.452	1:48.088	22	3.159	1:32.670
47	5 LAPS	5:38.536	52	1 LAP	1:06.150	52	1 LAP	1:19.447	52	1 LAP	1:47.819	52	1 LAP	1:32.647
74	9.822	55.049	74	10.604	55.146	74	6.227	1:16.237	74	6.335	1:47.643	74	5.795	1:33.423
55	10.846	54.953	55	11.390	54.908	55	6.998	1:16.222	55	6.705	1:47.242	55	6.534	1:33.792
24	20.416	56.564	47	5 LAPS	1:03.275	47	5 LAPS	1:13.001	47	5 LAPS	1:44.272	47	5 LAPS	1:33.582
90	26.322	58.690	24	22.526	56.474	24	11.554	1:09.642	24	9.375	1:45.356	24	7.827	1:32.415
16	32.902	59.348	90	29.745	57.787	90	20.669	1:11.538	90	9.918	1:36.784	90	8.319	1:32.364
29	42.807	1:01.096	16	38.316	59.778	16	23.204	1:05.502	16	11.023	1:35.354	16	9.061	1:32.001
			29	55.661	1:07.218	29	45.868	1:10.821	29	14.019	1:15.686	29	10.146	1:30.090

**Heritage Grand Touring Car Challenge**  
**RACE CLASSIFICATION - RACE 22 - LAP CHART**  
 (contd.)

Lap 11			Lap 12			Lap 13			Lap 14			Lap 15		
No	Behind	Laptime	No	Behind	Laptime	No	Behind	Laptime	No	Behind	Laptime	No	Behind	Laptime
6		1:21.857	6		54.308	6		54.127	6		54.227	6		54.460
92	1.759	1:22.460	92	1.732	54.281	32	1.673	53.739	32	0.997	53.551	22	4.708	56.020
45	2.035	1:21.280	32	2.061	54.281	92	2.206	54.601	45	2.579	54.143	74	5.499	54.410
32	2.088	1:21.841	45	2.319	54.592	45	2.663	54.471	22	3.148	54.372	55	8.071	54.783
22	2.598	1:21.296	22	2.938	54.648	22	3.003	54.192	74	5.549	54.245	24	1 LAP	1:47.293P
52	1 LAP	1:23.045	74	5.269	54.207	74	5.531	54.389	55	7.748	54.847	90	20.445	57.770
74	5.370	1:21.432	55	6.379	54.792	55	7.128	54.876	90	17.135	57.097	16	26.509	58.548
55	5.895	1:21.218	24	10.426	56.926	24	12.698	56.399	16	22.421	58.332	47	5 LAPS	59.657
24	7.808	1:21.838	90	11.657	57.963	90	14.265	56.735	47	5 LAPS	59.319	29	34.466	59.845
47	5 LAPS	1:22.307	16	14.013	58.714	16	18.316	58.430	29	29.081	59.610	52	1 LAP	1:01.991
90	8.002	1:21.540	47	5 LAPS	1:03.565	47	5 LAPS	59.647	52	1 LAP	1:02.111	92	49.551	59.907
16	9.607	1:22.403	29	17.856	1:01.960	29	23.698	59.969	92	44.104	1:36.125P			
29	10.204	1:21.915	52	1 LAP	1:08.262	52	1 LAP	1:02.694						

**Heritage Grand Touring Car Challenge**  
**RACE CLASSIFICATION - RACE 22 - LAP CHART**  
 (contd.)

Lap 16			Lap 17			Lap 18			Lap 19			Lap 20		
No	Behind	Laptime	No	Behind	Laptime	No	Behind	Laptime	No	Behind	Laptime	No	Behind	Laptime
6		54.950	6		55.461	22		54.453	55		54.829	55		55.164
45	1 LAP	1:48.417P	22	3.418	54.574	74	1 LAP	1:00.568	52	2 LAPS	1:02.627	52	2 LAPS	1:01.932
22	4.305	54.547	55	8.017	55.242	52	2 LAPS	1:03.546	45	1 LAP	58.471	24	1 LAP	55.551
55	8.236	55.115	45	1 LAP	1:05.005	55	5.108	54.962	24	1 LAP	56.093	45	1 LAP	59.824
24	1 LAP	1:00.176	24	1 LAP	55.956	45	1 LAP	57.421	90	21.734	57.565	22	38.373	59.758
90	22.879	57.384	90	24.651	57.233	24	1 LAP	56.215	16	32.427	58.651	92	40.789	54.440
16	30.098	58.539	16	32.867	58.230	90	24.106	57.326	22	33.779	1:33.716P	74	46.780	54.511
47	5 LAPS	59.963	47	5 LAPS	59.201	16	33.713	58.717	92	41.513	55.092	47	5 LAPS	59.816
29	39.952	1:00.436	29	44.327	59.836	47	5 LAPS	59.362	47	5 LAPS	1:01.012	6	53.508	55.115
92	49.861	55.260	92	49.285	54.885	92	46.358	54.944	29	46.666	59.545			
52	1 LAP	1:02.297				29	47.058	1:00.602	74	47.433	53.691			
74	52.987	1:42.438P				6	52.073	1:49.944P	6	53.557	1:01.421			
						74	53.679	53.456						



**Heritage Grand Touring Car Challenge**  
**RACE CLASSIFICATION - RACE 22 - LAP CHART**  
 (contd.)

Lap 21			Lap 22			Lap 23			Lap 24			Lap 25		
No	Behind	Laptime	No	Behind	Laptime	No	Behind	Laptime	No	Behind	Laptime	No	Behind	Laptime
55		54.798	55		54.528	22		53.954	22		54.472	22		54.148
29	1 LAP	1:03.466	24	1 LAP	55.556	92	3.656	54.977	29	2 LAPS	1:06.496	90	2 LAPS	58.964
24	1 LAP	55.910	90	2 LAPS	2:41.007P	74	6.298	53.163	92	3.754	54.570	92	4.233	54.627
52	2 LAPS	1:02.285	45	1 LAP	1:00.044	6	14.672	53.864	74	4.995	53.169	74	4.425	53.578
45	1 LAP	58.698	52	2 LAPS	1:02.738	55	21.454	1:52.924P	6	14.293	54.093	47	7 LAPS	1:04.415
16	1 LAP	1:53.330P	22	37.516	54.140	16	1 LAP	1:00.776	16	1 LAP	1:00.507	29	2 LAPS	1:00.853
22	37.904	54.329	92	40.149	54.280	24	33.908	55.823	55	34.353	1:07.371	6	13.962	53.817
92	40.397	54.406	74	44.605	53.623	47	6 LAPS	1:07.139	24	35.229	55.793	16	1 LAP	1:00.834
74	45.510	53.528	6	52.278	54.164	90	1 LAP	59.390	52	3 LAPS	2:49.460P	24	36.432	55.351
6	52.642	53.932	16	1 LAP	1:13.008							55	38.474	58.269
			24	1:09.555	55.503									
			47	6 LAPS	2:16.339P									
			29	1 LAP	2:15.957P									
			90	1 LAP	1:06.945									

**Heritage Grand Touring Car Challenge**  
**RACE CLASSIFICATION - RACE 22 - LAP CHART**  
 (contd.)

Lap 26			Lap 27			Lap 28			Lap 29			Lap 30		
No	Behind	Laptime	No	Behind	Laptime	No	Behind	Laptime	No	Behind	Laptime	No	Behind	Laptime
22		54.277	22		54.090	22		54.156	22		54.161	22		53.949
74	5.030	54.882	74	4.545	53.605	74	3.894	53.505	16	2 LAPS	1:01.135	55	1 LAP	59.336
92	5.816	55.860	92	6.550	54.824	92	7.320	54.926	74	2.863	53.130	74	2.905	53.991
90	2 LAPS	59.107	90	2 LAPS	58.412	6	14.797	54.731	92	8.111	54.952	92	8.891	54.729
52	4 LAPS	1:12.397	6	14.222	54.411	90	2 LAPS	58.404	6	14.770	54.134	16	2 LAPS	1:01.127
6	13.901	54.216	29	2 LAPS	1:00.482	29	2 LAPS	59.046	90	2 LAPS	57.474	6	15.280	54.459
47	7 LAPS	1:01.199	52	4 LAPS	1:02.378	52	4 LAPS	1:02.538	29	2 LAPS	58.556	90	2 LAPS	57.439
29	2 LAPS	1:00.770	47	7 LAPS	1:02.853	47	7 LAPS	1:02.077	47	7 LAPS	1:01.161	29	2 LAPS	58.753
24	37.695	55.540	24	39.717	56.112	24	40.956	55.395	52	4 LAPS	1:04.067	24	43.863	55.485
55	42.225	58.028	55	45.999	57.864	55	50.181	58.338	24	42.327	55.532	47	7 LAPS	1:00.186
16	1 LAP	1:01.342	16	1 LAP	1:00.591							52	4 LAPS	1:05.873

**Heritage Grand Touring Car Challenge**  
**RACE CLASSIFICATION - RACE 22 - LAP CHART**  
 (contd.)

Lap 31			Lap 32			Lap 33			Lap 34			Lap 35		
No	Behind	Laptime	No	Behind	Laptime	No	Behind	Laptime	No	Behind	Laptime	No	Behind	Laptime
22		53.626	22		53.658	22		53.623	22		53.725	22		53.824
74	3.765	54.486	74	3.602	53.495	74	3.591	53.612	74	3.776	53.910	29	3 LAPS	57.961
55	1 LAP	59.792	55	1 LAP	57.830	47	8 LAPS	1:02.632	47	8 LAPS	1:00.946	74	3.322	53.370
92	10.458	55.193	92	11.857	55.057	92	13.295	55.061	92	14.265	54.695	92	15.870	55.429
6	15.886	54.232	52	5 LAPS	1:07.214	55	1 LAP	57.744	6	17.615	54.015	6	17.698	53.907
16	2 LAPS	1:00.814	6	16.487	54.259	6	17.325	54.461	55	1 LAP	58.580	47	8 LAPS	1:02.343
90	2 LAPS	57.598	16	2 LAPS	1:00.401	52	5 LAPS	1:06.229	52	5 LAPS	1:04.042	55	1 LAP	57.850
29	2 LAPS	58.632	90	2 LAPS	57.389	16	2 LAPS	1:00.208	16	2 LAPS	1:00.085	90	2 LAPS	58.372
24	45.575	55.338	29	2 LAPS	58.811	90	2 LAPS	57.298	90	2 LAPS	57.500	16	2 LAPS	1:01.432
47	7 LAPS	1:00.212	24	47.124	55.207	24	49.143	55.642	24	51.380	55.962	52	5 LAPS	1:04.771
						29	2 LAPS	58.149				24	53.072	55.516

**Heritage Grand Touring Car Challenge**  
**RACE CLASSIFICATION - RACE 22 - LAP CHART**  
 (contd.)

Lap 36			Lap 37			Lap 38			Lap 39			Lap 40		
No	Behind	Laptime	No	Behind	Laptime	No	Behind	Laptime	No	Behind	Laptime	No	Behind	Laptime
22		53.844	22		54.044	22		53.976	22		53.800	22		53.946
74	3.085	53.607	52	6 LAPS	1:02.927	74	2.261	53.818	74	1.658	53.197	74	1.057	53.345
29	3 LAPS	58.613	24	1 LAP	55.844	16	3 LAPS	1:00.401	24	1 LAP	55.519	90	3 LAPS	58.448
92	16.832	54.806	74	2.419	53.378	24	1 LAP	55.996	16	3 LAPS	1:00.499	24	1 LAP	55.731
6	17.466	53.612	29	3 LAPS	57.747	52	6 LAPS	1:04.461	6	17.046	53.875	16	3 LAPS	1:00.442
55	1 LAP	57.940	6	17.141	53.719	29	3 LAPS	57.230	29	3 LAPS	58.711	6	17.043	53.943
47	8 LAPS	1:02.353	92	17.802	55.014	6	16.971	53.806	92	19.538	54.840	92	20.449	54.857
90	2 LAPS	57.127	55	1 LAP	58.068	92	18.498	54.672	52	6 LAPS	1:04.665	29	3 LAPS	58.802
16	2 LAPS	1:00.162	47	8 LAPS	1:00.951	55	1 LAP	57.878	55	1 LAP	57.844	52	6 LAPS	1:03.094
			90	2 LAPS	57.392	47	8 LAPS	1:00.601	47	8 LAPS	1:00.570	55	1 LAP	58.216
						90	2 LAPS	57.328						

**Heritage Grand Touring Car Challenge**  
**RACE CLASSIFICATION - RACE 22 - LAP CHART**  
 (contd.)

Lap 41			Lap 42			Lap 43			Lap 44			Lap 45		
No	Behind	Laptime	No	Behind	Laptime	No	Behind	Laptime	No	Behind	Laptime	No	Behind	Laptime
22		53.899	22		53.709	22		53.641	22		54.158	22		54.327
74	0.594	53.436	74	0.840	53.955	74	0.603	53.404	74	0.353	53.908	74	0.362	54.336
47	9 LAPS	1:03.714	24	1 LAP	55.545	55	2 LAPS	59.068	55	2 LAPS	58.456	55	2 LAPS	58.872
90	3 LAPS	57.067	90	3 LAPS	57.670	24	1 LAP	55.122	52	7 LAPS	1:05.737	24	1 LAP	55.426
24	1 LAP	55.189	47	9 LAPS	1:02.572	90	3 LAPS	57.602	24	1 LAP	55.745	6	17.786	54.166
6	17.251	54.107	6	17.514	53.972	6	17.970	54.097	6	17.947	54.135	52	7 LAPS	1:04.914
92	21.536	54.986	92	23.014	55.187	47	9 LAPS	1:01.912	90	3 LAPS	57.174	90	3 LAPS	58.372
16	3 LAPS	1:00.684	16	3 LAPS	59.674	92	24.286	54.913	92	25.465	55.337	92	26.201	55.063
29	3 LAPS	57.579	29	3 LAPS	57.393	29	3 LAPS	58.477	47	9 LAPS	1:01.512	47	9 LAPS	1:00.374
52	6 LAPS	1:02.447	52	6 LAPS	1:03.372	16	3 LAPS	1:00.224	29	3 LAPS	57.958	29	3 LAPS	57.548
55	1 LAP	58.993							16	3 LAPS	58.561	16	3 LAPS	58.608

**Heritage Grand Touring Car Challenge**  
**RACE CLASSIFICATION - RACE 22 - LAP CHART**  
 (contd.)

Lap 46			Lap 47			Lap 48			Lap 49			Lap 50		
No	Behind	Laptime	No	Behind	Laptime	No	Behind	Laptime	No	Behind	Laptime	No	Behind	Laptime
22		54.234	22		54.882									
74	0.243	54.115	74	0.065	54.704									
24	1 LAP	55.368	24	1 LAP	56.747									
55	2 LAPS	58.806	6	17.995	55.456									
6	17.421	53.869	55	2 LAPS	59.964									
52	7 LAPS	1:03.896	92	28.601	55.748									
92	27.735	55.768	52	7 LAPS	1:05.331									
90	3 LAPS	1:04.254	90	3 LAPS	1:09.847									
47	9 LAPS	1:01.149	29	3 LAPS	58.630									
29	3 LAPS	58.326	47	9 LAPS	1:00.612									
16	3 LAPS	58.946	16	3 LAPS	59.383									

## John Cooper Challenge QUALIFYING - RACE 13

POS	NO	CL	NAME	NAT	CAR	TIME	LAPS	GAP	MPH
1	10	S	Martin WALLBANK		Mini Cooper S	58.989	19		74.83
2	7	S	Arthur FORSTER		Mini Cooper S	59.027	18	0.038	74.78
3	4	S	Andy SAYLE		Mini Cooper S	59.595	19	0.606	74.07
4	1	S	Mark SPELLER		Mini Cooper S	59.669	19	0.680	73.98
5	5	S	Rob HOLGATE		Mini Cooper S	1:00.475	19	1.486	72.99
6	17	S	Tony SKELTON		Mini Cooper S	1:00.538	18	1.549	72.91
7	2	S	Nick SMITH		Mini Cooper S	1:01.519	18	2.530	71.75
8	55	C	Barney CRAGGS		Mini Cooper	1:01.854	18	2.865	71.36
9	38	C	Stephen CAMPBELL		Mini Cooper	1:02.045	17	3.056	71.14
10	23	C	Paddy MURRAY		Mini Cooper	1:02.204	17	3.215	70.96
11	32	C	Gary ROBERTSHAW		Mini Cooper	1:02.293	17	3.304	70.86
12	26	C	David PHILLIPS		Mini Cooper	1:02.496	17	3.507	70.63
13	33	C	Mick BEAUCHAMP		Mini Cooper	1:02.523	15	3.534	70.60
14	27	C	Gary KOUNNIS		Mini Cooper	1:02.629	17	3.640	70.48
15	35	C	James LOUKES		Mini Cooper	1:02.779	12	3.790	70.31
16	24	C	Rob AUSTIN		Mini Cooper	1:02.819	16	3.830	70.27
17	31	C	James WHELAN		Mini Cooper	1:03.002	17	4.013	70.06
18	21	C	Jonathan SHEPHERD		Mini Cooper	1:03.440	17	4.451	69.58
19	30	C	Mark DRURY		Mini Cooper	1:04.097	16	5.108	68.86
20	28	C	Pete BROWN		Mini Cooper	1:04.601	17	5.612	68.33
21	50	C	Rachel OWEN		Mini Cooper	1:04.947	16	5.958	67.96
22	22	C	Nigel ARMITAGE		Mini Cooper	1:05.014	16	6.025	67.89
23	20	C	Graham PARSONS		Mini Cooper	1:06.393	2	7.404	66.48
24	41	C	Nik ROCHEZ		Mini Cooper	1:07.535	16	8.546	65.36
25	25	C	Susan COX		Mini Cooper	1:09.856	15	10.867	63.19

Weather / Track : Cloudy / Wet

These results are provisional until the conclusion of any judicial and technical matters.

Brands Hatch

Circuit Length = 1.2262 miles.

Start: 09:22 End: 09:48

Clerk Of Course:	Stewards:	Timekeeper:
------------------	-----------	-------------

## John Cooper Challenge QUALIFYING - LAP ANALYSIS

<b>1</b>	<b>Mark SPELLER</b>	Mini Cooper S					
1 -	1:17.866	6 -	1:02.541	11 -	1:00.756	16 -	1:01.732
2 -	1:04.050	7 -	1:13.428	12 -	1:00.400	17 -	1:01.118
3 -	1:01.933	8 -	1:01.393	13 -	1:00.072	18 -	1:00.312
4 -	1:01.734	9 -	1:00.918	14 -	1:00.760	19 -	<b>59.669</b>
5 -	1:01.868	10 -	6:53.945	15 -	1:00.132		
<b>2</b>	<b>Nick SMITH</b>	Mini Cooper S					
1 -	1:26.063	6 -	1:21.331	11 -	1:02.885	16 -	1:02.128
2 -	1:05.453	7 -	1:04.240	12 -	1:02.543	17 -	<b>1:01.519</b>
3 -	1:04.930	8 -	1:03.373	13 -	1:01.930	18 -	1:02.281
4 -	1:04.357	9 -	7:29.660	14 -	1:01.538		
5 -	1:05.132	10 -	1:03.128	15 -	1:02.594		
<b>4</b>	<b>Andy SAYLE</b>	Mini Cooper S					
1 -	1:17.460	6 -	1:03.638	11 -	1:00.943	16 -	1:00.803
2 -	1:04.077	7 -	1:02.887	12 -	1:00.708	17 -	1:00.092
3 -	1:03.139	8 -	1:02.218	13 -	1:00.381	18 -	1:01.105
4 -	1:02.541	9 -	1:01.438	14 -	1:00.188	19 -	<b>59.595</b>
5 -	1:02.003	10 -	6:49.769	15 -	1:00.787		
<b>5</b>	<b>Rob HOLGATE</b>	Mini Cooper S					
1 -	1:18.962	6 -	1:04.043	11 -	1:02.466	16 -	1:01.029
2 -	1:03.685	7 -	1:02.746	12 -	1:01.764	17 -	1:01.365
3 -	1:03.318	8 -	1:02.531	13 -	1:01.546	18 -	1:00.764
4 -	1:03.216	9 -	1:01.822	14 -	1:01.335	19 -	<b>1:00.475</b>
5 -	1:02.310	10 -	6:51.836	15 -	1:02.508		
<b>7</b>	<b>Arthur FORSTER</b>	Mini Cooper S					
1 -	1:23.556	6 -	1:00.732	11 -	59.427	16 -	<b>59.027</b>
2 -	1:02.602	7 -	1:06.596	12 -	59.541	17 -	1:00.752
3 -	1:07.628	8 -	1:06.256	13 -	59.928	18 -	1:00.149
4 -	1:02.348	9 -	7:52.622	14 -	1:00.238		
5 -	1:00.645	10 -	59.963	15 -	1:00.063		
<b>10</b>	<b>Martin WALLBANK</b>	Mini Cooper S					
1 -	1:13.318	6 -	1:01.308	11 -	1:00.845	16 -	1:00.875
2 -	1:02.615	7 -	1:01.151	12 -	1:00.044	17 -	1:00.341
3 -	1:01.453	8 -	1:00.722	13 -	1:01.034	18 -	1:01.660
4 -	1:02.359	9 -	1:00.554	14 -	59.786	19 -	<b>58.989</b>
5 -	1:02.997	10 -	7:02.049	15 -	59.788		



# John Cooper Challenge QUALIFYING - LAP ANALYSIS

(contd.)

<b>17</b>	<b>Tony SKELTON</b>	Mini Cooper S			
1 - 1:21.205	6 - 1:03.645	11 - 1:01.567	16 - 1:00.759		
2 - 1:04.623	7 - 1:02.958	12 - 2:24.071P	17 - 1:00.702		
3 - 1:02.536	8 - 1:02.383	13 - 1:12.527	18 - <b>1:00.538</b>		
4 - 1:02.473	9 - 1:01.124	14 - 1:01.211			
5 - 1:02.351	10 - 6:46.835	15 - 1:01.667			
<b>20</b>	<b>Graham PARSONS</b>	Mini Cooper			
1 - 1:54.290					
2 - <b>1:06.393</b>					
<b>21</b>	<b>Jonathan SHEPHERD</b>	Mini Cooper			
1 - 1:37.845	6 - 1:05.499	11 - 1:11.143	16 - 1:05.530		
2 - 1:07.826	7 - 1:05.127	12 - 1:04.928	17 - <b>1:03.440</b>		
3 - 1:08.520	8 - 1:04.140	13 - 1:04.869			
4 - 1:07.927	9 - 7:57.450P	14 - 1:07.127			
5 - 1:05.637	10 - 1:16.179	15 - 1:04.584			
<b>22</b>	<b>Nigel ARMITAGE</b>	Mini Cooper			
1 - 1:39.590	6 - 1:11.712	11 - 1:06.449	16 - 1:05.362		
2 - 1:10.623	7 - 1:13.903	12 - 1:06.884			
3 - 1:08.512	8 - 8:05.168	13 - <b>1:05.014</b>			
4 - 1:19.651	9 - 1:07.693	14 - 1:08.162			
5 - 1:20.717	10 - 1:06.395	15 - 1:05.301			
<b>23</b>	<b>Paddy MURRAY</b>	Mini Cooper			
1 - 1:35.823	6 - 1:03.704	11 - 1:04.147	16 - 1:02.698		
2 - 1:06.008	7 - 1:04.608	12 - 1:03.314	17 - <b>1:02.204</b>		
3 - 1:05.234	8 - 1:03.701	13 - 1:03.303			
4 - 1:04.795	9 - 8:11.568	14 - 1:02.634			
5 - 1:04.045	10 - 1:03.227	15 - 1:03.448			
<b>24</b>	<b>Rob AUSTIN</b>	Mini Cooper			
1 - 1:53.880	6 - 1:07.589	11 - 1:04.188	16 - 1:04.212		
2 - 1:09.151	7 - 1:07.182	12 - 1:03.869			
3 - 1:11.179	8 - 8:07.964	13 - 1:03.734			
4 - 1:08.612	9 - 1:05.968	14 - 1:03.464			
5 - 1:07.076	10 - 1:04.957	15 - <b>1:02.819</b>			

# John Cooper Challenge QUALIFYING - LAP ANALYSIS

(contd.)

<b>25</b>	<b>Susan COX</b>	Mini Cooper			
1 - 1:48.824	6 - 1:11.462	11 - 1:12.548			
2 - 1:12.159	7 - 1:10.849	12 - 1:10.282			
3 - 1:13.406	8 - 8:03.898	13 - 1:11.541			
4 - 1:13.997	9 - 1:12.125	14 - 1:11.456			
5 - 1:12.812	10 - 1:11.319	15 - <b>1:09.856</b>			
<b>26</b>	<b>David PHILLIPS</b>	Mini Cooper			
1 - 1:40.225	6 - 1:08.141	11 - 1:03.439	16 - 1:03.735		
2 - 1:09.851	7 - 1:03.710	12 - 1:03.670	17 - 1:03.017		
3 - 1:06.916	8 - 1:04.230	13 - 1:03.089			
4 - 1:06.229	9 - 7:24.941	14 - <b>1:02.496</b>			
5 - 1:04.849	10 - 1:06.006	15 - 1:04.586			
<b>27</b>	<b>Gary KOUNNIS</b>	Mini Cooper			
1 - 1:33.861	6 - 1:04.752	11 - 1:03.398	16 - 1:02.790		
2 - 1:08.057	7 - 1:04.596	12 - 1:04.216	17 - <b>1:02.629</b>		
3 - 1:07.234	8 - 1:04.061	13 - 1:03.558			
4 - 1:05.627	9 - 7:51.635	14 - 1:03.835			
5 - 1:04.802	10 - 1:03.457	15 - 1:03.410			
<b>28</b>	<b>Pete BROWN</b>	Mini Cooper			
1 - 1:35.229	6 - 1:09.275	11 - 1:06.524	16 - 1:05.248		
2 - 1:09.893	7 - 1:05.617	12 - 1:07.281	17 - <b>1:04.601</b>		
3 - 1:08.638	8 - 1:05.462	13 - 1:04.948			
4 - 1:11.092	9 - 7:25.486	14 - 1:04.865			
5 - 1:06.549	10 - 1:05.769	15 - 1:05.113			
<b>30</b>	<b>Mark DRURY</b>	Mini Cooper			
1 - 1:58.930	6 - 1:06.928	11 - 1:04.681	16 - 1:05.578		
2 - 1:08.648	7 - 1:06.554	12 - <b>1:04.097</b>			
3 - 1:08.695	8 - 8:09.968	13 - 1:20.879			
4 - 1:07.023	9 - 1:05.492	14 - 1:05.675			
5 - 1:08.827	10 - 1:04.329	15 - 1:04.214			
<b>31</b>	<b>James WHELAN</b>	Mini Cooper			
1 - 1:41.151	6 - 1:04.377	11 - 1:03.674	16 - 1:03.894		
2 - 1:08.140	7 - 1:03.728	12 - 1:03.724	17 - 1:03.634		
3 - 1:06.007	8 - 1:04.104	13 - 1:03.579			
4 - 1:05.948	9 - 7:28.067	14 - 1:04.712			
5 - 1:04.816	10 - 1:04.618	15 - <b>1:03.002</b>			

## John Cooper Challenge QUALIFYING - LAP ANALYSIS

(contd.)

<b>32</b>	<b>Gary ROBERTSHAW</b>	Mini Cooper			
1 - 1:27.406	6 - 1:05.591	11 - 1:07.205	16 - 1:02.378		
2 - 1:07.796	7 - 1:03.048	12 - 1:02.805	17 - 1:02.516		
3 - 1:04.538	8 - 1:07.376	13 - 1:02.476			
4 - 1:03.330	9 - 8:21.514	14 - <b>1:02.293</b>			
5 - 1:03.868	10 - 1:03.272	15 - 1:02.405			
<b>33</b>	<b>Mick BEAUCHAMP</b>	Mini Cooper			
1 - 1:47.629	6 - 1:04.456	11 - 1:40.157			
2 - 1:06.883	7 - 1:03.774	12 - 1:04.692			
3 - 1:05.407	8 - 1:03.654	13 - <b>1:02.523</b>			
4 - 1:05.281	9 - 7:27.650	14 - 1:02.916			
5 - 1:04.028	10 - 3:02.138P	15 - 1:03.064			
<b>35</b>	<b>James LOUKES</b>	Mini Cooper			
1 - 1:54.640	6 - 1:04.646	11 - 1:03.232			
2 - 1:05.594	7 - 1:05.062	12 - <b>1:02.779</b>			
3 - 1:16.455	8 - 1:03.142				
4 - 1:07.538	9 - X:00.000P				
5 - 1:05.725	10 - 1:15.959				
<b>38</b>	<b>Stephen CAMPBELL</b>	Mini Cooper			
1 - 1:30.814	6 - 1:04.378	11 - 1:02.729	16 - <b>1:02.045</b>		
2 - 1:03.855	7 - 1:02.466	12 - 1:02.190	17 - 1:03.779		
3 - 1:03.114	8 - 1:06.840	13 - 1:02.287			
4 - 1:04.218	9 - 8:02.853	14 - 1:02.333			
5 - 1:04.743	10 - 1:02.479	15 - 1:05.826			
<b>41</b>	<b>Nik ROCHEZ</b>	Mini Cooper			
1 - 1:59.419	6 - 1:11.597	11 - 1:10.405	16 - 1:08.539		
2 - 1:14.115	7 - 1:08.719	12 - 1:08.590			
3 - 1:16.115	8 - 7:32.443	13 - 1:10.875			
4 - 1:12.899	9 - 1:09.798	14 - 1:09.348			
5 - 1:14.886	10 - 1:08.630	15 - <b>1:07.535</b>			
<b>50</b>	<b>Rachel OWEN</b>	Mini Cooper			
1 - 1:59.456	6 - 1:07.773	11 - 1:06.504	16 - 1:05.045		
2 - 1:10.049	7 - 1:06.486	12 - 1:05.634			
3 - 1:10.153	8 - 8:03.748	13 - 1:05.165			
4 - 1:09.181	9 - 1:05.713	14 - <b>1:04.947</b>			
5 - 1:09.924	10 - 1:06.037	15 - 1:06.855			

# John Cooper Challenge QUALIFYING - LAP ANALYSIS

(contd.)

<b>55</b>	<b>Barney CRAGGS</b>		<b>Mini Cooper</b>	
1 - 1:48.988	6 - 1:03.932	11 - 1:03.383	16 - 1:02.140	
2 - 1:07.068	7 - 1:03.733	12 - 1:02.626	17 - 1:02.561	
3 - 1:05.537	8 - 1:04.195	13 - 1:02.482	18 - 1:02.029	
4 - 1:10.206	9 - 7:23.295	14 - <b>1:01.854</b>		
5 - 1:04.492	10 - 1:04.158	15 - 1:02.123		

# John Cooper Challenge

## GRID - RACE 13

ROW 13	25	COX			
ROW 12		20	PARSONS	41	ROCHEZ
ROW 11	50	OWEN	22	ARMITAGE	
ROW 10		30	DRURY	28	BROWN
ROW 9	31	WHELAN	21	SHEPHERD	
ROW 8		35	LOUKES	24	AUSTIN
ROW 7	33	BEAUCHAMP	27	KOUNNIS	
ROW 6		32	ROBERTSHAW	26	PHILLIPS
ROW 5	38	CAMPBELL	23	MURRAY	
ROW 4		2	SMITH	55	CRAGGS
ROW 3	5	HOLGATE	17	SKELTON	
ROW 2		4	SAYLE	1	SPELLER
ROW 1	10	WALLBANK	7	FORSTER	
		POLE			

Weather / Track : Cloudy / Wet  
 These results are provisional until the conclusion of any judicial and technical matters.

Brands Hatch  
 Circuit Length = 1.2262 miles.  
 Start: 09:22 End: 09:48

Clerk Of Course:	Stewards:	Timekeeper:
------------------	-----------	-------------

# John Cooper Challenge

## RACE CLASSIFICATION - RACE 13

POS	NO	CL	NAME	NAT	CAR	TIME	LAPS	GAP	MPH	BEST
1	7	S	Arthur FORSTER		Mini Cooper S	15:46.287	16		74.71	57.701
2	10	S	Martin WALLBANK		Mini Cooper S	15:46.768	16	0.481	74.67	57.592
3	4	S	Andy SAYLE		Mini Cooper S	15:52.323	16	6.036	74.23	57.845
4	1	S	Mark SPELLER		Mini Cooper S	15:54.354	16	8.067	74.07	57.936
5	5	S	Rob HOLGATE		Mini Cooper S	15:58.192	16	11.905	73.78	58.197
6	2	S	Nick SMITH		Mini Cooper S	16:06.580	16	20.293	73.14	58.563
7	23	C	Paddy MURRAY		Mini Cooper	16:28.137	16	41.850	71.54	1:00.269
8	38	C	Stephen CAMPBELL		Mini Cooper	16:28.424	16	42.137	71.52	1:00.119
9	32	C	Gary ROBERTSHAW		Mini Cooper	16:29.417	16	43.130	71.45	59.993
10	55	C	Barney CRAGGS		Mini Cooper	16:29.691	16	43.404	71.43	1:00.115
11	26	C	David PHILLIPS		Mini Cooper	16:30.059	16	43.772	71.40	1:00.193
12	33	C	Mick BEAUCHAMP		Mini Cooper	16:32.280	16	45.993	71.24	1:00.475
13	24	C	Rob AUSTIN		Mini Cooper	16:33.383	16	47.096	71.16	1:00.386
14	35	C	James LOUKES		Mini Cooper	16:34.682	16	48.395	71.07	1:00.171
15	21	C	Jonathan SHEPHERD		Mini Cooper	16:38.784	16	52.497	70.78	1:00.878
16	20	C	Graham PARSONS		Mini Cooper	16:46.047	16	59.760	70.27	1:00.866
17	31	C	James WHELAN		Mini Cooper	15:48.535	15	1 LAP	69.87	1:00.922
18	30	C	Mark DRURY		Mini Cooper	15:49.237	15	1 LAP	69.82	1:01.111
19	28	C	Pete BROWN		Mini Cooper	15:51.946	15	1 LAP	69.62	1:01.773
20	22	C	Nigel ARMITAGE		Mini Cooper	15:57.284	15	1 LAP	69.24	1:01.904
21	50	C	Rachel OWEN		Mini Cooper	16:01.031	15	1 LAP	68.97	1:02.133
22	41	C	Nik ROCHEZ		Mini Cooper	16:04.006	15	1 LAP	68.75	1:02.264
23	25	C	Susan COX		Mini Cooper	16:19.619	14	2 LAPS	63.15	1:05.964

### NOT CLASSIFIED

27	C	Gary KOUNNIS		Mini Cooper	11:20.161	11	D.N.F.	71.49	1:00.271
----	---	--------------	--	-------------	-----------	----	--------	-------	----------

### FASTEST LAP

10	S	Martin WALLBANK		Mini Cooper S	57.592	3	76.64mph	123.35kph
32	C	Gary ROBERTSHAW		Mini Cooper	59.993	3	73.58mph	118.41kph

Weather / Track : Cloudy / Damp

These results are provisional until the conclusion of any judicial and technical matters.

Brands Hatch

Circuit Length = 1.2262 miles.

Start: 16:11 End: 16:26

Clerk Of Course:	Stewards:	Timekeeper:
------------------	-----------	-------------

## John Cooper Challenge

### RACE CLASSIFICATION - RACE 13 - LAP CHART

Lap 1			Lap 2			Lap 3			Lap 4			Lap 5		
No	Behind	Laptime	No	Behind	Laptime	No	Behind	Laptime	No	Behind	Laptime	No	Behind	Laptime
10		1:04.935	10		58.538	10		57.592	10		57.821	10		57.612
7	0.137	1:05.072	7	0.165	58.566	7	0.274	57.701	7	0.324	57.871	7	0.701	57.989
4	0.913	1:05.848	4	0.564	58.189	4	0.878	57.906	4	0.902	57.845	4	1.144	57.854
1	1.310	1:06.245	1	1.020	58.248	1	1.364	57.936	1	1.660	58.117	1	2.288	58.240
5	1.846	1:06.781	5	1.918	58.610	5	2.565	58.239	5	2.941	58.197	5	3.836	58.507
2	2.955	1:07.890	2	3.530	59.113	2	5.051	59.113	2	5.793	58.563	2	7.184	59.003
55	4.669	1:09.604	55	6.246	1:00.115	55	8.838	1:00.184	55	11.285	1:00.268	55	13.953	1:00.280
23	5.271	1:10.206	23	7.148	1:00.415	23	9.825	1:00.269	23	12.381	1:00.377	23	15.147	1:00.378
38	5.560	1:10.495	38	7.630	1:00.608	38	10.300	1:00.262	38	12.598	1:00.119	38	15.440	1:00.454
27	6.179	1:11.114	32	8.224	1:00.533	32	10.625	59.993	32	13.146	1:00.342	32	15.741	1:00.207
32	6.229	1:11.164	35	8.934	1:01.009	35	11.790	1:00.448	35	14.140	1:00.171	35	16.830	1:00.302
35	6.463	1:11.398	27	9.200	1:01.559	27	12.090	1:00.482	27	14.574	1:00.305	27	17.233	1:00.271
26	6.934	1:11.869	26	9.472	1:01.076	26	12.494	1:00.614	26	14.866	1:00.193	26	17.767	1:00.513
33	7.383	1:12.318	33	10.222	1:01.377	33	13.187	1:00.557	33	15.913	1:00.547	33	19.154	1:00.853
24	7.931	1:12.866	24	10.646	1:01.253	24	13.538	1:00.484	24	16.103	1:00.386	24	19.660	1:01.169
21	8.385	1:13.320	21	10.858	1:01.011	21	14.144	1:00.878	21	17.273	1:00.950	21	20.875	1:01.214
31	8.855	1:13.790	31	11.538	1:01.221	31	14.868	1:00.922	31	18.256	1:01.209	31	22.644	1:02.000
30	9.328	1:14.263	20	12.258	1:01.273	20	15.532	1:00.866	20	18.747	1:01.036	20	22.786	1:01.651
20	9.523	1:14.458	30	12.960	1:02.170	30	16.580	1:01.212	30	20.040	1:01.281	30	23.539	1:01.111
28	10.380	1:15.315	28	14.665	1:02.823	28	18.846	1:01.773	28	23.552	1:02.527	28	29.415	1:03.475
22	11.089	1:16.024	22	15.727	1:03.176	22	20.988	1:02.853	22	26.763	1:03.596	22	31.055	1:01.904
50	11.517	1:16.452	50	16.118	1:03.139	50	21.365	1:02.839	50	27.086	1:03.542	50	31.856	1:02.382
41	12.132	1:17.067	41	16.774	1:03.180	41	22.085	1:02.903	41	27.709	1:03.445	41	32.484	1:02.387
25	18.157	1:23.092	25	28.338	1:08.719	25	40.370	1:09.624	25	51.449	1:08.900			

**John Cooper Challenge**  
**RACE CLASSIFICATION - RACE 13 - LAP CHART**  
 (contd.)

Lap 6			Lap 7			Lap 8			Lap 9			Lap 10		
No	Behind	Laptime	No	Behind	Laptime	No	Behind	Laptime	No	Behind	Laptime	No	Behind	Laptime
10		58.060	10		57.939	10		58.302	10		58.440	10		58.508
7	0.451	57.810	7	0.606	58.094	7	0.380	58.076	7	0.323	58.383	7	0.181	58.366
4	2.350	59.266	4	2.556	58.145	4	2.595	58.341	4	2.806	58.651	4	3.308	59.010
1	2.775	58.547	1	3.485	58.649	1	4.349	59.166	1	5.107	59.198	1	5.916	59.317
5	4.656	58.880	5	5.745	59.028	5	6.311	58.868	5	7.039	59.168	5	7.893	59.362
25	1 LAP	1:10.358	2	10.529	59.667	2	11.881	59.654	2	13.323	59.882	2	14.570	59.755
2	8.801	59.677	25	1 LAP	1:08.532	55	22.216	1:01.143	55	24.902	1:01.126	23	28.388	1:01.797
55	16.493	1:00.600	55	19.375	1:00.821	23	22.620	1:00.959	23	25.099	1:00.919	55	28.613	1:02.219
23	17.380	1:00.293	23	19.963	1:00.522	38	23.069	1:00.892	38	25.700	1:01.071	38	28.907	1:01.715
38	17.757	1:00.377	38	20.479	1:00.661	32	23.813	1:01.263	32	26.436	1:01.063	32	29.431	1:01.503
32	18.134	1:00.453	32	20.852	1:00.657	35	24.919	1:01.224	35	27.330	1:00.851	35	30.066	1:01.244
35	19.230	1:00.460	35	21.997	1:00.706	27	25.259	1:01.085	27	27.676	1:00.857	27	30.568	1:01.400
27	19.576	1:00.403	27	22.476	1:00.839	26	26.526	1:01.621	26	29.337	1:01.251	26	31.821	1:00.992
26	20.381	1:00.674	26	23.207	1:00.765	33	27.875	1:01.733	33	30.823	1:01.388	33	33.246	1:00.931
33	21.569	1:00.475	33	24.444	1:00.814	24	28.585	1:01.327	24	31.333	1:01.188	24	33.762	1:00.937
24	22.381	1:00.781	24	25.560	1:01.118	21	30.724	1:01.482	21	33.934	1:01.650	21	37.050	1:01.624
21	24.140	1:01.325	21	27.544	1:01.343	25	1 LAP	1:12.397	20	36.955	1:01.270	20	39.943	1:01.496
31	27.587	1:03.003	20	31.186	1:01.521	20	34.125	1:01.241	31	40.484	1:02.874	31	44.699	1:02.723
20	27.604	1:02.878	31	32.090	1:02.442	31	36.050	1:02.262	30	41.021	1:03.066	30	45.203	1:02.690
30	28.084	1:02.605	30	32.498	1:02.353	30	36.395	1:02.199	25	1 LAP	1:10.203	28	50.508	1:03.500
28	34.079	1:02.724	28	38.045	1:01.905	28	41.722	1:01.979	28	45.516	1:02.234	22	51.284	1:02.735
22	34.921	1:01.926	22	39.442	1:02.460	22	43.317	1:02.177	22	47.057	1:02.180	50	52.821	1:03.337
50	35.929	1:02.133	50	40.233	1:02.243	50	44.090	1:02.159	50	47.992	1:02.342	25	1 LAP	1:10.117
41	37.520	1:03.096	41	41.845	1:02.264	41	45.931	1:02.388	41	50.040	1:02.549	41	54.611	1:03.079



**John Cooper Challenge**  
**RACE CLASSIFICATION - RACE 13 - LAP CHART**  
 (contd.)

Lap 11			Lap 12			Lap 13			Lap 14			Lap 15		
No	Behind	Laptime	No	Behind	Laptime	No	Behind	Laptime	No	Behind	Laptime	No	Behind	Laptime
7		58.966	7		1:00.175	7		1:00.081	7		59.731	7		59.442
10	0.750	59.897	10	0.387	59.812	50	1 LAP	1:03.658	10	0.385	59.722	10	0.485	59.542
4	3.359	59.198	4	2.993	59.809	10	0.394	1:00.088	22	1 LAP	1:04.617	28	1 LAP	1:03.329
1	6.585	59.816	25	2 LAPS	1:09.122	4	3.485	1:00.573	50	1 LAP	1:03.417	4	5.602	1:00.390
5	8.805	1:00.059	1	6.399	59.989	41	1 LAP	1:05.066	4	4.654	1:00.900	22	1 LAP	1:04.046
2	15.505	1:00.082	5	8.701	1:00.071	1	6.376	1:00.058	1	6.980	1:00.335	1	8.321	1:00.783
23	30.913	1:01.672	2	15.735	1:00.405	5	9.387	1:00.767	41	1 LAP	1:04.532	50	1 LAP	1:06.145
38	31.889	1:02.129	23	32.943	1:02.205	25	2 LAPS	1:08.281	5	10.712	1:01.056	5	11.388	1:00.118
32	32.425	1:02.141	38	33.331	1:01.617	2	16.521	1:00.867	2	18.055	1:01.265	41	1 LAP	1:04.745
55	32.914	1:03.448	32	34.242	1:01.992	23	34.816	1:01.954	25	2 LAPS	1:07.267	2	19.557	1:00.944
35	33.014	1:02.095	55	34.392	1:01.653	38	35.407	1:02.157	23	37.156	1:02.071	25	2 LAPS	1:07.043
27	33.267	1:01.846	26	36.386	1:02.437	32	36.914	1:02.753	38	37.468	1:01.792	23	39.901	1:02.187
26	34.124	1:01.450	33	37.414	1:02.025	55	37.464	1:03.153	32	39.019	1:01.836	38	40.115	1:02.089
33	35.564	1:01.465	35	37.460	1:04.621	26	38.401	1:02.096	55	39.401	1:01.668	32	41.677	1:02.100
24	36.083	1:01.468	24	37.895	1:01.987	33	39.371	1:02.038	26	40.516	1:01.846	55	41.964	1:02.005
21	39.958	1:02.055	21	42.091	1:02.308	35	40.200	1:02.821	33	41.737	1:02.097	26	42.619	1:01.545
20	42.880	1:02.084	20	45.205	1:02.500	24	40.309	1:02.495	24	42.289	1:01.711	24	44.376	1:01.529
31	48.146	1:02.594	31	52.208	1:04.237	21	44.663	1:02.653	35	42.890	1:02.421	33	44.521	1:02.226
30	49.067	1:03.011	30	52.675	1:03.783	20	48.391	1:03.267	21	47.459	1:02.527	35	45.855	1:02.407
28	53.386	1:02.025	28	56.271	1:03.060	31	55.377	1:03.250	20	51.745	1:03.085	21	50.175	1:02.158
22	54.604	1:02.467	22	58.264	1:03.835	30	55.849	1:03.255	31	58.228	1:02.582	20	55.886	1:03.583
50	56.759	1:03.085				28	58.781	1:02.591	30	59.391	1:03.273			
41	59.193	1:03.729												

**John Cooper Challenge**  
**RACE CLASSIFICATION - RACE 13 - LAP CHART**  
 (contd.)

Lap 16			Lap 17			Lap 18			Lap 19			Lap 20		
No	Behind	Laptime	No	Behind	Laptime	No	Behind	Laptime	No	Behind	Laptime	No	Behind	Laptime
7		59.964												
10	0.481	59.960												
31	1 LAP	1:03.426												
30	1 LAP	1:02.965												
28	1 LAP	1:02.686												
4	6.036	1:00.398												
1	8.067	59.710												
22	1 LAP	1:03.288												
5	11.905	1:00.481												
50	1 LAP	1:04.158												
41	1 LAP	1:03.576												
2	20.293	1:00.700												
25	2 LAPS	1:05.964												
23	41.850	1:01.913												
38	42.137	1:01.986												
32	43.130	1:01.417												
55	43.404	1:01.404												
26	43.772	1:01.117												
33	45.993	1:01.436												
24	47.096	1:02.684												
35	48.395	1:02.504												
21	52.497	1:02.286												
20	59.760	1:03.838												

## Fiesta Championship QUALIFYING - RACE 14 - AMENDED

POS	NO	CL	NAME	NAT	CAR	TIME	LAPS	GAP	MPH
1	21	A	Richard CASEY		Ford Fiesta Si	1:00.120	15		73.42
2	10	A	Brian ROPER		Ford Fiesta Si	1:00.205	15	0.085	73.32
3	3	A	David ABBOTT		Ford Fiesta Si	1:00.434	12	0.314	73.04
4	44	A	Andy NEATE		Ford Fiesta Si	1:00.514	15	0.394	72.94
5	61	A	Peter DANIELS		Ford Fiesta Si	1:00.810	11	0.690	72.59
6	69	A	Torsten SKEEN		Ford Fiesta Si	1:00.853	14	0.733	72.54
7	15	B	Andrew TAYLOR		Ford Fiesta Zetec	1:01.822	14	1.702	71.40
8	7	B	Matthew EAGLAND		Ford Fiesta Zetec	1:01.924	14	1.804	71.28
9	17	B	Keith CHAPMAN		Ford Fiesta Zetec	1:01.946	14	1.826	71.26
10	1	B	Terence CLARK		Ford Fiesta Zetec	1:01.970	12	1.850	71.23
11	22	B	Daniel ROSE		Ford Fiesta Zetec	1:02.066	14	1.946	71.12
12	2	A	Barry EDWARDS		Ford Fiesta Si	1:02.347	13	2.227	70.80
13	0	A	Roger MAHONEY		Ford Fiesta Si	1:02.634	13	2.514	70.47
14	28	B	John JONES		Ford Fiesta Zetec	1:02.697	14	2.577	70.40
15	23	B	Simon LAY		Ford Fiesta Zetec	1:03.549	13	3.429	69.46
16	5	A	AI DALY		Ford Fiesta Si	1:03.955	13	3.835	69.02
17	16	A	Tim BENNETT		Ford Fiesta Si	1:04.146	13	4.026	68.81
18	14	A	Ray TUNNEY		Ford Fiesta Si	1:05.249	7	5.129	67.65
19	20	A	Phil SIMPSON		Ford Fiesta Si	1:05.714	13	5.594	67.17
20	4	B	Brian CRABB		Ford Fiesta Zetec	1:05.981	13	5.861	66.90
21	63	A	Simon COPE		Ford Fiesta Si	1:07.123	12	7.003	65.76
22	45	A	Simon ARNOLD		Ford Fiesta Si	1:07.587	13	7.467	65.31

Weather / Track : Cloudy / Wet

These times are provisional until the conclusion of any judicial and technical matters.

Brands Hatch

Circuit Length = 1.2262 miles.

Start: 10:06 End: 10:21

Clerk Of Course:	Stewards:	Timekeeper:
------------------	-----------	-------------

## Fiesta Championship QUALIFYING - LAP ANALYSIS

<b>0</b>	<b>Roger MAHONEY</b>	Ford Fiesta Si			
1 -	1:32.912	6 -	1:05.557	11 -	1:03.063
2 -	1:07.045	7 -	1:18.686	12 -	1:03.128
3 -	1:05.726	8 -	1:36.307	13 -	<b>1:02.634</b>
4 -	1:06.421	9 -	1:05.267		
5 -	1:05.201	10 -	1:04.470		
<b>1</b>	<b>Terence CLARK</b>	Ford Fiesta Zetec			
1 -	1:24.956	6 -	1:02.456	11 -	1:02.798
2 -	1:05.961	7 -	1:03.220	12 -	1:02.861
3 -	1:03.308	8 -	1:02.439		
4 -	1:04.012	9 -	<b>1:01.970</b>		
5 -	1:02.377	10 -	1:03.054		
<b>2</b>	<b>Barry EDWARDS</b>	Ford Fiesta Si			
1 -	2:02.652	6 -	1:05.146	11 -	1:02.678
2 -	1:07.868	7 -	1:04.712	12 -	1:06.936
3 -	1:07.856	8 -	1:05.185	13 -	<b>1:02.347</b>
4 -	1:05.686	9 -	1:04.095		
5 -	1:05.053	10 -	1:03.061		
<b>3</b>	<b>David ABBOTT</b>	Ford Fiesta Si			
1 -	3:48.216	6 -	1:01.482	11 -	1:01.110
2 -	1:04.122	7 -	1:02.428	12 -	<b>1:00.434</b>
3 -	1:03.791	8 -	1:00.991		
4 -	1:01.547	9 -	1:01.198		
5 -	1:01.529	10 -	1:00.576		
<b>4</b>	<b>Brian CRABB</b>	Ford Fiesta Zetec			
1 -	2:07.220	6 -	1:09.626	11 -	1:08.254
2 -	1:12.472	7 -	1:07.590	12 -	1:06.270
3 -	1:11.154	8 -	1:06.981	13 -	1:06.611
4 -	1:10.892	9 -	1:06.598		
5 -	1:08.805	10 -	<b>1:05.981</b>		
<b>5</b>	<b>AI DALY</b>	Ford Fiesta Si			
1 -	1:53.876	6 -	1:06.830	11 -	1:04.213
2 -	1:09.890	7 -	1:04.560	12 -	1:05.079
3 -	1:08.628	8 -	1:05.510	13 -	<b>1:03.955</b>
4 -	1:06.846	9 -	1:06.027		
5 -	1:06.282	10 -	1:05.175		

# Fiesta Championship QUALIFYING - LAP ANALYSIS

(contd.)

<b>7</b>	<b>Matthew EAGLAND</b>	Ford Fiesta Zetec		
1 - 1:39.555	6 - 1:03.253	11 - 1:03.029		
2 - 1:10.856	7 - 1:03.800	12 - 1:03.631		
3 - 1:07.208	8 - 1:05.080	13 - 1:03.910		
4 - 1:05.458	9 - 1:02.562	14 - <b>1:01.924</b>		
5 - 1:04.108	10 - 1:02.238			
<b>10</b>	<b>Brian ROPER</b>	Ford Fiesta Si		
1 - 1:24.071	6 - 1:01.455	11 - 1:01.768		
2 - 1:05.750	7 - 1:05.700	12 - 1:00.678		
3 - 1:02.453	8 - 1:00.539	13 - 1:00.418		
4 - 1:01.538	9 - 1:03.995	14 - <b>1:00.205</b>		
5 - 1:01.831	10 - 1:02.154	15 - 1:03.598		
<b>14</b>	<b>Ray TUNNEY</b>	Ford Fiesta Si		
1 - 1:22.757	6 - 1:05.575			
2 - 1:11.276	7 - 1:09.737			
3 - 1:11.198				
4 - 1:06.639				
5 - <b>1:05.249</b>				
<b>15</b>	<b>Andrew TAYLOR</b>	Ford Fiesta Zetec		
1 - 1:25.117	6 - 1:03.171	11 - 1:03.125		
2 - 1:08.760	7 - 1:03.096	12 - 1:02.495		
3 - 1:03.772	8 - 1:03.455	13 - 1:03.565		
4 - 1:03.097	9 - 1:03.753	14 - <b>1:01.822</b>		
5 - 1:02.803	10 - 1:02.289			
<b>16</b>	<b>Tim BENNETT</b>	Ford Fiesta Si		
1 - 1:53.143	6 - 1:07.680	11 - 1:04.258		
2 - 1:09.538	7 - 1:04.812	12 - 1:09.684		
3 - 1:09.026	8 - 1:07.024	13 - 1:04.646		
4 - 1:07.081	9 - 1:05.058			
5 - 1:07.475	10 - <b>1:04.146</b>			
<b>17</b>	<b>Keith CHAPMAN</b>	Ford Fiesta Zetec		
1 - 1:26.906	6 - 1:03.563	11 - 1:02.606		
2 - 1:09.507	7 - 1:02.905	12 - 1:01.955		
3 - 1:06.309	8 - 1:02.945	13 - <b>1:01.946</b>		
4 - 1:05.711	9 - 1:04.019	14 - 1:02.134		
5 - 1:05.859	10 - 1:03.132			

# Fiesta Championship QUALIFYING - LAP ANALYSIS

(contd.)

<b>20</b>	<b>Phil SIMPSON</b>	Ford Fiesta Si			
1 -	1:47.219	6 -	1:07.543	11 -	1:06.680
2 -	1:11.865	7 -	1:06.784	12 -	1:06.355
3 -	1:08.676	8 -	1:09.527	13 -	<b>1:05.714</b>
4 -	1:08.534	9 -	1:07.619		
5 -	1:07.870	10 -	1:07.245		
<b>21</b>	<b>Richard CASEY</b>	Ford Fiesta Si			
1 -	1:20.654	6 -	1:01.220	11 -	1:00.763
2 -	1:02.123	7 -	1:02.362	12 -	<b>1:00.120</b>
3 -	1:01.384	8 -	1:00.359	13 -	1:00.514
4 -	1:01.353	9 -	1:00.909	14 -	1:00.504
5 -	1:01.791	10 -	1:00.367	15 -	1:00.293
<b>22</b>	<b>Daniel ROSE</b>	Ford Fiesta Zetec			
1 -	1:40.385	6 -	1:02.955	11 -	1:02.777
2 -	1:09.031	7 -	1:05.162	12 -	1:02.532
3 -	1:05.057	8 -	1:03.196	13 -	<b>1:02.066</b>
4 -	1:03.785	9 -	1:02.415	14 -	1:02.219
5 -	1:03.046	10 -	1:02.982		
<b>23</b>	<b>Simon LAY</b>	Ford Fiesta Zetec			
1 -	2:00.014	6 -	1:07.995	11 -	1:13.469
2 -	1:10.045	7 -	1:12.042	12 -	1:07.945
3 -	1:10.773	8 -	1:07.160	13 -	<b>1:03.549</b>
4 -	1:10.732	9 -	1:04.660		
5 -	1:10.631	10 -	1:09.517		
<b>28</b>	<b>John JONES</b>	Ford Fiesta Zetec			
1 -	1:40.956	6 -	1:03.645	11 -	1:03.175
2 -	1:08.749	7 -	1:05.672	12 -	1:03.712
3 -	1:06.258	8 -	1:06.192	13 -	1:04.468
4 -	1:03.888	9 -	1:03.622	14 -	<b>1:02.697</b>
5 -	1:04.489	10 -	1:03.087		
<b>44</b>	<b>Andy NEATE</b>	Ford Fiesta Si			
1 -	1:25.791	6 -	1:00.781	11 -	1:00.734
2 -	1:06.046	7 -	1:01.393	12 -	1:00.896
3 -	1:02.565	8 -	1:01.107	13 -	1:01.058
4 -	1:02.079	9 -	1:01.614	14 -	<b>1:00.514</b>
5 -	1:01.666	10 -	1:01.683	15 -	1:01.436

# Fiesta Championship QUALIFYING - LAP ANALYSIS


(contd.)

<b>45</b>	<b>Simon ARNOLD</b>	Ford Fiesta Si			
1 -	1:57.375	6 -	1:10.431	11 -	1:08.068
2 -	1:10.964	7 -	1:09.433	12 -	1:11.206
3 -	1:10.467	8 -	1:08.380	13 -	1:10.204
4 -	1:09.646	9 -	1:08.180		
5 -	<b>1:07.587</b>	10 -	1:08.591		
<b>61</b>	<b>Peter DANIELS</b>	Ford Fiesta Si			
1 -	4:49.179	6 -	1:01.869	11 -	<b>1:00.810</b>
2 -	1:02.438	7 -	1:01.579		
3 -	1:01.821	8 -	1:01.588		
4 -	1:02.213	9 -	1:01.087		
5 -	1:01.556	10 -	1:01.467		
<b>63</b>	<b>Simon COPE</b>	Ford Fiesta Si			
1 -	1:37.993	6 -	<b>1:07.123</b>	11 -	2:19.361P
2 -	1:13.416	7 -	1:07.638	12 -	1:18.428
3 -	1:09.356	8 -	1:07.348		
4 -	1:08.286	9 -	1:17.568		
5 -	1:07.296	10 -	1:23.999		
<b>69</b>	<b>Torsten SKEEN</b>	Ford Fiesta Si			
1 -	1:37.801	6 -	1:02.624	11 -	1:01.432
2 -	1:05.650	7 -	1:01.952	12 -	1:02.223
3 -	1:03.277	8 -	1:02.677	13 -	1:04.037
4 -	1:03.864	9 -	1:02.110	14 -	<b>1:00.853</b>
5 -	1:01.802	10 -	1:01.558		

# Fiesta Championship

## GRID - RACE 14 - AMENDED

ROW 12	23	LAY	4	CRABB
ROW 11	22	ROSE	28	JONES
ROW 10	17	CHAPMAN	1	CLARK
ROW 9	15	TAYLOR	7	EAGLAND
ROW 8				
ROW 7	63	COPE	45	ARNOLD
ROW 6	14	TUNNEY	20	SIMPSON
ROW 5	5	DALY	16	BENNETT
ROW 4	2	EDWARDS	0	MAHONEY
ROW 3	61	DANIELS	69	SKEEN
ROW 2	3	ABBOTT	44	NEATE
ROW 1	21	CASEY	10	ROPER
		POLE		



Weather / Track : Cloudy / Wet  
 These times are provisional until the conclusion of any judicial and technical matters.

Brands Hatch  
 Circuit Length = 1.2262 miles.  
 Start: 10:06 End: 10:21

Clerk Of Course:	Stewards:	Timekeeper:
------------------	-----------	-------------



# Fiesta Championship

## RACE CLASSIFICATION - RACE 14

POS	NO	CL	NAME	NAT	CAR	TIME	LAPS	GAP	MPH	BEST
1	3	A	David ABBOTT		Ford Fiesta Si	20:19.512	21		76.07	57.241
2	21	A	Richard CASEY		Ford Fiesta Si	20:20.434	21	0.922	76.01	57.273
3	61	A	Peter DANIELS		Ford Fiesta Si	20:24.618	21	5.106	75.75	57.279
4	44	A	Andy NEATE		Ford Fiesta Si	20:27.574	21	8.062	75.57	57.481
5	10	A	Brian ROPER		Ford Fiesta Si	20:29.451	21	9.939	75.45	57.297
6	69	A	Torsten SKEEN		Ford Fiesta Si	20:35.461	21	15.949	75.08	57.500
7	2	A	Barry EDWARDS		Ford Fiesta Si	20:50.798	21	31.286	74.16	58.621
8	5	A	AI DALY		Ford Fiesta Si	20:51.246	21	31.734	74.14	58.586
9	16	A	Tim BENNETT		Ford Fiesta Si	21:09.236	21	49.724	73.09	59.187
10	1	B	Terence CLARK		Ford Fiesta Zetec	21:10.184	21	50.672	73.03	59.267
11	15	B	Andrew TAYLOR		Ford Fiesta Zetec	21:15.876	21	56.364	72.71	59.441
12	17	B	Keith CHAPMAN		Ford Fiesta Zetec	21:15.886	21	56.374	72.70	59.190
13	63	A	Simon COPE		Ford Fiesta Si	21:18.774	21	59.262	72.54	59.399
14	7	B	Matthew EAGLAND		Ford Fiesta Zetec	20:24.009	20	1 LAP	72.18	59.624
15	22	B	Daniel ROSE		Ford Fiesta Zetec	20:28.510	20	1 LAP	71.92	59.909
16	20	A	Phil SIMPSON		Ford Fiesta Si	20:29.381	20	1 LAP	71.86	59.799
17	28	B	John JONES		Ford Fiesta Zetec	20:33.437	20	1 LAP	71.63	59.926
18	23	B	Simon LAY		Ford Fiesta Zetec	20:41.636	20	1 LAP	71.15	1:00.104
19	4	B	Brian CRABB		Ford Fiesta Zetec	20:46.253	20	1 LAP	70.89	1:00.656
20	45	A	Simon ARNOLD		Ford Fiesta Si	20:53.488	19		66.96	1:04.133
NOT CLASSIFIED										
0	A	Roger MAHONEY		Ford Fiesta Si	18:38.721	19	D.N.F.	75.03	57.777	
FASTEST LAP										
3	A	David ABBOTT		Ford Fiesta Si	57.241	14	77.11mph	124.10kph		
17	B	Keith CHAPMAN		Ford Fiesta Zetec	59.190	13	74.57mph	120.02kph		

Car No 10 needs a working transponder please.

Weather / Track : Cloudy / Dry

These results are provisional until the conclusion of any judicial and technical matters.

Brands Hatch

Circuit Length = 1.2262 miles.

Start: 16:39 End: 16:59

Clerk Of Course:	Stewards:	Timekeeper:
------------------	-----------	-------------

# Fiesta Championship

## RACE CLASSIFICATION - RACE 14 - LAP CHART

Lap 1			Lap 2			Lap 3			Lap 4			Lap 5		
No	Behind	Laptime	No	Behind	Laptime	No	Behind	Laptime	No	Behind	Laptime	No	Behind	Laptime
21		1:06.080	21		58.369	21		58.127	21		57.987	21		58.288
61	0.129	1:06.209	3	0.156	58.218	3	0.049	58.020	3	0.220	58.158	3	0.084	58.152
3	0.307	1:06.387	61	0.471	58.711	61	0.472	58.128	10	0.611	57.630	10	0.394	58.071
10	1.201	1:07.281	10	0.925	58.093	10	0.968	58.170	61	1.000	58.515	61	0.500	57.788
69	1.838	1:07.918	69	1.517	58.048	69	1.363	57.973	69	1.457	58.081	69	0.868	57.699
44	2.138	1:08.218	44	2.634	58.865	44	2.216	57.709	44	2.328	58.099	44	1.967	57.927
0	2.257	1:08.337	0	2.896	59.008	0	2.905	58.136	0	3.293	58.375	0	2.782	57.777
2	3.670	1:09.750	2	4.877	59.576	2	6.462	59.712	2	7.618	59.143	2	8.742	59.412
5	3.919	1:09.999	5	5.613	1:00.063	5	6.987	59.501	5	8.293	59.293	5	9.198	59.193
16	5.158	1:11.238	16	8.091	1:01.302	1	10.105	1:00.140	1	12.534	1:00.416	1	14.286	1:00.040
63	5.704	1:11.784	1	8.092	1:00.583	16	11.267	1:01.303	16	13.901	1:00.621	16	15.890	1:00.277
1	5.878	1:11.958	63	8.486	1:01.151	63	11.764	1:01.405	63	14.598	1:00.821	63	16.647	1:00.337
20	6.832	1:12.912	20	10.938	1:02.475	20	14.132	1:01.321	20	16.996	1:00.851	20	19.313	1:00.605
22	7.423	1:13.503	22	10.936	1:01.882	22	14.706	1:01.897	15	18.125	1:00.744	15	20.023	1:00.186
15	7.916	1:13.996	7	11.529	1:01.606	15	15.368	1:01.914	22	18.232	1:01.513	17	21.073	1:00.468
7	8.292	1:14.372	15	11.581	1:02.034	7	15.717	1:02.315	7	18.535	1:00.805	22	21.292	1:01.348
28	8.931	1:15.011	17	11.738	1:00.931	17	16.066	1:02.455	17	18.893	1:00.814	7	21.639	1:01.392
17	9.176	1:15.256	23	12.695	1:01.301	28	16.756	1:01.677	28	19.762	1:00.993	28	22.121	1:00.647
23	9.763	1:15.843	28	13.206	1:02.644	4	18.084	1:02.060	4	21.552	1:01.455	4	24.501	1:01.237
4	10.169	1:16.249	4	14.151	1:02.351	45	25.555	1:05.439	23	29.509	1:01.201	23	31.958	1:00.737
45	11.034	1:17.114	45	18.243	1:05.578	23	26.295	1:11.727	45	33.635	1:06.067	45	40.719	1:05.372

Car No 10 needs a working transponder please.  
Weather / Track : Cloudy / Dry

Brands Hatch  
Circuit Length = 1.2262 miles.  
Start: 16:39 End: 16:59

**Fiesta Championship**  
**RACE CLASSIFICATION - RACE 14 - LAP CHART**  
 (contd.)

Lap 6			Lap 7			Lap 8			Lap 9			Lap 10		
No	Behind	Laptime	No	Behind	Laptime	No	Behind	Laptime	No	Behind	Laptime	No	Behind	Laptime
21		57.754	21		57.661	21		57.389	21		57.787	21		57.273
3	0.185	57.855	3	0.156	57.632	3	0.173	57.406	3	0.197	57.811	3	0.202	57.278
10	0.486	57.846	10	0.366	57.541	10	0.947	57.970	10	1.121	57.961	10	1.145	57.297
61	0.878	58.132	61	0.628	57.411	61	1.604	58.365	61	1.683	57.866	61	1.750	57.340
69	1.310	58.196	69	1.149	57.500	44	2.655	57.908	44	2.734	57.866	44	3.065	57.604
44	1.897	57.684	44	2.136	57.900	0	4.065	57.799	0	4.853	58.575	0	6.055	58.475
0	3.185	58.157	0	3.655	58.131	69	6.353	1:02.593	45	1 LAP	1:05.909	69	8.297	58.148
2	10.143	59.155	2	11.605	59.123	2	13.537	59.321	69	7.422	58.856	45	1 LAP	1:04.150
5	10.860	59.416	5	12.343	59.144	5	13.998	59.044	2	14.765	59.015	2	16.362	58.870
1	16.480	59.948	1	19.123	1:00.304	1	21.618	59.884	5	15.202	58.991	5	16.515	58.586
16	18.031	59.895	16	20.389	1:00.019	16	22.910	59.910	1	23.952	1:00.121	1	26.880	1:00.201
63	19.306	1:00.413	63	22.076	1:00.431	63	25.371	1:00.684	16	25.226	1:00.103	16	27.894	59.941
20	21.690	1:00.131	15	24.879	1:00.155	15	27.347	59.857	63	27.670	1:00.086	63	30.400	1:00.003
15	22.385	1:00.116	20	25.025	1:00.996	17	28.320	1:00.110	15	29.583	1:00.023	15	32.028	59.718
17	22.988	59.669	17	25.599	1:00.272	7	28.786	1:00.179	17	30.488	59.955	17	32.827	59.612
7	24.033	1:00.148	7	25.996	59.624	20	28.921	1:01.285	7	30.958	59.959	7	33.488	59.803
22	24.200	1:00.662	22	26.632	1:00.093	22	29.569	1:00.326	22	32.553	1:00.771	22	35.189	59.909
28	25.077	1:00.710	28	28.080	1:00.664	28	31.562	1:00.871	20	33.104	1:01.970	20	35.984	1:00.153
4	28.125	1:01.378	4	32.278	1:01.814	4	36.091	1:01.202	28	34.684	1:00.909	28	38.203	1:00.792
23	34.549	1:00.345	23	37.315	1:00.427	23	40.194	1:00.268	4	40.400	1:02.096	4	44.630	1:01.503
45	47.904	1:04.939	45	56.148	1:05.905				23	42.533	1:00.126	23	45.364	1:00.104

Car No 10 needs a working transponder please.  
 Weather / Track : Cloudy / Dry

Brands Hatch  
 Circuit Length = 1.2262 miles.  
 Start: 16:39 End: 16:59

**Fiesta Championship**  
**RACE CLASSIFICATION - RACE 14 - LAP CHART**  
 (contd.)

Lap 11			Lap 12			Lap 13			Lap 14			Lap 15		
No	Behind	Laptime	No	Behind	Laptime	No	Behind	Laptime	No	Behind	Laptime	No	Behind	Laptime
21		57.293	21		57.661	21		57.331	21		57.360	3		57.317
3	0.344	57.435	3	0.176	57.493	3	0.309	57.464	3	0.190	57.241	21	0.628	58.135
10	1.534	57.682	10	1.426	57.553	10	1.773	57.678	10	2.246	57.833	4	1 LAP	1:02.133
61	1.736	57.279	61	1.630	57.555	61	2.068	57.769	61	2.398	57.690	10	2.395	57.656
44	3.436	57.664	44	3.256	57.481	44	3.539	57.614	44	4.124	57.945	61	2.671	57.780
0	6.783	58.021	0	7.315	58.193	0	8.009	58.025	0	8.830	58.181	44	4.415	57.798
69	8.830	57.826	69	9.410	58.241	69	9.961	57.882	69	10.521	57.920	0	9.844	58.521
2	18.130	59.061	2	19.401	58.932	2	21.088	59.018	2	22.490	58.762	69	10.810	57.796
5	18.344	59.122	5	19.637	58.954	5	21.299	58.993	5	22.691	58.752	2	24.438	59.455
45	1 LAP	1:04.469	45	1 LAP	1:04.722	16	34.344	59.864	16	36.921	59.937	5	24.746	59.562
1	29.576	59.989	1	31.524	59.609	1	34.622	1:00.429	1	37.588	1:00.326	16	38.601	59.187
16	30.276	59.675	16	31.811	59.196	45	1 LAP	1:05.994	63	39.439	1:00.098	1	39.696	59.615
63	32.649	59.542	63	34.439	59.451	63	36.701	59.593	15	40.871	59.906	63	41.482	59.550
15	34.266	59.531	15	36.124	59.519	15	38.325	59.532	17	40.873	59.448	15	43.031	59.667
17	35.120	59.586	17	36.926	59.467	17	38.785	59.190	7	43.605	1:00.315	17	43.524	1:00.158
7	36.248	1:00.053	7	38.351	59.764	7	40.650	59.630	45	1 LAP	1:05.546	7	46.335	1:00.237
22	38.103	1:00.207	22	40.492	1:00.050	22	43.247	1:00.086	22	46.148	1:00.261	22	49.569	1:00.928
20	39.438	1:00.747	20	42.346	1:00.569	20	45.769	1:00.754	20	49.041	1:00.632	20	52.878	1:01.344
28	41.842	1:00.932	28	44.916	1:00.735	28	47.858	1:00.273	28	51.225	1:00.727	45	1 LAP	1:06.056
4	48.026	1:00.689	23	51.092	1:00.477	23	54.027	1:00.266	23	57.366	1:00.699	28	54.410	1:00.692
23	48.276	1:00.205	4	51.704	1:01.339	4	55.029	1:00.656						

Car No 10 needs a working transponder please.  
 Weather / Track : Cloudy / Dry

Brands Hatch  
 Circuit Length = 1.2262 miles.  
 Start: 16:39 End: 16:59

**Fiesta Championship**  
**RACE CLASSIFICATION - RACE 14 - LAP CHART**  
 (contd.)

Lap 16			Lap 17			Lap 18			Lap 19			Lap 20		
No	Behind	Laptime	No	Behind	Laptime	No	Behind	Laptime	No	Behind	Laptime	No	Behind	Laptime
3		57.474	3		57.763	3		57.717	3		57.341	3		57.779
21	0.885	57.731	21	0.667	57.545	21	0.861	57.911	21	0.873	57.353	21	0.861	57.767
10	3.262	58.341	28	1 LAP	1:01.843	20	1 LAP	1:01.075	22	1 LAP	1:00.807	61	4.917	58.046
61	3.292	58.095	10	3.918	58.419	28	1 LAP	59.926	20	1 LAP	59.799	22	1 LAP	1:00.708
44	5.464	58.523	61	4.018	58.489	61	4.128	57.827	61	4.650	57.863	20	1 LAP	1:00.280
23	1 LAP	1:03.139	45	2 LAPS	1:07.285	10	5.218	59.017	10	6.272	58.395	10	6.970	58.477
4	1 LAP	1:01.902	44	5.488	57.787	44	5.795	58.024	44	6.652	58.198	44	7.070	58.197
0	11.025	58.655	23	1 LAP	1:00.306	23	1 LAP	1:00.654	28	1 LAP	1:02.257	28	1 LAP	1:00.292
69	11.370	58.034	4	1 LAP	1:01.081	69	12.321	58.406	69	14.098	59.118	69	14.451	58.132
2	25.711	58.747	0	11.429	58.167	0	12.394	58.682	0	14.559	59.506	23	1 LAP	1:00.480
5	25.960	58.688	69	11.632	58.025	45	2 LAPS	1:05.217	23	1 LAP	1:01.750	4	1 LAP	1:01.726
16	40.629	59.502	2	26.671	58.723	4	1 LAP	1:01.923	4	1 LAP	1:01.900	45	2 LAPS	1:04.241
1	41.733	59.511	5	27.051	58.854	2	27.575	58.621	45	2 LAPS	1:04.133	2	30.021	58.899
63	43.407	59.399	16	42.304	59.438	5	28.281	58.947	2	28.901	58.667	5	30.598	58.798
15	44.998	59.441	1	43.237	59.267	16	44.034	59.447	5	29.579	58.639	16	47.879	59.587
17	45.408	59.358	63	45.345	59.701	1	44.981	59.461	16	46.071	59.378	1	48.869	59.672
7	48.699	59.838	15	46.788	59.553	63	47.409	59.781	1	46.976	59.336	15	53.598	1:00.309
22	53.241	1:01.146	17	46.898	59.253	15	48.590	59.519	15	51.068	59.819	17	53.704	1:00.209
20	56.083	1:00.679	7	51.389	1:00.453	17	48.939	59.758	17	51.274	59.676	63	54.784	1:00.405
			22	56.833	1:01.355	7	54.065	1:00.393	63	52.158	1:02.090			
									7	57.401	1:00.677			

Car No 10 needs a working transponder please.  
 Weather / Track : Cloudy / Dry

Brands Hatch  
 Circuit Length = 1.2262 miles.  
 Start: 16:39 End: 16:59

**Fiesta Championship**  
**RACE CLASSIFICATION - RACE 14 - LAP CHART**  
 (contd.)

Lap 21			Lap 22			Lap 23			Lap 24			Lap 25		
No	Behind	Laptime	No	Behind	Laptime	No	Behind	Laptime	No	Behind	Laptime	No	Behind	Laptime
3		57.571												
21	0.922	57.632												
7	1 LAP	1:02.446												
61	5.106	57.760												
44	8.062	58.563												
22	1 LAP	1:01.058												
20	1 LAP	1:00.803												
10	9.939	1:00.540												
28	1 LAP	1:00.842												
69	15.949	59.069												
23	1 LAP	1:01.581												
4	1 LAP	1:01.559												
2	31.286	58.836												
5	31.734	58.707												
45	2 LAPS	1:05.352												
16	49.724	59.416												
1	50.672	59.374												
15	56.364	1:00.337												
17	56.374	1:00.241												
63	59.262	1:02.049												

Car No 10 needs a working transponder please.  
 Weather / Track : Cloudy / Dry

Brands Hatch  
 Circuit Length = 1.2262 miles.  
 Start: 16:39 End: 16:59

# Fiesta Championship

## GRID - RACE 23

ROW 12	4	CRABB	28	JONES
ROW 11	22	ROSE	23	LAY
ROW 10	17	CHAPMAN	7	EAGLAND
ROW 9	1	CLARK	15	TAYLOR
ROW 8				
ROW 7	0	MAHONEY		
ROW 6	20	SIMPSON	45	ARNOLD
ROW 5	16	BENNETT	63	COPE
ROW 4	2	EDWARDS	5	DALY
ROW 3	10	ROPER	69	SKEEN
ROW 2	61	DANIELS	44	NEATE
ROW 1	3	ABBOTT	21	CASEY
		POLE		

Weather / Track : Cloudy / Dry  
 These times are provisional until the conclusion of any judicial and technical matters.

Brands Hatch  
 Circuit Length = 1.2262 miles.  
 Start: 13:06 End: 13:20

Clerk Of Course:	Stewards:	Timekeeper:
------------------	-----------	-------------

# Fiesta Championship

## RACE CLASSIFICATION - RACE 23

POS	NO	CL	NAME	NAT	CAR	TIME	LAPS	GAP	MPH	BEST
1	3	A	David ABBOTT		Ford Fiesta Si	20:27.275	21		75.58	57.527
2	61	A	Peter DANIELS		Ford Fiesta Si	20:27.562	21	0.287	75.57	57.624
3	44	A	Andy NEATE		Ford Fiesta Si	20:29.221	21	1.946	75.46	57.569
4	21	A	Richard CASEY		Ford Fiesta Si	20:29.782	21	2.507	75.43	57.747
5	10	A	Brian ROPER		Ford Fiesta Si	20:30.490	21	3.215	75.39	57.775
6	5	A	AI DALY		Ford Fiesta Si	20:54.439	21	27.164	73.95	58.766
7	16	A	Tim BENNETT		Ford Fiesta Si	20:55.965	21	28.690	73.86	58.358
8	2	A	Barry EDWARDS		Ford Fiesta Si	20:56.518	21	29.243	73.83	58.519
9	63	A	Simon COPE		Ford Fiesta Si	20:56.702	21	29.427	73.81	58.440
10	0	A	Roger MAHONEY		Ford Fiesta Si	20:58.476	21	31.201	73.71	58.358
11	1	B	Terence CLARK		Ford Fiesta Zetec	21:05.721	21	38.446	73.29	59.277
12	15	B	Andrew TAYLOR		Ford Fiesta Zetec	21:05.951	21	38.676	73.28	59.330
13	20	A	Phil SIMPSON		Ford Fiesta Si	21:06.325	21	39.050	73.25	58.933
14	7	B	Matthew EAGLAND		Ford Fiesta Zetec	21:22.388	21	55.113	72.34	1:00.029
15	11	B	Colin STANCOMBE		Ford Fiesta Zetec	21:23.261	21	55.986	72.29	59.714
16	22	B	Daniel ROSE		Ford Fiesta Zetec	21:26.185	21	58.910	72.12	59.846
17	17	B	Keith CHAPMAN		Ford Fiesta Zetec	20:36.201	20	1 LAP	71.47	59.759
18	45	A	Simon ARNOLD		Ford Fiesta Si	20:38.903	20	1 LAP	71.31	59.619
19	23	B	Simon LAY		Ford Fiesta Zetec	20:45.145	20	1 LAP	70.95	1:00.369
20	4	B	Brian CRABB		Ford Fiesta Zetec	20:45.797	20	1 LAP	70.92	1:00.650
21	28	B	Mark JONES		Ford Fiesta Zetec	21:04.437	20	1 LAP	69.87	1:01.045

### NOT CLASSIFIED

69	A	Torsten SKEEN		Ford Fiesta Si	7:54.412	8	D.N.F.	74.58	57.879
----	---	---------------	--	----------------	----------	---	--------	-------	--------

### FASTEST LAP

3	A	David ABBOTT		Ford Fiesta Si	57.527	15	76.73mph	123.49kph
1	B	Terence CLARK		Ford Fiesta Zetec	59.277	3	74.46mph	119.84kph

Weather / Track : Cloudy / Dry

These results are provisional until the conclusion of any judicial and technical matters.

Brands Hatch

Circuit Length = 1.2262 miles.

Start: 14:43 End: 15:03

Clerk Of Course:	Stewards:	Timekeeper:
------------------	-----------	-------------



**Fiesta Championship**  
**RACE CLASSIFICATION - RACE 23 - LAP CHART**

Lap 1			Lap 2			Lap 3			Lap 4			Lap 5		
No	Behind	Laptime	No	Behind	Laptime	No	Behind	Laptime	No	Behind	Laptime	No	Behind	Laptime
3		1:05.470	3		57.927	3		57.933	3		57.621	3		57.937
44	0.321	1:05.791	44	0.408	58.014	44	0.407	57.932	44	0.470	57.684	44	0.405	57.872
61	0.541	1:06.011	61	0.786	58.172	61	0.838	57.985	61	1.055	57.838	61	0.768	57.650
21	1.674	1:07.144	21	1.728	57.981	21	1.904	58.109	21	2.741	58.458	21	2.632	57.828
69	1.858	1:07.328	69	2.020	58.089	69	2.251	58.164	69	3.620	58.990	69	3.729	58.046
10	2.285	1:07.755	10	2.728	58.370	10	2.890	58.095	10	3.690	58.421	10	4.336	58.583
5	3.331	1:08.801	5	4.771	59.367	5	6.114	59.276	5	7.401	58.908	0	8.369	58.736
2	3.888	1:09.358	2	6.070	1:00.109	0	6.586	58.358	0	7.570	58.605	5	8.669	59.205
0	4.492	1:09.962	0	6.161	59.596	2	7.592	59.455	2	8.490	58.519	2	9.290	58.737
63	5.081	1:10.551	63	6.739	59.585	63	7.959	59.153	63	9.194	58.856	63	9.895	58.638
16	5.663	1:11.133	16	7.287	59.551	16	8.237	58.883	16	9.537	58.921	16	10.510	58.910
1	6.339	1:11.809	1	8.332	59.920	1	9.676	59.277	1	11.609	59.554	1	13.142	59.470
15	6.536	1:12.006	15	8.749	1:00.140	15	10.166	59.350	15	11.972	59.427	15	13.388	59.353
20	6.541	1:12.011	7	9.661	1:00.220	7	11.757	1:00.029	20	14.375	59.877	20	15.992	59.554
7	7.368	1:12.838	20	9.821	1:01.207	20	12.119	1:00.231	7	14.381	1:00.245	7	17.046	1:00.602
22	7.774	1:13.244	22	10.450	1:00.603	22	13.024	1:00.507	22	16.057	1:00.654	22	18.881	1:00.761
45	9.383	1:14.853	11	12.466	1:00.949	11	15.694	1:01.161	11	19.202	1:01.129	23	21.949	1:00.369
11	9.444	1:14.914	23	13.448	1:01.217	23	16.260	1:00.745	23	19.517	1:00.878	45	21.977	59.896
23	10.158	1:15.628	45	13.925	1:02.469	45	17.314	1:01.322	45	20.018	1:00.325	11	22.128	1:00.863
4	10.384	1:15.854	4	15.287	1:02.830	17	18.674	1:00.283	17	20.968	59.915	17	22.790	59.759
17	13.641	1:19.111	17	16.324	1:00.610	4	19.970	1:02.616	4	23.048	1:00.699	4	26.328	1:01.217
28	23.786	1:29.256	28	28.511	1:02.652	28	32.931	1:02.353	28	37.137	1:01.827	28	40.482	1:01.282

**Fiesta Championship**  
**RACE CLASSIFICATION - RACE 23 - LAP CHART**  
 (contd.)

Lap 6			Lap 7			Lap 8			Lap 9			Lap 10		
No	Behind	Laptime	No	Behind	Laptime	No	Behind	Laptime	No	Behind	Laptime	No	Behind	Laptime
3		58.093	44		58.200	44		58.140	44		57.932	44		58.009
44	0.174	57.862	3	0.087	58.461	3	0.120	58.173	3	0.186	57.998	3	0.219	58.042
61	0.299	57.624	61	0.333	58.408	61	0.401	58.208	61	0.502	58.033	61	0.521	58.028
21	2.726	58.187	21	2.294	57.942	21	2.325	58.171	21	2.238	57.845	21	2.045	57.816
69	3.529	57.893	69	3.034	57.879	69	2.917	58.023	10	3.553	58.158	10	3.544	58.000
10	4.140	57.897	10	3.541	57.775	10	3.327	57.926	0	13.436	59.859	0	14.886	59.459
0	9.547	59.271	0	10.470	59.297	0	11.509	59.179	5	13.438	59.569	5	15.054	59.625
5	9.710	59.134	5	10.500	59.164	5	11.801	59.441	63	14.209	59.998	63	15.823	59.623
2	10.251	59.054	2	10.996	59.119	63	12.143	59.009	2	14.345	59.464	2	16.351	1:00.015
63	10.651	58.849	63	11.274	58.997	2	12.813	59.957	16	14.430	59.254	16	16.540	1:00.119
16	10.775	58.358	16	11.453	59.052	16	13.108	59.795	1	19.050	59.325	1	20.553	59.512
1	14.516	59.467	1	15.708	59.566	1	17.657	1:00.089	15	19.451	59.470	15	20.772	59.330
15	14.861	59.566	15	15.985	59.498	15	17.913	1:00.068	20	20.962	58.933	20	22.253	59.300
20	17.241	59.342	20	18.677	59.810	20	19.961	59.424	7	26.642	1:00.566	7	28.980	1:00.347
7	19.080	1:00.127	7	21.560	1:00.854	7	24.008	1:00.588	45	30.400	1:00.894	45	32.139	59.748
22	21.525	1:00.737	22	24.027	1:00.876	22	27.074	1:01.187	22	30.502	1:01.360	11	33.240	59.975
45	23.503	59.619	45	25.273	1:00.144	45	27.438	1:00.305	11	31.274	59.714	22	33.596	1:01.103
11	26.208	1:02.173	11	27.800	59.966	11	29.492	59.832	17	36.092	1:00.381	17	38.432	1:00.349
17	28.792	1:04.095	17	31.335	1:00.917	17	33.643	1:00.448	4	37.464	1:01.050	4	41.014	1:01.559
4	29.302	1:01.067	4	31.836	1:00.908	4	34.346	1:00.650	23	43.244	1:00.909	23	46.796	1:01.561
23	35.662	1:11.806	23	37.785	1:00.497	23	40.267	1:00.622	28	54.659	1:01.521			
28	44.256	1:01.867	28	47.058	1:01.176	28	51.070	1:02.152						

**Fiesta Championship**  
**RACE CLASSIFICATION - RACE 23 - LAP CHART**  
 (contd.)

Lap 11			Lap 12			Lap 13			Lap 14			Lap 15		
No	Behind	Laptime	No	Behind	Laptime	No	Behind	Laptime	No	Behind	Laptime	No	Behind	Laptime
44		57.569	44		57.900	44		57.870	44		57.817	44		57.603
28	1 LAP	1:01.045	3	0.549	58.124	3	0.325	57.646	3	0.375	57.867	3	0.299	57.527
3	0.325	57.675	61	0.797	58.040	61	0.747	57.820	61	0.955	58.025	61	1.311	57.959
61	0.657	57.705	21	2.730	58.407	21	3.020	58.160	21	3.537	58.334	23	1 LAP	1:02.302
21	2.223	57.747	10	4.315	58.194	10	4.424	57.979	10	4.668	58.061	21	4.149	58.215
10	4.021	58.046	28	1 LAP	1:05.957	28	1 LAP	1:01.282	28	1 LAP	1:01.084	10	5.063	57.998
0	16.858	59.541	5	19.027	59.906	5	20.529	59.372	5	21.482	58.770	28	1 LAP	1:01.087
5	17.021	59.536	0	19.060	1:00.102	0	21.118	59.928	0	22.484	59.183	5	23.035	59.156
63	17.349	59.095	63	19.234	59.785	63	21.252	59.888	63	22.750	59.315	0	23.977	59.096
2	17.984	59.202	2	19.644	59.560	16	21.641	59.718	16	23.161	59.337	16	25.684	1:00.126
16	18.279	59.308	16	19.793	59.414	2	22.469	1:00.695	2	23.541	58.889	2	26.033	1:00.095
1	22.736	59.752	1	24.347	59.511	1	26.129	59.652	1	27.926	59.614	63	27.096	1:01.949
15	22.998	59.795	15	24.587	59.489	15	26.497	59.780	15	28.148	59.468	1	30.159	59.836
20	23.988	59.304	20	25.330	59.242	20	27.013	59.553	20	29.997	1:00.801	15	30.403	59.858
7	31.956	1:00.545	7	34.215	1:00.159	7	36.652	1:00.307	7	39.136	1:00.301	20	32.164	59.770
45	34.772	1:00.202	45	37.272	1:00.400	45	39.297	59.895	11	42.620	1:00.170	7	41.932	1:00.399
11	35.483	59.812	11	38.021	1:00.438	11	40.267	1:00.116	45	43.763	1:02.283	11	45.139	1:00.122
22	35.873	59.846	22	38.218	1:00.245	22	40.696	1:00.348	22	43.991	1:01.112	22	47.047	1:00.659
17	41.621	1:00.758	17	44.180	1:00.459	17	46.403	1:00.093	17	48.790	1:00.204	45	47.897	1:01.737
4	45.103	1:01.658	4	48.353	1:01.150	4	52.021	1:01.538	4	55.656	1:01.452	17	51.182	59.995
23	50.090	1:00.863	23	53.054	1:00.864	23	56.087	1:00.903						

**Fiesta Championship**  
**RACE CLASSIFICATION - RACE 23 - LAP CHART**  
 (contd.)

Lap 16			Lap 17			Lap 18			Lap 19			Lap 20		
No	Behind	Laptime	No	Behind	Laptime	No	Behind	Laptime	No	Behind	Laptime	No	Behind	Laptime
44		57.717	3		58.649	3		58.316	3		59.240	3		57.983
3	0.435	57.853	61	1.238	58.663	61	0.848	57.926	61	0.314	58.706	61	0.422	58.091
61	1.659	58.065	44	2.049	1:01.133	44	2.293	58.560	44	1.871	58.818	44	2.304	58.416
4	1 LAP	1:02.783	21	3.679	58.151	21	3.282	57.919	21	2.377	58.335	21	2.732	58.338
21	4.612	58.180	10	4.816	58.447	10	4.465	57.965	10	3.501	58.276	10	3.820	58.302
10	5.453	58.107	4	1 LAP	1:02.926	4	1 LAP	1:01.475	45	1 LAP	1:05.691	17	1 LAP	1:06.335
23	1 LAP	1:02.071	23	1 LAP	1:00.509	23	1 LAP	1:00.645	4	1 LAP	1:01.044	45	1 LAP	1:02.839
28	1 LAP	1:01.131	28	1 LAP	1:01.087	5	24.757	59.184	23	1 LAP	1:00.577	4	1 LAP	1:00.871
5	24.084	58.766	5	23.889	58.889	0	26.838	59.290	5	24.940	59.423	23	1 LAP	1:00.516
0	25.453	59.193	0	25.864	59.495	16	27.085	59.053	16	27.403	59.558	5	26.105	59.148
16	26.672	58.705	16	26.348	58.760	2	27.611	59.011	2	27.844	59.473	16	28.692	59.272
2	27.221	58.905	2	26.916	58.779	63	27.956	59.017	63	28.045	59.329	2	29.105	59.244
63	27.819	58.440	63	27.255	58.520	28	1 LAP	1:02.672	0	28.786	1:01.188	63	29.281	59.219
1	32.059	59.617	1	32.683	59.708	1	34.248	59.881	28	1 LAP	1:01.096	0	30.247	59.444
15	32.283	59.597	15	32.952	59.753	15	34.534	59.898	1	34.833	59.825	28	1 LAP	1:01.253
20	33.863	59.416	20	34.320	59.541	20	35.455	59.451	15	35.109	59.815	1	36.571	59.721
7	44.723	1:00.508	7	46.243	1:00.604	7	48.651	1:00.724	20	35.802	59.587	15	36.725	59.599
11	47.800	1:00.378	11	49.385	1:00.669	11	51.320	1:00.251	7	50.238	1:00.827	20	37.273	59.454
22	49.833	1:00.503	22	51.078	1:00.329	22	53.045	1:00.283	11	52.397	1:00.317	7	53.148	1:00.893
45	52.442	1:02.262	45	55.595	1:02.237	17	58.404	1:00.400	22	54.406	1:00.601	11	54.411	59.997
17	53.474	1:00.009	17	56.320	1:01.930							22	56.950	1:00.527

**Fiesta Championship**  
**RACE CLASSIFICATION - RACE 23 - LAP CHART**  
 (contd.)

Lap 21			Lap 22			Lap 23			Lap 24			Lap 25		
No	Behind	Laptime	No	Behind	Laptime	No	Behind	Laptime	No	Behind	Laptime	No	Behind	Laptime
3		58.740												
61	0.287	58.605												
44	1.946	58.382												
21	2.507	58.515												
10	3.215	58.135												
17	1 LAP	1:00.150												
45	1 LAP	1:01.782												
23	1 LAP	1:01.663												
4	1 LAP	1:02.450												
5	27.164	59.799												
16	28.690	58.738												
2	29.243	58.878												
63	29.427	58.886												
0	31.201	59.694												
28	1 LAP	1:02.657												
1	38.446	1:00.615												
15	38.676	1:00.691												
20	39.050	1:00.517												
7	55.113	1:00.705												
11	55.986	1:00.315												
22	58.910	1:00.700												

## TMS Sports 2000 Duratec Championship QUALIFYING - RACE 25

POS	NO	CL	NAME	NAT	CAR	TIME	LAPS	GAP	MPH
1	12	A	Nik JOHNSON		Van Diemen RF02	51.450	27		85.79
2	43	A	Neil BURROUGHS		Gunn TS7	51.582	19	0.132	85.57
3	27	A	David FLORY		Lola 0490	52.123	24	0.673	84.69
4	1	A	Anthony WILDS		Gunn TS7	52.587	27	1.137	83.94
5	6	B	Chris GILBERT		Lola T87/90	53.614	17	2.164	82.33
6	36	A	Patrick MURPHY		Gunn TS7	53.732	15	2.282	82.15
7	4	B	Nick BATES		Lola T87/90	53.811	25	2.361	82.03
8	34	A	Louis JONES		Gunn TS7	53.844	26	2.394	81.98
9	9	I	Glenn DUDLEY		Lola T90	53.940	9	2.490	81.83
10	88	B	Tim MATTHEWS		Gunn TS6	54.067	20	2.617	81.64
11	2	A	Colin RODGER		Van Diemen RF02	54.208	16	2.758	81.43
12	47	I	James BARCLAY		Swift DB2	54.883	19	3.433	80.43
13	31	S	Wil ARIF		Tiga SC79	54.897	17	3.447	80.41
14	15	I	Guy ELLIS		Carbir	55.559	9	4.109	79.45
15	56	I	Tony MARYON		Lola T492	55.589	15	4.139	79.41
16	7	I	Mike BOHLING		Shrike P15	56.301	15	4.851	78.40
17	25	I	Mark MARSH		Lola T590	56.587	14	5.137	78.00
18	33	I	Mike FRY		Royale RP42	57.565	22	6.115	76.68
19	82	S	Owen WHITHAM		Lola TS92S	57.672	14	6.222	76.54
20	99	I	Martin ELLIS		Royale S2000M	58.009	15	6.559	76.09
21	38	S	Lew WRIGHT		Tiga SC79	58.281	18	6.831	75.74
22	21	I	Jonas QUARNSTROM		Shrike 86	58.413	23	6.963	75.57
23	49	I	Gary MARSH		Tiga SC81	58.823	21	7.373	75.04
24	24	A	Ian DOBLE		Carbir	59.312	22	7.862	74.42
25	8	I	David HOUGHTON		Van Diemen RFSC02	1:00.018	15	8.568	73.55
26	60	S	Steve MOLE		Tiga SC84	1:00.086	8	8.636	73.46
27	86	I	Richard HARRIS		Royale RP37	1:00.260	9	8.810	73.25
28	17	I	Mike JOHNS		Van Diemen RF02	1:00.732	14	9.282	72.68
29	96	I	Mira FEYERABEND		Tiga SC79	1:01.472	13	10.022	71.81
30	3	I	Colin FEYERABEND		Lola T90/90	1:01.638	9	10.188	71.61

Weather / Track : Cloudy / Damp

These results are provisional until the conclusion of any judicial and technical matters.

Brands Hatch

Circuit Length = 1.2262 miles.

Start: 10:26 End: 10:56

Clerk Of Course:	Stewards:	Timekeeper:
------------------	-----------	-------------

## TMS Sports 2000 Duratec Championship QUALIFYING - LAP ANALYSIS

<b>1</b>	<b>Anthony WILDS</b>	Gunn TS7									
1 -	1:21.203	6 -	54.559	11 -	55.223	16 -	54.940	21 -	52.754	26 -	53.415
2 -	1:01.576	7 -	1:01.410	12 -	6:09.742	17 -	53.912	22 -	53.279	27 -	54.170
3 -	56.411	8 -	1:03.433	13 -	54.000	18 -	53.004	23 -	53.425		
4 -	57.044	9 -	53.513	14 -	53.009	19 -	54.483	24 -	54.716		
5 -	55.674	10 -	56.428	15 -	<b>52.587</b>	20 -	53.602	25 -	53.805		
<b>2</b>	<b>Colin RODGER</b>	Van Diemen RF02									
1 -	1:55.400	6 -	56.732	11 -	1:11.616	16 -	54.891				
2 -	1:02.572	7 -	X:00.000P	12 -	<b>54.208</b>						
3 -	58.306	8 -	1:09.898	13 -	54.327						
4 -	56.052	9 -	55.595	14 -	1:02.134						
5 -	57.214	10 -	1:45.845P	15 -	55.702						
<b>3</b>	<b>Colin FEYERABEND</b>	Lola T90/90									
1 -	2:07.346	6 -	1:03.962								
2 -	1:09.398	7 -	1:02.531								
3 -	1:07.102	8 -	<b>1:01.638</b>								
4 -	1:06.599	9 -	1:02.072								
5 -	1:04.951										
<b>4</b>	<b>Nick BATES</b>	Lola T87/90									
1 -	2:02.262	6 -	58.108	11 -	6:24.649	16 -	55.068	21 -	54.177		
2 -	1:02.287	7 -	57.931	12 -	55.695	17 -	57.304	22 -	54.153		
3 -	1:02.243	8 -	56.172	13 -	55.992	18 -	56.454	23 -	54.058		
4 -	58.749	9 -	57.545	14 -	54.812	19 -	54.433	24 -	54.052		
5 -	57.558	10 -	55.409	15 -	54.568	20 -	54.155	25 -	<b>53.811</b>		
<b>6</b>	<b>Chris GILBERT</b>	Lola T87/90									
1 -	1:30.564	6 -	57.231	11 -	56.183	16 -	54.743				
2 -	57.654	7 -	54.390	12 -	6:44.581	17 -	<b>53.614</b>				
3 -	55.397	8 -	55.442	13 -	55.625						
4 -	56.869	9 -	57.546	14 -	54.435						
5 -	57.104	10 -	55.978	15 -	54.696						
<b>7</b>	<b>Mike BOHLING</b>	Shrike P15									
1 -	1:43.319	6 -	58.906	11 -	6:40.258						
2 -	1:01.438	7 -	1:00.139	12 -	59.796						
3 -	1:00.551	8 -	1:01.558	13 -	56.439						
4 -	1:00.169	9 -	57.729	14 -	<b>56.301</b>						
5 -	1:00.730	10 -	58.486	15 -	1:22.577P						

# TMS Sports 2000 Duratec Championship

## QUALIFYING - LAP ANALYSIS

(contd.)

<b>8</b>	<b>David HOUGHTON</b>	Van Diemen RFSC02					
1 -	1:47.964	6 -	1:01.629	11 -	1:00.949		
2 -	1:05.279	7 -	1:00.818	12 -	1:00.312		
3 -	1:01.313	8 -	<b>1:00.018</b>	13 -	1:00.178		
4 -	1:02.971	9 -	1:01.582	14 -	1:03.421		
5 -	1:00.973	10 -	7:25.013	15 -	1:20.627P		
<b>9</b>	<b>Glenn DUDLEY</b>	Lola T90					
1 -	1:26.990	6 -	54.635				
2 -	1:08.898	7 -	55.955				
3 -	1:02.786	8 -	57.935				
4 -	54.965	9 -	<b>53.940</b>				
5 -	55.678						
<b>12</b>	<b>Nik JOHNSON</b>	Van Diemen RF02					
1 -	1:24.574	6 -	55.695	11 -	52.896	16 -	53.783
2 -	57.061	7 -	54.746	12 -	6:49.151	17 -	53.316
3 -	54.034	8 -	53.729	13 -	53.510	18 -	52.498
4 -	53.332	9 -	52.822	14 -	52.850	19 -	<b>51.450</b>
5 -	54.420	10 -	53.357	15 -	51.718	20 -	52.267
				21 -	51.546	26 -	51.737
				22 -	52.287	27 -	51.615
				23 -	51.605		
				24 -	51.620		
				25 -	51.951		
<b>15</b>	<b>Guy ELLIS</b>	Carbir					
1 -	1:33.953	6 -	56.625				
2 -	1:00.684	7 -	56.751				
3 -	59.146	8 -	55.925				
4 -	57.140	9 -	<b>55.559</b>				
5 -	58.391						
<b>17</b>	<b>Mike JOHNS</b>	Van Diemen RF02					
1 -	1:56.835	6 -	1:06.306	11 -	1:01.775		
2 -	1:05.169	7 -	1:04.507	12 -	1:01.845		
3 -	1:06.085	8 -	1:01.854	13 -	<b>1:00.732</b>		
4 -	1:05.370	9 -	1:02.279	14 -	2:20.584P		
5 -	1:04.846	10 -	6:32.794				
<b>21</b>	<b>Jonas QUARNSTROM</b>	Shrike 86					
1 -	1:48.775	6 -	1:01.510	11 -	1:01.363	16 -	59.534
2 -	1:04.939	7 -	1:01.487	12 -	59.539	17 -	59.785
3 -	1:01.351	8 -	1:00.210	13 -	1:00.246	18 -	59.891
4 -	1:02.976	9 -	1:00.485	14 -	59.198	19 -	59.297
5 -	1:01.033	10 -	7:19.782	15 -	1:00.075	20 -	59.322
						21 -	<b>58.413</b>
						22 -	59.057
						23 -	59.401



## TMS Sports 2000 Duratec Championship QUALIFYING - LAP ANALYSIS

(contd.)

<b>24</b>	<b>Ian DOBLE</b>				Carbir				
1 -	1:46.377	6 -	1:02.553	11 -	1:02.734	16 -	1:00.428	21 -	59.611
2 -	1:12.425	7 -	1:04.492	12 -	1:00.635	17 -	1:00.566	22 -	<b>59.312</b>
3 -	1:09.717	8 -	1:01.463	13 -	1:01.446	18 -	1:00.418		
4 -	1:07.421	9 -	1:01.828	14 -	1:04.286	19 -	59.640		
5 -	1:05.013	10 -	7:06.840	15 -	1:01.578	20 -	1:00.846		
<b>25</b>	<b>Mark MARSH</b>				Lola T590				
1 -	2:08.116	6 -	1:00.596	11 -	57.005				
2 -	1:09.703	7 -	59.296	12 -	58.479				
3 -	1:06.375	8 -	59.879	13 -	58.948				
4 -	1:00.298	9 -	<b>56.587</b>	14 -	1:55.663P				
5 -	59.188	10 -	7:14.411						
<b>27</b>	<b>David FLORY</b>				Lola 0490				
1 -	1:27.217	6 -	55.083	11 -	53.537	16 -	53.339	21 -	52.820
2 -	57.098	7 -	55.124	12 -	8:26.205P	17 -	52.387	22 -	1:03.105
3 -	55.251	8 -	57.743	13 -	1:03.912	18 -	56.781	23 -	55.720
4 -	56.288	9 -	54.914	14 -	56.676	19 -	52.861	24 -	53.569
5 -	55.987	10 -	55.337	15 -	53.142	20 -	<b>52.123</b>		
<b>31</b>	<b>Wil ARIF</b>				Tiga SC79				
1 -	1:59.896	6 -	56.532	11 -	6:53.704	16 -	55.612		
2 -	58.873	7 -	57.201	12 -	56.607	17 -	<b>54.897</b>		
3 -	58.142	8 -	56.764	13 -	57.249				
4 -	59.482	9 -	56.788	14 -	57.294				
5 -	57.866	10 -	56.297	15 -	55.969				
<b>33</b>	<b>Mike FRY</b>				Royale RP42				
1 -	1:35.963	6 -	1:00.770	11 -	6:17.655	16 -	58.288	21 -	57.963
2 -	1:05.741	7 -	1:01.147	12 -	59.408	17 -	<b>57.565</b>	22 -	58.622
3 -	1:03.192	8 -	1:01.548	13 -	58.746	18 -	58.179		
4 -	1:02.051	9 -	1:04.087	14 -	57.687	19 -	58.272		
5 -	1:01.280	10 -	1:01.961	15 -	1:00.298	20 -	58.609		
<b>34</b>	<b>Louis JONES</b>				Gunn TS7				
1 -	1:27.864	6 -	58.305	11 -	57.208	16 -	54.827	21 -	55.022
2 -	58.149	7 -	55.930	12 -	6:10.259	17 -	59.386	22 -	54.609
3 -	56.893	8 -	55.497	13 -	55.051	18 -	57.299	23 -	55.305
4 -	56.718	9 -	56.151	14 -	54.490	19 -	59.568	24 -	55.581
5 -	57.755	10 -	59.617	15 -	<b>53.844</b>	20 -	54.131	25 -	54.841
								26 -	56.303

## TMS Sports 2000 Duratec Championship QUALIFYING - LAP ANALYSIS

(contd.)

<b>36</b>	<b>Patrick MURPHY</b>	Gunn TS7							
1 -	1:27.366	6 -	57.407	11 -	56.500				
2 -	59.858	7 -	55.194	12 -	6:22.911				
3 -	55.883	8 -	55.588	13 -	54.897				
4 -	56.710	9 -	57.407	14 -	<b>53.732</b>				
5 -	57.106	10 -	55.899	15 -	54.113				
<b>38</b>	<b>Lew WRIGHT</b>	Tiga SC79							
1 -	1:52.124	6 -	1:02.437	11 -	59.124	16 -	59.199		
2 -	1:02.929	7 -	59.976	12 -	<b>58.281</b>	17 -	58.603		
3 -	1:01.898	8 -	59.867	13 -	58.687	18 -	2:11.095P		
4 -	1:02.286	9 -	1:00.852	14 -	1:00.548				
5 -	1:01.100	10 -	7:24.533	15 -	58.611				
<b>43</b>	<b>Neil BURROUGHS</b>	Gunn TS7							
1 -	1:25.775	6 -	52.949	11 -	52.071	16 -	52.617		
2 -	54.980	7 -	52.822	12 -	51.722	17 -	<b>51.582</b>		
3 -	53.885	8 -	52.696	13 -	52.653	18 -	52.439		
4 -	53.341	9 -	52.379	14 -	52.302	19 -	51.824		
5 -	53.510	10 -	8:29.073	15 -	55.733				
<b>47</b>	<b>James BARCLAY</b>	Swift DB2							
1 -	1:37.621	6 -	57.109	11 -	7:20.174	16 -	54.912		
2 -	1:00.574	7 -	56.169	12 -	55.488	17 -	56.923		
3 -	57.851	8 -	57.619	13 -	56.394	18 -	<b>54.883</b>		
4 -	57.526	9 -	57.315	14 -	56.267	19 -	1:47.118P		
5 -	59.840	10 -	55.415	15 -	57.601				
<b>49</b>	<b>Gary MARSH</b>	Tiga SC81							
1 -	2:15.365	6 -	1:00.969	11 -	1:00.739	16 -	1:03.543	21 -	1:30.249P
2 -	1:08.379	7 -	1:01.290	12 -	59.668	17 -	59.639		
3 -	1:05.187	8 -	1:02.090	13 -	59.503	18 -	<b>58.823</b>		
4 -	1:05.393	9 -	1:01.705	14 -	1:02.105	19 -	58.830		
5 -	1:02.577	10 -	7:00.853	15 -	59.748	20 -	59.486		
<b>56</b>	<b>Tony MARYON</b>	Lola T492							
1 -	2:06.332	6 -	58.959	11 -	6:17.559				
2 -	58.895	7 -	56.656	12 -	56.378				
3 -	59.736	8 -	58.271	13 -	<b>55.589</b>				
4 -	57.877	9 -	57.048	14 -	55.711				
5 -	57.696	10 -	56.447	15 -	1:31.852P				

# TMS Sports 2000 Duratec Championship QUALIFYING - LAP ANALYSIS


(contd.)

<b>60</b>	<b>Steve MOLE</b>	Tiga SC84			
1 -	2:13.333	6 -	1:01.634		
2 -	1:09.159	7 -	<b>1:00.086</b>		
3 -	1:03.881	8 -	1:56.099P		
4 -	X:00.000				
5 -	1:01.457				
<b>82</b>	<b>Owen WHITHAM</b>	Lola TS92S			
1 -	2:02.396	6 -	1:01.270	11 -	1:01.084
2 -	1:07.365	7 -	59.198	12 -	1:01.998
3 -	1:08.120	8 -	1:02.076	13 -	<b>57.672</b>
4 -	1:04.372	9 -	59.875	14 -	1:35.117P
5 -	1:00.470	10 -	7:04.825		
<b>86</b>	<b>Richard HARRIS</b>	Royale RP37			
1 -	1:51.737	6 -	1:01.727		
2 -	1:07.881	7 -	1:03.208		
3 -	1:07.620	8 -	1:02.317		
4 -	1:05.212	9 -	<b>1:00.260</b>		
5 -	1:04.753				
<b>88</b>	<b>Tim MATTHEWS</b>	Gunn TS6			
1 -	1:27.947	6 -	1:17.716	11 -	55.032
2 -	1:04.508	7 -	57.731	12 -	54.795
3 -	1:01.973	8 -	55.363	13 -	55.073
4 -	59.571	9 -	6:20.848	14 -	57.812
5 -	3:01.369P	10 -	56.291	15 -	54.706
				16 -	3:30.226P
				17 -	1:30.328
				18 -	54.695
				19 -	55.151
				20 -	<b>54.067</b>
<b>96</b>	<b>Mira FEYERABEND</b>	Tiga SC79			
1 -	2:05.433	6 -	1:03.997	11 -	<b>1:01.472</b>
2 -	1:05.564	7 -	1:04.012	12 -	1:01.743
3 -	1:01.786	8 -	1:02.175	13 -	1:05.247
4 -	2:28.514	9 -	6:21.357		
5 -	1:09.427	10 -	1:03.640		
<b>99</b>	<b>Martin ELLIS</b>	Royale S2000M			
1 -	1:45.174	6 -	1:01.883	11 -	6:49.929
2 -	1:03.669	7 -	59.260	12 -	58.410
3 -	1:01.331	8 -	1:00.047	13 -	58.176
4 -	1:01.319	9 -	1:00.948	14 -	<b>58.009</b>
5 -	1:02.716	10 -	59.639	15 -	1:24.540P

# TMS Sports 2000 Duratec Championship

## GRID - RACE 25

ROW 15	96 FEYERABEND	3 FEYERABEND
ROW 14	86 HARRIS	17 JOHNS
ROW 13	8 HOUGHTON	60 MOLE
ROW 12	49 MARSH	24 DOBLE
ROW 11	38 WRIGHT	21 QUARNSTROM
ROW 10	82 WHITHAM	99 ELLIS
ROW 9	25 MARSH	33 FRY
ROW 8	56 MARYON	7 BOHLING
ROW 7	31 ARIF	15 ELLIS
ROW 6	2 RODGER	47 BARCLAY
ROW 5	9 DUDLEY	88 MATTHEWS
ROW 4	4 BATES	34 JONES
ROW 3	6 GILBERT	36 MURPHY
ROW 2	27 FLORY	1 WILDS
ROW 1	12 JOHNSON	43 BURROUGHS
	<b>POLE</b>	



Weather / Track : Cloudy / Damp

These results are provisional until the conclusion of any judicial and technical matters.

Brands Hatch

Circuit Length = 1.2262 miles.

Start: 10:26 End: 10:56

Clerk Of Course:	Stewards:	Timekeeper:
------------------	-----------	-------------

## TMS Sports 2000 Duratec Championship RACE CLASSIFICATION - RACE 25 - AMENDED

POS	NO	CL	NAME	NAT	CAR	TIME	LAPS	GAP	MPH	BEST
1	43	A	Neil BURROUGHS		Gunn TS7	30:43.865	38		91.01	47.690
2	12	A	Nik JOHNSON		Van Diemen RF02	30:47.492	38	3.627	90.83	47.816
3	27	A	David FLORY		Lola 0490	30:48.050	38	4.185	90.80	47.646
4	4	B	Nick BATES		Lola T87/90	31:12.487	38	28.622	89.62	48.060
5	9	I	Glenn DUDLEY		Lola T90	31:19.713	37	1 LAP	86.92	49.981
6	88	B	Tim MATTHEWS		Gunn TS6	30:51.185	36	2 LAPS	85.88	50.446
7	15	I	Guy ELLIS		Carbir	30:51.771	36	2 LAPS	85.85	50.216
8	31	S	Wil ARIF		Tiga SC79	30:54.090	36	2 LAPS	85.74	50.324
9	56	I	Tony MARYON		Lola T492	30:55.048	36	2 LAPS	85.70	50.469
10	7	I	Mike BOHLING		Shrike P15	31:30.972	36	2 LAPS	84.07	51.298
11	25	I	Mark MARSH		Lola T590	30:44.203	35	3 LAPS	83.81	51.156
12	17	I	Mike JOHNS		Van Diemen RF02	31:16.266	35	3 LAPS	82.38	52.032
13	86	I	Richard HARRIS		Royale RP37	31:38.946	35	3 LAPS	81.39	52.292
14	82	S	Owen WHITHAM		Lola TS92S	31:00.070	33	5 LAPS	78.35	53.430

### NOT CLASSIFIED

33	I	Mike FRY		Royale RP42	27:49.429	31	D.N.F.	82.01	52.565
1	A	Anthony WILDS		Gunn TS7	22:00.575	27	D.N.F.	90.30	48.005
60	S	Steve MOLE		Tiga SC84	24:22.034	27	D.N.F.	81.56	52.194
36	A	Patrick MURPHY		Gunn TS7	21:15.100	22	D.N.F.	76.21	49.150
24	A	Ian DOBLE		Carbir	16:31.739	19	D.N.F.	84.63	50.466
96	I	Mira FEYERABEND		Tiga SC79	16:48.510	18	D.N.F.	78.85	53.571
6	B	Chris GILBERT		Lola T87/90	12:34.146	15	D.N.F.	87.89	48.803
2	A	Colin RODGER		Van Diemen RF02	1:00.697	1	D.N.F.	73.84	1:00.697

### FASTEST LAP

27	A	David FLORY		Lola 0490	47.646	34	92.64mph	149.10kph
4	B	Nick BATES		Lola T87/90	48.060	13	91.85mph	147.81kph
9	I	Glenn DUDLEY		Lola T90	49.981	14	88.32mph	142.13kph
31	S	Wil ARIF		Tiga SC79	50.324	12	87.71mph	141.16kph

Car No 34 - Excluded from results - J.16.1.e.

Weather / Track : Bright / Dry

These results are provisional until the conclusion of any judicial and technical matters.

Brands Hatch

Circuit Length = 1.2262 miles.

Start: 15:48 End: 16:19

Clerk Of Course:	Stewards:	Timekeeper:

# TMS Sports 2000 Duratec Championship

## RACE CLASSIFICATION - RACE 25 - LAP CHART

Lap 1			Lap 2			Lap 3			Lap 4			Lap 5		
No	Behind	Laptime	No	Behind	Laptime	No	Behind	Laptime	No	Behind	Laptime	No	Behind	Laptime
12		56.026	12		49.494	43		48.619	43		48.354	43		48.075
1	0.839	56.865	43	0.188	48.603	12	0.689	49.496	12	0.992	48.657	12	1.381	48.464
43	1.079	57.105	1	1.200	49.855	1	1.179	48.786	1	1.728	48.903	1	2.257	48.604
27	1.242	57.268	27	1.531	49.783	27	1.460	48.736	27	1.822	48.716	27	2.347	48.600
4	3.188	59.214	4	3.246	49.552	4	3.342	48.903	4	3.963	48.975	4	4.479	48.591
36	4.219	1:00.245	36	5.307	50.582	36	6.637	50.137	36	8.087	49.804	36	9.768	49.756
2	4.671	1:00.697	6	6.121	50.717	6	7.336	50.022	6	8.852	49.870	6	10.150	49.373
6	4.898	1:00.924	9	7.172	51.360	88	9.141	50.647	88	11.600	50.813	34	14.046	50.318
9	5.306	1:01.332	88	7.301	51.419	9	9.728	51.363	34	11.803	50.347	88	14.306	50.781
88	5.376	1:01.402	34	7.850	51.551	34	9.810	50.767	9	12.593	51.219	9	15.318	50.800
34	5.793	1:01.819	56	9.429	52.569	56	11.749	51.127	56	14.518	51.123	56	17.048	50.605
56	6.354	1:02.380	31	10.664	53.654	15	13.336	51.187	15	15.777	50.795	15	17.934	50.232
31	6.504	1:02.530	15	10.956	53.499	31	13.511	51.654	31	16.022	50.865	31	18.539	50.592
15	6.951	1:02.977	7	11.744	53.697	7	15.041	52.104	24	17.378	50.466	24	20.410	51.107
7	7.541	1:03.567	24	13.094	53.606	24	15.266	50.979	7	19.017	52.330	7	22.691	51.749
33	8.243	1:04.269	33	13.174	54.425	17	18.273	53.231	25	22.953	52.721	25	27.153	52.275
24	8.982	1:05.008	17	13.849	54.000	25	18.586	53.428	17	23.009	53.090	17	28.200	53.266
17	9.343	1:05.369	25	13.965	53.986	33	19.390	55.023	33	24.825	53.789	33	29.687	52.937
25	9.473	1:05.499	60	15.689	54.574	60	20.409	53.527	60	25.919	53.864	60	30.957	53.113
60	10.609	1:06.635	86	16.500	54.541	86	21.662	53.969	86	27.048	53.740	86	32.341	53.368
86	11.453	1:07.479	96	16.880	54.497	96	22.245	54.172	96	27.673	53.782	96	33.169	53.571
96	11.877	1:07.903	82	21.463	56.906	82	28.829	56.173	82	36.625	56.150	82	44.163	55.613
82	14.051	1:10.077												

**TMS Sports 2000 Duratec Championship**  
**RACE CLASSIFICATION - RACE 25 - LAP CHART**  
 (contd.)

Lap 6			Lap 7			Lap 8			Lap 9			Lap 10		
No	Behind	Laptime	No	Behind	Laptime	No	Behind	Laptime	No	Behind	Laptime	No	Behind	Laptime
43		47.824	43		47.995	43		47.999	43		47.721	43		48.280
12	1.849	48.292	12	2.139	48.285	12	2.061	47.921	12	2.196	47.856	33	1 LAP	53.565
1	2.674	48.241	1	2.726	48.047	1	2.795	48.068	1	3.422	48.348	12	2.372	48.456
27	3.079	48.556	27	3.295	48.211	27	3.214	47.918	27	5.046	49.553	1	3.467	48.325
4	5.061	48.406	82	1 LAP	56.961	4	6.342	48.627	96	1 LAP	55.559	27	5.405	48.639
36	11.339	49.395	4	5.714	48.648	6	13.549	48.803	4	7.303	48.682	60	1 LAP	56.203
6	11.656	49.330	6	12.745	49.084	82	1 LAP	56.642	6	14.761	48.933	86	1 LAP	55.090
34	16.114	49.892	36	13.011	49.667	36	14.369	49.357	36	15.876	49.228	4	7.700	48.677
88	17.048	50.566	34	17.565	49.446	34	19.256	49.690	34	20.769	49.234	96	1 LAP	55.415
9	17.977	50.483	88	19.967	50.914	9	22.285	50.083	82	1 LAP	56.690	6	15.813	49.332
56	20.266	51.042	9	20.201	50.219	88	23.939	51.971	9	24.688	50.124	36	17.071	49.475
15	20.444	50.334	15	23.254	50.805	15	25.693	50.438	88	27.149	50.931	34	21.626	49.137
31	21.339	50.624	56	23.616	51.345	56	26.491	50.874	15	28.188	50.216	9	26.764	50.356
24	23.637	51.051	31	24.555	51.211	31	27.472	50.916	56	29.239	50.469	88	30.067	51.198
7	26.440	51.573	24	26.876	51.234	24	29.770	50.893	31	30.197	50.446	82	1 LAP	56.196
25	31.226	51.897	7	30.095	51.650	7	33.535	51.439	24	33.233	51.184	15	30.837	50.929
17	32.923	52.547	25	34.973	51.742	25	38.501	51.527	7	37.410	51.596	56	31.638	50.679
33	34.671	52.808	17	37.480	52.552	17	42.040	52.559	25	41.936	51.156	31	32.329	50.412
60	35.851	52.718	33	39.853	53.177	33	44.766	52.912	17	47.307	52.988	24	36.010	51.057
86	37.683	53.166	60	40.536	52.680	60	45.338	52.801				7	41.015	51.885
96	39.329	53.984	86	42.648	52.960	86	47.651	53.002				25	44.933	51.277
			96	45.507	54.173									

**TMS Sports 2000 Duratec Championship**  
**RACE CLASSIFICATION - RACE 25 - LAP CHART**  
 (contd.)

Lap 11			Lap 12			Lap 13			Lap 14			Lap 15		
No	Behind	Laptime	No	Behind	Laptime	No	Behind	Laptime	No	Behind	Laptime	No	Behind	Laptime
43		48.439	43		47.690	43		47.939	43		47.861	43		48.193
12	2.797	48.864	25	1 LAP	51.200	82	2 LAPS	55.889	12	4.558	48.695	24	1 LAP	51.625
1	4.195	49.167	12	3.305	48.198	7	1 LAP	52.508	7	1 LAP	53.520	12	4.910	48.545
17	1 LAP	55.010	1	5.736	49.231	12	3.724	48.358	1	6.895	48.565	1	7.031	48.329
27	6.983	50.017	27	8.459	49.166	1	6.191	48.394	27	9.591	48.690	27	9.957	48.559
33	1 LAP	54.673	4	9.673	48.749	25	1 LAP	54.435	82	2 LAPS	58.187	7	1 LAP	53.315
4	8.614	49.353	17	1 LAP	55.062	27	8.762	48.242	4	12.257	50.324	4	12.801	48.737
60	1 LAP	54.489	33	1 LAP	53.542	4	9.794	48.060	25	1 LAP	56.714	82	2 LAPS	56.013
86	1 LAP	55.222	60	1 LAP	53.377	17	1 LAP	52.447	6	22.209	49.953	25	1 LAP	51.778
6	17.286	49.912	6	18.696	49.100	33	1 LAP	53.100	17	1 LAP	53.459	6	23.449	49.433
36	19.389	50.757	86	1 LAP	53.279	6	20.117	49.360	36	25.605	49.839	36	27.225	49.813
96	1 LAP	56.002	36	21.356	49.657	60	1 LAP	53.846	33	1 LAP	54.415	34	28.148	48.698
34	22.218	49.031	34	24.141	49.613	36	23.627	50.210	34	27.643	50.134	17	1 LAP	53.401
9	28.792	50.467	96	1 LAP	56.879	34	25.370	49.168	60	1 LAP	54.573	33	1 LAP	53.904
88	32.125	50.497	9	31.425	50.323	86	1 LAP	54.303	86	1 LAP	53.480	60	1 LAP	53.359
15	33.205	50.807	88	34.947	50.512	9	33.772	50.286	9	35.892	49.981	86	1 LAP	52.552
56	34.206	51.007	15	36.233	50.718	88	37.641	50.633	88	40.226	50.446	9	38.031	50.332
31	35.051	51.161	56	37.372	50.856	96	1 LAP	56.419	15	41.783	50.857	88	42.655	50.622
24	39.396	51.825	31	37.685	50.324	15	38.787	50.493	56	44.107	51.464	15	44.123	50.533
82	1 LAP	57.683	24	42.913	51.207	56	40.504	51.071	31	44.350	51.453	56	47.008	51.094
7	44.254	51.678				31	40.758	51.012	96	1 LAP	56.731	31	47.217	51.060
						24	46.096	51.122						



**TMS Sports 2000 Duratec Championship**  
**RACE CLASSIFICATION - RACE 25 - LAP CHART**  
 (contd.)

Lap 16			Lap 17			Lap 18			Lap 19			Lap 20		
No	Behind	Laptime	No	Behind	Laptime	No	Behind	Laptime	No	Behind	Laptime	No	Behind	Laptime
43		47.743	43		47.892	43		48.360	43		48.361	43		48.082
24	1 LAP	52.070	56	1 LAP	51.359	88	1 LAP	51.038	60	2 LAPS	52.603	82	3 LAPS	55.897
12	6.106	48.939	31	1 LAP	51.319	15	1 LAP	51.898	86	2 LAPS	52.965	88	1 LAP	50.573
96	2 LAPS	56.740	12	6.559	48.345	12	6.931	48.732	88	1 LAP	50.456	33	2 LAPS	53.300
1	7.544	48.256	1	7.799	48.147	1	8.089	48.650	15	1 LAP	50.730	12	7.198	48.808
27	9.906	47.692	24	1 LAP	51.978	31	1 LAP	53.981	12	6.472	47.902	86	2 LAPS	54.175
4	13.652	48.594	27	10.378	48.364	27	10.650	48.632	1	7.733	48.005	1	8.491	48.840
7	1 LAP	52.570	4	14.835	49.075	56	1 LAP	58.532	27	10.612	48.323	15	1 LAP	51.555
25	1 LAP	51.838	96	2 LAPS	56.440	24	1 LAP	52.113	31	1 LAP	51.524	60	2 LAPS	56.786
82	2 LAPS	57.361	7	1 LAP	51.902	4	15.206	48.731	56	1 LAP	50.750	27	10.292	47.762
36	28.842	49.360	25	1 LAP	51.689	96	2 LAPS	54.695	4	16.726	49.881	31	1 LAP	50.848
34	29.194	48.789	34	31.209	49.907	7	1 LAP	51.670	24	1 LAP	51.802	4	17.620	48.976
17	1 LAP	52.558	36	31.857	50.907	25	1 LAP	51.419	7	1 LAP	51.827	56	1 LAP	50.736
33	1 LAP	53.809	82	2 LAPS	56.602	34	32.143	49.294	96	2 LAPS	55.246	24	1 LAP	51.412
9	40.337	50.049	17	1 LAP	52.032	36	33.004	49.507	34	32.619	48.837	7	1 LAP	51.413
60	1 LAP	53.020	9	42.904	50.459	17	1 LAP	52.515	36	33.793	49.150	34	34.584	50.047
86	1 LAP	52.994	33	1 LAP	53.536	82	2 LAPS	55.365	25	1 LAP	52.276	36	35.874	50.163
88	45.643	50.731	60	1 LAP	52.874	9	44.755	50.211	17	1 LAP	52.480	96	2 LAPS	56.302
15	47.106	50.726	86	1 LAP	52.848	33	1 LAP	53.103	9	46.426	50.032	25	1 LAP	51.871

**TMS Sports 2000 Duratec Championship**  
**RACE CLASSIFICATION - RACE 25 - LAP CHART**  
 (contd.)

Lap 21			Lap 22			Lap 23			Lap 24			Lap 25		
No	Behind	Laptime	No	Behind	Laptime	No	Behind	Laptime	No	Behind	Laptime	No	Behind	Laptime
43		48.403	43		48.327	43		48.219	43		48.088	43		48.140
9	1 LAP	51.622	9	1 LAP	50.547	9	1 LAP	50.259	25	2 LAPS	53.659	25	2 LAPS	51.464
17	2 LAPS	54.313	17	2 LAPS	52.587	12	7.945	48.199	12	7.881	48.024	12	7.909	48.168
12	7.698	48.903	12	7.965	48.594	1	9.574	48.276	9	1 LAP	50.216	9	1 LAP	50.682
88	1 LAP	51.422	1	9.517	49.008	27	11.037	48.249	1	9.858	48.372	27	10.895	48.296
1	8.836	48.748	27	11.007	49.081	88	1 LAP	50.663	27	10.739	47.790	1	11.151	49.433
27	10.253	48.364	88	1 LAP	51.741	17	2 LAPS	55.211	88	1 LAP	50.985	88	1 LAP	50.869
33	2 LAPS	54.000	15	1 LAP	52.245	15	1 LAP	51.161	17	2 LAPS	52.611	4	22.462	49.247
15	1 LAP	51.317	33	2 LAPS	53.801	33	2 LAPS	53.129	15	1 LAP	50.565	15	1 LAP	51.092
82	3 LAPS	58.018	86	2 LAPS	52.871	4	21.182	49.205	4	21.355	48.261	17	2 LAPS	54.592
86	2 LAPS	53.956	60	2 LAPS	53.072	86	2 LAPS	53.146	33	2 LAPS	53.096	31	1 LAP	50.693
60	2 LAPS	53.687	4	20.196	50.927	31	1 LAP	50.957	31	1 LAP	51.035	56	1 LAP	51.068
31	1 LAP	50.800	31	1 LAP	53.084	56	1 LAP	50.957	86	2 LAPS	52.981	33	2 LAPS	53.789
4	17.596	48.379	56	1 LAP	51.007	60	2 LAPS	55.135	56	1 LAP	50.557	86	2 LAPS	52.859
56	1 LAP	50.737	82	3 LAPS	1:01.142	82	3 LAPS	54.964	60	2 LAPS	52.194	60	2 LAPS	52.195
7	1 LAP	51.840	34	36.465	49.469	34	37.445	49.199	82	3 LAPS	53.992	34	40.764	50.014
34	35.323	49.142	7	1 LAP	52.428	7	1 LAP	51.367	34	38.890	49.533	82	3 LAPS	55.307
36	37.900	50.429	25	1 LAP	51.279				7	1 LAP	51.363			
25	1 LAP	53.509												

**TMS Sports 2000 Duratec Championship**  
**RACE CLASSIFICATION - RACE 25 - LAP CHART**  
 (contd.)

Lap 26			Lap 27			Lap 28			Lap 29			Lap 30		
No	Behind	Laptime	No	Behind	Laptime	No	Behind	Laptime	No	Behind	Laptime	No	Behind	Laptime
43		48.131	43		48.438	43		48.294	43		48.359	43		48.729
7	2 LAPS	52.671	82	4 LAPS	54.004	12	7.647	48.332	60	3 LAPS	53.574	33	3 LAPS	53.964
12	8.136	48.358	7	2 LAPS	51.298	7	2 LAPS	53.235	12	7.162	47.874	86	3 LAPS	54.001
25	2 LAPS	51.667	12	7.609	47.911	27	10.191	48.076	27	9.841	48.009	12	6.269	47.836
27	11.084	48.320	27	10.409	47.763	82	4 LAPS	56.039	7	2 LAPS	51.937	60	3 LAPS	54.208
1	11.609	48.589	1	11.694	48.523	9	1 LAP	50.362	82	4 LAPS	53.600	27	8.809	47.697
9	1 LAP	51.037	25	2 LAPS	52.719	25	2 LAPS	52.361	9	1 LAP	50.443	7	2 LAPS	51.795
36	4 LAPS	3:37.662P	9	1 LAP	50.642	4	24.066	48.452	25	2 LAPS	52.289	82	4 LAPS	53.645
88	1 LAP	51.232	4	23.908	49.258	88	1 LAP	51.444	4	24.021	48.314	9	1 LAP	50.116
4	23.088	48.757	88	1 LAP	51.011	15	1 LAP	51.021	88	1 LAP	51.600	4	24.793	49.501
15	1 LAP	51.187	15	1 LAP	51.075	31	1 LAP	50.829	15	1 LAP	51.066	25	2 LAPS	51.572
17	2 LAPS	52.543	17	2 LAPS	53.461	56	1 LAP	50.706	31	1 LAP	50.693	88	1 LAP	50.787
31	1 LAP	50.841	31	1 LAP	50.900	17	2 LAPS	53.777	56	1 LAP	50.607	15	1 LAP	50.431
56	1 LAP	50.680	56	1 LAP	50.590	34	44.555	49.795	17	2 LAPS	52.874	31	1 LAP	50.912
33	2 LAPS	52.639	33	2 LAPS	53.153	33	2 LAPS	53.208	34	45.624	49.428	56	1 LAP	50.818
86	2 LAPS	52.292	86	2 LAPS	53.293	86	2 LAPS	53.043				34	46.152	49.257
60	2 LAPS	52.547	34	43.054	49.307									
34	42.185	49.552	60	2 LAPS	54.380									

**TMS Sports 2000 Duratec Championship**  
**RACE CLASSIFICATION - RACE 25 - LAP CHART**  
 (contd.)

Lap 31			Lap 32			Lap 33			Lap 34			Lap 35		
No	Behind	Laptime	No	Behind	Laptime	No	Behind	Laptime	No	Behind	Laptime	No	Behind	Laptime
43		48.281	43		48.366	43		48.172	43		49.240	43		48.735
17	3 LAPS	54.853	12	6.232	48.060	12	5.876	47.816	31	2 LAPS	52.005	34	1 LAP	50.230
12	6.538	48.550	17	3 LAPS	53.128	27	7.564	47.975	56	2 LAPS	51.756	31	2 LAPS	50.758
33	3 LAPS	53.730	27	7.761	47.859	17	3 LAPS	53.647	12	4.471	47.835	12	3.696	47.960
27	8.268	47.740	33	3 LAPS	53.299	33	3 LAPS	52.769	27	5.970	47.646	56	2 LAPS	51.159
86	3 LAPS	54.322	86	3 LAPS	53.100	86	3 LAPS	52.476	17	3 LAPS	52.832	27	4.900	47.665
7	2 LAPS	52.026	7	2 LAPS	52.590	4	25.872	48.474	33	3 LAPS	52.565	17	3 LAPS	52.892
9	1 LAP	51.836	4	25.570	48.649	9	1 LAP	50.194	86	3 LAPS	52.435	4	26.324	49.588
4	25.287	48.775	9	1 LAP	50.467	7	2 LAPS	54.012	4	25.471	48.839	9	1 LAP	50.741
82	4 LAPS	55.171	25	2 LAPS	52.532	25	2 LAPS	51.684	9	1 LAP	50.254	86	3 LAPS	1:01.876
25	2 LAPS	52.369	82	4 LAPS	54.239	82	4 LAPS	54.096	7	2 LAPS	52.071	7	2 LAPS	52.792
88	1 LAP	51.986	88	1 LAP	51.270	88	1 LAP	51.126	25	2 LAPS	51.804	25	2 LAPS	52.734
15	1 LAP	51.026	15	1 LAP	51.014	15	1 LAP	50.901	82	4 LAPS	53.430	88	1 LAP	51.952
31	1 LAP	50.720	31	1 LAP	50.664	34	49.119	49.695	88	1 LAP	50.575			
56	1 LAP	50.624	56	1 LAP	50.853				15	1 LAP	50.655			
34	47.182	49.311	34	47.596	48.780									

**TMS Sports 2000 Duratec Championship**  
**RACE CLASSIFICATION - RACE 25 - LAP CHART**  
 (contd.)

Lap 36			Lap 37			Lap 38			Lap 39			Lap 40		
No	Behind	Laptime	No	Behind	Laptime	No	Behind	Laptime	No	Behind	Laptime	No	Behind	Laptime
43		48.948	43		48.853	43		49.007						
15	2 LAPS	52.355	88	2 LAPS	51.514	25	3 LAPS	51.909						
34	1 LAP	49.178	34	1 LAP	49.244	34	1 LAP	50.026						
82	5 LAPS	57.073	15	2 LAPS	52.094	12	3.627	48.437						
12	3.597	48.849	12	4.197	49.453	27	4.185	48.602						
27	4.562	48.610	27	4.590	48.881	88	2 LAPS	54.858						
31	2 LAPS	51.479	31	2 LAPS	51.064	15	2 LAPS	52.837						
56	2 LAPS	51.236	56	2 LAPS	51.423	31	2 LAPS	51.070						
17	3 LAPS	52.433	82	5 LAPS	56.529	56	2 LAPS	51.188						
4	26.148	48.772	4	26.890	49.595	82	5 LAPS	54.416						
9	1 LAP	50.070	17	3 LAPS	52.935	4	28.622	50.739						
7	2 LAPS	52.141	9	1 LAP	50.245	17	3 LAPS	53.011						
86	3 LAPS	56.070	7	2 LAPS	52.359	9	1 LAP	50.501						
25	2 LAPS	51.924	86	3 LAPS	54.623	7	2 LAPS	53.054						
						86	3 LAPS	56.469						

## SRCC Sports 2000 Championship QUALIFYING - RACE 21

POS	NO	CL	NAME	NAT	CAR	TIME	LAPS	GAP	MPH
1	4	A	Rupert RUSSELL		Van Diemen RF94	49.956	19		88.36
2	15	A	Guy ELLIS		Carbir	50.013	21	0.057	88.26
3	39	A	Mike TURNER		Lola T88/90	50.360	18	0.404	87.65
4	28	B	David FLORY		Lola T598	50.386	23	0.430	87.61
5	47	A	James BARCLAY		Swift DB2	50.699	21	0.743	87.06
6	56	H	Tony MARYON		Lola T492	50.814	22	0.858	86.87
7	25	H	Mark MARSH		Lola T590	50.822	21	0.866	86.85
8	20	H	Keith NORMAN		Tiga SC80	51.162	21	1.206	86.28
9	69	B	Dave MUSE		Shrike P15	51.318	13	1.362	86.01
10	3	A	Colin FEYERABEND		Lola T90/90	51.477	20	1.521	85.75
11	38	H	Paul TICKNER		Tiga SC79	51.603	14	1.647	85.54
12	26	B	Graham STOTEN		Lola T86/90	51.726	22	1.770	85.34
13	8	A	David HOUGHTON		Van Diemen RFSC02	51.840	23	1.884	85.15
14	83	A	Charles SCAMMELL		Tiga SC87	51.913	22	1.957	85.03
15	99	H	Martin ELLIS		Royale S2000M	51.986	21	2.030	84.91
16	49	H	Gary MARSH		Tiga SC81	52.000	22	2.044	84.89
17	31	H	Neil DUKE		Tiga SC79	52.184	16	2.228	84.59
18	17	A	Mike JOHNS		Van Diemen RF02	52.323	22	2.367	84.36
19	82	H	David WHITHAM		Lola T592 S	52.455	22	2.499	84.15
20	77	B	Barry PHILLIPS		Tiga SC83	52.590	22	2.634	83.93
21	65	H	Julian MAYNARD		Lola T492	52.694	22	2.738	83.77
22	21	A	Jonas QUARNSTROM		Shrike P16	53.032	22	3.076	83.23
23	86	B	Richard HARRIS		Royale RP37	53.211	21	3.255	82.95
24	16	A	Richard COOKE		Lola T87/90	53.296	21	3.340	82.82
25	33	B	Mike FRY		Royale RP42	53.494	22	3.538	82.52
26	96	H	Mira FEYERABEND		Tiga SC79	53.719	21	3.763	82.17
27	45	H	Stratton MACKAY		Royal SM2000	53.866	20	3.910	81.95
28	18	B	Steve MORRIS		Shrike P15	53.917	21	3.961	81.87
29	60	B	James BOURN		Tiga SC84	55.566	13	5.610	79.44
30	11	B	Paul CROCKER		Shrike P15	56.163	20	6.207	78.59
31	22	B	Trevor WILLARD		March 86S	58.052	14	8.096	76.04
32	7	B	Mike BOHLING		Shrike P15	1:36.788	1	46.832	45.60

Weather / Track : Cloudy / Dry

These results are provisional until the conclusion of any judicial and technical matters.

Brands Hatch

Circuit Length = 1.2262 miles.

Start: 13:29 End: 13:49

Clerk Of Course:	Stewards:	Timekeeper:
------------------	-----------	-------------

## SRCC Sports 2000 Championship QUALIFYING - LAP ANALYSIS

<b>3</b>	<b>Colin FEYERABEND</b>							Lola T90/90
1 -	1:20.593	6 -	55.228	11 -	52.732	16 -	54.315	
2 -	56.660	7 -	53.637	12 -	52.517	17 -	52.651	
3 -	54.570	8 -	52.290	13 -	53.611	18 -	51.574	
4 -	52.828	9 -	<b>51.477</b>	14 -	52.073	19 -	51.888	
5 -	53.361	10 -	51.709	15 -	52.092	20 -	51.804	
<b>4</b>	<b>Rupert RUSSELL</b>							Van Diemen RF94
1 -	1:31.746	6 -	51.197	11 -	50.993	16 -	50.922	
2 -	54.211	7 -	53.150	12 -	50.632	17 -	50.672	
3 -	59.324	8 -	50.866	13 -	50.972	18 -	52.338	
4 -	51.652	9 -	50.079	14 -	50.785	19 -	1:56.755P	
5 -	50.280	10 -	<b>49.956</b>	15 -	51.509			
<b>7</b>	<b>Mike BOHLING</b>							Shrike P15
1 -	<b>1:36.788</b>							
<b>8</b>	<b>David HOUGHTON</b>							Van Diemen RFSC02
1 -	1:14.098	6 -	55.527	11 -	52.245	16 -	52.862	21 - 52.023
2 -	57.036	7 -	53.119	12 -	53.193	17 -	<b>51.840</b>	22 - 52.993
3 -	56.907	8 -	52.450	13 -	52.758	18 -	52.257	23 - 53.791
4 -	53.754	9 -	52.076	14 -	52.839	19 -	52.090	
5 -	53.433	10 -	52.391	15 -	52.694	20 -	52.880	
<b>11</b>	<b>Paul CROCKER</b>							Shrike P15
1 -	1:42.012	6 -	1:00.808	11 -	57.423	16 -	58.028	
2 -	1:01.828	7 -	59.499	12 -	56.686	17 -	57.082	
3 -	1:03.527	8 -	58.726	13 -	59.296	18 -	58.583	
4 -	1:01.169	9 -	58.838	14 -	1:00.273	19 -	<b>56.163</b>	
5 -	1:04.593	10 -	59.180	15 -	57.640	20 -	57.181	
<b>15</b>	<b>Guy ELLIS</b>							Carbir
1 -	1:09.420	6 -	51.006	11 -	52.487	16 -	51.206	21 - 50.763
2 -	54.039	7 -	50.357	12 -	50.772	17 -	50.779	
3 -	52.466	8 -	51.594	13 -	2:48.902P	18 -	50.928	
4 -	53.304	9 -	50.210	14 -	1:00.521	19 -	50.060	
5 -	52.732	10 -	51.292	15 -	51.084	20 -	<b>50.013</b>	

# SRCC Sports 2000 Championship QUALIFYING - LAP ANALYSIS

(contd.)

<b>16</b>	<b>Richard COOKE</b>						Lola T87/90		
1 -	1:56.682	6 -	56.136	11 -	55.770	16 -	54.988	21 -	<b>53.296</b>
2 -	1:01.890	7 -	57.379	12 -	55.900	17 -	55.574		
3 -	56.556	8 -	55.214	13 -	54.336	18 -	55.380		
4 -	57.718	9 -	54.774	14 -	54.729	19 -	54.667		
5 -	57.917	10 -	55.943	15 -	55.790	20 -	53.403		
<b>17</b>	<b>Mike JOHNS</b>						Van Diemen RF02		
1 -	1:35.653	6 -	52.748	11 -	52.343	16 -	53.399	21 -	52.385
2 -	56.541	7 -	<b>52.323</b>	12 -	53.489	17 -	52.825	22 -	52.371
3 -	55.865	8 -	54.009	13 -	53.393	18 -	52.616		
4 -	53.959	9 -	53.539	14 -	52.535	19 -	53.448		
5 -	53.056	10 -	52.645	15 -	52.567	20 -	52.346		
<b>18</b>	<b>Steve MORRIS</b>						Shrike P15		
1 -	1:48.180	6 -	56.896	11 -	54.410	16 -	55.222	21 -	53.971
2 -	1:01.976	7 -	56.111	12 -	54.319	17 -	55.311		
3 -	1:02.632	8 -	54.460	13 -	54.295	18 -	57.131		
4 -	57.053	9 -	55.442	14 -	55.778	19 -	54.198		
5 -	1:03.128	10 -	54.753	15 -	56.431	20 -	<b>53.917</b>		
<b>20</b>	<b>Keith NORMAN</b>						Tiga SC80		
1 -	1:31.320	6 -	51.902	11 -	51.288	16 -	54.089	21 -	51.334
2 -	55.298	7 -	54.493	12 -	51.337	17 -	51.581		
3 -	55.861	8 -	52.976	13 -	51.251	18 -	<b>51.162</b>		
4 -	52.411	9 -	51.359	14 -	51.654	19 -	1:55.439P		
5 -	51.456	10 -	51.624	15 -	51.646	20 -	1:07.333		
<b>21</b>	<b>Jonas QUARNSTROM</b>						Shrike P16		
1 -	1:30.043	6 -	53.184	11 -	53.721	16 -	53.750	21 -	53.292
2 -	56.141	7 -	<b>53.032</b>	12 -	53.665	17 -	53.643	22 -	53.459
3 -	58.994	8 -	54.426	13 -	53.926	18 -	53.478		
4 -	53.891	9 -	53.745	14 -	54.052	19 -	53.478		
5 -	53.882	10 -	53.752	15 -	53.654	20 -	54.633		
<b>22</b>	<b>Trevor WILLARD</b>						March 86S		
1 -	1:38.600	6 -	1:05.633	11 -	1:00.857				
2 -	1:04.577	7 -	1:03.278	12 -	59.209				
3 -	1:02.452	8 -	1:01.400	13 -	<b>58.052</b>				
4 -	1:02.531	9 -	59.627	14 -	59.428				
5 -	1:02.503	10 -	1:01.183						



# SRCC Sports 2000 Championship QUALIFYING - LAP ANALYSIS

(contd.)

<b>25</b>	<b>Mark MARSH</b>					Lola T590
1 -	1:51.705	6 -	50.993	11 -	2:06.493P	16 - 51.245 21 - 52.272
2 -	1:00.401	7 -	50.843	12 -	1:00.804	17 - 52.588
3 -	56.133	8 -	51.713	13 -	51.572	18 - 51.151
4 -	55.121	9 -	<b>50.822</b>	14 -	53.683	19 - 51.682
5 -	52.469	10 -	51.386	15 -	52.501	20 - 51.710
<b>26</b>	<b>Graham STOTEN</b>					Lola T86/90
1 -	1:32.844	6 -	52.879	11 -	52.016	16 - 53.002 21 - 52.364
2 -	58.861	7 -	52.387	12 -	53.300	17 - 52.870 22 - 52.031
3 -	55.048	8 -	53.884	13 -	55.325	18 - 53.811
4 -	54.567	9 -	53.418	14 -	52.041	19 - <b>51.726</b>
5 -	54.220	10 -	53.070	15 -	52.278	20 - 52.789
<b>28</b>	<b>David FLORY</b>					Lola T598
1 -	1:18.034	6 -	54.172	11 -	52.037	16 - 52.021 21 - 51.728
2 -	55.465	7 -	51.210	12 -	52.888	17 - 51.509 22 - 51.767
3 -	53.518	8 -	50.546	13 -	51.257	18 - <b>50.386</b> 23 - 50.953
4 -	52.185	9 -	50.912	14 -	51.664	19 - 51.960
5 -	53.009	10 -	51.666	15 -	51.959	20 - 50.856
<b>31</b>	<b>Neil DUKE</b>					Tiga SC79
1 -	1:27.298	6 -	52.628	11 -	52.596	16 - 54.486
2 -	58.509	7 -	53.188	12 -	1:01.176	
3 -	58.629	8 -	53.197	13 -	52.613	
4 -	53.712	9 -	53.173	14 -	<b>52.184</b>	
5 -	52.643	10 -	55.731	15 -	53.882	
<b>33</b>	<b>Mike FRY</b>					Royale RP42
1 -	1:33.234	6 -	54.655	11 -	53.653	16 - 53.960 21 - 54.760
2 -	58.748	7 -	54.028	12 -	54.297	17 - 55.354 22 - 54.580
3 -	58.116	8 -	53.831	13 -	54.398	18 - 56.075
4 -	55.207	9 -	54.743	14 -	54.596	19 - 54.082
5 -	55.064	10 -	53.736	15 -	54.086	20 - <b>53.494</b>
<b>38</b>	<b>Paul TICKNER</b>					Tiga SC79
1 -	1:09.280	6 -	52.284	11 -	51.805	
2 -	55.463	7 -	51.832	12 -	6:17.710P	
3 -	54.372	8 -	51.912	13 -	1:03.843	
4 -	54.626	9 -	<b>51.603</b>	14 -	52.323	
5 -	53.360	10 -	52.641			

# SRCC Sports 2000 Championship QUALIFYING - LAP ANALYSIS

(contd.)

<b>39</b>	<b>Mike TURNER</b>						Lola T88/90
1 -	1:26.094	6 -	53.934	11 -	51.395	16 -	1:09.325
2 -	56.450	7 -	54.031	12 -	52.671	17 -	2:14.338P
3 -	54.043	8 -	53.018	13 -	51.248	18 -	1:02.893
4 -	53.085	9 -	50.721	14 -	51.035		
5 -	52.115	10 -	<b>50.360</b>	15 -	2:54.753P		
<b>45</b>	<b>Stratton MACKAY</b>						Royal SM2000
1 -	1:29.108	6 -	56.632	11 -	55.170	16 -	53.992
2 -	1:01.183	7 -	56.354	12 -	54.626	17 -	54.261
3 -	59.989	8 -	55.293	13 -	54.977	18 -	54.350
4 -	57.680	9 -	56.265	14 -	55.356	19 -	54.293
5 -	56.566	10 -	55.098	15 -	58.663	20 -	<b>53.866</b>
<b>47</b>	<b>James BARCLAY</b>						Swift DB2
1 -	1:34.112	6 -	51.401	11 -	52.076	16 -	52.027
2 -	57.852	7 -	53.336	12 -	51.470	17 -	52.323
3 -	55.094	8 -	53.182	13 -	51.260	18 -	51.363
4 -	52.970	9 -	52.094	14 -	1:47.753P	19 -	<b>50.699</b>
5 -	52.451	10 -	52.633	15 -	1:02.583	20 -	51.650
<b>49</b>	<b>Gary MARSH</b>						Tiga SC81
1 -	1:54.699	6 -	54.976	11 -	53.732	16 -	53.043
2 -	59.993	7 -	53.129	12 -	52.933	17 -	52.852
3 -	59.494	8 -	52.714	13 -	53.514	18 -	52.969
4 -	56.484	9 -	52.716	14 -	52.705	19 -	52.312
5 -	56.112	10 -	55.515	15 -	53.803	20 -	52.493
<b>56</b>	<b>Tony MARYON</b>						Lola T492
1 -	1:58.990	6 -	50.817	11 -	<b>50.814</b>	16 -	51.225
2 -	55.150	7 -	51.608	12 -	52.758	17 -	51.923
3 -	55.724	8 -	50.824	13 -	52.296	18 -	52.418
4 -	53.322	9 -	51.066	14 -	50.957	19 -	51.178
5 -	51.819	10 -	51.243	15 -	51.953	20 -	50.967
<b>60</b>	<b>James BOURN</b>						Tiga SC84
1 -	1:55.348	6 -	58.284	11 -	<b>55.566</b>		
2 -	1:05.119	7 -	59.327	12 -	56.611		
3 -	1:00.725	8 -	56.263	13 -	56.349		
4 -	58.373	9 -	59.021				
5 -	59.580	10 -	55.983				

# SRCC Sports 2000 Championship QUALIFYING - LAP ANALYSIS

(contd.)

<b>65</b>	<b>Julian MAYNARD</b>									Lola T492
1 -	1:15.107	6 -	55.225	11 -	55.253	16 -	54.802	21 -	52.713	
2 -	59.841	7 -	55.481	12 -	53.674	17 -	52.898	22 -	<b>52.694</b>	
3 -	57.043	8 -	53.312	13 -	53.629	18 -	55.129			
4 -	55.307	9 -	53.691	14 -	53.463	19 -	52.727			
5 -	55.808	10 -	54.194	15 -	53.205	20 -	53.282			
<b>69</b>	<b>Dave MUSE</b>									Shrike P15
1 -	1:57.364	6 -	52.225	11 -	52.158					
2 -	53.920	7 -	51.488	12 -	53.580					
3 -	53.729	8 -	<b>51.318</b>	13 -	52.307					
4 -	52.249	9 -	51.928							
5 -	51.353	10 -	54.378							
<b>77</b>	<b>Barry PHILLIPS</b>									Tiga SC83
1 -	1:21.077	6 -	53.625	11 -	53.215	16 -	53.775	21 -	57.274	
2 -	1:00.536	7 -	54.227	12 -	1:04.087	17 -	58.508	22 -	55.883	
3 -	58.113	8 -	55.802	13 -	1:00.769	18 -	52.970			
4 -	55.589	9 -	53.049	14 -	53.484	19 -	52.833			
5 -	54.232	10 -	<b>52.590</b>	15 -	53.888	20 -	53.431			
<b>82</b>	<b>David WHITHAM</b>									Lola T592 S
1 -	1:23.637	6 -	54.210	11 -	52.664	16 -	52.677	21 -	52.924	
2 -	57.516	7 -	57.903	12 -	1:02.326	17 -	1:04.232	22 -	1:17.797	
3 -	54.531	8 -	52.471	13 -	52.994	18 -	57.451			
4 -	54.404	9 -	1:01.847	14 -	55.342	19 -	52.586			
5 -	53.506	10 -	56.408	15 -	54.210	20 -	<b>52.455</b>			
<b>83</b>	<b>Charles SCAMMELL</b>									Tiga SC87
1 -	1:13.316	6 -	54.393	11 -	52.534	16 -	52.341	21 -	<b>51.913</b>	
2 -	56.553	7 -	53.566	12 -	52.653	17 -	52.302	22 -	53.145	
3 -	54.765	8 -	53.017	13 -	52.377	18 -	52.823			
4 -	54.651	9 -	52.523	14 -	52.357	19 -	52.433			
5 -	53.707	10 -	52.716	15 -	53.477	20 -	52.330			
<b>86</b>	<b>Richard HARRIS</b>									Royale RP37
1 -	1:26.845	6 -	56.026	11 -	1:12.962	16 -	54.221	21 -	54.062	
2 -	1:04.844	7 -	55.169	12 -	56.026	17 -	53.896			
3 -	55.064	8 -	55.705	13 -	53.794	18 -	53.631			
4 -	1:02.263	9 -	53.561	14 -	53.915	19 -	<b>53.211</b>			
5 -	55.705	10 -	53.498	15 -	54.058	20 -	53.733			

## SRCC Sports 2000 Championship QUALIFYING - LAP ANALYSIS

(contd.)

<b>96</b>	<b>Mira FEYERABEND</b>					<b>Tiga SC79</b>				
1 -	1:49.182	6 -	57.140	11 -	54.965	16 -	55.112	21 -	54.933	
2 -	1:01.749	7 -	55.757	12 -	1:02.710	17 -	54.913			
3 -	1:02.938	8 -	54.889	13 -	56.406	18 -	55.494			
4 -	59.957	9 -	54.709	14 -	58.607	19 -	<b>53.719</b>			
5 -	1:00.126	10 -	54.597	15 -	58.146	20 -	53.732			


  

<b>99</b>	<b>Martin ELLIS</b>					<b>Royale S2000M</b>				
1 -	1:15.675	6 -	54.067	11 -	2:12.785P	16 -	53.368	21 -	52.098	
2 -	58.052	7 -	53.707	12 -	1:07.327	17 -	53.009			
3 -	55.666	8 -	52.550	13 -	54.000	18 -	52.517			
4 -	54.309	9 -	<b>51.986</b>	14 -	52.528	19 -	52.387			
5 -	53.434	10 -	52.244	15 -	53.746	20 -	52.200			

**SRCC Sports 2000 Championship  
GRID - RACE 21 - AMENDED**

ROW 15	11 CROCKER	22 WILLARD
ROW 14	18 MORRIS	60 BOURN
ROW 13	96 FEYERABEND	45 MACKAY
ROW 12	86 HARRIS	16 COOKE
ROW 11	65 MAYNARD	21 QUARNSTROM
ROW 10	82 WHITHAM	77 PHILLIPS
ROW 9	31 DUKE	17 JOHNS
ROW 8	99 ELLIS	49 MARSH
ROW 7	8 HOUGHTON	83 SCAMMELL
ROW 6	38 TICKNER	26 STOTEN
ROW 5	69 MUSE	3 FEYERABEND
ROW 4	25 MARSH	20 NORMAN
ROW 3	47 BARCLAY	56 MARYON
ROW 2	39 TURNER	28 FLORY
ROW 1	4 RUSSELL	15 ELLIS

POLE



Reserves will be called in the following order - 33 & 7.

Weather / Track : Cloudy / Dry

These times are provisional until the conclusion of any judicial and technical matters.

Brands Hatch

Circuit Length = 1.2262 miles.

Start: 13:29 End: 13:49

Clerk Of Course:	Stewards:	Timekeeper:
------------------	-----------	-------------

# SRCC Sports 2000 Championship

## RACE CLASSIFICATION - RACE 21

POS	NO	CL	NAME	NAT	CAR	TIME	LAPS	GAP	MPH	BEST
1	28	B	David FLORY		Lola T598	25:42.236	30		85.91	50.312
2	20	H	Keith NORMAN		Tiga SC80	25:43.373	30	1.137	85.84	50.423
3	7	B	Mike BOHLING		Shrike P15	26:20.093	30	37.857	83.85	50.883
4	3	A	Colin FEYERABEND		Lola T90/90	26:23.488	30	41.252	83.67	51.236
5	8	A	David HOUGHTON		Van Diemen RFSC02	26:23.919	30	41.683	83.65	51.293
6	26	B	Graham STOTEN		Lola T86/90	26:26.773	30	44.537	83.50	51.639
7	31	H	Neil DUKE		Tiga SC79	26:34.506	30	52.270	83.09	51.730
8	99	H	Martin ELLIS		Royale S2000M	25:44.274	29	1 LAP	82.94	51.994
9	49	H	Gary MARSH		Tiga SC81	25:44.416	29	1 LAP	82.93	51.364
10	65	H	Julian MAYNARD		Lola T492	25:58.241	29	1 LAP	82.19	52.296
11	16	A	Richard COOKE		Lola T87/90	26:15.006	29	1 LAP	81.32	52.577
12	15	A	Guy ELLIS		Carbir	26:16.580	29	1 LAP	81.24	49.955
13	77	B	Barry PHILLIPS		Tiga SC83	26:17.276	29	1 LAP	81.20	51.882
14	86	B	Richard HARRIS		Royale RP37	26:18.010	29	1 LAP	81.16	52.355
15	82	H	David WHITHAM		Lola T592 S	26:19.012	29	1 LAP	81.11	52.366
16	33	B	Mike FRY		Royale RP42	26:19.919	29	1 LAP	81.06	52.526
17	96	H	Mira FEYERABEND		Tiga SC79	26:27.522	29	1 LAP	80.68	53.153
18	45	H	Stratton MACKAY		Royal SM2000	26:12.269	28	2 LAPS	78.65	54.043
19	22	B	Trevor WILLARD		March 86S	26:26.842	28	2 LAPS	77.93	54.253
20	11	B	Paul CROCKER		Shrike P15	25:48.693	27	3 LAPS	77.00	54.534
21	60	B	James BOURN		Tiga SC84	25:51.939	26	4 LAPS	73.99	54.919
NOT CLASSIFIED										
69	B	Dave MUSE		Shrike P15		21:43.625	25	D.N.F.	84.70	50.971
39	A	Mike TURNER		Lola T88/90		21:43.809	25	D.N.F.	84.69	50.413
56	H	Tony MARYON		Lola T492		21:43.928	25	D.N.F.	84.68	50.492
18	B	Steve MORRIS		Shrike P15		16:22.207	18	D.N.F.	80.96	52.730
38	H	Paul TICKNER		Tiga SC79		8:51.879	10	D.N.F.	83.12	51.367
83	A	Charles SCAMMELL		Tiga SC87		5:24.933	6	D.N.F.	81.72	51.597
17	A	Mike JOHNS		Van Diemen RF02		7:21.227	2	D.N.F.	20.16	1:05.598
25	H	Mark MARSH		Lola T590			0	D.N.F.	N/A	
47	A	James BARCLAY		Swift DB2			0	D.N.F.	N/A	
FASTEST LAP										
15	A	Guy ELLIS		Carbir		49.955	14	88.36mph		142.21kph
28	B	David FLORY		Lola T598		50.312	18	87.73mph		141.20kph
20	H	Keith NORMAN		Tiga SC80		50.423	25	87.54mph		140.89kph

Car No's 4 & 21 took first start.  
Weather / Track : Cloudy / Drying

Brands Hatch  
Circuit Length = 1.2262 miles.  
Start: 13:03 End: 13:28

Clerk of Course:	Stewards:	Timekeeper:

**SRCC Sports 2000 Championship**  
**RACE CLASSIFICATION - RACE 21 - LAP CHART**

Lap 1			Lap 2			Lap 3			Lap 4			Lap 5		
No	Behind	Laptime	No	Behind	Laptime	No	Behind	Laptime	No	Behind	Laptime	No	Behind	Laptime
69		1:01.439	28		53.030	28		51.705	28		50.833	28		50.846
28	0.315	1:01.754	69	0.233	53.578	20	0.456	51.735	20	0.797	51.174	20	0.976	51.025
15	0.643	1:02.082	20	0.426	52.842	69	1.672	53.144	15	1.527	50.583	15	1.145	50.464
20	0.929	1:02.368	15	0.506	53.208	15	1.777	52.976	69	2.995	52.156	69	4.470	52.321
38	1.729	1:03.168	38	0.984	52.600	38	2.402	53.123	38	3.562	51.993	38	4.886	52.170
83	2.559	1:03.998	83	2.076	52.862	83	2.897	52.526	83	4.032	51.968	83	5.168	51.982
26	2.859	1:04.298	8	3.419	53.432	8	5.079	53.365	8	6.725	52.479	8	8.361	52.482
8	3.332	1:04.771	26	3.797	54.283	26	5.681	53.589	26	7.444	52.596	26	9.181	52.583
99	3.789	1:05.228	99	4.780	54.336	99	6.643	53.568	99	8.569	52.759	99	10.389	52.666
17	4.159	1:05.598	39	5.530	54.220	39	7.105	53.280	39	8.718	52.446	39	10.597	52.725
39	4.655	1:06.094	31	6.140	54.509	31	7.534	53.099	31	9.385	52.684	56	11.237	52.374
31	4.976	1:06.415	3	6.451	54.280	3	7.952	53.206	3	9.614	52.495	31	11.361	52.822
3	5.516	1:06.955	65	7.171	54.337	65	9.129	53.663	56	9.709	51.066	3	11.683	52.915
65	6.179	1:07.618	49	8.012	55.013	49	9.472	53.165	65	11.721	53.425	7	12.976	51.798
49	6.344	1:07.783	86	9.002	55.103	56	9.476	51.528	49	11.975	53.336	65	14.309	53.434
86	7.244	1:08.683	56	9.653	53.700	7	10.459	52.240	7	12.024	52.398	49	14.619	53.490
45	7.728	1:09.167	16	9.751	55.321	86	13.030	55.733	86	16.542	54.345	18	19.769	53.593
16	7.775	1:09.214	7	9.924	55.138	16	13.483	55.437	18	17.022	54.170	86	20.477	54.781
7	8.131	1:09.570	18	10.840	54.676	18	13.685	54.550	16	17.464	54.814	16	20.650	54.032
82	9.288	1:10.727	45	10.838	56.455	45	14.181	55.048	45	18.235	54.887	45	21.452	54.063
56	9.298	1:10.737	82	12.483	56.540	82	16.060	55.282	82	19.301	54.074	82	22.413	53.958
18	9.509	1:10.948	96	13.191	56.550	96	16.611	55.125	96	20.436	54.658	96	23.614	54.024
96	9.986	1:11.425	33	14.499	56.400	33	18.276	55.482	33	21.635	54.192	33	24.610	53.821
22	10.776	1:12.215	22	15.802	58.371	77	21.650	56.974	77	25.400	54.583	77	28.718	54.164
77	11.303	1:12.742	77	16.381	58.423	22	22.511	58.414	22	30.370	58.692	22	36.752	57.228
33	11.444	1:12.883	11	18.304	58.671	11	24.145	57.546	11	30.534	57.222	11	37.415	57.727
11	12.978	1:14.417	60	23.511	1:01.455	60	29.814	58.008	60	36.434	57.453	60	41.991	56.403
60	15.401	1:16.840												

Car No's 4 & 21 took first start.  
Weather / Track : Cloudy / Drying

Brands Hatch  
Circuit Length = 1.2262 miles.  
Start: 13:03 End: 13:28

**SRCC Sports 2000 Championship**  
**RACE CLASSIFICATION - RACE 21 - LAP CHART**  
 (contd.)

Lap 6			Lap 7			Lap 8			Lap 9			Lap 10		
No	Behind	Laptime	No	Behind	Laptime	No	Behind	Laptime	No	Behind	Laptime	No	Behind	Laptime
28		50.465	28		50.516	28		50.816	28		52.709	28		51.760
20	1.245	50.734	20	1.730	51.001	20	1.945	51.031	20	1.514	52.278	20	0.665	50.911
15	1.367	50.687	69	6.457	51.451	60	1 LAP	56.888	11	1 LAP	57.377	45	1 LAP	56.979
69	5.522	51.517	38	7.586	52.090	69	7.081	51.440	22	1 LAP	58.592	69	6.609	52.430
38	6.012	51.591	8	12.356	52.382	38	8.137	51.367	60	1 LAP	55.282	11	1 LAP	56.651
83	6.300	51.597	26	13.289	52.645	8	13.602	52.062	69	5.939	51.567	38	7.445	52.067
8	10.490	52.594	39	13.581	52.635	39	13.997	51.232	38	7.138	51.710	22	1 LAP	56.683
26	11.160	52.444	56	13.690	52.099	56	14.417	51.543	39	12.530	51.242	60	1 LAP	56.361
39	11.462	51.330	3	14.670	51.799	26	15.194	52.721	56	13.293	51.585	39	11.674	50.904
56	12.107	51.335	99	16.176	53.659	3	15.602	51.748	8	14.295	53.402	56	12.025	50.492
99	13.033	53.109	31	16.390	52.623	99	17.910	52.550	26	14.587	52.102	8	14.741	52.206
3	13.387	52.169	7	16.517	52.534	31	18.172	52.598	3	15.028	52.135	26	15.243	52.416
31	14.283	53.387	65	20.173	53.115	7	18.301	52.600	99	17.867	52.666	3	15.333	52.065
7	14.499	51.988	49	20.298	53.035	17	6 LAPS	6:15.629P	7	18.009	52.417	99	19.069	52.962
65	17.574	53.730	18	25.860	53.393	49	21.954	52.472	31	18.602	53.139	7	19.107	52.858
49	17.779	53.625	16	27.127	53.398	65	22.798	53.441	49	21.489	52.244	31	19.705	52.863
18	22.983	53.679	86	28.253	54.013	18	28.197	53.153	65	24.189	54.100	49	21.604	51.875
16	24.245	54.060	45	28.708	54.060	16	28.888	52.577	18	28.805	53.317	65	25.207	52.778
86	24.756	54.744	82	29.161	53.926	15	1 LAP	2:11.125P	16	29.204	53.025	18	29.775	52.730
45	25.164	54.177	96	30.285	53.746	86	32.455	55.018	82	34.165	54.245	16	30.229	52.785
82	25.751	53.803	33	31.228	53.983	82	32.629	54.284	86	34.457	54.711	82	35.170	52.765
96	27.055	53.906	77	35.210	54.421	96	33.280	53.811	96	34.813	54.242	86	35.936	53.239
33	27.761	53.616	22	48.104	56.373	33	33.953	53.541	33	35.074	53.830	96	36.629	53.576
77	31.305	53.052	11	48.523	56.328	77	39.686	55.292	15	1 LAP	1:00.349	33	37.341	54.027
22	42.247	55.960				45	48.954	1:11.062	77	40.659	53.682	15	1 LAP	51.660
11	42.711	55.761										77	42.252	53.353
60	46.996	55.470												

Car No's 4 & 21 took first start.  
 Weather / Track : Cloudy / Drying

Brands Hatch  
 Circuit Length = 1.2262 miles.  
 Start: 13:03 End: 13:28



**SRCC Sports 2000 Championship**  
**RACE CLASSIFICATION - RACE 21 - LAP CHART**  
 (contd.)

Lap 11			Lap 12			Lap 13			Lap 14			Lap 15		
No	Behind	Laptime	No	Behind	Laptime	No	Behind	Laptime	No	Behind	Laptime	No	Behind	Laptime
28		50.521	28		50.833	28		50.681	28		50.589	28		51.132
20	0.974	50.830	20	0.857	50.716	20	0.861	50.685	20	0.970	50.698	20	0.490	50.652
45	1 LAP	55.033	69	8.367	51.823	69	9.090	51.404	69	9.966	51.465	96	1 LAP	53.853
69	7.377	51.289	45	1 LAP	55.600	56	14.823	50.958	56	14.891	50.657	77	1 LAP	53.951
11	1 LAP	56.731	56	14.546	51.276	39	15.649	51.119	39	15.583	50.523	69	10.202	51.368
56	14.103	52.599	39	15.211	51.575	45	1 LAP	56.219	45	1 LAP	55.051	56	14.552	50.793
39	14.469	53.316	22	1 LAP	56.411	8	22.310	52.715	8	24.632	52.911	39	15.066	50.615
22	1 LAP	56.977	8	20.276	53.504	3	22.623	52.635	3	25.080	53.046	45	1 LAP	55.495
60	1 LAP	56.975	3	20.669	53.613	26	23.047	52.746	26	25.361	52.903	8	25.481	51.981
8	17.605	53.385	11	1 LAP	58.239	7	23.434	51.768	7	25.522	52.677	3	26.029	52.081
3	17.889	53.077	26	20.982	53.376	22	1 LAP	56.742	31	28.736	52.713	26	26.417	52.188
26	18.439	53.717	7	22.347	52.734	31	26.612	53.283	99	29.727	52.514	7	26.547	52.157
7	20.446	51.860	60	1 LAP	57.629	11	1 LAP	57.432	49	31.056	53.386	31	29.515	51.911
31	22.500	53.316	31	24.010	52.343	99	27.802	53.337	22	1 LAP	56.397	99	30.864	52.269
99	23.270	54.722	99	25.146	52.709	49	28.259	52.883	60	1 LAP	55.656	49	31.608	51.684
49	23.809	52.726	49	26.057	53.081	60	1 LAP	56.484	11	1 LAP	58.234	22	1 LAP	54.666
65	27.755	53.069	65	30.016	53.094	65	33.242	53.907	65	35.790	53.137	65	37.745	53.087
18	33.145	53.891	18	35.917	53.605	18	39.622	54.386	15	1 LAP	51.016	60	1 LAP	55.501
16	33.538	53.830	16	36.275	53.570	16	39.868	54.274	18	42.869	53.836	15	1 LAP	49.955
82	38.129	53.480	15	1 LAP	51.454	15	1 LAP	50.158	16	43.314	54.035	11	1 LAP	56.140
86	39.862	54.447	82	41.825	54.529	82	44.523	53.379	82	47.372	53.438	18	44.597	52.860
15	1 LAP	52.453	33	44.644	54.183	33	47.202	53.239	33	49.139	52.526	16	44.969	52.787
33	41.294	54.474	86	44.769	55.740	86	47.490	53.402	86	49.432	52.531	82	50.233	53.993
96	41.368	55.260	96	45.350	54.815	96	48.368	53.699						
77	45.756	54.025	77	47.788	52.865	77	49.679	52.572						

Car No's 4 & 21 took first start.  
 Weather / Track : Cloudy / Drying

Brands Hatch  
 Circuit Length = 1.2262 miles.  
 Start: 13:03 End: 13:28

**SRCC Sports 2000 Championship**  
**RACE CLASSIFICATION - RACE 21 - LAP CHART**  
 (contd.)

Lap 16			Lap 17			Lap 18			Lap 19			Lap 20		
No	Behind	Laptime	No	Behind	Laptime	No	Behind	Laptime	No	Behind	Laptime	No	Behind	Laptime
28		50.996	28		50.845	28		50.312	28		52.088	28		50.989
33	1 LAP	53.131	20	0.766	50.987	20	1.263	50.809	16	1 LAP	53.452	20	0.755	51.283
20	0.624	51.130	82	1 LAP	54.381	82	1 LAP	53.346	20	0.461	51.286	22	2 LAPS	55.186
86	1 LAP	53.491	33	1 LAP	53.970	33	1 LAP	53.013	11	2 LAPS	56.990	16	1 LAP	54.345
96	1 LAP	53.833	86	1 LAP	53.628	86	1 LAP	53.457	33	1 LAP	53.842	11	2 LAPS	55.906
77	1 LAP	53.168	96	1 LAP	53.550	96	1 LAP	53.153	86	1 LAP	53.321	33	1 LAP	53.519
69	10.573	51.367	77	1 LAP	53.196	77	1 LAP	53.210	82	1 LAP	55.527	86	1 LAP	53.584
56	14.517	50.961	69	10.706	50.978	69	11.492	51.098	96	1 LAP	53.415	82	1 LAP	53.704
39	14.990	50.920	39	14.963	50.818	39	15.064	50.413	77	1 LAP	53.123	69	12.934	53.279
8	26.474	51.989	56	15.280	51.608	56	15.796	50.828	69	10.644	51.240	96	1 LAP	54.798
3	27.016	51.983	8	27.608	51.979	60	2 LAPS	1:21.075	39	13.469	50.493	39	14.514	52.034
26	27.502	52.081	3	28.400	52.229	8	29.147	51.851	56	14.691	50.983	56	15.059	51.357
7	27.860	52.309	26	28.578	51.921	3	29.947	51.859	8	29.095	52.036	77	1 LAP	55.718
31	30.549	52.030	7	28.598	51.583	7	30.040	51.754	7	29.438	51.486	7	31.171	52.722
45	1 LAP	57.087	31	31.434	51.730	26	30.905	52.639	3	30.584	52.725	8	32.145	54.039
99	31.919	52.051	99	33.121	52.047	31	32.858	51.736	26	31.294	52.477	3	32.261	52.666
49	32.471	51.859	49	33.597	51.971	99	34.803	51.994	31	33.553	52.783	26	32.890	52.585
15	1 LAP	50.032	45	1 LAP	55.009	49	35.792	52.507	99	34.953	52.238	31	35.741	53.177
22	1 LAP	54.489	15	1 LAP	50.249	15	1 LAP	50.922	49	35.068	51.364	99	36.574	52.610
65	39.833	53.084	65	41.827	52.839	45	1 LAP	54.906	60	2 LAPS	1:05.817	49	36.884	52.805
60	1 LAP	54.919	22	1 LAP	55.590	65	43.811	52.296	15	1 LAP	50.628	15	1 LAP	50.365
11	1 LAP	55.198	18	48.969	53.080	22	1 LAP	55.297	45	1 LAP	54.880	60	2 LAPS	59.173
18	46.734	53.133	11	1 LAP	55.603	18	51.864	53.207	65	44.360	52.637	65	46.517	53.146
16	47.234	53.261	16	49.349	52.960							45	1 LAP	55.232

Car No's 4 & 21 took first start.  
 Weather / Track : Cloudy / Drying

Brands Hatch  
 Circuit Length = 1.2262 miles.  
 Start: 13:03 End: 13:28

**SRCC Sports 2000 Championship**  
**RACE CLASSIFICATION - RACE 21 - LAP CHART**  
 (contd.)

Lap 21			Lap 22			Lap 23			Lap 24			Lap 25		
No	Behind	Laptime	No	Behind	Laptime	No	Behind	Laptime	No	Behind	Laptime	No	Behind	Laptime
28		50.543	28		51.142	28		51.239	28		50.613	28		50.584
20	0.891	50.679	45	2 LAPS	55.471	20	0.789	51.014	20	0.701	50.525	20	0.540	50.423
22	2 LAPS	54.775	20	1.014	51.265	65	1 LAP	54.799	65	1 LAP	52.994	65	1 LAP	53.161
16	1 LAP	53.427	60	3 LAPS	1:00.016	45	2 LAPS	54.505	45	2 LAPS	54.328	45	2 LAPS	54.043
33	1 LAP	53.366	22	2 LAPS	54.591	60	3 LAPS	56.391	60	3 LAPS	56.895	69	16.084	51.629
86	1 LAP	53.300	16	1 LAP	53.619	16	1 LAP	53.916	16	1 LAP	53.693	39	16.268	51.604
69	14.316	51.925	69	14.859	51.685	22	2 LAPS	55.479	69	15.039	50.971	56	16.387	51.426
39	14.978	51.007	39	15.066	51.230	69	14.681	51.061	39	15.248	50.852	16	1 LAP	55.165
11	2 LAPS	57.457	33	1 LAP	53.600	39	15.009	51.182	56	15.545	50.785	33	1 LAP	53.440
56	15.847	51.331	56	15.888	51.183	56	15.373	50.724	22	2 LAPS	56.193	86	1 LAP	53.405
82	1 LAP	54.954	86	1 LAP	55.142	33	1 LAP	53.477	33	1 LAP	53.092	82	1 LAP	52.521
96	1 LAP	53.563	82	1 LAP	52.973	86	1 LAP	52.620	86	1 LAP	52.355	60	3 LAPS	1:00.605
77	1 LAP	52.643	77	1 LAP	53.496	82	1 LAP	52.575	82	1 LAP	52.890	22	2 LAPS	56.111
7	31.729	51.101	96	1 LAP	53.700	77	1 LAP	52.024	77	1 LAP	52.510	77	1 LAP	52.269
3	33.530	51.812	11	2 LAPS	57.263	96	1 LAP	53.431	96	1 LAP	53.833	96	1 LAP	53.980
8	34.374	52.772	7	31.677	51.090	11	2 LAPS	54.534	11	2 LAPS	54.662	7	33.542	52.338
26	34.908	52.561	3	33.624	51.236	7	31.321	50.883	7	31.788	51.080	15	1 LAP	50.597
15	1 LAP	50.865	8	35.023	51.791	3	33.720	51.335	15	1 LAP	50.270	3	35.986	51.560
31	38.309	53.111	26	35.633	51.867	15	1 LAP	50.260	3	35.010	51.903	11	2 LAPS	57.566
99	38.627	52.596	15	1 LAP	49.978	8	35.857	52.073	8	36.662	51.418	8	37.371	51.293
49	39.165	52.824	31	39.372	52.205	26	36.468	52.074	26	37.625	51.770	26	38.680	51.639
65	48.739	52.765	99	39.755	52.270	31	40.178	52.045	31	41.415	51.850	31	42.930	52.099
			49	40.338	52.315	99	40.660	52.144	99	42.056	52.009	99	43.569	52.097
						49	41.195	52.096	49	42.761	52.179	49	43.970	51.793

Car No's 4 & 21 took first start.  
 Weather / Track : Cloudy / Drying

Brands Hatch  
 Circuit Length = 1.2262 miles.  
 Start: 13:03 End: 13:28

**SRCC Sports 2000 Championship**  
**RACE CLASSIFICATION - RACE 21 - LAP CHART**  
 (contd.)

Lap 26			Lap 27			Lap 28			Lap 29			Lap 30		
No	Behind	Laptime	No	Behind	Laptime	No	Behind	Laptime	No	Behind	Laptime	No	Behind	Laptime
28		50.452	28		51.018	28		50.668	28		50.935	28		51.622
20	1.044	50.956	20	0.847	50.821	20	0.796	50.617	20	1.223	51.362	20	1.137	51.536
65	1 LAP	52.916	65	1 LAP	53.163	65	1 LAP	52.817	60	4 LAPS	1:01.352	99	1 LAP	54.541
45	2 LAPS	54.095	45	2 LAPS	54.282	45	2 LAPS	54.921	11	3 LAPS	57.980	49	1 LAP	54.117
16	1 LAP	54.661	16	1 LAP	53.643	16	1 LAP	53.122	65	1 LAP	53.246	11	3 LAPS	55.942
33	1 LAP	54.120	86	1 LAP	52.553	86	1 LAP	53.493	45	2 LAPS	55.302	60	4 LAPS	59.374
86	1 LAP	54.173	33	1 LAP	52.954	77	1 LAP	53.120	16	1 LAP	53.252	65	1 LAP	52.443
82	1 LAP	54.513	82	1 LAP	52.953	82	1 LAP	54.176	86	1 LAP	52.473	45	2 LAPS	54.912
77	1 LAP	54.592	77	1 LAP	52.880	33	1 LAP	55.691	77	1 LAP	51.882	16	1 LAP	53.331
22	2 LAPS	56.168	22	2 LAPS	54.253	15	1 LAP	50.885	82	1 LAP	52.366	15	1 LAP	50.511
60	3 LAPS	58.381	96	1 LAP	54.438	7	36.670	51.691	15	1 LAP	50.443	77	1 LAP	53.346
96	1 LAP	54.266	7	35.647	52.307	22	2 LAPS	55.160	33	1 LAP	53.477	86	1 LAP	54.525
7	34.358	51.268	15	1 LAP	52.206	96	1 LAP	53.747	7	36.752	51.017	82	1 LAP	53.710
15	1 LAP	50.199	3	39.072	52.487	3	40.083	51.679	3	41.299	52.151	33	1 LAP	53.030
3	37.603	52.069	8	39.778	52.064	8	40.642	51.532	8	41.606	51.899	7	37.857	52.727
8	38.732	51.813	26	41.690	52.163	26	42.857	51.835	22	2 LAPS	55.515	3	41.252	51.575
26	40.545	52.317	60	3 LAPS	1:01.536	31	48.929	53.350	96	1 LAP	54.632	8	41.683	51.699
11	2 LAPS	55.928	11	2 LAPS	55.188	99	50.054	53.618	26	43.633	51.711	26	44.537	52.526
31	45.009	52.531	31	46.247	52.256	49	50.620	53.315	31	50.806	52.812	22	2 LAPS	54.314
99	45.634	52.517	99	47.104	52.488							96	1 LAP	54.493
49	46.566	53.048	49	47.973	52.425							31	52.270	53.086

Car No's 4 & 21 took first start.  
 Weather / Track : Cloudy / Drying

Brands Hatch  
 Circuit Length = 1.2262 miles.  
 Start: 13:03 End: 13:28