



INTERNATIONAL RACEDAY

Oulton Park Circuit

21st August 2004



Results Provided by MST Sports Timing Ltd
www.mstworld.com

Fiat Racing Challeng

QUALIFYING SESSION - RACE 1

POS	NO	CL	NAME	NAT	ENTRY	TIME	LAPS	GAP	MPH
1	3		Martin RIMAN		Fiat Uno	1:49.213	5		73.37
2	2		Jason GREATREX		Fiat Uno	1:50.509	8	1.296	72.51
3	11		Adrian MILLER		Fiat Uno	1:50.651	8	1.438	72.42
4	99		Steve TWIST		Fiat Uno	1:50.735	8	1.522	72.36
5	5		Kris GREATREX		Fiat Uno	1:52.447	8	3.234	71.26
6	15		Jeff STOCKTON		Fiat Uno	1:53.196	8	3.983	70.79
7	9		Hugh PETTIGREW		Fiat Uno	1:53.223	8	4.010	70.77
8	69		Mark BRADEN		Fiat Uno	1:53.431	8	4.218	70.64
9	29		Gary COBOURN		Fiat Uno	1:53.438	8	4.225	70.64
10	53		Mark SNELLING		Fiat Uno	1:53.495	8	4.282	70.60
11	6		Chris JAMES		Fiat Uno	1:55.186	5	5.973	69.57
12	89		Steve TOWNSEND		Fiat Uno	1:55.900	8	6.687	69.14
13	58		Dale WHITEMAN		Fiat Uno	1:57.101	8	7.888	68.43
14	79		Helen WOOLGROVE		Fiat Uno	1:57.271	8	8.058	68.33
15	8		Lee MELLING		Fiat Uno	1:57.853	8	8.640	67.99
16	84		Simon McFIE		Fiat Uno	1:58.241	8	9.028	67.77
17	19		Robin JONES		Fiat Uno	2:01.287	6	12.074	66.07

Weather / Track Bright / Dry

These results are provisional until the conclusion of any judicial and technical matters.

Oulton Park
Circuit Length = 2.2260 miles.
Start: 08:32 End: 08:47

Clerk of Course:	Stewards:	Timekeeper:
------------------	-----------	-------------

Fiat Racing Challeng

LAP ANALYSIS - RACE 1

2	Jason GREATREX	Fiat Uno
1 - 5:47.382	6 - 1:51.141	
2 - 1:57.230	7 - 1:51.297	
3 - 1:54.031	8 - 1:50.509	
4 - 1:52.949		
5 - 1:52.019		
3	Martin RIMAN	Fiat Uno
1 - 6:00.629		
2 - 2:20.030		
3 - 1:52.845		
4 - 1:49.730		
5 - 1:49.213		
5	Kris GREATREX	Fiat Uno
1 - 5:48.057	6 - 1:52.447	
2 - 1:57.240	7 - 1:53.447	
3 - 1:54.414	8 - 1:53.424	
4 - 1:53.310		
5 - 1:52.846		
6	Chris JAMES	Fiat Uno
1 - 5:40.794		
2 - 1:57.559		
3 - 2:20.365		
4 - 1:56.406		
5 - 1:55.186		
8	Lee MELLING	Fiat Uno
1 - 6:06.292	6 - 2:00.213	
2 - 2:03.493	7 - 1:57.994	
3 - 2:05.873	8 - 1:57.853	
4 - 1:59.775		
5 - 2:00.731		
9	Hugh PETTIGREW	Fiat Uno
1 - 5:56.083	6 - 1:53.223	
2 - 2:02.807	7 - 1:53.507	
3 - 1:56.007	8 - 1:53.402	
4 - 1:54.995		
5 - 1:53.927		

Weather / Track Bright / Dry

These results are provisional until the conclusion of any judicial and technical matters.

Oulton Park

Circuit Length = 2.2260 miles.

Start: 08:32 End: 08:47

Clerk of Course:	Stewards:	Timekeeper:

Fiat Racing Challeng

LAP ANALYSIS - RACE 1

(contd.)

11	Adrian MILLER	Fiat Uno
1 - 6:22.349	6 - 1:55.771	
2 - 2:02.760	7 - 1:50.651	
3 - 1:55.670	8 - 1:52.105	
4 - 1:53.305		
5 - 1:51.540		
15	Jeff STOCKTON	Fiat Uno
1 - 5:55.334	6 - 1:54.458	
2 - 2:02.727	7 - 1:54.149	
3 - 1:56.578	8 - 1:53.196	
4 - 1:56.636		
5 - 1:55.884		
19	Robin JONES	Fiat Uno
1 - 5:52.897	6 - 2:22.807P	
2 - 2:06.961		
3 - 2:24.296P		
4 - 2:38.038		
5 - 2:01.287		
29	Gary COBOURN	Fiat Uno
1 - 5:56.386	6 - 1:53.953	
2 - 1:59.881	7 - 1:53.732	
3 - 1:56.281	8 - 1:53.438	
4 - 1:55.364		
5 - 1:54.251		
53	Mark SNELLING	Fiat Uno
1 - 5:54.655	6 - 1:53.546	
2 - 2:06.291	7 - 1:53.605	
3 - 1:59.236	8 - 1:53.495	
4 - 1:54.768		
5 - 1:54.616		
58	Dale WHITEMAN	Fiat Uno
1 - 5:58.300	6 - 1:59.972	
2 - 2:05.711	7 - 1:58.020	
3 - 2:18.091	8 - 1:57.101	
4 - 2:02.817		
5 - 1:58.459		

Weather / Track Bright / Dry

These results are provisional until the conclusion of any judicial and technical matters.

Oulton Park
Circuit Length = 2.2260 miles.
Start: 08:32 End: 08:47

Clerk of Course:	Stewards:	Timekeeper:
------------------	-----------	-------------

Fiat Racing Challeng

LAP ANALYSIS - RACE 1

(contd.)

69	Mark BRADEN	Fiat Uno
1 - 6:01.990	6 - 1:55.639	
2 - 2:03.861	7 - 1:54.682	
3 - 2:00.131	8 - 1:53.431	
4 - 1:56.979		
5 - 1:56.033		
79	Helen WOOLGROVE	Fiat Uno
1 - 6:09.916	6 - 2:00.395	
2 - 2:03.337	7 - 1:57.998	
3 - 2:07.724	8 - 1:57.271	
4 - 2:02.138		
5 - 1:58.257		
84	Simon McFIE	Fiat Uno
1 - 5:57.583	6 - 2:00.398	
2 - 2:05.384	7 - 1:58.727	
3 - 2:03.945	8 - 1:58.241	
4 - 1:59.599		
5 - 2:00.389		
89	Steve TOWNSEND	Fiat Uno
1 - 5:58.663	6 - 1:57.038	
2 - 2:03.522	7 - 1:57.478	
3 - 1:58.887	8 - 1:57.117	
4 - 1:56.048		
5 - 1:55.900		
99	Steve TWIST	Fiat Uno
1 - 6:22.837	6 - 1:54.025	
2 - 2:04.964	7 - 1:51.339	
3 - 1:55.257	8 - 1:50.735	
4 - 1:54.031		
5 - 1:51.625		

Weather / Track Bright / Dry

These results are provisional until the conclusion of any judicial and technical matters.

Oulton Park


Circuit Length = 2.2260 miles.

Start: 08:32 End: 08:47

Clerk of Course:	Stewards:	Timekeeper:
------------------	-----------	-------------

Fiat Racing Challenge

GRID - RACE 1

ROW 9	19	JONES		
ROW 8	8	MELLING	84	McFIE
ROW 7	58	WHITEMAN	79	WOOLGROVE
ROW 6	6	JAMES	89	TOWNSEND
ROW 5	29	COBOURN	53	SNELLING
ROW 4	9	PETTIGREW	69	BRADEN
ROW 3	5	GREATREX	15	STOCKTON
ROW 2	11	MILLER	99	TWIST
ROW 1	3	RIMAN	2	GREATREX
POLE				
				

Weather / Track Bright / Dry

These results are provisional until the conclusion of any judicial and technical matters.

Oulton Park
Circuit Length = 2.2260 miles.
Start: 08:32 End: 08:47

Clerk of Course:	Stewards:	Timekeeper:
------------------	-----------	-------------

Fiat Racing Challeng

RACE CLASSIFICATION - RACE 1

POS	NO	CL	NAME	NAT	ENTRY	TIME	LAPS	GAP	MPH	BEST
1	3		Martin RIMAN		Fiat Uno	18:19.521	10		72.88	1:48.654
2	2		Jason GREATREX		Fiat Uno	18:20.950	10	1.429	72.78	1:48.760
3	11		Adrian MILLER		Fiat Uno	18:21.921	10	2.400	72.72	1:48.561
4	99		Steve TWIST		Fiat Uno	18:28.847	10	9.326	72.27	1:49.819
5	5		Kris GREATREX		Fiat Uno	18:37.367	10	17.846	71.71	1:50.312
6	69		Mark BRADEN		Fiat Uno	18:49.512	10	29.991	70.94	1:51.498
7	6		Chris JAMES		Fiat Uno	18:52.603	10	33.082	70.75	1:50.988
8	53		Mark SNELLING		Fiat Uno	18:53.827	10	34.306	70.67	1:51.357
9	9		Hugh PETTIGREW		Fiat Uno	18:59.192	10	39.671	70.34	1:51.760
10	15		Jeff STOCKTON		Fiat Uno	19:06.116	10	46.595	69.92	1:51.888
11	29		Gary COBOURN		Fiat Uno	19:11.009	10	51.488	69.62	1:52.731
12	25		Pete STOCKTON		Fiat Uno	19:39.378	10	1:19.857	67.94	1:55.646
13	58		Dale WHITEMAN		Fiat Uno	19:40.967	10	1:21.446	67.85	1:55.572
14	19		Robin JONES		Fiat Uno	19:41.692	10	1:22.171	67.81	1:53.767
15	84		Simon McFIE		Fiat Uno	20:00.409	10	1:40.888	66.75	1:56.120
16	79		Helen WOOLGROVE		Fiat Uno	20:18.129	10	1:58.608	65.78	1:57.035
17	92		Andy BOOY		Fiat Uno	18:26.506	9	1 LAP	65.18	1:57.624
18	20		Dave HORWOOD		Fiat Uno	19:37.479	9	1 LAP	61.25	2:06.368

NOT CLASSIFIED

8			Lee MELLING		Fiat Uno	9:56.236	5	D.N.F.	67.20	1:56.834
89			Steve TOWNSEND		Fiat Uno	2:04.183	1	D.N.F.	64.53	2:04.183

FASTEST LAP

11			Adrian MILLER		Fiat Uno	1:48.561	6	73.81mph		118.79kph
----	--	--	---------------	--	----------	----------	---	----------	--	-----------

Weather / Track Sunny / Dry

These results are provisional until the conclusion of any judicial and technical matters.

Oulton Park
Circuit Length = 2.2260 miles.
Start: 12:42 End: 13:00

Clerk of Course:	Stewards:	Timekeeper:
------------------	-----------	-------------

Fiat Racing Challeng LAP CHART - RACE 1

Lap 1			Lap 2			Lap 3			Lap 4			Lap 5		
No	Behind	Laptime	No	Behind	Laptime	No	Behind	Laptime	No	Behind	Laptime	No	Behind	Laptime
2		1:55.604	2		1:49.724	2		1:49.312	3		1:48.654	3		1:49.007
3	0.587	1:56.191	3	0.398	1:49.535	3	0.462	1:49.376	2	0.540	1:49.656	2	0.328	1:48.795
11	1.673	1:57.277	11	1.085	1:49.136	11	0.872	1:49.099	11	0.948	1:49.192	11	2.302	1:50.361
99	2.036	1:57.640	99	2.425	1:50.113	99	3.314	1:50.201	99	4.210	1:50.012	99	5.022	1:49.819
5	2.992	1:58.596	5	3.580	1:50.312	5	4.919	1:50.651	5	6.605	1:50.802	5	8.590	1:50.992
15	4.154	1:59.758	15	6.506	1:52.076	15	9.083	1:51.889	15	12.782	1:52.815	15	15.663	1:51.888
9	4.654	2:00.258	9	7.337	1:52.407	69	9.724	1:51.498	9	13.158	1:52.489	9	16.553	1:52.402
69	5.542	2:01.146	69	7.538	1:51.720	9	9.785	1:51.760	69	14.482	1:53.874	69	17.021	1:51.546
6	6.766	2:02.370	6	8.736	1:51.694	6	10.573	1:51.149	6	14.580	1:53.123	6	17.557	1:51.984
53	7.937	2:03.541	53	11.420	1:53.207	53	14.442	1:52.334	53	17.459	1:52.133	53	20.234	1:51.782
29	8.188	2:03.792	29	16.436	1:57.972	29	21.150	1:54.026	29	26.324	1:54.290	29	31.153	1:53.836
89	8.579	2:04.183	8	19.706	1:58.342	8	27.906	1:57.512	8	35.624	1:56.834	8	43.473	1:56.856
8	11.088	2:06.692	58	20.458	1:58.367	58	28.666	1:57.520	25	37.172	1:56.702	25	43.955	1:55.790
58	11.815	2:07.419	25	23.252	1:58.486	25	29.586	1:55.646	58	37.612	1:58.062	58	44.971	1:56.366
25	14.490	2:10.094	19	32.932	1:59.996	19	40.147	1:56.527	19	47.100	1:56.069	19	54.001	1:55.908
92	19.846	2:15.450	84	34.234	1:58.956	84	41.989	1:57.067	84	50.208	1:57.335	84	1:00.469	1:59.268
19	22.660	2:18.264	92	35.864	2:05.742	92	49.312	2:02.760	92	1:02.825	2:02.629	79	1:15.417	1:58.830
84	25.002	2:20.606	79	46.039	2:03.333	79	56.888	2:00.161	79	1:05.594	1:57.822	92	1:16.810	2:02.992
20	25.432	2:21.036	20	49.257	2:13.549	20	1:08.998	2:09.053	20	1:27.260	2:07.378	20	1:45.363	2:07.110
79	32.430	2:28.034												

Fiat Racing Challeng

LAP CHART - RACE 1

(contd.)

Lap 6			Lap 7			Lap 8			Lap 9			Lap 10		
No	Behind	Laptime	No	Behind	Laptime	No	Behind	Laptime	No	Behind	Laptime	No	Behind	Laptime
3		1:50.061	3		1:49.068	3		1:48.972	3		1:49.015	3		1:49.642
2	0.204	1:49.937	2	0.409	1:49.273	2	0.358	1:48.921	2	0.103	1:48.760	2	1.429	1:50.968
11	0.802	1:48.561	11	0.959	1:49.225	11	0.721	1:48.734	11	0.470	1:48.764	11	2.400	1:51.572
99	4.824	1:49.863	99	5.976	1:50.220	99	7.088	1:50.084	99	8.609	1:50.536	92	1 LAP	2:00.362
5	9.416	1:50.887	5	11.633	1:51.285	5	13.900	1:51.239	5	16.163	1:51.278	99	9.326	1:50.359
15	18.212	1:52.610	20	1 LAP	2:11.975	69	24.851	1:52.099	69	27.489	1:51.653	5	17.846	1:51.325
9	18.528	1:52.036	15	21.619	1:52.475	6	28.163	1:51.760	6	31.736	1:52.588	69	29.991	1:52.144
69	19.053	1:52.093	69	21.724	1:51.739	15	28.529	1:55.882	53	32.591	1:51.850	6	33.082	1:50.988
6	22.962	1:55.466	6	25.375	1:51.481	53	29.756	1:52.118	9	37.416	1:51.967	53	34.306	1:51.357
53	23.412	1:53.239	53	26.610	1:52.266	9	34.464	1:52.014	15	44.291	2:04.777	9	39.671	1:51.897
29	34.628	1:53.536	9	31.422	2:01.962	20	1 LAP	2:12.866	29	48.283	1:54.515	15	46.595	1:51.946
25	50.529	1:56.635	29	39.024	1:53.464	29	42.783	1:52.731	20	1 LAP	2:08.144	29	51.488	1:52.847
58	53.205	1:58.295	25	58.592	1:57.131	25	1:06.276	1:56.656	25	1:13.845	1:56.584	20	1 LAP	2:06.368
19	1:00.104	1:56.164	58	1:01.006	1:56.869	58	1:07.606	1:55.572	58	1:14.901	1:56.310	25	1:19.857	1:55.654
84	1:09.556	1:59.148	19	1:06.621	1:55.585	19	1:12.388	1:54.739	19	1:18.046	1:54.673	58	1:21.446	1:56.187
79	1:24.170	1:58.814	84	1:18.548	1:58.060	84	1:26.815	1:57.239	84	1:34.410	1:56.610	19	1:22.171	1:53.767
92	1:26.573	1:59.824	79	1:32.875	1:57.773	79	1:40.938	1:57.035	79	1:49.156	1:57.233	84	1:40.888	1:56.120
			92	1:36.628	1:59.123	92	1:45.280	1:57.624				79	1:58.608	1:59.094

Dunlop Radical Enduro Championship QUALIFYING SESSION - RACE 2

POS	NO	CL	NAME	NAT	ENTRY	TIME	LAPS	GAP	MPH
1	90	SR	REDWOOD/ABBOTT		Radical SR3	1:22.738	14		96.85
2	51	SR	MOULTON/STILP		Radical SR3	1:22.787	19	0.049	96.79
3	68	SR	QUAIFE/MOSELEY		Radical SR3	1:22.838	19	0.100	96.73
4	7	SR	Brendan DESCHAMPS		Radical SR3	1:23.871	19	1.133	95.54
5	20	P	ASPINALL/KAISER		Radical Prosport	1:24.236	17	1.498	95.13
6	99	SR	Barry WALSH		Radical SR3	1:24.277	17	1.539	95.08
7	11	P	Nick DOVE		Radical Prosport	1:24.300	17	1.562	95.06
8	66	SR	WIGHTON/MORTIMER		Radical SR3	1:24.320	17	1.582	95.03
9	76	SR	MARSHALL/BRADLEY		Radical SR3	1:24.369	18	1.631	94.98
10	97	SR	Paul WARREN		Radical SR3	1:24.424	20	1.686	94.92
11	37	P	Ian FLYNN		Radical Prosport	1:24.874	18	2.136	94.41
12	96	SR	Juan BARAZI		Radical SR3	1:25.099	15	2.361	94.16
13	12	P	GREEN/HAYMAN		Radical Prosport	1:26.104	18	3.366	93.06
14	50	P	WILLIAMS/PLUCK		Radical Prosport	1:26.361	19	3.623	92.79
15	44	P	COMPTON/WHITE		Radical Prosport	1:27.802	19	5.064	91.26
16	17	P	HEPWORTH/ODDIE		Radical Prosport	1:27.951	14	5.213	91.11
17	61	SR	SCHLAEPP/ELLIS		Radical SR3	1:28.007	17	5.269	91.05
18	60	SR	Simon PHILLIPS		Radical SR3	1:28.607	18	5.869	90.44
19	55	SR	BELL/BELL		Radical SR3	1:29.024	17	6.286	90.01
20	77	SR	STANLEY/REED		Radical SR3	1:29.318	14	6.580	89.72

Car 60 Please fit Transponder.

Weather / Track Sunny / Dry

These results are provisional until the conclusion of any judicial and technical matters.

Oulton Park

Circuit Length = 2.2260 miles.

Start: 08:54 End: 09:24

Clerk of Course:	Stewards:	Timekeeper:
------------------	-----------	-------------

Dunlop Radical Enduro Championship LAP ANALYSIS - RACE 2

7	Brendan DESCHAMPS	Radical SR3			
1 - 7:29.739	6 - 1:27.053	11 - 1:26.741	16 - 1:23.871		
2 - 1:34.034	7 - 1:26.395	12 - 1:28.613	17 - 1:26.174		
3 - 1:30.155	8 - 1:31.352P	13 - 1:33.089	18 - 1:33.363		
4 - 1:28.327	9 - 3:25.016	14 - 1:29.023	19 - 1:28.174		
5 - 1:30.313	10 - 1:25.753	15 - 1:30.957			
11	Nick DOVE	Radical Prosport			
1 - 7:44.016	6 - 1:27.106	11 - 1:25.545	16 - 1:24.300		
2 - 1:33.301	7 - 1:42.553P	12 - 1:26.656	17 - 1:42.696P		
3 - 1:29.738	8 - 5:13.922	13 - 1:28.167			
4 - 1:31.801	9 - 1:26.764	14 - 1:25.669			
5 - 1:27.635	10 - 1:28.501	15 - 1:24.536			
12	GREEN/HAYMAN	Radical Prosport			
1 - 7:30.736	6 - 1:29.051	11 - 1:26.533	16 - 1:27.049		
2 - 1:39.320	7 - 1:34.441P	12 - 1:27.707	17 - 1:27.101		
3 - 1:33.932	8 - 3:00.728	13 - 1:28.128	18 - 1:39.472P		
4 - 1:31.272	9 - 1:28.713	14 - 1:28.465			
5 - 1:28.922	10 - 1:27.283	15 - 1:26.104			
17	HEPWORTH/ODDIE	Radical Prosport			
1 - 8:01.421	6 - 1:43.582	11 - 1:30.554			
2 - 1:58.018	7 - 1:42.877	12 - 1:30.211			
3 - 1:53.054	8 - 1:47.392P	13 - 1:28.954			
4 - 1:50.039	9 - 5:36.964	14 - 1:27.951			
5 - 1:45.360	10 - 1:34.702				
20	ASPINALL/KAISER	Radical Prosport			
1 - 7:24.575	6 - 3:26.344	11 - 1:25.734	16 - 1:49.186		
2 - 1:38.085	7 - 1:29.113	12 - 1:34.643P	17 - 1:48.560P		
3 - 1:27.861	8 - 1:27.879	13 - 2:48.089			
4 - 1:26.309	9 - 1:27.804	14 - 1:25.007			
5 - 1:38.426P	10 - 1:27.131	15 - 1:24.236			
37	Ian FLYNN	Radical Prosport			
1 - 7:38.819	6 - 1:31.239	11 - 1:24.984	16 - 1:24.874		
2 - 1:39.145	7 - 1:26.658	12 - 1:41.569P	17 - 1:27.339		
3 - 1:29.368	8 - 1:26.105	13 - 2:38.157	18 - 1:25.654		
4 - 1:32.821	9 - 1:26.172	14 - 1:30.917			
5 - 1:26.856	10 - 1:24.955	15 - 1:24.992			

Car 60 Please fit Transponder.

Weather / Track Sunny / Dry

These results are provisional until the conclusion of any judicial and technical matters.

Oulton Park

Circuit Length = 2.2260 miles.

Start: 08:54 End: 09:24

Clerk of Course:	Stewards:	Timekeeper:
------------------	-----------	-------------

Dunlop Radical Enduro Championship

LAP ANALYSIS - RACE 2

(contd.)

44	COMPTON/WHITE	Radical Prosport					
1 -	7:28.577	6 -	1:34.794	11 -	1:37.030P	16 -	1:28.558
2 -	1:42.983	7 -	1:33.839	12 -	2:18.753	17 -	1:27.802
3 -	1:36.925	8 -	1:33.356	13 -	1:31.135	18 -	1:29.229
4 -	1:37.982	9 -	1:38.179	14 -	1:30.249	19 -	1:39.203
5 -	1:34.971	10 -	1:31.937	15 -	1:34.590		
50	WILLIAMS/PLUCK	Radical Prosport					
1 -	7:40.600	6 -	1:28.820	11 -	2:48.130	16 -	1:27.080
2 -	1:34.906	7 -	1:28.282	12 -	1:31.578	17 -	1:29.532
3 -	1:32.217	8 -	1:27.192	13 -	1:30.284	18 -	1:28.382
4 -	1:32.855	9 -	1:26.361	14 -	1:28.053	19 -	1:27.784
5 -	1:29.425	10 -	1:37.909P	15 -	1:27.364		
51	MOULTON/STILP	Radical SR3					
1 -	7:08.632	6 -	1:24.542	11 -	1:32.267P	16 -	1:25.441
2 -	1:39.083	7 -	1:24.796	12 -	3:19.916	17 -	1:22.787
3 -	1:28.125	8 -	1:24.080	13 -	1:27.211	18 -	1:27.850
4 -	1:26.088	9 -	1:45.964	14 -	1:26.717	19 -	1:23.526
5 -	1:25.442	10 -	1:23.943	15 -	1:23.647		
55	BELL/BELL	Radical SR3					
1 -	7:29.584	6 -	1:32.134	11 -	3:08.707	16 -	1:31.439
2 -	1:41.333	7 -	1:29.450	12 -	1:36.819	17 -	1:33.988
3 -	1:34.640	8 -	1:29.024	13 -	1:33.071		
4 -	1:38.468	9 -	1:30.142	14 -	1:31.047		
5 -	1:31.246	10 -	1:37.431P	15 -	1:31.550		
60	Simon PHILLIPS	Radical SR3					
1 -	7:53.781P	6 -	2:46.725	11 -	1:33.036	16 -	1:28.607
2 -	2:21.828	7 -	1:34.366	12 -	1:31.150	17 -	1:29.289
3 -	1:40.088	8 -	1:32.042	13 -	1:29.838	18 -	1:29.175
4 -	1:39.797	9 -	1:32.504	14 -	1:30.234		
5 -	1:41.131P	10 -	1:33.293	15 -	1:29.193		
61	SCHLAEPP/ELLIS	Radical SR3					
1 -	7:19.992	6 -	1:35.840	11 -	1:32.095	16 -	1:28.007
2 -	3:25.236	7 -	1:36.038	12 -	1:29.594	17 -	1:54.210P
3 -	1:40.800	8 -	1:35.252	13 -	1:29.577		
4 -	1:38.114	9 -	1:39.878P	14 -	1:29.912		
5 -	1:36.138	10 -	2:58.612	15 -	1:29.019		

Car 60 Please fit Transponder.

Weather / Track Sunny / Dry

These results are provisional until the conclusion of any judicial and technical matters.

Oulton Park

Circuit Length = 2.2260 miles.

Start: 08:54 End: 09:24

Clerk of Course:	Stewards:	Timekeeper:
------------------	-----------	-------------

Dunlop Radical Enduro Championship

LAP ANALYSIS - RACE 2

(contd.)

66	WIGHTON/MORTIMER	Radical SR3			
1 - 7:23.079	6 - 1:29.709P	11 - 1:24.327	16 - 1:29.894		
2 - 1:33.087	7 - 3:23.098	12 - 2:06.784P	17 - 1:24.367		
3 - 1:27.236	8 - 1:27.714	13 - 2:49.035			
4 - 1:27.369	9 - 1:25.292	14 - 1:25.727			
5 - 1:24.969	10 - 1:24.567	15 - 1:24.320			
68	QUAIFE/MOSELEY	Radical SR3			
1 - 7:24.691	6 - 1:26.951	11 - 1:24.104	16 - 1:25.235		
2 - 1:39.484	7 - 1:26.307	12 - 1:41.725	17 - 1:22.838		
3 - 1:31.708	8 - 1:25.894	13 - 1:24.164	18 - 1:31.816		
4 - 1:29.103	9 - 1:31.860P	14 - 1:26.703	19 - 1:22.957		
5 - 1:28.981	10 - 2:54.426	15 - 1:23.191			
76	MARSHALL/BRADLEY	Radical SR3			
1 - 7:29.112	6 - 1:24.369	11 - 1:34.801	16 - 1:35.859		
2 - 1:31.962	7 - 1:30.897P	12 - 1:32.871	17 - 1:34.114		
3 - 1:26.843	8 - 3:59.269	13 - 1:34.360	18 - 1:40.951		
4 - 1:25.804	9 - 1:38.198	14 - 1:34.097			
5 - 1:33.282	10 - 1:36.697	15 - 1:31.409			
77	STANLEY/REED	Radical SR3			
1 - 7:42.520	6 - 1:31.841	11 - 1:40.437P			
2 - 1:40.376	7 - 1:30.305	12 - 2:11.615			
3 - 1:34.849	8 - 1:30.131	13 - 1:30.881			
4 - 1:32.179	9 - 1:59.023P	14 - 1:29.318			
5 - 1:31.716	10 - 3:30.984				
90	REDWOOD/ABBOTT	Radical SR3			
1 - 7:45.192	6 - 1:34.662	11 - 1:25.919			
2 - 1:39.271P	7 - 1:23.606	12 - 1:23.165			
3 - 6:23.013	8 - 1:23.218	13 - 1:34.171			
4 - 1:32.397	9 - 1:30.199P	14 - 1:22.738			
5 - 1:24.226	10 - 4:17.572				
96	Juan BARAZI	Radical SR3			
1 - 7:07.083	6 - 1:27.662	11 - 1:28.073			
2 - 1:37.071	7 - 1:29.940P	12 - 1:25.099			
3 - 1:32.077	8 - 4:34.249	13 - 1:41.789P			
4 - 1:29.125	9 - 1:26.386	14 - 4:53.579			
5 - 1:27.520	10 - 1:25.563	15 - 1:51.163P			

Car 60 Please fit Transponder.

Weather / Track Sunny / Dry

These results are provisional until the conclusion of any judicial and technical matters.

Oulton Park

Circuit Length = 2.2260 miles.

Start: 08:54 End: 09:24

Clerk of Course:	Stewards:	Timekeeper:
------------------	-----------	-------------

Dunlop Radical Enduro Championship

LAP ANALYSIS - RACE 2

(contd.)

97	Paul WARREN	Radical SR3			
1 - 7:07.954	6 - 2:15.408	11 - 1:28.812	16 - 1:25.375		
2 - 1:37.730	7 - 1:29.588	12 - 1:29.213	17 - 1:24.424		
3 - 1:32.190	8 - 1:25.908	13 - 1:26.277	18 - 1:24.887		
4 - 1:33.699	9 - 2:04.972	14 - 1:25.806	19 - 1:24.805		
5 - 1:32.469P	10 - 1:26.322	15 - 1:26.009	20 - 1:26.241		
99	Barry WALSH	Radical SR3			
1 - 7:21.413	6 - 1:34.223P	11 - 1:34.441P	16 - 1:32.832		
2 - 1:31.477	7 - 3:12.851	12 - 3:07.017	17 - 1:29.233		
3 - 1:28.283	8 - 1:26.414	13 - 1:26.204			
4 - 1:31.831P	9 - 1:25.231	14 - 1:24.938			
5 - 3:31.261	10 - 1:24.854	15 - 1:24.277			

Car 60 Please fit Transponder.

Weather / Track Sunny / Dry

These results are provisional until the conclusion of any judicial and technical matters.

Oulton Park

Circuit Length = 2.2260 miles.

Start: 08:54 End: 09:24


Clerk of Course:	Stewards:	Timekeeper:

Dunlop Radical Enduro Championship

GRID RACE 2 Amended

ROW 10	77	STANLEY/REED	37	FLYNN
ROW 9	60	PHILLIPS	55	BELL/BELL
ROW 8	17	HEPWORTH/ODDIE	61	SCHLAEPPI/ELLIS
ROW 7	50	WILLIAMS/PLUCK	44	COMPTON/WHITE
ROW 6	96	BARAZI	12	GREEN/HAYMAN
ROW 5	76	RIHON/DONNELLY	97	WARREN
ROW 4	11	DOVE	66	WIGHTON/MORTIMER
ROW 3	20	ASPINALL/KAISER	99	McKEVER
ROW 2	68	QUAIFE/MOSELEY	7	DESCHAMPS
ROW 1	90	REDWOOD/ABBOTT	51	MOULTON/STILP

POLE



Car 60 Please fit Transponder. Car 37 Times disallowed O.3.3

Weather / Track Sunny / Dry

These results are provisional until the conclusion of any judicial and technical matters.

Silverstone

Circuit Length = 1.6390 miles.


Start: 08:54 End: 09:24

Clerk of Course:	Stewards:	Timekeeper:
------------------	-----------	-------------

Dunlop Radical Enduro Championship

GRID RACE 5

ROW 10	1:38.538	76	RIHON/DONNELLY	
ROW 9	1:28.101	12	GREEN/HAYMAN	1:28.645 55 BELL/BELL
ROW 8	1:27.449	17	HEPWORTH/ODDIE	1:27.819 50 WILLIAMS/PLUCK
ROW 7	1:25.344	37	FLYNN	1:27.180 61 SCHLAEPPI/ELLIS
ROW 6	1:27.265	60	PHILLIPS	1:24.224 97 WARREN
ROW 5	1:26.393	44	COMPTON/WHITE	1:26.249 77 STANLEY/REED
ROW 4	1:25.037	99	McKEVER	1:23.122 68 QUAIFE/MOSELEY
ROW 3	1:25.274	20	ASPINALL/KAISER	1:24.626 7 DESCHAMPS
ROW 2	1:24.582	96	BARAZI	1:24.568 11 DOVE
ROW 1	1:22.930	90	REDWOOD/ABBOTT	1:23.792 51 MOULTON/STILP
POLE				



Car 50 180 Sec Penalty Pit on Lap 4 Car 97 120 Sec Pen Pit on Lap 2
Weather / Track Sunny / Dry

Oulton Park
Circuit Length = 2.2260 miles.
Start: 13:38 End: 14:12

Clerk of Course:	Stewards:	Timekeeper:
------------------	-----------	-------------

**Dunlop Radical Enduro Championship
GRID RACE 5**

(contd.)



**Car 50 180 Sec Penalty Pit on Lap 4 Car 97 120 Sec Pen Pit on Lap 2
Weather / Track Sunny / Dry**

Oulton Park
Circuit Length = 2.2260 miles.
Start: 13:38 End: 14:12

Clerk of Course:	Stewards:	Timekeeper:
------------------	-----------	-------------

Dunlop Radical Enduro Championship

RACE CLASSIFICATION - RACE 2

POS	NO	CL	NAME	NAT	ENTRY	TIME	LAPS	GAP	MPH	BEST
1	90	SR	REDWOOD/ABBOTT		Radical SR3	34:08.966	24		93.86	1:22.930
2	51	SR	MOULTON/STILP		Radical SR3	34:24.010	24	15.044	93.18	1:23.792
3	96	SR	Juan BARAZI		Radical SR3	34:57.173	24	48.207	91.70	1:24.582
4	11	P	Nick DOVE		Radical Prosport	34:59.497	24	50.531	91.60	1:24.568
5	20	P	ASPINALL/KAISER		Radical Prosport	35:00.349	24	51.383	91.56	1:25.274
6	7	SR	Brendan DESCHAMPS		Radical SR3	35:00.908	24	51.942	91.54	1:24.626
7	99	SR	Ali McKEVER		Radical SR3	35:04.286	24	55.320	91.39	1:25.037
8	68	SR	QUAIFE/MOSELEY		Radical SR3	35:31.172	24	1:22.206	90.24	1:23.122
9	44	P	COMPTON/WHITE		Radical Prosport	34:43.765	23	1 LAP	88.45	1:26.393
10	77	SR	STANLEY/REED		Radical SR3	34:48.205	23	1 LAP	88.26	1:26.249
11	60	SR	Simon PHILLIPS		Radical SR3	35:16.068	23	1 LAP	87.10	1:27.265
12	97	SR	Paul WARREN		Radical SR3	37:33.155	23	1 LAP	81.80	1:24.224
13	61	SR	SCHLAEPP/ELLIS		Radical SR3	34:13.011	22	2 LAPS	85.87	1:27.180
14	17	P	HEPWORTH/ODDIE		Radical Prosport	35:54.089	22	2 LAPS	81.84	1:27.449
15	50	P	WILLIAMS/PLUCK		Radical Prosport	37:19.251	22	2 LAPS	78.73	1:27.819
NOT CLASSIFIED										
37	P	Ian FLYNN		Radical Prosport		32:31.877	22	D.N.F.	90.32	1:25.344
12	P	GREEN/HAYMAN		Radical Prosport		4:32.805	3	D.N.F.	88.12	1:28.101
55	SR	BELL/BELL		Radical SR3		4:42.646	3	D.N.F.	85.05	1:28.645
76	SR	RIHON/DONNELLY		Radical SR3		5:18.892	3	D.N.F.	75.38	1:38.538
FASTEST LAP										
90	SR	REDWOOD/ABBOTT		Radical SR3		1:22.930	4	96.63mph		155.51kph
11	P	Nick DOVE		Radical Prosport		1:24.568	4	94.75mph		152.50kph

Car 50 180 Sec Penalty Pit on Lap 4 Car 97 120 Sec Pen Pit on Lap 2
Weather / Track Sunny / Dry

Oulton Park
Circuit Length = 2.2260 miles.
Start: 13:38 End: 14:12

Clerk of Course:	Stewards:	Timekeeper:
------------------	-----------	-------------

Dunlop Radical Enduro Championship

RACE CLASSIFICATION - RACE 5

POS	NO	CL	NAME	NAT	ENTRY	TIME	LAPS	GAP	MPH	BEST
1	90	SR	REDWOOD/ABBOTT		Radical SR3	39:49.762	28		93.89	1:22.992
2	51	SR	MOULTON/STILP		Radical SR3	40:03.989	28	14.227	93.33	1:23.854
3	68	SR	QUAIFE/MOSELEY		Radical SR3	40:22.733	28	32.971	92.61	1:23.193
4	96	SR	Juan BARAZI		Radical SR3	40:23.271	28	33.509	92.59	1:24.238
5	11	P	Nick DOVE		Radical Prosport	40:32.209	28	42.447	92.25	1:24.572
6	7	SR	Brendan DESCHAMPS		Radical SR3	40:34.020	28	44.258	92.18	1:24.560
7	20	P	ASPINALL/KAISER		Radical Prosport	40:58.893	28	1:09.131	91.25	1:24.966
8	50	P	WILLIAMS/PLUCK		Radical Prosport	40:10.263	27	1 LAP	89.76	1:25.222
9	44	P	COMPTON/WHITE		Radical Prosport	40:16.252	27	1 LAP	89.54	1:26.119
10	12	P	GREEN/HAYMAN		Radical Prosport	40:21.862	27	1 LAP	89.33	1:26.219
11	55	SR	BELL/BELL		Radical SR3	40:31.494	27	1 LAP	88.98	1:25.140
12	77	SR	STANLEY/REED		Radical SR3	40:11.797	26	2 LAPS	86.38	1:26.441
13	61	SR	SCHLAEPPI/ELLIS		Radical SR3	40:24.920	26	2 LAPS	85.92	1:26.331
14	17	P	HEPWORTH/ODDIE		Radical Prosport	41:01.380	26	2 LAPS	84.64	1:26.778
15	76	SR	RIHON/DONNELLY		Radical SR3	40:22.212	25	3 LAPS	82.71	1:31.125
16	99	SR	Ali McKEVER		Radical SR3	40:03.699	23	5 LAPS	76.67	1:24.413
17	97	SR	Paul WARREN		Radical SR3	41:04.231	23	5 LAPS	74.79	1:24.163

NOT CLASSIFIED

60	SR	Simon PHILLIPS	Radical SR3	32:57.139	21	D.N.F.	85.11	1:27.589
37	P	Ian FLYNN	Radical Prosport	5:10.986	3	D.N.F.	77.30	1:28.449

FASTEST LAP

90	SR	REDWOOD/ABBOTT	Radical SR3	1:22.992	4	96.55mph	155.39kph
11	P	Nick DOVE	Radical Prosport	1:24.572	12	94.75mph	152.49kph

Weather / Track Sunny / Dry

These results are provisional until the conclusion of any judicial and technical matters.

Oulton Park
Circuit Length = 2.2260 miles.
Start: 15:27 End: 16:07

Clerk of Course:	Stewards:	Timekeeper:
------------------	-----------	-------------

Dunlop Radical Enduro Championship

LAP CHART - RACE 2

Lap 1			Lap 2			Lap 3			Lap 4			Lap 5		
No	Behind	Lap time	No	Behind	Lap time	No	Behind	Lap time	No	Behind	Lap time	No	Behind	Lap time
51	1.246	1:26.762	51	2.381	1:24.680	51	3.720	1:24.500	51	5.198	1:24.408	51	5.954	1:24.211
20	2.929	1:28.445	20	5.431	1:26.047	20	8.668	1:26.398	20	11.741	1:26.003	20	14.243	1:25.957
7	4.322	1:29.838	7	7.085	1:26.308	99	10.678	1:26.565	99	13.162	1:25.414	99	15.435	1:25.728
99	4.681	1:30.197	99	7.274	1:26.138	7	10.929	1:27.005	7	14.469	1:26.470	7	17.041	1:26.027
97	7.636	1:33.152	96	11.144	1:26.640	11	14.117	1:25.556	11	15.755	1:24.568	11	17.428	1:25.128
96	8.049	1:33.565	11	11.722	1:26.917	96	14.657	1:26.674	96	17.341	1:25.614	96	19.478	1:25.592
11	8.350	1:33.866	97	14.854	1:30.763P	37	19.195	1:27.849	37	22.800	1:26.535	37	25.795	1:26.450
12	9.902	1:35.418	12	14.458	1:28.101	12	20.583	1:29.286	77	26.919	1:28.107	77	31.042	1:27.578
37	10.353	1:35.869	37	14.507	1:27.699	77	21.742	1:28.872	61	28.406	1:28.163	61	32.474	1:27.523
68	11.609	1:37.125P	77	16.031	1:28.352	61	23.173	1:28.688	44	33.082	1:30.295	44	46.321	1:36.694P
77	11.224	1:36.740	55	17.249	1:28.645	44	25.717	1:29.891	60	45.020	1:32.713	60	52.239	1:30.674
55	12.149	1:37.665	61	17.646	1:28.846	55	30.424	1:36.336P	50	46.286	1:39.292P	68	1:02.815	1:26.845
61	12.345	1:37.861	44	18.987	1:29.728	50	29.924	1:29.378	68	59.425	1:28.379	17	1:19.418	1:42.078P
44	12.804	1:38.320	50	23.707	1:29.800	60	35.237	1:31.543	17	1:00.795	1:36.487			
76	15.295	1:40.811	60	26.855	1:34.442	17	47.238	1:37.429	97	1:23.002	1:25.098			
60	15.958	1:41.474	76	30.288	1:38.538	68	53.976	1:29.044						
50	17.452	1:42.968	17	32.970	1:38.019	76	1:06.670	1:59.543P						
17	18.496	1:44.012	68	48.093	2:00.029	97	1:20.834	2:29.141						

Car 50 180 Sec Penalty Pit on Lap 4 Car 97 120 Sec Pen Pit on Lap 2
Weather / Track Sunny / Dry

Oulton Park
Circuit Length = 2.2260 miles.
Start: 13:38 End: 14:12

Clerk of Course:	Stewards:	Timekeeper:
------------------	-----------	-------------

Dunlop Radical Enduro Championship

LAP CHART - RACE 2

(contd.)

Lap 6			Lap 7			Lap 8			Lap 9			Lap 10		
No	Behind	Lap time	No	Behind	Lap time	No	Behind	Lap time	No	Behind	Lap time	No	Behind	Lap time
97	1 LAP	1:25.447	97	1 LAP	1:24.847	97	1 LAP	1:24.637	97	1 LAP	1:24.224	97	1 LAP	1:24.748
51	5.379	1:24.155	51	6.223	1:24.167	51	6.475	1:24.053	51	7.572	1:24.427	51	8.539	1:24.348
20	15.129	1:25.616	20	17.740	1:25.934	44	1 LAP	1:40.505	44	1 LAP	1:27.035	44	1 LAP	1:27.802
99	17.047	1:26.342	99	19.435	1:25.711	20	19.621	1:25.682	20	21.681	1:25.390	20	23.574	1:25.274
11	18.359	1:25.661	11	19.861	1:24.825	11	20.990	1:24.930	11	22.476	1:24.816	11	23.992	1:24.897
96	20.733	1:25.985	96	23.670	1:26.260	99	22.009	1:26.375	99	24.624	1:25.945	99	27.041	1:25.798
7	22.681	1:30.370P	37	30.955	1:26.678	96	25.956	1:26.087	96	28.134	1:25.508	96	30.245	1:25.492
37	27.600	1:26.535	77	38.143	1:27.521	37	33.243	1:26.089	37	35.746	1:25.833	37	38.478	1:26.113
77	33.945	1:27.633	61	39.541	1:27.250	77	41.157	1:26.815	77	44.466	1:26.639	77	48.036	1:26.951
61	35.614	1:27.870	50	1 LAP	1:29.410	61	43.032	1:27.292	61	46.882	1:27.180	61	51.324	1:27.823
50	1 LAP	2:48.433	17	1 LAP	2:24.812	50	1 LAP	1:28.619	50	1 LAP	1:28.920	7	1:06.899	1:25.338
60	56.763	1:29.254	7	1:00.935	2:01.577	17	1 LAP	1:28.590	7	1:04.942	1:25.703	50	1 LAP	1:29.080
68	1:04.640	1:26.555	60	1:03.344	1:29.904	7	1:02.569	1:25.435	17	1 LAP	1:28.649	17	1 LAP	1:27.683
44	1:19.393	1:57.802	68	1:07.629	1:26.312	60	1:08.658	1:29.115	68	1:13.614	1:27.054	60	1:19.404	1:28.194
						68	1:09.890	1:26.062	60	1:14.591	1:29.263	68	1:21.475	1:31.242P

Car 50 180 Sec Penalty Pit on Lap 4 Car 97 120 Sec Pen Pit on Lap 2
Weather / Track Sunny / Dry

Oulton Park
Circuit Length = 2.2260 miles.
Start: 13:38 End: 14:12

Clerk of Course:	Stewards:	Timekeeper:
------------------	-----------	-------------

Dunlop Radical Enduro Championship

LAP CHART - RACE 2

(contd.)

Lap 11			Lap 12			Lap 13			Lap 14			Lap 15		
No	Behind	Laptime	No	Behind	Laptime	No	Behind	Laptime	No	Behind	Laptime	No	Behind	Laptime
97	1 LAP	1:24.762	60	1 LAP	1:29.174	60	1 LAP	1:28.466	60	1 LAP	1:29.107	50	2 LAPS	1:28.391
51	9.671	1:24.494	97	1 LAP	1:25.057	97	1 LAP	1:24.805	97	1 LAP	1:31.881	17	2 LAPS	1:28.213
20	25.871	1:25.659	51	14.846	1:29.422P	20	29.836	1:25.903	20	31.953	1:25.844	60	1 LAP	1:28.265
11	25.945	1:25.315	20	27.764	1:26.140	11	30.149	1:25.787	68	1 LAP	1:25.771	97	1 LAP	1:25.478
44	1 LAP	1:29.016	11	28.193	1:26.495	68	1 LAP	1:24.487	11	32.548	1:26.126	68	1 LAP	1:24.938
99	30.309	1:26.630	68	1 LAP	1:55.713	44	1 LAP	1:27.361	99	36.191	1:26.058	11	34.286	1:25.452
96	32.616	1:25.733	44	1 LAP	1:27.932	99	33.860	1:25.638	61	1 LAP	2:19.824	20	36.255	1:28.016P
37	41.031	1:25.915	99	32.053	1:25.991	96	37.938	1:27.997P	44	1 LAP	1:27.707	99	38.380	1:25.903
77	52.954	1:28.280	96	33.772	1:25.403	51	41.661	1:50.646	51	42.612	1:24.678	51	44.302	1:25.404
61	55.575	1:27.613	37	42.977	1:26.193	37	45.391	1:26.245	37	47.008	1:25.344	44	1 LAP	1:30.549
7	1:08.715	1:25.178	77	55.665	1:26.958	77	59.109	1:27.275	77	1:02.864	1:27.482	61	1 LAP	1:34.113
50	1 LAP	1:28.140	61	1:04.511	1:33.183P	7	1:11.202	1:25.438	96	1:08.387	1:54.176	37	49.701	1:26.407
17	1 LAP	1:27.482	7	1:09.595	1:25.127	50	1 LAP	1:27.943	7	1:12.772	1:25.297	77	1:07.083	1:27.933
			50	1 LAP	1:27.900	17	1 LAP	1:27.547				96	1:10.007	1:25.334
			17	1 LAP	1:27.958							7	1:13.921	1:24.863

Car 50 180 Sec Penalty Pit on Lap 4 Car 97 120 Sec Pen Pit on Lap 2
Weather / Track Sunny / Dry

Oulton Park
Circuit Length = 2.2260 miles.
Start: 13:38 End: 14:12

Clerk of Course:	Stewards:	Timekeeper:
------------------	-----------	-------------

Dunlop Radical Enduro Championship

LAP CHART - RACE 2

(contd.)

Lap 16			Lap 17			Lap 18			Lap 19			Lap 20		
No	Behind	Laptime	No	Behind	Laptime	No	Behind	Laptime	No	Behind	Laptime	No	Behind	Laptime
50	2 LAPS	1:27.819	17	2 LAPS	1:28.484	60	1 LAP	1:29.041	68	1 LAP	1:23.574	51	14.080	1:24.787
17	2 LAPS	1:27.449	50	2 LAPS	1:29.374	68	1 LAP	1:23.330	60	1 LAP	1:33.574P	77	1 LAP	1:28.844
97	1 LAP	1:25.841	97	1 LAP	1:26.638	77	1 LAP	2:10.912	77	1 LAP	1:26.249	44	1 LAP	1:26.535
60	1 LAP	1:28.288	60	1 LAP	1:28.837	99	15.360	1:25.364	51	15.544	1:24.946	11	46.710	1:26.230
68	1 LAP	1:23.218	68	1 LAP	1:23.122	51	16.198	1:24.105	99	19.065	1:29.305P	96	46.748	1:26.118
11	39.440	1:28.564P	99	40.138	1:26.110	44	1 LAP	1:27.103	44	1 LAP	1:26.407	20	47.805	1:25.797
99	40.762	1:25.792	51	42.235	1:23.792	11	45.867	1:27.177	11	46.731	1:26.464	7	52.388	1:25.513
51	45.177	1:24.285	44	1 LAP	1:26.578	96	46.276	1:26.800	96	46.881	1:26.205	60	1 LAP	2:09.788
44	1 LAP	1:27.114	61	1 LAP	1:33.574	20	47.242	1:26.200	20	48.259	1:26.617	99	53.253	2:00.439
37	57.980	1:31.689P	11	1:08.832	1:56.126	61	1 LAP	1:33.849	7	53.126	1:25.293	61	1 LAP	1:32.567
61	1 LAP	1:34.572	96	1:09.618	1:24.582	7	53.433	1:25.108	61	1 LAP	1:34.511	37	1:08.186	1:26.450
20	1:11.442	1:58.597	20	1:11.184	1:26.476	37	1:07.656	1:25.655	37	1:07.987	1:25.931	97	1:19.539	1:25.829
96	1:11.770	1:25.173	7	1:18.467	1:30.064	17	1 LAP	1:28.004	50	1 LAP	1:29.155	50	1 LAP	1:29.082
7	1:15.137	1:24.626	37	1:32.143	2:00.897	50	1 LAP	1:28.386	97	1:19.961	1:24.786	68	1:23.235	1:23.463
77	1:18.891	1:35.218P	17	1 LAP	1:27.920	97	1:20.775	1:25.495	17	1 LAP	1:33.794P			
			50	1 LAP	1:28.588				68	1:26.023	1:25.162			
			97	1:45.422	1:25.100									

Car 50 180 Sec Penalty Pit on Lap 4 Car 97 120 Sec Pen Pit on Lap 2
Weather / Track Sunny / Dry

Oulton Park
Circuit Length = 2.2260 miles.
Start: 13:38 End: 14:12

Clerk of Course:	Stewards:	Timekeeper:
------------------	-----------	-------------

Dunlop Radical Enduro Championship

LAP CHART - RACE 2

(contd.)

Lap 21			Lap 22			Lap 23			Lap 24			Lap 25		
No	Behind	Laptime	No	Behind	Laptime	No	Behind	Laptime	No	Behind	Laptime	No	Behind	Laptime
51	13.567	1:24.348	50	2 LAPS	1:30.339	50	2 LAPS	1:29.025	61	2 LAPS	1:33.893			
77	1 LAP	1:28.299	51	13.783	1:25.146	51	14.210	1:25.665	50	2 LAPS	1:29.209			
44	1 LAP	1:26.393	97	1 LAP	1:51.272	77	1 LAP	1:30.962	51	15.044	1:26.581			
11	48.313	1:26.464	77	1 LAP	1:28.868	97	1 LAP	1:37.231P	44	1 LAP	1:28.328			
96	48.426	1:26.539	44	1 LAP	1:27.502	44	1 LAP	1:27.168	77	1 LAP	1:35.717			
20	49.006	1:26.062	96	49.300	1:25.804	96	48.673	1:24.611	96	48.207	1:25.281			
7	52.476	1:24.949	11	50.099	1:26.716	11	50.775	1:25.914	11	50.531	1:25.503			
99	54.838	1:26.446	20	50.466	1:26.390	20	51.192	1:25.964	20	51.383	1:25.938			
60	1 LAP	1:29.536	7	52.712	1:25.166	7	52.765	1:25.291	7	51.942	1:24.924			
17	2 LAPS	2:31.847	99	54.945	1:25.037	99	55.470	1:25.763	99	55.320	1:25.597			
37	1:11.054	1:27.729	60	1 LAP	1:27.718	60	1 LAP	1:27.265	60	1 LAP	1:30.433			
61	1 LAP	1:33.580	17	2 LAPS	1:35.221	68	1:23.094	1:26.253	68	1:22.206	1:24.859			
68	1:22.744	1:24.370	37	1:13.896	1:27.772	17	2 LAPS	1:35.986	97	1 LAP	2:16.923			
			61	1 LAP	1:33.236				17	2 LAPS	1:46.425			
			68	1:22.079	1:24.265									

Car 50 180 Sec Penalty Pit on Lap 4 Car 97 120 Sec Pen Pit on Lap 2
Weather / Track Sunny / Dry

Oulton Park
Circuit Length = 2.2260 miles.
Start: 13:38 End: 14:12

Clerk of Course:	Stewards:	Timekeeper:
------------------	-----------	-------------

Dunlop Radical Enduro Championship

LAP CHART - RACE 5

Lap 1			Lap 2			Lap 3			Lap 4			Lap 5		
No	Behind	Laptime	No	Behind	Laptime	No	Behind	Laptime	No	Behind	Laptime	No	Behind	Laptime
90		1:25.742	90		1:23.636	90		1:23.005	90		1:22.992	90		1:23.531
51	0.762	1:26.504	51	1.182	1:24.056	51	2.031	1:23.854	51	3.192	1:24.153	51	4.819	1:25.158
96	2.788	1:28.530	96	4.904	1:25.752	96	6.905	1:25.006	96	8.789	1:24.876	96	10.725	1:25.467
11	3.092	1:28.834	11	5.117	1:25.661	11	7.364	1:25.252	11	9.476	1:25.104	11	11.234	1:25.289
20	3.714	1:29.456	20	5.844	1:25.766	20	8.278	1:25.439	20	10.590	1:25.304	20	12.025	1:24.966
7	4.903	1:30.645	7	8.102	1:26.835	7	10.951	1:25.854	7	14.066	1:26.107	7	16.516	1:25.981
68	5.438	1:31.180	68	8.808	1:27.006	97	12.371	1:26.243	97	14.332	1:24.953	97	17.098	1:26.297
97	7.245	1:32.987	97	9.133	1:25.524	68	12.712	1:26.909	68	15.789	1:26.069	68	18.063	1:25.805
61	8.534	1:34.276	61	12.378	1:27.480	61	16.559	1:27.186	61	21.214	1:27.647	61	25.504	1:27.821
77	9.641	1:35.383	77	14.087	1:28.082	77	18.719	1:27.637	77	23.536	1:27.809	50	27.489	1:27.330
50	9.971	1:35.713	50	14.767	1:28.432	50	19.179	1:27.417	50	23.690	1:27.503	77	28.645	1:28.640
12	10.676	1:36.418	12	15.625	1:28.585	12	19.948	1:27.328	12	24.507	1:27.551	12	29.053	1:28.077
37	11.242	1:36.984	37	16.055	1:28.449	44	24.955	1:29.804	44	31.594	1:29.631	55	36.906	1:28.378
44	12.045	1:37.787	44	18.156	1:29.747	55	26.017	1:29.161	55	32.059	1:29.034	44	38.460	1:30.397
60	12.866	1:38.608	60	19.172	1:29.942	60	26.264	1:30.097	60	33.201	1:29.929	60	39.182	1:29.512
55	13.526	1:39.268	55	19.861	1:29.971	76	40.733	1:33.529	76	51.376	1:33.635	76	1:00.879	1:33.034
17	17.392	1:43.134	76	30.209	1:36.298	17	43.576	1:36.333	17	57.090	1:36.506	17	1:09.531	1:35.972
76	17.547	1:43.289	17	30.248	1:36.492	37	58.603	2:05.553						
99	18.190	1:43.932	99	40.147	1:45.593P									

Mini Miglia Championship

QUALIFYING SESSION - RACE 3

POS	NO	CL	NAME	NAT	ENTRY	TIME	LAPS	GAP	MPH
1	3		Bill SOLLIS		Mini Miglia	1:39.105	9		80.86
2	1		Peter BALDWIN		Mini Miglia	1:39.582	8	0.477	80.47
3	2		Kelly ROGERS		Mini Miglia	1:39.842	9	0.737	80.26
4	26		Mark CHANDLER		Mini Miglia	1:40.855	8	1.750	79.45
5	22		Mark SIMS		Mini Miglia	1:41.210	9	2.105	79.17
6	83		Colin PEACOCK		Mini Miglia	1:41.759	9	2.654	78.75
7	32		Ralph SAUNDERS		Mini Miglia	1:42.064	9	2.959	78.51
8	14		Michael JACKSON		Mini Miglia	1:42.696	7	3.591	78.03
9	9		Robert HUMPHREYS		Mini Miglia	1:43.863	9	4.758	77.15
10	40		Phil RUDGE		Mini Miglia	1:44.386	9	5.281	76.76
11	18		Paul SIMMONDS		Mini Miglia	1:44.699	8	5.594	76.53
12	28		Philip LEE		Mini Miglia	1:45.333	9	6.228	76.07
13	6		Dave KIMBERLEY		Mini Miglia	1:46.066	7	6.961	75.55
14	72		Andy HARRISON		Mini Miglia	1:47.845	8	8.740	74.30
15	27		Scott BENNETT		Mini Miglia	1:47.990	8	8.885	74.20
16	43		Neil MACKAY		Mini Miglia	1:53.779	3	14.674	70.43
17	0		Tim SIMS		Mini Miglia	10:53.423	2	9:14.318	12.26

Weather / Track Sunny / Dry

These results are provisional until the conclusion of any judicial and technical matters.

Oulton Park
 Circuit Length = 2.2260 miles.
 Start: 09:31 End: 09:46

Clerk of Course:	Stewards:	Timekeeper:

Mini Miglia Championship

LAP ANALYSIS - RACE 3

0	Tim SIMS	Mini Miglia
1 - 8:01.251P 2 - X:00.000		
1	Peter BALDWIN	Mini Miglia
1 - 5:58.868 6 - 3:05.407 2 - 1:45.868 7 - 1:39.582 3 - 1:39.801 8 - 1:39.699 4 - 1:39.631 5 - 2:05.028P		
2	Kelly ROGERS	Mini Miglia
1 - 6:02.973 6 - 1:39.842 2 - 1:48.013 7 - 1:58.096 3 - 1:41.362 8 - 1:40.778 4 - 1:40.433 9 - 1:40.073 5 - 1:52.869		
3	Bill SOLLIS	Mini Miglia
1 - 6:46.884 6 - 1:39.984 2 - 1:41.465 7 - 1:59.253 3 - 1:40.032 8 - 1:40.009 4 - 1:39.903 9 - 1:39.105 5 - 1:39.525		
6	Dave KIMBERLEY	Mini Miglia
1 - 6:11.726 6 - 1:46.066 2 - 1:51.556 7 - 1:53.169P 3 - 1:49.877 4 - 1:47.987 5 - 1:47.461		
9	Robert HUMPHREYS	Mini Miglia
1 - 6:06.086 6 - 1:43.863 2 - 1:48.874 7 - 1:44.465 3 - 1:45.120 8 - 1:44.992 4 - 1:46.783 9 - 1:44.889 5 - 1:49.792		
14	Michael JACKSON	Mini Miglia
1 - 6:27.141P 6 - 1:43.758 2 - 4:29.220 7 - 1:42.696 3 - 1:47.819 4 - 1:44.265 5 - 1:43.652		

Mini Miglia Championship

LAP ANALYSIS - RACE 3

(contd.)

18	Paul SIMMONDS	Mini Miglia
1 -	6:07.857	6 - 1:45.284
2 -	1:57.366	7 - 1:58.380
3 -	1:51.355	8 - 1:44.699
4 -	1:48.055	
5 -	1:46.784	
22	Mark SIMS	Mini Miglia
1 -	6:00.017	6 - 1:45.027
2 -	1:46.816	7 - 1:42.203
3 -	1:43.568	8 - 1:42.028
4 -	1:43.606	9 - 1:41.210
5 -	1:46.261	
26	Mark CHANDLER	Mini Miglia
1 -	6:12.647	6 - 2:08.615
2 -	1:46.468	7 - 1:58.832
3 -	1:42.461	8 - 1:40.855
4 -	1:43.848	
5 -	1:41.046	
27	Scott BENNETT	Mini Miglia
1 -	6:20.435	6 - 1:48.373
2 -	1:57.333	7 - 1:47.990
3 -	1:55.689	8 - 1:48.280
4 -	1:50.155	
5 -	1:48.665	
28	Philip LEE	Mini Miglia
1 -	6:01.700	6 - 1:46.466
2 -	1:50.494	7 - 1:45.333
3 -	1:47.292	8 - 1:45.653
4 -	1:46.951	9 - 1:47.647
5 -	1:46.156	
32	Ralph SAUNDERS	Mini Miglia
1 -	5:59.343	6 - 1:44.979
2 -	1:47.116	7 - 1:42.461
3 -	1:44.558	8 - 1:42.243
4 -	1:43.626	9 - 1:42.064
5 -	1:44.912	
40	Phil RUDGE	Mini Miglia
1 -	6:00.838	6 - 1:44.939
2 -	1:46.880	7 - 1:45.129
3 -	1:46.075	8 - 1:54.409
4 -	1:44.386	9 - 1:46.690
5 -	1:45.825	

Mini Miglia Championship LAP ANALYSIS - RACE 3

(contd.)

43	Neil MACKAY	Mini Miglia
1 - 6:24.775 2 - 1:57.137 3 - 1:53.779		
72	Andy HARRISON	Mini Miglia
1 - 6:15.709 6 - 1:49.363 2 - 2:01.226 7 - 1:48.106 3 - 1:53.026 8 - 1:47.845 4 - 1:50.584 5 - 1:48.651		
83	Colin PEACOCK	Mini Miglia
1 - 5:59.509 6 - 1:42.564 2 - 1:46.085 7 - 1:41.980 3 - 1:42.756 8 - 1:41.759 4 - 1:43.277 9 - 1:41.838 5 - 1:50.173		

Dunlop Radical Enduro Championship

LAP CHART - RACE 5

(contd.)

Lap 6			Lap 7			Lap 8			Lap 9			Lap 10		
No	Behind	Laptime	No	Behind	Laptime	No	Behind	Laptime	No	Behind	Laptime	No	Behind	Laptime
90		1:23.366	90		1:24.088	90		1:23.202	90		1:23.331	90		1:23.676
51	5.925	1:24.472	17	1 LAP	1:39.018	51	7.429	1:24.227	51	9.052	1:24.954	12	1 LAP	1:26.793
96	13.266	1:25.907	51	6.404	1:24.567	17	1 LAP	1:36.891	76	1 LAP	1:34.605	51	9.679	1:24.303
11	13.626	1:25.758	96	14.603	1:25.425	96	16.303	1:24.902	11	19.171	1:25.722	76	1 LAP	1:33.190
20	14.188	1:25.529	11	14.841	1:25.303	11	16.780	1:25.141	20	20.004	1:26.038	11	20.108	1:24.613
7	19.117	1:25.967	20	15.120	1:25.020	20	17.297	1:25.379	96	20.599	1:27.627	20	21.386	1:25.058
97	19.391	1:25.659	7	21.434	1:26.405	7	24.419	1:26.187	68	29.766	1:27.285	96	22.339	1:25.416
68	20.771	1:26.074	68	22.779	1:26.096	68	25.812	1:26.235	7	31.821	1:30.733P	68	31.994	1:25.904
61	29.040	1:26.902	97	26.014	1:30.711P	61	34.751	1:26.631	17	1 LAP	1:39.793	61	41.328	1:27.253
50	30.925	1:26.802	61	31.322	1:26.370	50	35.727	1:25.826	61	37.751	1:26.331	50	41.990	1:26.884
77	32.629	1:27.350	50	33.103	1:26.266	77	38.874	1:26.441	50	38.782	1:26.386	17	1 LAP	1:37.176
12	35.759	1:30.072P	77	35.635	1:27.094	55	47.222	1:26.751	77	42.040	1:26.497	77	46.324	1:27.960
55	40.925	1:27.385	55	43.673	1:26.836	44	55.943	1:29.206	55	50.051	1:26.160	55	52.312	1:25.937
44	45.019	1:29.925	44	49.939	1:29.008	60	56.476	1:28.857	60	1:02.200	1:29.055	7	1:03.719	1:55.574
60	45.757	1:29.941	60	50.821	1:29.152	99	4 LAPS	1:26.006	44	1:03.177	1:30.565	60	1:06.113	1:27.589
76	1:12.340	1:34.827	99	4 LAPS	7:29.011	12	1:20.594	1:26.219	99	4 LAPS	1:24.780	44	1:09.123	1:29.622
			12	1:17.577	2:05.906							99	4 LAPS	1:24.812
			76	1:21.701	1:33.449									

Dunlop Radical Enduro Championship

LAP CHART - RACE 5

(contd.)

Lap 11			Lap 12			Lap 13			Lap 14			Lap 15		
No	Behind	Laptime	No	Behind	Laptime	No	Behind	Laptime	No	Behind	Laptime	No	Behind	Laptime
90		1:23.555	90		1:24.047	90		1:23.712	90		1:23.330	90		1:24.305
12	1 LAP	1:26.671	12	1 LAP	1:26.468	12	1 LAP	1:26.862	17	2 LAPS	1:42.286P	97	6 LAPS	1:26.501
51	10.593	1:24.469	51	11.192	1:24.646	51	11.962	1:24.482	97	6 LAPS	9:26.689	51	13.653	1:24.911
11	21.515	1:24.962	11	22.040	1:24.572	11	23.493	1:25.165	12	1 LAP	1:26.883	12	1 LAP	1:27.773
20	23.520	1:25.689	20	24.558	1:25.085	44	1 LAP	1:53.922	51	13.047	1:24.415	11	25.735	1:24.972
96	24.056	1:25.272	96	24.951	1:24.942	20	26.109	1:25.263	11	25.068	1:24.905	20	31.387	1:27.788P
76	1 LAP	1:34.048	76	1 LAP	1:33.049	96	26.542	1:25.303	44	1 LAP	1:26.737	44	1 LAP	1:27.618
68	34.672	1:26.233	68	43.066	1:32.441P	61	51.875	1:27.772	20	27.904	1:25.125	50	55.856	1:25.313
61	44.891	1:27.118	61	47.815	1:26.971	50	51.901	1:27.407	96	30.558	1:27.346P	96	1:00.232	1:53.979
50	45.018	1:26.583	50	48.206	1:27.235	76	1 LAP	1:38.358	50	54.848	1:26.277	17	2 LAPS	2:23.747
77	50.681	1:27.912	77	53.455	1:26.821	77	56.870	1:27.127	61	1:02.877	1:34.332P	77	1:05.149	1:27.384
55	55.567	1:26.810	55	57.423	1:25.903	55	59.727	1:26.016	77	1:02.070	1:28.530	55	1:05.583	1:26.007
17	1 LAP	1:35.954	7	1:07.341	1:25.958	7	1:08.293	1:24.664	55	1:03.881	1:27.484	68	1:10.232	1:24.629
7	1:05.430	1:25.266	17	1 LAP	1:35.739	68	1:08.567	1:49.213	76	1 LAP	1:34.874	7	1:10.382	1:25.164
60	1:10.223	1:27.665	60	1:14.063	1:27.887	60	1:19.604	1:29.253	7	1:09.523	1:24.560	76	1 LAP	1:34.664
44	1:17.726	1:32.158P	99	4 LAPS	1:24.964	99	4 LAPS	1:25.262	68	1:09.908	1:24.671			
99	4 LAPS	1:24.941							99	4 LAPS	1:25.449			
									60	1:24.092	1:27.818			

Dunlop Radical Enduro Championship

LAP CHART - RACE 5

(contd.)

Lap 16			Lap 17			Lap 18			Lap 19			Lap 20		
No	Behind	Laptime	No	Behind	Laptime	No	Behind	Laptime	No	Behind	Laptime	No	Behind	Laptime
90		1:24.241	90		1:23.971	90		1:23.921	90		1:23.894	90		1:24.417
99	5 LAPS	1:25.685	99	5 LAPS	1:24.413	99	5 LAPS	1:25.715	99	5 LAPS	1:25.136	99	5 LAPS	1:24.619
60	1 LAP	1:28.004	97	6 LAPS	1:26.406	76	2 LAPS	1:35.322	51	15.687	1:24.812	51	15.750	1:24.480
97	6 LAPS	1:25.363	51	14.085	1:24.181	51	14.769	1:24.605	97	6 LAPS	1:25.282	97	6 LAPS	1:24.895
51	13.875	1:24.463	60	1 LAP	1:39.184P	97	6 LAPS	1:26.304	76	2 LAPS	1:38.745	50	1 LAP	2:06.740
12	1 LAP	1:26.646	12	1 LAP	1:26.600	12	1 LAP	1:27.078	12	1 LAP	1:27.084	12	1 LAP	1:27.963
11	26.575	1:25.081	11	31.499	1:28.895P	44	1 LAP	1:26.566	44	1 LAP	1:27.198	44	1 LAP	1:27.894
44	1 LAP	1:26.339	44	1 LAP	1:26.119	61	1 LAP	1:34.095	96	1:04.773	1:25.360	76	2 LAPS	1:49.950P
61	1 LAP	2:26.108	61	1 LAP	1:33.415	50	1:03.876	1:29.678P	11	1:09.289	1:26.411	96	1:04.931	1:24.575
50	56.837	1:25.222	50	58.119	1:25.253	96	1:03.307	1:24.791	20	1:09.775	1:26.516	11	1:10.345	1:25.473
20	1:00.549	1:53.403	96	1:02.437	1:25.320	60	1 LAP	2:11.261	61	1 LAP	1:34.962	20	1:11.681	1:26.323
96	1:01.088	1:25.097	20	1:03.648	1:27.070	11	1:06.772	1:59.194	60	1 LAP	1:29.342	68	1:15.193	1:24.720
17	2 LAPS	1:27.959	55	1:11.486	1:27.022	20	1:07.153	1:27.426	77	1 LAP	1:26.851	77	1 LAP	1:27.631
55	1:08.435	1:27.093	17	2 LAPS	1:28.654	77	1 LAP	2:44.878	55	1:14.325	1:25.140	7	1:17.074	1:26.560
7	1:11.742	1:25.601	7	1:12.574	1:24.803	55	1:13.079	1:25.514	68	1:14.890	1:24.631	55	1:18.698	1:28.790
77	1:12.647	1:31.739P	68	1:12.814	1:24.688	7	1:13.702	1:25.049	7	1:14.931	1:25.123	17	2 LAPS	1:29.466
68	1:12.097	1:26.106				68	1:14.153	1:25.260	17	2 LAPS	1:27.494	61	1 LAP	1:39.527
76	1 LAP	1:32.511				17	2 LAPS	1:28.440						

Dunlop Radical Enduro Championship

LAP CHART - RACE 5

(contd.)

Lap 21			Lap 22			Lap 23			Lap 24			Lap 25		
No	Behind	Laptime	No	Behind	Laptime	No	Behind	Laptime	No	Behind	Laptime	No	Behind	Laptime
90		1:28.267P	90		1:51.375	90		1:25.312	90		1:25.826	90		1:25.809
99	5 LAPS	1:24.877	50	1 LAP	1:29.733	50	1 LAP	1:28.635	76	3 LAPS	1:33.662	61	2 LAPS	1:35.524
60	2 LAPS	1:44.893P	12	1 LAP	1:27.451	12	1 LAP	1:26.973	50	1 LAP	1:28.842	50	1 LAP	1:29.884
97	6 LAPS	1:24.163	51	12.073	1:48.119	51	12.321	1:25.560	12	1 LAP	1:26.668	51	12.245	1:26.022
51	15.329	1:27.846P	60	2 LAPS	2:00.938	60	2 LAPS	1:28.212	51	12.032	1:25.537	12	1 LAP	1:29.337
50	1 LAP	1:28.575	44	1 LAP	1:26.734	44	1 LAP	1:27.154	44	1 LAP	1:27.546	76	3 LAPS	1:32.765
12	1 LAP	1:27.787	96	34.412	1:24.381	55	1 LAP	2:20.602	55	1 LAP	1:30.117	99	5 LAPS	2:02.815
44	1 LAP	1:26.852	11	41.589	1:25.454	96	33.338	1:24.238	96	32.206	1:24.694	44	1 LAP	1:26.480
96	1:01.406	1:24.742	68	42.218	1:23.474	68	40.942	1:24.036	68	38.689	1:23.573	55	1 LAP	1:29.293
11	1:07.510	1:25.432	20	47.062	1:28.455	11	42.557	1:26.280	11	42.946	1:26.215	96	33.112	1:26.715
20	1:09.982	1:26.568	7	48.137	1:25.040	7	48.031	1:25.206	7	46.967	1:24.762	68	36.319	1:23.439
68	1:10.119	1:23.193	77	1 LAP	1:26.923	20	53.772	1:32.022	20	57.209	1:29.263	11	43.323	1:26.186
7	1:14.472	1:25.665	99	4 LAPS	1:25.238	77	1 LAP	1:28.711	77	1 LAP	1:31.800	7	45.806	1:24.648
77	1 LAP	1:27.531	17	2 LAPS	1:27.643	99	4 LAPS	1:28.585P	17	2 LAPS	1:28.125	20	59.861	1:28.461
55	1:19.274	1:28.843P	61	1 LAP	1:32.656	17	2 LAPS	1:26.778	97	5 LAPS	1:27.031	17	2 LAPS	1:27.840
17	2 LAPS	1:27.805	97	5 LAPS	1:26.869	97	5 LAPS	1:25.821				77	1 LAP	1:38.929
99	4 LAPS	1:24.801	76	2 LAPS	1:31.914	61	1 LAP	1:34.205				97	5 LAPS	1:24.800
61	1 LAP	1:33.078												
97	5 LAPS	1:25.003												
76	2 LAPS	2:20.135												

Dunlop Radical Enduro Championship


LAP CHART - RACE 5

(contd.)

Lap 26			Lap 27			Lap 28			Lap 29			Lap 30		
No	Behind	Laptime	No	Behind	Laptime	No	Behind	Laptime	No	Behind	Laptime	No	Behind	Laptime
90		1:24.861	90		1:25.394	90		1:26.956						
51	13.838	1:26.454	77	2 LAPS	1:41.108	99	5 LAPS	1:26.344						
61	2 LAPS	1:34.311	51	14.303	1:25.859	51	14.227	1:26.880						
99	5 LAPS	1:25.614	99	5 LAPS	1:25.107	50	1 LAP	1:29.341						
50	1 LAP	1:28.689	50	1 LAP	1:28.297	77	2 LAPS	1:45.029						
12	1 LAP	1:27.526	61	2 LAPS	1:35.371	44	1 LAP	1:27.552						
76	3 LAPS	1:31.215	76	3 LAPS	1:31.125	12	1 LAP	1:30.551						
44	1 LAP	1:26.857	44	1 LAP	1:26.834	76	3 LAPS	1:34.019						
96	34.879	1:26.628	12	1 LAP	1:38.592	68	32.971	1:25.484						
68	35.278	1:23.820	96	34.304	1:24.819	96	33.509	1:26.161						
55	1 LAP	1:29.660	68	34.443	1:24.559	61	2 LAPS	1:37.578						
11	44.199	1:25.737	55	1 LAP	1:28.247	55	1 LAP	1:30.072						
7	45.644	1:24.699	11	44.250	1:25.445	11	42.447	1:25.153						
20	1:02.704	1:27.704	7	46.566	1:26.316	7	44.258	1:24.648						
17	2 LAPS	1:27.418	20	1:05.812	1:28.502	20	1:09.131	1:30.275						
97	5 LAPS	1:25.824	17	2 LAPS	1:27.395	17	2 LAPS	1:27.322						
			97	5 LAPS	1:25.364	97	5 LAPS	1:25.542						

Mini Miglia Championship

GRID - RACE 3

ROW 9	0	SIMS	
ROW 8	27	BENNETT	43 MACKAY
ROW 7	6	KIMBERLEY	72 HARRISON
ROW 6	18	SIMMONDS	28 LEE
ROW 5	9	HUMPHREYS	40 RUDGE
ROW 4	32	SAUNDERS	14 JACKSON
ROW 3	22	SIMS	83 PEACOCK
ROW 2	2	ROGERS	26 CHANDLER
ROW 1	3	SOLLIS	1 BALDWIN
POLE			
			

Weather / Track Sunny / Dry

These results are provisional until the conclusion of any judicial and technical matters.

Oulton Park
 Circuit Length = 2.2260 miles.
 Start: 09:31 End: 09:46

Clerk of Course:	Stewards:	Timekeeper:
------------------	-----------	-------------

Mini Miglia Championship

RACE CLASSIFICATION - RACE 3

POS	NO	CL	NAME	NAT	ENTRY	TIME	LAPS	GAP	MPH	BEST
1	3		Bill SOLLIS		Mini Miglia	20:07.951	12		79.60	1:39.764
2	2		Kelly ROGERS		Mini Miglia	20:08.086	12	0.135	79.60	1:39.172
3	26		Mark CHANDLER		Mini Miglia	20:19.036	12	11.085	78.88	1:40.428
4	83		Colin PEACOCK		Mini Miglia	20:19.302	12	11.351	78.86	1:40.448
5	22		Mark SIMS		Mini Miglia	20:26.082	12	18.131	78.43	1:40.747
6	0		Tim SIMS		Mini Miglia	20:31.403	12	23.452	78.09	1:41.082
7	40		Phil RUDGE		Mini Miglia	20:53.219	12	45.268	76.73	1:42.855
8	18		Paul SIMMONDS		Mini Miglia	20:59.894	12	51.943	76.32	1:43.321
9	28		Philip LEE		Mini Miglia	21:07.238	12	59.287	75.88	1:43.897
10	72		Andy HARRISON		Mini Miglia	21:07.453	12	59.502	75.87	1:43.942
11	27		Scott BENNETT		Mini Miglia	21:32.891	12	1:24.940	74.37	1:45.833

NOT CLASSIFIED

9			Robert HUMPHREYS		Mini Miglia	19:10.031	11	D.N.F.	76.65	1:43.179
32			Ralph SAUNDERS		Mini Miglia	16:30.289	9	D.N.F.	72.83	1:42.667
43			Neil MACKAY		Mini Miglia	5:52.454	3	D.N.F.	68.21	1:53.369
1			Peter BALDWIN		Mini Miglia	6:01.237	3	D.N.F.	66.55	1:40.809
6			Dave KIMBERLEY		Mini Miglia	3:38.781	2	D.N.F.	73.25	1:44.268

FASTEST LAP

2			Kelly ROGERS		Mini Miglia	1:39.172	9	80.80mph		130.04kph
---	--	--	---------------------	--	-------------	----------	---	----------	--	-----------

Weather / Track Sunny / Dry

These results are provisional until the conclusion of any judicial and technical matters.

Oulton Park
Circuit Length = 2.2260 miles.
Start: 14:24 End: 14:44

Clerk of Course:	Stewards:	Timekeeper:
------------------	-----------	-------------

Mini Miglia Championship LAP CHART - RACE 3

Lap 1			Lap 2			Lap 3			Lap 4			Lap 5		
No	Behind	Laptime	No	Behind	Laptime	No	Behind	Laptime	No	Behind	Laptime	No	Behind	Laptime
1		1:46.212	3		1:40.398	3		1:40.432	3		1:39.770	3		1:39.764
3	0.232	1:46.444	1	0.179	1:40.809	2	0.903	1:40.893	2	1.286	1:40.153	2	1.836	1:40.314
2	0.567	1:46.779	2	0.442	1:40.505	26	3.000	1:40.784	26	3.968	1:40.738	26	4.632	1:40.428
26	2.233	1:48.445	26	2.648	1:41.045	83	3.763	1:40.862	83	4.509	1:40.516	83	5.193	1:40.448
83	2.498	1:48.710	83	3.333	1:41.465	22	4.378	1:40.819	22	5.355	1:40.747	22	6.686	1:41.095
22	3.166	1:49.378	22	3.991	1:41.455	0	10.496	1:42.033	0	12.308	1:41.582	0	14.371	1:41.827
32	4.758	1:50.970	32	6.795	1:42.667	32	10.733	1:44.370	32	13.723	1:42.760	32	17.340	1:43.381
40	5.902	1:52.114	40	8.127	1:42.855	40	11.736	1:44.041	40	15.315	1:43.349	9	19.525	1:43.212
9	6.027	1:52.239	0	8.895	1:41.437	9	12.668	1:44.005	9	16.077	1:43.179	40	21.412	1:45.861
72	8.078	1:54.290	9	9.095	1:43.698	72	17.060	1:45.655	72	22.633	1:45.343	72	27.521	1:44.652
0	8.088	1:54.300	72	11.837	1:44.389	28	17.389	1:44.899	18	22.904	1:44.840	18	27.868	1:44.728
6	8.301	1:54.513	6	11.939	1:44.268	18	17.834	1:43.444	28	23.392	1:45.773	28	29.262	1:45.634
28	9.655	1:55.867	28	12.922	1:43.897	27	26.081	1:48.727	27	32.542	1:46.231	27	38.611	1:45.833
27	11.476	1:57.688	18	14.822	1:43.651	43	45.180	1:53.369						
18	11.801	1:58.013	27	17.786	1:46.940	1	53.963	2:34.216P						
43	18.540	2:04.752	43	32.243	1:54.333									

Mini Miglia Championship

LAP CHART - RACE 3

(contd.)

Lap 6			Lap 7			Lap 8			Lap 9			Lap 10		
No	Behind	Laptime	No	Behind	Laptime	No	Behind	Laptime	No	Behind	Laptime	No	Behind	Laptime
3		1:40.049	3		1:40.136	3		1:40.052	3		1:39.975	3		1:39.814
2	1.690	1:39.903	2	1.559	1:40.005	2	1.391	1:39.884	2	0.588	1:39.172	2	0.266	1:39.492
26	5.200	1:40.617	26	5.906	1:40.842	26	6.806	1:40.952	26	7.665	1:40.834	26	9.457	1:41.606
83	5.685	1:40.541	83	6.347	1:40.798	83	7.244	1:40.949	83	7.792	1:40.523	83	10.146	1:42.168
22	8.180	1:41.543	22	10.458	1:42.414	22	12.046	1:41.640	22	13.972	1:41.901	22	15.886	1:41.728
0	15.741	1:41.419	0	17.263	1:41.658	0	18.817	1:41.606	0	19.924	1:41.082	0	21.350	1:41.240
32	21.219	1:43.928	32	25.174	1:44.091	9	29.683	1:43.750	9	33.103	1:43.395	9	36.851	1:43.562
9	22.713	1:43.237	9	25.985	1:43.408	40	30.076	1:42.888	40	33.734	1:43.633	40	36.973	1:43.053
40	24.314	1:42.951	40	27.240	1:43.062	18	38.289	1:43.421	18	42.013	1:43.699	18	45.707	1:43.508
18	31.735	1:43.916	18	34.920	1:43.321	32	39.088	1:53.966	72	45.344	1:44.301	72	50.469	1:44.939
72	32.482	1:45.010	72	37.128	1:44.782	72	41.018	1:43.942	28	45.698	1:44.449	28	50.563	1:44.679
28	33.481	1:44.268	28	37.352	1:44.007	28	41.224	1:43.924	27	1:05.995	1:47.325	27	1:12.389	1:46.208
27	45.716	1:47.154	27	52.074	1:46.494	27	58.645	1:46.623	32	1:23.269	2:24.156P			

Mini Miglia Championship

LAP CHART - RACE 3

(contd.)

Lap 11			Lap 12			Lap 13			Lap 14			Lap 15		
No	Behind	Laptime	No	Behind	Laptime	No	Behind	Laptime	No	Behind	Laptime	No	Behind	Laptime
3		1:41.110	3		1:40.007									
2	0.115	1:40.959	2	0.135	1:40.027									
26	9.608	1:41.261	26	11.085	1:41.484									
83	9.899	1:40.863	83	11.351	1:41.459									
22	16.341	1:41.565	22	18.131	1:41.797									
0	21.390	1:41.150	0	23.452	1:42.069									
40	39.799	1:43.936	40	45.268	1:45.476									
9	42.087	1:46.346	18	51.943	1:43.823									
18	48.127	1:43.530	28	59.287	1:44.645									
72	54.035	1:44.676	72	59.502	1:45.474									
28	54.649	1:45.196	27	1:24.940	1:46.716									
27	1:18.231	1:46.952												

Matador Tyres Radical BiDuro Championship QUALIFYING - RACE 4

POS	NO	CL	NAME	NAT	ENTRY	TIME	LAPS	GAP	MPH
1	96	SR	Alexander MORTIMER		Radical SR4 Clubsport	1:27.053	13		92.05
2	17	C	Tim GREAVES		Radical Clubsport	1:27.227	12	0.174	91.87
3	35	C	Phillip GIBB		Radical Clubsport	1:27.699	12	0.646	91.37
4	89	SR	Chris STONEY		Radical SR4 Clubsport	1:27.760	10	0.707	91.31
5	12	C	Tim JONES		Radical Clubsport	1:28.168	13	1.115	90.89
6	3	SR	Tony FREEMAN		Radical SR4 Clubsport	1:28.333	13	1.280	90.72
7	51	SR	Henry MORGAN		Radical SR4 Clubsport	1:28.418	12	1.365	90.63
8	67	SR	Phillip ABBOTT		Radical SR4 Clubsport	1:28.744	13	1.691	90.30
9	47	C	Graham SAUNDERS		Radical Clubsport	1:29.049	12	1.996	89.99
10	55	SR	Mick HYDE		Radical SR4 Clubsport	1:29.327	12	2.274	89.71
11	99	SR	David OLDROYD		Radical SR4 Clubsport	1:29.641	5	2.588	89.39
12	7	SR	Adrian MARDLIN		Radical Clubsport	1:29.649	12	2.596	89.38
13	77	SR	James SAGGERS		Radical SR4 Clubsport	1:30.361	12	3.308	88.68
14	33	C	Charles CRAVEN		Radical Clubsport	1:30.958	12	3.905	88.10
15	8	C	Mark SUTTERBY		Radical Clubsport	1:31.705	9	4.652	87.38
16	14	C	Roger BROMILEY		Radical Clubsport	1:33.501	5	6.448	85.70

Weather / Track Cloudy / Dry

These results are provisional until the conclusion of any judicial and technical matters.

Oulton Park
Circuit Length = 2.2260 miles.
Start: 09:52 End: 10:12

Clerk of Course:	Stewards:	Timekeeper:
------------------	-----------	-------------

Matador Tyres Radical BiDuro Championship LAP ANALYSIS - RACE 4

3	Tony FREEMAN	Radical SR4 Clubsport
1 - 6:26.437	6 - 1:32.027P	11 - 1:28.465
2 - 1:38.476	7 - 2:21.368	12 - 1:29.066
3 - 1:31.857	8 - 1:30.389	13 - 1:28.333
4 - 1:30.904	9 - 1:31.476	
5 - 1:29.241	10 - 1:29.150	
7	Adrian MARDLIN	Radical Clubsport
1 - 6:03.528	6 - 1:30.888	11 - 1:29.649
2 - 1:34.022	7 - 1:45.389P	12 - 1:29.693
3 - 1:32.757	8 - 3:28.806	
4 - 1:32.506	9 - 1:30.611	
5 - 1:34.031	10 - 1:30.022	
8	Mark SUTTERBY	Radical Clubsport
1 - 6:19.854	6 - 1:32.251	
2 - 1:52.395P	7 - 1:31.705	
3 - 5:33.678	8 - 1:31.837	
4 - 1:43.565	9 - 1:41.986P	
5 - 1:35.733		
12	Tim JONES	Radical Clubsport
1 - 5:56.200	6 - 1:29.730	11 - 1:28.551
2 - 1:34.546	7 - 1:33.699	12 - 1:28.190
3 - 1:32.712	8 - 1:37.621P	13 - 1:28.168
4 - 1:32.868	9 - 2:12.755	
5 - 1:29.849	10 - 1:29.058	
14	Roger BROMILEY	Radical Clubsport
1 - 6:27.958		
2 - 1:41.249		
3 - 1:36.429		
4 - 1:34.848		
5 - 1:33.501		
17	Tim GREAVES	Radical Clubsport
1 - 5:58.709	6 - 1:31.896	11 - 1:27.227
2 - 1:37.484	7 - 1:29.009	12 - 1:28.019
3 - 1:31.948	8 - 1:40.875P	
4 - 1:29.383	9 - 2:51.446	
5 - 1:33.003	10 - 1:27.934	

Weather / Track Cloudy / Dry

These results are provisional until the conclusion of any judicial and technical matters.

Oulton Park
Circuit Length = 2.2260 miles.
Start: 09:52 End: 10:12

Clerk of Course:	Stewards:	Timekeeper:
------------------	-----------	-------------

Matador Tyres Radical BiDuro Championship

LAP ANALYSIS - RACE 4

(contd.)

33	Charles CRAVEN	Radical Clubsport
1 - 6:27.367	6 - 1:31.865	11 - 1:36.715
2 - 1:40.883	7 - 1:54.216P	12 - 1:30.958
3 - 1:35.605	8 - 3:00.239	
4 - 1:34.027	9 - 1:34.018	
5 - 1:33.025	10 - 1:31.333	
35	Phillip GIBB	Radical Clubsport
1 - 6:03.654	6 - 1:28.965	11 - 1:28.073
2 - 1:31.721	7 - 1:42.549P	12 - 1:27.699
3 - 1:29.852	8 - 3:43.575	
4 - 1:30.137	9 - 1:28.488	
5 - 1:28.931	10 - 1:28.231	
47	Graham SAUNDERS	Radical Clubsport
1 - 6:18.764	6 - 1:31.030	11 - 1:29.331
2 - 1:38.737	7 - 1:44.383P	12 - 1:29.324
3 - 1:33.151	8 - 3:21.330	
4 - 1:31.769	9 - 1:29.332	
5 - 1:30.117	10 - 1:29.049	
51	Henry MORGAN	Radical SR4 Clubsport
1 - 5:53.785	6 - 1:28.679	11 - 1:28.418
2 - 1:34.118	7 - 1:30.762	12 - 1:28.802
3 - 1:30.237	8 - 1:38.313P	
4 - 1:30.283	9 - 3:24.883	
5 - 1:29.529	10 - 1:28.878	
55	Mick HYDE	Radical SR4 Clubsport
1 - 5:53.283	6 - 2:15.061	11 - 1:29.327
2 - 1:33.531	7 - 1:31.012	12 - 1:30.557
3 - 1:30.607	8 - 1:30.963	
4 - 1:30.593	9 - 1:29.442	
5 - 1:35.016P	10 - 1:30.053	
67	Phillip ABBOTT	Radical SR4 Clubsport
1 - 5:54.586	6 - 1:33.891P	11 - 1:28.755
2 - 1:34.955	7 - 2:16.598	12 - 1:29.247
3 - 1:31.394	8 - 1:30.807	13 - 1:28.793
4 - 1:30.366	9 - 1:29.498	
5 - 1:29.726	10 - 1:28.744	

Weather / Track Cloudy / Dry

These results are provisional until the conclusion of any judicial and technical matters.

Oulton Park
Circuit Length = 2.2260 miles.
Start: 09:52 End: 10:12

Clerk of Course:	Stewards:	Timekeeper:
------------------	-----------	-------------

Matador Tyres Radical BiDuro Championship

LAP ANALYSIS - RACE 4

(contd.)

77	James SAGGERS	Radical SR4 Clubsport
1 - 6:28.256	6 - 1:41.684P	11 - 1:30.856
2 - 1:38.899	7 - 3:07.099	12 - 1:30.876
3 - 1:33.160	8 - 1:31.698	
4 - 1:32.715	9 - 1:30.931	
5 - 1:32.152	10 - 1:30.361	
89	Chris STONEY	Radical SR4 Clubsport
1 - 5:59.112	6 - 1:29.083	
2 - 1:33.728	7 - 1:39.414P	
3 - 1:30.773	8 - 4:38.543	
4 - 1:30.093	9 - 1:27.760	
5 - 1:28.180	10 - 1:43.385P	
96	Alexander MORTIMER	Radical SR4 Clubsport
1 - 6:01.392	6 - 2:26.675	11 - 1:27.053
2 - 1:44.774	7 - 1:28.343	12 - 1:34.539
3 - 1:28.931	8 - 1:27.355	13 - 1:36.127P
4 - 1:28.131	9 - 1:33.088	
5 - 1:36.931P	10 - 1:27.469	
99	David OLDROYD	Radical SR4 Clubsport
1 - 6:01.066		
2 - 1:33.207		
3 - 1:29.641		
4 - 1:35.320P		
5 - 2:18.883		

Weather / Track Cloudy / Dry

These results are provisional until the conclusion of any judicial and technical matters.

Oulton Park
Circuit Length = 2.2260 miles.
Start: 09:52 End: 10:12


Clerk of Course:	Stewards:	Timekeeper:
------------------	-----------	-------------

Matador Tyres Radical BiDuro Championship

GRID - RACE 4

ROW 8	8 SUTTERBY	14 BROMILEY
ROW 7	77 SAGGERS	33 CRAVEN
ROW 6	99 OLDROYD	7 MARDLIN
ROW 5	47 SAUNDERS	55 HYDE
ROW 4	51 MORGAN	67 ABBOTT
ROW 3	12 JONES	3 FREEMAN
ROW 2	35 GIBB	89 STONEY
ROW 1	96 MORTIMER	17 GREAVES

POLE



Weather / Track Cloudy / Dry
These results are provisional until the conclusion of any judicial and technical matters.


Oulton Park
Circuit Length = 2.2260 miles.
Start: 09:52 End: 10:12

Clerk of Course:	Stewards:	Timekeeper:
------------------	-----------	-------------

Matador Tyres Radical BiDuro Championship

GRID - RACE 7

ROW 8	17	GREAVES		
ROW 7	14	BROMILEY	8	SUTTERBY
ROW 6	33	CRAVEN	77	SAGGERS
ROW 5	47	SAUNDERS	7	MARDLIN
ROW 4	12	JONES	35	GIBB
ROW 3	67	ABBOTT	55	HYDE
ROW 2	51	MORGAN	3	FREEMAN
ROW 1	96	MORTIMER	89	STONEY
		POLE		



Weather / Track Sunny / Dry
These results are provisional until the conclusion of any judicial and technical matters.

Oulton Park
Circuit Length = 2.2260 miles.
Start: 14:57 End: 15:14

Clerk of Course:	Stewards:	Timekeeper:
------------------	-----------	-------------

Matador Tyres Radical BiDuro Championship

RACE CLASSIFICATION - RACE 4

POS	NO	CL	NAME	NAT	ENTRY	TIME	LAPS	GAP	MPH	BEST
1	96	SR	Alexander MORTIMER		Radical SR4 Clubsport	17:51.474	12		89.74	1:28.258
2	89	SR	Chris STONEY		Radical SR4 Clubsport	17:52.768	12	1.294	89.64	1:28.210
3	51	SR	Henry MORGAN		Radical SR4 Clubsport	17:56.229	12	4.755	89.35	1:28.392
4	3	SR	Tony FREEMAN		Radical SR4 Clubsport	17:57.529	12	6.055	89.24	1:28.360
5	67	SR	Phillip ABBOTT		Radical SR4 Clubsport	17:58.869	12	7.395	89.13	1:28.521
6	55	SR	Mick HYDE		Radical SR4 Clubsport	18:07.024	12	15.550	88.46	1:28.646
7	12	C	Tim JONES		Radical Clubsport	18:07.538	12	16.064	88.42	1:29.029
8	35	C	Phillip GIBB		Radical Clubsport	18:09.142	12	17.668	88.29	1:28.929
9	47	C	Graham SAUNDERS		Radical Clubsport	18:09.240	12	17.766	88.28	1:28.465
10	7	SR	Adrian MARDLIN		Radical Clubsport	18:18.018	12	26.544	87.57	1:29.335
11	33	C	Charles CRAVEN		Radical Clubsport	18:20.615	12	29.141	87.37	1:30.374
12	77	SR	James SAGGERS		Radical SR4 Clubsport	18:44.682	12	53.208	85.50	1:30.575
13	14	C	Roger BROMILEY		Radical Clubsport	18:46.381	12	54.907	85.37	1:31.493
NOT CLASSIFIED										
8	C	Mark SUTTERBY		Radical Clubsport		13:46.825	9	D.N.F.	87.22	1:29.173
17	C	Tim GREAVES		Radical Clubsport		6:30.685	4	D.N.F.	82.04	1:28.541
FASTEST LAP										
89	SR	Chris STONEY		Radical SR4 Clubsport		1:28.210	12	90.84mph		146.20kph
47	C	Graham SAUNDERS		Radical Clubsport		1:28.465	11	90.58mph		145.78kph

Weather / Track Sunny / Dry

These results are provisional until the conclusion of any judicial and technical matters.

Oulton Park
Circuit Length = 2.2260 miles.
Start: 14:57 End: 15:14

Clerk of Course:	Stewards:	Timekeeper:
------------------	-----------	-------------

Matador Tyres Radical BiDuro Championship

RACE CLASSIFICATION - RACE 7

POS	NO	CL	NAME	NAT	ENTRY	TIME	LAPS	GAP	MPH	BEST
1	96	SR	Alexander MORTIMER		Radical SR4 Clubsport	17:42.963	12		90.46	1:27.409
2	89	SR	Chris STONEY		Radical SR4 Clubsport	17:43.540	12	0.577	90.41	1:27.277
3	51	SR	Henry MORGAN		Radical SR4 Clubsport	17:53.225	12	10.262	89.60	1:28.388
4	35	C	Phillip GIBB		Radical Clubsport	18:00.326	12	17.363	89.01	1:28.480
5	17	C	Tim GREAVES		Radical Clubsport	18:00.657	12	17.694	88.98	1:27.954
6	3	SR	Tony FREEMAN		Radical SR4 Clubsport	18:05.216	12	22.253	88.61	1:28.445
7	55	SR	Mick HYDE		Radical SR4 Clubsport	18:05.686	12	22.723	88.57	1:29.228
8	47	C	Graham SAUNDERS		Radical Clubsport	18:05.900	12	22.937	88.55	1:28.715
9	67	SR	Phillip ABBOTT		Radical SR4 Clubsport	18:08.152	12	25.189	88.37	1:29.249
10	8	C	Mark SUTTERBY		Radical Clubsport	18:11.009	12	28.046	88.14	1:28.799
11	33	C	Charles CRAVEN		Radical Clubsport	18:12.270	12	29.307	88.04	1:29.152
12	12	C	Tim JONES		Radical Clubsport	18:15.176	12	32.213	87.80	1:28.995
13	7	SR	Adrian MARDLIN		Radical Clubsport	18:30.263	12	47.300	86.61	1:29.332
14	14	C	Roger BROMILEY		Radical Clubsport	18:37.600	12	54.637	86.04	1:31.295

NOT CLASSIFIED

77	SR	James SAGGERS		Radical SR4 Clubsport	7:52.774	5	D.N.F.	84.75	1:30.088
----	----	---------------	--	-----------------------	----------	---	--------	-------	----------

FASTEST LAP

89	SR	Chris STONEY		Radical SR4 Clubsport	1:27.277	10	91.81mph	147.76kph
17	C	Tim GREAVES		Radical Clubsport	1:27.954	10	91.11mph	146.62kph

Weather / Track Sunny / Dry

These results are provisional until the conclusion of any judicial and technical matters.

Oulton Park
Circuit Length = 2.2260 miles.
Start: 17:00 End: 17:18

Clerk of Course:	Stewards:	Timekeeper:
------------------	-----------	-------------

Matador Tyres Radical BiDuro Championship LAP CHART RACE 4

Lap 1			Lap 2			Lap 3			Lap 4			Lap 5		
No	Behind	Laptime	No	Behind	Laptime	No	Behind	Laptime	No	Behind	Laptime	No	Behind	Laptime
96		1:33.794	96		1:28.638	96		1:28.582	96		1:28.395	96		1:28.306
17	0.701	1:34.495	17	1.289	1:29.226	17	1.248	1:28.541	89	2.072	1:29.120	89	2.117	1:28.351
89	1.274	1:35.068	89	1.437	1:28.801	89	1.347	1:28.492	51	6.466	1:29.533	51	7.676	1:29.516
51	2.982	1:36.776	51	4.093	1:29.749	51	5.328	1:29.817	3	6.728	1:29.432	3	7.796	1:29.374
3	3.439	1:37.233	3	4.542	1:29.741	3	5.691	1:29.731	67	8.246	1:29.956	67	8.461	1:28.521
67	3.874	1:37.668	35	4.809	1:29.376	35	6.585	1:30.358	35	9.030	1:30.840	35	9.653	1:28.929
35	4.071	1:37.865	67	5.528	1:30.292	67	6.685	1:29.739	12	9.315	1:30.172	12	10.038	1:29.029
7	4.874	1:38.668	7	6.417	1:30.181	12	7.538	1:29.377	55	10.879	1:30.564	55	11.278	1:28.705
12	5.287	1:39.081	12	6.743	1:30.094	7	8.278	1:30.443	7	11.063	1:31.180	47	12.497	1:29.537
55	5.680	1:39.474	47	7.064	1:29.824	55	8.710	1:29.566	47	11.266	1:30.372	7	13.621	1:30.864
47	5.878	1:39.672	55	7.726	1:30.684	47	9.289	1:30.807	8	12.342	1:30.566	8	13.920	1:29.884
8	6.641	1:40.435	8	9.095	1:31.092	8	10.171	1:29.658	33	14.738	1:30.923	33	16.929	1:30.497
33	7.734	1:41.528	33	10.338	1:31.242	33	12.210	1:30.454	14	25.549	1:33.998	14	30.131	1:32.888
14	8.868	1:42.662	77	10.980	1:30.575	14	19.946	1:34.120	17	31.276	1:58.423P	77	39.461	1:31.813
77	9.043	1:42.837	14	14.408	1:34.178	77	24.895	1:42.497	77	35.954	1:39.454			

Matador Tyres Radical BiDuro Championship

LAP CHART RACE 4

(contd.)

Lap 6			Lap 7			Lap 8			Lap 9			Lap 10		
No	Behind	Laptime	No	Behind	Laptime	No	Behind	Laptime	No	Behind	Laptime	No	Behind	Laptime
96		1:28.258	96		1:28.380	96		1:28.709	96		1:28.920	96		1:29.176
89	2.664	1:28.805	89	3.130	1:28.846	89	4.134	1:29.713	89	3.600	1:28.386	89	4.233	1:29.809
51	8.636	1:29.218	51	8.790	1:28.534	51	8.583	1:28.502	51	8.282	1:28.619	51	7.972	1:28.866
67	9.373	1:29.170	3	10.071	1:28.594	3	10.098	1:28.736	3	9.538	1:28.360	3	9.135	1:28.773
3	9.857	1:30.319	67	10.618	1:29.625	67	11.030	1:29.121	67	10.777	1:28.667	67	10.392	1:28.791
35	11.196	1:29.801	35	13.320	1:30.504	55	15.116	1:30.274	55	15.763	1:29.567	55	16.277	1:29.690
12	11.423	1:29.643	55	13.551	1:30.265	12	16.106	1:31.010	12	16.572	1:29.386	12	16.623	1:29.227
55	11.666	1:28.646	12	13.805	1:30.762	35	16.701	1:32.090	35	17.771	1:29.990	35	18.552	1:29.957
47	13.520	1:29.281	7	16.402	1:30.062	8	17.743	1:29.868	7	19.777	1:30.302	47	20.382	1:28.912
7	14.720	1:29.357	8	16.584	1:30.129	7	18.395	1:30.702	47	20.646	1:29.097	7	27.823	1:37.222
8	14.835	1:29.173	47	19.773	1:34.633	47	20.469	1:29.405	8	24.843	1:36.020P	33	28.593	1:31.560
33	19.579	1:30.908	33	21.815	1:30.616	33	24.243	1:31.137	33	26.209	1:30.886	77	50.591	1:31.304
14	34.512	1:32.639	14	39.164	1:33.032	14	44.604	1:34.149	14	48.313	1:32.629	14	52.080	1:32.943
77	42.228	1:31.025	77	44.449	1:30.601	77	46.548	1:30.808	77	48.463	1:30.835			

Matador Tyres Radical BiDuro Championship

LAP CHART RACE 4

(contd.)

Lap 11			Lap 12			Lap 13			Lap 14			Lap 15		
No	Behind	Laptime	No	Behind	Laptime	No	Behind	Laptime	No	Behind	Laptime	No	Behind	Laptime
96		1:29.712	96		1:30.604									
89	3.688	1:29.167	89	1.294	1:28.210									
51	6.967	1:28.707	51	4.755	1:28.392									
3	8.222	1:28.799	3	6.055	1:28.437									
67	9.391	1:28.711	67	7.395	1:28.608									
55	16.187	1:29.622	55	15.550	1:29.967									
12	16.560	1:29.649	12	16.064	1:30.108									
35	18.564	1:29.724	35	17.668	1:29.708									
47	19.135	1:28.465	47	17.766	1:29.235									
7	27.446	1:29.335	7	26.544	1:29.702									
33	29.371	1:30.490	33	29.141	1:30.374									
77	52.555	1:31.676	77	53.208	1:31.257									
14	54.018	1:31.650	14	54.907	1:31.493									

Matador Tyres Radical BiDuro Championship LAP CHART - RACE 7

Lap 1			Lap 2			Lap 3			Lap 4			Lap 5		
No	Behind	Laptime	No	Behind	Laptime	No	Behind	Laptime	No	Behind	Laptime	No	Behind	Laptime
96		1:34.061	96		1:29.082	96		1:29.045	96		1:28.419	96		1:27.903
89	0.555	1:34.616	89	1.016	1:29.543	89	1.648	1:29.677	89	1.382	1:28.153	89	1.022	1:27.543
3	1.921	1:35.982	3	2.093	1:29.254	3	2.877	1:29.829	51	4.014	1:28.908	51	4.550	1:28.439
51	2.387	1:36.448	51	2.946	1:29.641	51	3.525	1:29.624	3	4.014	1:29.556	3	5.418	1:29.307
67	3.745	1:37.806	67	4.457	1:29.794	67	5.651	1:30.239	67	6.825	1:29.593	67	8.171	1:29.249
55	4.193	1:38.254	55	5.028	1:29.917	55	6.096	1:30.113	55	7.280	1:29.603	35	8.661	1:28.584
7	4.499	1:38.560	35	5.311	1:29.420	35	6.377	1:30.111	35	7.980	1:30.022	55	9.266	1:29.889
35	4.973	1:39.034	7	6.384	1:30.967	12	7.149	1:29.633	12	8.131	1:29.401	12	9.775	1:29.547
12	5.369	1:39.430	12	6.561	1:30.274	47	7.762	1:30.104	47	8.549	1:29.206	47	10.381	1:29.735
77	5.827	1:39.888	47	6.703	1:29.834	17	8.699	1:30.377	17	9.243	1:28.963	17	10.387	1:29.047
47	5.951	1:40.012	17	7.367	1:29.635	7	8.990	1:31.651	7	10.195	1:29.624	7	11.624	1:29.332
17	6.814	1:40.875	33	8.455	1:30.537	33	9.655	1:30.245	33	10.895	1:29.659	33	12.305	1:29.313
33	7.000	1:41.061	77	9.061	1:32.316	8	10.719	1:30.248	8	11.808	1:29.508	8	12.704	1:28.799
8	7.748	1:41.809	8	9.516	1:30.850	77	11.400	1:31.384	77	13.069	1:30.088	77	24.264	1:39.098P
14	9.091	1:43.152	14	12.132	1:32.123	14	15.940	1:32.853	14	19.613	1:32.092	14	24.229	1:32.519

Matador Tyres Radical BiDuro Championship

LAP CHART - RACE 7

(contd.)

Lap 6			Lap 7			Lap 8			Lap 9			Lap 10		
No	Behind	Laptime	No	Behind	Laptime	No	Behind	Laptime	No	Behind	Laptime	No	Behind	Laptime
96		1:27.693	96		1:27.910	96		1:28.198	96		1:27.694	96		1:27.409
89	0.658	1:27.329	89	0.556	1:27.808	89	1.044	1:28.686	89	0.666	1:27.316	89	0.534	1:27.277
51	5.896	1:29.039	51	6.456	1:28.470	51	6.787	1:28.529	51	7.481	1:28.388	51	8.798	1:28.726
3	6.448	1:28.723	3	7.176	1:28.638	3	8.177	1:29.199	3	9.028	1:28.545	3	10.555	1:28.936
67	11.185	1:30.707	35	11.833	1:28.500	35	12.528	1:28.893	35	13.785	1:28.951	35	15.333	1:28.957
35	11.243	1:30.275	55	14.182	1:30.589	17	15.304	1:29.009	17	15.709	1:28.099	17	16.254	1:27.954
55	11.503	1:29.930	17	14.493	1:30.187	55	15.601	1:29.617	55	17.135	1:29.228	55	18.987	1:29.261
12	11.799	1:29.717	67	14.987	1:31.712	67	16.753	1:29.964	47	18.379	1:29.226	47	19.685	1:28.715
17	12.216	1:29.522	47	15.241	1:30.767	47	16.847	1:29.804	67	19.562	1:30.503	67	21.625	1:29.472
47	12.384	1:29.696	7	16.729	1:30.874	7	18.321	1:29.790	7	20.860	1:30.233	7	22.842	1:29.391
7	13.765	1:29.834	33	18.104	1:32.056	8	19.691	1:29.075	8	21.358	1:29.361	8	23.100	1:29.151
33	13.958	1:29.346	8	18.814	1:32.178	33	21.535	1:31.629	33	22.993	1:29.152	33	25.223	1:29.639
8	14.546	1:29.535	12	25.276	1:41.387	12	26.583	1:29.505	12	27.974	1:29.085	12	29.628	1:29.063
14	29.144	1:32.608	14	33.801	1:32.567	14	38.443	1:32.840	14	42.691	1:31.942	14	46.785	1:31.503

Matador Tyres Radical BiDuro Championship

LAP CHART - RACE 7

(contd.)

Lap 11			Lap 12			Lap 13			Lap 14			Lap 15		
No	Behind	Laptime	No	Behind	Laptime	No	Behind	Laptime	No	Behind	Laptime	No	Behind	Laptime
96		1:27.777	96		1:27.772									
89	0.467	1:27.710	89	0.577	1:27.882									
51	9.568	1:28.547	51	10.262	1:28.466									
3	11.580	1:28.802	3	12.253	1:28.445									
35	16.036	1:28.480	35	17.363	1:29.099									
17	16.957	1:28.480	17	17.694	1:28.509									
55	20.602	1:29.392	55	22.723	1:29.893									
47	20.717	1:28.809	47	22.937	1:29.992									
67	23.162	1:29.314	67	25.189	1:29.799									
8	26.256	1:30.933	8	28.046	1:29.562									
33	27.615	1:30.169	33	29.307	1:29.464									
12	30.990	1:29.139	12	32.213	1:28.995									
7	43.484	1:48.419	7	47.300	1:31.588									
14	51.114	1:32.106	14	54.637	1:31.295									

ARP Formula 3 Championship QUALIFYING - RACE 6

POS	NO	CL	NAME	NAT	ENTRY	TIME	LAPS	GAP	MPH
1	1	A	Richard MARSH		Dallara F398	1:21.861	10		97.89
2	7	A	Jon GRAY		Dallara F399	1:22.658	18	0.797	96.94
3	6	A	Janine PAYNE		Dallara F300	1:22.799	16	0.938	96.78
4	4	A	Keith BALDWIN		Dallara F300	1:22.920	17	1.059	96.64
5	11	A	Shane KELLY		Dallara F397	1:23.399	15	1.538	96.08
6	12	A	Stuart WILTSHIRE		Dallara F301	1:23.559	16	1.698	95.90
7	17	A	James WINSLOW		Dallara F396	1:23.574	14	1.713	95.88
8	9	A	Mark DWYER		Dallara	1:23.588	16	1.727	95.87
9	32	B	Stephen CLEGG		Reynard 863	1:24.523	14	2.662	94.81
10	36	B	Oliver ALLAN		Reynard 913	1:25.331	17	3.470	93.91
11	14	A	Chris WILLIE		Dallara F396	1:25.786	10	3.925	93.41
12	31	B	Daron BLAND		Reynard 903	1:25.913	16	4.052	93.27
13	18	A	Alan ELLIS		Dallara F398	1:26.207	15	4.346	92.95
14	10	A	Terry LUDGROVE		Dallara 963	1:28.582	14	6.721	90.46
15	35	B	Peter HANNAM		Reynard 923	1:29.490	15	7.629	89.54
16	38	B	Peter KALPAKIOTIS		Dallara 391	1:30.756	15	8.895	88.29

Weather / Track Sunny / Dry

These results are provisional until the conclusion of any judicial and technical matters.

Oulton Park
Circuit Length = 2.2260 miles.
Start: 10:22 End: 10:46

Clerk of Course:	Stewards:	Timekeeper:
------------------	-----------	-------------

ARP Formula 3 Championship LAP ANALYSIS - RACE 6

1	Richard MARSH	Dallara F398			
1 -	7:54.791	6 -	1:21.861		
2 -	1:25.842	7 -	1:32.951P		
3 -	1:23.298	8 -	X:00.000		
4 -	1:23.369	9 -	1:44.556		
5 -	1:22.523	10 -	1:47.079		
4	Keith BALDWIN	Dallara F300			
1 -	8:05.497	6 -	1:23.511	11 -	1:24.188
2 -	1:29.117	7 -	1:23.785	12 -	1:24.198
3 -	1:25.999	8 -	1:23.643	13 -	1:24.258
4 -	1:24.103	9 -	1:28.212P	14 -	1:22.920
5 -	1:23.788	10 -	3:24.025	15 -	1:23.436
6	Janine PAYNE	Dallara F300			
1 -	8:10.709	6 -	1:24.849	11 -	1:26.787
2 -	1:30.513	7 -	1:24.668	12 -	1:25.377
3 -	1:27.323	8 -	1:30.822P	13 -	1:24.406
4 -	1:25.658	9 -	4:26.462	14 -	1:25.573
5 -	1:24.980	10 -	1:29.476	15 -	1:23.287
7	Jon GRAY	Dallara F399			
1 -	8:10.902	6 -	1:23.353	11 -	1:23.299
2 -	1:30.988	7 -	1:25.826	12 -	1:23.721
3 -	1:27.105	8 -	1:28.176	13 -	1:23.892
4 -	1:27.478	9 -	1:23.889	14 -	1:23.231
5 -	1:24.946	10 -	1:23.611	15 -	1:23.037
9	Mark DWYER	Dallara			
1 -	8:17.971	6 -	1:25.868	11 -	1:26.412
2 -	1:32.412	7 -	1:26.904	12 -	1:24.029
3 -	1:30.808	8 -	1:24.303	13 -	1:23.590
4 -	1:32.913P	9 -	1:24.296	14 -	1:26.279
5 -	3:29.056	10 -	1:24.392	15 -	1:23.588
10	Terry LUDGROVE	Dallara 963			
1 -	8:18.887	6 -	1:30.669	11 -	1:28.582
2 -	1:34.592	7 -	1:36.368P	12 -	1:29.016
3 -	1:33.387	8 -	5:07.604	13 -	1:30.442
4 -	1:31.597	9 -	1:32.684	14 -	1:29.526
5 -	1:30.822	10 -	1:30.459		
11	Shane KELLY	Dallara F397			
1 -	8:21.398	6 -	1:24.373	11 -	1:26.463
2 -	1:30.114	7 -	1:24.014	12 -	1:24.019
3 -	1:32.172	8 -	1:30.223P	13 -	1:43.668
4 -	1:26.998	9 -	4:51.826	14 -	1:23.399
5 -	1:25.610	10 -	1:24.267	15 -	1:26.550

ARP Formula 3 Championship

LAP ANALYSIS - RACE 6

(contd.)

12	Stuart WILTSHIRE	Dallara F301					
1 -	7:57.432	6 -	1:26.071	11 -	1:25.590	16 -	1:23.782
2 -	1:26.066	7 -	1:32.235P	12 -	1:25.263		
3 -	1:25.051	8 -	4:53.039	13 -	1:23.559		
4 -	1:25.476	9 -	1:24.388	14 -	1:24.567		
5 -	1:26.511	10 -	1:23.831	15 -	1:24.825		
14	Chris WILLIE	Dallara F396					
1 -	8:34.794	6 -	1:27.912				
2 -	1:29.323	7 -	1:25.786				
3 -	1:33.662	8 -	1:25.937				
4 -	1:36.237P	9 -	1:34.036P				
5 -	7:08.571	10 -	5:19.512				
17	James WINSLOW	Dallara F396					
1 -	8:04.352	6 -	6:02.804	11 -	1:24.556		
2 -	1:26.670	7 -	1:23.977	12 -	1:23.623		
3 -	1:25.537	8 -	1:23.574	13 -	1:24.863		
4 -	1:24.571	9 -	1:38.156	14 -	1:24.810		
5 -	1:29.049P	10 -	1:26.564				
18	Alan ELLIS	Dallara F398					
1 -	8:12.034	6 -	1:29.242	11 -	1:29.815		
2 -	1:36.760	7 -	1:28.475	12 -	1:28.715		
3 -	1:33.137	8 -	1:27.092	13 -	1:26.207		
4 -	1:31.346	9 -	1:33.018P	14 -	1:26.275		
5 -	1:29.771	10 -	3:46.112	15 -	1:43.410P		
31	Daron BLAND	Reynard 903					
1 -	8:12.121	6 -	1:26.332	11 -	2:30.455	16 -	1:28.073
2 -	1:30.940	7 -	1:26.455	12 -	1:27.561		
3 -	1:27.856	8 -	1:26.198	13 -	1:27.182		
4 -	1:27.231	9 -	1:26.776	14 -	1:29.556		
5 -	1:26.687	10 -	2:28.905P	15 -	1:25.913		
32	Stephen CLEGG	Reynard 863					
1 -	7:56.365	6 -	1:26.963	11 -	1:26.240		
2 -	1:26.037	7 -	1:24.963	12 -	1:40.320		
3 -	1:25.568	8 -	1:26.831	13 -	1:30.185		
4 -	1:24.897	9 -	1:24.523	14 -	1:59.891P		
5 -	1:24.669	10 -	1:24.972				
35	Peter HANNAM	Reynard 923					
1 -	8:32.680	6 -	1:29.835	11 -	1:29.490		
2 -	1:36.044	7 -	1:29.907	12 -	1:29.939		
3 -	1:32.296	8 -	1:31.910	13 -	1:34.361P		
4 -	1:34.079	9 -	1:31.013	14 -	4:12.386		
5 -	1:31.462	10 -	1:29.521	15 -	1:31.286		

ARP Formula 3 Championship


LAP ANALYSIS - RACE 6

(contd.)

36	Oliver ALLAN	Reynard 913			
1 - 8:29.146	6 - 1:28.293	11 - 1:26.714	16 - 1:25.331		
2 - 1:36.191	7 - 1:27.795	12 - 1:28.606	17 - 1:27.415		
3 - 1:33.706	8 - 1:27.867	13 - 1:25.846			
4 - 1:33.088	9 - 1:26.992	14 - 1:25.444			
5 - 1:30.193	10 - 1:28.346	15 - 1:27.425			
38	Peter KALPAKIOTIS	Dallara 391			
1 - 8:23.324	6 - 1:35.010	11 - 1:47.131P			
2 - 1:38.969	7 - 1:34.843	12 - 3:18.819			
3 - 1:36.659	8 - 1:32.256	13 - 1:34.090			
4 - 1:35.777	9 - 1:31.531	14 - 1:30.756			
5 - 1:35.389	10 - 1:32.641	15 - 1:32.409			

ARP Formula 3 Championship

GRID - RACE 6

ROW 8	1:29.490 35 HANNAM	1:30.756 38 KALPAKIOTIS
ROW 7	1:26.207 18 ELLIS	1:28.582 10 LUDGROVE
ROW 6	1:25.786 14 WILLIE	1:25.913 31 BLAND
ROW 5	1:24.523 32 CLEGG	1:25.331 36 ALLAN
ROW 4	1:23.574 17 WINSLOW	1:23.588 9 DWYER
ROW 3	1:23.399 11 KELLY	1:23.559 12 WILTSHIRE
ROW 2	1:22.799 6 PAYNE	1:22.920 4 BALDWIN
ROW 1	1:21.861 1 MARSH	1:22.658 7 GRAY
POLE		
		

Weather / Track Sunny / Dry

These results are provisional until the conclusion of any judicial and technical matters.

Oulton Park
Circuit Length = 2.2260 miles.
Start: 10:22 End: 10:46

Clerk of Course:	Stewards:	Timekeeper:
------------------	-----------	-------------

ARP Formula 3 Championship

RACE CLASSIFICATION - RACE 6

POS	NO	CL	NAME	NAT	ENTRY	TIME	LAPS	GAP	MPH	BEST
1	1	A	Richard MARSH		Dallara F398	18:15.993	13		95.05	1:23.256
2	7	A	Jon GRAY		Dallara F399	18:22.664	13	6.671	94.47	1:23.220
3	11	A	Shane KELLY		Dallara F397	18:23.500	13	7.507	94.40	1:23.319
4	9	A	Mark DWYER		Dallara	18:32.079	13	16.086	93.67	1:24.242
5	12	A	Stuart WILTSHIRE		Dallara F301	18:35.345	13	19.352	93.40	1:24.174
6	14	A	Chris WILLIE		Dallara F396	18:53.798	13	37.805	91.88	1:25.921
7	36	B	Oliver ALLAN		Reynard 913	19:03.424	13	47.431	91.11	1:26.309
8	31	B	Daron BLAND		Reynard 903	19:05.230	13	49.237	90.96	1:26.360
9	18	A	Alan ELLIS		Dallara F398	19:25.875	13	1:09.882	89.35	1:26.791
10	35	B	Peter HANNAM		Reynard 923	18:23.399	12	1 LAP	87.15	1:29.561
11	6	A	Janine PAYNE		Dallara F300	18:37.062	12	1 LAP	86.08	1:23.477
12	38	B	Peter KALPAKIOTIS		Dallara 391	18:47.062	12	1 LAP	85.32	1:30.700
NOT CLASSIFIED										
10	A	Terry LUDGROVE		Dallara 963	18:23.499	12	D.N.F	87.14	1:29.542	
32	B	Stephen CLEGG		Reynard 863	15:46.163	11	D.N.F.	93.16	1:24.125	
4	A	Keith BALDWIN		Dallara F300	9:55.914	7	D.N.F.	94.13	1:23.748	
FASTEST LAP										
7	A	Jon GRAY		Dallara F399	1:23.220	7	96.29mph	154.97kph		
32	B	Stephen CLEGG		Reynard 863	1:24.125	9	95.25mph	153.30kph		

Red Flag at 16:44 Car 10 Excluded from Result
Weather / Track Sunny / Dry

Oulton Park
Circuit Length = 2.2260 miles.
Start: 16:23

Clerk of Course:	Stewards:	Timekeeper:
------------------	-----------	-------------

ARP Formula 3 Championship

LAP CHART - RACE 6

Lap 1			Lap 2			Lap 3			Lap 4			Lap 5		
No	Behind	Lap time	No	Behind	Lap time	No	Behind	Lap time	No	Behind	Lap time	No	Behind	Lap time
4	2.170	1:31.672	4	2.158	1:24.518	4	1.782	1:23.999	4	1.337	1:23.794	4	1.829	1:23.748
11	2.792	1:32.294	11	3.104	1:24.842	11	2.635	1:23.906	11	2.922	1:24.526	11	3.854	1:24.188
7	3.557	1:33.059	7	3.502	1:24.475	7	2.902	1:23.775	7	2.928	1:24.265	7	4.356	1:24.684
9	4.642	1:34.144	9	5.594	1:25.482	9	5.910	1:24.691	9	6.040	1:24.369	9	7.283	1:24.499
32	5.628	1:35.130	32	7.000	1:25.902	32	7.893	1:25.268	32	8.843	1:25.189	32	10.192	1:24.605
12	5.951	1:35.453	12	7.722	1:26.301	12	8.665	1:25.318	12	9.531	1:25.105	12	11.601	1:25.326
14	7.012	1:36.514	14	9.295	1:26.813	14	10.841	1:25.921	14	12.610	1:26.008	14	15.921	1:26.567
36	7.882	1:37.384	36	10.630	1:27.278	6	12.978	1:25.982	6	13.413	1:24.674	6	16.546	1:26.389
31	8.386	1:37.888	6	11.371	1:26.825	36	14.824	1:28.569	36	17.841	1:27.256	36	21.550	1:26.965
6	9.076	1:38.578	31	12.428	1:28.572	31	15.240	1:27.187	31	18.479	1:27.478	31	22.949	1:27.726
10	11.897	1:41.399	18	19.685	1:31.152	18	25.821	1:30.511	18	30.761	1:29.179	18	36.897	1:29.392
18	13.063	1:42.565	10	20.035	1:32.668	10	27.326	1:31.666	10	33.970	1:30.883	10	41.720	1:31.006
35	14.067	1:43.569	35	21.139	1:31.602	35	28.594	1:31.830	35	35.137	1:30.782	35	42.312	1:30.431
38	15.942	1:45.444	38	25.169	1:33.757	38	34.214	1:33.420	38	42.540	1:32.565	38	51.512	1:32.228

Red Flag at 16:44
Weather / Track Sunny / Dry

Oulton Park
Circuit Length = 2.2260 miles.
Start: 16:23

Clerk of Course:	Stewards:	Timekeeper:
------------------	-----------	-------------

ARP Formula 3 Championship

LAP CHART - RACE 6

(contd.)

Lap 6			Lap 7			Lap 8			Lap 9			Lap 10		
No	Behind	Laptime	No	Behind	Laptime	No	Behind	Laptime	No	Behind	Laptime	No	Behind	Laptime
4	2.497	1:24.235	4	3.047	1:23.948	11	5.108	1:25.065	11	5.565	1:23.862	38	1 LAP	1:33.112
11	3.606	1:23.319	11	3.565	1:23.357	7	6.337	1:25.903	7	6.190	1:23.258	7	5.891	1:23.642
7	4.134	1:23.345	7	3.956	1:23.220	9	10.772	1:25.202	9	12.547	1:25.180	11	6.154	1:24.530
9	7.958	1:24.242	9	9.092	1:24.532	32	15.266	1:24.584	32	15.986	1:24.125	9	13.585	1:24.979
32	12.689	1:26.064	32	14.204	1:24.913	12	16.141	1:24.946	12	17.051	1:24.315	12	17.284	1:24.174
12	12.973	1:24.939	12	14.717	1:25.142	6	19.701	1:23.926	6	19.799	1:23.503	32	17.957	1:25.912
6	19.218	1:26.239	6	19.297	1:23.477	14	24.749	1:26.030	14	27.848	1:26.504	6	19.365	1:23.507
14	19.567	1:27.213	14	22.241	1:26.072	36	33.373	1:27.692	36	36.525	1:26.557	14	29.859	1:25.952
36	25.576	1:27.593	36	29.203	1:27.025	31	34.599	1:28.103	31	38.209	1:27.015	36	39.025	1:26.441
31	26.447	1:27.065	31	30.018	1:26.969	18	51.870	1:27.787	18	55.256	1:26.791	31	41.261	1:26.993
18	42.416	1:29.086	18	47.605	1:28.587	10	1:03.692	1:30.903	10	1:10.705	1:30.418	18	58.523	1:27.208
10	49.178	1:31.025	10	56.311	1:30.531	35	1:05.087	1:30.886	35	1:11.491	1:29.809	10	1:16.884	1:30.120
35	50.271	1:31.526	35	57.723	1:30.850	38	1:14.517	1:30.700				35	1:17.495	1:29.945
38	58.912	1:30.967	38	1:07.339	1:31.825									

Red Flag at 16:44
Weather / Track Sunny / Dry

Oulton Park
Circuit Length = 2.2260 miles.
Start: 16:23

Clerk of Course:	Stewards:	Timekeeper:
------------------	-----------	-------------

ARP Formula 3 Championship

LAP CHART - RACE 6

(contd.)

Lap 11			Lap 12			Lap 13			Lap 14			Lap 15		
No	Behind	Laptime	No	Behind	Laptime	No	Behind	Laptime	No	Behind	Laptime	No	Behind	Laptime
7	6.046	1:24.087	7	5.829	1:23.373	7	6.671	1:25.578						
11	7.120	1:24.898	11	6.951	1:23.421	35	1 LAP	1:32.608						
38	1 LAP	1:34.521	9	15.543	1:24.953	10	1 LAP	1:33.338						
9	14.180	1:24.527	12	18.776	1:24.789	11	7.507	1:25.292						
12	17.577	1:24.225	38	1 LAP	1:35.119	9	16.086	1:25.279						
32	18.496	1:24.471	14	36.402	1:27.465	12	19.352	1:25.312						
6	19.042	1:23.609	36	45.436	1:27.624	6	1 LAP	2:50.353P						
14	32.527	1:26.600	31	47.495	1:27.396	38	1 LAP	1:33.404						
36	41.402	1:26.309	18	1:07.038	1:28.319	14	37.805	1:26.139						
31	43.689	1:26.360				36	47.431	1:26.731						
18	1:02.309	1:27.718				31	49.237	1:26.478						
10	1:22.494	1:29.542				18	1:09.882	1:27.580						
35	1:23.124	1:29.561												

Red Flag at 16:44
Weather / Track Sunny / Dry

Oulton Park
 Circuit Length = 2.2260 miles.
 Start: 16:23

Clerk of Course:	Stewards:	Timekeeper:
------------------	-----------	-------------

Formula Jedi Championship

QUALIFYING - RACE 8

POS	NO	CL	NAME	NAT	ENTRY	TIME	LAPS	GAP	MPH
1	31	B	Frazer CORBYN		Formula Jedi Mk6	1:24.102	9		95.28
2	35	B	Luke KIDSLEY		Formula Jedi Mk4-6	1:25.377	9	1.275	93.86
3	24	B	David ROPER		Formula Jedi Mk6	1:25.970	6	1.868	93.21
4	39	B	Alistair GOSS		Formula Jedi Mk6	1:26.180	9	2.078	92.98
5	33	B	Louis HAMILTON-SMITH		Formula Jedi	1:27.490	8	3.388	91.59
6	42	B	David HODGSON		Formula Jedi Mk6	1:28.290	8	4.188	90.76
7	25	B	Paul BUTCHER		Formula Jedi Mk6	1:30.738	8	6.636	88.31
8	22	B	Stuart ABBOTT		Formula Jedi Mk4	1:31.172	10	7.070	87.89
9	21	B	Jonathan CROUCHER		Formula Jedi Mk4	1:31.973	9	7.871	87.13
10	9	A	Adam WELLER		Formula Jedi Mk6	1:33.399	8	9.297	85.80
11	19	A	Scott TEMPLE		Formula Jedi	1:33.560	9	9.458	85.65
12	16	A	Tim CAMERON		Formula Jedi Mk4	1:34.531	10	10.429	84.77
13	4	A	Jodie HEMMING		Formula Jedi Mk4	1:34.665	9	10.563	84.65
14	2	A	Miles HULFORD		Formula Jedi	1:35.691	9	11.589	83.74
15	14	A	David CAMERON		Formula Jedi Mk4	1:36.219	8	12.117	83.28
16	40	B	Paul SANDERS		Formula Jedi Mk4	1:36.514	9	12.412	83.03
17	29	B	James SOTHCOTT		Formula Jedi Mk4	1:37.441	4	13.339	82.24
18	18	A	Katharine IMPEY		Formula Jedi	1:38.194	5	14.092	81.61
19	15	A	Daniel COOK		Formula Jedi	1:38.681	6	14.579	81.20
20	12	A	Chris ROBBINSON		Formula Jedi Mk6	1:39.562	9	15.460	80.48
21	45	B	Graham DYSON		Formula Jedi	1:41.960	8	17.858	78.59
22	30	B	Graham READ		Formula Jedi Mk4	1:43.001	6	18.899	77.80
23	8	A	Dax WARD		Formula Jedi Mk4	1:45.460	7	21.358	75.98
24	11	A	Len TURNER		Formula Jedi Mk6	1:47.100	8	22.998	74.82
25	41	B	Geoffrey COWELL		Formula Jedi Mk6	1:48.764	8	24.662	73.67

Weather / Track Sunny / Dry

These results are provisional until the conclusion of any judicial and technical matters.

Oulton Park

Circuit Length = 2.2260 miles.

Start: 10:51 End: 11:06

Clerk of Course:	Stewards:	Timekeeper:
------------------	-----------	-------------

Formula Jedi Championship LAP ANALYSIS RACE 8

2	Miles HULFORD	Formula Jedi
1 - 6:02.125	6 - 1:42.097	
2 - 1:45.492	7 - 1:35.691	
3 - 1:42.021	8 - 1:38.121	
4 - 1:38.418	9 - 1:42.234	
5 - 1:36.934		
4	Jodie HEMMING	Formula Jedi Mk4
1 - 5:02.297	6 - 1:45.980P	
2 - 1:37.133	7 - 2:13.728	
3 - 1:35.938	8 - 1:34.665	
4 - 1:36.837	9 - 1:43.623	
5 - 1:35.426		
8	Dax WARD	Formula Jedi Mk4
1 - 5:41.916	6 - 1:45.460	
2 - 1:54.777	7 - 1:45.938	
3 - 1:51.211		
4 - 1:53.552P		
5 - 2:52.963		
9	Adam WELLER	Formula Jedi Mk6
1 - 6:15.243	6 - 1:40.620	
2 - 1:36.566	7 - 1:33.786	
3 - 1:36.616	8 - 1:58.202	
4 - 1:37.331		
5 - 1:33.399		
11	Len TURNER	Formula Jedi Mk6
1 - 5:27.503	6 - 1:47.100	
2 - 2:10.906	7 - 1:48.660	
3 - 1:57.260	8 - 2:01.603	
4 - 1:55.127		
5 - 1:51.327		
12	Chris ROBBINSON	Formula Jedi Mk6
1 - 5:32.647	6 - 1:40.075	
2 - 2:02.291	7 - 1:42.164	
3 - 1:52.388	8 - 1:39.562	
4 - 1:49.301	9 - 1:45.536	
5 - 1:46.137		

Weather / Track Sunny / Dry

These results are provisional until the conclusion of any judicial and technical matters.

Oulton Park
Circuit Length = 2.2260 miles.
Start: 10:51 End: 11:06

Clerk of Course:	Stewards:	Timekeeper:
------------------	-----------	-------------

Formula Jedi Championship

LAP ANALYSIS RACE 8

(contd.)

14	David CAMERON	Formula Jedi Mk4
1 -	4:58.445	6 - 1:40.554
2 -	1:36.219	7 - 1:40.457
3 -	1:40.670	8 - 1:50.504P
4 -	1:50.886P	
5 -	2:23.809	
15	Daniel COOK	Formula Jedi
1 -	5:40.755	6 - 1:40.695
2 -	1:45.734	
3 -	1:42.421	
4 -	1:38.681	
5 -	1:40.561	
16	Tim CAMERON	Formula Jedi Mk4
1 -	5:01.123	6 - 1:40.072
2 -	1:38.951	7 - 1:35.777
3 -	1:37.463	8 - 1:34.636
4 -	1:41.513	9 - 1:34.531
5 -	1:36.453	10 - 1:39.043
18	Katharine IMPEY	Formula Jedi
1 -		
2 -	X:00.000	
3 -	1:38.194	
4 -	1:38.242	
5 -	1:38.989	
19	Scott TEMPLE	Formula Jedi
1 -	6:08.248	6 - 1:38.546
2 -	1:40.874	7 - 1:33.698
3 -	1:38.719	8 - 1:33.846
4 -	1:37.364	9 - 1:37.985
5 -	1:33.560	
21	Jonathan CROUCHER	Formula Jedi Mk4
1 -	5:05.425	6 - 1:34.633
2 -	1:34.929	7 - 1:32.014
3 -	1:35.564	8 - 1:31.973
4 -	1:38.413	9 - 1:34.409
5 -	1:33.533	

Weather / Track Sunny / Dry

These results are provisional until the conclusion of any judicial and technical matters.

Oulton Park

Circuit Length = 2.2260 miles.

Start: 10:51 End: 11:06

Clerk of Course:	Stewards:	Timekeeper:
------------------	-----------	-------------

Formula Jedi Championship

LAP ANALYSIS RACE 8

(contd.)

22	Stuart ABBOTT	Formula Jedi Mk4
1 - 5:33.602	6 - 1:32.151	
2 - 1:38.135	7 - 1:33.590	
3 - 1:34.394	8 - 1:33.192	
4 - 1:32.834	9 - 1:31.172	
5 - 1:34.373	10 - 1:35.487	
24	David ROPER	Formula Jedi Mk6
1 - 6:24.256	6 - 1:30.206P	
2 - 1:30.021		
3 - 1:28.614		
4 - 1:27.747		
5 - 1:25.970		
25	Paul BUTCHER	Formula Jedi Mk6
1 - 6:12.718	6 - 1:30.982	
2 - 1:36.513	7 - 1:32.966	
3 - 1:34.878	8 - 1:30.738	
4 - 1:32.774		
5 - 1:32.726		
29	James SOTHCOTT	Formula Jedi Mk4
1 - 5:21.159		
2 - 1:39.681		
3 - 1:37.441		
4 - 1:39.665		
30	Graham READ	Formula Jedi Mk4
1 - X:00.000	6 - 1:54.590	
2 - 1:55.797		
3 - 1:49.491		
4 - 1:43.524		
5 - 1:43.001		
31	Frazer CORBYN	Formula Jedi Mk6
1 - 6:08.351	6 - 1:28.288	
2 - 1:35.359	7 - 1:26.810	
3 - 1:32.117	8 - 1:25.169	
4 - 1:28.360	9 - 1:24.102	
5 - 1:26.973		

Weather / Track Sunny / Dry

These results are provisional until the conclusion of any judicial and technical matters.

Oulton Park

Circuit Length = 2.2260 miles.

Start: 10:51 End: 11:06

Clerk of Course:

Stewards:

Timekeeper:

Formula Jedi Championship

LAP ANALYSIS RACE 8

(contd.)

33	Louis HAMILTON-SMITH	Formula Jedi
1 - 4:52.498	6 - 1:28.301	
2 - 1:37.166	7 - 1:27.490	
3 - 1:30.792	8 - 1:33.194P	
4 - 1:29.603		
5 - 1:30.527		
35	Luke KIDSLEY	Formula Jedi Mk4-6
1 - 6:23.253	6 - 1:25.700	
2 - 1:32.006	7 - 1:25.437	
3 - 1:29.502	8 - 1:28.071	
4 - 1:29.180	9 - 1:25.377	
5 - 1:26.401		
39	Alistair GOSS	Formula Jedi Mk6
1 - 4:54.982	6 - 1:27.170	
2 - 1:33.913	7 - 1:26.180	
3 - 1:31.239	8 - 1:31.580	
4 - 1:41.642P	9 - 1:32.211	
5 - 3:28.587		
40	Paul SANDERS	Formula Jedi Mk4
1 - 5:42.725	6 - 1:42.100	
2 - 1:50.254	7 - 1:36.514	
3 - 1:41.882	8 - 1:37.259	
4 - 1:41.742	9 - 1:44.880	
5 - 1:41.727		
41	Geoffrey COWELL	Formula Jedi Mk6
1 - 6:18.559	6 - 1:50.465	
2 - 1:51.797	7 - 1:48.764	
3 - 1:54.909	8 - 1:53.552	
4 - 1:51.197		
5 - 1:49.348		
42	David HODGSON	Formula Jedi Mk6
1 - 6:21.230	6 - 1:57.211P	
2 - 1:34.776	7 - 3:11.822	
3 - 1:32.198	8 - 1:31.618	
4 - 1:30.827		
5 - 1:28.290		

Weather / Track Sunny / Dry

These results are provisional until the conclusion of any judicial and technical matters.

Oulton Park

Circuit Length = 2.2260 miles.

Start: 10:51 End: 11:06

Clerk of Course:

Stewards:

Timekeeper:

Formula Jedi Championship

LAP ANALYSIS RACE 8

(contd.)

45	Graham DYSON	Formula Jedi
1 - 6:05.109	6 - 1:45.414	
2 - 1:47.739	7 - 1:41.960	
3 - 1:44.846	8 - 1:43.285	
4 - 1:53.629		
5 - 1:51.204		

Weather / Track Sunny / Dry

These results are provisional until the conclusion of any judicial and technical matters.


Oulton Park
Circuit Length = 2.2260 miles.
Start: 10:51 End: 11:06

Clerk of Course:	Stewards:	Timekeeper:
------------------	-----------	-------------

Formula Jedi Championship

GRID - RACE 8

ROW 13	41	COWELL	
ROW 12		8	WARD
ROW 11	45	DYSON	30
ROW 10		15	COOK
ROW 9	29	SOTHCOTT	18
ROW 8		14	CAMERON
ROW 7	4	HEMMING	2
ROW 6		19	TEMPLE
ROW 5	21	CROUCHER	9
ROW 4		25	BUTCHER
ROW 3	33	HAMILTON-SMITH	42
ROW 2		24	ROPER
ROW 1	31	CORBYN	35
		POLE	



Weather / Track Sunny / Dry
These results are provisional until the conclusion of any judicial and technical matters.

Oulton Park
 Circuit Length = 2.2260 miles.
 Start: 10:51 End: 11:06

Clerk of Course:	Stewards:	Timekeeper:
------------------	-----------	-------------

Formula Jedi Championship

RACE CLASSIFICATION - RACE 8

POS	NO	CL	NAME	NAT	ENTRY	TIME	LAPS	GAP	MPH	BEST
1	39	B	Alistair GOSS		Formula Jedi Mk6	12:38.110	9		95.13	1:22.317
2	31	B	Frazer CORBYN		Formula Jedi Mk6	12:38.516	9	0.406	95.08	1:22.092
3	35	B	Luke KIDSLEY		Formula Jedi Mk4-6	12:41.234	9	3.124	94.74	1:22.267
4	24	B	David ROPER		Formula Jedi Mk6	12:48.905	9	10.795	93.79	1:22.204
5	21	B	Jonathan CROUCHER		Formula Jedi Mk4	13:37.302	9	59.192	88.24	1:27.382
6	25	B	Paul BUTCHER		Formula Jedi Mk6	13:42.336	9	1:04.226	87.70	1:28.118
7	4	A	Jodie HEMMING		Formula Jedi Mk4	13:45.831	9	1:07.721	87.33	1:30.117
8	19	A	Scott TEMPLE		Formula Jedi	13:54.918	9	1:16.808	86.38	1:30.694
9	16	A	Tim CAMERON		Formula Jedi Mk4	13:56.445	9	1:18.335	86.22	1:31.300
10	40	B	Paul SANDERS		Formula Jedi Mk4	12:54.129	8	1 LAP	82.81	1:33.758
11	30	B	Graham READ		Formula Jedi Mk4	12:55.450	8	1 LAP	82.67	1:33.825
12	18	A	Katharine IMPEY		Formula Jedi	12:56.586	8	1 LAP	82.55	1:33.948
13	14	A	David CAMERON		Formula Jedi Mk4	13:22.887	8	1 LAP	79.84	1:38.134
14	12	A	Chris ROBINSON		Formula Jedi Mk6	13:26.091	8	1 LAP	79.53	1:35.955
15	45	B	Graham DYSON		Formula Jedi	13:52.801	8	1 LAP	76.98	1:39.037
16	23	B	David ABBOTT		Formula Jedi Mk6	13:54.505	8	1 LAP	76.82	1:41.215
17	41	B	Geoffrey COWELL		Formula Jedi Mk6	12:39.171	7	2 LAPS	73.89	1:43.614

NOT CLASSIFIED

11	A	Len TURNER		Formula Jedi Mk6	12:26.511	7	D.N.F.	75.14	1:42.625
9	A	Adam WELLER		Formula Jedi Mk6	4:45.071	3	D.N.F.	84.33	1:31.881
42	B	David HODGSON		Formula Jedi Mk6	2:58.055	2	D.N.F.	90.01	1:25.898
8	A	Dax WARD		Formula Jedi Mk4	3:30.236	2	D.N.F.	76.23	1:40.549
2	A	Miles HULFORD		Formula Jedi	1:42.462	1	D.N.F.	78.21	1:42.462

FASTEST LAP

31	B	Frazer CORBYN		Formula Jedi Mk6	1:22.092	9	97.61mph	157.09kph
4	A	Jodie HEMMING		Formula Jedi Mk4	1:30.117	7	88.92mph	143.11kph

Red Flag at 17:41 Car 11 Excluded from result.
Weather / Track Sunny / Dry

Oulton Park
Circuit Length = 2.2260 miles.
Start: 17:26

Clerk of Course:	Stewards:	Timekeeper:
------------------	-----------	-------------

Formula Jedi Championship

LAP CHART - RACE 8

Lap 1			Lap 2			Lap 3			Lap 4			Lap 5		
No	Behind	Laptime	No	Behind	Laptime	No	Behind	Laptime	No	Behind	Laptime	No	Behind	Laptime
24	0.251	1:28.449	24	0.381	1:23.602	24	0.318	1:22.204	24	0.283	1:22.895	31	0.709	1:25.359
31	1.680	1:29.878	31	2.249	1:24.041	39	2.709	1:22.317	39	2.379	1:22.600	39	0.945	1:26.782
39	2.286	1:30.484	39	2.659	1:23.845	31	3.706	1:23.724	31	3.566	1:22.790	35	1.227	1:29.443
42	3.959	1:32.157	42	6.385	1:25.898	21	24.373	1:30.044	21	32.099	1:30.656	23	1 LAP	1:47.264
16	10.453	1:38.651	21	16.596	1:29.423	4	28.551	1:30.635	4	36.087	1:30.466	45	1 LAP	1:47.911
21	10.645	1:38.843	16	19.646	1:32.665	25	29.101	1:30.948	25	36.253	1:30.082	11	1 LAP	1:48.918
9	12.313	1:40.511	4	20.183	1:31.084	16	30.618	1:33.239	16	39.622	1:31.934	41	1 LAP	1:48.879
4	12.571	1:40.769	25	20.420	1:29.591	9	31.134	1:31.881	19	40.497	1:31.827	21	34.236	1:30.353
19	14.122	1:42.320	9	21.520	1:32.679	19	31.600	1:31.239	40	59.316	1:37.189	25	36.155	1:28.118
2	14.264	1:42.462	19	22.628	1:31.978	40	45.057	1:35.548	30	59.693	1:37.162	4	38.599	1:30.728
25	14.301	1:42.499	40	31.776	1:37.530	30	45.461	1:35.262	18	1:00.758	1:37.161	16	43.669	1:32.263
18	17.061	1:45.259	30	32.466	1:36.836	18	46.527	1:35.822	14	1:06.939	1:39.932	19	44.146	1:31.865
14	17.671	1:45.869	18	32.972	1:39.383	14	49.937	1:38.134	12	1:17.091	1:43.546	40	1:06.202	1:35.102
40	17.718	1:45.916	14	34.070	1:39.871	12	56.475	1:41.046				30	1:06.750	1:35.273
30	19.102	1:47.300	12	37.696	1:40.186	23	1:06.198	1:44.123				18	1:08.153	1:35.611
12	20.982	1:49.180	8	38.566	1:40.549	45	1:06.632	1:43.037				14	1:17.587	1:38.864
8	21.489	1:49.687	23	44.342	1:42.116	11	1:11.614	1:45.663						
23	25.698	1:53.896	45	45.862	1:42.499	41	1:12.990	1:46.317						
11	26.265	1:54.463	11	48.218	1:45.425									
45	26.835	1:55.033	41	48.940	1:44.859									
41	27.553	1:55.751												

Red Flag at 17:41 Car 11 Excluded from result.
Weather / Track Sunny / Dry

Oulton Park
Circuit Length = 2.2260 miles.
Start: 17:26

Clerk of Course:	Stewards:	Timekeeper:
------------------	-----------	-------------

Formula Jedi Championship

LAP CHART - RACE 8

(contd.)

Lap 6			Lap 7			Lap 8			Lap 9			Lap 10		
No	Behind	Laptime	No	Behind	Laptime	No	Behind	Laptime	No	Behind	Laptime	No	Behind	Laptime
24	0.179	1:24.557	31	0.712	1:23.275	31	0.832	1:23.252	31	0.406	1:22.092	31	0.639	1:23.202
31	0.436	1:24.105	35	2.194	1:24.622	35	2.750	1:23.688	35	3.124	1:22.892	35	3.950	1:23.795
35	0.571	1:23.722	24	2.195	1:25.015	40	1 LAP	1:34.696	24	10.795	1:27.673	41	2 LAPS	1:43.451
12	1 LAP	1:40.228	14	1 LAP	1:40.036	24	5.640	1:26.577	40	1 LAP	1:34.390	24	19.926	1:32.100
23	1 LAP	1:42.916	12	1 LAP	1:38.212	30	1 LAP	1:35.525	30	1 LAP	1:33.825	40	1 LAP	1:34.281
45	1 LAP	1:42.407	23	1 LAP	1:41.215	18	1 LAP	1:35.371	18	1 LAP	1:34.031	30	1 LAP	1:34.099
11	1 LAP	1:43.536	45	1 LAP	1:41.053	14	1 LAP	1:41.160	14	1 LAP	1:39.021	18	1 LAP	1:33.927
41	1 LAP	1:43.614	21	42.298	1:28.057	12	1 LAP	1:37.738	12	1 LAP	1:35.955			
21	37.240	1:27.382	11	1 LAP	1:42.625	21	48.511	1:29.345	21	59.192	1:33.199			
25	41.206	1:29.429	25	48.311	1:30.104	25	56.089	1:30.910	25	1:04.226	1:30.655			
4	44.472	1:30.251	4	51.590	1:30.117	23	1 LAP	1:41.563	4	1:07.721	1:31.012			
19	51.297	1:31.529	41	1 LAP	1:45.111	45	1 LAP	1:41.824	45	1 LAP	1:39.037			
16	51.651	1:32.360	19	58.993	1:30.695	4	59.227	1:30.769	23	1 LAP	1:41.412			
40	1:15.582	1:33.758	16	59.952	1:31.300	19	1:08.632	1:32.771	19	1:16.808	1:30.694			
30	1:16.639	1:34.267				16	1:09.091	1:32.271	16	1:18.335	1:31.762			
18	1:17.723	1:33.948				11	1 LAP	1:45.881						
						41	1 LAP	1:42.640						

Red Flag at 17:41 Car 11 Excluded from result.
Weather / Track Sunny / Dry

Oulton Park
Circuit Length = 2.2260 miles.
Start: 17:26

Clerk of Course:	Stewards:	Timekeeper:
------------------	-----------	-------------

Mini Se7en Championship

QUALIFYING - RACE 9

POS	NO	CL	NAME	NAT	ENTRY	TIME	LAPS	GAP	MPH
1	6		Dave BANWELL		Mini Se7en	1:49.473	7		73.20
2	21		James HALL		Mini Se7en	1:49.867	8	0.394	72.93
3	20		Joe TANDY		Mini Se7en	1:49.893	7	0.420	72.92
4	51		Nick TANDY		Mini Se7en	1:49.929	8	0.456	72.89
5	48		Lewis SELBY		Mini Se7en	1:49.951	7	0.478	72.88
6	8		Kane ASTIN		Mini Se7en	1:50.290	5	0.817	72.65
7	5		Paul THOMPSON		Mini Se7en	1:50.411	7	0.938	72.58
8	78		Paul MCGARRY		Mini Se7en	1:50.608	8	1.135	72.45
9	18		Paul CLARK		Mini Se7en	1:50.933	8	1.460	72.23
10	25		Dick HUNTER		Mini Se7en	1:51.138	8	1.665	72.10
11	4		Max HUNTER		Mini Se7en	1:51.220	8	1.747	72.05
12	35		Paul SPARK		Mini Se7en	1:51.405	8	1.932	71.93
13	3		Geoff LETTS		Mini Se7en	1:51.448	8	1.975	71.90
14	36		Damon ASTIN		Mini Se7en	1:52.318	7	2.845	71.34
15	19		Graeme DAVIS		Mini Se7en	1:52.478	8	3.005	71.24
16	95		Alan LETTS		Mini Se7en	1:52.831	4	3.358	71.02
17	46		James HAYMAN		Mini Se7en	1:52.881	7	3.408	70.99
18	82		Andrew RUTHVEN		Mini Se7en	1:53.811	5	4.338	70.41
19	37		Gareth HUNT		Mini Se7en	1:54.414	7	4.941	70.04
20	68		Clive TONGE		Mini Se7en	1:55.266	8	5.793	69.52
21	84		Ian DEVINY		Mini Se7en	1:56.291	3	6.818	68.91
22	60		Malcolm James KEAT		Mini Se7en	1:57.024	8	7.551	68.47
23	43		Dave EDGECOMBE		Mini Se7en	1:57.726	3	8.253	68.07
24	39		Andy MILLER		Mini Se7en	1:59.679	8	10.206	66.95
25	33		Geoff TAYLOR		Mini Se7en	2:06.037	7	16.564	63.58

Weather /Track Sunny / Dry

These results are provisional until the conclusion of any judicial and technical matters.

Oulton Park
Circuit Length = 2.2260 miles.
Start: 11:16 End: 11:31

Clerk of Course:	Stewards:	Timekeeper:
------------------	-----------	-------------

Mini Se7en Championship

LAP ANALYSIS - RACE 9

3	Geoff LETTS	Mini Se7en
1 -	X:00.000	6 - 1:51.448
2 -	1:59.323	7 - 1:53.538
3 -	1:53.296	8 - 1:51.541
4 -	1:53.122	
5 -	1:51.718	
4	Max HUNTER	Mini Se7en
1 -	X:00.000	6 - 1:51.220
2 -	1:53.057	7 - 1:54.989
3 -	1:52.191	8 - 1:53.904
4 -	1:51.508	
5 -	1:54.026	
5	Paul THOMPSON	Mini Se7en
1 -	X:00.000	6 - 1:50.632
2 -	1:51.658	7 - 2:02.662
3 -	1:50.784	
4 -	1:50.411	
5 -	1:55.204	
6	Dave BANWELL	Mini Se7en
1 -	X:00.000	6 - 1:49.473
2 -	1:52.003	7 - 2:00.836
3 -	1:51.179	
4 -	1:50.428	
5 -	1:50.419	
8	Kane ASTIN	Mini Se7en
1 -	X:00.000	
2 -	1:57.482	
3 -	1:58.819	
4 -	1:50.290	
5 -	1:51.701	
18	Paul CLARK	Mini Se7en
1 -	X:00.000	6 - 2:00.924
2 -	2:01.829	7 - 1:51.442
3 -	2:07.089	8 - 1:52.852
4 -	1:51.671	
5 -	1:50.933	
19	Graeme DAVIS	Mini Se7en
1 -	X:00.000	6 - 1:52.478
2 -	1:59.149	7 - 2:21.326
3 -	1:53.916	8 - 1:53.980
4 -	1:55.322	
5 -	1:53.778	

Weather /Track Sunny / Dry

These results are provisional until the conclusion of any judicial and technical matters.

Oulton Park
Circuit Length = 2.2260 miles.
Start: 11:16 End: 11:31

Clerk of Course:	Stewards:	Timekeeper:
------------------	-----------	-------------

Mini Se7en Championship

LAP ANALYSIS - RACE 9

(contd.)

20	Joe TANDY	Mini Se7en
1 - X:00.000	6 - 1:49.893	
2 - 1:53.757	7 - 3:35.289P	
3 - 1:51.877		
4 - 1:49.919		
5 - 1:53.731		
21	James HALL	Mini Se7en
1 - X:00.000	6 - 2:59.276	
2 - 1:56.085	7 - 1:52.385	
3 - 1:50.767	8 - 1:51.153	
4 - 1:49.867		
5 - 2:06.034P		
25	Dick HUNTER	Mini Se7en
1 - X:00.000	6 - 1:52.450	
2 - 1:55.323	7 - 1:53.546	
3 - 1:53.527	8 - 1:51.138	
4 - 1:52.200		
5 - 1:54.046		
33	Geoff TAYLOR	Mini Se7en
1 - X:00.000	6 - 2:07.741	
2 - 2:09.570	7 - 2:06.037	
3 - 2:07.025		
4 - 2:06.940		
5 - 2:08.562		
35	Paul SPARK	Mini Se7en
1 - X:00.000	6 - 1:51.405	
2 - 1:53.316	7 - 1:53.010	
3 - 1:52.343	8 - 1:52.165	
4 - 1:51.813		
5 - 1:52.439		
36	Damon ASTIN	Mini Se7en
1 - X:00.000	6 - 2:30.908P	
2 - 2:00.090	7 - 2:46.480	
3 - 2:04.403		
4 - 1:52.318		
5 - 1:57.189		
37	Gareth HUNT	Mini Se7en
1 - X:00.000	6 - 1:55.665	
2 - 1:58.171	7 - 2:09.773P	
3 - 1:55.588		
4 - 1:54.414		
5 - 1:54.521		

Weather /Track Sunny / Dry

These results are provisional until the conclusion of any judicial and technical matters.

Oulton Park
Circuit Length = 2.2260 miles.
Start: 11:16 End: 11:31

Clerk of Course:	Stewards:	Timekeeper:
------------------	-----------	-------------

Mini Se7en Championship

LAP ANALYSIS - RACE 9

(contd.)

39	Andy MILLER	Mini Se7en
1 -	X:00.000	6 - 2:02.683
2 -	2:09.063	7 - 2:01.907
3 -	2:02.432	8 - 1:59.679
4 -	2:03.212	
5 -	2:00.682	
43	Dave EDGECOMBE	Mini Se7en
1 -	X:00.000	
2 -	1:59.693	
3 -	1:57.726	
46	James HAYMAN	Mini Se7en
1 -	X:00.000	6 - 1:55.308
2 -	1:55.286	7 - 2:02.730P
3 -	1:55.406	
4 -	1:52.881	
5 -	1:57.324	
48	Lewis SELBY	Mini Se7en
1 -	X:00.000	6 - 1:49.951
2 -	1:51.872	7 - 2:05.710P
3 -	1:50.490	
4 -	1:50.289	
5 -	1:59.002	
51	Nick TANDY	Mini Se7en
1 -	X:00.000	6 - 1:50.629
2 -	1:54.636	7 - 1:53.881
3 -	1:58.512	8 - 1:49.929
4 -	1:51.542	
5 -	1:52.767	
60	Malcolm James KEAT	Mini Se7en
1 -	X:00.000	6 - 1:58.279
2 -	1:57.757	7 - 2:00.080
3 -	1:59.771	8 - 2:11.070
4 -	1:57.024	
5 -	2:01.521	
68	Clive TONGE	Mini Se7en
1 -	X:00.000	6 - 1:55.266
2 -	2:05.213	7 - 2:15.588
3 -	1:56.639	8 - 1:56.403
4 -	2:01.754	
5 -	1:56.664	

Weather /Track Sunny / Dry

These results are provisional until the conclusion of any judicial and technical matters.

Oulton Park
Circuit Length = 2.2260 miles.
Start: 11:16 End: 11:31

Clerk of Course:	Stewards:	Timekeeper:
------------------	-----------	-------------

Mini Se7en Championship

LAP ANALYSIS - RACE 9

(contd.)

78	Paul MCGARRY	Mini Se7en
1 - X:00.000 6 - 1:53.915 2 - 1:52.203 7 - 1:54.308 3 - 1:51.108 8 - 1:51.566 4 - 1:50.608 5 - 1:52.312		
82	Andrew RUTHVEN	Mini Se7en
1 - X:00.000 2 - 1:57.115 3 - 1:54.755 4 - 1:53.811 5 - 1:54.400		
84	Ian DEVINY	Mini Se7en
1 - X:00.000 2 - 1:56.291 3 - 2:09.307P		
95	Alan LETTS	Mini Se7en
1 - X:00.000 2 - 2:05.351 3 - 1:54.150 4 - 1:52.831		

Weather /Track Sunny / Dry

These results are provisional until the conclusion of any judicial and technical matters.


Oulton Park
 Circuit Length = 2.2260 miles.
 Start: 11:16 End: 11:31

Clerk of Course:	Stewards:	Timekeeper:
------------------	-----------	-------------

Mini Se7en Championship

GRID - RACE 9

ROW 13	2:06.037	33	TAYLOR	
ROW 12	1:57.726	43	EDGECOMBE	1:59.679 39 MILLER
ROW 11	1:56.291	84	DEVINY	1:57.024 60 KEAT
ROW 10	1:54.414	37	HUNT	1:55.266 68 TONGE
ROW 9	1:52.881	46	HAYMAN	1:53.811 82 RUTHVEN
ROW 8	1:52.478	19	DAVIS	1:52.831 95 LETTS
ROW 7	1:51.448	3	LETTTS	1:52.318 36 ASTIN
ROW 6	1:51.220	4	HUNTER	1:51.405 35 SPARK
ROW 5	1:50.933	18	CLARK	1:51.138 25 HUNTER
ROW 4	1:50.411	5	THOMPSON	1:50.608 78 MCGARRY
ROW 3	1:49.951	48	SELBY	1:50.290 8 ASTIN
ROW 2	1:49.893	20	TANDY	1:49.929 51 TANDY
ROW 1	1:49.473	6	BANWELL	1:49.867 21 HALL
POLE				



Weather /Track Sunny / Dry
 These results are provisional until the conclusion of any judicial and technical matters.

Oulton Park
 Circuit Length = 2.2260 miles.
 Start: 11:16 End: 11:31

Clerk of Course:	Stewards:	Timekeeper:
------------------	-----------	-------------

Mini Se7en Championship

RACE CLASSIFICATION - RACE 9

POS	NO	CL	NAME	NAT	ENTRY	TIME	LAPS	GAP	MPH	BEST
1	48		Lewis SELBY		Mini Se7en	22:07.163	12		72.45	1:48.899
2	20		Joe TANDY		Mini Se7en	22:09.738	12	2.575	72.31	1:49.196
3	46		James HAYMAN		Mini Se7en	22:11.178	12	4.015	72.23	1:48.851
4	5		Paul THOMPSON		Mini Se7en	22:11.490	12	4.327	72.22	1:48.775
5	78		Paul MCGARRY		Mini Se7en	22:15.527	12	8.364	72.00	1:49.430
6	3		Geoff LETTS		Mini Se7en	22:15.815	12	8.652	71.98	1:49.222
7	21		James HALL		Mini Se7en	22:16.205	12	9.042	71.96	1:48.733
8	18		Paul CLARK		Mini Se7en	22:17.685	12	10.522	71.88	1:49.881
9	35		Paul SPARK		Mini Se7en	22:28.888	12	21.725	71.29	1:50.525
10	95		Alan LETTS		Mini Se7en	22:38.400	12	31.237	70.79	1:51.175
11	43		Dave EDGECOMBE		Mini Se7en	22:49.501	12	42.338	70.21	1:51.951
12	19		Graeme DAVIS		Mini Se7en	22:57.493	12	50.330	69.81	1:52.047
13	82		Andrew RUTHVEN		Mini Se7en	23:00.696	12	53.533	69.64	1:51.570
14	68		Clive TONGE		Mini Se7en	23:21.274	12	1:14.111	68.62	1:54.729
15	39		Andy MILLER		Mini Se7en	23:39.864	12	1:32.701	67.72	1:56.525
16	60		Malcolm James KEAT		Mini Se7en	23:40.179	12	1:33.016	67.71	1:54.585
17	33		Geoff TAYLOR		Mini Se7en	22:51.546	11	1 LAP	64.27	2:01.543
18	4		Max HUNTER		Mini Se7en	18:32.706	10	2 LAPS	72.01	1:49.429
19	6		Dave BANWELL		Mini Se7en	16:37.906	9	3 LAPS	72.27	1:49.589
NOT CLASSIFIED										
25			Dick HUNTER		Mini Se7en	7:52.141	4	D.N.F.	67.89	1:49.534
8			Kane ASTIN		Mini Se7en	2:22.775	1	D.N.F.	56.12	
51			Nick TANDY		Mini Se7en		0	D.N.F.	N/A	
FASTEST LAP										
21			James HALL		Mini Se7en	1:48.733	8	73.70mph		118.60kph

Weather /Track Sunny / Dry

These results are provisional until the conclusion of any judicial and technical matters.

Oulton Park
Circuit Length = 2.2260 miles.
Start: 17:52 End: 18:14

Clerk of Course:	Stewards:	Timekeeper:
------------------	-----------	-------------

Mini Se7en Championship

LAP CHART Race 9

Lap 1			Lap 2			Lap 3			Lap 4			Lap 5		
No	Behind	Laptime	No	Behind	Laptime	No	Behind	Laptime	No	Behind	Laptime	No	Behind	Laptime
21		1:56.506	48		1:48.930	48		1:49.718	48		1:50.335	48		1:49.566
48	1.214	1:57.720	21	0.156	1:50.300	21	0.352	1:49.914	21	0.507	1:50.490	21	0.237	1:49.296
20	1.533	1:58.039	20	1.874	1:50.485	6	1.767	1:49.603	20	1.356	1:49.732	20	0.986	1:49.196
6	2.437	1:58.943	6	1.882	1:49.589	20	1.959	1:49.803	6	2.004	1:50.572	5	2.481	1:49.556
5	4.190	2:00.696	5	3.514	1:49.468	5	2.571	1:48.775	5	2.491	1:50.255	6	2.593	1:50.155
4	5.782	2:02.288	4	5.381	1:49.743	4	5.499	1:49.836	4	4.742	1:49.578	4	4.605	1:49.429
46	6.109	2:02.615	46	5.805	1:49.840	46	6.491	1:50.404	46	7.160	1:51.004	18	7.805	1:49.887
25	6.261	2:02.767	18	6.165	1:49.881	18	6.871	1:50.424	18	7.484	1:50.948	46	7.998	1:50.404
18	6.428	2:02.934	25	7.196	1:51.079	25	7.012	1:49.534	78	8.106	1:50.437	78	8.801	1:50.261
78	7.297	2:03.803	78	7.765	1:50.612	78	8.004	1:49.957	35	9.527	1:50.525	3	11.093	1:50.301
82	7.889	2:04.395	35	8.483	1:50.649	35	9.337	1:50.572	3	10.358	1:50.508	35	11.475	1:51.514
35	7.978	2:04.484	3	10.088	1:51.215	3	10.185	1:49.815	95	14.309	1:51.509	95	16.166	1:51.423
3	9.017	2:05.523	82	10.771	1:53.026	82	12.623	1:51.570	82	14.736	1:52.448	82	17.460	1:52.290
95	10.349	2:06.855	95	11.678	1:51.473	95	13.135	1:51.175	43	19.067	1:52.803	43	22.608	1:53.107
43	10.570	2:07.076	43	13.117	1:52.691	43	16.599	1:53.200	25	25.438	2:08.761P	19	34.058	1:52.831
68	11.147	2:07.653	68	19.621	1:58.618	68	26.064	1:56.161	19	30.793	1:52.242	68	39.424	1:55.213
39	14.500	2:11.006	39	22.864	1:58.508	19	28.886	1:52.965	68	33.777	1:58.048	39	45.443	1:57.317
33	20.348	2:16.854	19	25.639	1:52.945	39	31.040	1:57.894	39	37.692	1:56.987	60	51.591	1:56.063
19	22.838	2:19.344	60	32.659	1:57.974	60	38.974	1:56.033	60	45.094	1:56.455	33	1:18.259	2:03.704
60	24.829	2:21.335	33	34.672	2:04.468	33	50.012	2:05.058	33	1:04.121	2:04.444			
8	26.269	2:22.775P												

Mini Se7en Championship

LAP CHART Race 9

(contd.)

Lap 6			Lap 7			Lap 8			Lap 9			Lap 10		
No	Behind	Laptime	No	Behind	Laptime	No	Behind	Laptime	No	Behind	Laptime	No	Behind	Laptime
48		1:50.866	48		1:49.088	48		1:48.899	48		1:51.409	48		1:50.010
21	0.367	1:50.996	21	0.422	1:49.143	21	0.256	1:48.733	21	0.063	1:51.216	21	0.042	1:49.989
20	0.553	1:50.433	20	0.872	1:49.407	20	2.338	1:50.365	20	1.311	1:50.382	20	1.941	1:50.640
5	1.256	1:49.641	5	1.556	1:49.388	6	2.912	1:49.798	6	1.375	1:49.872	5	4.928	1:49.788
6	1.413	1:49.686	6	2.013	1:49.688	4	6.376	1:50.203	4	4.615	1:49.648	46	5.484	1:49.430
4	4.429	1:50.690	4	5.072	1:49.731	5	7.453	1:54.796	5	5.150	1:49.106	4	6.165	1:51.560
46	6.978	1:49.846	46	7.767	1:49.877	46	8.622	1:49.754	46	6.064	1:48.851	78	8.674	1:49.430
18	7.323	1:50.384	18	8.265	1:50.030	18	9.447	1:50.081	78	9.254	1:50.573	18	9.872	1:50.494
78	8.133	1:50.198	78	8.901	1:49.856	78	10.090	1:50.088	18	9.388	1:51.350	3	10.192	1:50.291
3	9.449	1:49.222	3	9.893	1:49.532	3	10.738	1:49.744	33	1 LAP	2:04.603	35	17.893	1:51.618
35	11.364	1:50.755	35	13.605	1:51.329	35	15.913	1:51.207	3	9.911	1:50.582	33	1 LAP	2:01.825
95	17.999	1:52.699	95	20.710	1:51.799	95	24.229	1:52.418	35	16.285	1:51.781	95	27.488	1:52.438
82	19.555	1:52.961	82	23.596	1:53.129	82	30.243	1:55.546	95	25.060	1:52.240	43	35.550	1:51.951
43	24.881	1:53.139	43	29.591	1:53.798	43	32.876	1:52.184	43	33.609	1:52.142	82	38.607	1:54.972
19	35.688	1:52.496	19	39.143	1:52.543	19	43.048	1:52.804	82	33.645	1:54.811	19	46.078	1:52.402
68	43.572	1:55.014	68	49.213	1:54.729	68	55.475	1:55.161	19	43.686	1:52.047	68	1:04.175	1:55.165
39	51.102	1:56.525	39	58.612	1:56.598	39	1:06.703	1:56.990	68	59.020	1:54.954	39	1:19.427	1:57.347
60	57.337	1:56.612	60	1:05.003	1:56.754	60	1:11.564	1:55.460	39	1:12.090	1:56.796	60	1:20.051	1:55.321
33	1:30.991	2:03.598	33	1:45.092	2:03.189				60	1:14.740	1:54.585			

Mini Se7en Championship

LAP CHART Race 9

(contd.)

Lap 11			Lap 12			Lap 13			Lap 14			Lap 15		
No	Behind	Laptime	No	Behind	Laptime	No	Behind	Laptime	No	Behind	Laptime	No	Behind	Laptime
48		1:50.152	48		1:50.470									
20	2.556	1:50.767	20	2.575	1:50.489									
46	4.291	1:48.959	46	4.015	1:50.194									
5	4.305	1:49.529	5	4.327	1:50.492									
78	8.706	1:50.184	78	8.364	1:50.128									
3	9.628	1:49.588	3	8.652	1:49.494									
18	10.221	1:50.501	21	9.042	1:49.194									
21	10.318	2:00.428	18	10.522	1:50.771									
35	20.095	1:52.354	35	21.725	1:52.100									
95	30.031	1:52.695	95	31.237	1:51.676									
33	1 LAP	2:01.543	43	42.338	1:53.317									
43	39.491	1:54.093	33	1 LAP	2:02.260									
82	41.436	1:52.981	19	50.330	1:52.358									
19	48.442	1:52.516	82	53.533	2:02.567									
68	1:09.362	1:55.339	68	1:14.111	1:55.219									
39	1:26.391	1:57.116	39	1:32.701	1:56.780									
60	1:26.709	1:56.810	60	1:33.016	1:56.777									