



MINI FESTIVAL

Silverstone Circuit

7th/8th August 2004



Results Provided by MST Sports Timing Ltd
www.mstworld.com

Caterham Roadsport Challenge Class A QUALIFYING

POS	NO	CL	NAME	NAT	ENTRY	TIME	LAPS	GAP	MPH
1	66	01	James BROMLEY		Caterham	1:07.173	11		87.83
2	22	01	Chris NICOLAS		Caterham	1:07.207	13	0.034	87.79
3	8	01	Graham FENNYMORE		Caterham	1:07.492	17	0.319	87.42
4	27	01	Nick PAYNE		Caterham	1:07.915	17	0.742	86.87
5	14	01	Mike RICHARDS		Caterham	1:07.925	17	0.752	86.86
6	10	01	James GARDINER		Caterham	1:08.476	17	1.303	86.16
7	11	01	Nathan BELL		Caterham	1:08.615	18	1.442	85.99
8	76	01	David PETERS		Caterham	1:08.688	16	1.515	85.90
9	2	01	Paul GALAN-BAMFIELD		Caterham	1:09.550	16	2.377	84.83
10	13	01	Douglas CLARK		Caterham	1:10.090	12	2.917	84.18
11	17	01	Peter WINDSOR		Caterham	1:10.273	17	3.100	83.96
12	7	01	Ben SCAMMELL		Caterham	1:10.580	15	3.407	83.59
13	70	01	Jonathan HINDLE		Caterham	1:10.600	17	3.427	83.57
14	77	01	Ewan MCINTYRE		Caterham	1:10.646	17	3.473	83.52
15	44	01	Stephen ROWDEN		Caterham	1:10.900	13	3.727	83.22
16	3	01	Mark PRATT		Caterham	1:11.427	16	4.254	82.60

Weather / Track : Sunny / Dry

These results are provisional until the conclusion of any judicial and technical matters.

Silverstone

Circuit Length = 1.6390 miles.

Start: 09:00 End: 09:21

Clerk of Course:	Stewards:	Timekeeper:
------------------	-----------	-------------

Caterham Roadsport Challenge Class A QUALIFYING - LAP ANALYSIS

2	Paul GALAN-BAMFIELD	Caterham			
1 -	X:00.000	6 - 1:49.908	11 - 1:09.601	16 - 1:10.078	
2 -	1:22.296	7 - 1:09.885	12 - 1:09.817		
3 -	1:16.428	8 - 1:09.759	13 - 1:09.550		
4 -	1:14.594	9 - 1:09.885	14 - 1:10.099		
5 -	1:17.936P	10 - 1:10.151	15 - 1:09.727		
3	Mark PRATT	Caterham			
1 -	X:00.000	6 - 1:12.336	11 - 1:13.752	16 - 1:12.591	
2 -	1:14.781	7 - 1:13.362	12 - 1:13.036		
3 -	1:12.005	8 - 1:12.044	13 - 1:13.412		
4 -	1:11.819	9 - 1:11.761	14 - 1:12.729		
5 -	1:12.045	10 - 1:12.217	15 - 1:11.427		
7	Ben SCAMMELL	Caterham			
1 -	X:00.000	6 - 1:10.580	11 - 1:10.958		
2 -	1:13.481	7 - 1:12.069	12 - 1:11.312		
3 -	1:11.948	8 - 1:19.051P	13 - 1:11.944		
4 -	1:11.692	9 - 3:06.385	14 - 1:17.395		
5 -	1:11.493	10 - 1:11.893	15 - 1:11.456		
8	Graham FENNYMORE	Caterham			
1 -	X:00.000	6 - 2:16.747	11 - 1:09.873	16 - 1:11.294	
2 -	1:08.484	7 - 1:07.640	12 - 1:07.755	17 - 1:07.707	
3 -	1:08.830	8 - 1:07.658	13 - 1:10.182		
4 -	1:08.361	9 - 1:12.021	14 - 1:08.072		
5 -	1:19.279P	10 - 1:07.492	15 - 1:09.344		
10	James GARDINER	Caterham			
1 -	X:00.000	6 - 1:08.675	11 - 1:09.493	16 - 1:14.441	
2 -	1:10.467	7 - 1:08.588	12 - 1:08.710	17 - 1:08.476	
3 -	1:09.474	8 - 1:09.147	13 - 1:14.571		
4 -	1:09.518	9 - 1:11.454	14 - 1:10.661		
5 -	1:08.699	10 - 1:09.392	15 - 1:18.267		
11	Nathan BELL	Caterham			
1 -	X:00.000	6 - 1:09.650	11 - 1:08.615	16 - 1:09.800	
2 -	1:09.295	7 - 1:10.515	12 - 1:08.735	17 - 1:09.751	
3 -	1:09.332	8 - 1:08.919	13 - 1:08.881	18 - 1:09.402	
4 -	1:08.904	9 - 1:09.207	14 - 1:08.960		
5 -	1:09.118	10 - 1:09.345	15 - 1:09.071		
13	Douglas CLARK	Caterham			
1 -	X:00.000	6 - 1:10.090	11 - 1:14.007		
2 -	1:13.140	7 - 1:10.657	12 - 1:26.784P		
3 -	1:11.178	8 - 1:10.219			
4 -	1:11.382	9 - 1:11.070			
5 -	1:10.204	10 - 1:17.475			

Caterham Roadsport Challenge Class A QUALIFYING - LAP ANALYSIS

(contd.)

14	Mike RICHARDS	Caterham					
1 -	X:00.000	6 -	1:09.739	11 -	1:08.632	16 -	1:08.872
2 -	1:11.047	7 -	1:10.744	12 -	1:09.564	17 -	1:10.615
3 -	1:10.009	8 -	1:10.465	13 -	1:08.483		
4 -	1:09.564	9 -	1:09.171	14 -	1:08.501		
5 -	1:10.050	10 -	1:07.925	15 -	1:09.074		
17	Peter WINDSOR	Caterham					
1 -	X:00.000	6 -	1:11.112	11 -	1:12.220	16 -	1:10.836
2 -	1:14.420	7 -	1:10.473	12 -	1:11.019	17 -	1:10.273
3 -	1:12.113	8 -	1:10.530	13 -	1:11.011		
4 -	1:11.312	9 -	1:14.795	14 -	1:11.580		
5 -	1:11.311	10 -	1:14.579	15 -	1:11.042		
22	Chris NICOLAS	Caterham					
1 -	X:00.000	6 -	1:07.680	11 -	1:08.026		
2 -	1:09.216	7 -	1:07.811	12 -	1:09.938		
3 -	1:08.047	8 -	1:08.577	13 -	1:27.006P		
4 -	1:08.351	9 -	1:10.239				
5 -	1:07.207	10 -	1:12.934				
27	Nick PAYNE	Caterham					
1 -	X:00.000	6 -	1:21.075P	11 -	1:09.680	16 -	1:08.313
2 -	1:09.806	7 -	1:51.105	12 -	1:08.086	17 -	1:10.043
3 -	1:07.915	8 -	1:08.417	13 -	1:08.701		
4 -	1:08.611	9 -	1:08.828	14 -	1:09.791		
5 -	1:08.562	10 -	1:08.148	15 -	1:09.233		
44	Stephen ROWDEN	Caterham					
1 -	X:00.000	6 -	1:11.722	11 -	1:11.259		
2 -	1:11.800	7 -	1:10.900	12 -	1:12.456		
3 -	1:12.189	8 -	1:11.912	13 -	1:12.164		
4 -	1:12.101	9 -	1:11.878				
5 -	1:11.425	10 -	1:11.848				
66	James BROMLEY	Caterham					
1 -	X:00.000	6 -	1:07.173	11 -	1:25.896P		
2 -	1:09.277	7 -	1:07.701				
3 -	1:07.677	8 -	1:08.699				
4 -	1:08.564	9 -	1:11.124				
5 -	1:07.945	10 -	1:11.143				
70	Jonathan HINDLE	Caterham					
1 -	X:00.000	6 -	1:12.038	11 -	1:13.289	16 -	1:12.188
2 -	1:15.537	7 -	1:11.399	12 -	1:11.733	17 -	1:11.770
3 -	1:13.184	8 -	1:11.506	13 -	1:10.612		
4 -	1:12.369	9 -	1:11.420	14 -	1:10.600		
5 -	1:11.886	10 -	1:12.052	15 -	1:12.469		


Caterham Roadsport Challenge Class A QUALIFYING - LAP ANALYSIS

(contd.)

76	David PETERS	Caterham			
1 - X:00.000	6 - 1:10.061	11 - 1:08.723	16 - 1:09.852		
2 - 1:13.939	7 - 1:09.786	12 - 1:09.672			
3 - 1:11.484	8 - 1:10.624	13 - 1:09.605			
4 - 1:10.717	9 - 1:08.688	14 - 1:09.644			
5 - 1:09.585	10 - 1:08.887	15 - 1:10.252			
77	Ewan MCINTYRE	Caterham			
1 - X:00.000	6 - 1:12.271	11 - 1:14.293	16 - 1:10.821		
2 - 1:13.413	7 - 1:10.778	12 - 1:12.960	17 - 1:12.349		
3 - 1:12.601	8 - 1:10.905	13 - 1:12.158			
4 - 1:12.290	9 - 1:11.868	14 - 1:11.380			
5 - 1:11.210	10 - 1:10.646	15 - 1:11.590			

Caterham Roadsport Challenge Class A

GRID FOR RACE 5

ROW 8	1:10.900 44 ROWDEN	1:11.427 3 PRATT
ROW 7	1:10.600 70 HINDLE	1:10.646 77 MCINTYRE
ROW 6	1:10.273 17 WINDSOR	1:10.580 7 SCAMMELL
ROW 5	1:09.550 2 GALAN-BAMFIELD	1:10.090 13 CLARK
ROW 4	1:08.615 11 BELL	1:08.688 76 PETERS
ROW 3	1:07.925 14 RICHARDS	1:08.476 10 GARDINER
ROW 2	1:07.492 8 FENNYMORE	1:07.915 27 PAYNE
ROW 1	1:07.173 66 BROMLEY	1:07.207 22 NICOLAS
POLE		
		

Weather / Track : Sunny / Dry
 These results are provisional until the conclusion of any judicial and technical matters.

Silverstone
 Circuit Length = 1.6390 miles.
 Start: 09:00 End: 09:21

Clerk of Course:	Stewards:	Timekeeper:
------------------	-----------	-------------

Caterham Roadsport Challenge Class A RACE CLASSIFICATION - RACE 5

POS	NO	CL	NAME	NAT	ENTRY	TIME	LAPS	GAP	MPH	BEST
1	66	01	James BROMLEY		Caterham	31:06.512	27		85.44	1:08.189
2	22	01	Chris NICOLAS		Caterham	31:16.060	27	9.548	85.01	1:08.366
3	11	01	Nathan BELL		Caterham	31:22.229	27	15.717	84.73	1:08.573
4	27	01	Nick PAYNE		Caterham	31:22.249	27	15.737	84.73	1:08.557
5	8	01	Graham FENNYMORE		Caterham	31:22.554	27	16.042	84.71	1:08.515
6	14	01	Mike RICHARDS		Caterham	31:22.854	27	16.342	84.70	1:08.704
7	10	01	James GARDINER		Caterham	31:23.330	27	16.818	84.68	1:08.739
8	2	01	Paul GALAN-BAMFIELD		Caterham	31:56.179	27	49.667	83.23	1:09.301
9	77	01	Ewan MCINTYRE		Caterham	32:09.306	27	1:02.794	82.66	1:09.348
10	76	01	David PETERS		Caterham	32:11.001	27	1:04.489	82.59	1:09.338
11	44	01	Stephen ROWDEN	INT	Caterham	31:15.623	26	1 LAP	81.88	1:10.898
12	7	01	Ben SCAMMELL	INT	Caterham	31:15.913	26	1 LAP	81.87	1:10.872
13	17	01	Peter WINDSOR		Caterham	31:37.738	26	1 LAP	80.93	1:11.390
14	3	01	Mark PRATT		Caterham	31:49.120	26	1 LAP	80.44	1:11.279
15	70	01	Jonathan HINDLE		Caterham	31:57.415	23		70.86	1:11.650
NOT CLASSIFIED										
13	01	01	Douglas CLARK	INT	Caterham	30:03.272	25	D.N.F.	81.89	1:10.970
FASTEST LAP										
66	01	01	James BROMLEY		Caterham	1:08.189	7	86.53mph		139.25kph

Weather / Track : Sunny / Dry

Silverstone
Circuit Length = 1.6390 miles.
Start: 15:30 End: 16:01

Clerk of Course:	Stewards:	Timekeeper:

Caterham Roadsport Challenge Class A

LAP CHART - RACE 5

Lap 1			Lap 2			Lap 3			Lap 4			Lap 5		
No	Behind	Laptime	No	Behind	Laptime	No	Behind	Laptime	No	Behind	Laptime	No	Behind	Laptime
66		1:16.676	66		1:08.605	66		1:08.533	66		1:08.656	66		1:08.469
22	0.695	1:17.371	8	1.279	1:09.048	22	1.670	1:08.834	22	1.659	1:08.645	22	2.092	1:08.902
8	0.836	1:17.512	22	1.369	1:09.279	27	1.864	1:08.658	8	2.028	1:08.515	27	2.523	1:08.733
14	1.423	1:18.099	27	1.739	1:08.840	8	2.169	1:09.423	27	2.259	1:09.051	8	2.902	1:09.343
27	1.504	1:18.180	14	2.397	1:09.579	11	3.002	1:08.880	14	3.373	1:08.864	14	3.608	1:08.704
10	1.742	1:18.418	11	2.655	1:09.056	14	3.165	1:09.301	11	3.775	1:09.429	11	3.879	1:08.573
11	2.204	1:18.880	10	2.797	1:09.660	10	3.529	1:09.265	10	3.913	1:09.040	10	4.309	1:08.865
2	2.576	1:19.252	2	3.272	1:09.301	2	4.493	1:09.754	2	6.139	1:10.302	2	8.246	1:10.576
77	2.836	1:19.512	77	3.830	1:09.599	77	4.645	1:09.348	76	7.324	1:10.470	76	9.074	1:10.219
76	3.837	1:20.513	76	4.705	1:09.473	76	5.510	1:09.338	77	8.731	1:12.742	77	10.541	1:10.279
13	4.481	1:21.157	13	8.988	1:13.112	13	12.992	1:12.537	13	15.890	1:11.554	13	19.502	1:12.081
7	4.633	1:21.309	7	9.183	1:13.155	44	13.098	1:12.270	44	16.932	1:12.490	7	21.068	1:12.569
44	5.334	1:22.010	44	9.361	1:12.632	7	13.595	1:12.945	7	16.968	1:12.029	44	21.601	1:13.138
17	5.921	1:22.597	17	9.939	1:12.623	17	14.114	1:12.708	17	17.416	1:11.958	17	21.822	1:12.875
70	8.084	1:24.760	70	12.769	1:13.290	3	17.393	1:12.540	70	22.074	1:13.196	70	25.766	1:12.161
3	8.654	1:25.330	3	13.386	1:13.337	70	17.534	1:13.298	3	22.819	1:14.082	3	26.006	1:11.656

Caterham Roadsport Challenge Class A

LAP CHART - RACE 5

(contd.)

Lap 6			Lap 7			Lap 8			Lap 9			Lap 10		
No	Behind	Laptime	No	Behind	Laptime	No	Behind	Laptime	No	Behind	Laptime	No	Behind	Laptime
66		1:08.402	66		1:08.189	66		1:08.461	66		1:08.327	66		1:08.255
22	2.722	1:09.032	22	3.741	1:09.208	22	4.715	1:09.435	22	5.731	1:09.343	14	7.068	1:08.760
27	3.200	1:09.079	8	3.919	1:08.536	8	4.962	1:09.504	14	6.563	1:09.555	22	7.183	1:09.707
8	3.572	1:09.072	14	4.711	1:08.894	14	5.335	1:09.085	8	6.988	1:10.353	27	7.433	1:08.602
14	4.006	1:08.800	27	4.829	1:09.818	27	5.687	1:09.319	27	7.086	1:09.726	8	8.015	1:09.282
11	4.323	1:08.846	11	5.557	1:09.423	11	6.539	1:09.443	11	7.422	1:09.210	11	8.126	1:08.959
10	4.646	1:08.739	10	5.654	1:09.197	10	6.657	1:09.464	10	7.620	1:09.290	10	8.374	1:09.009
2	10.356	1:10.512	2	12.775	1:10.608	2	14.646	1:10.332	2	16.884	1:10.565	2	20.086	1:11.457
76	10.975	1:10.303	76	13.141	1:10.355	76	14.955	1:10.275	76	17.021	1:10.393	77	23.197	1:10.535
77	12.943	1:10.804	77	15.818	1:11.064	77	18.423	1:11.066	77	20.917	1:10.821	76	36.221	1:27.455
13	22.973	1:11.873	13	26.689	1:11.905	13	29.868	1:11.640	13	32.741	1:11.200	13	36.581	1:12.095
7	24.415	1:11.749	7	27.402	1:11.176	7	30.591	1:11.650	7	33.572	1:11.308	7	37.070	1:11.753
17	25.346	1:11.926	44	28.954	1:11.657	44	32.306	1:11.813	44	35.059	1:11.080	44	38.282	1:11.478
44	25.486	1:12.287	17	29.349	1:12.192	17	33.345	1:12.457	17	36.641	1:11.623	17	40.095	1:11.709
70	29.498	1:12.134	70	33.993	1:12.684	70	37.551	1:12.019	70	41.172	1:11.948	70	45.296	1:12.379
3	30.588	1:12.984	3	34.233	1:11.834	3	38.643	1:12.871	3	41.876	1:11.560	3	45.766	1:12.145

Caterham Roadsport Challenge Class A

LAP CHART - RACE 5

(contd.)

Lap 11			Lap 12			Lap 13			Lap 14			Lap 15		
No	Behind	Laptime	No	Behind	Laptime	No	Behind	Laptime	No	Behind	Laptime	No	Behind	Laptime
66		1:08.426	66		1:08.333	66		1:08.478	66		1:08.693	66		1:08.497
22	7.567	1:08.810	22	8.531	1:09.297	14	9.686	1:09.116	70	1 LAP	1:30.398P	27	11.470	1:09.240
14	7.982	1:09.340	27	8.614	1:08.872	22	9.852	1:09.799	22	10.461	1:09.302	22	11.784	1:09.820
27	8.075	1:09.068	14	9.048	1:09.399	27	9.984	1:09.848	27	10.727	1:09.436	14	12.260	1:09.467
11	8.713	1:09.013	11	9.741	1:09.361	8	10.445	1:08.832	14	11.290	1:10.297	11	12.593	1:09.698
8	8.921	1:09.332	8	10.091	1:09.503	11	10.545	1:09.282	11	11.392	1:09.540	10	12.895	1:09.556
10	9.174	1:09.226	10	10.497	1:09.656	10	11.071	1:09.052	8	11.747	1:09.995	8	13.271	1:10.021
2	22.001	1:10.341	2	24.505	1:10.837	2	27.163	1:11.136	10	11.836	1:09.458	2	31.234	1:10.605
77	26.071	1:11.300	77	29.019	1:11.281	77	32.674	1:12.133	2	29.126	1:10.656	77	37.060	1:10.599
76	38.741	1:10.946	76	41.599	1:11.191	76	44.063	1:10.942	77	34.958	1:10.977	76	48.038	1:10.551
13	39.125	1:10.970	13	42.732	1:11.940	7	45.564	1:11.309	76	45.984	1:10.614	13	50.603	1:11.028
7	39.553	1:10.909	7	42.733	1:11.513	13	45.699	1:11.445	13	48.072	1:11.066	7	52.328	1:11.258
44	41.476	1:11.620	44	45.483	1:12.340	44	48.739	1:11.734	7	49.567	1:12.696	44	54.111	1:11.379
17	44.261	1:12.592	17	48.033	1:12.105	17	51.533	1:11.978	44	51.229	1:11.183	17	58.887	1:12.459
70	48.520	1:11.650	70	51.953	1:11.766	3	56.349	1:12.281	17	54.925	1:12.085	3	1:03.801	1:12.103
3	49.600	1:12.260	3	52.546	1:11.279				3	1:00.195	1:12.539			

Caterham Roadsport Challenge Class A

LAP CHART - RACE 5

(contd.)

Lap 16			Lap 17			Lap 18			Lap 19			Lap 20		
No	Behind	Laptime	No	Behind	Laptime	No	Behind	Laptime	No	Behind	Laptime	No	Behind	Laptime
66		1:08.947	66		1:08.888	66		1:08.682	66		1:08.629	66		1:09.597
22	12.405	1:09.568	22	12.951	1:09.434	3	1 LAP	1:14.720	17	1 LAP	1:13.059	17	1 LAP	1:11.710
14	12.722	1:09.409	14	13.411	1:09.577	14	13.656	1:08.927	3	1 LAP	1:13.618	3	1 LAP	1:12.892
27	12.913	1:10.390	11	13.725	1:09.157	22	13.885	1:09.616	14	14.931	1:09.904	22	14.134	1:08.799
11	13.456	1:09.810	27	13.786	1:09.761	11	14.175	1:09.132	22	14.932	1:09.676	14	14.975	1:09.641
10	13.823	1:09.875	8	14.271	1:08.908	27	14.350	1:09.246	27	15.081	1:09.360	11	15.233	1:09.202
8	14.251	1:09.927	10	14.576	1:09.641	8	14.588	1:08.999	11	15.628	1:10.082	27	15.772	1:10.288
2	33.043	1:10.756	2	35.158	1:11.003	10	15.394	1:09.500	8	15.875	1:09.916	10	16.657	1:09.722
77	39.717	1:11.604	77	41.517	1:10.688	70	4 LAPS	4:51.171	10	16.532	1:09.767	8	18.420	1:12.142
76	50.191	1:11.100	76	52.143	1:10.840	2	37.416	1:10.940	70	4 LAPS	1:12.906	70	4 LAPS	1:12.420
13	52.841	1:11.185	13	55.368	1:11.415	77	44.846	1:12.011	2	39.618	1:10.831	2	41.621	1:11.600
7	54.790	1:11.409	7	57.182	1:11.280	76	54.076	1:10.615	77	47.331	1:11.114	77	53.507	1:15.773
44	56.657	1:11.493	44	58.949	1:11.180	13	58.724	1:12.038	76	56.299	1:10.852	76	57.668	1:10.966
17	1:02.749	1:12.809	17	1:05.834	1:11.973	7	59.921	1:11.421	13	1:01.620	1:11.525	13	1:04.170	1:12.147
3	1:07.741	1:12.887				44	1:01.652	1:11.385	7	1:02.651	1:11.359	7	1:04.661	1:11.607
									44	1:04.358	1:11.335	44	1:06.784	1:12.023

Caterham Roadsport Challenge Class A

LAP CHART - RACE 5

(contd.)

Lap 21			Lap 22			Lap 23			Lap 24			Lap 25		
No	Behind	Laptime	No	Behind	Laptime	No	Behind	Laptime	No	Behind	Laptime	No	Behind	Laptime
66		1:09.608	66		1:09.199	66		1:09.278	66		1:09.638	66		1:09.631
17	1 LAP	1:12.191	17	1 LAP	1:11.942	13	1 LAP	1:13.175	13	1 LAP	1:11.400	13	1 LAP	1:11.181
22	13.548	1:09.022	22	13.123	1:08.774	7	1 LAP	1:13.202	7	1 LAP	1:11.978	7	1 LAP	1:10.872
14	14.849	1:09.482	14	14.692	1:09.042	44	1 LAP	1:12.276	44	1 LAP	1:12.112	44	1 LAP	1:11.391
11	15.088	1:09.463	11	15.299	1:09.410	17	1 LAP	1:12.050	22	11.247	1:08.674	22	10.678	1:09.062
27	15.268	1:09.104	27	15.637	1:09.568	22	12.211	1:08.366	27	14.822	1:09.544	14	15.691	1:10.399
10	16.831	1:09.782	10	16.699	1:09.067	14	14.786	1:09.372	14	14.923	1:09.775	11	15.936	1:10.362
8	18.230	1:09.418	8	18.180	1:09.149	27	14.916	1:08.557	11	15.205	1:09.508	8	16.104	1:08.986
3	1 LAP	1:15.396	3	1 LAP	1:13.406	11	15.335	1:09.314	17	1 LAP	1:13.978	27	16.296	1:11.105
70	4 LAPS	1:13.141	70	4 LAPS	1:12.463	10	16.552	1:09.131	10	16.136	1:09.222	10	16.579	1:10.074
2	43.050	1:11.037	2	44.682	1:10.831	8	17.526	1:08.624	8	16.749	1:08.861	17	1 LAP	1:12.273
77	54.810	1:10.911	77	56.276	1:10.665	3	1 LAP	1:13.310	3	1 LAP	1:14.214	3	1 LAP	1:13.451
76	58.506	1:10.446	76	59.798	1:10.491	70	4 LAPS	1:12.445	70	4 LAPS	1:12.507	70	4 LAPS	1:12.204
13	1:06.264	1:11.702				2	46.528	1:11.124	2	47.661	1:10.771	2	48.223	1:10.193
7	1:06.444	1:11.391				77	57.978	1:10.980	77	59.003	1:10.663	77	1:00.486	1:11.114
44	1:08.074	1:10.898				76	1:01.199	1:10.679	76	1:02.980	1:11.419	76	1:03.472	1:10.123

Caterham Roadsport Challenge Class A


LAP CHART - RACE 5

(contd.)

Lap 26			Lap 27			Lap 28			Lap 29			Lap 30		
No	Behind	Laptime	No	Behind	Laptime	No	Behind	Laptime	No	Behind	Laptime	No	Behind	Laptime
66		1:09.966	66		1:09.449									
7	1 LAP	1:11.308	44	1 LAP	1:11.095									
13	1 LAP	1:11.901	7	1 LAP	1:12.758									
44	1 LAP	1:11.324	22	9.548	1:09.571									
22	9.426	1:08.714	11	15.717	1:09.324									
8	15.780	1:09.642	27	15.737	1:09.162									
11	15.842	1:09.872	8	16.042	1:09.711									
27	16.024	1:09.694	14	16.342	1:09.526									
14	16.265	1:10.540	10	16.818	1:09.816									
10	16.451	1:09.838	17	1 LAP	1:20.476									
17	1 LAP	1:11.390	3	1 LAP	1:13.203									
3	1 LAP	1:13.222	2	49.667	1:10.807									
70	4 LAPS	1:12.303	70	4 LAPS	1:14.172									
2	48.309	1:10.052	77	1:02.794	1:11.171									
77	1:01.072	1:10.552	76	1:04.489	1:10.367									
76	1:03.571	1:10.065												

Caterham Roadsport Challenge Class A

GRID FOR RACE 11

ROW 8	70 HINDLE	13 CLARK
ROW 7	17 WINDSOR	3 PRATT
ROW 6	44 ROWDEN	7 SCAMMELL
ROW 5	77 MCINTYRE	76 PETERS
ROW 4	10 GARDINER	2 GALAN-BAMFIELD
ROW 3	8 FENNYMORE	14 RICHARDS
ROW 2	11 BELL	27 PAYNE
ROW 1	66 BROMLEY	22 NICOLAS
POLE		
		

Weather / Track : Sunny / Dry

These results are provisional until the conclusion of any judicial and technical matters.

Silverstone
Circuit Length = 1.6390 miles.
Start: 15:30 End: 16:01

Clerk of Course:	Stewards:	Timekeeper:
------------------	-----------	-------------

Caterham Roadsport Challenge Class A

GRID FOR RACE 11 - AMENDED

ROW 9	9	MURRAY	
ROW 8	70	HINDLE	13
ROW 7	17	WINDSOR	3
ROW 6	44	ROWDEN	7
ROW 5	77	MCINTYRE	76
ROW 4	10	GARDINER	2
ROW 3	8	FENNYMORE	14
ROW 2	11	BELL	27
ROW 1	66	BROMLEY	22
		POLE	

Weather / Track : Sunny / Dry
 These results are provisional until the conclusion of any judicial and technical matters.

Silverstone
 Circuit Length = 1.6390 miles.
 Start: 15:30 End: 16:01

Clerk of Course:	Stewards:	Timekeeper:
------------------	-----------	-------------

Caterham Roadsport Challenge Class A

RACE CLASSIFICATION - RACE 11

POS	NO	CL	NAME	NAT	ENTRY	TIME	LAPS	GAP	MPH	BEST
1	66	01	James BROMLEY		Caterham	30:57.022	27		85.88	1:07.641
2	8	01	Graham FENNYMORE		Caterham	31:11.436	27	14.414	85.22	1:08.029
3	22	01	Chris NICOLAS		Caterham	31:12.912	27	15.890	85.15	1:08.420
4	10	01	James GARDINER		Caterham	31:13.431	27	16.409	85.13	1:08.434
5	27	01	Nick PAYNE		Caterham	31:17.078	27	20.056	84.96	1:08.061
6	9	01	Ted MURRAY		Caterham	31:24.574	27	27.552	84.62	1:08.139
7	14	01	Mike RICHARDS		Caterham	31:37.609	27	40.587	84.04	1:08.907
8	11	01	Nathan BELL		Caterham	31:41.082	27	44.060	83.89	1:09.022
9	2	01	Paul GALAN-BAMFIELD		Caterham	31:41.201	27	44.179	83.88	1:08.976
10	76	01	David PETERS		Caterham	31:52.856	27	55.834	83.37	1:09.647
11	77	01	Ewan MCINTYRE		Caterham	31:54.895	27	57.873	83.28	1:09.776
12	17	01	Peter WINDSOR		Caterham	31:22.014	26	1 LAP	81.60	1:11.012
13	44	01	Stephen ROWDEN	INT	Caterham	31:27.896	26	1 LAP	81.35	1:11.173
14	70	01	Jonathan HINDLE		Caterham	31:05.352	23	4 LAPS	72.84	1:11.413
NOT CLASSIFIED										
7	01	01	Ben SCAMMELL	INT	Caterham	26:50.534	22	D.N.F.	80.70	1:11.682
3	01	01	Mark PRATT		Caterham	25:02.504	19	D.N.F.	74.73	1:10.593
FASTEST LAP										
66	01	01	James BROMLEY		Caterham	1:07.641	8	87.23mph	140.38kph	

Weather / Track : Sunny / Dry

These results are provisional until the conclusion of any judicial and technical matters.

Silverstone
Circuit Length = 1.6390 miles.
Start: 11:32 End: 12:04

Clerk of Course:	Stewards:	Timekeeper:
------------------	-----------	-------------

Caterham Roadsport Challenge Class A

LAP CHART - RACE 11

Lap 1			Lap 2			Lap 3			Lap 4			Lap 5		
No	Behind	Laptime	No	Behind	Laptime	No	Behind	Laptime	No	Behind	Laptime	No	Behind	Laptime
8		1:16.220	22		1:09.260	22		1:10.531	22		1:09.783	66		1:08.588
72	0.282	1:16.219	8	0.147	1:09.406	66	0.276	1:10.655	27	0.091	1:09.192	27	0.802	1:09.494
66	0.586	1:16.806	66	0.152	1:08.825	27	0.682	1:10.395	66	0.195	1:09.702	22	0.813	1:09.596
27	1.259	1:17.479	27	0.818	1:08.818	10	2.814	1:09.527	10	2.083	1:09.052	10	2.203	1:08.903
11	2.506	1:18.726	14	3.446	1:09.916	11	3.544	1:10.389	9	3.222	1:09.208	9	3.849	1:09.410
14	2.789	1:19.009	11	3.686	1:10.439	14	3.676	1:10.761	11	3.761	1:10.000	11	5.066	1:10.088
10	2.894	1:19.114	10	3.818	1:10.183	9	3.797	1:10.232	14	4.370	1:10.477	8	5.168	1:08.197
2	3.224	1:19.444	2	3.989	1:10.024	2	4.321	1:10.863	2	4.494	1:09.956	14	5.199	1:09.612
76	3.407	1:19.627	9	4.096	1:09.359	76	4.467	1:10.331	76	5.222	1:10.538	2	5.916	1:10.205
9	3.996	1:20.216	76	4.667	1:10.519	77	5.411	1:10.367	8	5.754	1:08.029	76	6.753	1:10.314
77	4.501	1:20.721	77	5.575	1:10.333	8	7.508	1:17.892	77	6.209	1:10.581	77	8.351	1:10.925
17	6.466	1:22.686	44	9.317	1:11.819	44	10.950	1:12.164	17	13.213	1:11.611	17	16.806	1:12.376
44	6.757	1:22.977	17	9.538	1:12.331	17	11.385	1:12.378	44	13.587	1:12.420	44	17.207	1:12.403
3	7.256	1:23.476	3	9.879	1:11.882	7	13.273	1:13.921	70	15.706	1:11.413	70	18.455	1:11.532
7	7.460	1:23.680	7	9.883	1:11.682	70	14.076	1:12.603	7	16.628	1:13.138	7	20.174	1:12.329
70	8.814	1:25.034	70	12.004	1:12.449	3	54.285	1:54.937	3	59.422	1:14.920	3	1:04.594	1:13.955

Caterham Roadsport Challenge Class A

LAP CHART - RACE 11

(contd.)

Lap 6			Lap 7			Lap 8			Lap 9			Lap 10		
No	Behind	Laptime	No	Behind	Laptime	No	Behind	Laptime	No	Behind	Laptime	No	Behind	Laptime
66		1:07.842	66		1:07.722	66		1:07.641	66		1:07.951	66		1:08.357
22	1.579	1:08.608	22	2.373	1:08.516	22	3.377	1:08.645	22	4.218	1:08.792	22	4.617	1:08.756
27	1.929	1:08.969	3	1 LAP	1:14.102	10	6.064	1:08.999	8	6.859	1:08.256	8	6.833	1:08.331
10	3.356	1:08.995	10	4.706	1:09.072	8	6.554	1:08.344	10	7.297	1:09.184	10	7.470	1:08.530
9	4.945	1:08.938	8	5.851	1:08.096	9	7.044	1:08.139	9	8.242	1:09.149	9	9.087	1:09.202
8	5.477	1:08.151	9	6.546	1:09.323	3	1 LAP	1:13.334	27	10.826	1:09.031	27	11.368	1:08.899
11	6.642	1:09.418	14	8.210	1:08.907	14	9.676	1:09.107	14	11.669	1:09.944	14	12.322	1:09.010
14	7.025	1:09.668	11	8.408	1:09.488	27	9.746	1:08.895	11	12.114	1:09.555	2	13.246	1:09.143
2	7.242	1:09.168	27	8.492	1:14.285	2	10.418	1:08.976	2	12.460	1:09.993	11	13.336	1:09.579
76	8.618	1:09.707	2	9.083	1:09.563	11	10.510	1:09.743	3	1 LAP	1:12.750	3	1 LAP	1:13.242
77	11.322	1:10.813	76	11.813	1:10.917	76	13.819	1:09.647	76	16.613	1:10.745	76	19.035	1:10.779
17	20.486	1:11.522	77	14.540	1:10.940	77	17.774	1:10.875	77	20.194	1:10.371	77	22.039	1:10.202
44	21.479	1:12.114	17	24.315	1:11.551	17	28.048	1:11.374	17	32.082	1:11.985	44	35.982	1:11.678
70	22.321	1:11.708	44	25.168	1:11.411	44	29.047	1:11.520	44	32.661	1:11.565	17	36.220	1:12.495
7	24.164	1:11.832	7	28.441	1:11.999	7	33.005	1:12.205	70	37.210	1:11.755	70	40.381	1:11.528
			70	29.055	1:14.456	70	33.406	1:11.992	7	38.298	1:13.244	7	41.999	1:12.058

Caterham Roadsport Challenge Class A

LAP CHART - RACE 11

(contd.)

Lap 11			Lap 12			Lap 13			Lap 14			Lap 15		
No	Behind	Laptime	No	Behind	Laptime	No	Behind	Laptime	No	Behind	Laptime	No	Behind	Laptime
66		1:07.999	66		1:07.954	66		1:08.198	66		1:08.256	66		1:08.199
22	5.872	1:09.254	22	6.736	1:08.818	3	2 LAPS	1:44.454	8	7.212	1:08.226	70	1 LAP	1:27.248P
8	7.052	1:08.218	8	7.309	1:08.211	8	7.242	1:08.131	22	7.820	1:08.518	22	8.041	1:08.420
10	8.103	1:08.632	10	8.948	1:08.799	22	7.558	1:09.020	3	2 LAPS	1:12.923	8	8.122	1:09.109
9	10.382	1:09.294	9	12.030	1:09.602	10	9.616	1:08.866	10	10.349	1:08.989	10	11.015	1:08.865
27	12.307	1:08.938	27	12.796	1:08.443	9	12.445	1:08.613	9	12.959	1:08.770	27	14.337	1:09.392
14	14.008	1:09.685	14	15.218	1:09.164	27	12.659	1:08.061	27	13.144	1:08.741	9	14.674	1:09.914
2	14.785	1:09.538	2	16.421	1:09.590	14	16.148	1:09.128	14	17.635	1:09.743	3	2 LAPS	1:15.741
11	15.202	1:09.865	11	16.497	1:09.249	2	18.263	1:10.040	2	20.039	1:10.032	14	18.919	1:09.483
76	21.604	1:10.568	76	23.578	1:09.928	11	19.014	1:10.715	11	21.080	1:10.322	2	21.691	1:09.851
77	24.353	1:10.313	77	26.277	1:09.878	76	26.040	1:10.660	76	28.518	1:10.734	11	22.465	1:09.584
3	1 LAP	1:25.692P	17	43.717	1:11.533	77	28.264	1:10.185	77	35.794	1:15.786	76	30.535	1:10.216
17	40.138	1:11.917	44	44.626	1:11.651	17	47.090	1:11.571	17	50.437	1:11.603	77	37.801	1:10.206
44	40.929	1:12.946	70	47.884	1:11.700	44	47.872	1:11.444	44	50.789	1:11.173	44	54.499	1:11.909
70	44.138	1:11.756	7	50.885	1:12.330	70	51.628	1:11.942	7	59.459	1:12.747	17	54.609	1:12.371
7	46.509	1:12.509				7	54.968	1:12.281				7	1:03.456	1:12.196

Caterham Roadsport Challenge Class A

LAP CHART - RACE 11

(contd.)

Lap 16			Lap 17			Lap 18			Lap 19			Lap 20		
No	Behind	Laptime	No	Behind	Laptime	No	Behind	Laptime	No	Behind	Laptime	No	Behind	Laptime
66		1:08.174	66		1:08.294	66		1:08.335	66		1:08.038	66		1:08.364
8	8.577	1:08.629	22	9.218	1:08.460	7	1 LAP	1:12.559	7	1 LAP	1:13.889	17	1 LAP	1:12.166
22	9.052	1:09.185	8	9.319	1:09.036	22	10.223	1:09.340	8	11.333	1:08.850	44	1 LAP	1:12.714
10	11.726	1:08.885	10	12.031	1:08.599	8	10.521	1:09.537	22	11.623	1:09.438	8	12.541	1:09.572
27	14.865	1:08.702	27	15.211	1:08.640	10	12.532	1:08.836	10	13.398	1:08.904	22	12.785	1:09.526
9	15.736	1:09.236	9	16.199	1:08.757	27	15.702	1:08.826	27	16.378	1:08.714	10	14.237	1:09.203
14	20.164	1:09.419	14	21.543	1:09.673	9	16.728	1:08.864	9	18.095	1:09.405	27	16.760	1:08.746
3	2 LAPS	1:12.238	11	24.553	1:09.534	14	23.026	1:09.818	14	24.769	1:09.781	7	1 LAP	1:15.380
2	22.733	1:09.216	2	24.682	1:10.243	11	26.493	1:10.275	2	29.058	1:10.471	9	19.245	1:09.514
11	23.313	1:09.022	3	2 LAPS	1:12.809	2	26.625	1:10.278	11	29.216	1:10.761	14	26.219	1:09.814
76	32.980	1:10.619	76	35.062	1:10.376	3	2 LAPS	1:10.593	3	2 LAPS	1:13.306	11	31.441	1:10.589
77	39.725	1:10.098	77	41.207	1:09.776	70	3 LAPS	3:56.469	76	39.559	1:10.574	2	31.573	1:10.879
17	58.719	1:12.284	17	1:02.450	1:12.025	76	37.023	1:10.296	70	3 LAPS	1:16.000	3	2 LAPS	1:13.144
44	58.964	1:12.639	44	1:02.860	1:12.190	77	42.927	1:10.055	77	45.426	1:10.537	76	41.779	1:10.584
7	1:08.288	1:13.006				17	1:06.330	1:12.215				70	3 LAPS	1:12.651
						44	1:06.634	1:12.109				77	47.345	1:10.283

Caterham Roadsport Challenge Class A

LAP CHART - RACE 11

(contd.)

Lap 21			Lap 22			Lap 23			Lap 24			Lap 25		
No	Behind	Laptime	No	Behind	Laptime	No	Behind	Laptime	No	Behind	Laptime	No	Behind	Laptime
66		1:08.704	66		1:08.841	66		1:09.126	66		1:08.549	66		1:08.543
17	1 LAP	1:11.459	17	1 LAP	1:11.563	17	1 LAP	1:12.395	8	14.049	1:08.885	8	14.352	1:08.846
44	1 LAP	1:12.107	44	1 LAP	1:12.244	8	13.713	1:08.635	22	15.246	1:09.488	22	15.331	1:08.628
22	13.232	1:09.151	22	13.864	1:09.473	22	14.307	1:09.569	10	15.486	1:09.380	10	16.065	1:09.122
8	13.323	1:09.486	8	14.204	1:09.722	44	1 LAP	1:13.887	17	1 LAP	1:13.616	27	18.820	1:09.004
10	14.471	1:08.938	10	14.841	1:09.211	10	14.655	1:08.940	44	1 LAP	1:12.291	17	1 LAP	1:12.312
27	17.471	1:09.415	27	17.812	1:09.182	27	17.579	1:08.893	27	18.359	1:09.329	44	1 LAP	1:12.716
9	19.502	1:08.961	9	20.521	1:09.860	9	21.671	1:10.276	9	22.782	1:09.660	9	24.919	1:10.680
7	1 LAP	1:12.178	7	1 LAP	1:12.414	7	1 LAP	1:12.957	14	32.549	1:10.891	14	35.886	1:11.880
14	27.294	1:09.779	14	28.911	1:10.458	14	30.207	1:10.422	2	38.738	1:10.706	11	41.334	1:11.033
2	32.818	1:09.949	2	35.152	1:11.175	2	36.581	1:10.555	11	38.844	1:10.380	2	41.669	1:11.474
11	32.839	1:10.102	11	35.646	1:11.648	11	37.013	1:10.493	76	50.328	1:11.377	76	52.394	1:10.609
76	43.701	1:10.626	76	45.761	1:10.901	76	47.500	1:10.865	77	52.522	1:10.206	77	54.878	1:10.899
77	48.624	1:09.983	77	49.904	1:10.121	77	50.865	1:10.087	70	3 LAPS	1:15.647			
70	3 LAPS	1:13.291	70	3 LAPS	1:12.684	70	3 LAPS	1:13.146						
3	2 LAPS	1:29.006P												

Caterham Roadsport Challenge Class A

LAP CHART - RACE 11

(contd.)

Lap 26			Lap 27			Lap 28			Lap 29			Lap 30		
No	Behind	Laptime	No	Behind	Laptime	No	Behind	Laptime	No	Behind	Laptime	No	Behind	Laptime
66		1:08.704	66		1:08.655									
70	4 LAPS	1:14.854	70	4 LAPS	1:13.494									
8	14.084	1:08.436	8	14.414	1:08.985									
22	15.455	1:08.828	22	15.890	1:09.090									
10	15.795	1:08.434	10	16.409	1:09.269									
27	19.631	1:09.515	27	20.056	1:09.080									
17	1 LAP	1:11.663	17	1 LAP	1:11.012									
9	26.548	1:10.333	9	27.552	1:09.659									
44	1 LAP	1:13.185	44	1 LAP	1:12.620									
14	37.961	1:10.779	14	40.587	1:11.281									
11	42.636	1:10.006	11	44.060	1:10.079									
2	43.150	1:10.185	2	44.179	1:09.684									
76	54.084	1:10.394	76	55.834	1:10.405									
77	56.386	1:10.212	77	57.873	1:10.142									

Fastest Mini in the World / Xtreme Minis QUALIFYING

POS	NO	CL	NAME	NAT	ENTRY	TIME	LAPS	GAP	MPH
1	21	D	Pete EDWARDS		Leyland Mini	1:06.218	10		89.10
2	18	D	Matthew HOWELL		Mini Marcos	1:07.115	8	0.897	87.91
3	26	D	Bill RICHARDS		Rover Metro	1:07.542	9	1.324	87.35
4	1	X	Barry MURPHY		Mini	1:08.426	9	2.208	86.23
5	19	X	Julian HOWELL		Rover Mini	1:08.854	11	2.636	85.69
6	44	D	Rohith DE SILVA		Fibex SRE Mini	1:09.309	13	3.091	85.13
7	4	D	Andrew HOWARD		BMW Mini	1:10.236	9	4.018	84.00
8	46	B	Nick SWIFT		Austin Mini Cooper S	1:11.484	11	5.266	82.54
9	2	B	Fred VAN ELDIK		Austin Mini	1:12.053	13	5.835	81.89
10	3	B	Hans MULLER-DECK		Morris Mini	1:12.558	11	6.340	81.32
11	75	X	Paul BROWN		Mini Miglia	1:12.732	5	6.514	81.12
12	72	X	Andy HARRISON		Rover Mini	1:13.225	13	7.007	80.57
13	98	X	Mike EDGELL		Mini Cooper	1:13.770	11	7.552	79.98
14	76	B	Lee McNAIR		Austin Mini	1:15.038	12	8.820	78.63
15	6	X	David OWEN		Mini Cooper S	1:16.331	12	10.113	77.30
16	54	A	Christophe F-PIERRET		Morris Cooper S	1:17.993	12	11.775	75.65
17	15	X	Sarah LEVICS		MG Metro	1:18.161	11	11.943	75.49
18	23	X	Peter WESTON		MG Metro	1:19.500	12	13.282	74.21
19	8	B	Allan RAWLINGS		Rover Mini	1:19.734	11	13.516	74.00
20	11	B	Norman GRIMSHAW		Austin Cooper S	1:23.820	5	17.602	70.39
21	24	B	Paul WESTON		MG Metro	1:30.208	9	23.990	65.40

Weather / Track : Sunny / Dry
 These results are provisional until the conclusion of any judicial and technical matters.

Silverstone
 Circuit Length = 1.6390 miles.
 Start: 09:25 End: 09:41

Clerk of Course:	Stewards:	Timekeeper:
------------------	-----------	-------------

Fastest Mini in the World / Xtreme Minis QUALIFYING - LAP ANALYSIS

1	Barry MURPHY	Mini	
1 -	6:12.034	6 - 1:08.426	
2 -	1:17.698	7 - 1:14.507	
3 -	1:11.633	8 - 1:11.058	
4 -	1:10.274	9 - 1:40.919P	
5 -	1:09.048		
2	Fred VAN ELDIK	Austin Mini	
1 -	6:08.442	6 - 1:12.288	11 - 1:13.482
2 -	1:26.964	7 - 1:12.167	12 - 1:13.531
3 -	1:19.880	8 - 1:12.053	13 - 1:12.293
4 -	1:13.043	9 - 1:12.436	
5 -	1:13.740	10 - 1:13.809	
3	Hans MULLER-DECK	Morris Mini	
1 -	6:09.031	6 - 1:12.920	11 - 1:13.656
2 -	1:25.819	7 - 1:12.558	
3 -	1:33.305P	8 - 1:14.539	
4 -	3:30.689	9 - 1:12.644	
5 -	1:14.494	10 - 1:14.094	
4	Andrew HOWARD	BMW Mini	
1 -	6:13.287	6 - 1:30.438P	
2 -	1:20.621	7 - 4:57.747	
3 -	1:13.151	8 - 1:10.236	
4 -	1:26.140P	9 - 1:30.629P	
5 -	2:11.542		
6	David OWEN	Mini Cooper S	
1 -	6:09.768	6 - 1:17.471	11 - 1:16.331
2 -	1:23.000	7 - 1:17.010	12 - 2:05.301P
3 -	1:19.317	8 - 1:16.682	
4 -	1:18.805	9 - 1:17.035	
5 -	1:17.867	10 - 1:19.391	
8	Allan RAWLINGS	Rover Mini	
1 -	6:16.959	6 - 1:21.768	11 - 1:19.734
2 -	1:35.611	7 - 1:21.953	
3 -	1:26.644	8 - 1:21.309	
4 -	1:24.825	9 - 1:21.049	
5 -	1:23.625	10 - 1:19.813	
11	Norman GRIMSHAW	Austin Cooper S	
1 -	6:15.041		
2 -	1:23.820		
3 -	1:33.642		
4 -	1:38.846		
5 -	1:56.376P		

Fastest Mini in the World / Xtreme Minis

QUALIFYING - LAP ANALYSIS

(contd.)

15	Sarah LEVICS	MG Metro
1 - 6:10.453	6 - 1:18.161	11 - 1:19.646
2 - 1:32.020	7 - 1:18.416	
3 - 1:29.930	8 - 1:36.535	
4 - 1:21.802	9 - 1:23.048	
5 - 1:20.191	10 - 1:21.929	
18	Matthew HOWELL	Mini Marcos
1 - 6:05.277	6 - 1:07.924	
2 - 1:17.792	7 - 1:07.751	
3 - 1:10.485	8 - 1:41.818P	
4 - 1:07.903		
5 - 1:07.115		
19	Julian HOWELL	Rover Mini
1 - 6:08.711	6 - 1:09.072	11 - 1:37.355P
2 - 1:15.188	7 - 1:09.638	
3 - 1:11.027	8 - 1:09.371	
4 - 1:09.363	9 - 1:09.452	
5 - 1:08.854	10 - 1:17.637	
21	Pete EDWARDS	Leyland Mini
1 - 6:08.711	6 - 1:06.371	
2 - 1:15.432	7 - 1:06.218	
3 - 1:07.725	8 - 1:06.985	
4 - 1:06.303	9 - 1:06.697	
5 - 1:06.655	10 - 1:23.984P	
23	Peter WESTON	MG Metro
1 - 6:03.841	6 - 1:21.341	11 - 1:22.462
2 - 1:27.380	7 - 1:20.264	12 - 1:21.569
3 - 1:24.557	8 - 1:19.500	
4 - 1:22.837	9 - 1:23.021	
5 - 1:20.656	10 - 1:28.645	
24	Paul WESTON	MG Metro
1 - 6:05.052	6 - 1:32.563	
2 - 1:36.208	7 - 3:57.126	
3 - 1:35.112	8 - 1:30.742	
4 - 1:31.380	9 - 1:30.295	
5 - 1:30.208		
26	Bill RICHARDS	Rover Metro
1 - 6:06.681	6 - 1:09.605	
2 - 1:27.177	7 - 1:07.692	
3 - 1:14.176	8 - 1:07.542	
4 - 1:10.770	9 - 1:11.720	
5 - 1:09.750		

Fastest Mini in the World / Xtreme Minis QUALIFYING - LAP ANALYSIS


(contd.)

44	Rohith DE SILVA	Fibex SRE Mini
1 - 6:15.676	6 - 1:10.659	11 - 1:11.848
2 - 1:25.214	7 - 1:09.309	12 - 1:10.732
3 - 1:15.485	8 - 1:10.124	13 - 1:10.777
4 - 1:13.613	9 - 1:10.846	
5 - 1:10.322	10 - 1:14.081	
46	Nick SWIFT	Austin Mini Cooper S
1 - 6:14.359	6 - 1:28.834	11 - 2:06.070P
2 - 1:16.464	7 - 1:30.966	
3 - 1:12.546	8 - 1:11.629	
4 - 1:11.484	9 - 1:11.904	
5 - 1:11.635	10 - 1:35.383	
54	Christophe F-PIERRET	Morris Cooper S
1 - 6:07.400	6 - 1:20.918	11 - 1:20.267
2 - 1:28.200	7 - 1:18.710	12 - 1:19.194
3 - 1:20.158	8 - 1:18.890	
4 - 1:19.113	9 - 1:18.555	
5 - 1:17.993	10 - 1:19.148	
72	Andy HARRISON	Rover Mini
1 - 5:59.194	6 - 1:14.595	11 - 1:14.328
2 - 1:26.128	7 - 1:15.032	12 - 1:14.353
3 - 1:16.176	8 - 1:13.612	13 - 1:13.225
4 - 1:16.207	9 - 1:14.221	
5 - 1:13.664	10 - 1:15.047	
75	Paul BROWN	Mini Miglia
1 - 6:04.618		
2 - 1:18.341		
3 - 1:13.894		
4 - 1:12.732		
5 - 4:07.210P		
76	Lee McNAIR	Austin Mini
1 - 6:18.573	6 - 1:18.237	11 - 1:15.038
2 - 1:32.496	7 - 1:15.106	12 - 1:15.821
3 - 1:24.585	8 - 1:19.745	
4 - 1:21.500	9 - 1:27.181	
5 - 1:21.439	10 - 1:21.481	
98	Mike EDGELL	Mini Cooper
1 - 6:01.241	6 - 1:13.938	11 - 1:51.618P
2 - 1:22.024	7 - 1:14.207	
3 - 1:16.484	8 - 1:13.844	
4 - 1:15.661	9 - 1:30.082P	
5 - 1:13.770	10 - 2:08.158	

Fastest Mini in the World / Xtreme Minis

GRID FOR RACE 4

ROW 11	1:30.208 24 WESTON		
ROW 10		1:19.734 8 RAWLINGS	1:23.820 11 GRIMSHAW
ROW 9	1:18.161 15 LEVICS		1:19.500 23 WESTON
ROW 8		1:16.331 6 OWEN	1:17.993 54 F-PIERRET
ROW 7	1:13.770 98 EDGELL		1:15.038 76 McNAIR
ROW 6		1:12.732 75 BROWN	1:13.225 72 HARRISON
ROW 5	1:12.053 2 VAN ELDIK		1:12.558 3 MULLER-DECK
ROW 4		1:10.236 4 HOWARD	1:11.484 46 SWIFT
ROW 3	1:08.854 19 HOWELL		1:09.309 44 DE SILVA
ROW 2		1:07.542 26 RICHARDS	1:08.426 1 MURPHY
ROW 1	1:06.218 21 EDWARDS		1:07.115 18 HOWELL
POLE			



Weather / Track : Sunny / Dry
 These results are provisional until the conclusion of any judicial and technical matters.

Silverstone
 Circuit Length = 1.6390 miles.
 Start: 09:25 End: 09:41

Clerk of Course:	Stewards:	Timekeeper:
------------------	-----------	-------------

Fastest Mini in the World / Xtreme Minis

GRID FOR RACE 4 - AMENDED

ROW 12	33	TAYLOR	57	GILLIBRAND
ROW 11	26	RICHARDS	17	WHITELEY
ROW 10	11	1:23.820 GRIMSHAW	24	1:30.208 WESTON
ROW 9	23	1:19.500 WESTON	8	1:19.734 RAWLINGS
ROW 8	54	1:17.993 F-PIERRET	15	1:18.161 LEVICS
ROW 7	76	1:15.038 McNAIR	6	1:16.331 OWEN
ROW 6	72	1:13.225 HARRISON	98	1:13.770 EDGELL
ROW 5	3	1:12.558 MULLER-DECK	75	1:12.732 BROWN
ROW 4	46	1:11.484 SWIFT	2	1:12.053 VAN ELDIK
ROW 3	44	1:09.309 DE SILVA	4	1:10.236 HOWARD
ROW 2	1	1:08.426 MURPHY	19	1:08.854 HOWELL
ROW 1	21	1:06.218 EDWARDS	18	1:07.115 HOWELL
POLE				

Cars 26, 17, 33, 57 - back of grid
Weather / Track : Sunny / Dry

Silverstone
Circuit Length = 1.6390 miles.
Start: 09:25 End: 09:41

These results are provisional until the conclusion of any judicial and technical matters.

Clerk of Course:	Stewards:	Timekeeper:
------------------	-----------	-------------

Fastest Mini in the World / Xtreme Minis

RACE CLASSIFICATION - RACE 4

POS	NO	CL	NAME	NAT	ENTRY	TIME	LAPS	GAP	MPH	BEST
1	18	D	Matthew HOWELL		Mini Marcos	20:47.464	18		85.28	1:07.614
2	4	D	Andrew HOWARD		BMW Mini	20:52.750	18	5.286	84.92	1:07.146
3	1	X	Barry MURPHY		Mini	21:19.500	18	32.036	83.14	1:08.728
4	26	D	Bill RICHARDS		Mini	21:52.822	18	1:05.358	81.03	1:10.835
5	72	X	Andy HARRISON		Rover Mini	20:51.106	17	1 LAP	80.31	1:11.748
6	3	B	Hans MULLER-DECK		Morris Mini	20:52.611	17	1 LAP	80.21	1:12.102
7	98	X	Mike EDGELL		Mini Cooper	21:01.247	17	1 LAP	79.67	1:12.726
8	2	B	Fred VAN ELDIK		Austin Mini	21:01.906	17	1 LAP	79.62	1:12.036
9	75	X	Paul BROWN		Mini Miglia	21:02.790	17	1 LAP	79.57	1:11.237
10	46	B	Nick SWIFT		Austin Mini Cooper S	21:33.640	17	1 LAP	77.67	1:12.418
11	76	B	Lee McNAIR		Austin Mini	21:36.959	17	1 LAP	77.47	1:14.496
12	6	X	David OWEN		Mini Cooper S	20:59.881	16	2 LAPS	75.07	1:17.061
13	54	A	Christophe F-PIERRET		Morris Cooper S	21:12.475	16	2 LAPS	74.33	1:17.688
14	15	X	Sarah LEVICS		MG Metro	21:25.554	16	2 LAPS	73.57	1:16.564
15	17	A	Steve WHITELEY		Mini Se7en	21:36.278	16	2 LAPS	72.96	1:18.604
16	8	B	Allan RAWLINGS		Rover Mini	22:02.141	16	2 LAPS	71.53	1:19.311
17	33	A	Geoff TAYLOR		Rover Mini 7	21:27.719	15	3 LAPS	68.86	1:23.752

NOT CLASSIFIED

19	X		Julian HOWELL		Rover Mini	8:16.055	7	D.N.F.	83.61	1:08.991
21	D		Pete EDWARDS		Leyland Mini	6:52.665	6	D.N.F.	86.21	1:06.366
44	D		Rohith DE SILVA		Fibex SRE Mini	7:08.562	6	D.N.F.	83.01	1:08.813
23	X		Peter WESTON		MG Metro	8:36.631	6	D.N.F.	68.86	1:21.976
24	B		Paul WESTON		MG Metro	8:56.033	6	D.N.F.	66.37	1:23.948
57	A		Phillip GILLIBRAND		Mini Se7en	10:34.699	6	D.N.F.	56.05	1:22.453

FASTEST LAP

21	D		Pete EDWARDS		Leyland Mini	1:06.366	3	88.90mph	143.08kph
1	X		Barry MURPHY		Mini	1:08.728	4	85.85mph	138.16kph
2	B		Fred VAN ELDIK		Austin Mini	1:12.036	12	81.90mph	131.81kph
54	A		Christophe F-PIERRET		Morris Cooper S	1:17.688	2	75.95mph	122.22kph

Weather / Track : Sunny / Dry

These results are provisional until the conclusion of any judicial and technical matters.

Silverstone
Circuit Length = 1.6390 miles.
Start: 14:59 End: 15:21

Clerk of Course:	Stewards:	Timekeeper:
------------------	-----------	-------------

Fastest Mini in the World / Xtreme Minis LAP CHART - RACE 4

Lap 1			Lap 2			Lap 3			Lap 4			Lap 5		
No	Behind	Laptime	No	Behind	Laptime	No	Behind	Laptime	No	Behind	Laptime	No	Behind	Laptime
21		1:15.124	21		1:07.020	21		1:06.366	21		1:08.606	21		1:08.637
18	1.766	1:16.890	18	2.618	1:07.872	18	3.866	1:07.614	18	3.161	1:07.901	23	1 LAP	1:21.976
1	3.383	1:18.507	4	5.056	1:08.366	4	6.553	1:07.863	4	6.233	1:08.286	18	2.335	1:07.811
4	3.710	1:18.834	1	5.589	1:09.226	1	8.944	1:09.721	57	2 LAPS	2:03.887	8	1 LAP	1:23.564
19	4.544	1:19.668	19	6.736	1:09.212	19	9.865	1:09.495	1	9.066	1:08.728	4	6.145	1:08.549
44	4.640	1:19.764	44	6.849	1:09.229	44	10.357	1:09.874	19	10.250	1:08.991	1	9.828	1:09.399
46	6.924	1:22.048	46	12.322	1:12.418	46	19.669	1:13.713	44	10.564	1:08.813	19	11.395	1:09.782
72	7.463	1:22.587	72	13.043	1:12.600	72	19.752	1:13.075	26	22.788	1:11.645	44	11.545	1:09.618
2	7.788	1:22.912	2	13.414	1:12.646	26	19.749	1:12.509	46	24.243	1:13.180	33	1 LAP	1:26.022
3	8.304	1:23.428	26	13.606	1:10.835	2	20.175	1:13.127	72	24.675	1:13.529	24	1 LAP	1:29.811
98	8.497	1:23.621	3	13.933	1:12.649	3	20.642	1:13.075	2	24.820	1:13.251	57	2 LAPS	1:22.891
26	9.791	1:24.915	98	14.747	1:13.270	98	21.926	1:13.545	3	25.173	1:13.137	26	25.297	1:11.146
6	12.579	1:27.703	57	1 LAP	2:41.235P	76	30.764	1:15.180	98	26.827	1:13.507	2	28.898	1:12.715
76	12.820	1:27.944	76	21.950	1:16.150	6	34.673	1:17.827	76	37.110	1:14.952	72	29.207	1:13.169
54	14.899	1:30.023	6	23.212	1:17.653	54	37.174	1:17.973	6	44.546	1:18.479	46	30.065	1:14.459
15	15.900	1:31.024	54	25.567	1:17.688	15	39.845	1:18.725	54	47.187	1:18.619	3	30.345	1:13.809
17	17.757	1:32.881	15	27.486	1:18.606	17	41.766	1:18.791	15	49.378	1:18.139	98	31.098	1:12.908
8	21.769	1:36.893	17	29.341	1:18.604	75	48.262	1:12.475	75	51.005	1:11.349	76	43.641	1:15.168
23	23.615	1:38.739	8	38.592	1:23.843	8	56.269	1:24.043	17	52.000	1:18.840	75	53.891	1:11.523
33	26.442	1:41.566	23	40.898	1:24.303	23	57.211	1:22.679				6	55.930	1:20.021
24	27.060	1:42.184	75	42.153	1:11.555	33	1:03.741	1:24.636				54	56.750	1:18.200
75	37.618	1:52.742	33	45.471	1:26.049	24	1:04.319	1:23.948				15	58.815	1:18.074
			24	46.737	1:26.697							17	1:02.394	1:19.031

Fastest Mini in the World / Xtreme Minis

LAP CHART - RACE 4

(contd.)

Lap 6			Lap 7			Lap 8			Lap 9			Lap 10		
No	Behind	Laptime	No	Behind	Laptime	No	Behind	Laptime	No	Behind	Laptime	No	Behind	Laptime
21		1:06.912	18		1:08.964	18		1:11.208	18		1:09.285	18		1:08.440
18	3.532	1:08.109	4	2.257	1:07.850	4	1.280	1:10.231	4	1.279	1:09.284	4	0.579	1:07.740
4	6.903	1:07.670	17	1 LAP	1:20.096	6	1 LAP	1:18.521	57	3 LAPS	1:41.699P	76	1 LAP	1:17.950
1	12.576	1:09.660	1	9.598	1:09.518	54	1 LAP	1:19.275	1	10.458	1:11.173	33	2 LAPS	1:25.122
19	13.658	1:09.175	19	10.894	1:09.732	15	1 LAP	1:20.796	6	1 LAP	1:18.720	1	12.692	1:10.674
44	15.897	1:11.264	26	29.994	1:12.739	1	8.570	1:10.180	54	1 LAP	1:19.056	6	1 LAP	1:17.900
23	1 LAP	1:23.408	23	1 LAP	1:25.526	17	1 LAP	1:19.901	15	1 LAP	1:19.513	54	1 LAP	1:18.954
8	1 LAP	1:22.986	8	1 LAP	1:25.800	26	31.191	1:12.405	17	1 LAP	1:20.748	15	1 LAP	1:18.422
26	29.751	1:11.366	72	37.460	1:13.701	72	40.376	1:14.124	26	39.863	1:17.957	17	1 LAP	1:19.963
33	1 LAP	1:24.386	2	37.654	1:15.754	2	40.533	1:14.087	2	45.840	1:14.592	26	42.691	1:11.268
2	34.396	1:12.410	3	37.938	1:13.766	3	41.315	1:14.585	3	46.600	1:14.570	2	49.876	1:12.476
24	1 LAP	1:25.235	98	38.766	1:14.119	8	1 LAP	1:20.817	72	47.273	1:16.182	3	50.279	1:12.119
72	36.255	1:13.960	33	1 LAP	1:24.949	98	41.711	1:14.153	98	47.942	1:15.516	72	50.581	1:11.748
3	36.668	1:13.235	57	2 LAPS	1:22.453	46	53.724	1:15.674	8	1 LAP	1:22.382	98	52.927	1:13.425
98	37.143	1:12.957	46	49.258	1:20.273	33	1 LAP	1:24.096	46	59.385	1:14.946	46	1:05.819	1:14.874
57	2 LAPS	1:22.534	24	1 LAP	1:28.158	75	59.627	1:12.691	75	1:02.285	1:11.943	75	1:06.073	1:12.228
46	41.481	1:18.328	76	56.023	1:16.118	76	1:00.989	1:16.174						
76	52.401	1:15.672	75	58.144	1:12.051									
75	58.589	1:11.610												
6	1:06.871	1:17.853												
54	1:08.617	1:18.779												
15	1:09.929	1:18.026												

**Fastest Mini in the World / Xtreme Minis
LAP CHART - RACE 4**

(contd.)

Lap 11			Lap 12			Lap 13			Lap 14			Lap 15		
No	Behind	Laptime	No	Behind	Laptime	No	Behind	Laptime	No	Behind	Laptime	No	Behind	Laptime
18		1:07.654	18		1:08.388	18		1:07.901	18		1:09.523	18		1:09.424
8	2 LAPS	1:21.528	4	0.961	1:09.242	4	0.206	1:07.146	17	2 LAPS	1:19.835	98	1 LAP	1:14.801
4	0.107	1:07.182	75	1 LAP	1:12.539	75	1 LAP	1:11.700	4	8.050	1:17.367	4	9.342	1:10.716
76	1 LAP	1:15.216	46	1 LAP	1:16.278	46	1 LAP	1:20.569	75	1 LAP	1:12.382	17	2 LAPS	1:20.413
1	15.703	1:10.665	8	2 LAPS	1:19.941	1	19.245	1:09.570	1	20.121	1:10.399	75	1 LAP	1:11.576
33	2 LAPS	1:25.092	76	1 LAP	1:14.763	76	1 LAP	1:16.721	46	1 LAP	1:15.289	1	21.598	1:10.901
6	1 LAP	1:18.058	1	17.576	1:10.261	8	2 LAPS	1:20.486	76	1 LAP	1:15.239	46	1 LAP	1:16.062
54	1 LAP	1:18.740	33	2 LAPS	1:24.025	6	1 LAP	1:17.061	8	2 LAPS	1:19.515	76	1 LAP	1:14.797
15	1 LAP	1:17.304	6	1 LAP	1:17.918	26	52.506	1:11.101	26	54.244	1:11.261	8	2 LAPS	1:20.344
26	46.328	1:11.291	54	1 LAP	1:19.049	33	2 LAPS	1:24.947	6	1 LAP	1:17.729	26	1:02.058	1:17.238
17	1 LAP	1:19.564	15	1 LAP	1:17.787	15	1 LAP	1:16.564	15	1 LAP	1:19.846	6	1 LAP	1:18.283
72	54.858	1:11.931	26	49.306	1:11.366	54	1 LAP	1:19.902	72	1:05.986	1:12.614	72	1:09.433	1:12.871
3	55.392	1:12.767	17	1 LAP	1:19.657	72	1:02.895	1:11.918	3	1:06.964	1:12.752			
2	56.543	1:14.321	72	58.878	1:12.408	3	1:03.735	1:12.530	54	1 LAP	1:18.708			
98	58.013	1:12.740	3	59.106	1:12.102	2	1:05.047	1:12.757	33	2 LAPS	1:25.038			
			2	1:00.191	1:12.036	98	1:07.706	1:13.256	2	1:08.477	1:12.953			
			98	1:02.351	1:12.726									

Fastest Mini in the World / Xtreme Minis


LAP CHART - RACE 4

(contd.)

Lap 16			Lap 17			Lap 18			Lap 19			Lap 20		
No	Behind	Laptime	No	Behind	Laptime	No	Behind	Laptime	No	Behind	Laptime	No	Behind	Laptime
18		1:09.724	18		1:09.506	18		1:11.250						
3	1 LAP	1:13.672	72	1 LAP	1:12.186	72	1 LAP	1:12.503						
2	1 LAP	1:14.063	3	1 LAP	1:12.285	3	1 LAP	1:12.130						
54	2 LAPS	1:18.596	6	2 LAPS	1:18.534	4	5.286	1:09.499						
98	1 LAP	1:13.248	4	7.037	1:08.926	6	2 LAPS	1:17.621						
15	2 LAPS	1:21.248	2	1 LAP	1:13.834	98	1 LAP	1:13.710						
4	7.617	1:07.999	98	1 LAP	1:13.745	2	1 LAP	1:17.972						
33	3 LAPS	1:23.752	75	1 LAP	1:11.655	75	1 LAP	1:11.237						
75	1 LAP	1:11.534	54	2 LAPS	1:19.169	54	2 LAPS	1:19.744						
17	2 LAPS	1:20.758	15	2 LAPS	1:24.347	1	32.036	1:14.394						
1	24.079	1:12.205	33	3 LAPS	1:23.782	15	2 LAPS	1:27.133						
46	1 LAP	1:14.787	1	28.892	1:14.319	33	3 LAPS	1:24.257						
76	1 LAP	1:14.496	17	2 LAPS	1:25.544	46	1 LAP	1:15.790						
8	2 LAPS	1:19.971	46	1 LAP	1:14.952	17	2 LAPS	1:21.652						
26	1:03.973	1:11.639	76	1 LAP	1:14.853	76	1 LAP	1:15.566						
			26	1:05.718	1:11.251	26	1:05.358	1:10.890						
			8	2 LAPS	1:20.717	8	2 LAPS	1:19.311						

**Fastest Mini in the World / Xtreme Minis
GRID FOR RACE 17**

ROW 12	57	GILLIBRAND	
ROW 11	23	WESTON	24 WESTON
ROW 10	21	EDWARDS	44 DE SILVA
ROW 9	33	TAYLOR	19 HOWELL
ROW 8	17	WHITELEY	8 RAWLINGS
ROW 7	54	F-PIERRET	15 LEVICS
ROW 6	76	McNAIR	6 OWEN
ROW 5	75	BROWN	46 SWIFT
ROW 4	98	EDGELL	2 VAN ELDIK
ROW 3	72	HARRISON	3 MULLER-DECK
ROW 2	1	MURPHY	26 RICHARDS
ROW 1	18	HOWELL	4 HOWARD
POLE			



Weather / Track : Sunny / Dry
These results are provisional until the conclusion of any judicial and technical matters.

Silverstone
 Circuit Length = 1.6390 miles.
 Start: 14:59 End: 15:21

Clerk of Course:	Stewards:	Timekeeper:
------------------	-----------	-------------

Fastest Mini in the World / Xtreme Minis

RACE CLASSIFICATION - RACE 17

POS	NO	CL	NAME	NAT	ENTRY	TIME	LAPS	GAP	MPH	BEST
1	21	D	Pete EDWARDS		Leyland Mini	15:47.385	14		87.37	1:05.266
2	18	D	Matthew HOWELL		Mini Marcos	16:18.714	14	31.329	84.58	1:07.802
3	4	D	Andrew HOWARD		BMW Mini	16:22.268	14	34.883	84.27	1:07.436
4	1	X	Barry MURPHY		Mini	16:24.118	14	36.733	84.11	1:09.011
5	19	X	Julian HOWELL		Rover Mini	16:30.351	14	42.966	83.58	1:09.351
6	26	D	Bill RICHARDS		Mini	16:30.905	14	43.520	83.54	1:09.596
7	75	X	Paul BROWN		Mini Miglia	16:52.836	14	1:05.451	81.73	1:10.750
8	7		Phil ANNING		Mini Miglia	16:53.808	14	1:06.423	81.65	1:10.957
9	72	X	Andy HARRISON		Rover Mini	15:50.384	13	1 LAP	80.89	1:11.725
10	3	B	Hans MULLER-DECK		Morris Mini	15:50.531	13	1 LAP	80.88	1:11.358
11	98	X	Mike EDGELL		Mini Cooper	15:50.701	13	1 LAP	80.86	1:11.467
12	2	B	Fred VAN ELDIK		Austin Mini	15:59.463	13	1 LAP	80.13	1:11.745
13	76	B	Lee McNAIR		Austin Mini	16:00.093	13	1 LAP	80.07	1:12.126
14	15	X	Sarah LEVICS		MG Metro	17:00.154	13	1 LAP	75.36	1:16.640
15	6	X	David OWEN		Mini Cooper S	17:02.009	13	1 LAP	75.22	1:16.507
16	8	B	Allan RAWLINGS		Rover Mini	17:02.185	13	1 LAP	75.21	1:15.664
17	54	A	Christophe F-PIERRET		Morris Cooper S	15:54.079	12	2 LAPS	74.39	1:18.194
18	17	A	Steve WHITELEY		Mini Se7en	16:14.474	12	2 LAPS	72.84	1:19.243
19	24	B	Paul WESTON		MG Metro	17:00.532	12	2 LAPS	69.55	1:20.969

NOT CLASSIFIED

57	A		Phillip GILLIBRAND		Mini Se7en	11:33.611	8	D.N.F.	68.30	1:22.561
23	X		Peter WESTON		MG Metro	8:15.351	6	D.N.F.	71.82	1:19.345

FASTEST LAP

21	D		Pete EDWARDS		Leyland Mini	1:05.266	3	90.40mph	145.49kph
1	X		Barry MURPHY		Mini	1:09.011	12	85.49mph	137.59kph
7			Phil ANNING		Mini Miglia	1:10.957	12	83.15mph	133.82kph
3	B		Hans MULLER-DECK		Morris Mini	1:11.358	10	82.68mph	133.07kph
54	A		Christophe F-PIERRET		Morris Cooper S	1:18.194	3	75.45mph	121.43kph

Weather / Track : Bright / Dry

These results are provisional until the conclusion of any judicial and technical matters.

Silverstone
Circuit Length = 1.6390 miles.
Start: 16:01 End: 16:18

Clerk of Course:	Stewards:	Timekeeper:
------------------	-----------	-------------

Fastest Mini in the World / Xtreme Minis

LAP CHART - RACE 17

Lap 1			Lap 2			Lap 3			Lap 4			Lap 5		
No	Behind	Laptime	No	Behind	Laptime	No	Behind	Laptime	No	Behind	Laptime	No	Behind	Laptime
4		1:15.353	4		1:07.883	21		1:05.266	21		1:05.654	21		1:06.598
18	1.237	1:16.590	18	1.206	1:07.852	4	1.279	1:07.954	18	4.828	1:08.149	24	1 LAP	1:22.599
1	2.054	1:17.407	21	1.409	1:05.464	18	2.333	1:07.802	4	7.267	1:11.642	57	1 LAP	1:26.815
26	3.702	1:19.055	1	3.288	1:09.117	1	7.130	1:10.517	1	11.686	1:10.210	18	7.195	1:08.965
21	3.828	1:19.181	26	5.509	1:09.690	26	8.830	1:09.996	19	13.384	1:09.495	4	9.730	1:09.061
75	4.437	1:19.790	19	6.513	1:09.351	19	9.543	1:09.705	26	13.523	1:10.347	1	15.740	1:10.652
19	5.045	1:20.398	75	7.304	1:10.750	75	11.441	1:10.812	75	17.529	1:11.742	19	16.662	1:09.876
72	6.467	1:21.820	72	10.626	1:12.042	72	16.838	1:12.887	72	24.064	1:12.880	26	17.153	1:10.228
98	7.063	1:22.416	98	11.752	1:12.572	98	16.939	1:11.862	98	24.502	1:13.217	75	23.189	1:12.258
2	7.274	1:22.627	2	13.627	1:14.236	7	19.291	1:11.105	7	24.639	1:11.002	7	29.614	1:11.573
76	8.412	1:23.765	76	14.774	1:14.245	2	19.908	1:12.956	76	27.107	1:12.411	72	30.156	1:12.690
7	8.985	1:24.338	7	14.861	1:13.759	76	20.350	1:12.251	3	27.432	1:11.526	98	30.546	1:12.642
3	11.855	1:27.208	3	16.857	1:12.885	3	21.560	1:11.378	2	31.572	1:17.318	3	33.112	1:12.278
6	12.968	1:28.321	54	23.642	1:18.432	54	35.161	1:18.194	54	47.908	1:18.401	76	34.158	1:13.649
54	13.093	1:28.446	6	23.992	1:18.907	6	35.588	1:18.271	6	48.119	1:18.185	2	38.041	1:13.067
8	14.916	1:30.269	15	24.941	1:17.076	15	35.849	1:17.583	15	48.647	1:18.452	6	1:00.386	1:18.865
15	15.748	1:31.101	8	25.895	1:18.862	8	37.589	1:18.369	8	49.786	1:17.851	54	1:00.466	1:19.156
17	17.360	1:32.713	17	28.840	1:19.363	17	41.958	1:19.793	17	56.580	1:20.276	15	1:00.758	1:18.709
23	18.516	1:33.869	23	30.470	1:19.837	23	43.140	1:19.345	23	56.863	1:19.377	8	1:01.383	1:18.195
57	20.319	1:35.672	57	35.408	1:22.972	57	51.294	1:22.561						
24	22.304	1:37.657	24	38.995	1:24.574	24	55.402	1:23.082						

Fastest Mini in the World / Xtreme Minis

LAP CHART - RACE 17

(contd.)

Lap 6			Lap 7			Lap 8			Lap 9			Lap 10		
No	Behind	Laptime	No	Behind	Laptime	No	Behind	Laptime	No	Behind	Laptime	No	Behind	Laptime
21		1:07.489	21		1:06.598	21		1:07.526	21		1:06.543	21		1:06.553
23	1 LAP	1:20.509	15	1 LAP	1:17.610	18	11.048	1:08.300	18	12.987	1:08.482	24	2 LAPS	1:21.925
17	1 LAP	1:21.413	54	1 LAP	1:18.497	4	11.845	1:08.737	15	1 LAP	1:16.937	18	16.391	1:09.957
18	8.360	1:08.654	6	1 LAP	1:18.743	15	1 LAP	1:16.985	1	27.252	1:10.279	57	2 LAPS	1:25.036
4	9.677	1:07.436	8	1 LAP	1:18.006	54	1 LAP	1:18.361	6	1 LAP	1:18.135	4	30.040	1:08.801
1	17.804	1:09.553	18	10.274	1:08.512	6	1 LAP	1:18.567	4	27.792	1:22.490	1	30.687	1:09.988
19	19.187	1:10.014	4	10.634	1:07.555	8	1 LAP	1:19.041	54	1 LAP	1:19.156	19	32.620	1:10.273
26	19.260	1:09.596	17	1 LAP	1:19.813	1	23.516	1:10.281	19	28.900	1:09.949	26	33.662	1:10.485
24	1 LAP	1:24.830	23	1 LAP	1:22.414	19	25.494	1:10.458	26	29.730	1:10.414	15	1 LAP	1:17.950
57	1 LAP	1:26.726	1	20.761	1:09.555	26	25.859	1:10.018	8	1 LAP	1:19.472	6	1 LAP	1:16.668
75	27.837	1:12.137	19	22.562	1:09.973	17	1 LAP	1:20.179	75	44.014	1:12.063	8	1 LAP	1:17.188
7	33.692	1:11.567	26	23.367	1:10.705	75	38.494	1:12.578	17	1 LAP	1:21.074	54	1 LAP	1:18.832
72	34.392	1:11.725	75	33.442	1:12.203	7	42.291	1:11.398	7	47.236	1:11.488	75	49.120	1:11.659
98	35.250	1:12.193	7	38.419	1:11.325	72	44.497	1:12.067	72	50.328	1:12.374	7	52.037	1:11.354
3	37.543	1:11.920	72	39.956	1:12.162	98	45.492	1:12.352	98	50.416	1:11.467	72	56.348	1:12.573
76	39.489	1:12.820	98	40.666	1:12.014	3	46.877	1:11.829	3	51.821	1:11.487	98	56.468	1:12.605
2	43.515	1:12.963	24	1 LAP	1:24.559	76	52.186	1:13.313	76	58.828	1:13.185	3	56.626	1:11.358
			3	42.574	1:11.629	2	55.079	1:13.023	2	1:01.004	1:12.468	17	1 LAP	1:19.803
			76	46.399	1:13.508	24	1 LAP	1:22.648				76	1:06.002	1:13.727
			57	1 LAP	1:28.068	57	1 LAP	1:25.761						
			2	49.582	1:12.665									

Fastest Mini in the World / Xtreme Minis

LAP CHART - RACE 17

(contd.)

Lap 11			Lap 12			Lap 13			Lap 14			Lap 15		
No	Behind	Laptime	No	Behind	Laptime	No	Behind	Laptime	No	Behind	Laptime	No	Behind	Laptime
21		1:06.305	21		1:06.922	21		1:07.280	21		1:10.006			
2	1 LAP	1:12.208	17	2 LAPS	1:20.504	3	1 LAP	1:11.917	72	1 LAP	1:13.324			
18	21.050	1:10.964	2	1 LAP	1:11.745	98	1 LAP	1:13.000	3	1 LAP	1:12.639			
24	2 LAPS	1:26.615	76	1 LAP	1:12.627	2	1 LAP	1:11.857	98	1 LAP	1:12.003			
4	32.745	1:09.010	18	25.389	1:11.261	76	1 LAP	1:12.126	54	2 LAPS	1:19.070			
1	33.480	1:09.098	4	34.550	1:08.727	17	2 LAPS	1:19.243	2	1 LAP	1:12.330			
19	36.111	1:09.796	1	35.569	1:09.011	18	29.003	1:10.894	76	1 LAP	1:12.466			
26	37.321	1:09.964	19	39.345	1:10.156	4	36.021	1:08.751	17	2 LAPS	1:20.300			
15	1 LAP	1:16.716	26	40.938	1:10.539	1	37.665	1:09.376	18	31.329	1:12.332			
6	1 LAP	1:16.929	24	2 LAPS	1:27.587	19	42.265	1:10.200	4	34.883	1:08.868			
8	1 LAP	1:16.280	15	1 LAP	1:17.052	26	43.457	1:09.799	1	36.733	1:09.074			
54	1 LAP	1:18.801	6	1 LAP	1:17.258	24	2 LAPS	1:23.487	19	42.966	1:10.707			
75	54.103	1:11.288	75	59.290	1:12.109	75	1:03.291	1:11.281	26	43.520	1:10.069			
7	57.150	1:11.418	8	1 LAP	1:16.342	7	1:05.179	1:11.274	75	1:05.451	1:12.166			
72	1:02.001	1:11.958	7	1:01.185	1:10.957	15	1 LAP	1:16.640	7	1:06.423	1:11.250			
98	1:02.521	1:12.358	54	1 LAP	1:18.733	6	1 LAP	1:16.507	15	1 LAP	1:17.343			
3	1:02.798	1:12.477	72	1:06.961	1:11.882	8	1 LAP	1:15.664	24	2 LAPS	1:20.969			
									6	1 LAP	1:16.653			
									8	1 LAP	1:16.646			

BRDC Single Seater Championship

QUALIFYING

POS	NO	CL	NAME	NAT	ENTRY	TIME	LAPS	GAP	MPH
1	3	01	Karl MOON		Van Diemen	1:02.733	13		94.05
2	9	01	Richard KEEN		Van Diemen	1:02.917	13	0.184	93.78
3	2	01	Matt SHAWYER		Van Diemen	1:03.067	11	0.334	93.55
4	1	01	Andrew BENTLEY		Van Diemen	1:03.185	13	0.452	93.38
5	15	01	Sam MAHER-LOUGHNAN		Van Diemen	1:03.349	14	0.616	93.14
6	7	01	Aaron STROUD		Van Diemen	1:03.350	11	0.617	93.14
7	11	01	Alex WATERS		Van Diemen	1:03.890	13	1.157	92.35
8	14	01	Chris WARE		Van Diemen	1:03.986	14	1.253	92.21
9	5	01	David DICKENSON		Van Diemen	1:04.021	14	1.288	92.16
10	4	01	Ben EVANS		Van Diemen	1:04.279	11	1.546	91.79
11	6	01	Chris BURRELL		Van Diemen	1:04.409	13	1.676	91.60
12	25	02	Mike MOYERS		Zeus	1:05.911	10	3.178	89.52
13	29	02	Jonathan BAKER		Zeus	1:06.453	13	3.720	88.79
14	30	02	Tom RAWLES		Zeus	1:06.758	13	4.025	88.38
15	21	02	Alex GOULDEN		Zeus SC1	1:06.845	13	4.112	88.27
16	8	01	Joshua SOUTHALL		Van Diemen	1:07.192	4	4.459	87.81

Weather / Track : Sunny / Dry

These results are provisional until the conclusion of any judicial and technical matters.

Silverstone
Circuit Length = 1.6390 miles.
Start: 09:45 End: 10:01

Clerk of Course:	Stewards:	Timekeeper:
------------------	-----------	-------------

BRDC Single Seater Championship

QUALIFYING - LAP ANALYSIS

1	Andrew BENTLEY	Van Diemen
1 -	7:28.327	6 - 1:05.266
2 -	1:05.696	7 - 1:06.955
3 -	1:09.508	8 - 1:06.873
4 -	1:05.984	9 - 1:03.185
5 -	1:03.457	10 - 1:03.792
11 -	1:20.821	
12 -	1:04.989	
13 -	1:16.412P	
2	Matt SHAWYER	Van Diemen
1 -	7:20.362	6 - 1:03.067
2 -	1:04.634	7 - 1:19.722
3 -	1:26.076	8 - 1:03.175
4 -	1:03.914	9 - 1:03.235
5 -	1:03.417	10 - 1:13.114
11 -	1:22.591P	
3	Karl MOON	Van Diemen
1 -	7:17.711	6 - 1:02.735
2 -	1:07.427	7 - 1:10.188
3 -	1:17.809	8 - 1:03.825
4 -	1:08.201	9 - 1:02.733
5 -	1:03.027	10 - 1:03.074
11 -	1:26.375	
12 -	1:04.426	
13 -	1:03.030	
4	Ben EVANS	Van Diemen
1 -	7:23.364	6 - 1:05.635
2 -	1:06.179	7 - 1:05.963
3 -	1:06.082	8 - 1:04.369
4 -	1:04.794	9 - 1:04.279
5 -	1:06.286	10 - 1:08.268
11 -	1:06.333	
5	David DICKENSON	Van Diemen
1 -	7:20.908	6 - 1:04.209
2 -	1:09.078	7 - 1:04.669
3 -	1:06.630	8 - 1:05.076
4 -	1:06.015	9 - 1:05.124
5 -	1:04.907	10 - 1:04.662
11 -	1:07.033	
12 -	1:05.073	
13 -	1:04.021	
14 -	1:05.750	
6	Chris BURRELL	Van Diemen
1 -	7:31.857	6 - 1:04.409
2 -	1:08.965	7 - 1:04.621
3 -	1:11.338	8 - 1:11.888
4 -	1:05.429	9 - 1:05.935
5 -	1:04.724	10 - 1:08.318
11 -	1:08.935	
12 -	1:08.517	
13 -	1:04.687	
7	Aaron STROUD	Van Diemen
1 -	7:10.588	6 - 1:03.350
2 -	1:25.732	7 - 1:04.400
3 -	1:08.682	8 - 1:07.313
4 -	1:10.885	9 - 1:03.684
5 -	1:03.468	10 - 1:05.904
11 -	1:25.360P	

BRDC Single Seater Championship

QUALIFYING - LAP ANALYSIS

(contd.)

8	Joshua SOUTHALL	Van Diemen
1 - 7:26.157 2 - 7:11.982 3 - 1:07.192 4 - 1:16.572		
9	Richard KEEN	Van Diemen
1 - 7:12.469 6 - 1:03.538 11 - 1:05.783 2 - 1:14.198 7 - 1:03.153 12 - 1:04.136 3 - 1:04.711 8 - 1:02.917 13 - 1:03.131 4 - 1:03.522 9 - 1:13.261P 5 - 1:03.319 10 - 2:00.609		
11	Alex WATERS	Van Diemen
1 - 7:28.740 6 - 1:04.063 11 - 1:12.681 2 - 1:06.174 7 - 1:09.325 12 - 1:14.021 3 - 1:07.680 8 - 1:04.133 13 - 1:05.048 4 - 1:05.782 9 - 1:04.583 5 - 1:04.166 10 - 1:03.890		
14	Chris WARE	Van Diemen
1 - 7:22.776 6 - 1:05.811 11 - 1:05.946 2 - 1:05.502 7 - 1:06.322 12 - 1:05.625 3 - 1:06.242 8 - 1:04.872 13 - 1:03.986 4 - 1:05.530 9 - 1:04.012 14 - 1:05.126 5 - 1:05.095 10 - 1:06.011		
15	Sam MAHER-LOUGHNAN	Van Diemen
1 - 7:14.006 6 - 1:03.669 11 - 1:07.900 2 - 1:05.106 7 - 1:03.961 12 - 1:03.936 3 - 1:05.190 8 - 1:04.678 13 - 1:04.020 4 - 1:04.761 9 - 1:04.117 14 - 1:04.307 5 - 1:04.114 10 - 1:03.349		
21	Alex GOULDEN	Zeus SC1
1 - 7:42.247 6 - 1:07.503 11 - 1:14.268 2 - 1:08.595 7 - 1:07.259 12 - 1:07.975 3 - 1:07.568 8 - 1:06.845 13 - 1:07.327 4 - 1:07.579 9 - 1:08.324 5 - 1:06.969 10 - 1:07.629		
25	Mike MOYERS	Zeus
1 - 7:52.995 6 - 1:06.506 2 - 1:08.773 7 - 1:15.491 3 - 1:07.097 8 - 1:06.130 4 - 1:06.572 9 - 1:05.911 5 - 1:06.288 10 - 1:22.267P		


BRDC Single Seater Championship QUALIFYING - LAP ANALYSIS

(contd.)

29	Jonathan BAKER	Zeus
1 - 7:48.937	6 - 1:06.763	11 - 1:06.897
2 - 1:11.614	7 - 1:07.505	12 - 1:10.903
3 - 1:09.720	8 - 1:17.630	13 - 1:06.453
4 - 1:06.831	9 - 1:06.737	
5 - 1:06.643	10 - 1:11.703	
30	Tom RAWLES	Zeus
1 - 7:39.043	6 - 1:06.851	11 - 1:07.701
2 - 1:09.626	7 - 1:06.874	12 - 1:07.193
3 - 1:08.145	8 - 1:07.066	13 - 1:06.935
4 - 1:07.307	9 - 1:06.860	
5 - 1:06.758	10 - 1:07.738	

BRDC Single Seater Championship

GRID FOR RACE 1

ROW 8	21	1:06.845 GOULDEN	8	1:07.192 SOUTHALL
ROW 7	29	1:06.453 BAKER	30	1:06.758 RAWLES
ROW 6	6	1:04.409 BURRELL	25	1:05.911 MOYERS
ROW 5	5	1:04.021 DICKENSON	4	1:04.279 EVANS
ROW 4	11	1:03.890 WATERS	14	1:03.986 WARE
ROW 3	15	1:03.349 MAHER-LOUGHNAN	7	1:03.350 STROUD
ROW 2	2	1:03.067 SHAWYER	1	1:03.185 BENTLEY
ROW 1	3	1:02.733 MOON	9	1:02.917 KEEN
POLE				
				

Weather / Track : Sunny / Dry

These results are provisional until the conclusion of any judicial and technical matters.

Silverstone
Circuit Length = 1.6390 miles.
Start: 09:45 End: 10:01

Clerk of Course:	Stewards:	Timekeeper:
------------------	-----------	-------------

BRDC Single Seater Championship

RACE CLASSIFICATION - RACE 1

POS	NO	CL	NAME	NAT	ENTRY	TIME	LAPS	GAP	MPH	BEST
1	3	01	Karl MOON		Van Diemen	20:10.273	19		92.77	1:02.946
2	9	01	Richard KEEN		Van Diemen	20:11.893	19	1.620	92.65	1:03.013
3	2	01	Matt SHAWYER		Van Diemen	20:23.115	19	12.842	91.80	1:03.040
4	1	01	Andrew BENTLEY		Van Diemen	20:23.262	19	12.989	91.79	1:03.154
5	7	01	Aaron STROUD		Van Diemen	20:23.606	19	13.333	91.76	1:02.904
6	11	01	Alex WATERS		Van Diemen	20:34.843	19	24.570	90.93	1:04.055
7	5	01	David DICKENSON		Van Diemen	20:37.441	19	27.168	90.73	1:04.093
8	14	01	Chris WARE		Van Diemen	20:47.838	19	37.565	89.98	1:03.469
9	4	01	Ben EVANS		Van Diemen	20:48.296	19	38.023	89.95	1:03.838
10	25	02	Mike MOYERS		Zeus	21:07.470	19	57.197	88.58	1:05.608
11	29	02	Jonathan BAKER		Zeus	21:14.054	19	1:03.781	88.13	1:06.127
12	8	01	Joshua SOUTHALL		Van Diemen	20:33.973	18	1 LAP	86.21	1:04.896
13	30	02	Tom RAWLES		Zeus	20:35.253	18	1 LAP	86.12	1:07.630
14	21	02	Alex GOULDEN		Zeus SC1	20:42.160	18	1 LAP	85.64	1:07.432
15	15	01	Sam MAHER-LOUGHNAN		Van Diemen	21:20.052	18	1 LAP	83.10	1:02.806
16	6	01	Chris BURRELL		Van Diemen	20:17.389	17	2 LAPS	82.54	1:05.117

FASTEST LAP								
15	01	Sam MAHER-LOUGHNAN		Van Diemen	1:02.806	6	93.94mph	151.19kph
25	02	Mike MOYERS		Zeus	1:05.608	2	89.93mph	144.73kph

Weather / Track : Sunny / Dry

These results are provisional until the conclusion of any judicial and technical matters.

Silverstone
Circuit Length = 1.6390 miles.
Start: 13:24 End: 13:45

Clerk of Course:	Stewards:	Timekeeper:
------------------	-----------	-------------

BRDC Single Seater Championship

LAP CHART - RACE 1

Lap 1			Lap 2			Lap 3			Lap 4			Lap 5		
No	Behind	Laptime	No	Behind	Laptime	No	Behind	Laptime	No	Behind	Laptime	No	Behind	Laptime
3		1:11.480	3		1:03.255	3		1:03.130	3		1:03.196	3		1:03.228
9	0.481	1:11.961	9	0.621	1:03.395	9	0.819	1:03.328	7	1.208	1:03.207	7	0.942	1:02.962
7	0.944	1:12.424	7	0.908	1:03.219	7	1.197	1:03.419	9	1.371	1:03.748	9	1.317	1:03.174
2	1.132	1:12.612	2	1.065	1:03.188	2	1.302	1:03.367	2	1.483	1:03.377	2	1.539	1:03.284
1	1.359	1:12.839	1	1.959	1:03.855	1	2.216	1:03.387	1	2.244	1:03.224	1	2.170	1:03.154
15	1.984	1:13.464	15	2.689	1:03.960	15	2.652	1:03.093	15	2.455	1:02.999	15	2.581	1:03.354
4	2.236	1:13.716	14	3.333	1:04.221	14	3.691	1:03.488	14	3.964	1:03.469	14	4.720	1:03.984
14	2.367	1:13.847	4	3.652	1:04.671	4	4.547	1:04.025	11	5.994	1:04.194	11	6.826	1:04.060
11	2.951	1:14.431	11	4.071	1:04.375	11	4.996	1:04.055	4	6.235	1:04.884	4	7.063	1:04.056
5	3.350	1:14.830	6	5.746	1:05.300	5	7.830	1:05.005	5	9.478	1:04.844	5	10.593	1:04.343
6	3.701	1:15.181	5	5.955	1:05.860	6	8.306	1:05.690	6	10.502	1:05.392	25	15.311	1:06.237
25	4.418	1:15.898	25	6.771	1:05.608	25	9.539	1:05.898	25	12.302	1:05.959	29	19.424	1:06.742
29	5.625	1:17.105	29	9.017	1:06.647	29	12.418	1:06.531	29	15.910	1:06.688	6	21.503	1:14.229P
30	6.894	1:18.374	30	11.727	1:08.088	30	16.357	1:07.760	30	20.845	1:07.684	30	25.943	1:08.326
21	8.168	1:19.648	21	13.573	1:08.660	21	18.643	1:08.200	21	23.796	1:08.349	21	28.602	1:08.034
8	42.637	1:54.117	8	45.285	1:05.903	8	47.538	1:05.383	8	50.033	1:05.691	8	52.012	1:05.207

BRDC Single Seater Championship

LAP CHART - RACE 1

(contd.)

Lap 6			Lap 7			Lap 8			Lap 9			Lap 10		
No	Behind	Laptime	No	Behind	Laptime	No	Behind	Laptime	No	Behind	Laptime	No	Behind	Laptime
3		1:03.296	3		1:03.243	3		1:03.286	3		1:02.946	3		1:03.458
7	0.550	1:02.904	7	0.546	1:03.239	7	1.195	1:03.935	9	2.766	1:03.886	9	2.623	1:03.315
9	1.596	1:03.575	9	1.830	1:03.477	9	1.826	1:03.282	7	3.025	1:04.776	2	3.736	1:04.013
2	1.829	1:03.586	2	2.207	1:03.621	2	1.961	1:03.040	2	3.181	1:04.166	15	3.844	1:04.026
15	2.091	1:02.806	15	2.573	1:03.725	15	2.421	1:03.134	15	3.276	1:03.801	1	4.379	1:04.105
1	2.595	1:03.721	1	3.020	1:03.668	1	3.108	1:03.374	1	3.732	1:03.570	7	6.214	1:06.647
14	5.920	1:04.496	6	1 LAP	1:49.944P	4	9.837	1:04.398	4	11.772	1:04.881	4	12.978	1:04.664
4	7.751	1:03.984	14	7.177	1:04.500	11	10.266	1:04.613	11	12.211	1:04.891	11	13.440	1:04.687
11	8.044	1:04.514	4	8.725	1:04.217	5	14.003	1:04.303	5	15.406	1:04.349	5	16.224	1:04.276
5	11.897	1:04.600	11	8.939	1:04.138	14	19.210	1:15.319	14	21.387	1:05.123	14	22.357	1:04.428
25	18.367	1:06.352	5	12.986	1:04.332	25	24.724	1:06.398	25	27.945	1:06.167	25	30.575	1:06.088
29	22.835	1:06.707	25	21.612	1:06.488	29	29.468	1:06.644	29	33.057	1:06.535	29	36.154	1:06.555
30	30.705	1:08.058	29	26.110	1:06.518	30	39.791	1:07.946	30	44.649	1:07.804	6	1 LAP	1:05.166
21	33.077	1:07.771	30	35.131	1:07.669	21	41.719	1:07.626	21	46.761	1:07.988	30	49.632	1:08.441
8	54.020	1:05.304	21	37.379	1:07.545	6	1 LAP	1:43.406	6	1 LAP	1:05.713	21	51.703	1:08.400
			8	56.087	1:05.310	8	58.386	1:05.585	8	1:00.728	1:05.288			

BRDC Single Seater Championship

LAP CHART - RACE 1

(contd.)

Lap 11			Lap 12			Lap 13			Lap 14			Lap 15		
No	Behind	Laptime	No	Behind	Laptime	No	Behind	Laptime	No	Behind	Laptime	No	Behind	Laptime
3		1:03.599	3		1:03.336	3		1:03.196	3		1:03.379	3		1:03.270
8	1 LAP	1:08.054	9	2.024	1:03.323	9	1.984	1:03.156	21	1 LAP	1:07.909	9	2.000	1:03.631
9	2.037	1:03.013	1	5.129	1:03.646	2	5.835	1:03.699	9	1.639	1:03.034	30	1 LAP	1:07.630
1	4.819	1:04.039	2	5.332	1:03.521	1	5.911	1:03.978	2	7.434	1:04.978	21	1 LAP	1:08.197
2	5.147	1:05.010	7	6.664	1:03.308	7	7.082	1:03.614	7	7.563	1:03.860	7	8.554	1:04.261
15	5.240	1:04.995	15	6.826	1:04.922	15	10.477	1:06.847	1	7.719	1:05.187	1	8.738	1:04.289
7	6.692	1:04.077	8	1 LAP	1:09.208	8	1 LAP	1:06.650	8	1 LAP	1:05.986	2	8.883	1:04.719
11	14.706	1:04.865	11	15.893	1:04.523	11	16.990	1:04.293	15	15.595	1:08.497	8	1 LAP	1:05.745
5	17.169	1:04.544	5	17.968	1:04.135	5	18.865	1:04.093	11	18.023	1:04.412	11	19.396	1:04.643
14	23.172	1:04.414	14	24.027	1:04.191	14	25.171	1:04.340	5	19.925	1:04.439	5	21.277	1:04.622
4	27.223	1:17.844	4	28.875	1:04.988	4	30.446	1:04.767	14	26.157	1:04.365	15	22.448	1:10.123
25	33.351	1:06.375	25	36.180	1:06.165	25	39.172	1:06.188	4	32.068	1:05.001	14	26.990	1:04.103
29	38.965	1:06.410	29	42.079	1:06.450	29	45.499	1:06.616	25	41.944	1:06.151	4	33.875	1:05.077
6	1 LAP	1:05.620	6	1 LAP	1:05.462	6	1 LAP	1:05.117	29	48.605	1:06.485	25	44.964	1:06.290
30	53.838	1:07.805	30	58.295	1:07.793	30	1:02.982	1:07.883	6	1 LAP	1:05.264	29	51.730	1:06.395
21	55.536	1:07.432	21	59.668	1:07.468							6	1 LAP	1:06.068

BRDC Single Seater Championship


LAP CHART - RACE 1

(contd.)

Lap 16			Lap 17			Lap 18			Lap 19			Lap 20		
No	Behind	Laptime	No	Behind	Laptime	No	Behind	Laptime	No	Behind	Laptime	No	Behind	Laptime
3		1:03.236	3		1:03.072	3		1:03.185	3		1:03.482			
9	1.996	1:03.232	9	2.176	1:03.252	9	2.082	1:03.091	9	1.620	1:03.020			
30	1 LAP	1:07.832	6	2 LAPS	1:09.270	6	2 LAPS	1:05.219	6	2 LAPS	1:05.348			
7	9.389	1:04.071	7	11.112	1:04.795	7	11.985	1:04.058	2	12.842	1:03.973			
1	9.538	1:04.036	2	11.230	1:04.493	2	12.351	1:04.306	1	12.989	1:03.840			
2	9.809	1:04.162	1	11.290	1:04.824	1	12.631	1:04.526	7	13.333	1:04.830			
21	1 LAP	1:08.540	30	1 LAP	1:08.869	30	1 LAP	1:08.810	8	1 LAP	1:04.933			
8	1 LAP	1:04.972	8	1 LAP	1:05.741	8	1 LAP	1:04.896	11	24.570	1:04.648			
11	20.541	1:04.381	21	1 LAP	1:13.109	11	23.404	1:04.714	30	1 LAP	1:08.481			
5	22.861	1:04.820	11	21.875	1:04.406	5	25.822	1:04.232	5	27.168	1:04.828			
14	28.104	1:04.350	5	24.775	1:04.986	21	1 LAP	1:09.261	21	1 LAP	1:08.023			
4	35.720	1:05.081	14	35.058	1:10.026	14	36.852	1:04.979	14	37.565	1:04.195			
15	37.813	1:18.601	4	36.650	1:04.002	4	37.303	1:03.838	4	38.023	1:04.202			
25	48.067	1:06.339	25	51.199	1:06.204	25	54.286	1:06.272	25	57.197	1:06.393			
29	54.720	1:06.226	29	58.153	1:06.505	29	1:01.095	1:06.127	29	1:03.781	1:06.168			
			15	1:03.637	1:28.896P				15	1 LAP	2:12.809P			

BRDC Single Seater Championship

GRID FOR RACE 6

ROW 8	1:02.806 15 MAHER-LOUGHNAN	1:05.117 6 BURRELL
ROW 7	1:07.630 30 RAWLES	1:07.432 21 GOULDEN
ROW 6	1:06.127 29 BAKER	1:04.896 8 SOUTHALL
ROW 5	1:03.838 4 EVANS	1:05.608 25 MOYERS
ROW 4	1:04.093 5 DICKENSON	1:03.469 14 WARE
ROW 3	1:02.904 7 STROUD	1:04.055 11 WATERS
ROW 2	1:03.040 2 SHAWYER	1:03.154 1 BENTLEY
ROW 1	1:02.946 3 MOON	1:03.013 9 KEEN
POLE		
		

Weather / Track : Sunny / Dry

These results are provisional until the conclusion of any judicial and technical matters.

Silverstone
Circuit Length = 1.6390 miles.
Start: 13:24 End: 13:45

Clerk of Course:	Stewards:	Timekeeper:
------------------	-----------	-------------

BRDC Single Seater Championship

RACE CLASSIFICATION - RACE 6

POS	NO	CL	NAME	NAT	ENTRY	TIME	LAPS	GAP	MPH	BEST
1	3	01	Karl MOON		Van Diemen	20:16.545	19		92.29	1:02.709
2	9	01	Richard KEEN		Van Diemen	20:21.706	19	5.161	91.90	1:03.024
3	15	01	Sam MAHER-LOUGHNAN		Van Diemen	20:22.985	19	6.440	91.81	1:03.112
4	1	01	Andrew BENTLEY		Van Diemen	20:23.307	19	6.762	91.78	1:03.324
5	4	01	Ben EVANS		Van Diemen	20:40.470	19	23.925	90.51	1:03.824
6	11	01	Alex WATERS		Van Diemen	20:42.823	19	26.278	90.34	1:03.867
7	14	01	Chris WARE		Van Diemen	20:49.890	19	33.345	89.83	1:03.989
8	6	01	Chris BURRELL		Van Diemen	20:51.009	19	34.464	89.75	1:04.547
9	5	01	David DICKENSON		Van Diemen	20:59.435	19	42.890	89.15	1:04.041
10	8	01	Joshua SOUTHALL		Van Diemen	21:06.763	19	50.218	88.63	1:04.357
11	29	02	Jonathan BAKER		Zeus	21:19.598	19	1:03.053	87.74	1:06.232
12	25	02	Mike MOYERS		Zeus	20:39.127	18	1 LAP	85.85	1:05.771
13	21	02	Alex GOULDEN		Zeus SC1	21:02.782	18	1 LAP	84.24	1:08.014
14	7	01	Aaron STROUD		Van Diemen	21:19.169	18	1 LAP	83.16	1:03.115
NOT CLASSIFIED										
30	02		Tom RAWLES		Zeus	13:09.509	11	D.N.F.	82.43	1:08.095
2	01		Matt SHAWYER		Van Diemen	9:41.118	9	D.N.F.	91.68	1:03.415
FASTEST LAP										
3	01		Karl MOON		Van Diemen	1:02.709	5	94.09mph	151.42kph	
25	02		Mike MOYERS		Zeus	1:05.771	3	89.71mph	144.37kph	

Weather / Track : Sunny / Dry

These results are provisional until the conclusion of any judicial and technical matters.

Silverstone
Circuit Length = 1.6390 miles.
Start: 16:17 End: 16:38

Clerk of Course:	Stewards:	Timekeeper:
------------------	-----------	-------------

BRDC Single Seater Championship

LAP CHART - RACE 6

Lap 1			Lap 2			Lap 3			Lap 4			Lap 5		
No	Behind	Laptime	No	Behind	Laptime	No	Behind	Laptime	No	Behind	Laptime	No	Behind	Laptime
2		1:11.588	2		1:03.671	2		1:03.615	2		1:03.415	2		1:03.499
9	0.693	1:12.281	9	1.022	1:04.000	3	1.240	1:03.685	3	0.826	1:03.001	3	0.036	1:02.709
3	0.759	1:12.347	3	1.170	1:04.082	7	1.381	1:03.438	7	1.339	1:03.373	7	1.447	1:03.607
7	1.050	1:12.638	7	1.558	1:04.179	9	2.049	1:04.642	9	3.046	1:04.412	9	3.173	1:03.626
1	1.637	1:13.225	1	2.044	1:04.078	1	2.294	1:03.865	1	3.252	1:04.373	1	3.578	1:03.825
14	1.748	1:13.336	14	2.396	1:04.319	14	3.453	1:04.672	14	4.027	1:03.989	14	4.815	1:04.287
11	2.194	1:13.782	11	2.846	1:04.323	11	3.941	1:04.710	11	4.715	1:04.189	11	5.083	1:03.867
5	2.883	1:14.471	5	3.787	1:04.575	5	4.562	1:04.390	15	5.328	1:04.110	15	5.164	1:03.335
4	2.948	1:14.536	15	3.988	1:04.390	15	4.633	1:04.260	5	5.968	1:04.821	4	6.815	1:03.824
15	3.269	1:14.857	4	4.200	1:04.923	4	5.051	1:04.466	4	6.490	1:04.854	5	7.195	1:04.726
25	4.206	1:15.794	6	6.074	1:05.372	6	7.584	1:05.125	6	9.259	1:05.090	6	10.869	1:05.109
6	4.373	1:15.961	25	6.659	1:06.124	25	8.815	1:05.771	25	11.500	1:06.100	25	14.783	1:06.782
29	5.774	1:17.362	29	8.882	1:06.779	29	12.021	1:06.754	29	15.502	1:06.896	29	18.953	1:06.950
30	7.758	1:19.346	30	12.251	1:08.164	30	17.281	1:08.645	30	21.961	1:08.095	8	24.881	1:06.224
21	8.762	1:20.350	21	13.770	1:08.679	21	18.766	1:08.611	8	22.156	1:06.629	30	27.099	1:08.637
8	13.921	1:25.509	8	17.163	1:06.913	8	18.942	1:05.394	21	24.495	1:09.144	21	29.489	1:08.493

BRDC Single Seater Championship

LAP CHART - RACE 6

(contd.)

Lap 6			Lap 7			Lap 8			Lap 9			Lap 10		
No	Behind	Laptime	No	Behind	Laptime	No	Behind	Laptime	No	Behind	Laptime	No	Behind	Laptime
2		1:03.835	3		1:03.210	3		1:03.888	3		1:04.250	3		1:03.478
3	0.026	1:03.825	2	0.427	1:03.663	2	0.187	1:03.648	2	0.121	1:04.184	1	3.792	1:03.943
7	0.727	1:03.115	7	0.781	1:03.290	7	0.326	1:03.433	7	0.244	1:04.168	9	5.628	1:08.325
9	2.630	1:03.292	9	2.418	1:03.024	9	1.642	1:03.112	9	0.781	1:03.389	15	6.257	1:03.363
1	3.326	1:03.583	1	3.643	1:03.553	1	3.654	1:03.899	1	3.327	1:03.923	14	10.032	1:04.469
14	5.468	1:04.488	15	7.023	1:04.461	15	6.911	1:03.776	15	6.372	1:03.711	5	10.246	1:04.041
11	5.624	1:04.376	14	7.652	1:05.420	14	8.163	1:04.399	14	9.041	1:05.128	4	11.766	1:05.370
15	5.798	1:04.469	11	7.973	1:05.585	11	8.262	1:04.177	5	9.683	1:05.326	11	11.938	1:05.641
5	7.434	1:04.074	5	8.433	1:04.235	5	8.607	1:04.062	11	9.775	1:05.763	6	19.712	1:06.474
4	7.882	1:04.902	4	8.697	1:04.051	4	8.891	1:04.082	4	9.874	1:05.233	7	21.324	1:24.558
6	12.494	1:05.460	6	14.299	1:05.041	6	15.649	1:05.238	6	16.716	1:05.317	25	30.723	1:07.185
25	17.656	1:06.708	25	21.043	1:06.623	25	24.093	1:06.938	25	27.016	1:07.173	8	32.318	1:05.822
29	21.790	1:06.672	29	24.924	1:06.370	29	27.638	1:06.602	29	29.881	1:06.493	29	34.206	1:07.803
8	26.703	1:05.657	8	28.527	1:05.060	8	29.867	1:05.228	8	29.974	1:04.357	21	55.020	1:10.841
30	31.697	1:08.433	30	36.565	1:08.104	30	41.402	1:08.725	30	46.863	1:09.711	30	55.584	1:12.199
21	33.668	1:08.014	21	38.546	1:08.114	21	43.189	1:08.531	21	47.657	1:08.718			

Weather / Track : Sunny / Dry

www.mstworld.com

Page 2 of 4

Silverstone
 Circuit Length = 1.6390 miles.
 Start: 16:17 End: 16:38
 Printed - 16:39 Saturday, 07 August 2004

BRDC Single Seater Championship

LAP CHART - RACE 6

(contd.)

Lap 11			Lap 12			Lap 13			Lap 14			Lap 15		
No	Behind	Laptime	No	Behind	Laptime	No	Behind	Laptime	No	Behind	Laptime	No	Behind	Laptime
3		1:03.530	3		1:03.428	3		1:03.205	3		1:03.298	3		1:03.631
1	4.075	1:03.813	1	4.570	1:03.923	21	1 LAP	1:09.632	7	1 LAP	1:14.947	9	6.067	1:03.460
9	5.313	1:03.215	9	5.121	1:03.236	1	5.349	1:03.984	9	6.238	1:04.095	1	6.438	1:03.582
15	6.009	1:03.282	15	6.263	1:03.682	9	5.441	1:03.525	1	6.487	1:04.436	15	6.866	1:03.676
14	11.923	1:05.421	14	13.313	1:04.818	15	6.713	1:03.655	15	6.821	1:03.406	7	1 LAP	1:17.370
5	12.179	1:05.463	5	13.652	1:04.901	14	15.177	1:05.069	21	1 LAP	1:10.580	21	1 LAP	1:09.900
4	12.791	1:04.555	4	13.847	1:04.484	5	15.283	1:04.836	5	17.030	1:05.045	5	18.713	1:05.314
11	13.285	1:04.877	11	14.184	1:04.327	4	15.516	1:04.874	14	17.155	1:05.276	4	18.902	1:05.255
6	22.043	1:05.861	30	1 LAP	1:29.450P	11	15.696	1:04.717	4	17.278	1:05.060	11	19.458	1:05.337
25	34.347	1:07.154	6	24.723	1:06.108	6	26.687	1:05.169	11	17.752	1:05.354	14	28.496	1:14.972
8	34.456	1:05.668	8	37.732	1:06.704	8	39.718	1:05.191	6	27.936	1:04.547	6	28.911	1:04.606
29	37.423	1:06.747	25	38.555	1:07.636	25	42.362	1:07.012	8	41.963	1:05.543	8	43.529	1:05.197
7	41.119	1:23.325	29	40.594	1:06.599	29	43.621	1:06.232	25	46.435	1:07.371	29	50.069	1:07.027
21	1:01.611	1:10.121	7	55.119	1:17.428				29	46.673	1:06.350	25	51.763	1:08.959

BRDC Single Seater Championship

LAP CHART - RACE 6

(contd.)

Lap 16			Lap 17			Lap 18			Lap 19			Lap 20		
No	Behind	Laptime	No	Behind	Laptime	No	Behind	Laptime	No	Behind	Laptime	No	Behind	Laptime
3		1:03.872	3		1:04.015	3		1:03.463	3		1:03.628			
9	5.624	1:03.429	9	5.266	1:03.657	9	5.188	1:03.385	9	5.161	1:03.601			
1	6.021	1:03.455	15	6.334	1:04.243	15	6.339	1:03.468	15	6.440	1:03.729			
15	6.106	1:03.112	1	6.671	1:04.665	1	7.066	1:03.858	1	6.762	1:03.324			
5	20.017	1:05.176	25	1 LAP	1:24.746	25	1 LAP	1:10.754	25	1 LAP	1:10.297			
4	20.105	1:05.075	4	21.415	1:05.325	4	23.020	1:05.068	4	23.925	1:04.533			
11	21.560	1:05.974	5	21.594	1:05.592	11	24.864	1:06.021	11	26.278	1:05.042			
21	1 LAP	1:11.474	11	22.306	1:04.761	14	32.431	1:04.730	14	33.345	1:04.542			
6	29.902	1:04.863	14	31.164	1:05.190	6	33.467	1:04.973	6	34.464	1:04.625			
14	29.989	1:05.365	6	31.957	1:06.070	21	1 LAP	1:10.021	5	42.890	1:06.404			
7	1 LAP	1:17.502	21	1 LAP	1:10.331	5	40.114	1:21.983	21	1 LAP	1:11.228			
8	44.959	1:05.302	7	1 LAP	1:14.344	8	47.702	1:04.899	8	50.218	1:06.144			
29	52.813	1:06.616	8	46.266	1:05.322	7	1 LAP	1:13.441	7	1 LAP	1:15.013			
			29	55.910	1:07.112	29	59.273	1:06.826	29	1:03.053	1:07.408			

Caterham Roadsport Challenge Class B QUALIFYING

POS	NO	CL	NAME	NAT	ENTRY	TIME	LAPS	GAP	MPH
1	12	02	Nick POTTER		Caterham	1:09.987	18		84.30
2	75	02	Howard PESSALL		Caterham	1:10.440	18	0.453	83.76
3	18	02	John AYLOTT		Caterham	1:10.444	17	0.457	83.76
4	99	02	Anthony DI LORENZO		Caterham	1:10.522	17	0.535	83.66
5	19	02	Roger NORRIS		Caterham	1:10.606	17	0.619	83.56
6	7	02	Bill ADDISON		Caterham	1:10.637	18	0.650	83.53
7	77	02	Steven GREAVES		Caterham	1:10.932	18	0.945	83.18
8	24	02	Neil FLETCHER		Caterham	1:11.047	18	1.060	83.04
9	1	02	Robert THOMAS		Caterham	1:11.091	17	1.104	82.99
10	27	02	Mike BLACKADDER		Caterham	1:11.150	17	1.163	82.92
11	3	02	Darryl MCNEY		Caterham	1:11.169	17	1.182	82.90
12	42	02	David YU		Caterham	1:11.218	18	1.231	82.85
13	15	02	Andrew BEAUMONT		Caterham	1:11.264	17	1.277	82.79
14	14	02	Andrew MACINTOSH		Caterham	1:11.403	17	1.416	82.63
15	33	02	Anthony POOLE		Caterham	1:11.960	17	1.973	81.99
16	6	02	Gary BROWN		Caterham	1:12.044	17	2.057	81.90
17	44	02	Merlin INKLEY		Caterham	1:12.115	17	2.128	81.81
18	9	02	Jim TATCHELL		Caterham	1:12.148	17	2.161	81.78
19	30	02	Matthew PORTER		Caterham	1:12.179	17	2.192	81.74
20	4	02	Stuart DIXON		Caterham	1:12.568	17	2.581	81.30
21	40	02	Richard STANSFIELD		Caterham	1:12.783	17	2.796	81.06

Weather / Track : Sunny / Dry

These results are provisional until the conclusion of any judicial and technical matters.

Silverstone
Circuit Length = 1.6390 miles.
Start: 10:07 End: 10:28

Clerk of Course:	Stewards:	Timekeeper:
------------------	-----------	-------------

Caterham Roadsport Challenge Class B QUALIFYING - LAP ANALYSIS

1	Robert THOMAS	Caterham					
1 -	7:43.475	6 -	1:11.738	11 -	1:11.091	16 -	1:11.751
2 -	1:18.345	7 -	1:14.678	12 -	1:12.063	17 -	1:12.652
3 -	1:13.848	8 -	1:12.974	13 -	1:14.135		
4 -	1:12.409	9 -	1:12.788	14 -	1:12.194		
5 -	1:12.413	10 -	1:12.401	15 -	1:11.882		
3	Darryl MCNEY	Caterham					
1 -	7:54.566	6 -	1:11.725	11 -	1:11.922	16 -	1:12.125
2 -	1:22.141	7 -	1:12.056	12 -	1:11.511	17 -	1:11.851
3 -	1:15.863	8 -	1:11.968	13 -	1:15.667		
4 -	1:13.856	9 -	1:11.877	14 -	1:11.473		
5 -	1:11.936	10 -	1:11.759	15 -	1:11.169		
4	Stuart DIXON	Caterham					
1 -	7:56.763	6 -	1:13.018	11 -	1:13.185	16 -	1:13.524
2 -	1:22.104	7 -	1:13.031	12 -	1:13.710	17 -	1:12.879
3 -	1:15.895	8 -	1:12.599	13 -	1:12.568		
4 -	1:14.344	9 -	1:12.816	14 -	1:12.948		
5 -	1:14.916	10 -	1:13.054	15 -	1:13.002		
6	Gary BROWN	Caterham					
1 -	7:43.223	6 -	1:12.044	11 -	1:13.259	16 -	1:12.971
2 -	1:16.911	7 -	1:21.377	12 -	1:13.219	17 -	1:13.266
3 -	1:12.747	8 -	1:12.859	13 -	1:12.644		
4 -	1:12.096	9 -	1:12.582	14 -	1:12.645		
5 -	1:12.150	10 -	1:12.621	15 -	1:13.026		
7	Bill ADDISON	Caterham					
1 -	7:44.315	6 -	1:11.555	11 -	1:11.444	16 -	1:10.637
2 -	1:18.366	7 -	1:11.708	12 -	1:11.796	17 -	1:11.838
3 -	1:11.911	8 -	1:12.412	13 -	1:11.492	18 -	1:11.260
4 -	1:11.467	9 -	1:12.111	14 -	1:10.950		
5 -	1:11.672	10 -	1:10.916	15 -	1:11.682		
9	Jim TATCHELL	Caterham					
1 -	7:50.333	6 -	1:12.949	11 -	1:12.927	16 -	1:12.148
2 -	1:17.533	7 -	1:13.940	12 -	1:13.069	17 -	1:12.624
3 -	1:13.845	8 -	1:13.142	13 -	1:13.235		
4 -	1:12.784	9 -	1:14.457	14 -	1:12.737		
5 -	1:12.689	10 -	1:12.860	15 -	1:12.824		
12	Nick POTTER	Caterham					
1 -	7:48.896	6 -	1:11.665	11 -	1:11.564	16 -	1:10.806
2 -	1:14.396	7 -	1:12.236	12 -	1:10.432	17 -	1:12.449
3 -	1:11.170	8 -	1:11.014	13 -	1:09.990	18 -	1:09.987
4 -	1:11.290	9 -	1:15.098	14 -	1:10.948		
5 -	1:10.935	10 -	1:11.879	15 -	1:11.806		

Caterham Roadsport Challenge Class B QUALIFYING - LAP ANALYSIS

(contd.)

14	Andrew MACINTOSH	Caterham					
1 -	8:00.048	6 -	1:12.891	11 -	1:12.329	16 -	1:13.371
2 -	1:21.444	7 -	1:12.900	12 -	1:12.557	17 -	1:12.518
3 -	1:14.589	8 -	1:12.816	13 -	1:13.959		
4 -	1:13.271	9 -	1:13.188	14 -	1:12.501		
5 -	1:12.961	10 -	1:12.405	15 -	1:11.403		
15	Andrew BEAUMONT	Caterham					
1 -	7:34.485	6 -	1:11.470	11 -	1:11.493	16 -	1:12.415
2 -	1:14.457	7 -	1:13.606	12 -	1:13.603	17 -	1:11.515
3 -	1:12.343	8 -	1:11.264	13 -	1:11.414		
4 -	1:11.918	9 -	1:12.397	14 -	1:13.048		
5 -	1:13.448	10 -	1:12.606	15 -	1:11.362		
18	John AYLOTT	Caterham					
1 -	7:41.987	6 -	1:14.494	11 -	1:10.829	16 -	1:13.487
2 -	1:15.532	7 -	1:11.352	12 -	1:10.444	17 -	1:10.873
3 -	1:11.564	8 -	1:13.107	13 -	1:15.367		
4 -	1:12.920	9 -	1:15.883	14 -	1:11.298		
5 -	1:11.379	10 -	1:10.463	15 -	1:11.136		
19	Roger NORRIS	Caterham					
1 -	7:48.659	6 -	1:10.606	11 -	1:11.054	16 -	1:11.871
2 -	1:17.334	7 -	1:11.747	12 -	1:12.756	17 -	1:11.143
3 -	1:13.237	8 -	1:12.693	13 -	1:11.885		
4 -	1:11.507	9 -	1:15.595	14 -	1:12.266		
5 -	1:11.062	10 -	1:12.035	15 -	1:11.851		
24	Neil FLETCHER	Caterham					
1 -	7:34.055	6 -	1:13.062	11 -	1:13.222	16 -	1:11.063
2 -	1:14.300	7 -	1:11.783	12 -	1:11.531	17 -	1:12.453
3 -	1:12.231	8 -	1:13.341	13 -	1:13.409	18 -	1:12.092
4 -	1:13.737	9 -	1:11.967	14 -	1:11.162		
5 -	1:11.615	10 -	1:11.047	15 -	1:13.342		
27	Mike BLACKADDER	Caterham					
1 -	7:41.562	6 -	1:11.593	11 -	1:12.003	16 -	1:11.150
2 -	1:15.308	7 -	1:12.890	12 -	1:11.497	17 -	1:13.164
3 -	1:12.985	8 -	1:11.355	13 -	1:12.350		
4 -	1:11.242	9 -	1:12.117	14 -	1:14.018		
5 -	1:14.054	10 -	1:11.945	15 -	1:14.355		
30	Matthew PORTER	Caterham					
1 -	7:46.817	6 -	1:13.463	11 -	1:13.311	16 -	1:13.833
2 -	1:18.910	7 -	1:15.293	12 -	1:12.558	17 -	1:13.375
3 -	1:14.526	8 -	1:12.179	13 -	1:13.257		
4 -	1:12.981	9 -	1:13.555	14 -	1:12.572		
5 -	1:13.174	10 -	1:13.636	15 -	1:12.957		


Caterham Roadsport Challenge Class B QUALIFYING - LAP ANALYSIS

(contd.)

33	Anthony POOLE	Caterham					
1 -	7:59.212	6 -	1:15.804	11 -	1:12.234	16 -	1:12.675
2 -	1:21.872	7 -	1:12.210	12 -	1:13.586	17 -	1:12.055
3 -	1:13.789	8 -	1:13.492	13 -	1:13.181		
4 -	1:11.960	9 -	1:12.199	14 -	1:12.305		
5 -	1:12.737	10 -	1:12.457	15 -	1:12.628		
40	Richard STANSFIELD	Caterham					
1 -	7:49.994	6 -	1:15.041	11 -	1:12.783	16 -	1:14.206
2 -	1:19.526	7 -	1:13.510	12 -	1:14.407	17 -	1:14.222
3 -	1:15.358	8 -	1:14.256	13 -	1:14.225		
4 -	1:15.815	9 -	1:14.275	14 -	1:13.284		
5 -	1:15.409	10 -	1:13.897	15 -	1:13.518		
42	David YU	Caterham					
1 -	7:42.366	6 -	1:11.914	11 -	1:11.818	16 -	1:12.203
2 -	1:16.747	7 -	1:11.984	12 -	1:12.337	17 -	1:11.617
3 -	1:12.895	8 -	1:12.199	13 -	1:12.077	18 -	1:11.788
4 -	1:12.165	9 -	1:11.520	14 -	1:11.599		
5 -	1:12.359	10 -	1:11.218	15 -	1:11.323		
44	Merlin INKLEY	Caterham					
1 -	7:55.516	6 -	1:16.375	11 -	1:13.261	16 -	1:12.330
2 -	1:19.940	7 -	1:13.389	12 -	1:12.681	17 -	1:12.523
3 -	1:15.506	8 -	1:12.647	13 -	1:12.190		
4 -	1:14.201	9 -	1:12.486	14 -	1:12.192		
5 -	1:14.325	10 -	1:19.122	15 -	1:12.115		
75	Howard PESSALL	Caterham					
1 -	7:48.601	6 -	1:10.511	11 -	1:11.590	16 -	1:11.258
2 -	1:17.024	7 -	1:11.392	12 -	1:11.680	17 -	1:11.489
3 -	1:12.057	8 -	1:10.440	13 -	1:11.577	18 -	1:10.738
4 -	1:11.505	9 -	1:10.967	14 -	1:12.022		
5 -	1:10.485	10 -	1:11.945	15 -	1:10.970		
77	Steven GREAVES	Caterham					
1 -	7:42.955	6 -	1:12.824	11 -	1:12.055	16 -	1:12.880
2 -	1:16.841	7 -	1:11.116	12 -	1:11.307	17 -	1:11.978
3 -	1:12.883	8 -	1:11.308	13 -	1:10.932	18 -	1:11.139
4 -	1:11.129	9 -	1:12.339	14 -	1:12.031		
5 -	1:12.131	10 -	1:12.039	15 -	1:11.998		
99	Anthony DI LORENZO	Caterham					
1 -	7:49.114	6 -	1:10.522	11 -	1:11.290	16 -	1:11.428
2 -	1:17.285	7 -	1:12.099	12 -	1:13.591	17 -	1:11.637
3 -	1:12.559	8 -	1:11.669	13 -	1:11.666		
4 -	1:11.446	9 -	1:16.142	14 -	1:12.286		
5 -	1:10.985	10 -	1:12.051	15 -	1:11.684		

Caterham Roadsport Challenge Class B

GRID FOR RACE 3

ROW 11	1:12.783 40 STANSFIELD	
ROW 10	1:12.179 30 PORTER	1:12.568 4 DIXON
ROW 9	1:12.115 44 INKLEY	1:12.148 9 TATCHELL
ROW 8	1:11.960 33 POOLE	1:12.044 6 BROWN
ROW 7	1:11.264 15 BEAUMONT	1:11.403 14 MACINTOSH
ROW 6	1:11.169 3 MCNEY	1:11.218 42 YU
ROW 5	1:11.091 1 THOMAS	1:11.150 27 BLACKADDER
ROW 4	1:10.932 77 GREAVES	1:11.047 24 FLETCHER
ROW 3	1:10.606 19 NORRIS	1:10.637 7 ADDISON
ROW 2	1:10.444 18 AYLOTT	1:10.522 99 DI LORENZO
ROW 1	1:09.987 12 POTTER	1:10.440 75 PESSALL
POLE		
		

Weather / Track : Sunny / Dry
 These results are provisional until the conclusion of any judicial and technical matters.

Silverstone
 Circuit Length = 1.6390 miles.
 Start: 10:07 End: 10:28

Clerk of Course:	Stewards:	Timekeeper:
------------------	-----------	-------------

Caterham Roadsport Challenge Class B

RACE CLASSIFICATION - RACE 3

POS	NO	CL	NAME	NAT	ENTRY	TIME	LAPS	GAP	MPH	BEST
1	24	02	Neil FLETCHER		Caterham	20:34.115	17		81.42	1:10.871
2	18	02	John AYLOTT		Caterham	20:34.220	17	0.105	81.41	1:10.722
3	33	02	Anthony POOLE		Caterham	20:34.763	17	0.648	81.37	1:10.965
4	12	02	Nick POTTER		Caterham	20:34.957	17	0.842	81.36	1:10.985
5	15	02	Andrew BEAUMONT		Caterham	20:35.186	17	1.071	81.35	1:11.000
6	27	02	Mike BLACKADDER		Caterham	20:35.311	17	1.196	81.34	1:11.249
7	7	02	Bill ADDISON		Caterham	20:35.455	17	1.340	81.33	1:10.728
8	99	02	Anthony DI LORENZO		Caterham	20:36.138	17	2.023	81.28	1:10.948
9	77	02	Steven GREAVES		Caterham	20:43.927	17	9.812	80.77	1:11.103
10	9	02	Jim TATCHELL		Caterham	20:45.891	17	11.776	80.65	1:11.894
11	42	02	David YU		Caterham	20:46.080	17	11.965	80.63	1:11.273
12	3	02	Darryl MCNEY		Caterham	20:46.686	17	12.571	80.60	1:11.586
13	14	02	Andrew MACINTOSH		Caterham	20:46.861	17	12.746	80.58	1:11.608
14	75	02	Howard PESSALL		Caterham	20:50.837	17	16.722	80.33	1:10.948
15	44	02	Merlin INKLEY		Caterham	20:57.030	17	22.915	79.93	1:12.177
16	30	02	Matthew PORTER		Caterham	21:12.181	17	38.066	78.98	1:12.477
17	40	02	Richard STANSFIELD		Caterham	21:12.274	17	38.159	78.97	1:13.172
18	4	02	Stuart DIXON		Caterham	21:28.489	16	1 LAP	73.40	1:12.910
NOT CLASSIFIED										
1	02		Robert THOMAS		Caterham	16:39.465	13	D.N.F.	76.92	1:12.837
19	02		Roger NORRIS		Caterham	20:59.262	9	N.C.F.	42.31	1:12.233
6	02		Gary BROWN		Caterham	6:18.142	5	D.N.F.	78.48	1:12.444
FASTEST LAP										
18	02		John AYLOTT		Caterham	1:10.722	11	83.43mph		134.26kph

Weather / Track : Sunny / Dry

Silverstone
Circuit Length = 1.6390 miles.
Start: 14:26 End: 14:48

Clerk of Course:	Stewards:	Timekeeper:
------------------	-----------	-------------

Caterham Roadsport Challenge Class B

LAP CHART - RACE 3

Lap 1			Lap 2			Lap 3			Lap 4			Lap 5		
No	Behind	Laptime	No	Behind	Laptime	No	Behind	Laptime	No	Behind	Laptime	No	Behind	Laptime
12		1:20.571	18		1:12.026	18		1:12.887	12		1:12.011	18		1:11.798
75	0.092	1:20.663	12	0.117	1:12.509	75	0.238	1:12.788	75	0.056	1:12.175	27	0.160	1:11.718
18	0.366	1:20.937	75	0.337	1:12.637	12	0.346	1:13.116	18	0.196	1:12.553	24	0.161	1:11.328
19	1.125	1:21.696	24	0.634	1:11.345	24	0.620	1:12.873	27	0.436	1:12.022	75	0.294	1:12.232
99	1.279	1:21.850	99	1.357	1:12.470	27	0.771	1:11.889	24	0.827	1:12.564	12	0.576	1:12.570
24	1.681	1:22.252	19	1.551	1:12.818	99	1.265	1:12.795	99	1.199	1:12.291	99	0.809	1:11.604
77	2.083	1:22.654	77	1.674	1:11.983	77	1.455	1:12.668	77	1.339	1:12.241	77	1.009	1:11.664
7	2.085	1:22.656	27	1.769	1:11.811	15	1.621	1:12.633	15	1.573	1:12.309	15	1.555	1:11.976
15	2.248	1:22.819	15	1.875	1:12.019	19	1.799	1:13.135	7	3.334	1:13.188	7	2.632	1:11.292
27	2.350	1:22.921	42	2.304	1:11.839	42	1.926	1:12.509	3	3.579	1:12.759	3	3.230	1:11.645
3	2.777	1:23.348	33	2.793	1:12.167	7	2.503	1:12.042	33	4.283	1:13.501	33	3.384	1:11.095
42	2.857	1:23.428	3	3.166	1:12.781	33	3.139	1:13.233	9	4.871	1:12.963	9	4.771	1:11.894
33	3.018	1:23.589	7	3.348	1:13.655	3	3.177	1:12.898	14	5.156	1:13.773	14	5.266	1:12.104
14	3.374	1:23.945	14	3.635	1:12.653	14	3.740	1:12.992	44	6.501	1:12.329	44	6.758	1:12.251
9	4.349	1:24.920	9	4.601	1:12.644	9	4.265	1:12.551	30	6.717	1:12.779	30	7.691	1:12.968
44	5.323	1:25.894	30	6.705	1:13.668	30	6.295	1:12.477	6	7.491	1:12.600	6	7.941	1:12.444
30	5.429	1:26.000	44	7.183	1:14.252	44	6.529	1:12.233	1	9.584	1:13.434	1	10.427	1:12.837
6	5.642	1:26.213	6	7.367	1:14.117	6	7.248	1:12.768	4	9.819	1:13.846	4	10.735	1:12.910
1	6.344	1:26.915	4	7.645	1:13.408	4	8.330	1:13.572	40	11.084	1:13.691	42	11.292	1:11.527
4	6.629	1:27.200	1	8.253	1:14.301	1	8.507	1:13.141	42	11.759	1:22.190	40	12.262	1:13.172
40	7.091	1:27.662	40	9.091	1:14.392	40	9.750	1:13.546	19	37.911	1:48.469P			

Caterham Roadsport Challenge Class B

LAP CHART - RACE 3

(contd.)

Lap 6			Lap 7			Lap 8			Lap 9			Lap 10		
No	Behind	Laptime	No	Behind	Laptime	No	Behind	Laptime	No	Behind	Laptime	No	Behind	Laptime
24		1:11.240	24		1:13.218	18		1:11.621	24		1:11.765	24		1:11.704
18	0.241	1:11.642	18	0.672	1:13.649	24	0.148	1:12.441	12	0.701	1:11.920	12	0.607	1:11.610
27	0.667	1:11.908	27	1.044	1:13.595	75	0.479	1:11.190	75	0.590	1:12.024	27	0.823	1:11.874
75	1.252	1:12.359	75	1.582	1:13.548	27	0.568	1:11.817	27	0.653	1:11.998	75	0.856	1:11.970
12	1.362	1:12.187	12	1.921	1:13.777	12	0.694	1:11.066	18	0.770	1:12.683	18	1.012	1:11.946
99	1.642	1:12.234	99	3.285	1:14.861	99	2.401	1:11.409	33	2.256	1:11.327	33	2.040	1:11.488
77	1.929	1:12.321	15	3.467	1:14.725	15	2.757	1:11.583	99	2.481	1:11.993	7	2.227	1:11.318
15	1.960	1:11.806	33	3.643	1:13.913	33	2.842	1:11.492	7	2.613	1:11.059	15	2.946	1:11.910
7	2.282	1:11.051	77	4.299	1:15.588	77	3.305	1:11.299	15	2.740	1:11.896	99	3.132	1:12.355
33	2.948	1:10.965	7	4.678	1:15.614	7	3.467	1:11.082	77	3.256	1:11.864	77	3.406	1:11.854
3	3.415	1:11.586	3	5.720	1:15.523	3	5.186	1:11.759	9	6.027	1:12.380	9	6.416	1:12.093
9	5.506	1:12.136	9	5.832	1:13.544	9	5.560	1:12.021	14	6.642	1:11.654	14	6.546	1:11.608
14	6.110	1:12.245	14	6.990	1:14.098	14	6.901	1:12.204	3	7.882	1:14.609	3	8.846	1:12.668
44	7.534	1:12.177	44	9.413	1:15.097	44	10.023	1:12.903	44	10.952	1:12.842	42	11.985	1:11.649
30	9.836	1:13.546	30	11.410	1:14.792	30	11.776	1:12.659	42	12.040	1:11.953	44	12.144	1:12.896
42	12.456	1:12.565	42	11.998	1:12.760	42	12.000	1:12.295	30	13.105	1:13.242	30	14.065	1:12.664
1	12.515	1:13.489	1	14.337	1:15.040	1	16.909	1:14.865	1	19.611	1:14.615	1	22.389	1:14.482
40	16.113	1:15.252	40	18.885	1:15.990	40	20.635	1:14.043	40	22.654	1:13.932	40	25.315	1:14.365
4	17.675	1:18.341	4	49.532	1:45.075P				4	1 LAP	2:13.328	4	1 LAP	1:13.772

Caterham Roadsport Challenge Class B

LAP CHART - RACE 3

(contd.)

Lap 11			Lap 12			Lap 13			Lap 14			Lap 15		
No	Behind	Laptime	No	Behind	Laptime	No	Behind	Laptime	No	Behind	Laptime	No	Behind	Laptime
12		1:10.985	12		1:11.618	24		1:10.871	12		1:11.500	24		1:12.559
18	0.142	1:10.722	75	0.231	1:10.948	75	0.112	1:11.663	75	0.021	1:11.980	12	0.301	1:12.914
75	0.901	1:11.637	18	0.820	1:12.296	18	0.208	1:11.170	24	0.054	1:12.125	27	0.431	1:12.633
27	0.983	1:11.752	24	0.911	1:11.391	12	0.571	1:12.353	18	0.305	1:12.168	33	1.134	1:12.932
24	1.138	1:12.730	33	1.317	1:11.423	33	1.061	1:11.526	27	0.411	1:11.249	15	1.298	1:12.622
33	1.512	1:11.064	27	1.511	1:12.146	27	1.233	1:11.504	33	0.815	1:11.825	18	1.299	1:13.607
7	1.869	1:11.234	7	1.806	1:11.555	15	2.360	1:12.132	15	1.289	1:11.000	7	1.683	1:12.764
15	2.568	1:11.214	15	2.010	1:11.060	7	2.875	1:12.851	7	1.532	1:10.728	99	2.257	1:12.668
77	3.035	1:11.221	77	2.520	1:11.103	99	3.258	1:12.326	99	2.202	1:11.015	75	6.212	1:18.804
99	3.384	1:11.844	99	2.714	1:10.948	77	8.897	1:18.159	77	8.731	1:11.905	77	8.113	1:11.995
9	8.505	1:13.681	9	9.539	1:12.652	9	10.427	1:12.670	9	11.145	1:12.789	9	11.352	1:12.820
14	8.650	1:13.696	14	9.672	1:12.640	3	11.226	1:12.778	3	11.814	1:12.659	3	11.796	1:12.595
3	9.640	1:12.386	3	10.230	1:12.208	14	11.465	1:13.575	14	11.937	1:12.543	14	12.246	1:12.922
42	13.624	1:13.231	42	13.872	1:11.866	42	13.977	1:11.887	42	13.821	1:11.915	42	12.724	1:11.516
44	14.391	1:13.839	44	15.539	1:12.766	44	17.081	1:13.324	44	18.282	1:13.272	44	19.314	1:13.645
30	16.029	1:13.556	30	27.504	1:23.093	19	8 LAPS	10:32.966	19	8 LAPS	1:12.581	19	8 LAPS	1:12.848
1	25.928	1:15.131	1	29.741	1:15.431	30	29.689	1:13.967	30	32.330	1:14.712	30	34.229	1:14.512
40	27.848	1:14.125	40	29.863	1:13.633	40	32.047	1:13.966	40	33.942	1:13.966	40	34.892	1:13.563
4	1 LAP	1:13.995	4	1 LAP	1:13.695	4	1 LAP	1:13.697	4	1 LAP	1:13.811	4	1 LAP	1:13.475
						1		53.743						

Caterham Roadsport Challenge Class B

LAP CHART - RACE 3


(contd.)

Lap 16			Lap 17			Lap 18			Lap 19			Lap 20		
No	Behind	Laptime	No	Behind	Laptime	No	Behind	Laptime	No	Behind	Laptime	No	Behind	Laptime
24		1:11.713	24		1:11.996									
12	0.196	1:11.608	18	0.105	1:11.738									
18	0.363	1:10.777	33	0.648	1:11.416									
27	0.777	1:12.059	12	0.842	1:12.642									
33	1.228	1:11.807	15	1.071	1:11.694									
15	1.373	1:11.788	27	1.196	1:12.415									
7	1.656	1:11.686	7	1.340	1:11.680									
99	2.015	1:11.471	99	2.023	1:12.004									
77	8.849	1:12.449	77	9.812	1:12.959									
9	11.623	1:11.984	9	11.776	1:12.149									
3	12.056	1:11.973	42	11.965	1:11.677									
42	12.284	1:11.273	3	12.571	1:12.511									
14	12.523	1:11.990	14	12.746	1:12.219									
75	16.649	1:22.150	75	16.722	1:12.069									
44	20.643	1:13.042	44	22.915	1:14.268									
19	8 LAPS	1:12.516	19	8 LAPS	1:12.233									
30	36.168	1:13.652	30	38.066	1:13.894									
40	36.380	1:13.201	40	38.159	1:13.775									
4	1 LAP	1:14.109	4	1 LAP	1:14.255									

Caterham Roadsport Challenge Class B

GRID FOR RACE 16

ROW 11	6	BROWN	
ROW 10	1	THOMAS	19
ROW 9	40	STANSFIELD	4
ROW 8	44	INKLEY	30
ROW 7	14	MACINTOSH	75
ROW 6	42	YU	3
ROW 5	77	GREAVES	9
ROW 4	7	ADDISON	99
ROW 3	15	BEAUMONT	27
ROW 2	33	POOLE	12
ROW 1	24	FLETCHER	18
		POLE	



Weather / Track : Sunny / Dry

These results are provisional until the conclusion of any judicial and technical matters.

Silverstone
Circuit Length = 1.6390 miles.
Start: 14:26 End: 14:48

Clerk of Course:	Stewards:	Timekeeper:
------------------	-----------	-------------

Caterham Roadsport Challenge Class B

RACE CLASSIFICATION - RACE 16

POS	NO	CL	NAME	NAT	ENTRY	TIME	LAPS	GAP	MPH	BEST
1	24	02	Neil FLETCHER		Caterham	20:29.570	17		81.72	1:11.092
2	18	02	John AYLOTT		Caterham	20:29.595	17	0.025	81.72	1:10.851
3	12	02	Nick POTTER		Caterham	20:29.940	17	0.370	81.69	1:11.154
4	75	02	Howard PESSALL		Caterham	20:30.416	17	0.846	81.66	1:10.859
5	15	02	Andrew BEAUMONT		Caterham	20:32.032	17	2.462	81.55	1:11.096
6	33	02	Anthony POOLE		Caterham	20:32.558	17	2.988	81.52	1:10.884
7	7	02	Bill ADDISON		Caterham	20:32.694	17	3.124	81.51	1:10.995
8	42	02	David YU		Caterham	20:37.254	17	7.684	81.21	1:11.409
9	9	02	Jim TATCHELL		Caterham	20:42.660	17	13.090	80.86	1:11.919
10	3	02	Darryl MCNEY		Caterham	20:42.835	17	13.265	80.85	1:12.122
11	14	02	Andrew MACINTOSH		Caterham	20:43.203	17	13.633	80.82	1:11.807
12	19	02	Roger NORRIS		Caterham	20:43.847	17	14.277	80.78	1:11.311
13	77	02	Steven GREAVES		Caterham	20:44.891	17	15.321	80.71	1:11.173
14	99	02	Anthony DI LORENZO		Caterham	20:51.943	17	22.373	80.26	1:11.154
15	44	02	Merlin INKLEY		Caterham	20:52.665	17	23.095	80.21	1:12.433
16	4	02	Stuart DIXON		Caterham	20:53.280	17	23.710	80.17	1:11.664
17	1	02	Robert THOMAS		Caterham	20:53.421	17	23.851	80.16	1:11.929
18	30	02	Matthew PORTER		Caterham	21:23.877	17	54.307	78.26	1:12.254
NOT CLASSIFIED										
27	02		Mike BLACKADDER		Caterham	19:19.815	16	D.N.F.	81.55	1:10.968
6	02		Gary BROWN		Caterham	9:14.654	7	D.N.F.	74.78	1:12.396
FASTEST LAP										
18	02		John AYLOTT		Caterham	1:10.851	12	83.27mph		134.02kph

Weather / Track : Bright / Dry

These results are provisional until the conclusion of any judicial and technical matters.

Silverstone
Circuit Length = 1.6390 miles.
Start: 15:31 End: 15:52

Clerk of Course:	Stewards:	Timekeeper:

Caterham Roadsport Challenge Class B

LAP CHART - RACE 16

Lap 1			Lap 2			Lap 3			Lap 4			Lap 5		
No	Behind	Laptime	No	Behind	Laptime	No	Behind	Laptime	No	Behind	Laptime	No	Behind	Laptime
18		1:19.940	24		1:11.995	24		1:12.416	24		1:12.110	27		1:11.794
24	0.144	1:20.084	18	0.203	1:12.342	27	0.466	1:12.593	27	0.512	1:12.156	12	0.169	1:11.283
27	0.504	1:20.444	27	0.289	1:11.924	12	0.572	1:12.244	18	0.626	1:12.060	18	0.170	1:11.850
12	0.745	1:20.685	12	0.744	1:12.138	18	0.676	1:12.889	12	1.192	1:12.730	24	0.322	1:12.628
15	1.335	1:21.275	15	1.461	1:12.265	75	1.144	1:11.782	75	1.192	1:12.158	75	0.325	1:11.439
77	1.573	1:21.513	77	1.547	1:12.113	15	1.465	1:12.420	7	1.435	1:11.969	7	0.602	1:11.473
7	1.897	1:21.837	75	1.778	1:11.163	7	1.576	1:11.994	15	1.932	1:12.577	15	0.980	1:11.354
33	2.435	1:22.375	7	1.998	1:12.240	33	2.287	1:12.527	33	2.150	1:11.973	33	1.478	1:11.634
75	2.754	1:22.694	33	2.176	1:11.880	77	2.668	1:13.537	42	3.148	1:11.922	42	2.251	1:11.409
99	3.028	1:22.968	99	2.479	1:11.590	99	2.818	1:12.755	77	3.200	1:12.642	77	2.325	1:11.431
9	3.365	1:23.305	9	3.484	1:12.258	42	3.336	1:12.217	99	3.463	1:12.755	99	2.709	1:11.552
42	3.454	1:23.394	42	3.535	1:12.220	9	4.065	1:12.997	19	3.936	1:11.569	19	2.941	1:11.311
3	3.838	1:23.778	3	4.241	1:12.542	3	4.340	1:12.515	3	4.518	1:12.288	9	4.641	1:11.991
30	4.502	1:24.442	19	4.315	1:11.877	19	4.477	1:12.578	9	4.956	1:13.001	3	4.811	1:12.599
19	4.577	1:24.517	14	5.046	1:12.269	14	5.146	1:12.516	14	5.567	1:12.531	14	5.159	1:11.898
14	4.916	1:24.856	30	5.915	1:13.552	30	6.524	1:13.025	30	7.501	1:13.087	30	8.152	1:12.957
44	5.693	1:25.633	44	6.448	1:12.894	6	7.443	1:13.245	44	8.360	1:12.795	44	8.487	1:12.433
6	6.357	1:26.297	6	6.614	1:12.396	44	7.675	1:13.643	6	8.619	1:13.286	4	8.877	1:12.432
4	6.450	1:26.390	4	8.110	1:13.799	4	8.171	1:12.477	4	8.751	1:12.690	6	9.590	1:13.277
1	6.909	1:26.849	1	8.330	1:13.560	1	8.882	1:12.968	1	9.448	1:12.676	1	9.660	1:12.518

Caterham Roadsport Challenge Class B

LAP CHART - RACE 16

(contd.)

Lap 6			Lap 7			Lap 8			Lap 9			Lap 10		
No	Behind	Laptime	No	Behind	Laptime	No	Behind	Laptime	No	Behind	Laptime	No	Behind	Laptime
24		1:11.824	27		1:11.894	24		1:11.900	24		1:11.876	24		1:11.092
27	0.000	1:12.146	24	0.080	1:11.974	27	0.087	1:12.067	75	0.278	1:11.526	75	0.216	1:11.030
75	0.548	1:12.369	12	0.631	1:11.772	12	0.394	1:11.743	12	0.522	1:12.004	27	0.232	1:10.968
12	0.753	1:12.730	7	0.841	1:11.681	75	0.628	1:11.486	27	0.356	1:12.145	12	0.787	1:11.357
7	1.054	1:12.598	75	1.122	1:12.468	7	0.880	1:12.019	7	0.737	1:11.733	7	1.295	1:11.650
15	1.701	1:12.867	33	1.580	1:11.635	15	1.035	1:11.190	18	1.587	1:11.935	18	1.366	1:10.871
33	1.839	1:12.507	15	1.825	1:12.018	33	1.332	1:11.732	33	2.530	1:13.074	77	3.042	1:11.173
18	2.087	1:14.063	18	2.060	1:11.867	18	1.528	1:11.448	15	2.625	1:13.466	15	3.287	1:11.754
42	2.193	1:12.088	42	2.584	1:12.285	77	2.489	1:11.795	77	2.961	1:12.348	33	3.528	1:12.090
77	2.422	1:12.243	77	2.674	1:12.146	42	2.950	1:12.346	42	3.108	1:12.034	42	3.859	1:11.843
99	2.812	1:12.249	99	2.941	1:12.023	99	3.070	1:12.109	19	3.338	1:11.994	19	3.994	1:11.748
19	3.118	1:12.323	19	3.442	1:12.218	19	3.220	1:11.758	99	3.667	1:12.473	99	4.220	1:11.645
3	5.433	1:12.768	3	5.775	1:12.236	3	5.971	1:12.176	9	6.242	1:11.919	3	7.931	1:12.554
9	5.498	1:13.003	9	6.211	1:12.607	9	6.199	1:11.968	3	6.469	1:12.374	9	8.029	1:12.879
14	5.780	1:12.767	14	6.840	1:12.954	14	6.667	1:11.807	14	6.672	1:11.881	14	8.561	1:12.981
30	8.968	1:12.962	44	9.702	1:12.455	44	10.363	1:12.641	4	11.269	1:12.710	44	13.933	1:13.393
44	9.141	1:12.800	4	10.116	1:12.733	4	10.435	1:12.299	44	11.632	1:13.145	30	14.505	1:13.657
4	9.277	1:12.546	30	10.679	1:13.605	30	10.953	1:12.254	30	11.940	1:12.863	1	14.874	1:13.545
1	9.755	1:12.241	1	10.927	1:13.066	1	11.347	1:12.400	1	12.421	1:12.950	4	15.100	1:14.923
6	16.019	1:18.575	6	41.703	1:37.578P									

Caterham Roadsport Challenge Class B

LAP CHART - RACE 16

(contd.)

Lap 11			Lap 12			Lap 13			Lap 14			Lap 15			
No	Behind	Laptime	No	Behind	Laptime	No	Behind	Laptime	No	Behind	Laptime	No	Behind	Laptime	
24		1:11.777	24		1:11.324	24		1:11.400	24		1:12.314	24		1:11.284	
12	0.251	1:11.241	12	0.328	1:11.401	18	0.308	1:11.185	71	82	47.295	1:12.005	75	0.072	1:10.878
75	0.485	1:12.046	75	0.020	1:10.859	75	0.404	1:11.784	12	0.386	1:12.144	18	0.102	1:11.387	
27	0.556	1:12.101	18	0.523	1:10.851	12	0.556	1:11.628	75	0.478	1:12.388	27	0.529	1:11.263	
18	0.996	1:11.407	27	0.623	1:11.391	27	0.798	1:11.575	27	0.550	1:12.066	12	0.984	1:11.882	
7	1.265	1:11.747	7	0.936	1:10.995	7	1.239	1:11.703	7	0.931	1:12.006	7	1.095	1:11.448	
33	2.635	1:10.884	33	2.268	1:10.957	33	2.367	1:11.499	33	1.146	1:11.093	33	1.507	1:11.645	
15	2.880	1:11.370	15	2.965	1:11.409	15	2.730	1:11.165	15	1.512	1:11.096	15	2.288	1:12.060	
77	3.063	1:11.798	42	4.353	1:11.810	42	4.913	1:11.960	99	4.665	1:11.603	42	6.582	1:13.117	
42	3.867	1:11.785	19	5.028	1:12.180	99	5.376	1:11.154	42	4.749	1:12.150	9	11.059	1:12.186	
99	3.963	1:11.520	99	5.622	1:12.983	19	5.709	1:12.081	19	4.987	1:11.592	3	11.216	1:12.267	
19	4.172	1:11.955	9	9.447	1:12.173	3	10.227	1:12.122	9	10.157	1:12.119	14	11.920	1:12.583	
9	8.598	1:12.346	3	9.505	1:12.158	9	10.352	1:12.305	3	10.233	1:12.320	77	13.007	1:11.945	
3	8.671	1:12.517	14	9.795	1:12.163	14	10.880	1:12.485	14	10.621	1:12.055	19	13.594	1:19.891	
14	8.956	1:12.172	77	11.472	1:19.733	77	12.013	1:11.941	77	12.346	1:12.647	44	19.877	1:12.963	
44	14.620	1:12.464	44	16.202	1:12.906	44	17.645	1:12.843	44	18.198	1:12.867	99	20.107	1:26.726	
4	16.132	1:12.809	4	17.622	1:12.814	4	18.976	1:12.754	4	19.460	1:12.798	4	21.179	1:13.003	
1	16.594	1:13.497	1	17.756	1:12.486	1	19.105	1:12.749	1	19.684	1:12.893	1	21.860	1:13.460	
30	28.450	1:25.722	30	32.166	1:15.040	30	36.816	1:16.050	30	40.919	1:16.417	30	46.065	1:16.430	

Caterham Roadsport Challenge Class B

LAP CHART - RACE 16

(contd.)

Lap 16			Lap 17			Lap 18			Lap 19			Lap 20		
No	Behind	Laptime	No	Behind	Laptime	No	Behind	Laptime	No	Behind	Laptime	No	Behind	Laptime
18		1:11.447	24		1:11.919									
24	0.104	1:11.653	18	0.025	1:12.048									
75	1.023	1:12.500	12	0.370	1:11.154									
12	1.239	1:11.804	75	0.846	1:11.846									
33	1.409	1:11.451	15	2.462	1:11.767									
7	1.680	1:12.134	33	2.988	1:13.602									
27	2.268	1:13.288	7	3.124	1:13.467									
15	2.718	1:11.979	42	7.684	1:12.677									
42	7.030	1:11.997	9	13.090	1:13.352									
9	11.761	1:12.251	3	13.265	1:13.339									
3	11.949	1:12.282	14	13.633	1:12.979									
14	12.677	1:12.306	19	14.277	1:12.097									
77	13.814	1:12.356	77	15.321	1:13.530									
19	14.203	1:12.158	99	22.373	1:13.550									
99	20.846	1:12.288	44	23.095	1:13.952									
44	21.166	1:12.838	4	23.710	1:14.439									
4	21.294	1:11.664	1	23.851	1:13.634									
1	22.240	1:11.929	30	54.307	1:16.461									
30	49.869	1:15.353												

Mighty Mini Championship

QUALIFYING

POS	NO	CL	NAME	NAT	ENTRY	TIME	LAPS	GAP	MPH
1	1	01	Declan MCDONNELL		Mini Cooper 1.3i	1:21.363	11		72.51
2	44	01	Alastair RUSHFORTH		Mini Cooper 1.3i	1:21.584	11	0.221	72.32
3	16	01	David NEVILLE		Mini Cooper 1.3i	1:21.662	11	0.299	72.25
4	26	01	Ian NEVILLE		Mini Cooper	1:21.942	11	0.579	72.00
5	88	01	Steve KIRBY		Mini Cooper Spi 1.3	1:22.183	11	0.820	71.79
6	55	01	Paul CREES		Mini Cooper	1:22.677	11	1.314	71.36
7	6	01	Spencer LYON		Mini Cooper 1.3i	1:22.759	11	1.396	71.29
8	27	01	Christopher HODGSON		Mini Cooper	1:22.771	11	1.408	71.28
9	33	01	Evan MCHUGH		Mini Cooper	1:22.814	11	1.451	71.24
10	15	01	Richard PENNY		Mini Cooper	1:22.834	8	1.471	71.23
11	19	01	Mark DITCHBURN		Mini Cooper	1:22.860	11	1.497	71.20
12	5	01	Daniel HODGSON		Mini Cooper 1.3i	1:23.440	11	2.077	70.71
13	43	01	Simon WOOD		Mini Cooper	1:23.549	11	2.186	70.62
14	80	01	Jeff SELLICK		Mini Cooper	1:23.584	11	2.221	70.59
15	25	01	Mark WILKINSON		Rover Mini Cooper	1:23.615	11	2.252	70.56
16	20	01	Andrew JOHNS		Mini Cooper 1.3 Spi	1:23.617	11	2.254	70.56
17	32	01	Neil HASLER		Rover Mini Cooper	1:23.659	11	2.296	70.52
18	71	01	Tim HARBER		Mini Cooper 1.3i	1:24.020	11	2.657	70.22
19	42	01	Charlie CHARMAN		Mini Cooper	1:24.059	11	2.696	70.19
20	83	01	Derek MOON		Mini Cooper 1.3i	1:24.171	11	2.808	70.10
21	45	01	Julian AFFLECK		Mini 1.3i	1:24.172	9	2.809	70.09
22	17	01	Dominic SPURR		Rover Mini Cooper	1:24.181	11	2.818	70.09
23	52	01	John BRYANT		Mini Cooper	1:24.868	11	3.505	69.52
24	23	01	Ian CRITCHLEY		Mini Cooper	1:25.164	11	3.801	69.28
25	68	01	David HALE		Rover Mini Cooper	1:26.011	11	4.648	68.60
26	22	01	Catherina TURK		Rover Mini Cooper	1:33.147	10	11.784	63.34

Weather / Track : Sunny / Dry

These results are provisional until the conclusion of any judicial and technical matters.

Silverstone
Circuit Length = 1.6390 miles.
Start: 10:31 End: 10:46

Clerk of Course:	Stewards:	Timekeeper:
------------------	-----------	-------------

Mighty Mini Championship

QUALIFYING - LAP ANALYSIS

1	Declan MCDONNELL	Mini Cooper 1.3i
1 -	2:27.098	6 - 1:22.186
2 -	1:23.184	7 - 1:30.545
3 -	1:23.034	8 - 1:21.460
4 -	1:22.896	9 - 1:22.100
5 -	1:31.786	10 - 1:29.021
		11 - 1:21.363
5	Daniel HODGSON	Mini Cooper 1.3i
1 -	2:40.638	6 - 1:24.098
2 -	1:25.451	7 - 1:24.149
3 -	1:23.930	8 - 1:23.734
4 -	1:27.427	9 - 1:24.198
5 -	1:24.905	10 - 1:23.440
6	Spencer LYON	Mini Cooper 1.3i
1 -	2:25.897	6 - 1:22.759
2 -	1:26.148	7 - 1:24.446
3 -	1:25.016	8 - 1:23.481
4 -	1:25.591	9 - 1:27.929
5 -	1:26.614	10 - 1:23.509
11 -	1:23.141	
15	Richard PENNY	Mini Cooper
1 -	2:36.927	6 - 1:23.587
2 -	1:26.893	7 - 1:23.627
3 -	6:10.735P	8 - 1:22.834
4 -	1:41.604	
5 -	1:23.808	
16	David NEVILLE	Mini Cooper 1.3i
1 -	2:37.853	6 - 1:22.446
2 -	1:24.765	7 - 1:22.261
3 -	1:23.673	8 - 1:27.466
4 -	1:26.375	9 - 1:21.662
5 -	1:22.818	10 - 1:21.914
11 -	1:25.465	
17	Dominic SPURR	Rover Mini Cooper
1 -	2:32.631	6 - 1:26.038
2 -	1:26.836	7 - 1:25.767
3 -	1:27.207	8 - 1:24.181
4 -	1:27.286	9 - 1:24.994
5 -	1:25.290	10 - 1:25.444
11 -	1:25.086	
19	Mark DITCBURN	Mini Cooper
1 -	2:34.842	6 - 1:23.202
2 -	1:25.693	7 - 1:23.367
3 -	1:25.776	8 - 1:23.776
4 -	1:27.049	9 - 1:22.860
5 -	1:23.312	10 - 1:23.596
11 -	1:22.898	

Mighty Mini Championship QUALIFYING - LAP ANALYSIS

(contd.)

20	Andrew JOHNS	Mini Cooper 1.3 Spi
1 -	2:37.588	6 - 1:24.179
2 -	1:28.994	7 - 1:24.136
3 -	1:25.790	8 - 1:23.760
4 -	1:27.091	9 - 1:23.988
5 -	1:25.188	10 - 1:25.049
		11 - 1:23.617
22	Catherina TURK	Rover Mini Cooper
1 -	2:37.183	6 - 1:37.719
2 -	1:35.744	7 - 1:37.354
3 -	1:45.318	8 - 1:33.147
4 -	1:41.768	9 - 1:41.071
5 -	1:35.970	10 - 1:35.936
23	Ian CRITCHLEY	Mini Cooper
1 -	2:32.228	6 - 1:26.102
2 -	1:27.355	7 - 1:26.251
3 -	1:26.875	8 - 1:26.553
4 -	1:28.514	9 - 1:25.164
5 -	1:25.290	10 - 1:25.584
11 -		1:25.922
25	Mark WILKINSON	Rover Mini Cooper
1 -	2:29.411	6 - 1:23.840
2 -	1:26.313	7 - 1:24.974
3 -	1:25.840	8 - 1:24.233
4 -	1:26.758	9 - 1:23.819
5 -	1:24.420	10 - 1:24.763
11 -		1:23.615
26	Ian NEVILLE	Mini Cooper
1 -	2:39.058	6 - 1:22.861
2 -	1:26.002	7 - 1:22.085
3 -	1:23.009	8 - 1:29.213
4 -	1:25.141	9 - 1:22.242
5 -	1:21.942	10 - 1:22.116
11 -		1:22.395
27	Christopher HODGSON	Mini Cooper
1 -	2:41.461	6 - 1:23.093
2 -	1:26.246	7 - 1:22.909
3 -	1:24.556	8 - 1:22.771
4 -	1:25.372	9 - 1:23.783
5 -	1:30.638	10 - 1:23.158
11 -		1:22.809
32	Neil HASLER	Rover Mini Cooper
1 -	2:42.629	6 - 1:24.354
2 -	1:26.268	7 - 1:24.589
3 -	1:24.098	8 - 1:27.072
4 -	1:25.876	9 - 1:24.315
5 -	1:23.962	10 - 1:23.938
11 -		1:23.659

Mighty Mini Championship QUALIFYING - LAP ANALYSIS

(contd.)

33	Evan MCHUGH	Mini Cooper
1 - 3:10.848	6 - 1:24.338	11 - 1:23.395
2 - 1:28.292	7 - 1:28.953	
3 - 1:29.070	8 - 1:23.758	
4 - 1:31.453	9 - 1:23.400	
5 - 1:23.971	10 - 1:22.814	
42	Charlie CHARMAN	Mini Cooper
1 - 2:38.541	6 - 1:25.010	11 - 1:24.637
2 - 1:26.034	7 - 1:24.197	
3 - 1:29.847	8 - 1:24.705	
4 - 1:26.710	9 - 1:24.183	
5 - 1:25.238	10 - 1:24.059	
43	Simon WOOD	Mini Cooper
1 - 2:26.614	6 - 1:26.326	11 - 1:25.571
2 - 1:25.735	7 - 1:23.549	
3 - 1:24.527	8 - 1:25.376	
4 - 1:26.287	9 - 1:26.688	
5 - 1:23.641	10 - 1:23.988	
44	Alastair RUSHFORTH	Mini Cooper 1.3i
1 - 2:39.536	6 - 1:22.537	11 - 1:25.132
2 - 1:25.719	7 - 1:23.039	
3 - 1:23.540	8 - 1:22.882	
4 - 1:25.259	9 - 1:22.194	
5 - 1:21.584	10 - 1:25.595	
45	Julian AFFLECK	Mini 1.3i
1 - 2:36.700	6 - 1:26.184	
2 - 1:26.643	7 - 1:25.133	
3 - 1:25.819	8 - 1:24.172	
4 - 1:26.407	9 - 1:45.489P	
5 - 1:24.615		
52	John BRYANT	Mini Cooper
1 - 2:31.111	6 - 1:25.800	11 - 1:24.868
2 - 1:26.446	7 - 1:25.185	
3 - 1:25.687	8 - 1:25.581	
4 - 1:26.415	9 - 1:26.279	
5 - 1:25.143	10 - 1:25.679	
55	Paul CREES	Mini Cooper
1 - 2:31.479	6 - 1:22.677	11 - 1:24.648
2 - 1:26.541	7 - 1:23.659	
3 - 1:24.122	8 - 1:23.427	
4 - 1:25.286	9 - 1:24.616	
5 - 1:23.316	10 - 1:24.098	


Mighty Mini Championship QUALIFYING - LAP ANALYSIS

(contd.)

68	David HALE	Rover Mini Cooper
1 - 2:44.713	6 - 1:26.661	11 - 1:26.252
2 - 1:28.365	7 - 1:26.513	
3 - 1:27.121	8 - 1:26.011	
4 - 1:27.102	9 - 1:26.293	
5 - 1:26.953	10 - 1:26.330	
71	Tim HARBER	Mini Cooper 1.3i
1 - 2:30.121	6 - 1:24.314	11 - 1:24.256
2 - 1:26.540	7 - 1:26.256	
3 - 1:24.643	8 - 1:24.020	
4 - 1:26.339	9 - 1:24.838	
5 - 1:24.595	10 - 1:24.108	
80	Jeff SELICK	Mini Cooper
1 - 2:28.681	6 - 1:23.942	11 - 1:24.562
2 - 1:25.769	7 - 1:24.109	
3 - 1:24.993	8 - 1:23.584	
4 - 1:25.136	9 - 1:24.060	
5 - 1:25.414	10 - 1:24.152	
83	Derek MOON	Mini Cooper 1.3i
1 - 2:33.448	6 - 1:26.775	11 - 1:24.171
2 - 1:28.405	7 - 1:26.073	
3 - 1:26.101	8 - 1:24.648	
4 - 1:29.268	9 - 1:25.042	
5 - 1:26.615	10 - 1:24.539	
88	Steve KIRBY	Mini Cooper Spi 1.3
1 - 2:28.064	6 - 1:24.107	11 - 1:26.348
2 - 1:24.979	7 - 1:25.744	
3 - 1:24.815	8 - 1:22.183	
4 - 1:25.650	9 - 1:27.528	
5 - 1:24.101	10 - 1:22.879	

Mighty Mini Championship

GRID FOR RACE 9

ROW 13	1:26.011 68 HALE	1:33.147 22 TURK
ROW 12	1:24.868 52 BRYANT	1:25.164 23 CRITCHLEY
ROW 11	1:24.172 45 AFFLECK	1:24.181 17 SPURR
ROW 10	1:24.059 42 CHARMAN	1:24.171 83 MOON
ROW 9	1:23.659 32 HASLER	1:24.020 71 HARBER
ROW 8	1:23.615 25 WILKINSON	1:23.617 20 JOHNS
ROW 7	1:23.549 43 WOOD	1:23.584 80 SELICK
ROW 6	1:22.860 19 DITCHBURN	1:23.440 5 HODGSON
ROW 5	1:22.814 33 MCHUGH	1:22.834 15 PENNY
ROW 4	1:22.759 6 LYON	1:22.771 27 HODGSON
ROW 3	1:22.183 88 KIRBY	1:22.677 55 CREES
ROW 2	1:21.662 16 NEVILLE	1:21.942 26 NEVILLE
ROW 1	1:21.363 1 MCDONNELL	1:21.584 44 RUSHFORTH
POLE		
		

Weather / Track : Sunny / Dry

These results are provisional until the conclusion of any judicial and technical matters.

Silverstone
Circuit Length = 1.6390 miles.
Start: 10:31 End: 10:46

Clerk of Course:	Stewards:	Timekeeper:
------------------	-----------	-------------

Mighty Mini Championship

GRID FOR RACE 9 - AMENDED

ROW 14	22	TURK	
ROW 13	13	EVANS	23 CRITCHLEY
ROW 12		1:24.868 52 BRYANT	1:26.011 68 HALE
ROW 11	45	1:24.172 AFFLECK	1:24.181 17 SPURR
ROW 10		1:24.059 42 CHARMAN	1:24.171 83 MOON
ROW 9	32	1:23.659 HASLER	1:24.020 71 HARBER
ROW 8		1:23.615 25 WILKINSON	1:23.617 20 JOHNS
ROW 7	43	1:23.549 WOOD	1:23.584 80 SELICK
ROW 6		1:22.860 19 DITCHBURN	1:23.440 5 HODGSON
ROW 5	33	1:22.814 MCHUGH	1:22.834 15 PENNY
ROW 4		1:22.759 6 LYON	1:22.771 27 HODGSON
ROW 3	88	1:22.183 KIRBY	1:22.677 55 CREES
ROW 2		1:21.662 16 NEVILLE	1:21.942 26 NEVILLE
ROW 1	1	1:21.363 MCDONNELL	1:21.584 44 RUSHFORTH
POLE			

Car 13, 23, 22 to back of grid
Weather / Track : Sunny / Dry

These results are provisional until the conclusion of any judicial and technical matters.

Silverstone
Circuit Length = 1.6390 miles.
Start: 10:31 End: 10:46

Clerk of Course:	Stewards:	Timekeeper:
------------------	-----------	-------------

Mighty Mini Championship

RACE CLASSIFICATION - RACE 9

POS	NO	CL	NAME	NAT	ENTRY	TIME	LAPS	GAP	MPH	BEST
1	1	01	Declan MCDONNELL		Mini Cooper 1.3i	15:21.529	11		70.62	1:22.291
2	26	01	Ian NEVILLE		Mini Cooper	15:21.920	11	0.391	70.59	1:22.275
3	44	01	Alastair RUSHFORTH		Mini Cooper 1.3i	15:22.218	11	0.689	70.57	1:22.220
4	88	01	Steve KIRBY		Mini Cooper Spi 1.3	15:39.606	11	18.077	69.26	1:23.334
5	43	01	Simon WOOD		Mini Cooper	15:40.023	11	18.494	69.23	1:23.430
6	6	01	Spencer LYON		Mini Cooper 1.3i	15:40.400	11	18.871	69.20	1:22.541
7	27	01	Christopher HODGSON		Mini Cooper	15:40.927	11	19.398	69.16	1:23.093
8	19	01	Mark DITCHBURN		Mini Cooper	15:40.972	11	19.443	69.16	1:23.167
9	15	01	Richard PENNY		Mini Cooper	15:41.738	11	20.209	69.10	1:23.538
10	32	01	Neil HASLER		Rover Mini Cooper	15:41.892	11	20.363	69.09	1:23.424
11	25	01	Mark WILKINSON		Rover Mini Cooper	15:42.013	11	20.484	69.08	1:23.360
12	55	01	Paul CREES		Mini Cooper	15:44.213	11	22.684	68.92	1:22.922
13	5	01	Daniel HODGSON		Mini Cooper 1.3i	15:44.329	11	22.800	68.91	1:22.816
14	71	01	Tim HARBER		Mini Cooper 1.3i	15:44.650	11	23.121	68.89	1:23.336
15	83	01	Derek MOON		Mini Cooper 1.3i	15:45.534	11	24.005	68.83	1:22.831
16	80	01	Jeff SELICK		Mini Cooper	15:47.198	11	25.669	68.70	1:23.695
17	17	01	Dominic SPURR		Rover Mini Cooper	15:48.076	11	26.547	68.64	1:23.824
18	20	01	Andrew JOHNS		Mini Cooper 1.3 Spi	15:48.196	11	26.667	68.63	1:23.562
19	42	01	Charlie CHARMAN		Mini Cooper	16:06.073	11	44.544	67.36	1:24.535
20	68	01	David HALE		Rover Mini Cooper	16:06.567	11	45.038	67.33	1:25.451
21	52	01	John BRYANT		Mini Cooper	16:06.932	11	45.403	67.30	1:24.799
22	23	01	Ian CRITCHLEY		Mini Cooper	16:09.346	11	47.817	67.13	1:25.563
23	13	01	Oliver EVANS		Mini Cooper	16:42.766	11	1:21.237	64.90	1:28.081
24	22	01	Catherina TURK		Rover Mini Cooper	15:57.748	10	1 LAP	61.79	1:31.388
NOT CLASSIFIED										
33	01	01	Evan MCHUGH		Mini Cooper	11:28.174	8	D.N.F.	68.84	1:23.789
16	01	01	David NEVILLE		Mini Cooper 1.3i	2:34.687	1	D.N.F.	39.28	
45	01	01	Julian AFFLECK		Mini 1.3i		0	D.N.F.	N/A	
FASTEST LAP										
44	01	01	Alastair RUSHFORTH		Mini Cooper 1.3i	1:22.220	11	71.76mph		115.49kph

Weather / Track : Sunny / Dry

These results are provisional until the conclusion of any judicial and technical matters.

Silverstone
Circuit Length = 1.6390 miles.
Start: 09:51 End: 10:07

Clerk of Course:	Stewards:	Timekeeper:

Mighty Mini Championship

LAP CHART - RACE 9

Lap 1			Lap 2			Lap 3			Lap 4			Lap 5		
No	Behind	Laptime	No	Behind	Laptime	No	Behind	Laptime	No	Behind	Laptime	No	Behind	Laptime
1		1:33.622	1		1:22.974	1		1:22.764	1		1:22.762	1		1:22.909
44	0.247	1:33.869	44	0.300	1:23.027	44	0.312	1:22.776	44	0.411	1:22.861	44	0.353	1:22.851
26	0.680	1:34.302	26	0.560	1:22.854	26	0.747	1:22.951	26	0.684	1:22.699	26	0.544	1:22.769
55	2.474	1:36.096	33	4.121	1:24.111	55	6.933	1:25.386	88	7.719	1:23.334	88	8.710	1:23.900
88	2.893	1:36.515	55	4.311	1:24.811	88	7.147	1:25.604	15	8.153	1:23.538	6	9.112	1:23.294
6	2.941	1:36.563	43	4.550	1:24.245	15	7.377	1:25.495	55	8.475	1:24.304	15	9.577	1:24.333
15	2.955	1:36.577	6	4.257	1:24.290	33	7.553	1:26.196	6	8.727	1:23.612	55	10.006	1:24.440
33	2.984	1:36.606	88	4.307	1:24.388	43	7.680	1:25.894	43	8.862	1:23.944	43	10.004	1:24.051
43	3.279	1:36.901	15	4.646	1:24.665	6	7.877	1:26.384	33	9.140	1:24.349	33	10.248	1:24.017
27	3.800	1:37.422	19	5.270	1:24.416	19	8.128	1:25.622	19	9.990	1:24.624	19	10.248	1:23.167
19	3.828	1:37.450	71	5.657	1:23.462	27	8.313	1:25.331	5	10.735	1:24.516	27	10.998	1:23.093
5	4.076	1:37.698	5	5.743	1:24.641	5	8.981	1:26.002	27	10.814	1:25.263	5	12.030	1:24.204
71	5.169	1:38.791	27	5.746	1:24.920	32	9.876	1:25.161	32	12.099	1:24.985	71	13.537	1:24.345
20	5.747	1:39.369	20	6.844	1:24.071	20	10.108	1:26.028	71	12.101	1:24.932	32	14.056	1:24.866
80	5.839	1:39.461	32	7.479	1:24.156	71	9.931	1:27.038	25	12.398	1:24.799	25	14.476	1:24.987
32	6.297	1:39.919	80	7.828	1:24.963	25	10.361	1:25.221	20	13.020	1:25.674	20	15.076	1:24.965
25	6.500	1:40.122	25	7.904	1:24.378	80	10.970	1:25.906	80	13.888	1:25.680	83	15.963	1:24.871
83	8.810	1:42.432	83	10.493	1:24.657	83	11.899	1:24.170	83	14.001	1:24.864	80	16.621	1:25.642
17	8.991	1:42.613	17	11.308	1:25.291	17	12.911	1:24.367	17	15.073	1:24.924	17	16.985	1:24.821
68	9.978	1:43.600	68	12.455	1:25.451	68	15.346	1:25.655	68	18.364	1:25.780	68	21.648	1:26.193
23	12.603	1:46.225	23	15.257	1:25.628	23	18.351	1:25.858	23	22.116	1:26.527	23	26.058	1:26.851
52	13.749	1:47.371	52	16.566	1:25.791	52	20.333	1:26.531	52	24.012	1:26.441	52	28.012	1:26.909
13	15.523	1:49.145	42	21.487	1:26.074	42	24.793	1:26.070	42	28.395	1:26.364	42	30.980	1:25.494
42	18.387	1:52.009	13	22.776	1:30.227	13	29.002	1:28.990	13	36.112	1:29.872	13	43.483	1:30.280
22	22.659	1:56.281	22	34.424	1:34.739	22	46.047	1:34.387	22	57.965	1:34.680	22	1:08.966	1:33.910
16	1:01.065	2:34.687P												

Mighty Mini Championship

LAP CHART - RACE 9

(contd.)

Lap 6			Lap 7			Lap 8			Lap 9			Lap 10		
No	Behind	Laptime	No	Behind	Laptime	No	Behind	Laptime	No	Behind	Laptime	No	Behind	Laptime
1		1:22.786	1		1:23.362	1		1:22.870	1		1:22.620	1		1:22.569
44	0.246	1:22.679	44	0.284	1:23.400	44	0.400	1:22.986	26	0.676	1:22.533	26	0.407	1:22.300
26	0.625	1:22.867	26	0.795	1:23.532	26	0.763	1:22.838	44	0.760	1:22.980	44	0.760	1:22.569
15	10.939	1:24.148	43	11.762	1:23.430	22	1 LAP	1:32.541	43	14.268	1:23.863	43	16.709	1:25.010
88	11.187	1:25.263	88	11.801	1:23.976	15	13.024	1:24.052	19	14.345	1:23.864	88	16.711	1:23.988
19	11.521	1:24.059	15	11.842	1:24.265	43	13.025	1:24.133	27	14.606	1:23.565	19	17.224	1:25.448
43	11.694	1:24.476	19	12.206	1:24.047	19	13.101	1:23.765	15	15.029	1:24.625	15	17.253	1:24.793
33	12.522	1:25.060	27	12.616	1:23.312	88	13.582	1:24.651	88	15.292	1:24.330	27	17.612	1:25.575
27	12.666	1:24.454	33	12.949	1:23.789	27	13.661	1:23.915	6	15.885	1:24.178	6	17.790	1:24.474
5	12.971	1:23.727	6	13.495	1:22.541	33	14.125	1:24.046	32	16.623	1:23.594	32	18.372	1:24.318
71	14.087	1:23.336	5	13.776	1:24.167	6	14.327	1:23.702	25	16.799	1:23.360	25	18.463	1:24.233
6	14.316	1:27.990	71	14.539	1:23.814	32	15.649	1:23.646	5	16.802	1:22.816	5	20.468	1:26.235
32	14.811	1:23.541	32	14.873	1:23.424	25	16.059	1:23.620	22	1 LAP	1:33.332	71	20.917	1:24.905
25	15.203	1:23.513	25	15.309	1:23.468	5	16.606	1:25.700	71	18.581	1:23.498	55	20.958	1:24.393
20	16.404	1:24.114	83	16.279	1:22.831	83	17.203	1:23.794	55	19.134	1:23.302	83	22.883	1:25.854
83	16.810	1:23.633	20	17.384	1:24.342	71	17.703	1:26.034	83	19.598	1:25.015	80	23.923	1:26.503
80	17.530	1:23.695	80	17.894	1:23.726	20	18.076	1:23.562	20	19.919	1:24.463	20	23.989	1:26.639
17	18.205	1:24.006	55	18.400	1:23.311	55	18.452	1:22.922	80	19.989	1:23.753	17	24.395	1:24.998
55	18.451	1:31.231	17	19.290	1:24.447	80	18.856	1:23.832	17	21.966	1:24.342	22	1 LAP	1:32.505
68	25.072	1:26.210	68	28.291	1:26.581	17	20.244	1:23.824	68	36.908	1:27.054	68	40.415	1:26.076
23	30.308	1:27.036	23	33.797	1:26.851	68	32.474	1:27.053	42	38.976	1:25.254	42	41.518	1:25.111
52	31.661	1:26.435	42	34.677	1:24.877	42	36.342	1:24.535	52	39.355	1:24.799	52	42.028	1:25.242
42	33.162	1:24.968	52	34.900	1:26.601	52	37.176	1:25.146	23	41.149	1:25.781	23	44.545	1:25.965
13	51.127	1:30.430	13	57.076	1:29.311	23	37.988	1:27.061	13	1:09.867	1:29.152	13	1:15.379	1:28.081
22	1:20.165	1:33.985				13	1:03.335	1:29.129						

Mighty Mini Championship


LAP CHART - RACE 9

(contd.)

Lap 11			Lap 12			Lap 13			Lap 14			Lap 15		
No	Behind	Laptime	No	Behind	Laptime	No	Behind	Laptime	No	Behind	Laptime	No	Behind	Laptime
1		1:22.291												
26	0.391	1:22.275												
44	0.689	1:22.220												
88	18.077	1:23.657												
43	18.494	1:24.076												
6	18.871	1:23.372												
27	19.398	1:24.077												
19	19.443	1:24.510												
15	20.209	1:25.247												
32	20.363	1:24.282												
25	20.484	1:24.312												
55	22.684	1:24.017												
5	22.800	1:24.623												
71	23.121	1:24.495												
83	24.005	1:23.413												
80	25.669	1:24.037												
17	26.547	1:24.443												
20	26.667	1:24.969												
22	1 LAP	1:31.388												
42	44.544	1:25.317												
68	45.038	1:26.914												
52	45.403	1:25.666												
23	47.817	1:25.563												
13	1:21.237	1:28.149												

Mighty Mini Championship

GRID FOR RACE 20

ROW 14	45	AFFLECK	
ROW 13	33	MCHUGH	16 NEVILLE
ROW 12	13	EVANS	22 TURK
ROW 11	52	BRYANT	23 CRITCHLEY
ROW 10	42	CHARMAN	68 HALE
ROW 9	17	SPURR	20 JOHNS
ROW 8	83	MOON	80 SELICK
ROW 7	5	HODGSON	71 HARBER
ROW 6	25	WILKINSON	55 CREES
ROW 5	15	PENNY	32 HASLER
ROW 4	27	HODGSON	19 DITCHBURN
ROW 3	43	WOOD	6 LYON
ROW 2	44	RUSHFORTH	88 KIRBY
ROW 1	1	MCDONNELL	26 NEVILLE
POLE			
			

Weather / Track : Sunny / Dry
These results are provisional until the conclusion of any judicial and technical matters.

Silverstone
 Circuit Length = 1.6390 miles.
 Start: 09:51 End: 10:07

Clerk of Course:	Stewards:	Timekeeper:
------------------	-----------	-------------

Mighty Mini Championship

RACE CLASSIFICATION - RACE 20

POS	NO	CL	NAME	NAT	ENTRY	TIME	LAPS	GAP	MPH	BEST
1	1	01	Declan MCDONNELL		Mini Cooper 1.3i	15:27.601	11		70.16	1:22.567
2	26	01	Ian NEVILLE		Mini Cooper	15:27.606	11	0.005	70.16	1:22.541
3	88	01	Steve KIRBY		Mini Cooper Spi 1.3	15:29.154	11	1.553	70.04	1:22.459
4	19	01	Mark DITCHBURN		Mini Cooper	15:29.521	11	1.920	70.01	1:22.473
5	27	01	Christopher HODGSON		Mini Cooper	15:29.912	11	2.311	69.98	1:22.519
6	43	01	Simon WOOD		Mini Cooper	15:30.341	11	2.740	69.95	1:22.363
7	44	01	Alastair RUSHFORTH		Mini Cooper 1.3i	15:32.717	11	5.116	69.77	1:23.077
8	6	01	Spencer LYON		Mini Cooper 1.3i	15:33.107	11	5.506	69.74	1:22.354
9	16	01	David NEVILLE		Mini Cooper 1.3i	15:36.097	11	8.496	69.52	1:22.886
10	15	01	Richard PENNY		Mini Cooper	15:36.578	11	8.977	69.48	1:22.420
11	5	01	Daniel HODGSON		Mini Cooper 1.3i	15:37.321	11	9.720	69.43	1:23.007
12	83	01	Derek MOON		Mini Cooper 1.3i	15:37.761	11	10.160	69.40	1:22.728
13	33	01	Evan MCHUGH		Mini Cooper	15:37.876	11	10.275	69.39	1:22.695
14	32	01	Neil HASLER		Rover Mini Cooper	15:38.306	11	10.705	69.36	1:23.067
15	71	01	Tim HARBER		Mini Cooper 1.3i	15:38.946	11	11.345	69.31	1:23.157
16	25	01	Mark WILKINSON		Rover Mini Cooper	15:40.158	11	12.557	69.22	1:23.161
17	55	01	Paul CREES		Mini Cooper	15:40.556	11	12.955	69.19	1:23.329
18	20	01	Andrew JOHNS		Mini Cooper 1.3 Spi	15:50.715	11	23.114	68.45	1:23.412
19	80	01	Jeff SELICK		Mini Cooper	15:53.889	11	26.288	68.22	1:24.607
20	42	01	Charlie CHARMAN		Mini Cooper	16:01.334	11	33.733	67.69	1:24.198
21	52	01	John BRYANT		Mini Cooper	16:01.739	11	34.138	67.67	1:25.071
22	17	01	Dominic SPURR		Rover Mini Cooper	16:02.280	11	34.679	67.63	1:24.569
23	68	01	David HALE		Rover Mini Cooper	16:03.150	11	35.549	67.57	1:25.347
24	23	01	Ian CRITCHLEY		Mini Cooper	16:04.504	11	36.903	67.47	1:24.392
25	45	01	Julian AFFLECK		Mini 1.3i	16:08.695	11	41.094	67.18	1:25.264
26	13	01	Oliver EVANS		Mini Cooper	16:49.669	11	1:22.068	64.45	1:27.871
27	22	01	Catherina TURK		Rover Mini Cooper	16:55.467	11	1:27.866	64.09	1:29.172

FASTEST LAP

6	01	Spencer LYON	Mini Cooper 1.3i	1:22.354	7	71.64mph	115.30kph
---	----	---------------------	------------------	----------	---	----------	-----------

Weather / Track : Cloudy / Dry

These results are provisional until the conclusion of any judicial and technical matters.

Silverstone
Circuit Length = 1.6390 miles.
Start: 17:20 End: 17:37

Clerk of Course:	Stewards:	Timekeeper:
------------------	-----------	-------------

Mighty Mini Championship

LAP CHART - RACE 20

Lap 1			Lap 2			Lap 3			Lap 4			Lap 5		
No	Behind	Laptime	No	Behind	Laptime	No	Behind	Laptime	No	Behind	Laptime	No	Behind	Laptime
1		1:35.717	1		1:24.152	1		1:23.826	26		1:23.257	1		1:23.089
26	0.349	1:36.066	26	0.424	1:24.227	26	0.320	1:23.722	1	0.136	1:23.713	26	0.543	1:23.768
44	0.550	1:36.267	6	0.839	1:24.240	88	0.829	1:23.279	88	0.800	1:23.548	88	1.027	1:23.452
6	0.751	1:36.468	44	1.147	1:24.749	44	1.182	1:23.861	6	1.095	1:23.220	6	1.073	1:23.203
88	1.087	1:36.804	88	1.376	1:24.441	6	1.452	1:24.439	44	1.593	1:23.988	44	1.527	1:23.159
43	1.562	1:37.279	43	1.963	1:24.553	43	1.849	1:23.712	43	1.755	1:23.483	19	1.878	1:23.012
19	1.830	1:37.547	19	2.312	1:24.634	19	2.152	1:23.666	19	2.091	1:23.516	43	2.322	1:23.792
27	2.044	1:37.761	27	2.562	1:24.670	27	2.588	1:23.852	27	2.192	1:23.181	27	2.712	1:23.745
32	3.411	1:39.128	16	4.592	1:24.610	16	4.686	1:23.920	16	5.114	1:24.005	5	5.389	1:23.441
15	3.551	1:39.268	5	4.713	1:25.313	5	5.016	1:24.129	5	5.173	1:23.734	16	5.696	1:23.807
5	3.552	1:39.269	32	5.038	1:25.779	71	5.234	1:23.785	83	5.340	1:23.229	71	6.055	1:23.339
55	3.916	1:39.633	15	5.163	1:25.764	32	5.562	1:24.350	71	5.941	1:24.284	83	6.246	1:24.131
16	4.134	1:39.851	71	5.275	1:25.165	83	5.688	1:23.825	32	6.292	1:24.307	32	6.777	1:23.710
71	4.262	1:39.979	55	5.426	1:25.662	15	5.893	1:24.556	15	6.348	1:24.032	15	6.894	1:23.771
83	4.287	1:40.004	83	5.689	1:25.554	55	6.544	1:24.944	55	7.179	1:24.212	55	7.963	1:24.009
25	5.157	1:40.874	25	6.001	1:24.996	33	6.622	1:24.312	33	7.304	1:24.259	33	8.035	1:23.956
52	5.829	1:41.546	33	6.136	1:24.328	25	7.171	1:24.996	25	8.173	1:24.579	25	8.911	1:23.963
33	5.960	1:41.677	80	8.359	1:25.814	80	9.853	1:25.320	80	11.088	1:24.812	80	12.470	1:24.607
80	6.697	1:42.414	52	8.837	1:27.160	52	11.699	1:26.688	20	14.360	1:23.970	20	15.824	1:24.689
68	6.798	1:42.515	68	10.857	1:28.211	68	12.789	1:25.758	52	14.655	1:26.533	42	17.143	1:24.970
42	7.432	1:43.149	42	12.635	1:29.355	20	13.967	1:24.220	68	14.968	1:25.756	52	17.535	1:26.105
17	7.523	1:43.240	45	13.503	1:28.409	42	14.777	1:25.968	42	15.398	1:24.198	68	18.234	1:26.491
20	8.349	1:44.066	20	13.573	1:29.376	17	15.817	1:24.991	17	17.501	1:25.261	17	19.284	1:25.008
23	9.248	1:44.965	17	14.652	1:31.281	45	17.275	1:27.598	23	18.683	1:24.981	23	20.445	1:24.987
45	9.246	1:44.963	23	15.635	1:30.539	23	17.279	1:25.470	45	21.549	1:27.851	45	24.805	1:26.481
22	13.363	1:49.080	22	23.454	1:34.243	22	31.075	1:31.447	22	38.043	1:30.545	13	45.403	1:30.238
13	14.177	1:49.894	13	23.880	1:33.855	13	31.359	1:31.305	13	38.390	1:30.608	22	45.864	1:31.046

Mighty Mini Championship

LAP CHART - RACE 20

(contd.)

Lap 6			Lap 7			Lap 8			Lap 9			Lap 10		
No	Behind	Laptime	No	Behind	Laptime	No	Behind	Laptime	No	Behind	Laptime	No	Behind	Laptime
1		1:22.878	1		1:22.601	1		1:22.567	1		1:22.667	1		1:22.677
26	0.442	1:22.777	26	0.382	1:22.541	26	0.415	1:22.600	26	0.365	1:22.617	26	0.378	1:22.690
6	1.171	1:22.976	6	0.924	1:22.354	6	0.858	1:22.501	88	1.365	1:22.700	88	2.060	1:23.372
88	1.382	1:23.233	88	1.240	1:22.459	88	1.332	1:22.659	6	1.545	1:23.354	19	2.210	1:23.025
19	1.894	1:22.894	19	1.840	1:22.547	19	1.746	1:22.473	19	1.862	1:22.783	6	2.421	1:23.553
44	2.083	1:23.434	43	2.019	1:22.363	43	2.036	1:22.584	43	2.115	1:22.746	43	2.854	1:23.416
43	2.257	1:22.813	44	2.559	1:23.077	27	3.701	1:23.625	27	3.657	1:22.623	27	3.499	1:22.519
27	2.581	1:22.747	27	2.643	1:22.663	44	3.892	1:23.900	44	4.527	1:23.302	44	5.048	1:23.198
16	6.336	1:23.518	16	7.128	1:23.393	71	7.883	1:23.163	16	8.185	1:22.886	16	8.792	1:23.284
5	6.451	1:23.940	71	7.287	1:23.157	16	7.966	1:23.405	5	8.597	1:23.007	15	9.724	1:23.718
71	6.731	1:23.554	5	7.473	1:23.623	5	8.257	1:23.351	71	8.673	1:23.457	5	10.285	1:24.365
83	6.904	1:23.536	83	8.012	1:23.709	15	8.930	1:23.362	15	8.683	1:22.420	71	10.459	1:24.463
15	7.296	1:23.280	15	8.135	1:23.440	83	9.050	1:23.605	83	9.111	1:22.728	33	10.693	1:23.714
32	7.434	1:23.535	33	8.288	1:23.037	33	9.273	1:23.552	33	9.656	1:23.050	83	10.845	1:24.411
33	7.852	1:22.695	32	9.077	1:24.244	32	9.813	1:23.303	32	10.311	1:23.165	32	11.352	1:23.718
55	8.919	1:23.834	55	9.647	1:23.329	55	10.712	1:23.632	55	11.633	1:23.588	55	12.493	1:23.537
25	9.714	1:23.681	25	10.568	1:23.455	25	11.331	1:23.330	25	12.141	1:23.477	25	12.625	1:23.161
80	14.446	1:24.854	80	16.865	1:25.020	20	19.020	1:23.749	20	20.517	1:24.164	20	22.074	1:24.234
20	17.027	1:24.081	20	17.838	1:23.412	80	19.516	1:25.218	80	21.599	1:24.750	80	24.255	1:25.333
42	19.242	1:24.977	42	21.781	1:25.140	42	25.032	1:25.818	42	28.225	1:25.860	42	31.655	1:26.107
52	20.041	1:25.384	52	22.511	1:25.071	52	25.573	1:25.629	52	28.389	1:25.483	52	32.298	1:26.586
68	20.864	1:25.508	17	23.420	1:25.046	17	26.076	1:25.223	23	28.909	1:24.731	17	32.993	1:26.499
17	20.975	1:24.569	23	24.282	1:24.924	23	26.845	1:25.130	17	29.171	1:25.762	68	33.621	1:25.915
23	21.959	1:24.392	68	24.772	1:26.509	68	27.552	1:25.347	68	30.383	1:25.498	23	35.794	1:29.562
45	28.070	1:26.143	45	30.819	1:25.350	45	34.124	1:25.872	45	36.776	1:25.319	45	39.544	1:25.445
13	51.873	1:29.348	13	57.695	1:28.423	13	1:03.308	1:28.180	13	1:09.771	1:29.130	13	1:17.911	1:30.817
22	53.760	1:30.774	22	1:00.509	1:29.350	22	1:07.582	1:29.640	22	1:14.752	1:29.837	22	1:21.247	1:29.172

Mighty Mini Championship

LAP CHART - RACE 20

(contd.)

Lap 11			Lap 12			Lap 13			Lap 14			Lap 15		
No	Behind	Laptime	No	Behind	Laptime	No	Behind	Laptime	No	Behind	Laptime	No	Behind	Laptime
1		1:23.714												
26	0.005	1:23.341												
88	1.553	1:23.207												
19	1.920	1:23.424												
27	2.311	1:22.526												
43	2.740	1:23.600												
44	5.116	1:23.782												
6	5.506	1:26.799												
16	8.496	1:23.418												
15	8.977	1:22.967												
5	9.720	1:23.149												
83	10.160	1:23.029												
33	10.275	1:23.296												
32	10.705	1:23.067												
71	11.345	1:24.600												
25	12.557	1:23.646												
55	12.955	1:24.176												
20	23.114	1:24.754												
80	26.288	1:25.747												
42	33.733	1:25.792												
52	34.138	1:25.554												
17	34.679	1:25.400												
68	35.549	1:25.642												
23	36.903	1:24.823												
45	41.094	1:25.264												
13	1:22.068	1:27.871												
22	1:27.866	1:30.333												

John Cooper Challenge

QUALIFYING

POS	NO	CL	NAME	NAT	ENTRY	TIME	LAPS	GAP	MPH
1	10	63	Martin WALLBANK		Mini Cooper S	1:11.194	12		82.87
2	7	63	Arthur FORSTER		Mini Cooper S	1:11.311	11	0.117	82.74
3	1	63	Mark SPELLER		Mini Cooper Works S	1:11.515	13	0.321	82.50
4	4	63	Andy SAYLE		Mini Cooper Works S	1:11.730	13	0.536	82.25
5	2	63	Nick SMITH		Mini Cooper S	1:12.400	13	1.206	81.49
6	5	63	Rob HOLTGATE		Mini Cooper Works S	1:12.438	13	1.244	81.45
7	9	63	Darren NEEDHAM		Mini Cooper S	1:12.738	13	1.544	81.11
8	17	63	Tony SKELTON		BMW Mini S	1:13.068	10	1.874	80.75
9	8	63	James NEEDHAM		Mini Cooper Works S	1:13.740	13	2.546	80.01
10	38	64	Stephen CAMPBELL		Mini Cooper	1:15.475	12	4.281	78.17
11	32	64	Gary ROBERTSHAW		Mini Cooper	1:15.510	12	4.316	78.14
12	55	64	Barney CRAGGS		Mini Cooper	1:15.998	12	4.804	77.63
13	23	64	Paddy MURRAY		Mini Cooper	1:16.026	11	4.832	77.61
14	27	64	Gary KOUNNIS		Mini Cooper	1:16.233	12	5.039	77.40
15	31	64	James WHELAN		Mini Cooper	1:16.240	12	5.046	77.39
16	37	64	Glen CHRISTIAN		Mini Cooper	1:16.337	12	5.143	77.29
17	21	64	Jonathan SHEPHERD		Mini Cooper	1:16.349	12	5.155	77.28
18	24	64	Rob AUSTIN		Mini Cooper	1:16.399	12	5.205	77.23
19	26	64	David PHILLIPS		Mini Cooper	1:16.510	12	5.316	77.11
20	36	64	Oliver WILMORE		Mini Cooper	1:16.638	12	5.444	76.99
21	33	64	Mick BEAUCHAMP		Mini Cooper	1:16.638	12	5.444	76.99
22	28	64	Pete BROWN		Mini Cooper	1:16.936	12	5.742	76.69
23	30	64	Mark DRURY		Mini Cooper	1:17.391	12	6.197	76.24
24	41	64	Nik ROCHEZ		Mini Cooper	1:17.667	12	6.473	75.97
25	50	64	Rachel OWEN		Mini Cooper	1:17.767	9	6.573	75.87
26	29	64	Tim MORGAN		Mini Cooper	1:18.816	12	7.622	74.86
27	25	64	Susan COX		Mini Cooper	1:23.570	11	12.376	70.60

Weather / Track : Sunny / Dry

These results are provisional until the conclusion of any judicial and technical matters.

Silverstone
Circuit Length = 1.6390 miles.
Start: 10:50 End: 11:07

Clerk of Course:	Stewards:	Timekeeper:
------------------	-----------	-------------

John Cooper Challenge

QUALIFYING - LAP ANALYSIS

1	Mark SPELLER	Mini Cooper Works S			
1 -	3:46.441	6 -	1:11.661	11 -	1:11.884
2 -	1:18.267	7 -	1:11.515	12 -	1:22.143
3 -	1:11.852	8 -	1:11.569	13 -	1:50.166P
4 -	1:11.817	9 -	1:12.226		
5 -	1:12.627	10 -	1:12.019		
2	Nick SMITH	Mini Cooper S			
1 -	3:39.367	6 -	1:23.426P	11 -	1:13.267
2 -	1:16.159	7 -	1:25.593	12 -	1:12.400
3 -	1:12.444	8 -	1:12.878	13 -	1:12.863
4 -	1:12.556	9 -	1:13.139		
5 -	1:12.957	10 -	1:12.763		
4	Andy SAYLE	Mini Cooper Works S			
1 -	3:29.385	6 -	1:12.493	11 -	1:22.719
2 -	1:14.798	7 -	1:11.730	12 -	1:17.859
3 -	1:12.924	8 -	1:12.026	13 -	1:11.976
4 -	1:13.658	9 -	1:12.538		
5 -	1:12.523	10 -	1:12.332		
5	Rob HOLGATE	Mini Cooper Works S			
1 -	3:43.888	6 -	1:12.608	11 -	1:12.978
2 -	1:19.561	7 -	1:25.311	12 -	1:12.648
3 -	1:13.261	8 -	1:12.533	13 -	1:46.189P
4 -	1:12.945	9 -	1:12.438		
5 -	1:14.300	10 -	1:21.134		
7	Arthur FORSTER	Mini Cooper S			
1 -	3:34.648	6 -	1:12.189	11 -	1:15.281
2 -	1:18.285	7 -	1:21.876		
3 -	1:11.441	8 -	1:11.673		
4 -	1:22.551	9 -	1:28.439P		
5 -	1:11.311	10 -	3:10.994		
8	James NEEDHAM	Mini Cooper Works S			
1 -	3:32.653	6 -	1:14.910	11 -	1:13.740
2 -	1:16.547	7 -	1:14.975	12 -	1:14.141
3 -	1:14.449	8 -	1:15.784	13 -	1:14.921
4 -	1:15.267	9 -	1:14.381		
5 -	1:14.908	10 -	1:15.337		
9	Darren NEEDHAM	Mini Cooper S			
1 -	3:30.113	6 -	1:12.891	11 -	1:13.699
2 -	1:15.594	7 -	1:27.238	12 -	1:13.569
3 -	1:13.527	8 -	1:12.738	13 -	1:14.229
4 -	1:12.976	9 -	1:13.514		
5 -	1:13.146	10 -	1:15.971		

John Cooper Challenge

QUALIFYING - LAP ANALYSIS

(contd.)

10	Martin WALLBANK	Mini Cooper S
1 - 3:41.140	6 - 1:11.194	11 - 1:11.524
2 - 1:19.201	7 - 1:25.325	12 - 1:21.973
3 - 1:11.469	8 - 1:11.665	
4 - 1:11.505	9 - 1:27.431	
5 - 1:20.043	10 - 1:11.654	
17	Tony SKELTON	BMW Mini S
1 - 3:27.950	6 - 1:13.068	
2 - 1:15.846	7 - 1:36.255P	
3 - 1:13.077	8 - 4:13.319	
4 - 1:13.619	9 - 1:31.771	
5 - 1:13.485	10 - 1:20.030	
21	Jonathan SHEPHERD	Mini Cooper
1 - 4:17.870	6 - 1:16.349	11 - 1:16.538
2 - 1:24.205	7 - 1:16.786	12 - 1:20.482
3 - 1:17.111	8 - 1:16.720	
4 - 1:16.834	9 - 1:18.018	
5 - 1:17.438	10 - 1:21.458	
23	Paddy MURRAY	Mini Cooper
1 - 4:42.443	6 - 1:16.190	11 - 1:16.420
2 - 1:21.010	7 - 1:16.245	
3 - 1:16.948	8 - 1:20.396	
4 - 1:16.469	9 - 1:16.898	
5 - 1:16.257	10 - 1:16.026	
24	Rob AUSTIN	Mini Cooper
1 - 3:50.815	6 - 1:17.023	11 - 1:16.704
2 - 1:19.020	7 - 1:16.399	12 - 1:16.687
3 - 1:16.727	8 - 1:16.448	
4 - 1:16.737	9 - 1:16.449	
5 - 1:16.595	10 - 1:24.126	
25	Susan COX	Mini Cooper
1 - 4:16.579	6 - 1:26.878	11 - 1:24.132
2 - 1:31.207	7 - 1:28.593	
3 - 1:31.006	8 - 1:27.887	
4 - 1:31.605	9 - 1:25.583	
5 - 1:28.632	10 - 1:23.570	
26	David PHILLIPS	Mini Cooper
1 - 4:17.523	6 - 1:16.797	11 - 1:16.602
2 - 1:23.165	7 - 1:16.913	12 - 1:17.642
3 - 1:17.099	8 - 1:18.364	
4 - 1:16.624	9 - 1:16.510	
5 - 1:17.945	10 - 1:16.823	

John Cooper Challenge

QUALIFYING - LAP ANALYSIS

(contd.)

27	Gary KOUNNIS		Mini Cooper
1 -	3:59.012	6 - 1:17.699	11 - 1:16.298
2 -	1:19.839	7 - 1:18.888	12 - 1:16.447
3 -	1:17.738	8 - 1:17.270	
4 -	1:16.623	9 - 1:17.172	
5 -	1:16.233	10 - 1:16.689	
28	Pete BROWN		Mini Cooper
1 -	3:49.673	6 - 1:17.426	11 - 1:17.837
2 -	1:22.586	7 - 1:17.172	12 - 1:17.330
3 -	1:18.177	8 - 1:17.539	
4 -	1:18.687	9 - 1:16.968	
5 -	1:17.624	10 - 1:16.936	
29	Tim MORGAN		Mini Cooper
1 -	3:56.192	6 - 1:20.376	11 - 1:19.419
2 -	1:21.921	7 - 1:19.934	12 - 1:19.539
3 -	1:20.380	8 - 1:18.816	
4 -	1:20.736	9 - 1:19.155	
5 -	1:20.382	10 - 1:19.720	
30	Mark DRURY		Mini Cooper
1 -	3:53.299	6 - 1:20.787	11 - 1:17.391
2 -	1:21.845	7 - 1:17.916	12 - 1:27.604
3 -	1:18.317	8 - 1:17.911	
4 -	1:17.656	9 - 1:19.773	
5 -	1:17.615	10 - 1:17.469	
31	James WHELAN		Mini Cooper
1 -	3:54.500	6 - 1:17.347	11 - 1:16.657
2 -	1:21.165	7 - 1:16.240	12 - 1:28.090
3 -	1:18.486	8 - 1:16.792	
4 -	1:17.603	9 - 1:20.334	
5 -	1:17.148	10 - 1:16.786	
32	Gary ROBERTSHAW		Mini Cooper
1 -	4:02.815	6 - 1:15.961	11 - 1:15.777
2 -	1:20.504	7 - 1:25.733	12 - 1:15.898
3 -	1:17.012	8 - 1:18.023	
4 -	1:16.567	9 - 1:15.652	
5 -	1:15.510	10 - 1:36.273	
33	Mick BEAUCHAMP		Mini Cooper
1 -	3:47.423	6 - 1:16.638	11 - 1:16.724
2 -	1:19.074	7 - 1:17.482	12 - 1:16.804
3 -	1:17.031	8 - 1:16.638	
4 -	1:17.065	9 - 1:16.770	
5 -	1:17.305	10 - 1:17.184	

John Cooper Challenge

QUALIFYING - LAP ANALYSIS

(contd.)

36	Oliver WILMORE	Mini Cooper
1 - 4:02.657	6 - 1:16.869	11 - 1:16.896
2 - 1:22.037	7 - 1:16.645	12 - 1:17.286
3 - 1:17.145	8 - 1:16.897	
4 - 1:16.853	9 - 1:17.287	
5 - 1:16.638	10 - 1:17.704	
37	Glen CHRISTIAN	Mini Cooper
1 - 4:05.150	6 - 1:16.817	11 - 1:16.978
2 - 1:20.469	7 - 1:16.337	12 - 1:16.835
3 - 1:16.866	8 - 1:17.003	
4 - 1:16.844	9 - 1:16.823	
5 - 1:17.198	10 - 1:16.633	
38	Stephen CAMPBELL	Mini Cooper
1 - 4:15.282	6 - 1:20.595	11 - 1:15.847
2 - 1:22.178	7 - 1:15.505	12 - 1:15.475
3 - 1:15.959	8 - 1:15.487	
4 - 1:15.950	9 - 1:18.376	
5 - 1:15.630	10 - 1:15.621	
41	Nik ROCHEZ	Mini Cooper
1 - 4:02.173	6 - 1:18.238	11 - 1:18.550
2 - 1:29.611	7 - 1:18.865	12 - 1:17.667
3 - 1:23.414	8 - 1:19.281	
4 - 1:21.829	9 - 1:17.765	
5 - 1:19.721	10 - 1:18.239	
50	Rachel OWEN	Mini Cooper
1 - 6:31.135P	6 - 1:17.864	
2 - 2:17.852	7 - 1:18.482	
3 - 1:20.319	8 - 1:18.056	
4 - 1:19.191	9 - 1:17.767	
5 - 1:18.895		
55	Barney CRAGGS	Mini Cooper
1 - 4:14.060	6 - 1:15.998	11 - 1:16.102
2 - 1:24.763	7 - 1:16.001	12 - 1:24.881
3 - 1:16.134	8 - 1:16.231	
4 - 1:16.059	9 - 1:16.878	
5 - 1:16.670	10 - 1:16.474	

John Cooper Challenge

GRID FOR RACE 2

ROW 14		1:23.570 25 COX	
ROW 13	1:17.767 50 OWEN		1:18.816 29 MORGAN
ROW 12		1:17.391 30 DRURY	1:17.667 41 ROCHEZ
ROW 11	1:16.638 33 BEAUCHAMP		1:16.936 28 BROWN
ROW 10		1:16.510 26 PHILLIPS	1:16.638 36 WILMORE
ROW 9	1:16.349 21 SHEPHERD		1:16.399 24 AUSTIN
ROW 8		1:16.240 31 WHELAN	1:16.337 37 CHRISTIAN
ROW 7	1:16.026 23 MURRAY		1:16.233 27 KOUNNIS
ROW 6		1:15.510 32 ROBERTSHAW	1:15.998 55 CRAGGS
ROW 5	1:13.740 8 NEEDHAM		1:15.475 38 CAMPBELL
ROW 4		1:12.738 9 NEEDHAM	1:13.068 17 SKELTON
ROW 3	1:12.400 2 SMITH		1:12.438 5 HOLGATE
ROW 2		1:11.515 1 SPELLER	1:11.730 4 SAYLE
ROW 1	1:11.194 10 WALLBANK		1:11.311 7 FORSTER
POLE			



Weather / Track : Sunny / Dry
 These results are provisional until the conclusion of any judicial and technical matters.

Silverstone
 Circuit Length = 1.6390 miles.
 Start: 10:50 End: 11:07

Clerk of Course:	Stewards:	Timekeeper:
------------------	-----------	-------------

John Cooper Challenge

RACE CLASSIFICATION - RACE 2

POS	NO	CL	NAME	NAT	ENTRY	TIME	LAPS	GAP	MPH	BEST
1	10	S	Martin WALLBANK		Mini Cooper	20:37.736	17		81.18	1:11.821
2	7	S	Arthur FORSTER		Mini Cooper	20:38.855	17	1.119	81.11	1:11.939
3	1	S	Mark SPELLER		Mini Cooper	20:39.912	17	2.176	81.04	1:11.934
4	4	S	Andy SAYLE		Mini Cooper	20:52.408	17	14.672	80.23	1:12.512
5	2	S	Nick SMITH		Mini Cooper	20:53.477	17	15.741	80.16	1:12.447
6	9	S	Darren NEEDHAM		Mini Cooper	21:01.943	17	24.207	79.62	1:13.050
7	5	S	Rob HOLGATE		Mini Cooper	21:06.434	17	28.698	79.34	1:12.610
8	17	S	Tony SKELTON		Mini Cooper	21:12.531	17	34.795	78.96	1:13.354
9	8	S	James NEEDHAM		Mini Cooper	21:13.332	17	35.596	78.91	1:13.896
10	32	C	Gary ROBERTSHAW		Mini Cooper	21:49.647	17	1:11.911	76.72	1:15.632
11	23	C	Paddy MURRAY		Mini Cooper	21:50.318	17	1:12.582	76.68	1:15.562
12	38	C	Stephen CAMPBELL		Mini Cooper	21:50.629	17	1:12.893	76.66	1:15.900
13	55	C	Barney CRAGGS		Mini Cooper	21:51.425	17	1:13.689	76.62	1:15.841
14	27	C	Gary KOUNNIS		Mini Cooper	20:39.376	16	1 LAP	76.31	1:16.301
15	26	C	David PHILLIPS		Mini Cooper	20:46.605	16	1 LAP	75.87	1:16.214
16	37	C	Glen CHRISTIAN		Mini Cooper	20:48.308	16	1 LAP	75.76	1:16.860
17	24	C	Rob AUSTIN		Mini Cooper	20:49.144	16	1 LAP	75.71	1:16.708
18	33	C	Mick BEAUCHAMP		Mini Cooper	20:49.891	16	1 LAP	75.67	1:16.268
19	21	C	Jonathan SHEPHERD		Mini Cooper	20:56.982	16	1 LAP	75.24	1:16.690
20	36	C	Oliver WILMORE		Mini Cooper	21:00.406	16	1 LAP	75.04	1:17.178
21	30	C	Mark DRURY		Mini Cooper	21:00.821	16	1 LAP	75.01	1:17.094
22	31	C	James WHELAN		Mini Cooper	21:05.123	16	1 LAP	74.76	1:16.725
23	28	C	Pete BROWN		Mini Cooper	21:05.806	16	1 LAP	74.72	1:16.133
24	41	C	Nik ROCHEZ		Mini Cooper	21:14.488	16	1 LAP	74.21	1:17.283
25	29	C	Tim MORGAN		Mini Cooper	21:22.850	16	1 LAP	73.72	1:18.353
26	25	C	Susan COX		Mini Cooper	21:26.583	15	2 LAPS	68.92	1:20.580
27	50	C	Rachel OWEN		Mini Cooper	21:43.690	15	2 LAPS	68.02	1:18.178

FASTEST LAP

10	S	Martin WALLBANK	Mini Cooper	1:11.821	12	82.15mph	132.21kph
23	C	Paddy MURRAY	Mini Cooper	1:15.562	10	78.08mph	125.66kph

Weather / Track : Sunny / Dry

These results are provisional until the conclusion of any judicial and technical matters.

Silverstone
Circuit Length = 1.6390 miles.
Start: 13:54 End: 14:16

Clerk of Course:	Stewards:	Timekeeper:
------------------	-----------	-------------

John Cooper Challenge

LAP CHART - RACE 2

Lap 1			Lap 2			Lap 3			Lap 4			Lap 5		
No	Behind	Laptime	No	Behind	Laptime	No	Behind	Laptime	No	Behind	Laptime	No	Behind	Laptime
10		1:21.436	10		1:12.183	10		1:12.026	10		1:12.082	10		1:12.141
1	0.386	1:21.822	1	0.451	1:12.248	1	0.359	1:11.934	1	0.562	1:12.285	1	0.511	1:12.090
7	0.926	1:22.362	7	0.682	1:11.939	7	1.016	1:12.360	7	0.936	1:12.002	7	0.886	1:12.091
4	1.915	1:23.351	4	2.700	1:12.968	4	3.186	1:12.512	4	3.986	1:12.882	4	4.501	1:12.656
2	2.887	1:24.323	2	3.784	1:13.080	2	4.329	1:12.571	2	5.661	1:13.414	2	5.967	1:12.447
9	2.944	1:24.380	9	4.998	1:14.237	9	6.594	1:13.622	9	7.759	1:13.247	9	8.668	1:13.050
5	3.302	1:24.738	5	5.363	1:14.244	5	6.922	1:13.585	5	8.614	1:13.774	5	9.292	1:12.819
8	3.861	1:25.297	8	6.099	1:14.421	8	8.466	1:14.393	8	10.431	1:14.047	8	12.503	1:14.213
17	4.337	1:25.773	17	7.043	1:14.889	17	9.696	1:14.679	17	11.523	1:13.909	17	12.736	1:13.354
38	6.696	1:28.132	38	10.430	1:15.917	38	14.304	1:15.900	38	18.534	1:16.312	38	22.605	1:16.212
23	7.220	1:28.656	23	10.915	1:15.878	23	14.829	1:15.940	23	18.981	1:16.234	23	23.200	1:16.360
32	7.773	1:29.209	32	11.809	1:16.219	32	16.272	1:16.489	32	20.234	1:16.044	32	23.725	1:15.632
55	7.973	1:29.409	55	11.994	1:16.204	55	16.832	1:16.864	55	20.717	1:15.967	55	24.417	1:15.841
27	8.331	1:29.767	27	12.630	1:16.482	27	17.164	1:16.560	27	21.432	1:16.350	27	25.592	1:16.301
37	8.945	1:30.381	37	13.637	1:16.875	37	18.841	1:17.230	37	23.910	1:17.151	37	29.035	1:17.266
31	9.392	1:30.828	31	13.934	1:16.725	31	19.223	1:17.315	24	25.674	1:17.611	31	30.730	1:16.890
21	10.085	1:31.521	24	15.304	1:17.400	24	20.145	1:16.867	31	25.981	1:18.840	24	30.779	1:17.246
30	10.406	1:31.842	30	16.962	1:18.739	30	22.289	1:17.353	30	27.888	1:17.681	26	33.144	1:17.226
24	10.087	1:31.523	21	17.159	1:19.257	21	22.513	1:17.380	26	28.059	1:16.959	30	34.116	1:18.369
36	10.583	1:32.019	28	17.418	1:18.427	26	23.182	1:17.444	21	28.592	1:18.161	36	34.281	1:17.594
28	11.174	1:32.610	26	17.764	1:18.226	36	23.451	1:17.234	36	28.828	1:17.459	21	34.765	1:18.314
33	11.431	1:32.867	36	18.243	1:19.843	33	24.004	1:17.555	33	29.042	1:17.120	33	34.907	1:18.006
26	11.721	1:33.157	33	18.475	1:19.227	41	26.889	1:18.946	41	33.627	1:18.820	41	40.811	1:19.325
41	12.576	1:34.012	50	19.123	1:18.178	29	28.298	1:20.019	29	35.198	1:18.982	29	42.753	1:19.696
50	13.128	1:34.564	41	19.969	1:19.576	28	34.055	1:28.663	28	39.867	1:17.894	28	45.363	1:17.637
29	13.428	1:34.864	29	20.305	1:19.060	50	35.218	1:28.121	50	45.826	1:22.690			
25	20.818	1:42.254	25	34.784	1:26.149	25	50.503	1:27.745	25	1:04.333	1:25.912			

John Cooper Challenge

LAP CHART - RACE 2

(contd.)

Lap 6			Lap 7			Lap 8			Lap 9			Lap 10		
No	Behind	Laptime	No	Behind	Laptime	No	Behind	Laptime	No	Behind	Laptime	No	Behind	Laptime
10		1:12.327	10		1:12.223	10		1:12.102	10		1:12.482	10		1:12.335
1	0.505	1:12.321	1	0.366	1:12.084	1	0.801	1:12.537	1	0.372	1:12.053	1	0.491	1:12.454
7	0.737	1:12.178	7	0.659	1:12.145	7	0.941	1:12.384	7	0.688	1:12.229	7	0.728	1:12.375
50	1 LAP	1:42.607P	4	6.364	1:12.965	4	7.191	1:12.929	4	7.558	1:12.849	4	7.849	1:12.626
25	1 LAP	1:25.720	2	8.624	1:13.623	2	9.359	1:12.837	2	9.567	1:12.690	2	10.123	1:12.891
4	5.622	1:13.448	9	11.896	1:14.004	9	13.088	1:13.294	9	13.916	1:13.310	9	15.073	1:13.492
2	7.224	1:13.584	8	15.760	1:13.911	8	17.636	1:13.978	8	19.539	1:14.385	8	21.825	1:14.621
9	10.115	1:13.774	5	16.021	1:17.816	5	17.867	1:13.948	17	19.725	1:13.853	17	22.188	1:14.798
5	10.428	1:13.463	17	16.458	1:14.294	17	18.354	1:13.998	5	20.065	1:14.680	5	22.614	1:14.884
8	14.072	1:13.896	25	1 LAP	1:27.935	25	1 LAP	1:23.806	32	39.306	1:16.456	32	42.919	1:15.948
17	14.387	1:13.978	38	30.682	1:16.328	38	34.780	1:16.200	38	39.460	1:17.162	38	43.065	1:15.940
38	26.577	1:16.299	32	31.330	1:15.936	32	35.332	1:16.104	23	41.009	1:16.053	23	44.236	1:15.562
23	27.517	1:16.644	23	32.393	1:17.099	23	37.438	1:17.147	55	41.659	1:16.381	55	45.175	1:15.851
32	27.617	1:16.219	55	32.497	1:16.386	55	37.760	1:17.365	27	42.865	1:16.461	27	47.253	1:16.723
55	28.334	1:16.244	27	34.272	1:16.313	27	38.886	1:16.716	25	1 LAP	1:26.571	37	53.215	1:16.930
27	30.182	1:16.917	37	38.693	1:17.046	37	43.903	1:17.312	37	48.620	1:17.199	26	54.022	1:16.240
37	33.870	1:17.162	24	40.702	1:17.239	24	45.308	1:16.708	24	49.878	1:17.052	24	54.996	1:17.453
24	35.686	1:17.234	31	40.956	1:17.306	31	45.621	1:16.767	26	50.117	1:16.790	33	57.912	1:16.942
31	35.873	1:17.470	26	41.528	1:16.720	26	45.809	1:16.383	31	50.860	1:17.721	25	1 LAP	1:24.417
26	37.031	1:16.214	50	1 LAP	1:51.883	33	49.147	1:16.733	33	53.305	1:16.640	36	1:00.977	1:17.899
30	38.883	1:17.094	30	43.996	1:17.336	30	49.330	1:17.436	30	55.190	1:18.342	30	1:01.180	1:18.325
36	39.132	1:17.178	36	44.181	1:17.272	36	49.692	1:17.613	36	55.413	1:18.203	21	1:01.796	1:17.750
33	39.363	1:16.783	33	44.516	1:17.376	21	52.098	1:18.926	21	56.381	1:16.765	31	1:06.871	1:28.346
21	40.549	1:18.111	21	45.274	1:16.948	50	1 LAP	1:23.691	50	1 LAP	1:22.131			
41	47.753	1:19.269	41	54.427	1:18.897	28	1:00.451	1:17.344	28	1:05.153	1:17.184			
28	50.363	1:17.327	28	55.209	1:17.069	41	1:01.355	1:19.030	41	1:07.368	1:18.495			
29	51.772	1:21.346	29	58.436	1:18.887	29	1:04.791	1:18.457	29	1:10.699	1:18.390			

John Cooper Challenge

LAP CHART - RACE 2

(contd.)

Lap 11			Lap 12			Lap 13			Lap 14			Lap 15		
No	Behind	Laptime	No	Behind	Laptime	No	Behind	Laptime	No	Behind	Laptime	No	Behind	Laptime
10		1:11.993	10		1:11.821	10		1:13.144	10		1:12.064	10		1:11.930
7	0.771	1:12.036	1	1.220	1:12.269	21	1 LAP	1:17.688	7	1.472	1:12.183	26	1 LAP	1:16.878
28	1 LAP	1:20.133	7	1.496	1:12.546	36	1 LAP	1:18.257	1	2.338	1:12.800	37	1 LAP	1:17.219
1	0.772	1:12.274	28	1 LAP	1:16.966	7	1.353	1:13.001	21	1 LAP	1:16.690	7	1.656	1:12.114
41	1 LAP	1:19.908	41	1 LAP	1:17.283	1	1.602	1:13.526	36	1 LAP	1:17.473	1	2.462	1:12.054
50	2 LAPS	1:23.468	4	9.670	1:12.913	30	1 LAP	1:19.794	30	1 LAP	1:17.610	24	1 LAP	1:17.473
29	1 LAP	1:18.708	2	12.238	1:13.154	31	1 LAP	1:19.760	4	11.574	1:13.484	33	1 LAP	1:18.151
4	8.578	1:12.722	29	1 LAP	1:19.380	4	10.154	1:13.628	31	1 LAP	1:18.396	21	1 LAP	1:17.004
2	10.905	1:12.775	50	2 LAPS	1:22.749	28	1 LAP	1:17.609	2	13.624	1:13.425	36	1 LAP	1:17.641
9	16.434	1:13.354	9	18.067	1:13.454	25	2 LAPS	1:24.577	28	1 LAP	1:16.933	4	12.952	1:13.308
8	23.969	1:14.137	8	26.138	1:13.990	2	12.263	1:13.169	41	1 LAP	1:18.251	30	1 LAP	1:17.971
5	24.245	1:13.624	5	26.401	1:13.977	41	1 LAP	1:17.796	9	20.596	1:13.940	2	15.036	1:13.342
17	25.055	1:14.860	17	27.053	1:13.819	29	1 LAP	1:18.353	25	2 LAPS	1:22.994	31	1 LAP	1:17.294
32	47.261	1:16.335	32	51.984	1:16.544	9	18.720	1:13.797	29	1 LAP	1:18.839	28	1 LAP	1:16.971
38	47.511	1:16.439	38	52.161	1:16.471	50	2 LAPS	1:21.532	5	27.806	1:13.392	9	22.684	1:14.018
23	48.036	1:15.793	23	52.385	1:16.170	5	26.478	1:13.221	8	29.535	1:14.073	41	1 LAP	1:18.264
55	49.054	1:15.872	55	53.584	1:16.351	8	27.526	1:14.532	17	29.839	1:14.125	5	28.842	1:12.966
27	52.058	1:16.798	27	56.861	1:16.624	17	27.778	1:13.869	50	2 LAPS	1:23.867	8	31.513	1:13.908
37	58.082	1:16.860	26	1:03.459	1:16.934	32	55.072	1:16.232	32	1:00.217	1:17.209	25	2 LAPS	1:21.902
26	58.346	1:16.317	37	1:04.157	1:17.896	23	55.219	1:15.978	23	1:00.439	1:17.284	17	31.964	1:14.055
24	59.805	1:16.802	24	1:04.925	1:16.941	38	55.530	1:16.513	38	1:00.755	1:17.289	29	1 LAP	1:19.527
33	1:02.640	1:16.721	33	1:07.421	1:16.602	55	56.353	1:15.913	55	1:01.039	1:16.750	50	2 LAPS	1:22.924
30	1:07.129	1:17.942				27	1:00.620	1:16.903	27	1:05.472	1:16.916	32	1:04.774	1:16.487
21	1:07.399	1:17.596				26	1:07.238	1:16.923				38	1:05.418	1:16.593
36	1:07.832	1:18.848				37	1:08.384	1:17.371				23	1:05.517	1:17.008
25	1 LAP	1:24.070				24	1:08.998	1:17.217				55	1:05.772	1:16.663
31	1:11.822	1:16.944				33	1:10.720	1:16.443				27	1:10.508	1:16.966

John Cooper Challenge

LAP CHART - RACE 2


(contd.)

Lap 16			Lap 17			Lap 18			Lap 19			Lap 20		
No	Behind	Laptime	No	Behind	Laptime	No	Behind	Laptime	No	Behind	Laptime	No	Behind	Laptime
10		1:12.576	10		1:12.871									
7	1.690	1:12.610	7	1.119	1:12.300									
1	2.373	1:12.487	27	1 LAP	1:16.579									
26	1 LAP	1:17.443	1	2.176	1:12.674									
37	1 LAP	1:17.374	26	1 LAP	1:16.751									
24	1 LAP	1:17.439	37	1 LAP	1:17.036									
33	1 LAP	1:16.268	24	1 LAP	1:16.939									
21	1 LAP	1:17.122	33	1 LAP	1:16.457									
4	14.549	1:14.173	4	14.672	1:12.994									
2	15.466	1:13.006	2	15.741	1:13.146									
36	1 LAP	1:18.304	21	1 LAP	1:17.749									
30	1 LAP	1:17.564	36	1 LAP	1:17.569									
31	1 LAP	1:17.374	30	1 LAP	1:17.423									
9	23.400	1:13.292	9	24.207	1:13.678									
28	1 LAP	1:16.906	31	1 LAP	1:17.147									
5	28.876	1:12.610	28	1 LAP	1:16.133									
41	1 LAP	1:18.349	5	28.698	1:12.693									
8	33.015	1:14.078	17	34.795	1:14.141									
17	33.525	1:14.137	8	35.596	1:15.452									
29	1 LAP	1:19.245	41	1 LAP	1:18.267									
25	2 LAPS	1:21.951	29	1 LAP	1:19.097									
50	2 LAPS	1:22.713	25	2 LAPS	1:20.580									
32	1:08.594	1:16.396	50	2 LAPS	1:22.572									
23	1:09.461	1:16.520	32	1:11.911	1:16.188									
38	1:09.758	1:16.916	23	1:12.582	1:15.992									
55	1:10.177	1:16.981	38	1:12.893	1:16.006									
			55	1:13.689	1:16.383									

John Cooper Challenge

GRID FOR RACE 14

ROW 14	50	OWEN	
ROW 13	29	MORGAN	25 COX
ROW 12	28	BROWN	41 ROCHEZ
ROW 11	30	DRURY	31 WHELAN
ROW 10	21	SHEPHERD	36 WILMORE
ROW 9	24	AUSTIN	33 BEAUCHAMP
ROW 8	26	PHILLIPS	37 CHRISTIAN
ROW 7	55	CRAGGS	27 KOUNNIS
ROW 6	23	MURRAY	38 CAMPBELL
ROW 5	8	NEEDHAM	32 ROBERTSHAW
ROW 4	5	HOLGATE	17 SKELTON
ROW 3	2	SMITH	9 NEEDHAM
ROW 2	1	SPELLER	4 SAYLE
ROW 1	10	WALLBANK	7 FORSTER
		POLE	



Weather / Track : Sunny / Dry

These results are provisional until the conclusion of any judicial and technical matters.

Silverstone
Circuit Length = 1.6390 miles.
Start: 13:54 End: 14:16

Clerk of Course:	Stewards:	Timekeeper:
------------------	-----------	-------------

Dunlop Mini Se7en Challenge

QUALIFYING

POS	NO	CL	NAME	NAT	ENTRY	TIME	LAPS	GAP	MPH
1	6		Dave BANWELL		Mini Se7en	1:15.041	9		78.62
2	78		Paul MCGARRY		Mini Seten	1:15.253	13	0.212	78.40
3	21		James HALL		Mini Se7en	1:15.339	7	0.298	78.31
4	51		Nick TANDY		Mini Se7en	1:15.528	13	0.487	78.12
5	18		Paul CLARK		Mini Se7en	1:15.659	12	0.618	77.98
6	48		Lewis SELBY		Mini Se7en	1:15.677	7	0.636	77.96
7	84		Ian DEVINY		Mini Se7en	1:15.773	9	0.732	77.86
8	5		Paul THOMPSON		Rover Mini 7	1:15.854	12	0.813	77.78
9	25		Dick HUNTER		Mini Se7en	1:15.923	4	0.882	77.71
10	4		Max HUNTER		Mini Se7en	1:16.042	12	1.001	77.59
11	13		Graham EDWARDS		Mini Se7en	1:16.163	9	1.122	77.47
12	2		Andrew DEVINY		Rover Mini 7	1:16.215	12	1.174	77.41
13	8		Kane ASTIN		Mini Se7en	1:16.416	9	1.375	77.21
14	3		Geoff LETTS		Mini Se7en	1:16.699	10	1.658	76.92
15	35		Paul SPARK		Mini Se7en	1:16.712	12	1.671	76.91
16	14		Mickey BRAY		Rover Mini 7	1:17.163	12	2.122	76.46
17	95		Alan LETTS		Mini Se7en	1:17.220	10	2.179	76.41
18	36		Damon ASTIN		Mini Se7en	1:17.240	11	2.199	76.39
19	19		Graeme DAVIS		Mini Se7en	1:17.486	8	2.445	76.14
20	82		Andrew RUTHVEN		Mini Se7en	1:17.536	10	2.495	76.09
21	37		Gareth HUNT		Mini Se7en	1:17.703	12	2.662	75.93
22	20		Joe TANDY		Mini Se7en	1:17.705	2	2.664	75.93
23	98		Mark SMITH		Rover Mini Se7en	1:17.978	12	2.937	75.66
24	23		Philip DALE		Mini Se7en	1:18.053	12	3.012	75.59
25	99		Rupert HINDE		Mini Se7en	1:18.075	12	3.034	75.57
26	43		Dave EDGECOMBE		Mini Se7en	1:18.091	9	3.050	75.55
27	46		James HAYMAN		MHM Mini 7	1:18.296	9	3.255	75.36
28	17		Steve WHITELEY		Mini Se7en	1:18.343	12	3.302	75.31
29	55		M HOLDSTOCK		Mini Se7en	1:18.828	8	3.787	74.85
30	30		Alex MYALL		Rover Mini 7	1:18.932	12	3.891	74.75
31	38		Steven HOPPER		Mini Se7en	1:19.049	12	4.008	74.64
32	15		Steven BAKER		Rover Mini 7	1:19.093	4	4.052	74.60
33	60		Malcolm KEAT		Mini Se7en	1:19.178	12	4.137	74.52
34	96		Robert RIDING		Mini Se7en	1:19.378	12	4.337	74.33
35	68		Clive TONGE		Mini Se7en	1:19.592	9	4.551	74.13
36	39		Andy MILLER		Rover Mini 7	1:20.574	12	5.533	73.23
37	33		Geoff TAYLOR		Rover Mini 7	1:24.652	11	9.611	69.70
38	57		Phillip GILLIBRAND		Mini Se7en	11:53.213	1	10:38.172	8.27

Weather / Track : Sunny / Dry
 These results are provisional until the conclusion of any judicial and technical matters.

Silverstone
 Circuit Length = 1.6390 miles.
 Start: 11:15 End: 11:31

Clerk of Course:	Stewards:	Timekeeper:
------------------	-----------	-------------

Dunlop Mini Se7en Challenge

QUALIFYING - LAP ANALYSIS

2	Andrew DEVINY	Rover Mini 7
1 - X:00.000	6 - 1:16.221	11 - 1:19.400
2 - 1:18.407	7 - 1:16.500	12 - 1:28.156
3 - 1:16.507	8 - 1:17.026	
4 - 1:16.779	9 - 1:16.215	
5 - 1:16.541	10 - 1:16.219	
3	Geoff LETTS	Mini Se7en
1 - X:00.000	6 - 1:17.301	
2 - 1:19.345	7 - 1:17.280	
3 - 1:17.106	8 - 1:17.283	
4 - 1:17.419	9 - 1:17.382	
5 - 1:16.699	10 - 1:17.166	
4	Max HUNTER	Mini Se7en
1 - X:00.000	6 - 1:16.591	11 - 1:17.143
2 - 1:22.000	7 - 1:16.042	12 - 1:17.619
3 - 1:18.980	8 - 1:22.200	
4 - 1:19.427	9 - 1:26.463	
5 - 1:16.973	10 - 1:17.388	
5	Paul THOMPSON	Rover Mini 7
1 - X:00.000	6 - 1:16.313	11 - 1:19.367
2 - 1:18.719	7 - 1:15.854	12 - 1:16.672
3 - 1:19.689	8 - 1:16.247	
4 - 1:18.528	9 - 1:16.385	
5 - 1:17.227	10 - 1:16.733	
6	Dave BANWELL	Mini Se7en
1 - X:00.000	6 - 1:16.427	
2 - 1:22.116	7 - 1:15.041	
3 - 1:22.047	8 - 1:15.912	
4 - 1:15.954	9 - 1:39.660P	
5 - 1:23.904		
8	Kane ASTIN	Mini Se7en
1 - X:00.000	6 - 1:16.416	
2 - 1:19.204	7 - 1:31.131P	
3 - 1:16.752	8 - 3:08.286	
4 - 1:16.429	9 - 1:34.573P	
5 - 1:16.535		
13	Graham EDWARDS	Mini Se7en
1 - X:00.000	6 - 1:16.354	
2 - 1:27.336	7 - 1:16.465	
3 - 1:28.750	8 - 1:16.163	
4 - 1:27.630	9 - 1:16.734	
5 - 1:17.056		

Dunlop Mini Se7en Challenge

QUALIFYING - LAP ANALYSIS

(contd.)

14	Mickey BRAY	Rover Mini 7
1 - X:00.000	6 - 1:18.249	11 - 1:18.333
2 - 1:24.601	7 - 1:18.123	12 - 1:18.161
3 - 1:23.932	8 - 1:17.775	
4 - 1:20.371	9 - 1:18.134	
5 - 1:18.510	10 - 1:17.163	
15	Steven BAKER	Rover Mini 7
1 - X:00.000		
2 - 1:22.339		
3 - 1:20.470		
4 - 1:19.093		
17	Steve WHITELEY	Mini Se7en
1 - X:00.000	6 - 1:18.414	11 - 1:20.837
2 - 1:20.583	7 - 1:18.343	12 - 1:19.316
3 - 1:20.121	8 - 1:18.860	
4 - 1:20.338	9 - 1:19.250	
5 - 1:18.532	10 - 1:22.402	
18	Paul CLARK	Mini Se7en
1 - X:00.000	6 - 1:16.425	11 - 1:16.265
2 - 1:18.678	7 - 1:15.659	12 - 1:16.753
3 - 1:29.334	8 - 1:15.803	
4 - 1:15.920	9 - 1:16.220	
5 - 1:15.671	10 - 1:16.022	
19	Graeme DAVIS	Mini Se7en
1 - X:00.000	6 - 1:17.486	
2 - 1:20.411	7 - 1:17.779	
3 - 1:18.346	8 - 1:18.052	
4 - 1:20.129		
5 - 1:22.801		
20	Joe TANDY	Mini Se7en
1 - X:00.000		
2 - 1:17.705		
21	James HALL	Mini Se7en
1 - X:00.000	6 - 1:20.811	
2 - 1:15.821	7 - 1:23.705	
3 - 1:18.467		
4 - 1:29.580		
5 - 1:15.339		

Dunlop Mini Se7en Challenge

QUALIFYING - LAP ANALYSIS

(contd.)

23	Philip DALE	Mini Se7en
1 - X:00.000	6 - 1:19.516	11 - 1:18.239
2 - 1:28.240	7 - 1:20.893	12 - 1:18.053
3 - 1:24.492	8 - 1:19.305	
4 - 1:21.691	9 - 1:19.537	
5 - 1:19.979	10 - 1:19.065	
25	Dick HUNTER	Mini Se7en
1 - X:00.000		
2 - 1:26.391		
3 - 1:16.476		
4 - 1:15.923		
30	Alex MYALL	Rover Mini 7
1 - X:00.000	6 - 1:19.660	11 - 1:21.545
2 - 1:20.648	7 - 1:23.282	12 - 1:37.008P
3 - 1:19.234	8 - 1:19.352	
4 - 1:19.088	9 - 1:18.932	
5 - 1:18.979	10 - 1:19.926	
33	Geoff TAYLOR	Rover Mini 7
1 - X:00.000	6 - 1:25.189	11 - 1:24.727
2 - 1:29.051	7 - 1:24.861	
3 - 1:29.013	8 - 1:24.653	
4 - 1:25.601	9 - 1:24.747	
5 - 1:25.835	10 - 1:24.652	
35	Paul SPARK	Mini Se7en
1 - X:00.000	6 - 1:16.712	11 - 1:17.519
2 - 1:20.247	7 - 1:17.031	12 - 1:18.806
3 - 1:19.119	8 - 1:17.375	
4 - 1:18.307	9 - 1:17.129	
5 - 1:16.721	10 - 1:17.679	
36	Damon ASTIN	Mini Se7en
1 - X:00.000	6 - 1:17.240	11 - 1:20.925
2 - 1:51.975P	7 - 1:18.211	
3 - 1:54.747P	8 - 1:18.013	
4 - 2:21.547	9 - 1:19.305	
5 - 1:18.690	10 - 1:18.394	
37	Gareth HUNT	Mini Se7en
1 - X:00.000	6 - 1:18.337	11 - 1:18.357
2 - 1:20.274	7 - 1:34.255P	12 - 1:18.313
3 - 1:18.837	8 - 2:04.537	
4 - 1:18.587	9 - 1:19.009	
5 - 1:17.703	10 - 1:18.889	

Dunlop Mini Se7en Challenge

QUALIFYING - LAP ANALYSIS

(contd.)

38	Steven HOPPER	Mini Se7en
1 - X:00.000	6 - 1:20.234	11 - 1:22.338
2 - 1:21.635	7 - 1:19.385	12 - 1:37.127P
3 - 1:20.109	8 - 1:21.678	
4 - 1:19.049	9 - 1:24.751	
5 - 1:19.444	10 - 1:19.895	
39	Andy MILLER	Rover Mini 7
1 - X:00.000	6 - 1:20.998	11 - 1:21.227
2 - 1:25.261	7 - 1:21.073	12 - 1:20.574
3 - 1:22.757	8 - 1:21.066	
4 - 1:24.435	9 - 1:20.779	
5 - 1:23.062	10 - 1:22.027	
43	Dave EDGECOMBE	Mini Se7en
1 - X:00.000	6 - 1:21.311	
2 - 1:18.696	7 - 1:21.308	
3 - 1:18.091	8 - 1:20.621	
4 - 1:30.426P	9 - 1:21.716	
5 - 2:21.298		
46	James HAYMAN	MHM Mini 7
1 - X:00.000	6 - 1:18.588	
2 - 1:20.229	7 - 1:22.814	
3 - 1:18.992	8 - 1:20.986	
4 - 1:18.639	9 - 1:18.296	
5 - 1:18.481		
48	Lewis SELBY	Mini Se7en
1 - X:00.000	6 - 1:15.705	
2 - 1:16.673	7 - 1:15.677	
3 - 1:16.378		
4 - 1:16.319		
5 - 1:16.638		
51	Nick TANDY	Mini Se7en
1 - X:00.000	6 - 1:16.355	11 - 1:15.920
2 - 1:16.871	7 - 1:15.725	12 - 1:23.202
3 - 1:15.866	8 - 1:16.162	13 - 1:30.487
4 - 1:15.953	9 - 1:18.020	
5 - 1:15.528	10 - 1:24.925	
55	M HOLDSTOCK	Mini Se7en
1 - X:00.000	6 - 1:18.828	
2 - 1:29.120	7 - 1:18.844	
3 - 1:23.307	8 - 1:42.821P	
4 - 1:21.799		
5 - 1:19.443		

Dunlop Mini Se7en Challenge

QUALIFYING - LAP ANALYSIS

(contd.)

57	Phillip GILLIBRAND	Mini Se7en
1 - X:00.000		
60	Malcolm KEAT	Mini Se7en
1 - X:00.000 6 - 1:19.178 11 - 1:19.697 2 - 1:21.251 7 - 1:19.972 12 - 1:20.563 3 - 1:20.213 8 - 1:21.858 4 - 1:19.677 9 - 1:19.694 5 - 1:19.553 10 - 1:20.487		
68	Clive TONGE	Mini Se7en
1 - X:00.000 6 - 1:19.592 2 - 1:23.785 7 - 1:22.055 3 - 1:22.707 8 - 1:43.467P 4 - 1:20.968 9 - 2:38.007 5 - 1:19.825		
78	Paul MCGARRY	Mini Seten
1 - X:00.000 6 - 1:15.253 11 - 1:18.007 2 - 1:18.079 7 - 1:16.247 12 - 1:16.486 3 - 1:17.246 8 - 1:15.941 13 - 1:16.290 4 - 1:15.899 9 - 1:15.634 5 - 1:17.588 10 - 1:15.787		
82	Andrew RUTHVEN	Mini Se7en
1 - X:00.000 6 - 1:18.186 2 - 1:19.127 7 - 1:18.104 3 - 1:17.906 8 - 1:17.536 4 - 1:18.648 9 - 1:25.522 5 - 1:17.746 10 - 1:23.071		
84	Ian DEVINY	Mini Se7en
1 - X:00.000 6 - 1:16.100 2 - 1:21.873 7 - 1:15.773 3 - 1:21.504 8 - 1:16.435 4 - 1:17.592 9 - 1:18.750 5 - 1:20.994		
95	Alan LETTS	Mini Se7en
1 - X:00.000 6 - 1:17.220 2 - 4:13.768 7 - 1:17.229 3 - 1:17.959 8 - 1:18.760 4 - 1:17.880 9 - 1:18.420 5 - 1:17.751 10 - 1:18.667		

Dunlop Mini Se7en Challenge

QUALIFYING - LAP ANALYSIS

(contd.)

96	Robert RIDING		Mini Se7en
1 - X:00.000	6 - 1:19.764	11 - 1:21.242	
2 - 1:23.165	7 - 1:19.486	12 - 1:20.375	
3 - 1:20.384	8 - 1:19.438		
4 - 1:20.288	9 - 1:21.431		
5 - 1:20.264	10 - 1:19.378		
98	Mark SMITH		Rover Mini Se7en
1 - X:00.000	6 - 1:18.095	11 - 1:26.850	
2 - 1:20.994	7 - 1:18.280	12 - 1:18.649	
3 - 1:18.687	8 - 1:18.185		
4 - 1:19.864	9 - 1:17.978		
5 - 1:18.110	10 - 1:31.828		
99	Rupert HINDE		Mini Se7en
1 - X:00.000	6 - 1:18.380	11 - 1:18.676	
2 - 1:24.476	7 - 1:18.075	12 - 1:23.346	
3 - 1:21.522	8 - 1:19.140		
4 - 1:21.798	9 - 1:24.917		
5 - 1:18.985	10 - 1:19.299		

Dunlop Mini Se7en Challenge

GRID FOR RACE 10

ROW 17	1:19.178 60 KEAT	1:19.378 96 RIDING
ROW 16	1:19.049 38 HOPPER	1:19.093 15 BAKER
ROW 15	1:18.828 55 HOLDSTOCK	1:18.932 30 MYALL
ROW 14	1:18.296 46 HAYMAN	1:18.343 17 WHITELEY
ROW 13	1:18.075 99 HINDE	1:18.091 43 EDGECOMBE
ROW 12	1:17.978 98 SMITH	1:18.053 23 DALE
ROW 11	1:17.703 37 HUNT	1:17.705 20 TANDY
ROW 10	1:17.486 19 DAVIS	1:17.536 82 RUTHVEN
ROW 9	1:17.220 95 LETTS	1:17.240 36 ASTIN
ROW 8	1:16.712 35 SPARK	1:17.163 14 BRAY
ROW 7	1:16.416 8 ASTIN	1:16.699 3 LETTS
ROW 6	1:16.163 13 EDWARDS	1:16.215 2 DEVINY
ROW 5	1:15.923 25 HUNTER	1:16.042 4 HUNTER
ROW 4	1:15.773 84 DEVINY	1:15.854 5 THOMPSON
ROW 3	1:15.659 18 CLARK	1:15.677 48 SELBY
ROW 2	1:15.339 21 HALL	1:15.528 51 TANDY
ROW 1	1:15.041 6 BANWELL	1:15.253 78 MCGARRY

POLE

Reserves in order - 69, 39, 33, 57

Weather / Track : Sunny / Dry

These results are provisional until the conclusion of any judicial and technical matters.

Silverstone

Circuit Length = 1.6390 miles.

Start: 11:15 End: 11:31

Clerk of Course:

Stewards:

Timekeeper:

Dunlop Mini Se7en Challenge

GRID FOR RACE 10 - AMENDED

ROW 17	1:19.378 96 RIDING	1:19.592 68 TONGE
ROW 16	1:19.093 15 BAKER	1:19.178 60 KEAT
ROW 15	1:18.932 30 MYALL	1:19.049 38 HOPPER
ROW 14	1:18.296 46 HAYMAN	1:18.828 55 HOLDSTOCK
ROW 13	1:18.075 99 HINDE	1:18.091 43 EDGECOMBE
ROW 12	1:17.978 98 SMITH	1:18.053 23 DALE
ROW 11	1:17.703 37 HUNT	1:17.705 20 TANDY
ROW 10	1:17.486 19 DAVIS	1:17.536 82 RUTHVEN
ROW 9	1:17.220 95 LETTS	1:17.240 36 ASTIN
ROW 8	1:16.712 35 SPARK	1:17.163 14 BRAY
ROW 7	1:16.416 8 ASTIN	1:16.699 3 LETTS
ROW 6	1:16.163 13 EDWARDS	1:16.215 2 DEVINY
ROW 5	1:15.923 25 HUNTER	1:16.042 4 HUNTER
ROW 4	1:15.773 84 DEVINY	1:15.854 5 THOMPSON
ROW 3	1:15.659 18 CLARK	1:15.677 48 SELBY
ROW 2	1:15.339 21 HALL	1:15.528 51 TANDY
ROW 1	1:15.041 6 BANWELL	1:15.253 78 MCGARRY

POLE

Reserves in order - 39, 33, 57, 17

Weather / Track : Sunny / Dry

These results are provisional until the conclusion of any judicial and technical matters.

Silverstone

Circuit Length = 1.6390 miles.

Start: 11:15 End: 11:31

Clerk of Course:

Stewards:

Timekeeper:

Dunlop Mini Se7en Challenge

GRID FOR RACE 19

ROW 17	1:20.470 15 BAKER	1:20.779 39 MILLER
ROW 16	1:19.553 60 KEAT	1:19.825 68 TONGE
ROW 15	1:19.385 38 HOPPER	1:19.438 96 RIDING
ROW 14	1:18.844 55 HOLDSTOCK	1:18.979 30 MYALL
ROW 13	1:18.481 46 HAYMAN	1:18.696 43 EDGECOMBE
ROW 12	1:18.313 37 HUNT	1:18.380 99 HINDE
ROW 11	1:18.095 98 SMITH	1:18.239 23 DALE
ROW 10	1:17.779 19 DAVIS	1:18.013 36 ASTIN
ROW 9	1:17.746 82 RUTHVEN	1:17.775 14 BRAY
ROW 8	1:17.106 3 LETTS	1:17.229 95 LETTS
ROW 7	1:16.591 4 HUNTER	1:16.721 35 SPARK
ROW 6	1:16.429 8 ASTIN	1:16.476 25 HUNTER
ROW 5	1:16.247 5 THOMPSON	1:16.354 13 EDWARDS
ROW 4	1:16.100 84 DEVINY	1:16.219 2 DEVINY
ROW 3	1:15.821 21 HALL	1:15.912 6 BANWELL
ROW 2	1:15.705 48 SELBY	1:15.725 51 TANDY
ROW 1	1:15.634 78 MCGARRY	1:15.671 18 CLARK

POLE

Grid determined by 2nd best time in qualifying - Reserves in order - 33, 20, 57, 17

Weather / Track : Sunny / Dry

These results are provisional until the conclusion of any judicial and technical matters.

Silverstone

Circuit Length = 1.6390 miles.

Start: 11:15 End: 11:31

Clerk of Course:

Stewards:

Timekeeper:

Dunlop Mini Se7en Challenge

RACE CLASSIFICATION - RACE 10

POS	NO	CL	NAME	NAT	ENTRY	TIME	LAPS	GAP	MPH	BEST
1	18		Paul CLARK		Mini Se7en	6:32.816	5		75.55	1:16.074
2	21		James HALL		Mini Se7en	6:32.893	5	0.077	75.53	1:16.012
3	6		Dave BANWELL		Mini Se7en	6:33.402	5	0.586	75.44	1:16.274
4	2		Andrew DEVINY		Rover Mini 7	6:33.539	5	0.723	75.41	1:15.922
5	4		Max HUNTER		Mini Se7en	6:33.793	5	0.977	75.36	1:15.921
6	78		Paul MCGARRY		Mini Seten	6:34.745	5	1.929	75.18	1:16.570
7	8		Kane ASTIN		Mini Se7en	6:34.879	5	2.063	75.15	1:16.471
8	20		Joe TANDY		Mini Se7en	6:35.325	5	2.509	75.07	1:15.643
9	5		Paul THOMPSON		Rover Mini 7	6:35.600	5	2.784	75.02	1:16.125
10	3		Geoff LETTS		Mini Se7en	6:37.341	5	4.525	74.69	1:16.272
11	84		Ian DEVINY		Mini Se7en	6:37.354	5	4.538	74.69	1:16.645
12	25		Dick HUNTER		Mini Se7en	6:38.072	5	5.256	74.55	1:16.914
13	13		Graham EDWARDS		Mini Se7en	6:38.344	5	5.528	74.50	1:17.085
14	14		Mickey BRAY		Rover Mini 7	6:39.006	5	6.190	74.38	1:16.126
15	51		Nick TANDY		Mini Se7en	6:39.726	5	6.910	74.24	1:17.514
16	35		Paul SPARK		Mini Se7en	6:39.853	5	7.037	74.22	1:16.973
17	95		Alan LETTS		Mini Se7en	6:41.138	5	8.322	73.98	1:17.312
18	82		Andrew RUTHVEN		Mini Se7en	6:41.399	5	8.583	73.93	1:17.084
19	36		Damon ASTIN		Mini Se7en	6:41.560	5	8.744	73.90	1:17.027
20	37		Gareth HUNT		Mini Se7en	6:45.783	5	12.967	73.13	1:18.049
21	98		Mark SMITH		Rover Mini Se7en	6:46.447	5	13.631	73.01	1:17.446
22	23		Philip DALE		Mini Se7en	6:51.451	5	18.635	72.13	1:18.897
23	55		M HOLDSTOCK		Mini Se7en	6:51.458	5	18.642	72.13	1:18.427
24	38		Steven HOPPER		Mini Se7en	6:52.470	5	19.654	71.95	1:18.500
25	96		Robert RIDING		Mini Se7en	6:54.995	5	22.179	71.51	1:19.339
26	68		Clive TONGE		Mini Se7en	7:00.465	5	27.649	70.58	1:20.108
27	60		Malcolm KEAT		Mini Se7en	7:01.972	5	29.156	70.33	1:19.493
28	33		Geoff TAYLOR		Rover Mini 7	7:32.258	5	59.442	65.62	1:24.691
NOT CLASSIFIED										
48			Lewis SELBY		Mini Se7en	6:33.120	5	N.C.F.	75.49	1:16.358
99			Rupert HINDE		Mini Se7en	5:28.589	4	D.N.F.	72.36	1:17.673
39			Andy MILLER		Rover Mini 7	6:04.704	4	D.N.F.	65.19	1:20.476
46			James HAYMAN		MHM Mini 7	2:47.829	2	D.N.F.	71.36	1:16.673
43			Dave EDGECOMBE		Mini Se7en	2:50.726	2	D.N.F.	70.15	1:18.439
19			Graeme DAVIS		Mini Se7en	1:31.905	1	D.N.F.	66.12	1:31.905
FASTEST LAP										
20			Joe TANDY		Mini Se7en	1:15.643	5	78.00mph		125.53kph

Race stopped after 50% race distance; Result declared at 5 laps
 Car 48 not classified for causing red flag; Weather / Track : Sunny / Dry

Silverstone
 Circuit Length = 1.6390 miles.
 Start: 10:19 End: 10:27

Clerk of Course:	Stewards:	Timekeeper:

Dunlop Mini Se7en Challenge

LAP CHART - RACE 10

Lap 1			Lap 2			Lap 3			Lap 4			Lap 5		
No	Behind	Laptime	No	Behind	Laptime	No	Behind	Laptime	No	Behind	Laptime	No	Behind	Laptime
48		1:26.141	48		1:16.670	18		1:16.677	48		1:16.358	18		1:16.074
6	0.597	1:26.738	18	0.415	1:16.252	48	0.253	1:17.345	18	0.228	1:16.839	21	0.077	1:16.012
18	0.833	1:26.974	6	0.556	1:16.629	6	0.436	1:16.972	21	0.367	1:16.413	48	0.304	1:16.606
21	0.985	1:27.126	21	0.674	1:16.359	21	0.565	1:16.983	6	0.614	1:16.789	6	0.586	1:16.274
78	1.303	1:27.444	78	1.203	1:16.570	78	0.905	1:16.794	2	1.103	1:16.078	2	0.723	1:15.922
25	1.498	1:27.639	25	2.126	1:17.298	4	1.334	1:16.178	78	1.320	1:17.026	4	0.977	1:15.921
84	2.149	1:28.290	4	2.248	1:16.534	2	1.636	1:16.018	4	1.358	1:16.635	78	1.929	1:16.911
51	2.309	1:28.450	8	2.398	1:16.471	8	1.898	1:16.592	8	1.813	1:16.526	8	2.063	1:16.552
4	2.384	1:28.525	2	2.710	1:16.566	25	2.542	1:17.508	25	2.845	1:16.914	20	2.509	1:15.643
8	2.597	1:28.738	84	3.254	1:17.775	5	2.636	1:16.469	5	2.961	1:16.936	5	2.784	1:16.125
2	2.814	1:28.955	5	3.259	1:17.112	20	2.949	1:16.276	20	3.168	1:16.830	3	4.525	1:16.895
5	2.817	1:28.958	20	3.765	1:16.648	84	3.282	1:17.120	84	3.316	1:16.645	84	4.538	1:17.524
35	3.398	1:29.539	51	4.021	1:18.382	13	4.230	1:17.183	3	3.932	1:16.272	25	5.256	1:18.713
13	3.399	1:29.540	13	4.139	1:17.410	3	4.271	1:16.371	13	4.745	1:17.126	13	5.528	1:17.085
14	3.553	1:29.694	35	4.957	1:18.229	51	4.443	1:17.514	51	5.451	1:17.619	14	6.190	1:16.126
20	3.787	1:29.928	3	4.992	1:17.600	35	5.668	1:17.803	35	6.366	1:17.309	51	6.910	1:17.761
3	4.062	1:30.203	46	5.018	1:16.673	14	5.810	1:17.319	14	6.366	1:17.167	35	7.037	1:16.973
95	4.495	1:30.636	14	5.583	1:18.700	95	6.577	1:17.411	95	7.312	1:17.346	95	8.322	1:17.312
36	4.912	1:31.053	82	6.151	1:17.394	36	6.923	1:17.615	82	7.801	1:17.371	82	8.583	1:17.084
46	5.015	1:31.156	95	6.258	1:18.433	82	7.041	1:17.982	36	8.019	1:17.707	36	8.744	1:17.027
82	5.427	1:31.568	36	6.400	1:18.158	37	9.160	1:18.049	37	10.737	1:18.188	37	12.967	1:18.532
19	5.764	1:31.905	43	7.915	1:18.439	98	10.329	1:18.119	98	11.164	1:17.446	98	13.631	1:18.769
43	6.146	1:32.287	37	8.203	1:18.180	99	11.013	1:17.999	99	12.075	1:17.673	23	18.635	1:18.897
37	6.693	1:32.834	98	9.302	1:18.063	23	13.686	1:18.904	23	16.040	1:18.965	55	18.642	1:18.427
98	7.909	1:34.050	99	10.106	1:18.553	55	14.348	1:18.786	55	16.517	1:18.780	38	19.654	1:18.847
99	8.223	1:34.364	23	11.874	1:19.572	38	15.220	1:19.747	38	17.109	1:18.500	96	22.179	1:19.908
23	8.972	1:35.113	38	12.565	1:19.439	96	15.845	1:19.497	96	18.573	1:19.339	68	27.649	1:21.839
55	9.337	1:35.478	55	12.654	1:19.987	68	18.529	1:20.523	68	22.112	1:20.194	60	29.156	1:20.995
38	9.796	1:35.937	96	13.440	1:19.766	39	20.086	1:21.524	60	24.463	1:19.869	33	59.442	1:25.595
96	10.344	1:36.485	60	13.744	1:19.493	60	21.205	1:24.553	39	48.190	1:44.715P			
60	10.921	1:37.062	68	15.098	1:20.108	33	42.069	1:24.861	33	50.149	1:24.691			
68	11.660	1:37.801	39	15.654	1:20.476									
39	11.848	1:37.989	33	34.300	1:25.559									
33	25.411	1:51.552												

Race stopped after 50% race distance; Result declared at 5 laps
 Car 48 not classified for causing red flag; Weather / Track : Sunny / Dry

Silverstone
 Circuit Length = 1.6390 miles.
 Start: 10:19 End: 10:27

Dunlop Mini Se7en Challenge

RACE CLASSIFICATION - RACE 10 - AMENDED

POS	NO	CL	NAME	NAT	ENTRY	TIME	LAPS	GAP	MPH	BEST
1	18		Paul CLARK		Mini Se7en	6:32.816	5		75.55	1:16.074
2	21		James HALL		Mini Se7en	6:32.893	5	0.077	75.53	1:16.012
3	6		Dave BANWELL		Mini Se7en	6:33.402	5	0.586	75.44	1:16.274
4	2		Andrew DEVINY		Rover Mini 7	6:33.539	5	0.723	75.41	1:15.922
5	4		Max HUNTER		Mini Se7en	6:33.793	5	0.977	75.36	1:15.921
6	78		Paul MCGARRY		Mini Seten	6:34.745	5	1.929	75.18	1:16.570
7	8		Kane ASTIN		Mini Se7en	6:34.879	5	2.063	75.15	1:16.471
8	20		Joe TANDY		Mini Se7en	6:35.325	5	2.509	75.07	1:15.643
9	5		Paul THOMPSON		Rover Mini 7	6:35.600	5	2.784	75.02	1:16.125
10	3		Geoff LETTS		Mini Se7en	6:37.341	5	4.525	74.69	1:16.272
11	84		Ian DEVINY		Mini Se7en	6:37.354	5	4.538	74.69	1:16.645
12	46		James HAYMAN		MHM Mini 7	6:37.805	5	4.989	74.60	1:16.414
13	25		Dick HUNTER		Mini Se7en	6:38.072	5	5.256	74.55	1:16.914
14	13		Graham EDWARDS		Mini Se7en	6:38.344	5	5.528	74.50	1:17.085
15	14		Mickey BRAY		Rover Mini 7	6:39.006	5	6.190	74.38	1:16.126
16	51		Nick TANDY		Mini Se7en	6:39.726	5	6.910	74.24	1:17.514
17	35		Paul SPARK		Mini Se7en	6:39.853	5	7.037	74.22	1:16.973
18	95		Alan LETTS		Mini Se7en	6:41.138	5	8.322	73.98	1:17.312
19	82		Andrew RUTHVEN		Mini Se7en	6:41.399	5	8.583	73.93	1:17.084
20	36		Damon ASTIN		Mini Se7en	6:41.560	5	8.744	73.90	1:17.027
21	37		Gareth HUNT		Mini Se7en	6:45.783	5	12.967	73.13	1:18.049
22	98		Mark SMITH		Rover Mini Se7en	6:46.447	5	13.631	73.01	1:17.446
23	23		Philip DALE		Mini Se7en	6:51.451	5	18.635	72.13	1:18.897
24	55		M HOLDSTOCK		Mini Se7en	6:51.458	5	18.642	72.13	1:18.427
25	38		Steven HOPPER		Mini Se7en	6:52.470	5	19.654	71.95	1:18.500
26	96		Robert RIDING		Mini Se7en	6:54.995	5	22.179	71.51	1:19.339
27	68		Clive TONGE		Mini Se7en	7:00.465	5	27.649	70.58	1:20.108
28	60		Malcolm KEAT		Mini Se7en	7:01.972	5	29.156	70.33	1:19.493
29	33		Geoff TAYLOR		Rover Mini 7	7:32.258	5	59.442	65.62	1:24.691
NOT CLASSIFIED										
48			Lewis SELBY		Mini Se7en	6:33.120	5	D.N.F.	75.49	1:16.358
99			Rupert HINDE		Mini Se7en	5:28.589	4	D.N.F.	72.36	1:17.673
39			Andy MILLER		Rover Mini 7	6:04.704	4	D.N.F.	65.19	1:20.476
43			Dave EDGECOMBE		Mini Se7en	2:50.726	2	D.N.F.	70.15	1:18.439
19			Graeme DAVIS		Mini Se7en	1:31.905	1	D.N.F.	66.12	1:31.905
FASTEST LAP										
20			Joe TANDY		Mini Se7en	1:15.643	5	78.00mph		125.53kph

Race stopped after 50% race distance; Result declared at 5 laps
 Car 48 not classified for causing red flag; Weather/Track : Sunny/Dry

Silverstone
 Circuit Length = 1.6390 miles.
 Start: 10:19 End: 10:27

Clerk of Course:	Stewards:	Timekeeper:
------------------	-----------	-------------

Dunlop Mini Se7en Challenge

RACE CLASSIFICATION - RACE 19

POS	NO	CL	NAME	NAT	ENTRY	TIME	LAPS	GAP	MPH	BEST
1	21		James HALL		Mini Se7en	15:32.325	12		76.13	1:16.343
2	2		Andrew DEVINY		Rover Mini 7	15:33.647	12	1.322	76.02	1:15.678
3	6		Dave BANWELL		Mini Se7en	15:36.386	12	4.061	75.80	1:15.962
4	4		Max HUNTER		Mini Se7en	15:37.182	12	4.857	75.73	1:15.426
5	8		Kane ASTIN		Mini Se7en	15:37.591	12	5.266	75.70	1:15.828
6	84		Ian DEVINY		Mini Se7en	15:37.661	12	5.336	75.70	1:15.732
7	5		Paul THOMPSON		Rover Mini 7	15:38.847	12	6.522	75.60	1:15.929
8	18		Paul CLARK		Mini Se7en	15:38.981	12	6.656	75.59	1:15.537
9	25		Dick HUNTER		Mini Se7en	15:39.681	12	7.356	75.53	1:16.496
10	3		Geoff LETTS		Mini Se7en	15:47.306	12	14.981	74.93	1:16.421
11	13		Graham EDWARDS		Mini Se7en	15:47.666	12	15.341	74.90	1:17.146
12	46		James HAYMAN		MHM Mini 7	15:48.308	12	15.983	74.85	1:16.489
13	36		Damon ASTIN		Mini Se7en	15:51.662	12	19.337	74.58	1:16.921
14	95		Alan LETTS		Mini Se7en	15:52.313	12	19.988	74.53	1:17.293
15	82		Andrew RUTHVEN		Mini Se7en	15:52.466	12	20.141	74.52	1:16.989
16	23		Philip DALE		Mini Se7en	16:11.899	12	39.574	73.03	1:18.462
17	38		Steven HOPPER		Mini Se7en	16:13.081	12	40.756	72.94	1:18.045
18	55		M HOLDSTOCK		Mini Se7en	16:19.888	12	47.563	72.43	1:18.624
19	96		Robert RIDING		Mini Se7en	16:28.496	12	56.171	71.80	1:19.944
20	68		Clive TONGE		Mini Se7en	16:33.284	12	1:00.959	71.46	1:20.312
21	60		Malcolm KEAT		Mini Se7en	16:34.207	12	1:01.882	71.39	1:20.056
22	33		Geoff TAYLOR		Rover Mini 7	15:55.398	11	1 LAP	68.11	1:24.449

NOT CLASSIFIED

20	Joe TANDY	Mini Se7en	11:43.721	9	D.N.F.	75.71	1:15.651
35	Paul SPARK	Mini Se7en	9:18.885	7	D.N.F.	74.21	1:16.855
99	Rupert HINDE	Mini Se7en	9:36.984	7	D.N.F.	71.89	1:18.419
30	Alex MYALL	Rover Mini 7	9:50.999	7	D.N.F.	70.18	1:18.973
19	Graeme DAVIS	Mini Se7en	10:30.944	7	D.N.F.	65.74	1:18.101
48	Lewis SELBY	Mini Se7en	7:52.626	6	D.N.F.	75.27	1:16.141
37	Gareth HUNT	Mini Se7en	6:54.335	5	D.N.F.	71.62	1:17.881
98	Mark SMITH	Rover Mini Se7en	5:33.230	4	D.N.F.	71.35	1:18.762
51	Nick TANDY	Mini Se7en	5:40.572	4	D.N.F.	69.81	1:17.885
39	Andy MILLER	Rover Mini 7	4:46.591	3	D.N.F.	62.38	1:25.058
14	Mickey BRAY	Rover Mini 7		0	D.N.F.	N/A	
78	Paul MCGARRY	Mini Seten		0	D.N.F.	N/A	

FASTEST LAP

4	Max HUNTER	Mini Se7en	1:15.426	7	78.22mph	125.89kph
---	------------	------------	----------	---	----------	-----------

Weather / Track : Cloudy / Dry

These results are provisional until the conclusion of any judicial and technical matters.

Silverstone
Circuit Length = 1.6390 miles.
Start: 16:53 End: 17:09

Clerk of Course:	Stewards:	Timekeeper:
------------------	-----------	-------------

Dunlop Mini Se7en Challenge

LAP CHART - RACE 19

Lap 1			Lap 2			Lap 3			Lap 4			Lap 5		
No	Behind	Laptime	No	Behind	Laptime	No	Behind	Laptime	No	Behind	Laptime	No	Behind	Laptime
48		1:26.163	21		1:17.950	21		1:17.134	21		1:16.469	21		1:16.628
18	0.209	1:26.372	48	0.193	1:18.529	48	0.168	1:17.109	48	0.781	1:17.082	48	0.294	1:16.141
21	0.386	1:26.549	6	0.791	1:18.067	6	0.398	1:16.741	6	0.878	1:16.949	8	0.507	1:15.828
6	1.060	1:27.223	18	1.816	1:19.943	18	1.709	1:17.027	8	1.307	1:15.975	2	0.780	1:15.849
84	1.713	1:27.876	8	1.997	1:18.497	8	1.801	1:16.938	2	1.559	1:15.678	6	1.185	1:16.935
2	1.835	1:27.998	2	2.973	1:19.474	2	2.350	1:16.511	5	2.540	1:16.322	18	1.967	1:15.655
8	1.836	1:27.999	5	3.441	1:19.367	5	2.687	1:16.380	18	2.940	1:17.700	5	2.165	1:16.253
13	2.340	1:28.503	84	3.943	1:20.566	84	3.499	1:16.690	4	3.374	1:16.322	4	2.344	1:15.598
5	2.410	1:28.573	4	4.032	1:19.271	4	3.521	1:16.623	84	3.809	1:16.779	84	3.071	1:15.890
25	2.803	1:28.966	25	4.516	1:20.049	25	4.353	1:16.971	25	4.409	1:16.525	25	4.314	1:16.533
4	3.097	1:29.260	13	5.374	1:21.370	13	6.300	1:18.060	20	5.774	1:15.659	20	5.181	1:16.035
51	3.762	1:29.925	35	5.689	1:20.116	20	6.584	1:17.022	13	7.223	1:17.392	13	7.741	1:17.146
35	3.909	1:30.072	20	6.696	1:20.234	35	6.693	1:18.138	46	8.053	1:16.489	46	8.196	1:16.771
95	4.654	1:30.817	3	6.721	1:20.378	3	7.058	1:17.471	35	8.372	1:18.148	35	8.599	1:16.855
3	4.679	1:30.842	51	6.877	1:21.451	51	7.628	1:17.885	3	8.522	1:17.933	3	8.693	1:16.799
20	4.798	1:30.961	46	8.092	1:21.295	46	8.033	1:17.075	95	9.870	1:17.293	95	11.100	1:17.858
36	5.066	1:31.229	95	8.107	1:21.789	95	9.046	1:18.073	36	9.964	1:16.921	82	11.259	1:17.268
46	5.133	1:31.296	36	8.311	1:21.581	36	9.512	1:18.335	82	10.619	1:16.989	36	11.389	1:18.053
82	5.485	1:31.648	82	9.698	1:22.549	82	10.099	1:17.535	37	14.736	1:20.356	37	19.605	1:21.497
37	6.501	1:32.664	37	10.102	1:21.937	37	10.849	1:17.881	98	15.128	1:18.886	30	20.114	1:18.973
98	6.743	1:32.906	98	11.083	1:22.676	98	12.711	1:18.762	30	17.769	1:19.256	23	20.327	1:18.462
19	7.162	1:33.325	19	12.163	1:23.337	19	14.082	1:19.053	23	18.493	1:18.815	19	20.673	1:18.101
23	7.364	1:33.527	30	12.870	1:23.843	30	14.982	1:19.246	19	19.200	1:21.587	99	21.322	1:18.419
30	7.363	1:33.526	23	13.657	1:24.629	23	16.147	1:19.624	99	19.531	1:19.072	55	22.513	1:18.624
99	8.672	1:34.835	99	14.395	1:24.059	99	16.928	1:19.667	55	20.517	1:19.465	38	22.829	1:18.045
55	8.780	1:34.943	55	14.754	1:24.310	55	17.521	1:19.901	51	22.470	1:31.311P	96	27.618	1:19.944
38	9.331	1:35.494	38	16.144	1:25.149	38	19.334	1:20.324	38	21.412	1:18.547	68	29.549	1:20.312
96	10.187	1:36.350	96	17.495	1:25.644	96	20.812	1:20.451	96	24.302	1:19.959	60	32.551	1:20.469
68	10.935	1:37.098	68	17.604	1:25.005	68	21.855	1:21.385	68	25.865	1:20.479	33	46.076	1:24.902
39	12.061	1:38.224	39	18.783	1:25.058	60	24.695	1:21.769	60	28.710	1:20.484			
60	13.555	1:39.718	60	20.060	1:24.841	33	29.689	1:24.507	33	37.802	1:24.582			
33	15.807	1:41.970	33	22.316	1:24.845	39	44.958	1:43.309P						

Dunlop Mini Se7en Challenge

LAP CHART - RACE 19

(contd.)

Lap 6			Lap 7			Lap 8			Lap 9			Lap 10		
No	Behind	Laptime	No	Behind	Laptime	No	Behind	Laptime	No	Behind	Laptime	No	Behind	Laptime
21		1:16.343	21		1:16.811	21		1:16.806	21		1:16.755	21		1:16.559
8	0.988	1:16.824	8	0.183	1:16.006	8	0.126	1:16.749	2	0.940	1:17.300	2	0.748	1:16.367
2	1.376	1:16.939	2	0.457	1:15.892	2	0.395	1:16.744	6	1.829	1:17.495	84	3.177	1:17.330
48	1.553	1:17.602	6	0.750	1:15.962	6	1.089	1:17.145	18	1.829	1:17.385	18	4.079	1:18.809
6	1.599	1:16.757	18	1.039	1:15.537	4	1.179	1:16.606	4	1.926	1:17.502	4	4.119	1:18.752
18	2.313	1:16.689	4	1.379	1:15.426	18	1.199	1:16.966	20	2.276	1:16.044	8	4.661	1:17.089
4	2.764	1:16.763	84	2.074	1:15.732	84	1.445	1:16.177	84	2.406	1:17.716	6	5.037	1:19.767
84	3.153	1:16.425	20	3.861	1:15.651	20	2.987	1:15.932	8	4.131	1:20.760	25	6.441	1:16.811
20	5.021	1:16.183	5	4.392	1:15.929	5	4.100	1:16.514	5	4.584	1:17.239	33	1 LAP	1:27.319
25	5.162	1:17.191	25	4.945	1:16.594	25	4.635	1:16.496	25	6.189	1:18.309	5	7.272	1:19.247
5	5.274	1:19.452	46	9.294	1:16.759	19	1 LAP	1:49.531	46	11.162	1:18.353	46	13.513	1:18.910
46	9.346	1:17.493	13	10.197	1:17.253	46	9.564	1:17.076	3	11.513	1:18.150	3	13.743	1:18.789
13	9.755	1:18.357	3	10.503	1:17.394	3	10.118	1:16.421	13	12.024	1:18.009	13	14.117	1:18.652
3	9.920	1:17.570	35	11.001	1:17.188	13	10.770	1:17.379	36	16.002	1:17.753	36	17.440	1:17.997
35	10.624	1:18.368	95	13.650	1:17.604	95	14.875	1:18.031	95	16.631	1:18.511	82	18.126	1:17.880
95	12.857	1:18.100	36	14.510	1:17.919	36	15.004	1:17.300	82	16.805	1:17.105	95	18.251	1:18.179
82	13.342	1:18.426	82	15.325	1:18.794	82	16.455	1:17.936	23	30.187	1:18.754	23	32.911	1:19.283
36	13.402	1:18.356	23	26.528	1:18.963	23	28.188	1:18.466	38	32.223	1:18.845	38	35.211	1:19.547
23	24.376	1:20.392	38	28.440	1:19.618	38	30.133	1:18.499	55	36.181	1:20.254	55	39.820	1:20.198
30	24.696	1:20.925	99	29.100	1:19.478	55	32.682	1:20.230	96	44.141	1:20.341	96	48.129	1:20.547
38	25.633	1:19.147	55	29.258	1:19.158	96	40.555	1:20.085	68	47.888	1:20.378	68	52.091	1:20.762
99	26.433	1:21.454	96	37.276	1:21.841	68	44.265	1:21.280	60	49.347	1:20.056	60	53.498	1:20.710
55	26.911	1:20.741	68	39.791	1:21.699	60	46.046	1:20.832						
96	32.246	1:20.971	60	42.020	1:22.075	33	1:13.037	1:27.491						
68	34.903	1:21.697	30	43.115	1:35.230									
60	36.756	1:20.548	33	1:02.352	1:24.449									
19	50.340	1:46.010P												
33	54.714	1:24.981												

Dunlop Mini Se7en Challenge

LAP CHART - RACE 19

(contd.)

Lap 11			Lap 12			Lap 13			Lap 14			Lap 15		
No	Behind	Laptime	No	Behind	Laptime	No	Behind	Laptime	No	Behind	Laptime	No	Behind	Laptime
21		1:16.808	21		1:17.513									
2	0.299	1:16.359	2	1.322	1:18.536									
84	3.903	1:17.534	6	4.061	1:16.542									
4	4.919	1:17.608	4	4.857	1:17.451									
6	5.032	1:16.803	8	5.266	1:16.941									
18	5.828	1:18.557	84	5.336	1:18.946									
8	5.838	1:17.985	5	6.522	1:16.982									
25	6.928	1:17.295	18	6.656	1:18.341									
5	7.053	1:16.589	25	7.356	1:17.941									
46	14.489	1:17.784	3	14.981	1:17.566									
13	14.808	1:17.499	13	15.341	1:18.046									
3	14.928	1:17.993	46	15.983	1:19.007									
33	1 LAP	1:25.148	36	19.337	1:18.883									
36	17.967	1:17.335	95	19.988	1:18.241									
95	19.260	1:17.817	82	20.141	1:17.475									
82	20.179	1:18.861	33	1 LAP	1:25.204									
23	36.239	1:20.136	23	39.574	1:20.848									
38	38.003	1:19.600	38	40.756	1:20.266									
55	43.878	1:20.866	55	47.563	1:21.198									
96	52.293	1:20.972	96	56.171	1:21.391									
68	56.761	1:21.478	68	1:00.959	1:21.711									
60	57.681	1:20.991	60	1:01.882	1:21.714									

Dunlop Mini Miglia Challenge

QUALIFYING

POS	NO	CL	NAME	NAT	ENTRY	TIME	LAPS	GAP	MPH
1	2		Kelly ROGERS		Vickers Mini Miglia	1:08.631	13		85.97
2	7		Ian RICHARD GUNN		Mini Miglia	1:09.082	13	0.451	85.41
3	1		Peter BALDWIN		Mini Miglia	1:09.115	12	0.484	85.37
4	0		Tim SIMS		Mini Miglia	1:09.351	13	0.720	85.08
5	46		Nick SWIFT		Rover Mini	1:09.617	9	0.986	84.75
6	69		Tony LE MAY		Mini Miglia	1:09.654	9	1.023	84.71
7	3		Bill SOLLIS		Mini Miglia	1:09.757	8	1.126	84.58
8	18		Paul SIMMONDS		Mini Miglia	1:09.847	13	1.216	84.47
9	83		Colin PEACOCK		Mini Miglia	1:09.858	13	1.227	84.46
10	23		Andrew HACK		Mini Miglia	1:10.030	13	1.399	84.25
11	26		Mark CHANDLER		Mini Miglia	1:10.035	12	1.404	84.24
12	32		Ralph SANDERS		Mini Miglia	1:10.229	13	1.598	84.01
13	9		Robert HUMPHREYS		Mini Miglia	1:10.271	13	1.640	83.96
14	22		Mark SIMS		Mini Miglia	1:10.274	14	1.643	83.96
15	8		Sarah MUNNS		Mini Miglia	1:10.288	11	1.657	83.94
16	6		Dave KIMBERLEY		Rover Mini	1:10.527	12	1.896	83.66
17	28		LEE/FLUX		Mini Miglia	1:10.539	12	1.908	83.64
18	17		Phil ANNING		Mini Miglia	1:10.688	13	2.057	83.47
19	14		Michael JACKSON		Mini Miglia	1:10.711	12	2.080	83.44
20	11		Jonathan LLOYD		Rover Mini	1:10.714	13	2.083	83.44
21	15		Gordon POCOCK		Mini Miglia	1:10.857	13	2.226	83.27
22	24		WAGER/STAPLETON		Mini Miglia	1:11.020	10	2.389	83.08
23	40		Phil RUDGE		Mini Miglia	1:11.030	12	2.399	83.06
24	34		Lee JONES		Mini Miglia	1:11.076	13	2.445	83.01
25	49		Martin WAGER		Mini Miglia	1:11.309	5	2.678	82.74
26	75		Paul BROWN		Mini Miglia	1:11.499	12	2.868	82.52
27	13		Phil HARVEY		Mini Miglia	1:12.121	12	3.490	81.81
28	29		Denise MANDERSCHIED		Mini Miglia	1:13.454	13	4.823	80.32
29	27		Scott BENNETT		Wealden Mini Miglia	1:13.495	12	4.864	80.28
30	35		Ian FEATHERSTONE		Mini Miglia	1:19.080	11	10.449	74.61

Weather / Track : Sunny / Dry
 These results are provisional until the conclusion of any judicial and technical matters.

Silverstone
 Circuit Length = 1.6390 miles.
 Start: 11:39 End: 11:55

Clerk of Course:	Stewards:	Timekeeper:
------------------	-----------	-------------

Dunlop Mini Miglia Challenge

QUALIFYING - LAP ANALYSIS

0	Tim SIMS	Mini Miglia
1 - 8:26.554	6 - 1:09.608	11 - 1:15.941
2 - 1:10.482	7 - 1:10.051	12 - 1:09.850
3 - 1:09.644	8 - 1:09.929	13 - 1:09.546
4 - 1:09.637	9 - 1:28.671	
5 - 1:09.351	10 - 1:36.560	
1	Peter BALDWIN	Mini Miglia
1 - 8:12.965	6 - 1:09.390	11 - 1:09.731
2 - 1:11.743	7 - 1:09.384	12 - 1:09.115
3 - 1:09.896	8 - 1:09.555	
4 - 1:10.017	9 - 1:22.164P	
5 - 1:15.690	10 - 3:05.112	
2	Kelly ROGERS	Vickers Mini Miglia
1 - 8:25.835	6 - 1:09.109	11 - 1:08.684
2 - 1:14.212	7 - 1:23.818	12 - 1:08.917
3 - 1:12.929	8 - 1:24.752	13 - 1:09.360
4 - 1:08.894	9 - 1:08.878	
5 - 1:08.631	10 - 1:14.934	
3	Bill SOLLIS	Mini Miglia
1 - 9:04.715	6 - 1:10.259	
2 - 1:14.746	7 - 1:09.757	
3 - 1:11.102	8 - 1:25.934P	
4 - 1:28.479P		
5 - 4:21.305		
6	Dave KIMBERLEY	Rover Mini
1 - 8:18.879	6 - 1:10.599	11 - 1:11.645
2 - 1:13.942	7 - 1:10.554	12 - 1:31.711P
3 - 1:10.930	8 - 1:10.785	
4 - 1:10.898	9 - 1:10.537	
5 - 1:10.914	10 - 1:10.527	
7	Ian RICHARD GUNN	Mini Miglia
1 - 8:27.265	6 - 1:09.082	11 - 1:09.783
2 - 1:13.310	7 - 1:20.732	12 - 1:12.982
3 - 1:10.709	8 - 1:28.144	13 - 1:10.581
4 - 1:10.044	9 - 1:09.942	
5 - 1:09.718	10 - 1:12.847	
8	Sarah MUNNS	Mini Miglia
1 - 8:19.824	6 - 1:28.416P	11 - 1:10.509
2 - 1:14.322	7 - 3:41.454	
3 - 1:10.578	8 - 1:12.053	
4 - 1:10.288	9 - 1:14.314	
5 - 1:11.250	10 - 1:21.027	

Dunlop Mini Miglia Challenge

QUALIFYING - LAP ANALYSIS

(contd.)

9	Robert HUMPHREYS	Mini Miglia
1 - 8:30.021	6 - 1:10.859	11 - 1:12.906
2 - 1:12.764	7 - 1:11.268	12 - 1:11.445
3 - 1:12.009	8 - 1:11.826	13 - 1:11.323
4 - 1:10.271	9 - 1:21.277	
5 - 1:10.393	10 - 1:16.038	
11	Jonathan LLOYD	Rover Mini
1 - 8:44.339	6 - 1:11.286	11 - 1:21.846
2 - 1:19.858	7 - 1:10.714	12 - 1:11.544
3 - 1:12.445	8 - 1:10.871	13 - 1:11.789
4 - 1:12.144	9 - 1:11.543	
5 - 1:11.104	10 - 1:23.681	
13	Phil HARVEY	Mini Miglia
1 - 8:38.863	6 - 1:12.362	11 - 1:12.208
2 - 1:18.950	7 - 1:12.445	12 - 1:12.253
3 - 1:16.255	8 - 1:12.121	
4 - 1:18.153	9 - 1:23.167	
5 - 1:16.504	10 - 1:25.092	
14	Michael JACKSON	Mini Miglia
1 - 8:33.863	6 - 1:11.732	11 - 1:11.845
2 - 1:19.564	7 - 1:11.369	12 - 1:28.624P
3 - 1:13.924	8 - 1:10.943	
4 - 1:11.917	9 - 1:10.711	
5 - 1:10.815	10 - 1:11.091	
15	Gordon POCOCK	Mini Miglia
1 - 8:35.975	6 - 1:11.278	11 - 1:11.306
2 - 1:20.076	7 - 1:11.720	12 - 1:10.887
3 - 1:12.518	8 - 1:11.450	13 - 1:31.004P
4 - 1:11.776	9 - 1:11.095	
5 - 1:10.857	10 - 1:18.879	
17	Phil ANNING	Mini Miglia
1 - 8:28.504	6 - 1:14.074	11 - 1:11.083
2 - 1:15.024	7 - 1:30.778	12 - 1:13.323
3 - 1:13.234	8 - 1:18.316	13 - 1:10.688
4 - 1:11.196	9 - 1:10.797	
5 - 1:11.141	10 - 1:11.336	
18	Paul SIMMONDS	Mini Miglia
1 - 8:25.486	6 - 1:10.927	11 - 1:10.802
2 - 1:16.993	7 - 1:11.040	12 - 1:11.011
3 - 1:11.462	8 - 1:11.866	13 - 1:11.289
4 - 1:09.847	9 - 1:23.294	
5 - 1:10.875	10 - 1:21.348	

Dunlop Mini Miglia Challenge

QUALIFYING - LAP ANALYSIS

(contd.)

22	Mark SIMS	Mini Miglia
1 - 8:10.339	6 - 1:10.781	11 - 1:10.343
2 - 1:13.684	7 - 1:10.405	12 - 1:13.205
3 - 1:11.099	8 - 1:10.345	13 - 1:10.626
4 - 1:10.274	9 - 1:10.509	14 - 1:10.675
5 - 1:11.581	10 - 1:10.534	
23	Andrew HACK	Mini Miglia
1 - 8:44.733	6 - 1:10.103	11 - 1:10.041
2 - 1:13.059	7 - 1:10.210	12 - 1:10.030
3 - 1:10.827	8 - 1:10.931	13 - 1:10.444
4 - 1:10.144	9 - 1:17.522	
5 - 1:10.891	10 - 1:10.625	
24	WAGER/STAPLETON	Mini Miglia
1 - 8:13.682	6 - 1:11.367	
2 - 1:15.126	7 - 1:11.020	
3 - 1:11.980	8 - 1:11.649	
4 - 1:11.831	9 - 1:11.487	
5 - 1:11.712	10 - 1:27.199P	
26	Mark CHANDLER	Mini Miglia
1 - 8:09.800	6 - 1:14.904	11 - 1:12.271
2 - 1:13.211	7 - 1:19.432	12 - 1:46.425P
3 - 1:11.239	8 - 1:10.350	
4 - 1:10.381	9 - 1:10.035	
5 - 1:13.797	10 - 1:10.443	
27	Scott BENNETT	Wealden Mini Miglia
1 - 8:45.730	6 - 1:15.460	11 - 1:15.030
2 - 1:20.012	7 - 1:15.020	12 - 1:13.495
3 - 1:15.693	8 - 1:14.900	
4 - 1:15.201	9 - 1:15.538	
5 - 1:14.889	10 - 1:16.674	
28	LEE/FLUX	Mini Miglia
1 - 8:18.614	6 - 1:11.065	11 - 1:11.130
2 - 1:19.695	7 - 1:17.550P	12 - 1:11.014
3 - 1:19.260	8 - 2:17.839	
4 - 1:17.172	9 - 1:10.539	
5 - 1:15.150	10 - 1:10.682	
29	Denise MANDERSCHIED	Mini Miglia
1 - 8:24.452	6 - 1:14.157	11 - 1:14.602
2 - 1:17.934	7 - 1:15.510	12 - 1:16.235
3 - 1:15.208	8 - 1:16.978	13 - 1:16.277
4 - 1:13.454	9 - 1:15.600	
5 - 1:14.351	10 - 1:18.935	

Dunlop Mini Miglia Challenge

QUALIFYING - LAP ANALYSIS

(contd.)

32	Ralph SANDERS	Mini Miglia
1 - 8:10.629	6 - 1:10.927	11 - 1:11.935
2 - 1:13.992	7 - 1:11.611	12 - 1:11.446
3 - 1:11.801	8 - 1:11.139	13 - 1:12.548
4 - 1:11.001	9 - 1:13.890	
5 - 1:13.346	10 - 1:10.229	
34	Lee JONES	Mini Miglia
1 - 8:45.318	6 - 1:12.364	11 - 1:11.207
2 - 1:17.786	7 - 1:12.524	12 - 1:11.076
3 - 1:14.413	8 - 1:12.961	13 - 1:26.800P
4 - 1:12.938	9 - 1:13.206	
5 - 1:12.256	10 - 1:12.604	
35	Ian FEATHERSTONE	Mini Miglia
1 - 8:43.140	6 - 1:21.475	11 - 1:19.330
2 - 1:26.677	7 - 1:21.982	
3 - 1:22.763	8 - 1:20.798	
4 - 1:21.198	9 - 1:20.127	
5 - 1:39.303	10 - 1:19.080	
40	Phil RUDGE	Mini Miglia
1 - 8:46.068	6 - 1:11.269	11 - 1:23.469
2 - 1:18.336	7 - 1:11.030	12 - 1:18.550
3 - 1:12.074	8 - 1:21.424	
4 - 1:11.431	9 - 1:11.357	
5 - 1:11.067	10 - 1:20.439	
46	Nick SWIFT	Rover Mini
1 - 8:29.143	6 - 3:02.605	
2 - 1:13.251	7 - 1:10.186	
3 - 1:11.178	8 - 1:09.805	
4 - 1:09.617	9 - 1:32.117P	
5 - 1:30.877P		
49	Martin WAGER	Mini Miglia
1 - 8:17.696		
2 - 1:14.120		
3 - 1:11.309		
4 - 1:11.494		
5 - 1:37.798P		
69	Tony LE MAY	Mini Miglia
1 - 8:22.397	6 - 1:10.867	
2 - 1:15.030	7 - 1:10.579	
3 - 1:09.928	8 - 1:10.833	
4 - 1:09.654	9 - 1:41.077P	
5 - 1:10.203		

Dunlop Mini Miglia Challenge


QUALIFYING - LAP ANALYSIS

(contd.)

75	Paul BROWN	Mini Miglia
1 - 9:06.158	6 - 1:12.014	11 - 1:15.560
2 - 1:15.908	7 - 1:17.579	12 - 1:11.839
3 - 1:12.818	8 - 1:12.548	
4 - 1:13.691	9 - 1:11.499	
5 - 1:12.237	10 - 1:12.896	
83	Colin PEACOCK	Mini Miglia
1 - 8:18.589	6 - 1:09.955	11 - 1:23.209P
2 - 1:13.346	7 - 1:09.871	12 - 1:44.137
3 - 1:10.469	8 - 1:10.275	13 - 1:10.183
4 - 1:10.367	9 - 1:09.858	
5 - 1:10.509	10 - 1:10.173	

Dunlop Mini Miglia Challenge

GRID FOR RACE 8

ROW 15	1:13.495 27 BENNETT	1:19.080 35 FEATHERSTONE
ROW 14	1:12.121 13 HARVEY	1:13.454 29 MANDERSCHIED
ROW 13	1:11.309 49 WAGER	1:11.499 75 BROWN
ROW 12	1:11.030 40 RUDGE	1:11.076 34 JONES
ROW 11	1:10.857 15 POCOCK	1:11.020 24 STAPLETON
ROW 10	1:10.711 14 JACKSON	1:10.714 11 LLOYD
ROW 9	1:10.539 28 FLUX	1:10.688 17 ANNING
ROW 8	1:10.288 8 MUNNS	1:10.527 6 KIMBERLEY
ROW 7	1:10.271 9 HUMPHREYS	1:10.274 22 SIMS
ROW 6	1:10.035 26 CHANDLER	1:10.229 32 SANDERS
ROW 5	1:09.858 83 PEACOCK	1:10.030 23 HACK
ROW 4	1:09.757 3 SOLLIS	1:09.847 18 SIMMONDS
ROW 3	1:09.617 46 SWIFT	1:09.654 69 LE MAY
ROW 2	1:09.115 1 BALDWIN	1:09.351 0 SIMS
ROW 1	1:08.631 2 ROGERS	1:09.082 7 RICHARD GUNN
POLE		
		

Weather / Track : Sunny / Dry
 These results are provisional until the conclusion of any judicial and technical matters.

Silverstone
 Circuit Length = 1.6390 miles.
 Start: 11:39 End: 11:55


Clerk of Course:	Stewards:	Timekeeper:
------------------	-----------	-------------

Dunlop Mini Miglia Challenge

GRID FOR RACE 8 - AMENDED

ROW 15	1:19.080 35 FEATHERSTONE	27 BENNETT
ROW 14	1:12.121 13 HARVEY	1:13.454 29 MANDERSCHIED
ROW 13	1:11.309 49 WAGER	1:11.499 75 BROWN
ROW 12	1:11.030 40 RUDGE	1:11.076 34 JONES
ROW 11	1:10.857 15 POCOCK	1:11.020 24 STAPLETON
ROW 10	1:10.711 14 JACKSON	1:10.714 11 LLOYD
ROW 9	1:10.539 28 FLUX	1:10.688 17 ANNING
ROW 8	1:10.288 8 MUNNS	1:10.527 6 KIMBERLEY
ROW 7	1:10.271 9 HUMPHREYS	1:10.274 22 SIMS
ROW 6	1:10.035 26 CHANDLER	1:10.229 32 SANDERS
ROW 5	1:09.858 83 PEACOCK	1:10.030 23 HACK
ROW 4	1:09.757 3 SOLLIS	1:09.847 18 SIMMONDS
ROW 3	1:09.617 46 SWIFT	1:09.654 69 LE MAY
ROW 2	1:09.115 1 BALDWIN	1:09.351 0 SIMS
ROW 1	1:08.631 2 ROGERS	1:09.082 7 RICHARD GUNN

POLE




Weather / Track : Sunny / Dry
 These results are provisional until the conclusion of any judicial and technical matters.

Silverstone
 Circuit Length = 1.6390 miles.
 Start: 11:39 End: 11:55

Clerk of Course:	Stewards:	Timekeeper:
------------------	-----------	-------------

Dunlop Mini Miglia Challenge

GRID FOR RACE 13

ROW 15	24 WAGER	27 BENNETT
ROW 14	35 FEATHERSTONE	28 LEE
ROW 13	13 HARVEY	29 MANDERSCHIED
ROW 12	49 WAGER	75 BROWN
ROW 11	40 RUDGE	34 JONES
ROW 10	15 POCOCK	32 SANDERS
ROW 9	14 JACKSON	11 LLOYD
ROW 8	17 ANNING	18 SIMMONDS
ROW 7	8 MUNNS	6 KIMBERLEY
ROW 6	26 CHANDLER	9 HUMPHREYS
ROW 5	3 SOLLIS	22 SIMS
ROW 4	69 LE MAY	23 HACK
ROW 3	46 SWIFT	83 PEACOCK
ROW 2	0 SIMS	7 RICHARD GUNN
ROW 1	2 ROGERS	1 BALDWIN
	POLE	
		

Grid determined by 2nd best time in qualifying; Cars 28, 24, 27 to back of grid

Weather / Track : Sunny / Dry

These results are provisional until the conclusion of any judicial and technical matters.

Silverstone

Circuit Length = 1.6390 miles.

Start: 11:39 End: 11:55

Clerk of Course:

Stewards:

Timekeeper:

Dunlop Mini Miglia Challenge

RACE CLASSIFICATION - RACE 8

POS	NO	CL	NAME	NAT	ENTRY	TIME	LAPS	GAP	MPH	BEST
1	1		Peter BALDWIN		Mini Miglia	15:17.773	13		83.77	1:09.310
2	46		Nick SWIFT		Rover Mini	15:18.058	13	0.285	83.74	1:09.310
3	2		Kelly ROGERS		Vickers Mini Miglia	15:18.421	13	0.648	83.71	1:09.196
4	23		Andrew HACK		Mini Miglia	15:18.951	13	1.178	83.66	1:09.393
5	3		Bill SOLLIS		Mini Miglia	15:19.006	13	1.233	83.65	1:09.211
6	26		Mark CHANDLER		Mini Miglia	15:19.177	13	1.404	83.64	1:09.263
7	0		Tim SIMS		Mini Miglia	15:23.315	13	5.542	83.26	1:09.641
8	83		Colin PEACOCK		Mini Miglia	15:23.582	13	5.809	83.24	1:09.661
9	22		Mark SIMS		Mini Miglia	15:29.550	13	11.777	82.70	1:09.941
10	6		Dave KIMBERLEY		Rover Mini	15:31.076	13	13.303	82.57	1:10.045
11	32		Ralph SANDERS		Mini Miglia	15:31.139	13	13.366	82.56	1:10.084
12	17		Phil ANNING		Mini Miglia	15:31.385	13	13.612	82.54	1:09.554
13	4		Ian FLUX		Mini Miglia	15:31.415	13	13.642	82.54	1:09.773
14	14		Michael JACKSON		Mini Miglia	15:32.167	13	14.394	82.47	1:10.259
15	49		Martin WAGER		Mini Miglia	15:32.184	13	14.411	82.47	1:09.766
16	40		Phil RUDGE		Mini Miglia	15:39.478	13	21.705	81.83	1:10.414
17	34		Lee JONES		Mini Miglia	15:40.429	13	22.656	81.75	1:10.400
18	75		Paul BROWN		Mini Miglia	15:40.633	13	22.860	81.73	1:10.782
19	15		Gordon POCOCK		Mini Miglia	15:40.763	13	22.990	81.72	1:10.455
20	69		Tony LE MAY		Mini Miglia	15:40.974	13	23.201	81.70	1:09.941
21	8		Sarah MUNNS		Mini Miglia	15:41.275	13	23.502	81.67	1:10.929
22	9		Robert HUMPHREYS		Mini Miglia	15:41.790	13	24.017	81.63	1:10.629
23	24		Malcolm STAPLETON		Mini Miglia	15:42.203	13	24.430	81.59	1:10.869
24	18		Paul SIMMONDS		Mini Miglia	15:49.364	13	31.591	80.98	1:10.706
25	27		Scott BENNETT		Wealden Mini Miglia	16:20.549	13	1:02.776	78.40	1:13.217
26	29		Denise MANDERSCHIED		Mini Miglia	16:21.218	13	1:03.445	78.35	1:13.886
27	13		Phil HARVEY		Mini Miglia	15:48.598	12	1 LAP	74.82	1:11.897
28	35		Ian FEATHERSTONE		Mini Miglia	16:24.950	12	1 LAP	72.06	1:18.469

NOT CLASSIFIED

7	Ian RICHARD GUNN	Mini Miglia	2:31.657	2	D.N.F.	78.97	1:11.161
---	------------------	-------------	----------	---	--------	-------	----------

FASTEST LAP

2	Kelly ROGERS	Vickers Mini Miglia	1:09.196	5	85.27mph	137.23kph
---	--------------	---------------------	----------	---	----------	-----------

Weather / Track : Sunny / Dry

These results are provisional until the conclusion of any judicial and technical matters.

Silverstone
Circuit Length = 1.6390 miles.
Start: 09:25 End: 09:42

Clerk of Course:	Stewards:	Timekeeper:

Dunlop Mini Miglia Challenge

LAP CHART - RACE 8

Lap 1			Lap 2			Lap 3			Lap 4			Lap 5		
No	Behind	Laptime	No	Behind	Laptime	No	Behind	Laptime	No	Behind	Laptime	No	Behind	Laptime
1		1:18.948	1		1:09.773	1		1:09.532	1		1:09.432	1		1:09.310
2	0.279	1:19.227	2	0.204	1:09.698	2	0.247	1:09.575	2	0.375	1:09.560	2	0.261	1:09.196
46	0.803	1:19.751	3	0.866	1:09.732	3	0.607	1:09.273	3	0.695	1:09.520	3	0.666	1:09.281
3	0.907	1:19.855	46	1.257	1:10.227	46	1.524	1:09.799	46	1.800	1:09.708	46	2.656	1:10.166
7	1.548	1:20.496	26	1.638	1:09.578	26	1.539	1:09.433	26	1.913	1:09.806	26	2.750	1:10.147
23	1.651	1:20.599	23	1.925	1:10.047	23	1.859	1:09.466	23	2.431	1:10.004	23	3.166	1:10.045
26	1.833	1:20.781	0	2.810	1:10.560	0	3.835	1:10.557	0	4.285	1:09.882	0	5.066	1:10.091
0	2.023	1:20.971	7	2.936	1:11.161	83	4.318	1:10.241	83	4.781	1:09.895	83	5.321	1:09.850
32	2.686	1:21.634	83	3.609	1:09.907	32	4.720	1:10.376	32	5.372	1:10.084	4	6.493	1:10.182
9	2.895	1:21.843	32	3.876	1:10.963	4	5.280	1:10.584	4	5.621	1:09.773	32	6.842	1:10.780
83	3.475	1:22.423	9	4.058	1:10.936	9	5.761	1:11.235	22	7.059	1:09.941	6	8.436	1:10.386
4	3.649	1:22.597	4	4.228	1:10.352	6	5.974	1:10.428	9	7.202	1:10.873	9	8.993	1:11.101
22	3.761	1:22.709	6	5.078	1:10.878	22	6.550	1:10.400	6	7.360	1:10.818	22	9.018	1:11.269
18	3.811	1:22.759	18	5.520	1:11.482	17	7.630	1:11.048	17	8.188	1:09.990	17	9.101	1:10.223
6	3.973	1:22.921	22	5.682	1:11.694	14	7.791	1:10.880	14	9.239	1:10.880	14	10.220	1:10.291
17	4.315	1:23.263	17	6.114	1:11.572	18	8.642	1:12.654	49	9.959	1:10.596	49	10.646	1:09.997
14	4.727	1:23.675	14	6.443	1:11.489	49	8.795	1:10.834	18	10.869	1:11.659	40	12.549	1:10.466
8	5.209	1:24.157	8	7.087	1:11.651	8	8.946	1:11.391	40	11.393	1:11.001	18	13.286	1:11.727
34	6.012	1:24.960	49	7.493	1:10.646	40	9.824	1:11.335	8	11.639	1:12.125	8	13.544	1:11.215
49	6.620	1:25.568	40	8.021	1:10.863	34	10.642	1:11.953	75	12.559	1:11.073	75	14.555	1:11.306
24	6.727	1:25.675	34	8.221	1:11.982	75	10.918	1:10.988	34	12.684	1:11.474	34	14.804	1:11.430
40	6.931	1:25.879	75	9.462	1:12.000	15	11.403	1:11.065	15	12.920	1:10.949	15	15.020	1:11.410
75	7.235	1:26.183	15	9.870	1:12.210	24	12.122	1:11.618	24	13.559	1:10.869	69	15.253	1:10.784
15	7.433	1:26.381	24	10.036	1:13.082	69	13.270	1:10.419	69	13.779	1:09.941	24	16.196	1:11.947
29	8.738	1:27.686	69	12.383	1:10.896	13	15.027	1:11.897	13	17.660	1:12.065	29	28.334	1:14.341
13	9.871	1:28.819	13	12.662	1:12.564	29	18.849	1:14.011	29	23.303	1:13.886	27	33.071	1:14.810
27	11.198	1:30.146	29	14.370	1:15.405	27	22.170	1:14.997	27	27.571	1:14.833	13	1:00.001	1:51.651
69	11.260	1:30.208	27	16.705	1:15.280	35	40.608	1:22.679	35	51.964	1:20.788	35	1:05.836	1:23.182
35	16.654	1:35.602	35	27.461	1:20.580									

Dunlop Mini Miglia Challenge

LAP CHART - RACE 8

(contd.)

Lap 6			Lap 7			Lap 8			Lap 9			Lap 10		
No	Behind	Laptime	No	Behind	Laptime	No	Behind	Laptime	No	Behind	Laptime	No	Behind	Laptime
1		1:09.335	2		1:09.486	3		1:10.461	3		1:09.935	3		1:10.628
2	0.338	1:09.412	1	0.038	1:09.862	2	0.090	1:10.835	2	0.120	1:09.965	2	0.060	1:10.568
3	0.542	1:09.211	3	0.284	1:09.566	1	0.140	1:10.847	1	0.286	1:10.081	1	0.292	1:10.634
46	3.261	1:09.940	46	3.454	1:10.017	13	1 LAP	1:15.230	46	2.377	1:09.643	46	1.059	1:09.310
26	3.486	1:10.071	26	3.597	1:09.935	46	2.669	1:09.960	26	2.541	1:09.610	26	1.176	1:09.263
23	4.252	1:10.421	23	4.119	1:09.691	26	2.866	1:10.014	23	2.787	1:09.642	23	1.552	1:09.393
0	6.361	1:10.630	0	6.178	1:09.641	23	3.080	1:09.706	83	5.436	1:09.661	0	5.223	1:10.167
83	6.568	1:10.582	83	6.544	1:09.800	0	5.373	1:09.940	0	5.684	1:10.246	83	5.377	1:10.569
32	7.914	1:10.407	4	8.917	1:10.757	83	5.710	1:09.911	13	1 LAP	1:15.460	32	10.332	1:11.029
4	7.984	1:10.826	32	9.296	1:11.206	4	8.830	1:10.658	4	9.910	1:11.015	22	10.452	1:10.197
6	9.789	1:10.688	35	1 LAP	1:23.532	32	9.320	1:10.769	32	9.931	1:10.546	4	10.614	1:11.332
9	10.287	1:10.629	17	10.543	1:09.993	22	10.722	1:10.121	17	10.547	1:09.554	17	10.987	1:11.068
17	10.374	1:10.608	6	10.850	1:10.885	17	10.928	1:11.130	22	10.883	1:10.096	6	11.350	1:10.694
22	10.661	1:10.978	22	11.346	1:10.509	6	11.174	1:11.069	6	11.284	1:10.045	49	12.198	1:10.226
49	11.077	1:09.766	49	11.854	1:10.601	49	11.571	1:10.462	49	12.600	1:10.964	14	12.364	1:10.259
14	11.398	1:10.513	14	12.061	1:10.487	14	12.284	1:10.968	14	12.733	1:10.384	13	1 LAP	1:16.272
40	14.170	1:10.956	9	12.194	1:11.731	9	13.156	1:11.707	9	16.454	1:13.233	40	17.246	1:11.415
18	15.231	1:11.280	40	14.760	1:10.414	40	15.306	1:11.291	40	16.459	1:11.088	9	18.274	1:12.448
8	15.364	1:11.155	18	16.510	1:11.103	18	16.471	1:10.706	18	17.812	1:11.276	18	18.497	1:11.313
75	16.267	1:11.047	8	16.623	1:11.083	15	16.977	1:10.735	15	18.097	1:11.055	15	18.745	1:11.276
15	16.356	1:10.671	15	16.987	1:10.455	75	17.295	1:10.782	75	18.268	1:10.908	75	19.443	1:11.803
69	17.111	1:11.193	75	17.258	1:10.815	8	17.559	1:11.681	8	18.625	1:11.001	34	19.443	1:11.176
34	17.131	1:11.662	34	18.456	1:11.149	34	18.430	1:10.719	34	18.895	1:10.400	8	19.545	1:11.548
24	17.832	1:10.971	69	18.661	1:11.374	69	18.688	1:10.772	69	19.289	1:10.536	69	19.966	1:11.305
29	33.636	1:14.637	24	19.154	1:11.146	24	19.405	1:10.996	24	20.340	1:10.870	24	20.718	1:11.006
27	38.262	1:14.526	29	38.508	1:14.696	35	1 LAP	1:22.685	35	1 LAP	1:19.489	35	1 LAP	1:19.286
13	1:07.245	1:16.579	27	42.423	1:13.985	29	42.336	1:14.573	29	46.941	1:14.540	29	50.702	1:14.389
						27	45.608	1:13.930	27	49.062	1:13.389	27	51.651	1:13.217

Dunlop Mini Miglia Challenge

LAP CHART - RACE 8

(contd.)

Lap 11			Lap 12			Lap 13			Lap 14			Lap 15		
No	Behind	Laptime	No	Behind	Laptime	No	Behind	Laptime	No	Behind	Laptime	No	Behind	Laptime
2		1:10.467	1		1:09.827	1		1:09.681						
1	0.276	1:10.511	2	0.146	1:10.249	46	0.285	1:09.517						
46	0.648	1:10.116	46	0.449	1:09.904	2	0.648	1:10.183						
3	0.759	1:11.286	3	0.739	1:10.083	23	1.178	1:09.861						
23	0.948	1:09.923	23	0.998	1:10.153	3	1.233	1:10.175						
26	1.412	1:10.763	26	1.213	1:09.904	26	1.404	1:09.872						
0	5.316	1:10.620	0	5.226	1:10.013	0	5.542	1:09.997						
83	5.476	1:10.626	83	5.540	1:10.167	83	5.809	1:09.950						
22	10.580	1:10.655	22	10.833	1:10.356	22	11.777	1:10.625						
4	10.839	1:10.752	4	11.628	1:10.892	6	13.303	1:11.156						
17	11.234	1:10.774	6	11.828	1:10.584	32	13.366	1:11.130						
32	11.234	1:11.429	32	11.917	1:10.786	17	13.612	1:11.118						
6	11.347	1:10.524	49	12.039	1:10.396	4	13.642	1:11.695						
49	11.746	1:10.075	17	12.175	1:11.044	14	14.394	1:11.314						
14	12.409	1:10.572	14	12.761	1:10.455	49	14.411	1:12.053						
13	1 LAP	1:14.267	40	20.306	1:12.582	40	21.705	1:11.080						
40	17.827	1:11.108	75	20.786	1:10.878	34	22.656	1:11.462						
15	19.804	1:11.586	34	20.875	1:11.079	75	22.860	1:11.755						
34	19.899	1:10.983	15	21.253	1:11.552	15	22.990	1:11.418						
75	20.011	1:11.095	69	21.515	1:10.533	69	23.201	1:11.367						
9	20.689	1:12.942	9	22.058	1:11.472	8	23.502	1:10.929						
8	21.052	1:12.034	8	22.254	1:11.305	9	24.017	1:11.640						
69	21.085	1:11.646	24	22.615	1:11.180	24	24.430	1:11.496						
24	21.538	1:11.347	13	1 LAP	1:17.986	13	1 LAP	1:15.808						
18	26.368	1:18.398	18	29.136	1:12.871	18	31.591	1:12.136						
35	1 LAP	1:18.469	35	1 LAP	1:19.112	27	1:02.776	1:13.780						
29	54.491	1:14.316	29	58.302	1:13.914	29	1:03.445	1:14.824						
27	55.249	1:14.125	27	58.677	1:13.531	35	1 LAP	1:19.546						

Dunlop Mini Miglia Challenge

RACE CLASSIFICATION - RACE 13

POS	NO	CL	NAME	NAT	ENTRY	TIME	LAPS	GAP	MPH	BEST
1	1		Peter BALDWIN		Mini Miglia	12:50.493	11		84.46	1:08.994
2	2		Kelly ROGERS		Vickers Mini Miglia	12:51.669	11	1.176	84.33	1:09.108
3	26		Mark CHANDLER		Mini Miglia	13:01.755	11	11.262	83.25	1:09.804
4	0		Tim SIMS		Mini Miglia	13:02.155	11	11.662	83.20	1:09.521
5	83		Colin PEACOCK		Mini Miglia	13:02.322	11	11.829	83.18	1:09.539
6	22		Mark SIMS		Mini Miglia	13:02.463	11	11.970	83.17	1:09.683
7	69		Tony LE MAY		Mini Miglia	13:02.977	11	12.484	83.12	1:09.750
8	23		Andrew HACK		Mini Miglia	13:09.545	11	19.052	82.42	1:09.854
9	75		Paul BROWN		Mini Miglia	13:15.471	11	24.978	81.81	1:10.627
10	17		Phil ANNING		Mini Miglia	13:15.686	11	25.193	81.79	1:10.377
11	18		Paul SIMMONDS		Mini Miglia	13:25.620	11	35.127	80.78	1:11.457
12	24		Richard WAGER		Mini Miglia	13:25.731	11	35.238	80.77	1:11.671
13	34		Lee JONES		Mini Miglia	13:29.885	11	39.392	80.35	1:11.313
14	28		Philip LEE		Mini Miglia	13:35.400	11	44.907	79.81	1:11.873
15	13		Phil HARVEY		Mini Miglia	13:43.890	11	53.397	78.99	1:12.334
16	27		Scott BENNETT		Wealden Mini Miglia	13:44.145	11	53.652	78.96	1:12.507
17	40		Phil RUDGE		Mini Miglia	13:57.186	11	1:06.693	77.73	1:11.236
18	29		Denise MANDERSCHIED		Mini Miglia	14:07.996	11	1:17.503	76.74	1:14.385
NOT CLASSIFIED										
32			Ralph SANDERS		Mini Miglia	9:08.233	7	D.N.F.	75.66	1:11.519
46			Nick SWIFT		Rover Mini	4:01.819	2	D.N.F.	49.53	2:15.856
49			Martin WAGER		Mini Miglia		0	D.N.F.	N/A	
15			Gordon POCOCK		Mini Miglia		0	D.N.F.	N/A	
3			Bill SOLLIS		Mini Miglia		0	D.N.F.	N/A	
FASTEST LAP										
1			Peter BALDWIN		Mini Miglia	1:08.994	6	85.52mph		137.63kph

Cars 23 and 40 - 10 second penalties applied

Weather / Track : Sunny / Dry

These results are provisional until the conclusion of any judicial and technical matters.

Silverstone

Circuit Length = 1.6390 miles.

Start: 13:41 End: 13:55

Clerk of Course:	Stewards:	Timekeeper:

Dunlop Mini Miglia Challenge

LAP CHART - RACE 13

Lap 1			Lap 2			Lap 3			Lap 4			Lap 5		
No	Behind	Laptime	No	Behind	Laptime	No	Behind	Laptime	No	Behind	Laptime	No	Behind	Laptime
1		1:17.459	1		1:09.450	1		1:09.760	1		1:09.276	1		1:09.249
2	0.399	1:17.858	2	0.318	1:09.369	2	0.425	1:09.867	2	0.488	1:09.339	2	0.347	1:09.108
0	1.096	1:18.555	23	1.783	1:10.020	23	1.877	1:09.854	23	2.531	1:09.930	23	3.300	1:10.018
23	1.213	1:18.672	0	2.378	1:10.732	0	2.925	1:10.307	26	4.300	1:09.804	26	5.589	1:10.538
83	2.120	1:19.579	83	3.321	1:10.651	26	3.772	1:09.857	0	4.396	1:10.747	0	5.719	1:10.572
69	2.215	1:19.674	26	3.675	1:10.777	83	4.195	1:10.634	22	4.922	1:09.704	83	6.265	1:10.495
26	2.348	1:19.807	22	3.904	1:10.157	22	4.494	1:10.350	83	5.019	1:10.100	22	6.802	1:11.129
22	3.197	1:20.656	69	4.460	1:11.695	69	4.913	1:10.213	69	5.553	1:09.916	69	7.065	1:10.761
17	4.872	1:22.331	75	7.048	1:11.191	75	8.389	1:11.101	75	9.995	1:10.882	75	12.259	1:11.513
32	4.989	1:22.448	17	7.635	1:12.213	17	9.028	1:11.153	17	10.463	1:10.711	17	12.299	1:11.085
75	5.307	1:22.766	32	8.027	1:12.488	18	9.851	1:11.457	18	12.621	1:12.046	18	15.629	1:12.257
18	5.414	1:22.873	18	8.154	1:12.190	32	11.603	1:13.336	32	13.870	1:11.543	32	16.140	1:11.519
34	5.677	1:23.136	34	8.473	1:12.246	24	11.733	1:12.836	24	14.128	1:11.671	24	16.573	1:11.694
40	6.054	1:23.513	24	8.657	1:11.741	40	12.517	1:13.183	40	14.477	1:11.236	28	24.527	1:13.137
24	6.366	1:23.825	40	9.094	1:12.490	28	16.964	1:14.234	28	20.639	1:12.951	34	25.415	1:11.825
13	9.053	1:26.512	13	12.396	1:12.793	27	20.242	1:15.055	34	22.839	1:11.793	27	29.259	1:14.006
28	9.363	1:26.822	28	12.490	1:12.577	34	20.322	1:21.609	27	24.502	1:13.536	13	30.812	1:12.819
27	10.462	1:27.921	27	14.947	1:13.935	46	1 LAP	1:45.963P	13	27.242	1:12.334	29	38.088	1:16.807
29	11.604	1:29.063	29	17.566	1:15.412	13	24.184	1:21.548	29	30.530	1:14.902	40	40.237	1:35.009
46	58.397	2:15.856				29	24.904	1:17.098						

Cars 23 and 40 - 10 second penalties applied
Weather / Track : Sunny / Dry

Silverstone
Circuit Length = 1.6390 miles.
Start: 13:41 End: 13:55

Dunlop Mini Miglia Challenge

LAP CHART - RACE 13

(contd.)

Lap 6			Lap 7			Lap 8			Lap 9			Lap 10		
No	Behind	Laptime	No	Behind	Laptime	No	Behind	Laptime	No	Behind	Laptime	No	Behind	Laptime
1		1:08.994	1		1:09.039	1		1:09.066	1		1:09.257	1		1:09.232
2	0.694	1:09.341	2	0.846	1:09.191	2	0.984	1:09.204	2	1.188	1:09.461	2	1.429	1:09.473
23	4.433	1:10.127	23	5.568	1:10.174	23	6.494	1:09.992	23	7.351	1:10.114	23	8.245	1:10.126
26	6.668	1:10.073	26	7.561	1:09.932	26	8.646	1:10.151	26	9.740	1:10.351	26	10.432	1:09.924
0	6.889	1:10.164	0	7.878	1:10.028	83	9.076	1:10.004	0	10.236	1:10.396	0	10.525	1:09.521
83	7.324	1:10.053	83	8.138	1:09.853	0	9.097	1:10.285	83	10.548	1:10.729	83	10.855	1:09.539
22	7.582	1:09.774	22	8.640	1:10.097	22	9.257	1:09.683	22	10.706	1:10.706	22	11.417	1:09.943
69	8.413	1:10.342	69	9.124	1:09.750	69	9.854	1:09.796	69	10.944	1:10.347	69	11.866	1:10.154
75	14.890	1:11.625	75	17.102	1:11.251	75	18.663	1:10.627	17	21.158	1:11.512	75	23.150	1:11.140
17	15.061	1:11.756	17	17.592	1:11.570	17	18.903	1:10.377	75	21.242	1:11.836	17	23.412	1:11.486
32	19.625	1:12.479	24	22.633	1:12.032	24	25.655	1:12.088	24	29.105	1:12.707	24	32.504	1:12.631
24	19.640	1:12.061	18	23.993	1:12.525	18	26.907	1:11.980	18	29.627	1:11.977	18	32.593	1:12.198
18	20.507	1:13.872	34	30.960	1:11.865	34	33.272	1:11.378	34	35.600	1:11.585	34	37.790	1:11.422
34	28.134	1:11.713	28	31.682	1:12.334	28	34.489	1:11.873	28	37.884	1:12.652	28	41.447	1:12.795
28	28.387	1:12.854	13	37.519	1:12.352	13	41.103	1:12.650	27	45.534	1:13.022	13	50.166	1:13.677
27	33.670	1:13.405	27	38.328	1:13.697	27	41.769	1:12.507	13	45.721	1:13.875	27	50.649	1:14.347
13	34.206	1:12.388	40	46.420	1:12.039	40	49.275	1:11.921	40	52.284	1:12.266	40	54.855	1:11.803
40	43.420	1:12.177	29	49.707	1:14.385	29	55.543	1:14.902	29	1:01.697	1:15.411	29	1:07.950	1:15.485
29	44.361	1:15.267	32	55.006	1:44.420P									

Cars 23 and 40 - 10 second penalties applied
Weather / Track : Sunny / Dry

Silverstone
Circuit Length = 1.6390 miles.
Start: 13:41 End: 13:55

Dunlop Mini Miglia Challenge

LAP CHART - RACE 13

(contd.)

Lap 11			Lap 12			Lap 13			Lap 14			Lap 15		
No	Behind	Laptime	No	Behind	Laptime	No	Behind	Laptime	No	Behind	Laptime	No	Behind	Laptime
1		1:09.711												
2	1.176	1:09.458												
23	9.052	1:10.518												
26	11.262	1:10.541												
0	11.662	1:10.848												
83	11.829	1:10.685												
22	11.970	1:10.264												
69	12.484	1:10.329												
75	24.978	1:11.539												
17	25.193	1:11.492												
18	35.127	1:12.245												
24	35.238	1:12.445												
34	39.392	1:11.313												
28	44.907	1:13.171												
13	53.397	1:12.942												
27	53.652	1:12.714												
40	56.693	1:11.549												
29	1:17.503	1:19.264												

Cars 23 and 40 - 10 second penalties applied
Weather / Track : Sunny / Dry

Super Mighty Mini Championship

QUALIFYING

POS	NO	CL	NAME	NAT	ENTRY	TIME	LAPS	GAP	MPH
1	1	02	Gary PATTERSON		Rover Mini Cooper	1:17.198	11		76.43
2	68	02	Ben SEYFRIED		Mini 1.3i	1:17.254	12	0.056	76.37
3	12	02	James YOUNG		Mini Cooper	1:17.591	12	0.393	76.04
4	41	02	Alex COMIS		Mini Cooper	1:18.177	12	0.979	75.47
5	69	02	Tony LE MAY		Rover Cooper I	1:18.715	9	1.517	74.95
6	14	02	Phil HETHERINGTON		Rover Mini Cooper	1:18.736	12	1.538	74.93
7	42	02	David YOUNG		Mini Cooper	1:18.814	12	1.616	74.86
8	31	02	Steve DAWSON		Rover Mini Cooper	1:18.848	12	1.650	74.83
9	25	02	Andy CROFT		Mini Cooper	1:19.122	12	1.924	74.57
10	61	02	Maria BROWN		Rover Mini Cooper	1:19.787	11	2.589	73.95
11	34	02	Neven KIRKPATRICK		Rover Mini Cooper	1:20.023	8	2.825	73.73
12	30	02	Craig ROGERS		Mini Cooper	4:06.099	1	2:48.901	23.97

Silverstone
 Circuit Length = 1.6390 miles.
 Start: 12:01 End: 12:16

These results are provisional until the conclusion of any judicial and technical matters.

Clerk of Course:	Stewards:	Timekeeper:
------------------	-----------	-------------

Super Mighty Mini Championship

LAP ANALYSIS

1	Gary PATTERSON	Rover Mini Cooper
1 - 4:12.465	6 - 1:17.282	11 - 1:17.678
2 - 1:58.307	7 - 1:32.333	
3 - 1:21.051	8 - 1:20.880	
4 - 1:18.530	9 - 1:20.788	
5 - 1:17.687	10 - 1:17.198	
12	James YOUNG	Mini Cooper
1 - 3:59.540	6 - 1:20.128	11 - 1:18.140
2 - 1:21.628	7 - 1:19.957	12 - 1:17.591
3 - 1:19.580	8 - 1:18.036	
4 - 1:18.933	9 - 1:23.568	
5 - 1:19.591	10 - 1:18.122	
13	TBD	
1 - 3:59.467		
2 - 1:39.104		
3 - 1:38.376		
4 - 1:37.345		
5 - 2:13.521P		
14	Phil HETHERINGTON	Rover Mini Cooper
1 - 4:10.039	6 - 1:19.025	11 - 1:19.323
2 - 1:24.868	7 - 1:18.736	12 - 1:19.568
3 - 1:21.118	8 - 1:19.107	
4 - 1:19.462	9 - 1:20.534	
5 - 1:18.865	10 - 1:18.769	
25	Andy CROFT	Mini Cooper
1 - 4:08.677	6 - 1:19.322	11 - 1:19.122
2 - 1:21.217	7 - 1:19.675	12 - 1:20.049
3 - 1:23.648	8 - 1:20.034	
4 - 1:19.736	9 - 1:19.600	
5 - 1:19.269	10 - 1:19.484	
30	Craig ROGERS	Mini Cooper
1 - 4:06.099		
31	Steve DAWSON	Rover Mini Cooper
1 - 4:06.920	6 - 1:19.167	11 - 1:18.894
2 - 1:27.073	7 - 1:19.491	12 - 1:18.848
3 - 1:23.859	8 - 1:19.313	
4 - 1:20.086	9 - 1:19.100	
5 - 1:19.750	10 - 1:18.894	

Silverstone
 Circuit Length = 1.6390 miles.
 Start: 12:01 End: 12:16

Super Mighty Mini Championship LAP ANALYSIS

(contd.)

34	Neven KIRKPATRICK	Rover Mini Cooper
1 - 4:13.434	6 - 1:20.023	
2 - 1:57.801	7 - 1:23.315	
3 - 1:21.106	8 - 1:21.244	
4 - 1:20.323		
5 - 1:21.181		
41	Alex COMIS	Mini Cooper
1 - 4:08.447	6 - 1:18.633	11 - 1:18.411
2 - 1:37.614	7 - 1:19.174	12 - 1:18.761
3 - 1:23.458	8 - 1:18.374	
4 - 1:22.473	9 - 1:18.177	
5 - 1:36.363	10 - 1:18.571	
42	David YOUNG	Mini Cooper
1 - 3:58.694	6 - 1:18.814	11 - 1:20.100
2 - 1:21.453	7 - 1:18.870	12 - 1:19.242
3 - 1:20.343	8 - 1:18.815	
4 - 1:19.583	9 - 1:18.853	
5 - 1:18.830	10 - 1:19.389	
61	Maria BROWN	Rover Mini Cooper
1 - 4:11.661	6 - 1:20.106	11 - 1:19.787
2 - 1:38.278	7 - 1:20.685	
3 - 1:29.581	8 - 1:21.741	
4 - 1:29.322	9 - 1:20.626	
5 - 1:24.312	10 - 1:21.970	
68	Ben SEYFRIED	Mini 1.3i
1 - 4:18.445	6 - 1:17.254	11 - 1:17.883
2 - 1:56.516	7 - 1:18.129	12 - 1:18.080
3 - 1:18.986	8 - 1:18.368	
4 - 1:18.066	9 - 1:17.709	
5 - 1:18.221	10 - 1:17.942	
69	Tony LE MAY	Rover Cooper I
1 - 7:51.684	6 - 1:19.509	
2 - 1:20.569	7 - 1:19.138	
3 - 1:26.745	8 - 1:19.686	
4 - 1:18.715	9 - 1:18.832	
5 - 1:19.327		


Silverstone
Circuit Length = 1.6390 miles.
Start: 12:01 End: 12:16

Printed - 12:24 Saturday, 07 August 2004

Super Mighty Mini Championship

GRID FOR RACE 7

ROW 6	34	1:20.023 KIRKPATRICK	30	4:06.099 ROGERS
ROW 5	25	1:19.122 CROFT	61	1:19.787 BROWN
ROW 4	42	1:18.814 YOUNG	31	1:18.848 DAWSON
ROW 3	69	1:18.715 LE MAY	14	1:18.736 HETHERINGTON
ROW 2	12	1:17.591 YOUNG	41	1:18.177 COMIS
ROW 1	1	1:17.198 PATTERSON	68	1:17.254 SEYFRIED
POLE				



Silverstone
 Circuit Length = 1.6390 miles.
 Start: 12:01 End: 12:16

These results are provisional until the conclusion of any judicial and technical matters.

Clerk of Course:	Stewards:	Timekeeper:
------------------	-----------	-------------

Super Mighty Mini Championship

RACE CLASSIFICATION - RACE 7

POS	NO	CL	NAME	NAT	ENTRY	TIME	LAPS	GAP	MPH	BEST
1	1	02	Gary PATTERSON		Rover Mini Cooper	15:48.520	12		74.83	1:17.431
2	68	02	Ben SEYFRIED		Mini 1.3i	15:48.669	12	0.149	74.82	1:17.531
3	12	02	James YOUNG		Mini Cooper	15:49.153	12	0.633	74.78	1:17.269
4	42	02	David YOUNG		Mini Cooper	15:49.877	12	1.357	74.72	1:17.656
5	41	02	Alex COMIS		Mini Cooper	15:50.181	12	1.661	74.70	1:17.452
6	31	02	Steve DAWSON		Rover Mini Cooper	15:56.483	12	7.963	74.21	1:17.769
7	69	02	Tony LE MAY		Rover Cooper I	16:05.918	12	17.398	73.48	1:19.004
8	30	02	Craig ROGERS		Mini Cooper	16:09.836	12	21.316	73.18	1:18.838
9	61	02	Maria BROWN		Rover Mini Cooper	16:10.694	12	22.174	73.12	1:19.151
NOT CLASSIFIED										
	25	02	Andy CROFT		Mini Cooper	14:36.826	11	D.N.F.	74.22	1:18.037
	14	02	Phil HETHERINGTON		Rover Mini Cooper		0	D.N.F.	N/A	
FASTEST LAP										
	12	02	James YOUNG		Mini Cooper	1:17.269	8	76.36mph		122.89kph

Weather / Track : Sunny / Dry

These results are provisional until the conclusion of any judicial and technical matters.

Silverstone
Circuit Length = 1.6390 miles.
Start: 09:00 End: 09:16

Clerk of Course:	Stewards:	Timekeeper:
------------------	-----------	-------------

Super Mighty Mini Championship

LAP CHART - RACE 7

Lap 1			Lap 2			Lap 3			Lap 4			Lap 5		
No	Behind	Laptime	No	Behind	Laptime	No	Behind	Laptime	No	Behind	Laptime	No	Behind	Laptime
1		1:28.082	68		1:18.229	68		1:18.503	41		1:18.583	1		1:18.175
68	0.283	1:28.365	41	0.241	1:18.118	41	0.172	1:18.434	68	0.197	1:18.952	68	0.084	1:18.474
41	0.635	1:28.717	1	0.322	1:18.834	1	0.343	1:18.524	1	0.412	1:18.824	41	0.613	1:19.200
12	1.142	1:29.224	12	0.539	1:17.909	12	0.624	1:18.588	12	0.683	1:18.814	12	0.768	1:18.672
31	1.796	1:29.878	31	1.306	1:18.022	31	1.220	1:18.417	42	1.305	1:18.436	42	1.453	1:18.735
42	1.937	1:30.019	42	1.798	1:18.373	42	1.624	1:18.329	31	2.024	1:19.559	31	2.442	1:19.005
69	2.787	1:30.869	25	2.463	1:18.037	25	2.793	1:18.833	25	2.434	1:18.396	25	2.680	1:18.833
25	2.938	1:31.020	69	3.279	1:19.004	69	4.082	1:19.306	69	4.689	1:19.362	69	5.202	1:19.100
61	4.472	1:32.554	61	6.251	1:20.291	61	8.064	1:20.316	61	9.326	1:20.017	61	10.233	1:19.494
30	5.680	1:33.762	30	7.957	1:20.789	30	9.667	1:20.213	30	10.951	1:20.039	30	11.505	1:19.141

Super Mighty Mini Championship

LAP CHART - RACE 7

(contd.)

Lap 6			Lap 7			Lap 8			Lap 9			Lap 10		
No	Behind	Laptime	No	Behind	Laptime	No	Behind	Laptime	No	Behind	Laptime	No	Behind	Laptime
68		1:18.103	68		1:17.694	1		1:17.431	68		1:17.531	68		1:18.535
1	0.081	1:18.268	1	0.087	1:17.700	68	0.407	1:17.925	1	0.045	1:17.983	1	0.050	1:18.540
12	1.034	1:18.453	12	0.956	1:17.616	12	0.707	1:17.269	12	0.399	1:17.630	12	0.388	1:18.524
41	1.291	1:18.865	41	1.049	1:17.452	41	1.440	1:17.909	41	1.244	1:17.742	42	0.956	1:17.704
42	1.807	1:18.541	42	1.822	1:17.709	42	1.960	1:17.656	42	1.787	1:17.765	41	1.281	1:18.572
31	2.248	1:17.993	31	2.417	1:17.863	31	2.668	1:17.769	31	4.355	1:19.625	31	4.988	1:19.168
25	2.631	1:18.138	25	3.205	1:18.268	25	4.151	1:18.464	25	5.432	1:19.219	25	5.796	1:18.899
69	6.255	1:19.240	69	8.056	1:19.495	69	10.426	1:19.888	69	12.178	1:19.690	69	13.413	1:19.770
61	12.037	1:19.991	30	13.880	1:19.418	30	15.980	1:19.618	30	17.760	1:19.718	30	18.470	1:19.245
30	12.156	1:18.838	61	14.273	1:19.930	61	16.635	1:19.880	61	18.420	1:19.723	61	19.625	1:19.740

Super Mighty Mini Championship


LAP CHART - RACE 7

(contd.)

Lap 11			Lap 12			Lap 13			Lap 14			Lap 15		
No	Behind	Laptime	No	Behind	Laptime	No	Behind	Laptime	No	Behind	Laptime	No	Behind	Laptime
68		1:18.531	1		1:17.554									
1	0.124	1:18.605	68	0.149	1:17.827									
12	0.488	1:18.631	12	0.633	1:17.823									
42	1.078	1:18.653	42	1.357	1:17.957									
41	1.556	1:18.806	41	1.661	1:17.783									
31	5.447	1:18.990	31	7.963	1:20.194									
25	5.984	1:18.719	69	17.398	1:20.209									
69	14.867	1:19.985	30	21.316	1:19.383									
30	19.611	1:19.672	61	22.174	1:19.607									
61	20.245	1:19.151												

Super Mighty Mini Championship

GRID FOR RACE 15

ROW 6	14 HETHERINGTON	
ROW 5	61 BROWN	25 CROFT
ROW 4	69 LE MAY	30 ROGERS
ROW 3	41 COMIS	31 DAWSON
ROW 2	12 YOUNG	42 YOUNG
ROW 1	1 PATTERSON	68 SEYFRIED
	POLE	
		

Weather / Track : Sunny / Dry

These results are provisional until the conclusion of any judicial and technical matters.

Silverstone
Circuit Length = 1.6390 miles.
Start: 09:00 End: 09:16

Clerk of Course:	Stewards:	Timekeeper:
------------------	-----------	-------------

Super Mighty Mini Championship

RACE CLASSIFICATION - RACE 15

POS	NO	CL	NAME	NAT	ENTRY	TIME	LAPS	GAP	MPH	BEST
1	1	02	Gary PATTERSON		Rover Mini Cooper	15:50.622	12		74.66	1:17.906
2	68	02	Ben SEYFRIED		Mini 1.3i	15:51.521	12	0.899	74.59	1:17.571
3	31	02	Steve DAWSON		Rover Mini Cooper	15:53.298	12	2.676	74.45	1:17.872
4	42	02	David YOUNG		Mini Cooper	15:53.533	12	2.911	74.44	1:17.958
5	25	02	Andy CROFT		Mini Cooper	15:53.961	12	3.339	74.40	1:17.950
6	30	02	Craig ROGERS		Mini Cooper	15:54.105	12	3.483	74.39	1:17.926
7	61	02	Maria BROWN		Rover Mini Cooper	16:09.230	12	18.608	73.23	1:19.115
8	69	02	Tony LE MAY		Rover Cooper I	16:09.614	12	18.992	73.20	1:19.093
9	41	02	Alex COMIS		Mini Cooper	16:39.160	12	48.538	71.04	1:17.873
NOT CLASSIFIED										
12	02		James YOUNG		Mini Cooper	14:33.214	11	D.N.F.	74.53	1:17.616
FASTEST LAP										
68	02		Ben SEYFRIED		Mini 1.3i	1:17.571	6	76.06mph	122.41kph	

Weather / Track : Sunny / Dry

These results are provisional until the conclusion of any judicial and technical matters.

Silverstone
Circuit Length = 1.6390 miles.
Start: 15:02 End: 15:18

Clerk of Course:	Stewards:	Timekeeper:
------------------	-----------	-------------

Super Mighty Mini Championship

LAP CHART - RACE 15

Lap 1			Lap 2			Lap 3			Lap 4			Lap 5		
No	Behind	Laptime	No	Behind	Laptime	No	Behind	Laptime	No	Behind	Laptime	No	Behind	Laptime
68		1:29.139	1		1:18.617	1		1:17.962	1		1:17.906	1		1:17.912
1	0.026	1:29.165	68	0.251	1:18.894	42	0.659	1:18.080	68	0.871	1:18.055	68	1.063	1:18.104
42	0.286	1:29.425	42	0.541	1:18.898	68	0.722	1:18.433	25	1.053	1:17.965	42	1.653	1:18.394
25	0.550	1:29.689	25	0.901	1:18.994	25	0.994	1:18.055	42	1.171	1:18.418	25	1.736	1:18.595
12	0.929	1:30.068	12	1.369	1:19.083	12	1.231	1:17.824	41	1.571	1:17.873	12	2.459	1:18.234
41	1.748	1:30.887	41	1.474	1:18.369	41	1.604	1:18.092	12	2.137	1:18.812	31	2.660	1:18.221
31	2.012	1:31.151	31	1.986	1:18.617	31	2.124	1:18.100	31	2.351	1:18.133	30	2.797	1:18.069
30	2.212	1:31.351	30	2.109	1:18.540	30	2.620	1:18.473	30	2.640	1:17.926	41	5.075	1:21.416
69	2.557	1:31.696	69	3.678	1:19.764	61	5.163	1:19.115	61	6.747	1:19.490	69	8.122	1:19.093
61	2.656	1:31.795	61	4.010	1:19.997	69	5.576	1:19.860	69	6.941	1:19.271	61	8.336	1:19.501

Super Mighty Mini Championship

LAP CHART - RACE 15

(contd.)

Lap 6			Lap 7			Lap 8			Lap 9			Lap 10		
No	Behind	Laptime	No	Behind	Laptime	No	Behind	Laptime	No	Behind	Laptime	No	Behind	Laptime
1		1:18.188	68		1:18.012	68		1:18.330	68		1:18.367	68		1:18.135
68	0.446	1:17.571	1	0.144	1:18.602	1	0.276	1:18.462	1	0.156	1:18.247	1	0.126	1:18.105
42	1.783	1:18.318	42	1.549	1:18.224	42	1.516	1:18.297	42	1.107	1:17.958	42	2.001	1:19.029
25	2.340	1:18.792	12	2.095	1:18.090	12	1.940	1:18.175	12	1.189	1:17.616	12	2.108	1:19.054
12	2.463	1:18.192	25	2.221	1:18.339	31	2.917	1:18.849	31	2.944	1:18.394	31	2.944	1:18.135
31	2.984	1:18.512	31	2.398	1:17.872	25	3.205	1:19.314	25	3.488	1:18.650	25	3.303	1:17.950
30	3.148	1:18.539	30	2.794	1:18.104	30	3.886	1:19.422	30	3.821	1:18.302	30	3.809	1:18.123
41	6.281	1:19.394	41	6.760	1:18.937	41	7.145	1:18.715	41	7.865	1:19.087	41	8.686	1:18.956
69	11.074	1:21.140	61	12.374	1:19.705	61	13.224	1:19.180	69	14.549	1:19.118	69	16.593	1:20.179
61	11.127	1:20.979	69	12.992	1:20.376	69	13.798	1:19.136	61	14.636	1:19.779	61	16.701	1:20.200

Super Mighty Mini Championship

LAP CHART - RACE 15

(contd.)

Lap 11			Lap 12			Lap 13			Lap 14			Lap 15		
No	Behind	Laptime	No	Behind	Laptime	No	Behind	Laptime	No	Behind	Laptime	No	Behind	Laptime
68		1:18.384	1		1:18.671									
1	0.527	1:18.785	68	0.899	1:20.097									
42	1.696	1:18.079	31	2.676	1:18.877									
12	1.790	1:18.066	42	2.911	1:20.413									
31	2.997	1:18.437	25	3.339	1:19.260									
25	3.277	1:18.358	30	3.483	1:19.004									
30	3.677	1:18.252	61	18.608	1:19.147									
69	18.136	1:19.927	69	18.992	1:20.054									
61	18.659	1:20.342	41	48.538	1:30.726									
41	37.010	1:46.708P												

VSR & Super Silhouette Championship QUALIFYING

POS	NO	CL	NAME	NAT	ENTRY	TIME	LAPS	GAP	MPH
1	38	SS	Keith WHITE		Volkswagen Corrado	1:03.308	15		93.20
2	8	SS	Steve HALL		Audi TT	1:03.904	10	0.596	92.33
3	79	SS	Mark JONES		Volkswagen Corrado	1:04.238	12	0.930	91.85
4	70	SS	Fabio LUFFARELLI		Volkswagen Corrado	1:04.349	14	1.041	91.69
5	4	SS	Ian FEWINGS		Peugeot 206 Gti	1:04.967	13	1.659	90.82
6	61	VSR	Jonathan HOGGARTH		Pontiac Grand Prix	1:05.886	11	2.578	89.55
7	9	VSR	Mike DOBLE		Ford Mondeo VSR6	1:06.995	11	3.687	88.07
8	44	SS	Lea WOOD		Audi TT	1:07.120	8	3.812	87.90
9	33	SS	Andrew KNIGHT		Audi TT	1:07.299	12	3.991	87.67
10	2	SS	Malcolm HARDING		Peugeot 206 Gti	1:07.345	12	4.037	87.61
11	91	VSR	Baz JOHNSON		Pontiac Grand Prix	1:07.381	10	4.073	87.56
12	97	VSR	Tim SPEED		Ford Mondeo VSR6	1:07.492	7	4.184	87.42
13	86	VSR	Mark MCALEER		Ford Mondeo VSR6	1:07.937	13	4.629	86.85
14	30	VSR	Stephen BARNARD		Ford Mondeo VSR6	1:08.073	9	4.765	86.67
15	14	VSR	Steve OFFER		Ford Mondeo VSR6	1:08.430	10	5.122	86.22
16	3	VSR	Scott BOOTH		Ford Mondeo VSR6	1:08.898	12	5.590	85.64
17	57	SS	Tony PAXMAN		Ford Fiesta RS	1:09.355	6	6.047	85.07
18	24	VSR	Chris AYLING		Ford Mondeo VSR6	1:09.954	7	6.646	84.34
19	5	SS	Rob DE VILLE		Renault Clio V6	1:15.456	7	12.148	78.19

Silverstone
Circuit Length = 1.6390 miles.
Start: 10:44 End: 11:21

These results are provisional until the conclusion of any judicial and technical matters.

Clerk of Course:	Stewards:	Timekeeper:
------------------	-----------	-------------

VSR & Super Silhouette Championship LAP ANALYSIS

2	Malcolm HARDING	Peugeot 206 Gti
1 - X:00.000	6 - 1:25.235	11 - 1:07.558
2 - 1:12.498	7 - 1:09.225	12 - 1:08.729
3 - 1:10.336	8 - X:00.000	
4 - 1:09.534	9 - 1:09.374	
5 - 1:08.236	10 - 1:07.345	
3	Scott BOOTH	Ford Mondeo VSR6
1 - X:00.000	6 - 1:13.588	11 - 1:09.441
2 - 1:12.797	7 - 1:09.773	12 - 1:08.898
3 - 1:10.883	8 - X:00.000	
4 - 1:08.974	9 - 1:10.544	
5 - 1:09.221	10 - 1:08.936	
4	Ian FEWINGS	Peugeot 206 Gti
1 - X:00.000	6 - 1:06.381	11 - 1:04.997
2 - 1:08.035	7 - 1:05.701	12 - 1:05.717
3 - 1:10.206	8 - 1:06.451	13 - 1:05.049
4 - 1:07.679	9 - X:00.000	
5 - 1:05.476	10 - 1:04.967	
5	Rob DE VILLE	Renault Clio V6
1 - X:00.000	6 - 1:15.484	
2 - 1:18.194	7 - 1:17.371	
3 - 1:16.524		
4 - 1:15.456		
5 - 1:16.441		
8	Steve HALL	Audi TT
1 - X:00.000	6 - X:00.000	
2 - 1:14.630	7 - 1:04.245	
3 - 1:09.157	8 - 1:04.910	
4 - 1:05.468	9 - 1:03.904	
5 - 1:05.404	10 - 1:03.928	
9	Mike DOBLE	Ford Mondeo VSR6
1 - X:00.000	6 - 1:07.000	11 - 1:07.018
2 - 1:12.225	7 - 1:07.031	
3 - 1:08.313	8 - X:00.000	
4 - 1:08.322	9 - 1:14.999	
5 - 1:06.995	10 - 1:08.766	
14	Steve OFFER	Ford Mondeo VSR6
1 - X:00.000	6 - 1:17.269	
2 - 1:21.318	7 - X:00.000	
3 - 1:11.013	8 - 1:08.890	
4 - 1:09.020	9 - 1:08.430	
5 - 1:10.438	10 - 1:08.506	

VSR & Super Silhouette Championship LAP ANALYSIS

(contd.)

24	Chris AYLING	Ford Mondeo VSR6
1 - X:00.000	6 - 1:10.555	
2 - 1:14.270	7 - 1:09.954	
3 - 1:13.067		
4 - 1:11.271		
5 - 1:10.392		
30	Stephen BARNARD	Ford Mondeo VSR6
1 - X:00.000	6 - X:00.000	
2 - 1:12.542	7 - 1:09.714	
3 - 1:11.590	8 - 1:09.035	
4 - 1:11.615	9 - 1:08.073	
5 - 1:09.822		
33	Andrew KNIGHT	Audi TT
1 - X:00.000	6 - 1:10.422	11 - 1:07.299
2 - 1:12.496	7 - 1:09.547	12 - 1:07.483
3 - 1:11.893	8 - X:00.000	
4 - 1:09.307	9 - 1:07.482	
5 - 1:08.406	10 - 1:07.433	
38	Keith WHITE	Volkswagen Corrado
1 - 9:55.215	6 - 1:04.908	11 - X:00.000
2 - 1:07.824	7 - 1:03.826	12 - 1:05.322
3 - 1:05.465	8 - 1:03.974	13 - 1:04.664
4 - 1:04.570	9 - 1:04.609	14 - 1:03.680
5 - 1:06.257	10 - 1:04.305	15 - 1:03.308
44	Lea WOOD	Audi TT
1 - X:00.000	6 - X:00.000	
2 - 1:08.467	7 - 1:07.307	
3 - 1:07.863	8 - 1:07.120	
4 - 1:11.990		
5 - 1:21.476P		
57	Tony PAXMAN	Ford Fiesta RS
1 - X:00.000	6 - 1:09.355	
2 - 1:14.442		
3 - X:00.000		
4 - 1:10.801		
5 - 1:09.378		
61	Jonathan HOGGARTH	Pontiac Grand Prix
1 - X:00.000	6 - 1:09.178	11 - 1:05.886
2 - 1:14.970	7 - 1:06.864	
3 - 1:14.724	8 - 1:07.103	
4 - 1:12.380	9 - X:00.000	
5 - 1:07.336	10 - 1:05.942	

Silverstone
Circuit Length = 1.6390 miles.
Start: 10:44 End: 11:21

Printed - 11:24 Sunday, 08 August 2004

VSR & Super Silhouette Championship LAP ANALYSIS


(contd.)

70	Fabio LUFFARELLI	Volkswagen Corrado
1 - X:00.000	6 - 1:04.349	11 - 1:05.439
2 - 1:06.990	7 - 1:04.462	12 - 1:04.789
3 - 1:05.363	8 - 1:05.603	13 - 1:04.416
4 - 1:04.563	9 - 1:04.604	14 - 1:04.409
5 - 1:04.393	10 - X:00.000	
79	Mark JONES	Volkswagen Corrado
1 - X:00.000	6 - 1:11.168	11 - 1:04.238
2 - 1:06.521	7 - 1:05.879	12 - 1:04.489
3 - 1:18.608	8 - X:00.000	
4 - 1:05.486	9 - 1:06.179	
5 - 1:05.524	10 - 1:05.242	
86	Mark MCALEER	Ford Mondeo VSR6
1 - X:00.000	6 - 1:07.937	11 - 1:08.787
2 - 1:13.214	7 - 1:08.120	12 - 1:14.853
3 - 1:08.712	8 - 1:08.967	13 - 1:30.475P
4 - 1:08.426	9 - X:00.000	
5 - 1:08.167	10 - 1:08.724	
91	Baz JOHNSON	Pontiac Grand Prix
1 - X:00.000	6 - 1:07.381	
2 - 1:11.873	7 - 1:08.064	
3 - 1:08.062	8 - X:00.000	
4 - 1:07.476	9 - 1:07.494	
5 - 1:07.690	10 - 1:07.450	
97	Tim SPEED	Ford Mondeo VSR6
1 - X:00.000P	6 - 1:08.171	
2 - 8:57.085	7 - 1:07.492	
3 - X:00.000		
4 - 1:08.784		
5 - 1:08.266		

Silverstone
Circuit Length = 1.6390 miles.
Start: 10:44 End: 11:21

VSR & Super Silhouette Championship

GRID FOR RACE 12

ROW 10	24	AYLING	
ROW 9	14	OFFER	3
ROW 8	86	MCALEER	30
ROW 7	91	JOHNSON	97
ROW 6	61	HOGGARTH	9
ROW 5	57	PAXMAN	5
ROW 4	33	KNIGHT	2
ROW 3	4	FEWINGS	44
ROW 2	79	JONES	70
ROW 1	38	WHITE	8
POLE			
			

Weather / Track : Sunny / Dry
 These results are provisional until the conclusion of any judicial and technical matters.

Silverstone
 Circuit Length = 1.6390 miles.
 Start: 10:44 End: 11:21

Clerk of Course:	Stewards:	Timekeeper:
------------------	-----------	-------------

VSR & Super Silhouette Championship

RACE CLASSIFICATION - RACE 12

POS	NO	CL	NAME	NAT	ENTRY	TIME	LAPS	GAP	MPH	BEST
1	79	SS	Mark JONES		Volkswagen Corrado	15:25.256	14		89.46	1:04.299
2	70	SS	Fabio LUFFARELLI		Volkswagen Corrado	15:28.537	14	3.281	89.15	1:04.028
3	38	SS	Keith WHITE		Volkswagen Corrado	15:28.838	14	3.582	89.12	1:04.060
4	33	SS	Andrew KNIGHT		Audi TT	16:00.766	14	35.510	86.16	1:05.485
5	9	VSR	Mike DOBLE		Ford Mondeo VSR6	16:01.368	14	36.112	86.10	1:06.714
6	8	SS	Steve HALL		Audi TT	16:04.970	14	39.714	85.78	1:03.441
7	3	VSR	Scott BOOTH		Ford Mondeo VSR6	16:12.193	14	46.937	85.15	1:07.711
8	30	VSR	Stephen BARNARD		Ford Mondeo VSR6	18:48.504	14	3:23.248	73.35	1:07.561
9	24	VSR	Chris AYLING		Ford Mondeo VSR6	15:28.141	13	1 LAP	82.83	1:09.228
10	44	SS	Lea WOOD		Audi TT	16:35.063	11	3 LAPS	65.40	1:06.955

NOT CLASSIFIED

14	VSR	Steve OFFER		Ford Mondeo VSR6	10:30.744	9	D.N.F.	84.47	1:08.261
5	SS	Rob DE VILLE		Renault Clio V6	9:54.570	8	D.N.F.	79.68	1:11.398
61	VSR	Jonathan HOGGARTH		Pontiac Grand Prix	8:10.554	7	D.N.F.	84.55	1:05.386
4	SS	Ian FEWINGS		Peugeot 206 Gti	5:37.996	5	D.N.F.	87.80	1:05.896
86	VSR	Mark MCALEER		Ford Mondeo VSR6	6:22.966	5	D.N.F.	77.49	1:06.862
97	VSR	Tim SPEED		Ford Mondeo VSR6	4:36.785	4	D.N.F.	85.90	1:07.024
2	SS	Malcolm HARDING		Peugeot 206 Gti	3:22.247	3	D.N.F.	88.39	1:05.655
91	VSR	Baz JOHNSON		Pontiac Grand Prix	1:46.978	1	D.N.F.	56.80	

FASTEST LAP

8	SS	Steve HALL		Audi TT	1:03.441	3	93.00mph	149.67kph
61	VSR	Jonathan HOGGARTH		Pontiac Grand Prix	1:05.386	2	90.24mph	145.22kph

Weather / Track : Sunny / Dry

These results are provisional until the conclusion of any judicial and technical matters.

Silverstone
Circuit Length = 1.6390 miles.
Start: 12:57 End: 13:14

Clerk of Course:	Stewards:	Timekeeper:
------------------	-----------	-------------

VSR & Super Silhouette Championship

LAP CHART - RACE 12

Lap 1			Lap 2			Lap 3			Lap 4			Lap 5		
No	Behind	Laptime	No	Behind	Laptime	No	Behind	Laptime	No	Behind	Laptime	No	Behind	Laptime
38		1:08.412	38		1:04.444	38		1:04.475	38		1:04.060	79		1:12.722
70	0.841	1:09.253	70	0.701	1:04.304	70	0.568	1:04.342	70	0.536	1:04.028	70	1.340	1:15.291
79	1.109	1:09.521	79	1.484	1:04.819	79	1.526	1:04.517	79	1.765	1:04.299	38	1.804	1:16.291
4	1.591	1:10.003	4	3.113	1:05.966	4	4.616	1:05.978	4	6.452	1:05.896	4	2.118	1:10.153
2	2.202	1:10.614	2	3.413	1:05.655	2	4.916	1:05.978	61	8.278	1:05.688	61	3.968	1:10.177
33	3.531	1:11.943	33	4.572	1:05.485	61	6.650	1:05.812	33	9.342	1:06.197	33	4.365	1:09.510
61	4.371	1:12.783	61	5.313	1:05.386	33	7.205	1:07.108	9	13.062	1:07.075	9	5.671	1:07.096
9	5.327	1:13.739	9	7.808	1:06.925	9	10.047	1:06.714	97	15.394	1:07.024	30	14.560	1:09.796
97	6.858	1:15.270	97	9.438	1:07.024	97	12.430	1:07.467	86	17.296	1:07.534	3	14.834	1:09.908
86	8.276	1:16.688	86	10.694	1:06.862	86	13.822	1:07.603	30	19.251	1:07.940	14	15.462	1:08.752
30	8.531	1:16.943	3	12.007	1:07.860	30	15.371	1:07.561	3	19.413	1:07.711	24	21.898	1:10.816
3	8.591	1:17.003	30	12.285	1:08.198	3	15.762	1:08.230	14	21.197	1:08.261	8	32.694	1:06.094
14	9.206	1:17.618	14	13.210	1:08.448	14	16.996	1:08.261	24	25.569	1:09.228	5	33.729	1:13.503
24	10.270	1:18.682	24	15.306	1:09.480	24	20.401	1:09.570	5	34.713	1:12.506	86	47.088	1:44.279P
5	10.553	1:18.965	5	17.507	1:11.398	5	26.267	1:13.235	8	41.087	1:03.786	44	3 LAPS	4:39.699
44	36.916	1:45.328P	8	42.395	1:04.850	8	41.361	1:03.441						
91	38.566	1:46.978P												
8	41.989	1:50.401												

VSR & Super Silhouette Championship

LAP CHART - RACE 12

(contd.)

Lap 6			Lap 7			Lap 8			Lap 9			Lap 10		
No	Behind	Laptime	No	Behind	Laptime	No	Behind	Laptime	No	Behind	Laptime	No	Behind	Laptime
79		1:06.290	79		1:06.200	79		1:05.161	79		1:04.976	79		1:04.897
70	1.115	1:06.065	70	2.218	1:07.303	70	3.181	1:06.124	70	3.255	1:05.050	70	3.763	1:05.405
38	1.962	1:06.448	38	2.496	1:06.734	38	3.616	1:06.281	38	3.709	1:05.069	38	3.987	1:05.175
61	7.660	1:09.982	9	11.104	1:08.583	9	14.050	1:08.107	9	17.351	1:08.277	9	21.447	1:08.993
9	8.721	1:09.340	33	12.963	1:09.730	33	15.588	1:07.786	33	18.333	1:07.721	33	23.175	1:09.739
33	9.433	1:11.358	30	20.629	1:08.658	30	24.299	1:08.831	30	28.151	1:08.828	30	33.014	1:09.760
30	18.171	1:09.901	61	22.186	1:20.726P	3	27.510	1:08.843	3	31.372	1:08.838	3	34.899	1:08.424
3	19.182	1:10.638	14	23.288	1:09.910	14	27.971	1:09.844	14	32.239	1:09.244	8	36.377	1:06.587
14	19.578	1:10.406	3	23.828	1:10.846	8	29.482	1:03.672	8	34.687	1:10.181	24	51.157	1:10.601
24	28.417	1:12.809	8	30.971	1:05.279	24	38.670	1:10.453	24	45.453	1:11.759	44	3 LAPS	1:07.460
8	31.892	1:05.488	24	33.378	1:11.161	44	3 LAPS	1:07.624	44	3 LAPS	1:07.727			
5	41.793	1:14.354	5	48.643	1:13.050	5	1:01.041	1:17.559						
44	3 LAPS	1:08.652	44	3 LAPS	1:07.452									

VSR & Super Silhouette Championship

LAP CHART - RACE 12


(contd.)

Lap 11			Lap 12			Lap 13			Lap 14			Lap 15		
No	Behind	Laptime	No	Behind	Laptime	No	Behind	Laptime	No	Behind	Laptime	No	Behind	Laptime
79		1:05.709	79		1:05.241	79		1:05.025	79		1:05.879			
70	3.420	1:05.366	70	3.577	1:05.398	70	4.149	1:05.597	44	4 LAPS	1:07.279			
38	3.709	1:05.431	38	3.587	1:05.119	38	4.199	1:05.637	24	1 LAP	1:11.569			
9	25.446	1:09.708	9	28.512	1:08.307	9	32.788	1:09.301	70	3.281	1:05.011			
33	25.914	1:08.448	33	28.723	1:08.050	33	32.936	1:09.238	38	3.582	1:05.262			
30	36.461	1:09.156	8	38.499	1:05.813	8	39.231	1:05.757	33	35.510	1:08.453			
3	37.811	1:08.621	30	40.394	1:09.174	30	43.530	1:08.161	9	36.112	1:09.203			
8	37.927	1:07.259	3	41.057	1:08.487	3	43.945	1:07.913	8	39.714	1:06.362			
24	55.908	1:10.460	24	1:02.220	1:11.553				3	46.937	1:08.871			
44	3 LAPS	1:07.130	44	3 LAPS	1:06.955				44	3 LAPS	1:09.757			
									30	3:23.248	3:45.597			

VSR & Super Silhouette Championship

GRID FOR RACE 18

ROW 10	9 DOBLE	
ROW 9	30 BARNARD	3 BOOTH
ROW 8	14 OFFER	24 AYLING
ROW 7	86 MCALEER	61 HOGGARTH
ROW 6	91 JOHNSON	97 SPEED
ROW 5	79 JONES	
ROW 4	38 WHITE	70 LUFFARELLI
ROW 3	8 HALL	33 KNIGHT
ROW 2	5 DE VILLE	44 WOOD
ROW 1	2 HARDING	4 FEWINGS
	POLE	



Weather / Track : Sunny / Dry


These results are provisional until the conclusion of any judicial and technical matters.

Silverstone
Circuit Length = 1.6390 miles.
Start: 12:57 End: 13:14

Clerk of Course:	Stewards:	Timekeeper:
------------------	-----------	-------------

VSR & Super Silhouette Championship

GRID FOR RACE 18 - AMENDED

ROW 10	91	JOHNSON	
ROW 9	86	MCALEER	97 SPEED
ROW 8	14	OFFER	61 HOGGARTH
ROW 7	3	BOOTH	9 DOBLE
ROW 6	24	AYLING	30 BARNARD
ROW 5	2	HARDING	
ROW 4	5	DE VILLE	4 FEWINGS
ROW 3	70	LUFFARELLI	79 JONES
ROW 2	33	KNIGHT	38 WHITE
ROW 1	44	WOOD	8 HALL
POLE			
			

Weather / Track : Sunny / Dry

These results are provisional until the conclusion of any judicial and technical matters.

Silverstone
 Circuit Length = 1.6390 miles.
 Start: 12:57 End: 13:14

Clerk of Course:

Stewards:

Timekeeper:

VSR & Super Silhouette Championship

RACE CLASSIFICATION - RACE 18

POS	NO	CL	NAME	NAT	ENTRY	TIME	LAPS	GAP	MPH	BEST
1	38	SS	Keith WHITE		Volkswagen Corrado	15:04.329	14		91.54	1:03.470
2	8	SS	Steve HALL		Audi TT	15:10.029	14	5.700	90.96	1:03.144
3	70	SS	Fabio LUFFARELLI		Volkswagen Corrado	15:17.893	14	13.564	90.18	1:04.562
4	79	SS	Mark JONES		Volkswagen Corrado	15:18.162	14	13.833	90.16	1:04.483
5	4	SS	Ian FEWINGS		Peugeot 206 Gti	15:23.684	14	19.355	89.62	1:04.743
6	2	SS	Malcolm HARDING		Peugeot 206 Gti	15:43.301	14	38.972	87.75	1:06.065
7	86	VSR	Mark MCALEER		Ford Mondeo VSR6	16:01.520	14	57.191	86.09	1:07.767
8	14	VSR	Steve OFFER		Ford Mondeo VSR6	16:01.919	14	57.590	86.05	1:07.603
9	3	VSR	Scott BOOTH		Ford Mondeo VSR6	15:04.588	13	0.259	84.99	1:07.969
10	30	VSR	Stephen BARNARD		Ford Mondeo VSR6	15:06.106	13	1.777	84.84	1:08.199
11	9	VSR	Mike DOBLE		Ford Mondeo VSR6	15:20.449	13	16.120	83.52	1:06.591
12	91	VSR	Baz JOHNSON		Pontiac Grand Prix	16:13.550	13	1:09.221	78.97	1:06.550
NOT CLASSIFIED										
44	SS	Lea WOOD		Audi TT		14:27.773	13	D.N.F.	88.59	1:05.720
24	VSR	Chris AYLING		Ford Mondeo VSR6		1:18.762	1	D.N.F.	77.15	1:18.762
FASTEST LAP										
8	SS	Steve HALL		Audi TT		1:03.144	6	93.44mph		150.38kph
91	VSR	Baz JOHNSON		Pontiac Grand Prix		1:06.550	2	88.66mph		142.68kph

Weather / Track : Bright / Dry

These results are provisional until the conclusion of any judicial and technical matters.

Silverstone
Circuit Length = 1.6390 miles.
Start: 16:27 End: 16:44

Clerk of Course:	Stewards:	Timekeeper:
------------------	-----------	-------------

VSR & Super Silhouette Championship

LAP CHART - RACE 18

Lap 1			Lap 2			Lap 3			Lap 4			Lap 5		
No	Behind	Laptime	No	Behind	Laptime	No	Behind	Laptime	No	Behind	Laptime	No	Behind	Laptime
38		1:10.517	38		1:04.264	38		1:03.761	38		1:03.535	38		1:03.470
70	0.188	1:10.705	70	1.395	1:05.471	70	2.582	1:04.948	70	3.678	1:04.631	70	4.877	1:04.669
79	0.668	1:11.185	79	2.059	1:05.655	79	3.150	1:04.852	79	4.098	1:04.483	79	5.288	1:04.660
44	2.116	1:12.633	44	4.040	1:06.188	44	6.721	1:06.442	4	9.206	1:05.843	8	9.878	1:03.890
4	2.606	1:13.123	4	4.872	1:06.530	4	6.898	1:05.787	8	9.458	1:03.486	4	11.123	1:05.387
2	2.995	1:13.512	2	5.508	1:06.777	2	8.601	1:06.854	44	10.274	1:07.088	44	12.617	1:05.813
91	4.789	1:15.306	91	7.075	1:06.550	8	9.507	1:03.807	2	11.162	1:06.096	2	14.804	1:07.112
86	5.848	1:16.365	9	9.316	1:07.391	91	9.904	1:06.590	91	13.515	1:07.146	91	17.075	1:07.030
9	6.189	1:16.706	86	9.356	1:07.772	86	14.158	1:08.563	86	18.616	1:07.993	86	23.124	1:07.978
14	6.586	1:17.103	8	9.461	1:03.949	14	14.982	1:07.910	14	19.397	1:07.950	14	24.010	1:08.083
24	8.245	1:18.762	14	10.833	1:08.511	30	17.531	1:08.487	30	22.489	1:08.493	30	27.617	1:08.598
30	8.394	1:18.911	30	12.805	1:08.675	9	22.957	1:17.402	9	26.280	1:06.858	9	29.619	1:06.809
8	9.776	1:20.293	3	18.961	1:08.330	3	23.770	1:08.570	3	28.262	1:08.027	3	33.024	1:08.232
3	14.895	1:25.412												

VSR & Super Silhouette Championship

LAP CHART - RACE 18

(contd.)

Lap 6			Lap 7			Lap 8			Lap 9			Lap 10		
No	Behind	Laptime	No	Behind	Laptime	No	Behind	Laptime	No	Behind	Laptime	No	Behind	Laptime
38		1:03.623	38		1:03.573	38		1:03.478	38		1:03.818	38		1:04.592
70	5.816	1:04.562	70	7.479	1:05.236	70	9.851	1:05.850	8	10.132	1:04.069	8	9.073	1:03.533
79	6.486	1:04.821	79	7.489	1:04.576	8	9.881	1:04.322	70	11.766	1:05.733	70	12.288	1:05.114
8	9.399	1:03.144	8	9.037	1:03.211	79	10.550	1:06.539	79	12.257	1:05.525	79	12.636	1:04.971
4	12.836	1:05.336	4	14.375	1:05.112	4	16.135	1:05.238	4	17.511	1:05.194	4	17.662	1:04.743
44	14.756	1:05.762	44	17.572	1:06.389	44	20.065	1:05.971	44	22.419	1:06.172	44	23.547	1:05.720
2	18.684	1:07.503	2	21.632	1:06.521	2	25.088	1:06.934	2	27.654	1:06.384	2	29.127	1:06.065
91	20.371	1:06.919	91	24.142	1:07.344	91	28.500	1:07.836	91	35.599	1:10.917	86	44.742	1:09.128
86	27.478	1:07.977	86	31.746	1:07.841	86	36.035	1:07.767	86	40.206	1:07.989	91	45.120	1:14.113
14	28.329	1:07.942	14	32.565	1:07.809	14	36.812	1:07.725	14	40.771	1:07.777	14	45.180	1:09.001
9	32.903	1:06.907	9	36.167	1:06.837	9	39.538	1:06.849	9	42.311	1:06.591	9	47.347	1:09.628
30	33.047	1:09.053	30	37.673	1:08.199	30	42.811	1:08.616	30	48.438	1:09.445	30	52.500	1:08.654
3	37.497	1:08.096	3	41.893	1:07.969	3	47.282	1:08.867	3	51.467	1:08.003	3	55.164	1:08.289

VSR & Super Silhouette Championship

LAP CHART - RACE 18

(contd.)

Lap 11			Lap 12			Lap 13			Lap 14			Lap 15		
No	Behind	Laptime	No	Behind	Laptime	No	Behind	Laptime	No	Behind	Laptime	No	Behind	Laptime
38		1:04.565	38		1:03.896	38		1:06.396	38		1:04.841			
8	8.160	1:03.652	8	8.150	1:03.886	9	1 LAP	1:14.449	3	1 LAP	1:08.089			
70	12.971	1:05.248	70	13.913	1:04.838	8	6.108	1:04.354	30	1 LAP	1:10.698			
79	13.432	1:05.361	79	14.579	1:05.043	70	12.672	1:05.155	8	5.700	1:04.433			
4	18.404	1:05.307	4	19.640	1:05.132	79	13.335	1:05.152	70	13.564	1:05.733			
44	25.468	1:06.486	44	27.876	1:06.304	4	18.139	1:04.895	79	13.833	1:05.339			
2	31.776	1:07.214	2	34.699	1:06.819	91	1 LAP	1:31.446	9	1 LAP	1:18.586			
86	48.486	1:08.309	86	52.500	1:07.910	44	28.285	1:06.805	4	19.355	1:06.057			
14	49.125	1:08.510	14	53.337	1:08.108	2	36.014	1:07.711	2	38.972	1:07.799			
30	57.494	1:09.559	30	1:02.316	1:08.718	86	54.038	1:07.934	86	57.191	1:07.994			
9	58.218	1:15.436	3	1:03.407	1:08.406	14	54.828	1:07.887	14	57.590	1:07.603			
3	58.897	1:08.298							91	1 LAP	1:53.137P			
91	59.771	1:19.216												