



The CSMA Brands Hatch Classic

Brands Hatch Indy Circuit

22nd/23rd May 2004



Results Provided by MST Sports Timing Ltd
www.mstworld.com

The Bonhams Lansdowne Classic Series

QUALIFYING - RACE 1

POS	NO	CL	NAME	NAT	ENTRY	TIME	LAPS	GAP	MPH
1	67		Gordon RUSSELL		Manx Norton	57.714	10		76.48
2	6		Malcolm CLARK		Matchless G50	57.808	10	0.094	76.36
3	3		Duncan FITCHETT		Molnar Manx	57.892	10	0.178	76.25
4	9		Tim JACKSON		Norton Matchless G50	59.068	10	1.354	74.73
5	12		David BECKETT		Manx Norton	59.095	9	1.381	74.69
6	5		Paul MORGAN		Manx Norton	59.415	10	1.701	74.29
7	18		Stacey KILWORTH		Manx Norton	1:00.114	9	2.400	73.43
8	11		Richard ADAMS		Manx Norton	1:00.290	7	2.576	73.21
9	38		Bill SWALLOW		Molnar Manx	1:00.456	9	2.742	73.01
10	24		Cliff RANSLEY		Manx Norton	1:00.491	9	2.777	72.97
11	4		Chas MORTIMER		Molnar Manx	1:00.792	9	3.078	72.61
12	8		Tim JOHNSON		Manx Norton	1:01.043	9	3.329	72.31
13	10		Tony RAYNOR		Manx Norton	1:01.140	8	3.426	72.20
14	68		Mike RUSSELL		Manx Norton	1:01.710	9	3.996	71.53
15	40		Tom SNOW		Aermacchi Ala D'oro	1:02.436	9	4.722	70.70
16	154		Stuart TONGE		Manx Norton	1:03.394	9	5.680	69.63
17	15		John MITCHELL		Manx Norton	1:03.753	9	6.039	69.24
18	16		Barry STICKLAND		Manx Norton	1:05.050	9	7.336	67.86
19	32		Bob WARREN		AJS 7R	1:05.159	9	7.445	67.74
20	25		Andy MOLNAR		Manx Norton	1:05.242	9	7.528	67.66
21	21		Peter TANNER		Aermacchi Ala D'oro	1:05.675	9	7.961	67.21
22	29		Grahame RHODES		Velocette KTT Mk8	1:05.760	8	8.046	67.12
23	22		Richard THIRKELL		Manx Norton	1:05.876	7	8.162	67.01
24	30		Trevor BARNES		Moto Guzzi Gambalungino	1:06.093	9	8.379	66.79
25	34		Jack ARMSTRONG		Manx Norton	1:06.176	9	8.462	66.70
26	27		Roger ASHBY		AJS 7R	1:06.722	6	9.008	66.16
27	19		Patrick WELCH		Cotton TT Replica	1:07.058	8	9.344	65.82
28	35		David LOCK		AJS 7R	1:07.884	9	10.170	65.02
29	26		Charlie WATSON		Aermacchi Ala D'oro	1:07.889	8	10.175	65.02
30	33		Roger SKIPP		Aermacchi Ala D'oro	1:08.897	7	11.183	64.07
31	36		Reg TINKLIN		Aermacchi Ala D'oro	1:11.228	8	13.514	61.97
32	28		Nick BEDFORD		Manx Norton	1:11.263	5	13.549	61.94
33	17		Mark BLACKDEN		Manx Norton	1:13.955	7	16.241	59.68
34	20		Dennis ETHERIDGE		Manx Norton	1:17.615	2	19.901	56.87
35	43		John GENTRY		Norton Domiracer	1:20.776	7	23.062	54.64
36	23		Nick FARTHING		AJS 7R	2:09.396	2	1:11.682	34.11

Weather / Track : Sunny / Dry

These results are provisional until the conclusion of any judicial and technical matters.

Brands Hatch

Circuit Length = 1.2262 miles.

Start: 09.00 End: 09.10

Clerk Of Course:	Stewards:	Timekeeper:
------------------	-----------	-------------

The Bonhams Lansdowne Classic Series

RACE CLASSIFICATION - RACE 1 - AMENDED

POS	NO	CL	NAME	NAT	ENTRY	TIME	LAPS	GAP	MPH	BEST
1	3		Duncan FITCHETT		Molnar Manx	11:23.031	12		77.65	56.560
2	67		Gordon RUSSELL		Manx Norton	11:28.633	12	5.602	77.02	56.413
3	5		Paul MORGAN		Manx Norton	11:35.076	12	12.045	76.30	57.259
4	18		Stacey KILWORTH		Manx Norton	11:40.751	12	17.720	75.69	57.340
5	9		Tim JACKSON		Norton Matchless G50	11:45.161	12	22.130	75.21	57.309
6	38		Bill SWALLOW		Molnar Manx	11:49.677	12	26.646	74.73	58.641
7	8		Tim JOHNSON		Manx Norton	11:57.435	12	34.404	73.92	59.176
8	11		Richard ADAMS		Manx Norton	12:16.187	12	53.156	72.04	57.526
9	40		Tom SNOW		Aermacchi Ala D'oro	12:18.412	12	55.381	71.82	1:00.337
10	68		Mike RUSSELL		Manx Norton	12:18.721	12	55.690	71.79	1:00.180
11	24		Cliff RANSLEY		Manx Norton	12:25.132	12	1:02.101	71.18	1:00.411
12	25		Andy MOLNAR		Manx Norton	11:37.253	11	1 LAP	69.73	1:01.029
13	10		Tony RAYNOR		Manx Norton	11:41.472	11	1 LAP	69.31	1:02.502
14	19		Patrick WELCH		Cotton TT Replica	11:49.239	11	1 LAP	68.56	1:02.089
15	22		Richard THIRKELL		Manx Norton	11:49.345	11	1 LAP	68.54	1:03.469
16	30		Trevor BARNES		Moto Guzzi Gambalungino	11:53.658	11	1 LAP	68.13	1:02.266
17	29		Grahame RHODES		Velocette KTT Mk8	11:58.201	11	1 LAP	67.70	1:03.565
18	15		John MITCHELL		Manx Norton	12:04.259	11	1 LAP	67.13	1:03.214
19	32		Bob WARREN		AJS 7R	12:05.380	11	1 LAP	67.03	1:04.207
20	12		David BECKETT		Manx Norton	12:05.992	11	1 LAP	66.97	1:04.112
21	21		Peter TANNER		Aermacchi Ala D'oro	12:12.599	11	1 LAP	66.37	1:03.682
22	27		Roger ASHBY		AJS 7R	12:20.059	11	1 LAP	65.70	1:05.985
23	16		Barry STICKLAND		Manx Norton	12:25.192	11	1 LAP	65.25	1:07.045
24	35		David LOCK		AJS 7R	11:24.470	10	2 LAPS	64.59	1:06.397
25	33		Roger SKIPP		Aermacchi Ala D'oro	11:25.067	10	2 LAPS	64.53	1:05.254
26	26		Charlie WATSON		Aermacchi Ala D'oro	11:25.598	10	2 LAPS	64.48	1:05.924
27	4		Chas MORTIMER		Molnar Manx	11:28.902	10	2 LAPS	64.17	58.803
28	28		Nick BEDFORD		Manx Norton	11:50.512	10	2 LAPS	62.22	1:04.243
29	20		Dennis ETHERIDGE		Manx Norton	12:13.360	10	2 LAPS	60.28	1:08.210
30	36		Reg TINKLIN		Aermacchi Ala D'oro	11:52.393	9		55.86	1:10.200
31	43		John GENTRY		Norton Domiracer	12:21.181	9	28.788	53.69	1:20.647

NOT CLASSIFIED

6	Malcolm CLARK	Matchless G50	9:58.924	9	D.N.F.	66.44	59.225
23	Nick FARTHING	AJS 7R	11:22.162	7	D.N.F.	45.39	1:33.267
34	Jack ARMSTRONG	Manx Norton	3:22.083	3	D.N.F.	65.86	1:08.072
154	Stuart TONGE	Manx Norton	2:07.107	2	D.N.F.	69.99	1:02.138

FASTEST LAP

67	Gordon RUSSELL	Manx Norton	56.413	12	78.25mph	125.93kph
----	----------------	-------------	--------	----	----------	-----------

Weather / Track : Sunny / Dry
 These times are provisional until the conclusion of any judicial and technical matters.

Brands Hatch
 Circuit Length = 1.2262 miles.
 Start: 13:45 End: 13:57

Clerk Of Course:	Stewards:	Timekeeper:
------------------	-----------	-------------

The Bonhams Lansdowne Classic Series

QUALIFYING - RACE 9

POS	NO	CL	NAME	NAT	MOTORCYCLE	TIME	LAPS	GAP	MPH
1	38		Bill SWALLOW		Molnar Manx	56.795	11		77.72
2	3		Duncan FITCHETT		Molnar Manx	56.956	12	0.161	77.50
3	9		Tim JACKSON		Norton Matchless G50	57.021	10	0.226	77.41
4	5		Paul MORGAN		Manx Norton	57.205	15	0.410	77.16
5	67		Gordon RUSSELL		Manx Norton	57.210	12	0.415	77.16
6	6		Malcolm CLARK		Matchless G50	57.842	15	1.047	76.31
7	4		Chas MORTIMER		Molnar Manx	58.492	13	1.697	75.46
8	18		Stacey KILWORTH		Manx Norton	58.585	8	1.790	75.34
9	40		Tom SNOW		Aermacchi Ala D'oro	1:00.658	13	3.863	72.77
10	24		Cliff RANSLEY		Manx Norton	1:00.668	14	3.873	72.76
11	8		Tim JOHNSON		Manx Norton	1:00.685	7	3.890	72.74
12	68		Mike RUSSELL		Manx Norton	1:01.099	13	4.304	72.24
13	11		Richard ADAMS		Manx Norton	1:01.514	4	4.719	71.76
14	15		John MITCHELL		Manx Norton	1:03.370	14	6.575	69.65
15	16		Barry STICKLAND		Manx Norton	1:03.435	14	6.640	69.58
16	19		Patrick WELCH		Cotton TT Replica	1:03.868	10	7.073	69.11
17	12		David BECKETT		Manx Norton	1:03.868	14	7.073	69.11
18	10		Tony RAYNOR		Manx Norton	1:03.945	14	7.150	69.03
19	22		Richard THIRKELL		Manx Norton	1:04.280	14	7.485	68.67
20	27		Roger ASHBY		AJS 7R	1:04.381	13	7.586	68.56
21	154		Stuart TONGE		Manx Norton	1:04.491	14	7.696	68.44
22	31		Jamie DONALDSON		Manx Norton	1:04.629	14	7.834	68.30
23	21		Peter TANNER		Aermacchi Ala D'oro	1:04.707	12	7.912	68.22
24	25		Andy MOLNAR		Manx Norton	1:04.898	9	8.103	68.01
25	34		Jack ARMSTRONG		Manx Norton	1:04.970	13	8.175	67.94
26	30		Trevor BARNES		Moto Guzzi Gambalungino	1:05.089	9	8.294	67.82
27	29		Grahame RHODES		Velocette KTT Mk8	1:05.093	14	8.298	67.81
28	32		Bob WARREN		AJS 7R	1:06.019	14	9.224	66.86
29	26		Charlie WATSON		Aermacchi Ala D'oro	1:06.428	14	9.633	66.45
30	35		David LOCK		AJS 7R	1:07.465	12	10.670	65.43
31	28		Nick BEDFORD		Manx Norton	1:08.130	11	11.335	64.79
32	37		Mike HOPE		BSA Gold Star	1:08.542	11	11.747	64.40
33	33		Roger SKIPP		Aermacchi Ala D'oro	1:09.174	12	12.379	63.81
34	20		Dennis ETHERIDGE		Manx Norton	1:12.770	3	15.975	60.66
35	36		Reg TINKLIN		Aermacchi Ala D'oro	1:56.254	2	59.459	37.97

Weather / Track : Sunny / Dry
 These results are provisional until the conclusion of any judicial and technical matters.

Brands Hatch
 Circuit Length = 1.2262 miles.
 Start: 10:00 End: 10:14

Clerk Of Course:	Stewards:	Timekeeper:
------------------	-----------	-------------

The Bonhams Lansdowne Classic Series

RACE CLASSIFICATION - RACE 9

POS	NO	CL	NAME	NAT	MOTORCYCLE	TIME	LAPS	GAP	MPH	BEST
1	67		Gordon RUSSELL		Manx Norton	11:30.541	12		76.80	52.973
2	9		Tim JACKSON		Norton Matchless G50	11:32.579	12	2.038	76.58	56.459
3	3		Duncan FITCHETT		Molnar Manx	11:36.345	12	5.804	76.16	55.767
4	5		Paul MORGAN		Manx Norton	11:41.388	12	10.847	75.62	56.372
5	6		Malcolm CLARK		Matchless G50	11:43.415	12	12.874	75.40	57.069
6	38		Bill SWALLOW		Molnar Manx	11:44.770	12	14.229	75.25	56.256
7	18		Stacey KILWORTH		Manx Norton	11:47.241	12	16.700	74.99	53.590
8	4		Chas MORTIMER		Molnar Manx	11:56.816	12	26.275	73.99	55.789
9	11		Richard ADAMS		Manx Norton	12:00.193	12	29.652	73.64	53.784
10	24		Cliff RANSLEY		Manx Norton	12:20.171	12	49.630	71.65	59.378
11	40		Tom SNOW		Aermacchi Ala D'oro	12:20.382	12	49.841	71.63	57.781
12	68		Mike RUSSELL		Manx Norton	12:21.287	12	50.746	71.55	58.895
13	154		Stuart TONGE		Manx Norton	11:33.662	11	1 LAP	70.09	1:00.192
14	25		Andy MOLNAR		Manx Norton	11:39.027	11	1 LAP	69.56	1:01.298
15	22		Richard THIRKELL		Manx Norton	11:47.069	11	1 LAP	68.77	1:02.792
16	10		Tony RAYNOR		Manx Norton	11:51.090	11	1 LAP	68.38	1:02.098
17	32		Bob WARREN		AJS 7R	11:51.268	11	1 LAP	68.36	1:00.696
18	19		Patrick WELCH		Cotton TT Replica	11:51.401	11	1 LAP	68.35	1:02.469
19	27		Roger ASHBY		AJS 7R	11:51.796	11	1 LAP	68.31	1:02.748
20	30		Trevor BARNES		Moto Guzzi Gambalungino	11:54.445	11	1 LAP	68.06	1:03.093
21	15		John MITCHELL		Manx Norton	12:00.193	11	1 LAP	67.51	1:02.521
22	29		Grahame RHODES		Velocette KTT Mk8	12:07.374	11	1 LAP	66.85	1:04.376
23	21		Peter TANNER		Aermacchi Ala D'oro	12:07.513	11	1 LAP	66.83	1:02.748
24	34		Jack ARMSTRONG		Manx Norton	12:12.151	11	1 LAP	66.41	1:04.015
25	31		Jamie DONALDSON		Manx Norton	12:16.522	11	1 LAP	66.02	1:04.476
26	16		Barry STICKLAND		Manx Norton	12:33.883	11	1 LAP	64.50	1:05.976
27	37		Mike HOPE		BSA Gold Star	12:36.727	11	1 LAP	64.25	1:06.462
28	12		David BECKETT		Manx Norton	11:30.857	10	2 LAPS	63.99	1:03.576
29	33		Roger SKIPP		Aermacchi Ala D'oro	11:33.212	10	2 LAPS	63.77	1:04.298
30	35		David LOCK		AJS 7R	11:36.856	10	2 LAPS	63.44	1:06.514
31	28		Nick BEDFORD		Manx Norton	11:55.822	10	2 LAPS	61.76	1:09.796
NOT CLASSIFIED										
36			Reg TINKLIN		Aermacchi Ala D'oro	11:16.861	9	D.N.F.	58.79	1:13.124
FASTEST LAP										
67			Gordon RUSSELL		Manx Norton	52.973	7	83.33mph	134.10kph	

Weather / Track : Sunny / Dry
 These times are provisional until the conclusion of any judicial and technical matters.

Brands Hatch
 Circuit Length = 1.2262 miles.
 Start: 14:04 End: 14:15

Clerk Of Course:	Stewards:	Timekeeper:
------------------	-----------	-------------

EuroBOSS 2004

FREE PRACTICE

POS	NO	CL	NAME	NAT	CAR	TIME	LAPS	GAP	MPH
1	3	BO	Scott MANSELL		Benetton B197 Judd V10	38.091	12		115.88
2	31	BF	Roger KILTY		Reynard 93D Cosworth AC	42.071	14	3.980	104.92
3	11	BO	Paul SMITH		Simtek S951 Ford H.B V8	42.651	12	4.560	103.49
4	22	PM	Anthony HANSFORD		Footwork Arrows A11B	42.860	18	4.769	102.99
5	9	BO	Joachim RYSCHKA		G-Force Indy Chevrolet V8	43.712	21	5.621	100.98

Weather / Track : Sunny / Dry
These results are provisional until the conclusion of any judicial and technical matters.

Brands Hatch
Circuit Length = 1.2262 miles.
Start: 09:41 End: 10:00

Clerk Of Course:	Stewards:	Timekeeper:
------------------	-----------	-------------

EuroBOSS 2004

FREE PRACTICE - LAP ANALYSIS

3	Scott MANSELL	Benetton B197 Judd V10							
1 -	54.962	6 -	39.556	11 -	38.290				
2 -	39.595	7 -	40.825	12 -	38.091				
3 -	38.921	8 -	38.611						
4 -	38.702	9 -	45.943						
5 -	40.530	10 -	40.679						
9	Joachim RYSCHKA	G-Force Indy Chevrolet V8							
1 -	1:09.150	6 -	46.863	11 -	44.329	16 -	45.185	21 -	44.125
2 -	49.417	7 -	45.334	12 -	44.349	17 -	44.386		
3 -	46.722	8 -	44.878	13 -	44.272	18 -	43.837		
4 -	49.162	9 -	44.519	14 -	3:41.676P	19 -	43.805		
5 -	45.186	10 -	44.509	15 -	58.897	20 -	43.712		
11	Paul SMITH	Simtek S951 Ford H.B V8							
1 -	1:46.785	6 -	42.787	11 -	42.969				
2 -	44.078	7 -	6:44.256P	12 -	44.805				
3 -	43.058	8 -	52.450						
4 -	43.490	9 -	45.861						
5 -	42.651	10 -	47.383						
22	Anthony HANSFORD	Footwork Arrows A11B							
1 -	59.478	6 -	45.476	11 -	44.702	16 -	43.342		
2 -	48.475	7 -	45.693	12 -	43.969	17 -	43.450		
3 -	47.021	8 -	46.660	13 -	44.047	18 -	42.860		
4 -	46.392	9 -	45.782	14 -	43.282				
5 -	46.393	10 -	44.345	15 -	43.371				
31	Roger KILTY	Reynard 93D Cosworth AC							
1 -	2:40.596	6 -	43.110	11 -	42.324				
2 -	2:38.994P	7 -	42.331	12 -	42.430				
3 -	59.090	8 -	42.638	13 -	42.278				
4 -	43.415	9 -	42.574	14 -	42.071				
5 -	42.432	10 -	42.156						

EuroBOSS 2004 QUALIFYING - RACE 13

POS	NO	CL	NAME	NAT	CAR	TIME	LAPS	GAP	MPH
1	3	BO	Scott MANSELL		Benetton B197 Judd V10	37.981	17		116.22
2	31	BF	Roger KILTY		Reynard 93D Cosworth AC	41.380	22	3.399	106.67
3	11	BO	Paul SMITH		Simtek S951 Ford H.B V8	42.568	16	4.587	103.70
4	9	BO	Joachim RYSCHKA		G-Force Indy Chevrolet V8	42.944	18	4.963	102.79
5	22	PM	Anthony HANSFORD		Footwork Arrows A11B	43.982	15	6.001	100.36

Weather / Track : Sunny / Dry
 These results are provisional until the conclusion of any judicial and technical matters.

Brands Hatch
 Circuit Length = 1.2262 miles.
 Start: 12:43 End: 13:01

Clerk Of Course:	Stewards:	Timekeeper:
------------------	-----------	-------------

EuroBOSS 2004

FREE PRACTICE - LAP ANALYSIS

3	Scott MANSELL	Benetton B197 Judd V10					
1 -	1:12.723	6 -	38.539	11 -	49.120	16 -	41.990
2 -	39.636	7 -	40.727	12 -	38.619	17 -	37.981
3 -	42.750	8 -	38.979	13 -	38.109		
4 -	39.308	9 -	38.981	14 -	41.393		
5 -	38.395	10 -	4:47.820P	15 -	39.237		
9	Joachim RYSCHKA	G-Force Indy Chevrolet V8					
1 -	2:36.433	6 -	44.392	11 -	43.539	16 -	43.305
2 -	47.064	7 -	44.080	12 -	43.790	17 -	43.161
3 -	45.636	8 -	43.847	13 -	3:24.336P	18 -	42.944
4 -	44.346	9 -	44.989	14 -	54.676		
5 -	47.359	10 -	43.740	15 -	43.989		
11	Paul SMITH	Simtek S951 Ford H.B V8					
1 -	2:42.169	6 -	43.165	11 -	42.990	16 -	42.568
2 -	43.906	7 -	43.970	12 -	42.787		
3 -	43.300	8 -	44.284	13 -	42.744		
4 -	44.535	9 -	5:02.015P	14 -	45.805		
5 -	45.408	10 -	51.393	15 -	52.101		
22	Anthony HANSFORD	Footwork Arrows A11B					
1 -	1:47.078	6 -	45.173	11 -	44.519		
2 -	47.985	7 -	45.085	12 -	43.982		
3 -	45.619	8 -	44.315	13 -	44.328		
4 -	45.437	9 -	44.471	14 -	44.431		
5 -	45.198	10 -	44.748	15 -	45.098		
31	Roger KILTY	Reynard 93D Cosworth AC					
1 -	1:40.077	6 -	43.657	11 -	42.070	16 -	41.605
2 -	43.961	7 -	42.373	12 -	50.467	17 -	41.464
3 -	42.264	8 -	42.261	13 -	42.211	18 -	54.126
4 -	42.034	9 -	41.770	14 -	42.023	19 -	41.687
5 -	41.844	10 -	41.943	15 -	52.078	20 -	41.380

EuroBOSS 2004
GRID - RACE 13

ROW
3

22 | HANSFORD

9 | RYSCHKA

ROW
2


11 | SMITH

31 | KILTY

ROW
1

3 | MANSELL

POLE



Weather / Track : Sunny / Dry
These results are provisional until the conclusion of any judicial and technical matters.

Brands Hatch
Circuit Length = 1.2262 miles.
Start: 12:43 End: 13:01

Clerk Of Course:	Stewards:	Timekeeper:
------------------	-----------	-------------

EuroBOSS 2004
WARM UP - RACE 13

POS	NO	CL	NAME	NAT	CAR	TIME	LAPS	GAP	MPH
1	3	BO	Scott MANSELL		Benetton B197 Judd V10	38.291	8		115.28
2	31	BF	Roger KILTY		Reynard 93D Cosworth AC	41.953	9	3.662	105.22
3	11	BO	Paul SMITH		Simtek S951 Ford H.B V8	42.094	4	3.803	104.86
4	9	BO	Joachim RYSCHKA		G-Force Indy Chevrolet V8	43.743	10	5.452	100.91
5	22	PM	Anthony HANSFORD		Footwork Arrows A11B	44.817	12	6.526	98.49

Weather / Track : Sunny / Dry
These results are provisional until the conclusion of any judicial and technical matters.

Brands Hatch
Circuit Length = 1.2262 miles.
Start: 10:44 End: 10:54

Clerk Of Course:	Stewards:	Timekeeper:
------------------	-----------	-------------

EuroBOSS 2004

FREE PRACTICE - LAP ANALYSIS

3	Scott MANSELL	Benetton B197 Judd V10		
1 -	3:53.877	6 -	47.055	
2 -	38.540	7 -	38.426	
3 -	39.509	8 -	38.291	
4 -	39.711			
5 -	2:18.842P			
9	Joachim RYSCHKA	G-Force Indy Chevrolet V8		
1 -	1:26.753	6 -	46.363	
2 -	49.529	7 -	43.908	
3 -	45.242	8 -	44.517	
4 -	45.018	9 -	43.818	
5 -	43.743	10 -	43.973	
11	Paul SMITH	Simtek S951 Ford H.B V8		
1 -	2:05.747			
2 -	42.806			
3 -	42.151			
4 -	42.094			
22	Anthony HANSFORD	Footwork Arrows A11B		
1 -	1:21.146	6 -	45.558	11 - 47.954
2 -	47.847	7 -	45.553	12 - 45.298
3 -	46.186	8 -	44.876	
4 -	45.371	9 -	44.817	
5 -	45.138	10 -	45.866	
31	Roger KILTY	Reynard 93D Cosworth AC		
1 -	1:21.521	6 -	48.603	
2 -	53.531	7 -	42.116	
3 -	42.532	8 -	51.993	
4 -	47.532	9 -	41.953	
5 -	41.981			

EuroBOSS 2004

RACE CLASSIFICATION - RACE 13

POS	NO	CL	NAME	NAT	CAR	TIME	LAPS	GAP	MPH	BEST
1	3	BO	Scott MANSELL		Benetton B197 Judd V10	17:00.359	24		103.89	38.032
2	11	BO	Paul SMITH		Simtek S951 Ford H.B V8	17:31.325	23	1 LAP	96.63	42.563
3	22	PM	Anthony HANSFORD		Footwork Arrows A11B	17:31.545	23	1 LAP	96.61	42.645
4	9	BO	Joachim RYSCHKA		G-Force Indy Chevrolet V8	17:36.249	23	1 LAP	96.18	43.669
5	31	BF	Roger KILTY		Reynard 93D Cosworth AC	17:24.326	22	2 LAPS	93.05	42.289
FASTEST LAP										
3	BO	Scott MANSELL	Benetton B197 Judd V10		38.032	4	116.06mph	186.79kph		
31	BF	Roger KILTY	Reynard 93D Cosworth AC		42.289	18	104.38mph	167.99kph		
22	PM	Anthony HANSFORD	Footwork Arrows A11B		42.645	19	103.51mph	166.58kph		

Weather / Track : Sunny / Dry
 These results are provisional until the conclusion of any judicial and technical matters.

Brands Hatch
 Circuit Length = 1.2262 miles.
 Start: 16:14 End: 16:31

Clerk Of Course:	Stewards:	Timekeeper:
------------------	-----------	-------------

EuroBOSS 2004
RACE CLASSIFICATION - RACE 13 - LAP CHART

Lap 1			Lap 2			Lap 3			Lap 4			Lap 5		
No	Behind	Laptime	No	Behind	Laptime	No	Behind	Laptime	No	Behind	Laptime	No	Behind	Laptime
3		44.221	3		38.253	3		38.768	3		38.032	3		38.358
11	4.157	48.378	11	8.467	42.563	31	1 LAP	1:05.442	31	1 LAP	43.009	31	1 LAP	43.120
22	7.064	51.285	22	13.405	44.594	11	12.860	43.161	11	18.235	43.407	11	23.921	44.044
9	14.652	58.873	9	20.938	44.539	22	17.784	43.147	22	22.767	43.015	22	27.774	43.365
31	16.465	1:00.686				9	26.701	44.531	9	32.503	43.834	9	38.160	44.015

EuroBOSS 2004

RACE CLASSIFICATION - RACE 13 - LAP CHART

(contd.)

Lap 6			Lap 7			Lap 8			Lap 9			Lap 10		
No	Behind	Laptime	No	Behind	Laptime	No	Behind	Laptime	No	Behind	Laptime	No	Behind	Laptime
3		38.429	3		40.779	3		38.616	3		40.971	3		42.083
31	1 LAP	43.336	9	1 LAP	44.871	9	1 LAP	43.947	9	1 LAP	43.887	22	1 LAP	45.204
11	29.231	43.739	31	1 LAP	43.275	31	1 LAP	43.158	31	1 LAP	43.295	9	1 LAP	43.890
22	32.705	43.360	11	32.106	43.654	11	37.385	43.895	11	40.825	44.411	31	1 LAP	43.108
			22	35.706	43.780	22	40.832	43.742						

EuroBOSS 2004

RACE CLASSIFICATION - RACE 13 - LAP CHART

(contd.)

Lap 11			Lap 12			Lap 13			Lap 14			Lap 15		
No	Behind	Laptime	No	Behind	Laptime	No	Behind	Laptime	No	Behind	Laptime	No	Behind	Laptime
3		41.456	3		40.184	3		38.612	3		39.942	3		53.919
11	1 LAP	45.888	11	1 LAP	44.063	11	1 LAP	43.773	11	1 LAP	44.099	31	2 LAPS	55.428
22	1 LAP	44.376	22	1 LAP	44.765	22	1 LAP	44.470	22	1 LAP	44.042	22	1 LAP	44.991
9	1 LAP	44.004	9	1 LAP	44.112	9	1 LAP	44.058	9	1 LAP	44.054	11	1 LAP	51.441
31	1 LAP	43.212	31	1 LAP	43.051	31	1 LAP	43.493				9	1 LAP	49.609

EuroBOSS 2004

RACE CLASSIFICATION - RACE 13 - LAP CHART

(contd.)

Lap 16			Lap 17			Lap 18			Lap 19			Lap 20		
No	Behind	Laptime	No	Behind	Laptime	No	Behind	Laptime	No	Behind	Laptime	No	Behind	Laptime
3		1:06.780	3		1:04.836	3		39.748	3		38.592	3		38.621
31	2 LAPS	1:07.496	31	2 LAPS	1:03.590	31	2 LAPS	44.074	31	2 LAPS	42.705	31	2 LAPS	42.289
11	1 LAP	56.585	11	1 LAP	1:02.854	11	1 LAP	44.369	11	1 LAP	43.312	11	1 LAP	43.188
22	1 LAP	59.559	22	1 LAP	1:02.419	22	1 LAP	44.795	22	1 LAP	43.864	22	1 LAP	42.645
9	1 LAP	47.703	9	1 LAP	1:01.391	9	1 LAP	45.352	9	1 LAP	43.738	9	1 LAP	44.074

EuroBOSS 2004

RACE CLASSIFICATION - RACE 13 - LAP CHART

(contd.)

Lap 21			Lap 22			Lap 23			Lap 24			Lap 25		
No	Behind	Laptime	No	Behind	Laptime	No	Behind	Laptime	No	Behind	Laptime	No	Behind	Laptime
3		40.001	3		39.394	3		39.600	3		40.164			
31	2 LAPS	42.523	31	2 LAPS	42.851	31	2 LAPS	42.639	31	2 LAPS	42.546			
11	1 LAP	43.239	11	1 LAP	43.484	11	1 LAP	43.388	11	1 LAP	44.390			
22	1 LAP	43.541	22	1 LAP	43.032	22	1 LAP	43.639	22	1 LAP	43.915			
9	1 LAP	43.669	9	1 LAP	43.947	9	1 LAP	43.805	9	1 LAP	44.346			

Fuelforce Classic Clubmans Championship

QUALIFYING - RACE 4

POS	NO	CL	NAME	NAT	CAR	TIME	LAPS	GAP	MPH
1	11	A	David CHILDS		Phantom P79	48.689	16		90.66
2	2	A	Ray HARPER		Phantom P79	48.708	18	0.019	90.62
3	3	A	Mike HICKSON		Mallock Mk 20B	49.409	18	0.720	89.34
4	34	A	Antony DENHAM		Doris CKM	50.044	17	1.355	88.20
5	30	A	Malcolm JACKSON		Mallock Mk 20B	50.182	14	1.493	87.96
6	91	E	Marcus BICKNELL		Mallock 26/27 SG	50.506	17	1.817	87.40
7	13	A	Darren GREEN		Mallock Mk 19	51.143	12	2.454	86.31
8	5	A	Gavin CHILDS		Gryphon C73/75	51.291	15	2.602	86.06
9	27	A	Finley BASON		Myers Special	51.733	14	3.044	85.32
10	99	E	Martin MANSELL		Phantom	51.816	17	3.127	85.19
11	66	B	Barry WEBB		Mallock 16 BW	51.977	17	3.288	84.92
12	90	D	Jared WOOD		Batten Mk 1	52.514	12	3.825	84.06
13	68	B	Dave FACER		Mallock Mk 18BW	52.539	17	3.850	84.02
14	93	D	Richard HYPHER		RAE Type E1	52.624	16	3.935	83.88
15	88	B	Peter CARTER		Mallock Mk 20B	52.768	16	4.079	83.65
16	44	B	Ian MITCHELL		IM Mk I	53.015	17	4.326	83.26
17	33	A	Graham ONION		Mallock 14E	53.494	17	4.805	82.52
18	69	B	Alan DAVENPORT		Mallock Mk 18	54.163	16	5.474	81.50
19	97	D	Alan WHITE-ALDWORTH		Mallock Mk 18	55.871	12	7.182	79.00
20	23	B	Philip O'HALLORAN		Mallock Mk 20B	58.759	5	10.070	75.12
21	60	B	Steven CHAPLIN		Mallock Mk 14	59.256	6	10.567	74.49
22	1	A	Peter HARPER		Mallock Mk 20b	6:40.538	1	5:51.849	11.02
23	82	D	Stephen CLAMP		DRAT F1300	7:31.164	3	6:42.475	9.78

Car No 1 - 1 lap only

Weather / Track : Sunny / Dry

These results are provisional until the conclusion of any judicial and technical matters.

Brands Hatch

Circuit Length = 1.2262 miles.

Start: 10:30 End: 10:45

Clerk Of Course:	Stewards:	Timekeeper:

Fuelforce Classic Clubmans Championship

QUALIFYING - LAP ANALYSIS

1	Peter HARPER						Mallock Mk 20b
1 - 6:40.538							
2	Ray HARPER						Phantom P79
1 - 1:10.289 6 - 52.505 11 - 49.714 16 - 49.033							
2 - 53.684 7 - 51.268 12 - 49.822 17 - 50.599							
3 - 53.488 8 - 51.094 13 - 49.406 18 - 48.708							
4 - 51.060 9 - 51.160 14 - 50.556							
5 - 50.511 10 - 49.765 15 - 50.271							
3	Mike HICKSON						Mallock Mk 20B
1 - 1:12.076 6 - 49.912 11 - 49.462 16 - 49.409							
2 - 56.358 7 - 49.674 12 - 50.232 17 - 49.474							
3 - 52.598 8 - 50.018 13 - 49.739 18 - 49.718							
4 - 52.450 9 - 50.069 14 - 49.556							
5 - 50.227 10 - 49.482 15 - 49.421							
5	Gavin CHILDS						Gryphon C73/75
1 - 2:01.601 6 - 53.897 11 - 51.740							
2 - 57.533 7 - 52.698 12 - 54.899							
3 - 53.516 8 - 54.367 13 - 51.291							
4 - 52.586 9 - 52.028 14 - 1:32.105P							
5 - 52.467 10 - 53.916 15 - 1:08.392							
11	David CHILDS						Phantom P79
1 - 1:48.472 6 - 51.899 11 - 49.341 16 - 48.689							
2 - 1:05.077 7 - 54.319 12 - 49.184							
3 - 1:02.424 8 - 57.437 13 - 49.444							
4 - 59.400 9 - 50.143 14 - 1:09.396							
5 - 54.987 10 - 49.978 15 - 50.319							
13	Darren GREEN						Mallock Mk 19
1 - 1:25.725 6 - 51.540 11 - 55.118							
2 - 56.579 7 - 51.143 12 - 51.332							
3 - 52.860 8 - 52.140							
4 - 53.971 9 - 52.874							
5 - 51.538 10 - 51.602							
23	Philip O'HALLORAN						Mallock Mk 20B
1 - 1:28.463							
2 - 1:02.306							
3 - 59.511							
4 - 58.795							
5 - 58.759							

Fuelforce Classic Clubmans Championship

QUALIFYING - LAP ANALYSIS

(contd.)

27	Finley BASON	Myers Special					
1 -	2:03.120	6 -	52.213	11 -	51.819		
2 -	57.450	7 -	52.237	12 -	51.733		
3 -	54.933	8 -	53.497	13 -	52.052		
4 -	52.968	9 -	53.178	14 -	53.196		
5 -	52.822	10 -	51.890				
30	Malcolm JACKSON	Mallock Mk 20B					
1 -	1:24.814	6 -	51.709	11 -	1:01.456		
2 -	55.782	7 -	51.007	12 -	1:06.319		
3 -	53.428	8 -	51.209	13 -	1:02.605		
4 -	51.868	9 -	51.879	14 -	50.182		
5 -	50.806	10 -	52.885				
33	Graham ONION	Mallock 14E					
1 -	1:13.358	6 -	54.107	11 -	54.332	16 -	54.347
2 -	56.982	7 -	53.596	12 -	53.572	17 -	53.494
3 -	54.966	8 -	54.143	13 -	56.989		
4 -	54.013	9 -	54.447	14 -	54.248		
5 -	54.795	10 -	55.087	15 -	54.887		
34	Antony DENHAM	Doris CKM					
1 -	1:29.833	6 -	51.717	11 -	50.156	16 -	50.044
2 -	1:01.222	7 -	51.597	12 -	52.008	17 -	55.056
3 -	53.850	8 -	51.210	13 -	52.785		
4 -	53.899	9 -	53.188	14 -	50.520		
5 -	53.734	10 -	51.101	15 -	50.414		
44	Ian MITCHELL	IM Mk I					
1 -	1:15.768	6 -	54.520	11 -	54.521	16 -	53.044
2 -	58.239	7 -	54.123	12 -	53.211	17 -	53.015
3 -	57.186	8 -	53.897	13 -	53.780		
4 -	55.429	9 -	56.860	14 -	54.814		
5 -	54.742	10 -	54.211	15 -	53.789		
60	Steven CHAPLIN	Mallock Mk 14					
1 -	1:24.674	6 -	4:34.613P				
2 -	1:01.218						
3 -	59.256						
4 -	6:09.373P						
5 -	1:06.916						
66	Barry WEBB	Mallock 16 BW					
1 -	1:10.959	6 -	53.158	11 -	55.221	16 -	51.977
2 -	58.502	7 -	52.512	12 -	52.037	17 -	52.629
3 -	55.051	8 -	52.583	13 -	52.107		
4 -	54.164	9 -	52.949	14 -	52.060		
5 -	53.750	10 -	53.236	15 -	51.985		

Fuelforce Classic Clubmans Championship

QUALIFYING - LAP ANALYSIS

(contd.)

68	Dave FACER						Mallock Mk 18BW				
1 -	1:21.392	6 -	52.996	11 -	53.611	16 -	53.078				
2 -	59.729	7 -	53.365	12 -	53.067	17 -	52.719				
3 -	56.605	8 -	52.911	13 -	52.539						
4 -	54.831	9 -	56.005	14 -	53.649						
5 -	53.424	10 -	53.624	15 -	52.660						
69	Alan DAVENPORT						Mallock Mk 18				
1 -	1:22.290	6 -	56.607	11 -	54.901	16 -	56.457				
2 -	1:00.916	7 -	55.788	12 -	54.408						
3 -	56.789	8 -	56.373	13 -	56.476						
4 -	58.182	9 -	54.968	14 -	55.041						
5 -	59.236	10 -	54.163	15 -	54.562						
82	Stephen CLAMP						DRAT F1300				
1 -	7:31.164										
2 -	1:52.471P										
3 -	4:01.368P										
88	Peter CARTER						Mallock Mk 20B				
1 -	1:16.730	6 -	52.885	11 -	57.784	16 -	52.768				
2 -	57.837	7 -	57.160	12 -	53.678						
3 -	59.243	8 -	53.400	13 -	53.189						
4 -	55.702	9 -	55.862	14 -	53.141						
5 -	54.340	10 -	53.795	15 -	53.411						
90	Jared WOOD						Batten Mk 1				
1 -	1:48.593	6 -	55.236	11 -	52.742						
2 -	58.380	7 -	55.140	12 -	52.514						
3 -	55.585	8 -	55.062								
4 -	55.235	9 -	56.223								
5 -	55.387	10 -	53.002								
91	Marcus BICKNELL						Mallock 26/27 SG				
1 -	1:42.229	6 -	51.998	11 -	51.944	16 -	52.323				
2 -	57.063	7 -	52.646	12 -	55.028	17 -	50.506				
3 -	53.405	8 -	51.212	13 -	51.622						
4 -	53.782	9 -	52.171	14 -	51.567						
5 -	52.306	10 -	51.241	15 -	51.641						
93	Richard HYPHER						RAE Type E1				
1 -	1:29.477	6 -	57.037	11 -	52.643	16 -	57.935				
2 -	1:01.973	7 -	55.952	12 -	53.237						
3 -	59.265	8 -	57.657	13 -	52.698						
4 -	59.284	9 -	53.855	14 -	54.224						
5 -	57.665	10 -	53.971	15 -	52.624						

Car No 1 - 1 lap only
Weather / Track : Sunny / Dry

Fuelforce Classic Clubmans Championship

QUALIFYING - LAP ANALYSIS

(contd.)

97	Alan WHITE-ALDORTH					Mallock Mk 18
1 -	2:09.868	6 -	57.268	11 -	1:00.182	
2 -	1:04.123	7 -	1:09.561	12 -	57.256	
3 -	1:03.846	8 -	57.475			
4 -	59.050	9 -	57.742			
5 -	58.082	10 -	55.871			
99	Martin MANSELL					Phantom
1 -	1:33.199	6 -	52.294	11 -	52.395	
2 -	56.040	7 -	52.511	12 -	52.448	
3 -	53.550	8 -	52.886	13 -	52.146	
4 -	55.419	9 -	54.160	14 -	53.165	
5 -	52.779	10 -	52.136	15 -	52.519	
				16 -	52.221	
				17 -	51.816	

Fuelforce Classic Clubmans Championship

GRID - RACE 4

ROW 12	82	CLAMP	7	POWELL
ROW 11	60	CHAPLIN	1	HARPER
ROW 10	97	WHITE-ALDWORTH	23	O'HALLORAN
ROW 9	33	ONION	69	DAVENPORT
ROW 8	88	CARTER	44	MITCHELL
ROW 7	68	FACER	93	HYPHER
ROW 6	66	WEBB	90	WOOD
ROW 5	27	BASON	99	MANSELL
ROW 4	13	GREEN	5	CHILDS
ROW 3	30	JACKSON	91	BICKNELL
ROW 2	3	HICKSON	34	DENHAM
ROW 1	11	CHILDS	2	HARPER
POLE				

Car No 1 - 1 lap only

Weather / Track : Sunny / Dry

These results are provisional until the conclusion of any judicial and technical matters.

Brands Hatch

Circuit Length = 1.2262 miles.

Start: 10:30 End: 10:45

Clerk Of Course:	Stewards:	Timekeeper:
------------------	-----------	-------------

Fuelforce Classic Clubmans Championship

RACE CLASSIFICATION - RACE 4

POS	NO	CL	NAME	NAT	CAR	TIME	LAPS	GAP	MPH	BEST
1	11	A	David CHILDS		Phantom P79	11:38.059	14		88.62	48.842
2	3	A	Mike HICKSON		Mallock Mk 20B	11:40.471	14	2.412	88.32	48.815
3	1	A	Peter HARPER		Mallock Mk 20b	11:47.227	14	9.168	87.48	48.598
4	30	A	Malcolm JACKSON		Mallock Mk 20B	11:52.555	14	14.496	86.82	49.564
5	34	A	Antony DENHAM		Doris CKM	11:59.107	14	21.048	86.03	50.208
6	2	A	Ray HARPER		Phantom P79	12:03.463	14	25.404	85.51	49.169
7	5	A	Gavin CHILDS		Gryphon C73/75	12:12.664	14	34.605	84.44	51.199
8	27	A	Finley BASON		Myers Special	12:13.193	14	35.134	84.38	51.233
9	99	E	Martin MANSELL		Phantom	12:21.117	14	43.058	83.48	51.349
10	33	A	Graham ONION		Mallock 14E	12:21.905	14	43.846	83.39	51.429
11	7	A	Reg POWELL		Pink Panther Gryphon C73	12:26.809	14	48.750	82.84	51.097
12	66	B	Barry WEBB		Mallock 16 BW	11:43.271	13	1 LAP	81.69	52.412
13	68	B	Dave FACER		Mallock Mk 18BW	11:50.205	13	1 LAP	80.89	52.719
14	88	B	Peter CARTER		Mallock Mk 20B	11:51.688	13	1 LAP	80.72	52.590
15	93	D	Richard HYPHER		RAE Type E1	11:52.275	13	1 LAP	80.66	51.606
16	91	E	Marcus BICKNELL		Mallock 26/27 SG	11:58.906	13	1 LAP	79.91	50.796
17	44	B	Ian MITCHELL		IM Mk I	12:04.643	13	1 LAP	79.28	52.936
18	69	B	Alan DAVENPORT		Mallock Mk 18	12:08.383	13	1 LAP	78.87	53.954
19	23	B	Philip O'HALLORAN		Mallock Mk 20B	11:52.163	12	2 LAPS	74.47	57.596
20	82	D	Stephen CLAMP		DRAT F1300	12:00.263	12	2 LAPS	73.63	58.162
21	90	D	Jared WOOD		Batten Mk 1	12:25.697	12	2 LAPS	71.12	53.081

NOT CLASSIFIED

97	D	Alan WHITE-ALDWORTH	Mallock Mk 18	11:19.609	11	D.N.F.	71.54	55.056
60	B	Steven CHAPLIN	Mallock Mk 14	8:27.338	9	D.N.F.	78.44	54.263
13	A	Darren GREEN	Mallock Mk 19	7:35.994	5	D.N.F.	48.55	51.547

FASTEST LAP

1	A	Peter HARPER	Mallock Mk 20b	48.598	7	90.83mph	146.18kph
91	E	Marcus BICKNELL	Mallock 26/27 SG	50.796	10	86.90mph	139.85kph
93	D	Richard HYPHER	RAE Type E1	51.606	13	85.53mph	137.66kph
66	B	Barry WEBB	Mallock 16 BW	52.412	12	84.22mph	135.54kph

Weather / Track : Sunny / Dry
 These results are provisional until the conclusion of any judicial and technical matters.

Brands Hatch
 Circuit Length = 1.2262 miles.
 Start: 15:01 End: 15:12

Clerk Of Course:	Stewards:	Timekeeper:
------------------	-----------	-------------

Fuelforce Classic Clubmans Championship

RACE CLASSIFICATION - RACE 4 - LAP CHART

Lap 1			Lap 2			Lap 3			Lap 4			Lap 5		
No	Behind	Laptime	No	Behind	Laptime	No	Behind	Laptime	No	Behind	Laptime	No	Behind	Laptime
11		56.287	11		49.163	11		50.647	11		49.052	11		48.986
2	0.759	57.046	3	1.454	49.126	3	0.481	49.674	3	0.808	49.379	3	1.081	49.259
3	1.491	57.778	30	4.187	50.744	97	1 LAP	1:00.035	30	4.571	49.824	30	5.422	49.837
34	2.393	58.680	34	4.700	51.470	30	3.799	50.259	1	7.661	50.259	1	7.551	48.876
30	2.606	58.893	5	5.413	51.291	34	5.038	50.985	34	7.840	51.854	34	9.945	51.091
5	3.285	59.572	13	5.885	51.547	5	6.217	51.451	5	9.930	52.765	5	12.404	51.460
13	3.501	59.788	1	7.451	50.689	1	6.454	49.650	97	1 LAP	58.423	2	13.722	50.846
27	4.421	1:00.708	27	7.452	52.194	13	7.010	51.772	27	11.818	51.830	27	14.922	52.090
91	4.785	1:01.072	91	7.958	52.336	27	9.040	52.235	2	11.862	50.676	97	1 LAP	57.391
99	5.104	1:01.391	99	9.473	53.532	91	10.008	52.697	99	17.293	54.983	99	20.379	52.072
1	5.925	1:02.212	2	10.536	58.940	2	10.238	50.349	33	17.538	53.613	33	21.048	52.496
66	6.873	1:03.160	33	11.551	53.124	99	11.362	52.536	66	19.406	53.377	66	23.403	52.983
33	7.590	1:03.877	66	11.938	54.228	33	12.977	52.073	93	19.738	53.056	93	23.726	52.974
93	7.783	1:04.070	93	13.129	54.509	66	15.081	53.790	90	21.599	53.497	90	25.694	53.081
90	8.620	1:04.907	90	14.094	54.637	93	15.734	53.252	68	22.220	53.526	7	26.076	52.656
68	9.487	1:05.774	68	14.749	54.425	90	17.154	53.707	7	22.406	52.326	68	27.009	53.775
44	10.048	1:06.335	44	15.315	54.430	68	17.746	53.644	44	23.898	54.665	44	27.990	53.078
88	10.532	1:06.819	7	16.427	54.894	44	18.285	53.617	88	24.742	53.291	88	28.817	53.061
7	10.696	1:06.983	88	16.514	55.145	7	19.132	53.352	60	27.005	54.263	60	32.886	54.867
60	10.837	1:07.124	60	17.535	55.861	88	20.503	54.636	69	29.874	54.428	69	35.108	54.220
69	12.961	1:09.248	69	20.274	56.476	60	21.794	54.906	23	39.896	58.255	23	48.506	57.596
23	13.104	1:09.391	23	22.986	59.045	69	24.498	54.871	82	41.977	59.551			
82	13.659	1:09.946	82	23.707	59.211	23	30.693	58.354	91	48.809	1:27.853			
97	41.028	1:37.315				82	31.478	58.418						

Fuelforce Classic Clubmans Championship
RACE CLASSIFICATION - RACE 4 - LAP CHART
 (contd.)

Lap 6			Lap 7			Lap 8			Lap 9			Lap 10		
No	Behind	Laptime	No	Behind	Laptime	No	Behind	Laptime	No	Behind	Laptime	No	Behind	Laptime
11		49.468	11		49.406	11		48.842	11		49.101	11		49.016
3	0.642	49.029	3	0.455	49.219	3	0.428	48.815	97	2 LAPS	59.492	93	1 LAP	53.356
82	1 LAP	58.807	91	1 LAP	51.606	1	6.882	49.273	60	1 LAP	54.536	3	2.048	49.560
91	1 LAP	52.282	30	6.326	50.214	91	1 LAP	50.989	3	1.504	50.177	44	1 LAP	55.499
30	5.518	49.564	1	6.451	48.598	30	8.489	51.005	69	1 LAP	55.673	60	1 LAP	55.422
1	7.259	49.176	23	1 LAP	58.279	34	13.644	50.454	13	4 LAPS	2:08.196P	69	1 LAP	54.717
34	11.230	50.753	34	12.032	50.208	23	1 LAP	57.956	1	7.368	49.587	1	9.103	50.751
5	14.388	51.452	82	1 LAP	1:01.158	5	19.893	51.342	30	9.206	49.818	97	2 LAPS	58.650
2	14.665	50.411	5	17.393	52.411	2	20.104	51.069	91	1 LAP	52.725	30	10.510	50.320
27	16.969	51.515	2	17.877	52.618	27	22.434	52.094	34	14.752	50.209	91	1 LAP	51.455
99	22.840	51.929	27	19.182	51.619	82	1 LAP	59.046	5	23.418	52.626	34	16.137	50.401
33	23.466	51.886	99	25.212	51.778	99	28.089	51.719	2	23.884	52.881	2	25.705	50.837
13	2 LAPS	2:44.691P	33	25.489	51.429	33	28.269	51.622	27	24.920	51.587	5	26.602	52.200
66	27.041	53.106	66	30.377	52.742	66	34.056	52.521	23	1 LAP	59.950	27	27.137	51.233
93	27.406	53.148	93	30.895	52.895	7	34.895	51.167	99	30.337	51.349	33	33.731	51.893
97	1 LAP	58.289	7	32.570	51.946	68	42.911	55.928	33	30.854	51.686	99	33.734	52.413
7	30.030	53.422	90	35.461	54.411	88	44.312	56.091	82	1 LAP	58.362	23	1 LAP	58.698
90	30.456	54.230	68	35.825	54.121	93	46.518	1:04.465	7	36.891	51.097	7	39.698	51.823
68	31.110	53.569	44	36.729	54.677	44	47.532	59.645	66	38.039	53.084	66	42.229	53.206
44	31.458	52.936	88	37.063	54.395	90	49.099	1:02.480	68	47.211	53.401	82	1 LAP	58.162
88	32.074	52.725	97	1 LAP	1:00.436				88	48.841	53.630			
60	38.571	55.153	60	44.371	55.206									
69	39.594	53.954	69	44.790	54.602									

Fuelforce Classic Clubmans Championship
RACE CLASSIFICATION - RACE 4 - LAP CHART
 (contd.)

Lap 11			Lap 12			Lap 13			Lap 14			Lap 15		
No	Behind	Laptime	No	Behind	Laptime	No	Behind	Laptime	No	Behind	Laptime	No	Behind	Laptime
11		49.234	11		49.937	11		49.776	11		49.144			
3	2.014	49.200	3	1.419	49.342	3	0.943	49.300	3	2.412	50.613			
68	1 LAP	53.052	82	2 LAPS	59.536	23	2 LAPS	58.121	66	1 LAP	56.116			
88	1 LAP	53.134	68	1 LAP	53.066	1	8.014	49.514	1	9.168	50.298			
93	1 LAP	52.826	88	1 LAP	53.052	68	1 LAP	52.719	68	1 LAP	53.205			
1	9.235	49.366	93	1 LAP	52.364	88	1 LAP	53.119	88	1 LAP	52.590			
44	1 LAP	54.141	1	8.276	48.978	93	1 LAP	53.754	23	2 LAPS	58.553			
30	12.181	50.905	30	12.976	50.732	82	2 LAPS	59.025	93	1 LAP	51.606			
69	1 LAP	55.232	44	1 LAP	55.975	30	13.251	50.051	30	14.496	50.389			
91	1 LAP	50.796	91	1 LAP	51.765	91	1 LAP	51.347	91	1 LAP	51.983			
34	17.383	50.480	34	18.385	50.939	34	19.687	51.078	34	21.048	50.505			
97	2 LAPS	57.393	69	1 LAP	56.210	44	1 LAP	54.908	82	2 LAPS	59.041			
90	2 LAPS	1:58.799P	97	2 LAPS	55.056	2	25.074	49.723	2	25.404	49.474			
2	25.895	49.424	2	25.127	49.169	69	1 LAP	54.650	44	1 LAP	54.737			
5	28.799	51.431	5	30.251	51.389	97	2 LAPS	57.129	69	1 LAP	54.102			
27	29.247	51.344	27	30.830	51.520	5	31.674	51.199	5	34.605	52.075			
99	36.651	52.151	90	2 LAPS	1:06.010	27	32.606	51.552	27	35.134	51.672			
33	36.836	52.339	99	38.206	51.492	99	40.430	52.000	99	43.058	51.772			
7	42.251	51.787	33	38.458	51.559	33	40.726	52.044	33	43.846	52.264			
66	45.541	52.546	7	44.383	52.069	90	2 LAPS	55.482	90	2 LAPS	54.456			
23	1 LAP	57.965	66	48.016	52.412	7	46.477	51.870	7	48.750	51.417			

Universal Racing Services Classic Formula Ford 2000 Championship QUALIFYING - RACE 5 - AMENDED

POS	NO	CL	NAME	NAT	CAR	TIME	LAPS	GAP	MPH
1	11	A	Judd COUPLAND		Van Diemen RF 82	49.831	22		88.58
2	1	A	Eddie WILKINS		Van Diemen RF 83	49.865	18	0.034	88.52
3	4	A	Oilly HANCOCK		Van Diemen RF 82	50.020	23	0.189	88.25
4	47	A	Nicholas PEARCE		Van Diemen RF 82	50.410	23	0.579	87.56
5	33	A	Phil WALKER		Van Diemen RF 82	50.526	23	0.695	87.36
6	20	A	Dave REES		Van Diemen RF 82	50.668	16	0.837	87.12
7	75	B	Colin WRIGHT		Reynard SF 79	50.960	14	1.129	86.62
8	66	A	Stuart BRODMANN		Van Diemen RF 81	50.977	21	1.146	86.59
9	21	B	Mark TERRY		Reynard SF 78	51.062	21	1.231	86.45
10	49	A	Stephen WONTNER		Van Diemen RF 83	51.131	23	1.300	86.33
11	50	B	Clive WOOD		Reynard SF 79	51.177	22	1.346	86.25
12	15	A	Nick BARNETT		Van Diemen RF 83	51.422	21	1.591	85.84
13	12	A	Andrew SMITH		Van Diemen RF 82	51.444	21	1.613	85.80
14	9	A	Julie CLARK		Van Diemen RF 82	51.503	6	1.672	85.71
15	67	A	Parnas KAKHIDZE		Van Diemen RF82	51.510	21	1.679	85.69
16	14	B	George LAMBTON		Reynard SF 79	52.055	19	2.224	84.80
17	28	B	Roger MARKS		Royale RP 27	52.084	22	2.253	84.75
18	29	A	Andrew LEVISTON		Van Diemen RF 82	52.085	17	2.254	84.75
19	46	A	Paul ALLEN		Van Diemen RF 81	52.193	18	2.362	84.57
20	45	A	Trevor ARKELL		Reynard SF 81	52.229	11	2.398	84.51
21	26	A	Derek WATLING		Van Diemen RF 82	52.503	22	2.672	84.07
22	27	B	Eric HOULT		Lola T580	52.619	17	2.788	83.89
23	79	B	Warren MOYE		Delta T79	52.788	19	2.957	83.62
24	48	A	Paul RIDER		Royale RP 30	53.071	21	3.240	83.17
25	5	A	John BUSBY		Van Diemen RF 82	53.497	13	3.666	82.51
26	54	B	Peter RICHARDS		Delta T79	54.598	14	4.767	80.85
27	98	A	Rod TOFT		Van Diemen RF 82	55.002	20	5.171	80.25
28	77	A	Martyn SNOAD		Van Diemen RF 82	59.306	3	9.475	74.43

Cars No 16 & 88 - Times disallowed - J.16.1. (e) (f) & J.16.2.

Weather / Track : Sunny / Dry

These results are provisional until the conclusion of any judicial and technical matters.

Brands Hatch

Circuit Length = 1.2262 miles.

Start: 10:52 End: 11:18

Clerk Of Course:	Stewards:	Timekeeper:
------------------	-----------	-------------

Universal Racing Services Classic Formula Ford 2000 Championship QUALIFYING - LAP ANALYSIS

1	Eddie WILKINS	Van Diemen RF 83							
1 -	5:44.087	6 -	51.073	11 -	50.497	16 -	52.261		
2 -	52.732	7 -	50.752	12 -	51.824	17 -	49.865		
3 -	7:44.590P	8 -	51.194	13 -	51.100	18 -	50.147		
4 -	58.576	9 -	50.293	14 -	50.073				
5 -	54.108	10 -	51.437	15 -	50.030				
4	Oilly HANCOCK	Van Diemen RF 82							
1 -	1:11.715	6 -	52.387	11 -	51.340	16 -	51.972	21 -	50.020
2 -	54.138	7 -	51.187	12 -	50.687	17 -	52.135	22 -	54.579
3 -	52.003	8 -	7:50.344P	13 -	50.559	18 -	50.038	23 -	53.403
4 -	50.507	9 -	56.628	14 -	51.411	19 -	50.430		
5 -	50.291	10 -	58.107	15 -	50.826	20 -	50.773		
5	John BUSBY	Van Diemen RF 82							
1 -	1:34.710	6 -	55.278	11 -	54.483				
2 -	1:01.809	7 -	8:21.465P	12 -	55.019				
3 -	56.136	8 -	1:04.137	13 -	53.497				
4 -	54.902	9 -	54.007						
5 -	59.130	10 -	55.323						
9	Julie CLARK	Van Diemen RF 82							
1 -	1:12.811	6 -	53.144						
2 -	54.398								
3 -	53.033								
4 -	52.131								
5 -	51.503								
11	Judd COUPLAND	Van Diemen RF 82							
1 -	1:51.984	6 -	50.534	11 -	50.460	16 -	50.038	21 -	50.072
2 -	56.093	7 -	51.527	12 -	50.900	17 -	56.332	22 -	50.396
3 -	50.508	8 -	7:56.541P	13 -	49.949	18 -	49.941		
4 -	51.930	9 -	56.153	14 -	50.371	19 -	49.831		
5 -	52.807	10 -	50.278	15 -	51.978	20 -	51.322		
12	Andrew SMITH	Van Diemen RF 82							
1 -	1:06.092	6 -	54.022	11 -	56.058	16 -	52.005	21 -	52.386
2 -	55.721	7 -	1:06.628	12 -	51.906	17 -	51.630		
3 -	56.816	8 -	7:24.596P	13 -	51.534	18 -	51.508		
4 -	52.715	9 -	54.978	14 -	51.826	19 -	51.444		
5 -	51.522	10 -	2:23.292P	15 -	51.781	20 -	51.499		

Reserves will be called in the following order 66 & 48
Weather / Track : Sunny / Dry

Universal Racing Services Classic Formula Ford 2000 Championship QUALIFYING - LAP ANALYSIS

(contd.)

14	George LAMBTON						Reynard SF 79
1 -	1:23.894	6 -	52.055	11 -	54.824	16 -	53.453
2 -	55.674	7 -	1:07.289	12 -	52.972	17 -	52.416
3 -	54.001	8 -	7:42.867P	13 -	53.020	18 -	53.733
4 -	52.953	9 -	1:04.268	14 -	53.524	19 -	53.940
5 -	52.614	10 -	53.416	15 -	52.784		
15	Nick BARNETT						Van Diemen RF 83
1 -	1:40.611	6 -	52.302	11 -	52.307	16 -	53.763
2 -	58.207	7 -	8:04.366P	12 -	51.778	17 -	51.827
3 -	56.076	8 -	59.298	13 -	51.691	18 -	51.884
4 -	54.629	9 -	54.504	14 -	54.935	19 -	51.422
5 -	56.262	10 -	52.253	15 -	53.154	20 -	51.798
16	Steve POPE						Reynard RF 79
1 -	1:16.578	6 -	53.130	11 -	52.646	16 -	52.836
2 -	55.144	7 -	52.831	12 -	52.444	17 -	54.269
3 -	53.479	8 -	7:46.049P	13 -	52.464	18 -	52.329
4 -	53.974	9 -	58.407	14 -	52.218	19 -	51.937
5 -	53.678	10 -	53.608	15 -	54.245	20 -	52.337
20	Dave REES						Van Diemen RF 82
1 -	1:22.478	6 -	51.327	11 -	50.982	16 -	51.153
2 -	53.302	7 -	52.834	12 -	50.904		
3 -	51.577	8 -	7:53.955P	13 -	1:12.003		
4 -	51.970	9 -	59.322	14 -	50.668		
5 -	52.596	10 -	55.566	15 -	50.903		
21	Mark TERRY						Reynard SF 78
1 -	1:56.713	6 -	51.861	11 -	52.477	16 -	54.134
2 -	55.338	7 -	8:16.178P	12 -	52.320	17 -	51.240
3 -	52.504	8 -	1:02.331	13 -	51.594	18 -	51.062
4 -	52.430	9 -	55.884	14 -	55.245	19 -	52.718
5 -	54.407	10 -	54.453	15 -	52.727	20 -	53.101
26	Derek WATLING						Van Diemen RF 82
1 -	1:34.860	6 -	55.100	11 -	53.173	16 -	53.879
2 -	1:00.743	7 -	55.771	12 -	53.956	17 -	57.659
3 -	53.776	8 -	7:19.703P	13 -	53.569	18 -	53.154
4 -	54.333	9 -	1:02.267	14 -	52.889	19 -	52.740
5 -	54.026	10 -	56.225	15 -	53.636	20 -	52.732

Reserves will be called in the following order 66 & 48
Weather / Track : Sunny / Dry

Brands Hatch
Circuit Length = 1.2262 miles.
Start: 10:52 End: 11:18

Universal Racing Services Classic Formula Ford 2000 Championship QUALIFYING - LAP ANALYSIS

(contd.)

27	Eric HOULT	Van Diemen RF 82						
1 -	5:03.633P	6 -	58.070	11 -	56.358	16 -	52.619	
2 -	1:10.523	7 -	55.042	12 -	54.060	17 -	54.325	
3 -	8:20.082P	8 -	54.737	13 -	53.077			
4 -	1:06.300	9 -	54.838	14 -	53.201			
5 -	56.148	10 -	54.905	15 -	53.205			
28	Roger MARKS	Royale RP 27						
1 -	1:11.199	6 -	55.317	11 -	52.936	16 -	53.844	
2 -	57.733	7 -	53.073	12 -	52.587	17 -	58.374	
3 -	54.893	8 -	7:40.070P	13 -	52.894	18 -	53.390	
4 -	53.965	9 -	1:00.745	14 -	52.577	19 -	52.541	
5 -	54.042	10 -	54.263	15 -	54.404	20 -	52.084	
29	Andrew LEVISTON	Van Diemen RF 82						
1 -	1:15.367	6 -	52.650	11 -	52.392	16 -	55.309	
2 -	55.739	7 -	54.172	12 -	54.165	17 -	52.085	
3 -	53.261	8 -	8:24.735	13 -	52.473			
4 -	52.724	9 -	53.209	14 -	53.340			
5 -	52.759	10 -	52.560	15 -	55.665			
33	Phil WALKER	Van Diemen RF 82						
1 -	1:11.496	6 -	53.477	11 -	52.357	16 -	52.298	
2 -	54.706	7 -	55.034	12 -	51.152	17 -	51.251	
3 -	52.556	8 -	7:47.677P	13 -	51.281	18 -	51.008	
4 -	51.839	9 -	1:00.778	14 -	50.526	19 -	56.084	
5 -	51.769	10 -	55.107	15 -	53.598	20 -	50.937	
45	Trevor ARKELL	Reynard SF 81						
1 -	1:35.021	6 -	53.148	11 -	52.746			
2 -	58.180	7 -	52.229					
3 -	53.559	8 -	7:11.622P					
4 -	53.693	9 -	58.258					
5 -	53.232	10 -	1:15.077					
46	Paul ALLEN	Van Diemen RF 81						
1 -	4:36.414	6 -	56.738	11 -	54.280	16 -	52.527	
2 -	56.247	7 -	53.833	12 -	54.314	17 -	53.406	
3 -	53.490	8 -	52.251	13 -	55.971	18 -	53.542	
4 -	7:51.159P	9 -	52.235	14 -	52.697			
5 -	59.347	10 -	52.193	15 -	52.494			

Reserves will be called in the following order 66 & 48
Weather / Track : Sunny / Dry

Universal Racing Services Classic Formula Ford 2000 Championship QUALIFYING - LAP ANALYSIS

(contd.)

47	Nicholas PEARCE	Van Diemen RF 82							
1 -	1:05.071	6 -	53.010	11 -	51.210	16 -	54.473	21 -	54.118
2 -	53.106	7 -	52.663	12 -	51.086	17 -	53.707	22 -	50.410
3 -	52.174	8 -	7:51.064P	13 -	53.168	18 -	51.289	23 -	50.487
4 -	51.379	9 -	56.880	14 -	51.127	19 -	50.833		
5 -	53.144	10 -	52.595	15 -	51.868	20 -	51.349		
48	Paul RIDER	R2		Royale RP 30					
1 -	1:32.030	6 -	54.625	11 -	54.867	16 -	55.454	21 -	53.071
2 -	59.364	7 -	8:08.182P	12 -	55.314	17 -	55.885		
3 -	57.382	8 -	1:01.514	13 -	54.082	18 -	53.216		
4 -	56.595	9 -	1:00.010	14 -	56.869	19 -	57.265		
5 -	55.730	10 -	54.119	15 -	55.288	20 -	53.518		
49	Stephen WONTNER	Van Diemen RF 83							
1 -	1:08.903	6 -	53.728	11 -	51.351	16 -	51.524	21 -	52.916
2 -	54.518	7 -	52.317	12 -	51.166	17 -	51.755	22 -	51.201
3 -	53.804	8 -	7:47.387P	13 -	51.356	18 -	56.919	23 -	53.756
4 -	52.919	9 -	58.105	14 -	51.131	19 -	51.285		
5 -	51.762	10 -	56.754	15 -	55.110	20 -	51.188		
50	Clive WOOD	Reynard SF 79							
1 -	1:34.344	6 -	54.302	11 -	51.937	16 -	54.021	21 -	52.133
2 -	57.120	7 -	54.636	12 -	52.651	17 -	54.432	22 -	51.177
3 -	54.309	8 -	7:06.762P	13 -	52.760	18 -	52.096		
4 -	54.312	9 -	55.255	14 -	52.206	19 -	51.503		
5 -	53.266	10 -	1:27.406	15 -	53.080	20 -	51.400		
54	Peter RICHARDS	Delta T79							
1 -	1:32.269	6 -	55.042	11 -	55.291				
2 -	1:05.374	7 -	X:00.000	12 -	56.334				
3 -	56.292	8 -	1:00.442	13 -	56.676				
4 -	57.683	9 -	1:01.967	14 -	54.598				
5 -	56.425	10 -	56.201						
66	Stuart BRODMANN	R1		Van Diemen RF 81					
1 -	2:33.662	6 -	52.180	11 -	52.221	16 -	52.013	21 -	50.977
2 -	54.129	7 -	7:33.730P	12 -	59.899	17 -	51.447		
3 -	52.912	8 -	1:02.559	13 -	51.301	18 -	55.811		
4 -	53.433	9 -	51.904	14 -	51.920	19 -	51.151		
5 -	53.120	10 -	56.793	15 -	52.085	20 -	52.405		

Reserves will be called in the following order 66 & 48
Weather / Track : Sunny / Dry

Brands Hatch
Circuit Length = 1.2262 miles.
Start: 10:52 End: 11:18

Universal Racing Services Classic Formula Ford 2000 Championship QUALIFYING - LAP ANALYSIS

(contd.)


67	Parnas KAKHIDZE	Van Diemen RF82									
1 -	1:58.302	6 -	57.131	11 -	52.626	16 -	53.692	21 -	53.946		
2 -	54.761	7 -	7:58.014P	12 -	53.077	17 -	51.808				
3 -	52.607	8 -	1:05.066	13 -	52.621	18 -	52.078				
4 -	53.168	9 -	56.529	14 -	52.778	19 -	51.510				
5 -	1:01.566	10 -	55.851	15 -	53.518	20 -	52.523				
75	Colin WRIGHT	Reynard SF 79									
1 -	1:11.211	6 -	52.798	11 -	51.560						
2 -	54.501	7 -	52.958	12 -	51.470						
3 -	54.144	8 -	7:44.997P	13 -	51.642						
4 -	53.303	9 -	58.422	14 -	50.960						
5 -	52.320	10 -	53.251								
77	Martyn SNOAD	Van Diemen RF 82									
1 -	1:24.179										
2 -	59.570										
3 -	59.306										
79	Warren MOYE	Delta T79									
1 -	1:28.079	6 -	1:03.402	11 -	54.193	16 -	53.234				
2 -	1:00.757	7 -	9:23.225P	12 -	53.913	17 -	54.579				
3 -	55.659	8 -	1:07.654	13 -	53.849	18 -	52.788				
4 -	56.046	9 -	56.115	14 -	54.726	19 -	53.289				
5 -	1:42.686P	10 -	55.645	15 -	52.794						
88	James RUSKIN	Van Diemen RF 82									
1 -	1:05.842	6 -	55.227	11 -	51.248	16 -	56.304	21 -	52.270		
2 -	56.552	7 -	51.762	12 -	51.452	17 -	51.604	22 -	51.299		
3 -	53.076	8 -	7:46.395P	13 -	51.759	18 -	54.346	23 -	50.886		
4 -	52.225	9 -	56.858	14 -	52.733	19 -	53.149				
5 -	52.549	10 -	54.216	15 -	52.041						
20 -	52.419										
98	Rod TOFT	Van Diemen RF 82									
1 -	1:31.756	6 -	58.722	11 -	56.825	16 -	55.888				
2 -	1:04.407	7 -	8:02.525P	12 -	56.578	17 -	55.002				
3 -	1:00.413	8 -	1:08.627	13 -	1:03.428	18 -	57.045				
4 -	1:01.604	9 -	57.625	14 -	57.073	19 -	57.317				
5 -	57.566	10 -	56.762	15 -	59.426	20 -	56.370				

Reserves will be called in the following order 66 & 48
Weather / Track : Sunny / Dry

Brands Hatch
Circuit Length = 1.2262 miles.
Start: 10:52 End: 11:18

Universal Racing Services Classic Formula Ford 2000 Championship

GRID - RACE 5 - AMENDED

ROW 14	98 TOFT	77 SNOAD
ROW 13	5 BUSBY	54 RICHARDS
ROW 12	79 MOYE	48 RIDER
ROW 11	26 WATLING	27 HOULT
ROW 10	46 ALLEN	45 ARKELL
ROW 9	28 MARKS	29 LEVISTON
ROW 8	67 KAKHIDZE	14 LAMBTON
ROW 7	12 SMITH	9 CLARK
ROW 6	50 WOOD	15 BARNETT
ROW 5	21 TERRY	49 WONTNER
ROW 4	75 WRIGHT	66 BRODMANN
ROW 3	33 WALKER	20 REES
ROW 2	4 HANCOCK	47 PEARCE
ROW 1	11 COUPLAND	1 WILKINS
POLE		
		

Reserves will be called in the following order - 88 & 16

Weather / Track : Sunny / Dry

These results are provisional until the conclusion of any judicial and technical matters.

Brands Hatch

Circuit Length = 1.2262 miles.

Start: 10:52 End: 11:18

Clerk Of Course:	Stewards:	Timekeeper:
------------------	-----------	-------------

Universal Racing Services Classic Formula Ford 2000 Championship

RACE CLASSIFICATION - RACE 5

POS	NO	CL	NAME	NAT	CAR	TIME	LAPS	GAP	MPH	BEST
1	11	A	Judd COUPLAND		Van Diemen RF 82	15:19.961	18		86.44	49.904
2	4	A	Oilly HANCOCK		Van Diemen RF 82	15:24.051	18	4.090	86.06	49.763
3	47	A	Nicholas PEARCE		Van Diemen RF 82	15:25.433	18	5.472	85.93	50.369
4	1	A	Eddie WILKINS		Van Diemen RF 83	15:27.095	18	7.134	85.77	49.728
5	33	A	Phil WALKER		Van Diemen RF 82	15:29.941	18	9.980	85.51	50.845
6	20	A	Dave REES		Van Diemen RF 82	15:31.515	18	11.554	85.37	50.788
7	21	B	Mark TERRY		Reynard SF 78	15:31.634	18	11.673	85.36	50.819
8	49	A	Stephen WONTNER		Van Diemen RF 83	15:35.846	18	15.885	84.97	50.848
9	50	B	Clive WOOD		Reynard SF 79	15:49.342	18	29.381	83.76	51.772
10	45	A	Trevor ARKELL		Reynard SF 81	15:50.988	18	31.027	83.62	51.355
11	29	A	Andrew LEVISTON		Van Diemen RF 82	15:56.610	18	36.649	83.13	51.713
12	67	A	Parnas KAKHIDZE		Van Diemen RF82	15:57.604	18	37.643	83.04	51.759
13	12	A	Andrew SMITH		Van Diemen RF 82	16:02.726	18	42.765	82.60	51.643
14	88	A	James RUSKIN		Van Diemen RF 82	16:06.040	18	46.079	82.32	51.105
15	46	A	Paul ALLEN		Van Diemen RF 81	16:09.897	18	49.936	81.99	52.393
16	27	B	Eric HOULT		Lola T580	15:25.022	17	1 LAP	81.19	52.733
17	15	A	Nick BARNETT		Van Diemen RF 83	15:26.658	17	1 LAP	81.05	51.998
18	79	B	Warren MOYE		Delta T79	15:29.280	17	1 LAP	80.82	52.658
19	77	A	Martyn SNOAD		Van Diemen RF 82	15:29.450	17	1 LAP	80.81	52.283
20	26	A	Derek WATLING		Van Diemen RF 82	15:29.814	17	1 LAP	80.78	52.691
21	14	B	George LAMBTON		Reynard SF 79	15:40.882	17	1 LAP	79.83	53.401
22	48	A	Paul RIDER		Royale RP 30	15:48.228	17	1 LAP	79.21	53.796
23	54	B	Peter RICHARDS		Delta T79	15:55.594	17	1 LAP	78.60	53.653
24	5	A	John BUSBY		Van Diemen RF 82	16:13.201	17	1 LAP	77.17	54.667
25	98	A	Rod TOFT		Van Diemen RF 82	15:27.590	16	2 LAPS	76.21	55.348

NOT CLASSIFIED

9	A	Julie CLARK	Van Diemen RF 82	12:21.027	14	D.N.F.	83.49	51.479
28	B	Roger MARKS	Royale RP 27	5:32.271	6	D.N.F.	79.91	52.666
66	A	Stuart BRODMANN	Van Diemen RF 81		0	D.N.F.	N/A	

FASTEST LAP

1	A	Eddie WILKINS	Van Diemen RF 83	49.728	13	88.76mph	142.86kph
21	B	Mark TERRY	Reynard SF 78	50.819	15	86.86mph	139.79kph

Weather / Track : Sunny / Dry
 These results are provisional until the conclusion of any judicial and technical matters.

Brands Hatch
 Circuit Length = 1.2262 miles.
 Start: 15:31 End: 15:46

Clerk Of Course:	Stewards:	Timekeeper:
------------------	-----------	-------------

Universal Racing Services Classic Formula Ford 2000 Championship

RACE CLASSIFICATION - RACE 5 - LAP CHART

Lap 1			Lap 2			Lap 3			Lap 4			Lap 5		
No	Behind	Laptime	No	Behind	Laptime	No	Behind	Laptime	No	Behind	Laptime	No	Behind	Laptime
1		56.954	1		50.890	1		51.020	1		51.218	1		50.406
11	0.092	57.046	11	0.237	51.035	11	0.082	50.865	4	0.843	51.726	4	0.640	50.203
4	0.750	57.704	4	0.553	50.693	4	0.335	50.802	11	1.368	52.504	11	1.043	50.081
47	1.273	58.227	47	1.268	50.885	47	0.729	50.481	47	1.670	52.159	47	1.896	50.632
33	2.043	58.997	33	3.085	51.932	33	3.365	51.300	33	3.304	51.157	33	4.004	51.106
20	2.590	59.544	20	3.449	51.749	20	3.977	51.548	20	4.290	51.531	20	5.306	51.422
21	3.348	1:00.302	21	3.730	51.272	21	4.187	51.477	21	4.381	51.412	21	5.484	51.509
50	4.504	1:01.458	50	6.328	52.714	49	8.291	52.386	49	8.474	51.401	49	9.410	51.342
15	5.520	1:02.474	49	6.925	51.960	50	8.710	53.402	50	9.789	52.297	50	11.420	52.037
49	5.855	1:02.809	12	8.038	52.735	12	9.379	52.361	12	10.279	52.118	12	12.010	52.137
12	6.193	1:03.147	9	8.346	52.807	9	9.907	52.581	9	10.818	52.129	9	12.600	52.188
9	6.429	1:03.383	67	8.981	52.726	67	10.562	52.601	67	11.588	52.244	67	13.543	52.361
67	7.145	1:04.099	14	10.639	53.712	29	12.012	52.306	29	13.576	52.782	29	15.540	52.370
14	7.817	1:04.771	29	10.726	53.529	45	12.580	52.678	45	13.969	52.607	45	15.646	52.083
29	8.087	1:05.041	45	10.922	53.615	27	13.593	53.340	27	15.407	53.032	27	18.256	53.255
45	8.197	1:05.151	27	11.273	53.273	14	14.786	55.167	28	16.812	52.924	28	19.117	52.711
46	8.826	1:05.780	46	11.908	53.972	28	15.106	53.770	14	17.742	54.174	46	20.188	52.854
27	8.890	1:05.844	28	12.356	53.686	46	15.470	54.582	46	17.740	53.488	14	21.809	54.473
28	9.560	1:06.514	79	14.147	54.410	79	16.907	53.780	79	19.598	53.909	79	22.608	53.416
79	10.627	1:07.581	26	14.658	54.401	77	20.255	54.898	77	24.106	55.069	88	25.997	52.125
26	11.147	1:08.101	77	16.377	54.176	26	21.928	58.290	88	24.278	53.007	77	27.466	53.766
48	12.654	1:09.608	48	17.996	56.232	88	22.489	53.455	26	25.322	54.612	26	29.025	54.109
77	13.091	1:10.045	54	18.986	56.263	48	22.943	55.967	15	26.281	54.310	15	29.475	53.600
54	13.613	1:10.567	15	19.816	1:05.186	15	23.189	54.393	48	27.701	55.976	48	31.645	54.350
98	15.454	1:12.408	88	20.054	52.254	54	25.384	57.418	54	29.442	55.276	54	34.094	55.058
88	18.690	1:15.644	98	22.417	57.853	98	28.249	56.852	98	32.749	55.718	98	38.338	55.995
5	19.083	1:16.037	5	24.410	56.217	5	29.710	56.320	5	33.159	54.667	5	38.519	55.766

Universal Racing Services Classic Formula Ford 2000 Championship

RACE CLASSIFICATION - RACE 5 - LAP CHART

(contd.)

Lap 6			Lap 7			Lap 8			Lap 9			Lap 10		
No	Behind	Laptime	No	Behind	Laptime	No	Behind	Laptime	No	Behind	Laptime	No	Behind	Laptime
1		50.591	1		50.398	1		50.381	4		50.813	11		50.330
4	0.221	50.172	4	0.292	50.469	4	0.206	50.295	11	0.429	50.921	1	0.639	50.373
11	0.526	50.074	11	0.502	50.374	11	0.527	50.406	1	1.025	52.044	4	0.812	51.571
47	1.907	50.602	47	2.021	50.512	47	2.289	50.649	47	2.604	51.334	47	2.214	50.369
33	4.709	51.296	33	5.513	51.202	33	6.655	51.523	5	1 LAP	57.442	33	7.360	51.565
20	5.503	50.788	20	6.242	51.137	21	7.337	51.105	98	1 LAP	59.006	20	8.424	51.580
21	6.104	51.211	21	6.613	50.907	20	7.382	51.521	33	6.554	50.918	21	8.559	51.597
49	10.319	51.500	49	11.193	51.272	49	11.919	51.107	20	7.603	51.240	5	1 LAP	56.945
50	12.763	51.934	50	14.449	52.084	50	16.160	52.092	21	7.721	51.403	49	12.923	51.446
12	13.552	52.133	12	15.378	52.224	12	16.707	51.710	49	12.236	51.336	98	1 LAP	1:00.016
9	13.901	51.892	9	15.798	52.295	9	17.474	52.057	50	16.935	51.794	50	18.945	52.769
67	15.098	52.146	67	16.527	51.827	67	18.070	51.924	12	17.331	51.643	9	20.215	52.814
45	17.148	52.093	45	18.223	51.473	45	19.674	51.832	9	18.160	51.705	12	20.228	53.656
29	18.064	53.115	29	20.141	52.475	29	22.111	52.351	67	18.810	51.759	67	20.669	52.618
27	20.566	52.901	46	25.203	53.611	46	27.522	52.700	45	20.288	51.633	45	21.239	51.710
28	21.192	52.666	27	29.442	59.274	27	32.879	53.818	29	23.420	52.328	29	24.769	52.108
46	21.990	52.393	14	30.209	55.988	88	32.882	52.618	46	29.023	52.520	46	30.696	52.432
14	24.619	53.401	88	30.645	54.056	14	34.773	54.945	88	33.768	51.905	88	34.634	51.625
79	25.062	53.045	79	31.001	56.337	79	34.905	54.285	27	35.336	53.476	27	37.900	53.323
88	26.987	51.581	77	34.047	53.508	77	37.205	53.539	79	37.705	53.819	79	39.604	52.658
77	30.937	54.062	26	34.619	53.616	15	37.352	53.003	15	38.833	52.500	15	40.207	52.133
26	31.401	52.967	15	34.730	53.370	26	38.075	53.837	77	39.653	53.467	77	41.794	52.900
15	31.758	52.874	48	39.642	54.524	48	43.057	53.796	14	39.757	56.003	26	42.122	52.809
48	35.516	54.462	54	41.968	54.395	54	45.601	54.014	26	40.072	53.016	14	44.455	55.457
54	37.971	54.468	98	48.568	55.348				48	46.223	54.185			
98	43.618	55.871	5	49.091	55.778				54	49.083	54.501			
5	43.711	55.783												

Universal Racing Services Classic Formula Ford 2000 Championship

RACE CLASSIFICATION - RACE 5 - LAP CHART

(contd.)

Lap 11			Lap 12			Lap 13			Lap 14			Lap 15		
No	Behind	Laptime	No	Behind	Laptime	No	Behind	Laptime	No	Behind	Laptime	No	Behind	Laptime
11		50.108	11		49.904	11		50.788	11		50.115	11		51.433
48	1 LAP	55.114	1	1.486	50.385	1	0.426	49.728	1	0.418	50.107	1	0.355	51.370
1	1.005	50.474	4	1.914	50.448	4	0.992	49.866	4	0.640	49.763	4	0.430	51.223
4	1.370	50.666	47	4.229	51.009	14	1 LAP	56.090	47	5.611	51.527	79	1 LAP	1:47.776
47	3.124	51.018	48	1 LAP	55.722	47	4.199	50.758	14	1 LAP	55.041	15	1 LAP	55.120
54	1 LAP	58.046	33	9.705	51.185	48	1 LAP	54.369	33	10.860	50.965	77	1 LAP	54.795
33	8.424	51.172	20	10.958	51.425	33	10.010	51.093	20	11.867	50.961	26	1 LAP	54.312
20	9.437	51.121	21	10.971	51.244	20	11.021	50.851	21	12.045	50.984	47	4.947	50.769
21	9.631	51.180	54	1 LAP	56.904	21	11.176	50.993	48	1 LAP	55.467	33	10.634	51.207
49	14.306	51.491	49	15.476	51.074	49	15.895	51.207	49	16.648	50.868	20	11.304	50.870
5	1 LAP	55.067	5	1 LAP	55.084	54	1 LAP	55.458	54	1 LAP	54.663	21	11.431	50.819
50	21.119	52.282	50	22.987	51.772	50	24.151	51.952	50	26.272	52.236	14	1 LAP	54.496
9	22.068	51.961	9	23.643	51.479	9	24.728	51.873	9	26.476	51.863	49	16.651	51.436
12	23.461	53.341	45	26.594	52.758	5	1 LAP	56.098	45	29.259	51.943	48	1 LAP	54.559
67	23.627	53.066	12	27.063	53.506	45	27.431	51.625	5	1 LAP	56.554	54	1 LAP	53.653
45	23.740	52.609	67	27.504	53.781	12	29.388	53.113	67	33.390	54.036	50	26.958	52.119
98	1 LAP	58.879	29	28.555	51.910	67	29.469	52.753	29	33.631	54.070	45	29.398	51.572
29	26.549	51.888	98	1 LAP	57.224	29	29.676	51.909	12	33.672	54.399	29	34.795	52.597
46	33.386	52.798	46	36.559	53.077	98	1 LAP	55.924	46	41.168	52.615	67	35.460	53.503
88	35.779	51.253	88	36.980	51.105	46	38.668	52.897	88	41.354	52.527	12	36.958	54.719
27	41.237	53.445	27	44.549	53.216	88	38.942	52.750	98	1 LAP	56.892	5	1 LAP	57.113
79	42.374	52.878	79	45.997	53.527	27	46.785	53.024	27	49.403	52.733	46	43.071	53.336
15	42.589	52.490	15	46.084	53.399	15	48.269	52.973				88	43.329	53.408
77	43.969	52.283	77	46.601	52.536	77	48.793	52.980				98	1 LAP	55.455
26	45.294	53.280	26	48.105	52.715	26	50.008	52.691						
14	48.401	54.054												

Universal Racing Services Classic Formula Ford 2000 Championship

RACE CLASSIFICATION - RACE 5 - LAP CHART

(contd.)

Lap 16			Lap 17			Lap 18			Lap 19			Lap 20		
No	Behind	Laptime	No	Behind	Laptime	No	Behind	Laptime	No	Behind	Laptime	No	Behind	Laptime
11		50.991	11		51.246	11		51.740						
27	1 LAP	54.191	98	2 LAPS	55.885	4	4.090	51.279						
79	1 LAP	53.423	27	1 LAP	53.146	27	1 LAP	53.731						
15	1 LAP	53.340	4	4.551	51.428	47	5.472	51.032						
4	4.369	54.930	47	6.180	51.915	15	1 LAP	51.998						
77	1 LAP	54.098	15	1 LAP	53.495	1	7.134	51.702						
47	5.511	51.555	1	7.172	52.300	98	2 LAPS	58.264						
1	6.118	56.754	79	1 LAP	55.216	79	1 LAP	53.220						
26	1 LAP	54.561	77	1 LAP	54.092	77	1 LAP	53.236						
33	10.488	50.845	26	1 LAP	53.544	26	1 LAP	52.953						
21	11.758	51.318	33	10.282	51.040	33	9.980	51.438						
20	11.765	51.452	20	11.774	51.255	20	11.554	51.520						
14	1 LAP	54.464	21	11.814	51.302	21	11.673	51.599						
49	16.754	51.094	49	16.777	51.269	49	15.885	50.848						
48	1 LAP	54.560	14	1 LAP	54.254	14	1 LAP	54.392						
50	28.173	52.206	48	1 LAP	54.902	48	1 LAP	54.435						
54	1 LAP	54.944	50	29.124	52.197	50	29.381	51.997						
45	30.268	51.861	45	31.412	52.390	45	31.027	51.355						
29	35.636	51.832	54	1 LAP	55.525	54	1 LAP	54.441						
67	36.497	52.028	29	36.103	51.713	29	36.649	52.286						
12	39.131	53.164	67	37.149	51.898	67	37.643	52.234						
5	1 LAP	55.311	12	41.164	53.279	12	42.765	53.341						
88	44.341	52.003	88	46.126	53.031	88	46.079	51.693						
46	45.243	53.163	46	49.013	55.016	46	49.936	52.663						
			5	1 LAP	57.504	5	1 LAP	55.515						

Mini Se7en Championship QUALIFYING - RACE 6 - AMENDED

POS	NO	CL	NAME	NAT	CAR	TIME	LAPS	GAP	MPH
1	4		Max HUNTER		Mini Se7en	1:00.194	11		73.33
2	21		James HALL		Mini Se7en	1:00.197	11	0.003	73.33
3	48		Lewis SELBY		Mini Se7en	1:00.210	11	0.016	73.31
4	20		Joe TANDY		Mini Se7en	1:00.216	10	0.022	73.30
5	6		Dave BANWELL		Mini Se7en	1:00.316	11	0.122	73.18
6	2		Andrew DEVINY		Mini Se7en	1:00.332	11	0.138	73.16
7	13		Graham EDWARDS		Mini Se7en	1:00.468	11	0.274	73.00
8	25		Dick HUNTER		Mini Se7en	1:00.715	3	0.521	72.70
9	8		Kane ASTIN		Mini Se7en	1:00.723	11	0.529	72.69
10	95		Alan LETTS		Mini Se7en	1:00.850	11	0.656	72.54
11	46		James HAYMAN		Mini Se7en	1:00.937	10	0.743	72.44
12	3		Geoff LETTS		Mini Se7en	1:00.938	11	0.744	72.44
13	51		Nick TANDY		Mini Se7en	1:00.972	11	0.778	72.39
14	5		Paul THOMPSON		Mini Se7en	1:01.135	11	0.941	72.20
15	82		Andrew RUTHVEN		Mini Se7en	1:01.320	9	1.126	71.98
16	36		Damon ASTIN		Mini Se7en	1:01.371	11	1.177	71.92
17	78		Paul McGARRY		Mini Se7en	1:01.426	11	1.232	71.86
18	84		Ian DEVINY		Mini Se7en	1:01.529	11	1.335	71.74
19	37		Gareth HUNT		Mini Se7en	1:01.616	11	1.422	71.64
20	70		Duncan EMMETT		Mini Se7en	1:01.674	11	1.480	71.57
21	43		Dave EDGECOMBE		Mini Se7en	1:01.722	11	1.528	71.51
22	44		Oli PERRETT		Mini Se7en	1:01.825	5	1.631	71.40
23	17		Steve WHITELEY		Mini Se7en	1:01.904	11	1.710	71.30
24	15		Steven BAKER		Mini Se7en	1:02.375	11	2.181	70.77
25	19		Graeme DAVIS		Mini Se7en	1:02.431	11	2.237	70.70
26	30		Alex MYALL		Mini Se7en	1:02.610	6	2.416	70.50
27	14		Mickey BRAY		Mini Se7en	1:03.105	11	2.911	69.95
28	57		Philip GILLIBRAND		Mini Se7en	1:03.588	10	3.394	69.42
29	39		Andy MILLER		Mini Se7en	1:03.937	11	3.743	69.04
30	60		Malcolm James KEAT		Mini Se7en	1:04.259	10	4.065	68.69
31	33		Geoff TAYLOR		Mini Se7en	1:07.417	10	7.223	65.47
32	35		Paul SPARK		Mini Se7en	1:10.355	2	10.161	62.74

Car No 18 - Times disallowed - J.16.1.(e) (f) & J.16.1.2.

Weather / Track : Sunny / Dry

These results are provisional until the conclusion of any judicial and technical matters.

Brands Hatch

Circuit Length = 1.2262 miles.

Start: 11:33 End: 11:44

Clerk Of Course:	Stewards:	Timekeeper:

Mini Se7en Championship QUALIFYING - LAP ANALYSIS

2	Andrew DEVINY	Mini Se7en
1 - 1:41.063	6 - 1:00.332	11 - 1:00.620
2 - 1:01.826	7 - 1:00.648	
3 - 1:00.433	8 - 1:00.771	
4 - 1:00.945	9 - 1:00.851	
5 - 1:00.596	10 - 1:01.380	
3	Geoff LETTS	Mini Se7en
1 - 1:37.103	6 - 1:02.017	11 - 1:01.395
2 - 1:01.441	7 - 1:01.773	
3 - 1:01.393	8 - 1:01.313	
4 - 1:01.386	9 - 1:00.938	
5 - 1:01.919	10 - 1:01.398	
4	Max HUNTER	Mini Se7en
1 - 1:29.927	6 - 1:00.194	11 - 1:00.495
2 - 1:02.643	7 - 1:00.360	
3 - 1:00.459	8 - 1:01.485	
4 - 1:01.170	9 - 1:03.801	
5 - 1:00.641	10 - 1:00.575	
5	Paul THOMPSON	Mini Se7en
1 - 1:18.618	6 - 1:02.208	11 - 1:01.440
2 - 1:07.797	7 - 1:01.135	
3 - 1:02.197	8 - 1:04.427	
4 - 1:01.670	9 - 1:01.932	
5 - 1:01.671	10 - 1:01.597	
6	Dave BANWELL	Mini Se7en
1 - 1:29.701	6 - 1:00.316	11 - 1:03.191
2 - 1:01.237	7 - 1:00.399	
3 - 1:01.257	8 - 1:00.818	
4 - 1:00.496	9 - 1:00.544	
5 - 1:00.562	10 - 1:10.675	
8	Kane ASTIN	Mini Se7en
1 - 1:08.269	6 - 1:01.991	11 - 1:01.168
2 - 1:02.580	7 - 1:01.276	
3 - 1:03.098	8 - 1:00.723	
4 - 1:02.541	9 - 1:00.900	
5 - 1:02.790	10 - 1:00.758	

Mini Se7en Championship QUALIFYING - LAP ANALYSIS

(contd.)

13	Graham EDWARDS	Mini Se7en
1 - 1:12.791	6 - 1:05.525	11 - 1:02.930
2 - 1:00.573	7 - 1:01.346	
3 - 1:01.722	8 - 1:00.999	
4 - 1:04.129	9 - 1:03.638	
5 - 1:00.468	10 - 1:07.875	
14	Mickey BRAY	Mini Se7en
1 - 1:29.877	6 - 1:03.575	11 - 1:04.139
2 - 1:05.804	7 - 1:03.105	
3 - 1:03.996	8 - 1:05.810	
4 - 1:03.780	9 - 1:04.956	
5 - 1:04.181	10 - 1:03.912	
15	Steven BAKER	Mini Se7en
1 - 1:15.491	6 - 1:03.102	11 - 1:03.142
2 - 1:17.244	7 - 1:03.144	
3 - 1:03.335	8 - 1:02.954	
4 - 1:03.363	9 - 1:02.375	
5 - 1:02.938	10 - 1:04.122	
17	Steve WHITELEY	Mini Se7en
1 - 1:14.992	6 - 1:03.180	11 - 1:01.904
2 - 1:04.504	7 - 1:02.771	
3 - 1:03.334	8 - 1:08.266	
4 - 1:02.093	9 - 1:04.924	
5 - 1:02.512	10 - 1:02.442	
18	Paul CLARK	Mini Se7en
1 - 1:11.916	6 - 1:00.477	11 - 1:01.726
2 - 1:00.743	7 - 1:01.082	
3 - 1:02.059	8 - 1:02.294	
4 - 1:02.169	9 - 1:01.364	
5 - 1:01.470	10 - 1:00.724	
19	Graeme DAVIS	Mini Se7en
1 - 1:15.231	6 - 1:03.164	11 - 1:02.438
2 - 1:03.131	7 - 1:03.200	
3 - 1:04.960	8 - 1:03.437	
4 - 1:03.608	9 - 1:02.916	
5 - 1:03.142	10 - 1:02.431	

Mini Se7en Championship QUALIFYING - LAP ANALYSIS

(contd.)

20	Joe TANDY	Mini Se7en
1 - 1:14.663	6 - 1:00.440	
2 - 1:00.762	7 - 1:00.553	
3 - 1:00.216	8 - 1:56.805P	
4 - 1:00.653	9 - 1:04.660	
5 - 1:00.607	10 - 1:01.002	
21	James HALL	Mini Se7en
1 - 1:09.387	6 - 1:09.635	11 - 1:00.197
2 - 1:02.337	7 - 1:00.547	
3 - 1:02.527	8 - 1:03.709	
4 - 1:06.791	9 - 1:00.617	
5 - 1:00.286	10 - 1:05.963	
25	Dick HUNTER	Mini Se7en
1 - 1:30.501		
2 - 1:02.658		
3 - 1:00.715		
30	Alex MYALL	Mini Se7en
1 - 1:44.228	6 - 1:02.610	
2 - 1:04.740		
3 - 1:05.687		
4 - 1:02.934		
5 - 1:03.451		
33	Geoff TAYLOR	Mini Se7en
1 - 1:38.263	6 - 1:10.391	
2 - 1:10.726	7 - 1:07.417	
3 - 1:10.071	8 - 1:08.796	
4 - 1:08.038	9 - 1:09.399	
5 - 1:09.879	10 - 1:10.222	
35	Paul SPARK	Mini Se7en
1 - X:00.000P		
2 - 1:10.355		

Mini Se7en Championship QUALIFYING - LAP ANALYSIS

(contd.)

36	Damon ASTIN	Mini Se7en
1 - 1:07.605	6 - 1:01.658	11 - 1:02.732
2 - 1:01.879	7 - 1:01.981	
3 - 1:02.744	8 - 1:01.731	
4 - 1:02.039	9 - 1:01.395	
5 - 1:01.671	10 - 1:01.371	
37	Gareth HUNT	Mini Se7en
1 - 1:21.010	6 - 1:02.227	11 - 1:02.297
2 - 1:06.849	7 - 1:02.646	
3 - 1:01.792	8 - 1:03.613	
4 - 1:01.616	9 - 1:02.217	
5 - 1:02.629	10 - 1:02.559	
39	Andy MILLER	Mini Se7en
1 - 1:22.214	6 - 1:04.770	11 - 1:05.574
2 - 1:08.491	7 - 1:03.937	
3 - 1:05.187	8 - 1:05.622	
4 - 1:04.906	9 - 1:04.882	
5 - 1:04.500	10 - 1:04.075	
43	Dave EDGECOMBE	Mini Se7en
1 - 1:45.855	6 - 1:02.535	11 - 1:02.549
2 - 1:03.351	7 - 1:02.563	
3 - 1:03.330	8 - 1:01.897	
4 - 1:01.785	9 - 1:01.722	
5 - 1:03.213	10 - 1:02.745	
44	Oli PERRETT	Mini Se7en
1 - 1:04.842		
2 - 1:01.868		
3 - 1:01.825		
4 - 1:01.852		
5 - 1:03.465		
46	James HAYMAN	Mini Se7en
1 - 1:44.989	6 - 1:01.701	
2 - 1:03.729	7 - 1:01.518	
3 - 1:14.247	8 - 1:03.288	
4 - 1:06.821	9 - 1:08.649	
5 - 1:01.566	10 - 1:00.937	

Mini Se7en Championship QUALIFYING - LAP ANALYSIS

(contd.)

48	Lewis SELBY	Mini Se7en
1 - 1:15.511	6 - 1:00.630	11 - 1:00.442
2 - 1:01.388	7 - 1:00.734	
3 - 1:00.210	8 - 1:00.382	
4 - 1:00.299	9 - 1:04.296	
5 - 1:01.334	10 - 1:03.558	
51	Nick TANDY	Mini Se7en
1 - 1:41.151	6 - 1:01.379	11 - 1:01.985
2 - 1:02.036	7 - 1:01.052	
3 - 1:05.407	8 - 1:03.120	
4 - 1:01.601	9 - 1:01.040	
5 - 1:01.509	10 - 1:00.972	
57	Philip GILLIBRAND	Mini Se7en
1 - 1:43.470	6 - 1:03.588	
2 - 1:05.055	7 - 1:05.779	
3 - 1:04.031	8 - 1:03.701	
4 - 1:03.703	9 - 1:04.048	
5 - 1:03.638	10 - 1:04.024	
60	Malcolm James KEAT	Mini Se7en
1 - 1:28.120	6 - 1:04.912	
2 - 1:09.321	7 - 1:04.573	
3 - 1:05.595	8 - 1:04.259	
4 - 1:05.922	9 - 1:04.701	
5 - 1:06.358	10 - 1:04.406	
70	Duncan EMMETT	Mini Se7en
1 - 1:31.205	6 - 1:02.014	11 - 1:04.378
2 - 1:02.617	7 - 1:01.704	
3 - 1:02.433	8 - 1:02.835	
4 - 1:01.674	9 - 1:02.314	
5 - 1:02.056	10 - 1:02.064	
78	Paul McGARRY	Mini Se7en
1 - 1:08.686	6 - 1:01.945	11 - 1:01.781
2 - 1:02.523	7 - 1:01.426	
3 - 1:02.944	8 - 1:03.997	
4 - 1:01.783	9 - 1:02.654	
5 - 1:03.109	10 - 1:02.312	

Mini Se7en Championship QUALIFYING - LAP ANALYSIS

(contd.)

82	Andrew RUTHVEN	Mini Se7en
1 - 1:44.002	6 - 1:01.735	
2 - 1:03.324	7 - 1:02.987	
3 - 1:02.487	8 - 1:02.514	
4 - 1:01.320	9 - 1:02.941	
5 - 1:01.992		
84	Ian DEVINY	Mini Se7en
1 - 1:16.316	6 - 1:02.412	11 - 1:01.529
2 - 1:12.757	7 - 1:02.740	
3 - 1:03.039	8 - 1:02.406	
4 - 1:03.292	9 - 1:02.280	
5 - 1:02.253	10 - 1:02.675	
95	Alan LETTS	Mini Se7en
1 - 1:34.585	6 - 1:01.452	11 - 1:03.040
2 - 1:03.845	7 - 1:01.583	
3 - 1:04.528	8 - 1:01.739	
4 - 1:02.039	9 - 1:01.749	
5 - 1:00.850	10 - 1:02.020	

Mini Se7en Championship QUALIFYING - LAP ANALYSIS

2	Andrew DEVINY	Mini Se7en
1 - 1:41.063	6 - 1:00.332	11 - 1:00.620
2 - 1:01.826	7 - 1:00.648	
3 - 1:00.433	8 - 1:00.771	
4 - 1:00.945	9 - 1:00.851	
5 - 1:00.596	10 - 1:01.380	
3	Geoff LETTS	Mini Se7en
1 - 1:37.103	6 - 1:02.017	11 - 1:01.395
2 - 1:01.441	7 - 1:01.773	
3 - 1:01.393	8 - 1:01.313	
4 - 1:01.386	9 - 1:00.938	
5 - 1:01.919	10 - 1:01.398	
4	Max HUNTER	Mini Se7en
1 - 1:29.927	6 - 1:00.194	11 - 1:00.495
2 - 1:02.643	7 - 1:00.360	
3 - 1:00.459	8 - 1:01.485	
4 - 1:01.170	9 - 1:03.801	
5 - 1:00.641	10 - 1:00.575	
5	Paul THOMPSON	Mini Se7en
1 - 1:18.618	6 - 1:02.208	11 - 1:01.440
2 - 1:07.797	7 - 1:01.135	
3 - 1:02.197	8 - 1:04.427	
4 - 1:01.670	9 - 1:01.932	
5 - 1:01.671	10 - 1:01.597	
6	Dave BANWELL	Mini Se7en
1 - 1:29.701	6 - 1:00.316	11 - 1:03.191
2 - 1:01.237	7 - 1:00.399	
3 - 1:01.257	8 - 1:00.818	
4 - 1:00.496	9 - 1:00.544	
5 - 1:00.562	10 - 1:10.675	
8	Kane ASTIN	Mini Se7en
1 - 1:08.269	6 - 1:01.991	11 - 1:01.168
2 - 1:02.580	7 - 1:01.276	
3 - 1:03.098	8 - 1:00.723	
4 - 1:02.541	9 - 1:00.900	
5 - 1:02.790	10 - 1:00.758	

Mini Se7en Championship QUALIFYING - LAP ANALYSIS

(contd.)

13	Graham EDWARDS	Mini Se7en
1 - 1:12.791	6 - 1:05.525	11 - 1:02.930
2 - 1:00.573	7 - 1:01.346	
3 - 1:01.722	8 - 1:00.999	
4 - 1:04.129	9 - 1:03.638	
5 - 1:00.468	10 - 1:07.875	
14	Mickey BRAY	Mini Se7en
1 - 1:29.877	6 - 1:03.575	11 - 1:04.139
2 - 1:05.804	7 - 1:03.105	
3 - 1:03.996	8 - 1:05.810	
4 - 1:03.780	9 - 1:04.956	
5 - 1:04.181	10 - 1:03.912	
15	Steven BAKER	Mini Se7en
1 - 1:15.491	6 - 1:03.102	11 - 1:03.142
2 - 1:17.244	7 - 1:03.144	
3 - 1:03.335	8 - 1:02.954	
4 - 1:03.363	9 - 1:02.375	
5 - 1:02.938	10 - 1:04.122	
17	Steve WHITELEY	Mini Se7en
1 - 1:14.992	6 - 1:03.180	11 - 1:01.904
2 - 1:04.504	7 - 1:02.771	
3 - 1:03.334	8 - 1:08.266	
4 - 1:02.093	9 - 1:04.924	
5 - 1:02.512	10 - 1:02.442	
18	Paul CLARK	Mini Se7en
1 - 1:11.916	6 - 1:00.477	11 - 1:01.726
2 - 1:00.743	7 - 1:01.082	
3 - 1:02.059	8 - 1:02.294	
4 - 1:02.169	9 - 1:01.364	
5 - 1:01.470	10 - 1:00.724	
19	Graeme DAVIS	Mini Se7en
1 - 1:15.231	6 - 1:03.164	11 - 1:02.438
2 - 1:03.131	7 - 1:03.200	
3 - 1:04.960	8 - 1:03.437	
4 - 1:03.608	9 - 1:02.916	
5 - 1:03.142	10 - 1:02.431	

Mini Se7en Championship QUALIFYING - LAP ANALYSIS

(contd.)

20	Joe TANDY	Mini Se7en
1 - 1:14.663	6 - 1:00.440	
2 - 1:00.762	7 - 1:00.553	
3 - 1:00.216	8 - 1:56.805P	
4 - 1:00.653	9 - 1:04.660	
5 - 1:00.607	10 - 1:01.002	
21	James HALL	Mini Se7en
1 - 1:09.387	6 - 1:09.635	11 - 1:00.197
2 - 1:02.337	7 - 1:00.547	
3 - 1:02.527	8 - 1:03.709	
4 - 1:06.791	9 - 1:00.617	
5 - 1:00.286	10 - 1:05.963	
25	Dick HUNTER	Mini Se7en
1 - 1:30.501		
2 - 1:02.658		
3 - 1:00.715		
30	Alex MYALL	Mini Se7en
1 - 1:44.228	6 - 1:02.610	
2 - 1:04.740		
3 - 1:05.687		
4 - 1:02.934		
5 - 1:03.451		
33	Geoff TAYLOR	Mini Se7en
1 - 1:38.263	6 - 1:10.391	
2 - 1:10.726	7 - 1:07.417	
3 - 1:10.071	8 - 1:08.796	
4 - 1:08.038	9 - 1:09.399	
5 - 1:09.879	10 - 1:10.222	
35	Paul SPARK	Mini Se7en
1 - X:00.000P		
2 - 1:10.355		

Mini Se7en Championship QUALIFYING - LAP ANALYSIS

(contd.)

36	Damon ASTIN	Mini Se7en
1 - 1:07.605	6 - 1:01.658	11 - 1:02.732
2 - 1:01.879	7 - 1:01.981	
3 - 1:02.744	8 - 1:01.731	
4 - 1:02.039	9 - 1:01.395	
5 - 1:01.671	10 - 1:01.371	
37	Gareth HUNT	Mini Se7en
1 - 1:21.010	6 - 1:02.227	11 - 1:02.297
2 - 1:06.849	7 - 1:02.646	
3 - 1:01.792	8 - 1:03.613	
4 - 1:01.616	9 - 1:02.217	
5 - 1:02.629	10 - 1:02.559	
39	Andy MILLER	Mini Se7en
1 - 1:22.214	6 - 1:04.770	11 - 1:05.574
2 - 1:08.491	7 - 1:03.937	
3 - 1:05.187	8 - 1:05.622	
4 - 1:04.906	9 - 1:04.882	
5 - 1:04.500	10 - 1:04.075	
43	Dave EDGECOMBE	Mini Se7en
1 - 1:45.855	6 - 1:02.535	11 - 1:02.549
2 - 1:03.351	7 - 1:02.563	
3 - 1:03.330	8 - 1:01.897	
4 - 1:01.785	9 - 1:01.722	
5 - 1:03.213	10 - 1:02.745	
44	Oli PERRETT	Mini Se7en
1 - 1:04.842		
2 - 1:01.868		
3 - 1:01.825		
4 - 1:01.852		
5 - 1:03.465		
46	James HAYMAN	Mini Se7en
1 - 1:44.989	6 - 1:01.701	
2 - 1:03.729	7 - 1:01.518	
3 - 1:14.247	8 - 1:03.288	
4 - 1:06.821	9 - 1:08.649	
5 - 1:01.566	10 - 1:00.937	

Mini Se7en Championship QUALIFYING - LAP ANALYSIS

(contd.)

48	Lewis SELBY	Mini Se7en
1 - 1:15.511	6 - 1:00.630	11 - 1:00.442
2 - 1:01.388	7 - 1:00.734	
3 - 1:00.210	8 - 1:00.382	
4 - 1:00.299	9 - 1:04.296	
5 - 1:01.334	10 - 1:03.558	
51	Nick TANDY	Mini Se7en
1 - 1:41.151	6 - 1:01.379	11 - 1:01.985
2 - 1:02.036	7 - 1:01.052	
3 - 1:05.407	8 - 1:03.120	
4 - 1:01.601	9 - 1:01.040	
5 - 1:01.509	10 - 1:00.972	
57	Philip GILLIBRAND	Mini Se7en
1 - 1:43.470	6 - 1:03.588	
2 - 1:05.055	7 - 1:05.779	
3 - 1:04.031	8 - 1:03.701	
4 - 1:03.703	9 - 1:04.048	
5 - 1:03.638	10 - 1:04.024	
60	Malcolm James KEAT	Mini Se7en
1 - 1:28.120	6 - 1:04.912	
2 - 1:09.321	7 - 1:04.573	
3 - 1:05.595	8 - 1:04.259	
4 - 1:05.922	9 - 1:04.701	
5 - 1:06.358	10 - 1:04.406	
70	Duncan EMMETT	Mini Se7en
1 - 1:31.205	6 - 1:02.014	11 - 1:04.378
2 - 1:02.617	7 - 1:01.704	
3 - 1:02.433	8 - 1:02.835	
4 - 1:01.674	9 - 1:02.314	
5 - 1:02.056	10 - 1:02.064	
78	Paul McGARRY	Mini Se7en
1 - 1:08.686	6 - 1:01.945	11 - 1:01.781
2 - 1:02.523	7 - 1:01.426	
3 - 1:02.944	8 - 1:03.997	
4 - 1:01.783	9 - 1:02.654	
5 - 1:03.109	10 - 1:02.312	

Mini Se7en Championship QUALIFYING - LAP ANALYSIS

(contd.)

82	Andrew RUTHVEN	Mini Se7en
1 - 1:44.002	6 - 1:01.735	
2 - 1:03.324	7 - 1:02.987	
3 - 1:02.487	8 - 1:02.514	
4 - 1:01.320	9 - 1:02.941	
5 - 1:01.992		
84	Ian DEVINY	Mini Se7en
1 - 1:16.316	6 - 1:02.412	11 - 1:01.529
2 - 1:12.757	7 - 1:02.740	
3 - 1:03.039	8 - 1:02.406	
4 - 1:03.292	9 - 1:02.280	
5 - 1:02.253	10 - 1:02.675	
95	Alan LETTS	Mini Se7en
1 - 1:34.585	6 - 1:01.452	11 - 1:03.040
2 - 1:03.845	7 - 1:01.583	
3 - 1:04.528	8 - 1:01.739	
4 - 1:02.039	9 - 1:01.749	
5 - 1:00.850	10 - 1:02.020	

Mini Se7en Championship

GRID - RACE 6 - AMENDED

ROW 15	39 MILLER	60 KEAT
ROW 14	14 BRAY	57 GILLIBRAND
ROW 13	19 DAVIS	30 MYALL
ROW 12	17 WHITELEY	15 BAKER
ROW 11	43 EDGECOMBE	44 PERRETT
ROW 10	37 HUNT	70 EMMETT
ROW 9	78 MCGARRY	84 DEVINY
ROW 8	82 RUTHVEN	36 ASTIN
ROW 7	51 TANDY	5 THOMPSON
ROW 6	46 HAYMAN	3 LETTS
ROW 5	8 ASTIN	95 LETTS
ROW 4	13 EDWARDS	25 HUNTER
ROW 3	6 BANWELL	2 DEVINY
ROW 2	48 SELBY	20 TANDY
ROW 1	4 HUNTER	21 HALL
	POLE	

Reserves will be called in following order 33, 35 & 18.

Weather / Track : Sunny / Dry

These results are provisional until the conclusion of any judicial and technical matters.

Brands Hatch

Circuit Length = 1.2262 miles.

Start: 11:33 End: 11:44

Clerk Of Course:	Stewards:	Timekeeper:
------------------	-----------	-------------

Mini Se7en Championship

RACE CLASSIFICATION - RACE 6

POS	NO	CL	NAME	NAT	CAR	TIME	LAPS	GAP	MPH	BEST
1	20		Joe TANDY		Mini Se7en	14:17.598	14		72.14	1:00.246
2	21		James HALL		Mini Se7en	14:18.160	14	0.562	72.09	1:00.038
3	6		Dave BANWELL		Mini Se7en	14:18.180	14	0.582	72.09	1:00.342
4	4		Max HUNTER		Mini Se7en	14:18.273	14	0.675	72.08	1:00.165
5	2		Andrew DEVINY		Mini Se7en	14:18.283	14	0.685	72.08	1:00.215
6	13		Graham EDWARDS		Mini Se7en	14:26.318	14	8.720	71.41	1:00.356
7	51		Nick TANDY		Mini Se7en	14:27.240	14	9.642	71.33	1:00.224
8	8		Kane ASTIN		Mini Se7en	14:28.441	14	10.843	71.24	1:00.415
9	5		Paul THOMPSON		Mini Se7en	14:28.776	14	11.178	71.21	1:00.629
10	78		Paul McGARRY		Mini Se7en	14:33.823	14	16.225	70.80	1:01.223
11	95		Alan LETTS		Mini Se7en	14:38.410	14	20.812	70.43	1:00.563
12	17		Steve WHITELEY		Mini Se7en	14:38.689	14	21.091	70.41	1:01.336
13	82		Andrew RUTHVEN		Mini Se7en	14:42.439	14	24.841	70.11	1:01.735
14	70		Duncan EMMETT		Mini Se7en	14:45.566	14	27.968	69.86	1:01.773
15	37		Gareth HUNT		Mini Se7en	14:46.022	14	28.424	69.82	1:01.755
16	36		Damon ASTIN		Mini Se7en	14:47.766	14	30.168	69.69	1:00.938
17	14		Mickey BRAY		Mini Se7en	14:47.817	14	30.219	69.68	1:01.552
18	15		Steven BAKER		Mini Se7en	14:52.879	14	35.281	69.29	1:02.023
19	19		Graeme DAVIS		Mini Se7en	14:53.581	14	35.983	69.23	1:02.255
20	57		Philip GILLIBRAND		Mini Se7en	15:16.572	14	58.974	67.50	1:03.192
21	60		Malcolm James KEAT		Mini Se7en	15:19.285	14	1:01.687	67.30	1:03.884
22	33		Geoff TAYLOR		Mini Se7en	15:08.795	13		63.22	1:07.698

NOT CLASSIFIED

39			Andy MILLER		Mini Se7en	14:16.264	13	D.N.F.	67.09	1:03.410
44			Oli PERRETT		Mini Se7en	9:32.640	9	D.N.F.	69.49	1:01.011
43			Dave EDGECOMBE		Mini Se7en	7:43.655	7	D.N.F.	66.79	1:01.914
84			Ian DEVINY		Mini Se7en	6:40.293	6	D.N.F.	66.33	1:03.186
30			Alex MYALL		Mini Se7en	6:15.702	5	D.N.F.	58.92	1:03.579
48			Lewis SELBY		Mini Se7en	4:10.295	4	D.N.F.	70.81	1:00.354
46			James HAYMAN		Mini Se7en	3:16.432	3	D.N.F.	67.76	1:02.166
3			Geoff LETTS		Mini Se7en	1:10.586	1	D.N.F.	63.49	1:10.586

FASTEST LAP

21			James HALL		Mini Se7en	1:00.038	2	73.52mph	118.32kph
----	--	--	------------	--	------------	----------	---	----------	-----------

Weather / Track : Sunny / Dry

These results are provisional until the conclusion of any judicial and technical matters.

Brands Hatch

Circuit Length = 1.2262 miles.

Start: 16:00 End: 16:15

Clerk Of Course:	Stewards:	Timekeeper:
------------------	-----------	-------------

Mini Se7en Championship

RACE CLASSIFICATION - RACE 6 - LAP CHART

Lap 1			Lap 2			Lap 3			Lap 4			Lap 5		
No	Behind	Laptime	No	Behind	Laptime	No	Behind	Laptime	No	Behind	Laptime	No	Behind	Laptime
4		1:08.091	4		1:00.582	21		1:00.172	21		1:00.685	4		1:00.591
21	0.657	1:08.748	21	0.113	1:00.038	4	0.135	1:00.420	4	0.265	1:00.815	21	0.054	1:00.910
48	0.659	1:08.750	48	0.563	1:00.486	48	0.632	1:00.354	48	0.652	1:00.705	20	0.352	1:00.246
20	0.962	1:09.053	20	0.843	1:00.463	20	1.057	1:00.499	20	0.962	1:00.590	6	0.719	1:00.416
6	1.257	1:09.348	6	1.095	1:00.420	6	1.152	1:00.342	6	1.159	1:00.692	2	0.950	1:00.388
2	1.477	1:09.568	2	1.423	1:00.528	2	1.517	1:00.379	2	1.418	1:00.586	51	2.754	1:00.532
95	2.085	1:10.176	95	2.066	1:00.563	95	2.433	1:00.652	51	3.078	1:00.224	13	3.270	1:00.736
3	2.495	1:10.586	13	3.167	1:00.862	13	3.508	1:00.626	95	3.274	1:01.526	95	5.236	1:02.818
46	2.666	1:10.757	51	3.470	1:01.388	51	3.539	1:00.354	13	3.390	1:00.567	78	6.835	1:01.395
51	2.664	1:10.755	46	4.250	1:02.166	78	5.726	1:01.375	78	6.296	1:01.255	8	7.946	1:02.122
13	2.887	1:10.978	78	4.636	1:01.993	44	6.214	1:01.135	44	6.540	1:01.011	44	8.517	1:02.833
78	3.225	1:11.316	44	5.364	1:02.061	8	6.365	1:01.171	8	6.680	1:01.000	5	8.522	1:02.444
8	3.484	1:11.575	8	5.479	1:02.577	5	6.739	1:01.225	5	6.934	1:00.880	70	10.398	1:02.365
44	3.885	1:11.976	5	5.799	1:02.333	46	7.474	1:03.509	70	8.889	1:01.874	17	11.543	1:01.689
5	4.048	1:12.139	70	6.212	1:01.901	70	7.700	1:01.773	82	9.395	1:01.735	82	11.545	1:03.006
82	4.353	1:12.444	82	6.468	1:02.697	82	8.345	1:02.162	17	10.710	1:01.694	15	15.697	1:03.820
70	4.893	1:12.984	36	6.611	1:02.044	17	9.701	1:02.938	43	12.363	1:03.250	43	16.971	1:05.464
36	5.149	1:13.240	17	7.048	1:02.140	43	9.798	1:02.633	15	12.733	1:02.288	37	17.444	1:02.235
17	5.490	1:13.581	43	7.450	1:01.914	15	11.130	1:02.440	37	16.065	1:02.631	14	18.561	1:02.232
43	6.118	1:14.209	15	8.975	1:02.453	37	14.119	1:03.473	14	17.185	1:02.392	19	19.355	1:02.440
15	7.104	1:15.195	37	10.931	1:03.892	14	15.478	1:03.765	19	17.771	1:02.354	36	20.607	1:01.511
37	7.621	1:15.712	30	11.496	1:03.579	19	16.102	1:03.070	36	19.952	1:02.692	57	25.172	1:04.919
30	8.499	1:16.590	14	11.998	1:02.556	30	17.323	1:06.112	30	20.249	1:03.611	84	25.881	1:05.391
14	10.024	1:18.115	19	13.317	1:03.112	36	17.945	1:11.619	57	21.109	1:03.676	39	26.953	1:05.115
19	10.787	1:18.878	57	14.181	1:03.704	57	18.118	1:04.222	84	21.346	1:03.186	60	27.717	1:04.410
57	11.059	1:19.150	84	15.093	1:04.072	84	18.845	1:04.037	39	22.694	1:03.410	33	45.592	1:10.666
39	11.457	1:19.548	39	15.742	1:04.867	39	19.969	1:04.512	60	24.163	1:03.958			
84	11.603	1:19.694	60	16.245	1:04.648	60	20.890	1:04.930	33	35.782	1:08.036			
60	12.179	1:20.270	33	20.815	1:08.082	33	28.431	1:07.901						
33	13.315	1:21.406												

Mini Se7en Championship
RACE CLASSIFICATION - RACE 6 - LAP CHART
 (contd.)

Lap 6			Lap 7			Lap 8			Lap 9			Lap 10		
No	Behind	Laptime	No	Behind	Laptime	No	Behind	Laptime	No	Behind	Laptime	No	Behind	Laptime
21		1:00.287	21		1:00.282	4		1:00.431	4		1:00.715	20		1:00.882
4	0.557	1:00.898	4	0.440	1:00.165	21	0.309	1:01.180	20	0.030	1:00.426	4	0.023	1:00.935
20	0.796	1:00.785	20	0.857	1:00.343	20	0.319	1:00.333	21	0.149	1:00.555	21	0.105	1:00.868
6	1.024	1:00.646	6	1.185	1:00.443	6	0.976	1:00.662	6	0.634	1:00.373	6	0.842	1:01.120
2	1.240	1:00.631	2	1.291	1:00.333	2	1.199	1:00.779	2	0.699	1:00.215	2	0.862	1:01.075
51	2.657	1:00.244	51	2.874	1:00.499	51	2.379	1:00.376	51	2.238	1:00.574	51	2.359	1:01.033
13	3.285	1:00.356	13	3.749	1:00.746	33	1 LAP	1:10.018	13	4.168	1:01.169	13	4.326	1:01.070
30	1 LAP	1:45.810P	78	9.385	1:01.950	13	3.714	1:00.836	8	10.604	1:01.138	8	10.714	1:01.022
95	7.127	1:02.232	95	9.557	1:02.712	8	10.181	1:01.476	78	11.428	1:01.498	5	11.549	1:00.857
78	7.717	1:01.223	8	9.576	1:01.838	78	10.645	1:02.131	5	11.604	1:01.534	78	12.324	1:01.808
8	8.020	1:00.415	5	9.746	1:01.215	5	10.785	1:01.910	33	1 LAP	1:09.861	95	13.662	1:01.934
5	8.813	1:00.632	44	11.782	1:01.941	95	11.720	1:03.034	95	12.640	1:01.635	17	17.314	1:02.330
44	10.123	1:01.947	17	14.219	1:01.542	44	13.992	1:03.081	17	15.896	1:01.927	82	19.750	1:02.210
70	12.662	1:02.605	82	15.384	1:02.098	17	14.684	1:01.336	82	18.452	1:01.998	33	1 LAP	1:09.621
17	12.959	1:01.757	70	15.382	1:03.002	82	17.169	1:02.656	70	19.499	1:02.998	70	21.356	1:02.769
82	13.568	1:02.364	15	20.288	1:02.892	70	17.216	1:02.705	44	19.932	1:06.655	37	24.060	1:02.075
15	17.678	1:02.322	37	20.429	1:01.840	37	21.720	1:02.162	37	22.897	1:01.892	14	26.182	1:01.758
37	18.871	1:01.768	14	21.737	1:01.855	15	22.409	1:02.992	14	25.336	1:03.283	36	26.583	1:01.687
14	20.164	1:01.944	36	23.726	1:01.828	14	22.768	1:01.902	36	25.808	1:02.730	15	27.788	1:02.023
36	22.180	1:01.914	19	24.292	1:02.255	36	23.793	1:00.938	15	26.677	1:04.983	19	29.747	1:02.540
19	22.319	1:03.305	57	31.726	1:03.810	19	26.367	1:02.946	19	28.119	1:02.467	57	40.913	1:04.728
43	24.378	1:07.748	43	32.533	1:08.437	57	34.047	1:03.192	57	37.097	1:03.765	39	42.346	1:03.898
57	28.198	1:03.367	39	33.407	1:03.620	39	36.409	1:03.873	39	39.360	1:03.666	60	47.478	1:04.727
84	29.453	1:03.913	60	36.352	1:05.374	60	39.919	1:04.438	60	43.663	1:04.459			
39	30.069	1:03.457												
60	31.260	1:03.884												
33	54.340	1:09.089												


Mini Se7en Championship
RACE CLASSIFICATION - RACE 6 - LAP CHART
 (contd.)

Lap 11			Lap 12			Lap 13			Lap 14			Lap 15		
No	Behind	Laptime	No	Behind	Laptime	No	Behind	Laptime	No	Behind	Laptime	No	Behind	Laptime
4		1:00.912	20		1:00.887	20		1:00.998	20		1:01.043			
20	0.115	1:01.050	21	0.075	1:00.700	4	0.008	1:00.960	21	0.562	1:01.306			
21	0.377	1:01.207	4	0.046	1:01.048	21	0.299	1:01.222	6	0.582	1:01.075			
2	0.741	1:00.814	6	0.671	1:00.668	6	0.550	1:00.877	4	0.675	1:01.710			
6	1.005	1:01.098	2	0.842	1:01.103	2	0.772	1:00.928	2	0.685	1:00.956			
51	3.279	1:01.855	13	4.566	1:01.321	51	6.852	1:03.260	13	8.720	1:02.821			
13	4.247	1:00.856	51	4.590	1:02.313	13	6.942	1:03.374	51	9.642	1:03.833			
8	10.865	1:01.086	8	10.925	1:01.062	8	11.071	1:01.144	8	10.843	1:00.815			
5	11.986	1:01.372	5	11.920	1:00.936	5	11.592	1:00.670	5	11.178	1:00.629			
78	13.324	1:01.935	78	13.848	1:01.526	78	15.112	1:02.262	78	16.225	1:02.156			
95	15.398	1:02.671	95	16.882	1:02.486	95	18.825	1:02.941	95	20.812	1:03.030			
17	18.373	1:01.994	17	19.455	1:02.084	17	20.325	1:01.868	17	21.091	1:01.809			
82	20.939	1:02.124	82	22.214	1:02.277	82	23.584	1:02.368	82	24.841	1:02.300			
70	23.182	1:02.761	70	24.640	1:02.460	70	26.289	1:02.647	70	27.968	1:02.722			
37	25.789	1:02.664	37	26.890	1:02.103	37	27.712	1:01.820	37	28.424	1:01.755			
14	26.799	1:01.552	14	27.680	1:01.883	14	29.287	1:02.605	36	30.168	1:01.687			
36	26.967	1:01.319	36	27.837	1:01.872	36	29.524	1:02.685	14	30.219	1:01.975			
15	29.156	1:02.303	15	31.267	1:03.113	15	33.546	1:03.277	15	35.281	1:02.778			
33	1 LAP	1:10.112	19	33.182	1:02.648	19	34.499	1:02.315	19	35.983	1:02.527			
19	31.536	1:02.724	33	1 LAP	1:08.508	33	1 LAP	1:07.698	33	1 LAP	1:07.797			
57	44.761	1:04.783	57	48.429	1:04.670	57	53.812	1:06.381	57	58.974	1:06.205			
39	47.040	1:05.629	39	51.599	1:05.561	60	58.045	1:04.288	60	1:01.687	1:04.685			
60	51.309	1:04.766	60	54.755	1:04.448	39	59.709	1:09.108						

**Mini Se7en Championship
GRID - RACE 6**

(contd.)

ROW
16



Weather / Track : Sunny / Dry
These results are provisional until the conclusion of any judicial and technical matters.

Brands Hatch
Circuit Length = 1.2262 miles.
Start: 11:33 End: 11:44

Clerk Of Course:	Stewards:	Timekeeper:
------------------	-----------	-------------

BARC/CTCRC Classic Saloon and Historic Touring QUALIFYING - RACE 3

POS	NO	CL	NAME	NAT	CAR	TIME	LAPS	GAP	MPH
1	17	A	Leo VOYAZIDES		Ford Mustang	57.934	15		76.19
2	14	A	Andy BACON		Ford Falcon	58.442	12	0.508	75.53
3	11	F	Roger STANFORD		Lotus Cortina Mk I	59.706	9	1.772	73.93
4	4	F	T LAILEY DE VILLE		Lotus Cortina	1:00.474	15	2.540	72.99
5	27	C	Jim BURROWS		Austin Mini	1:00.839	14	2.905	72.55
6	82	F	Daniel NASH		Ford Lotus Cortina	1:01.197	14	3.263	72.13
7	26	D	Peter ST BARBE		Austin A35	1:03.802	4	5.868	69.18
8	7	C	Ian DREW		Ford Classic	1:03.876	14	5.942	69.10
9	5	E	Andy MESSHAM		Austin Mini	1:04.048	14	6.114	68.92
10	20	E	Martin ELSON		Austin A40 Farina Mk I	1:04.227	13	6.293	68.73
11	48	A	Jon WRIGHTSON		Jaguar Mk 2	1:05.754	9	7.820	67.13
12	83	G	Tim DODWELL		Austin Cooper S	1:06.018	8	8.084	66.86
13	2	D	Julian CROSSLEY		Morris Mini	1:07.087	13	9.153	65.80
14	53	C	Joe ALLENBY-BYRNE		Ford Cortina GT	1:07.601	8	9.667	65.30
15	74	D	Jeremy KNIGHT		Austin A35	1:07.870	13	9.936	65.04
16	66	C	Jeff HANDLEY		Austin A50	1:08.362	13	10.428	64.57
17	18	C	Andy JOHNSON		Toyota Corona	1:09.362	13	11.428	63.64

Car No 74 - No working transponder

Weather / Track : Sunny / Dry

These times are provisional until the conclusion of any judicial and technical matters.

Brands Hatch

Circuit Length = 1.2262 miles.

Start: 10:05 End: 10:20

Clerk Of Course:	Stewards:	Timekeeper:
------------------	-----------	-------------

BARC/CTCRC Classic Saloon and Historic Touring QUALIFYING - LAP ANALYSIS

2	Julian CROSSLEY		Morris Mini
1 -	1:20.147	6 -	1:08.427
2 -	1:18.957	7 -	1:08.108
3 -	1:10.799	8 -	1:08.744
4 -	1:09.225	9 -	1:07.375
5 -	1:11.357	10 -	1:07.220
11 -	1:07.087	12 -	1:07.439
13 -	1:08.205		
4	T LAILEY DE VILLE		Lotus Cortina
1 -	1:18.700	6 -	1:05.536
2 -	1:01.896	7 -	1:01.271
3 -	1:01.331	8 -	1:02.001
4 -	1:01.069	9 -	1:00.854
5 -	1:01.762	10 -	1:00.930
11 -	1:00.782	12 -	1:00.474
13 -	1:00.818	14 -	1:02.599
15 -	1:01.495		
5	Andy MESSHAM		Austin Mini
1 -	1:15.136	6 -	1:04.525
2 -	1:06.336	7 -	1:05.808
3 -	1:04.898	8 -	1:05.665
4 -	1:04.758	9 -	1:04.593
5 -	1:04.190	10 -	1:04.048
11 -	1:04.371	12 -	1:04.050
13 -	1:04.241	14 -	1:05.150
7	Ian DREW		Ford Classic
1 -	1:33.056	6 -	1:03.889
2 -	1:11.682	7 -	1:04.867
3 -	1:06.436	8 -	1:05.693
4 -	1:08.717	9 -	1:06.485
5 -	1:08.536	10 -	1:04.089
11 -	1:05.314	12 -	1:04.071
13 -	1:05.169	14 -	1:03.876
11	Roger STANFORD		Lotus Cortina Mk I
1 -	1:16.596	6 -	1:01.528
2 -	1:02.987	7 -	1:00.348
3 -	1:00.493	8 -	1:00.220
4 -	1:00.764	9 -	59.706
5 -	1:00.235		
14	Andy BACON		Ford Falcon
1 -	1:33.713	6 -	59.151
2 -	1:06.583	7 -	1:02.153
3 -	1:00.214	8 -	59.345
4 -	58.442	9 -	3:24.328P
5 -	1:03.092	10 -	1:05.255
11 -	59.649	12 -	58.966

BARC/CTCRC Classic Saloon and Historic Touring QUALIFYING - LAP ANALYSIS

(contd.)

17	Leo VOYAZIDES			Ford Mustang
1 -	1:32.388	6 -	1:01.424	11 - 57.989
2 -	1:05.961	7 -	59.111	12 - 58.242
3 -	58.296	8 -	58.338	13 - 59.810
4 -	58.299	9 -	57.934	14 - 58.253
5 -	59.001	10 -	57.965	15 - 58.046
18	Andy JOHNSON			Toyota Corona
1 -	1:39.468	6 -	1:13.351	11 - 1:09.464
2 -	1:11.260	7 -	1:10.941	12 - 1:10.981
3 -	1:13.168	8 -	1:10.329	13 - 1:09.573
4 -	1:14.041	9 -	1:10.146	
5 -	1:14.557	10 -	1:09.362	
20	Martin ELSON			Austin A40 Farina Mk I
1 -	1:51.435	6 -	1:05.435	11 - 1:05.082
2 -	1:12.807	7 -	1:04.794	12 - 1:07.386
3 -	1:09.530	8 -	1:04.414	13 - 1:04.227
4 -	1:07.009	9 -	1:05.532	
5 -	1:09.735	10 -	1:04.425	
26	Peter ST BARBE			Austin A35
1 -	1:19.715			
2 -	1:05.252			
3 -	1:03.883			
4 -	1:03.802			
27	Jim BURROWS			Austin Mini
1 -	1:30.042	6 -	1:05.897	11 - 1:01.979
2 -	1:02.508	7 -	1:02.872	12 - 1:00.839
3 -	1:01.109	8 -	1:01.025	13 - 1:03.374
4 -	1:00.935	9 -	1:01.636	14 - 1:16.208
5 -	1:08.398	10 -	1:02.760	
48	Jon WRIGHTSON			Jaguar Mk 2
1 -	1:31.080	6 -	1:05.864	
2 -	1:08.240	7 -	1:05.754	
3 -	1:08.542	8 -	1:06.012	
4 -	1:07.152	9 -	1:57.109P	
5 -	1:09.277			


BARC/CTCRC Classic Saloon and Historic Touring QUALIFYING - LAP ANALYSIS

(contd.)

53	Joe ALLENBY-BYRNE	Ford Cortina GT
1 - 1:44.469	6 - 1:07.601	
2 - 1:11.377	7 - 1:08.448	
3 - 1:09.835	8 - 1:08.670	
4 - 1:09.557		
5 - 1:09.571		
66	Jeff HANDLEY	Austin A50
1 - 1:51.587	6 - 1:10.298	11 - 1:09.286
2 - 1:10.497	7 - 1:10.135	12 - 1:08.383
3 - 1:09.232	8 - 1:08.713	13 - 1:09.046
4 - 1:09.723	9 - 1:09.160	
5 - 1:12.598	10 - 1:08.362	
74	Jeremy KNIGHT	Austin A35
1 - 1:42.424	6 - 1:09.029	11 - 1:08.172
2 - 1:11.967	7 - 1:08.489	12 - 1:08.888
3 - 1:10.179	8 - 1:07.870	13 - 1:11.141
4 - 1:14.315	9 - 1:08.621	
5 - 1:11.196	10 - 1:08.203	
82	Daniel NASH	Ford Lotus Cortina
1 - 1:47.918	6 - 1:01.790	11 - 1:03.146
2 - 1:05.853	7 - 1:01.197	12 - 1:01.674
3 - 1:02.227	8 - 1:01.721	13 - 1:01.458
4 - 1:02.042	9 - 1:01.368	14 - 1:01.934
5 - 1:05.542	10 - 1:01.434	
83	Tim DODWELL	Austin Cooper S
1 - 2:07.118	6 - 1:08.782	
2 - 1:06.100	7 - 1:07.737	
3 - 1:07.144	8 - 1:06.018	
4 - 1:08.537		
5 - 1:07.657		

BARC/CTCRC Classic Saloon and Historic Touring

GRID - RACE 3

ROW 9	18	JOHNSON	
ROW 8	74	KNIGHT	66 HANDLEY
ROW 7	2	CROSSLEY	53 ALLENBY-BYRNE
ROW 6	48	WRIGHTSON	83 DODWELL
ROW 5	5	MESSHAM	20 ELSON
ROW 4	26	ST BARBE	7 DREW
ROW 3	27	BURROWS	82 NASH
ROW 2	11	STANFORD	4 LAILEY DE VILLE
ROW 1	17	VOYAZIDES	14 BACON
POLE			
			

Car No 74 - No working transponder

Weather / Track : Sunny / Dry

These times are provisional until the conclusion of any judicial and technical matters.

Brands Hatch

Circuit Length = 1.2262 miles.

Start: 10:05 End: 10:20

Clerk Of Course:	Stewards:	Timekeeper:

BARC/CTCRC Classic Saloon and Historic Touring C RACE CLASSIFICATION - RACE 3

POS	NO	CL	NAME	NAT	CAR	TIME	LAPS	GAP	MPH	BEST
1	17	A	Leo VOYAZIDES		Ford Mustang	11:48.506	12		74.86	57.849
2	14	A	Andy BACON		Ford Falcon	11:58.900	12	10.394	73.77	58.745
3	11	F	Roger STANFORD		Lotus Cortina Mk I	12:24.772	12	36.266	71.21	1:00.242
4	82	F	Daniel NASH		Ford Lotus Cortina	12:24.804	12	36.298	71.21	1:00.722
5	27	C	Jim BURROWS		Austin Mini	12:29.014	12	40.508	70.81	1:01.016
6	4	F	T LAILEY DE VILLE		Lotus Cortina	12:37.423	12	48.917	70.02	1:00.942
7	7	C	Ian DREW		Ford Classic	11:48.773	11	1 LAP	68.60	1:02.932
8	5	E	Andy MESSHAM		Austin Mini	11:59.518	11	1 LAP	67.58	1:04.062
9	83	G	Tim DODWELL		Austin Cooper S	12:24.354	11	1 LAP	65.32	1:05.705
10	74	D	Jeremy KNIGHT		Austin A35	12:28.701	11	1 LAP	64.94	1:06.284
11	66	C	Jeff HANDLEY		Austin A50	12:41.875	11	1 LAP	63.82	1:07.330
12	2	D	Julian CROSSLEY		Morris Mini	12:44.321	11	1 LAP	63.61	1:05.715
13	18	C	Andy JOHNSON		Toyota Corona	12:56.802	11	1 LAP	62.59	1:08.587

NOT CLASSIFIED

20	E	Martin ELSON		Austin A40 Farina Mk I	12:01.049	11	N.C.F.	67.43	1:03.446
53	C	Joe ALLENBY-BYRNE		Ford Cortina GT	6:41.092	6	D.N.F.	66.20	1:04.761
48	A	Jon WRIGHTSON		Jaguar Mk 2	6:21.527	2	D.N.F.	23.31	

FASTEST LAP

17	A	Leo VOYAZIDES		Ford Mustang	57.849	3	76.30mph	122.80kph
11	F	Roger STANFORD		Lotus Cortina Mk I	1:00.242	12	73.27mph	117.92kph
27	C	Jim BURROWS		Austin Mini	1:01.016	4	72.34mph	116.43kph
20	E	Martin ELSON		Austin A40 Farina Mk I	1:03.446	9	69.57mph	111.97kph
83	G	Tim DODWELL		Austin Cooper S	1:05.705	3	67.18mph	108.12kph
2	D	Julian CROSSLEY		Morris Mini	1:05.715	2	67.17mph	108.10kph

Car No 20 Not classified - Caused Red Flag
Weather / Track : Sunny / Dry

Brands Hatch
Circuit Length = 1.2262 miles.
Start: 14:32 End: 14:45

Clerk of Course:	Stewards:	Timekeeper:
------------------	-----------	-------------

BARC/CTCRC Classic Saloon and Historic Touring C RACE CLASSIFICATION - RACE 3 - LAP CHART

Lap 1			Lap 2			Lap 3			Lap 4			Lap 5		
No	Behind	Laptime	No	Behind	Laptime	No	Behind	Laptime	No	Behind	Laptime	No	Behind	Laptime
14		1:05.389	14		58.950	14		59.056	17		58.195	17		57.879
17	2.100	1:07.489	17	1.332	58.182	17	0.125	57.849	14	1.342	59.662	14	2.379	58.916
11	3.955	1:09.344	82	6.573	1:01.488	82	8.873	1:01.356	82	11.622	1:01.069	82	15.675	1:01.932
82	4.035	1:09.424	11	6.826	1:01.821	11	9.314	1:01.544	4	12.644	1:01.182	4	15.920	1:01.155
4	5.037	1:10.426	4	7.077	1:00.990	4	9.782	1:01.761	11	13.613	1:02.619	11	16.702	1:00.968
27	6.964	1:12.353	27	9.716	1:01.702	27	12.214	1:01.554	27	14.910	1:01.016	27	18.266	1:01.235
7	7.178	1:12.567	7	11.479	1:03.251	7	15.877	1:03.454	7	20.489	1:02.932	7	26.477	1:03.867
5	8.743	1:14.132	5	14.059	1:04.266	5	19.502	1:04.499	5	25.527	1:04.345	5	32.275	1:04.627
83	9.421	1:14.810	53	16.804	1:05.503	53	22.648	1:04.900	53	29.134	1:04.806	53	36.016	1:04.761
53	10.251	1:15.640	83	16.987	1:06.516	83	23.636	1:05.705	20	30.261	1:04.604	20	36.709	1:04.327
20	10.856	1:16.245	20	17.414	1:05.508	20	23.977	1:05.619	83	31.715	1:06.399	83	40.718	1:06.882
2	11.986	1:17.375	2	18.751	1:05.715	2	26.053	1:06.358	2	34.152	1:06.419	2	42.996	1:06.723
74	13.130	1:18.519	74	20.473	1:06.293	74	28.357	1:06.940	74	36.644	1:06.607	74	45.049	1:06.284
18	13.440	1:18.829	18	24.024	1:09.534	66	33.380	1:07.916	66	42.390	1:07.330	66	52.343	1:07.832
66	15.136	1:20.525	66	24.520	1:08.334	18	34.641	1:09.673	18	45.269	1:08.948	18	56.054	1:08.664
48	47.884	1:53.273P												

Weather / Track : Sunny / Dry

BARC/CTCRC Classic Saloon and Historic Touring C

RACE CLASSIFICATION - RACE 3 - LAP CHART

(contd.)

Lap 6			Lap 7			Lap 8			Lap 9			Lap 10		
No	Behind	Laptime	No	Behind	Laptime	No	Behind	Laptime	No	Behind	Laptime	No	Behind	Laptime
17		58.455	17		58.587	17		57.937	17		58.277	17		58.454
14	2.669	58.745	14	3.410	59.328	2	1 LAP	1:08.324	14	6.694	1:00.232	20	1 LAP	1:03.446
82	18.129	1:00.909	66	1 LAP	1:08.369	74	1 LAP	1:07.044	83	1 LAP	1:07.264	14	7.560	59.320
4	18.776	1:01.311	18	1 LAP	1:10.154	14	4.739	59.266	74	1 LAP	1:07.843	83	1 LAP	1:07.175
11	21.280	1:03.033	82	20.656	1:01.114	66	1 LAP	1:09.126	2	1 LAP	1:11.707	74	1 LAP	1:06.727
27	21.882	1:02.071	4	21.131	1:00.942	18	1 LAP	1:09.357	66	1 LAP	1:08.005	2	1 LAP	1:10.427
48	4 LAPS	4:28.254P	11	23.732	1:01.039	82	24.178	1:01.459	4	27.896	1:01.843	82	31.511	1:01.959
7	31.931	1:03.909	27	25.306	1:02.011	4	24.330	1:01.136	82	28.006	1:02.105	4	32.024	1:02.582
5	38.883	1:05.063	7	37.166	1:03.822	11	26.796	1:01.001	11	29.059	1:00.540	11	32.211	1:01.606
20	42.810	1:04.556	5	45.033	1:04.737	27	28.900	1:01.531	27	31.857	1:01.234	27	34.791	1:01.388
53	43.043	1:05.482	20	48.359	1:04.136	7	42.726	1:03.497	18	1 LAP	1:11.022	66	1 LAP	1:09.116
83	49.181	1:06.918	83	57.656	1:07.062	5	51.701	1:04.605	7	48.339	1:03.890	18	1 LAP	1:08.587
2	51.532	1:06.991				20	54.352	1:03.930	5	57.622	1:04.198	7	53.603	1:03.718
74	53.182	1:06.588												

BARC/CTCRC Classic Saloon and Historic Touring C

RACE CLASSIFICATION - RACE 3 - LAP CHART

(contd.)

Lap 11			Lap 12			Lap 13			Lap 14			Lap 15		
No	Behind	Laptime	No	Behind	Laptime	No	Behind	Laptime	No	Behind	Laptime	No	Behind	Laptime
17		58.351	17		58.851									
5	1 LAP	1:04.984	7	1 LAP	1:03.866									
20	1 LAP	1:03.920	14	10.394	1:00.197									
14	9.048	59.839	5	1 LAP	1:04.062									
83	1 LAP	1:07.440	20	1 LAP	1:04.758									
74	1 LAP	1:07.229	83	1 LAP	1:08.183									
82	33.882	1:00.722	11	36.266	1:00.242									
11	34.875	1:01.015	82	36.298	1:01.267									
4	36.147	1:02.474	74	1 LAP	1:08.627									
27	37.822	1:01.382	27	40.508	1:01.537									
2	1 LAP	1:12.273	4	48.917	1:11.621									
66	1 LAP	1:07.342	66	1 LAP	1:07.980									
18	1 LAP	1:09.666	2	1 LAP	1:12.009									
			18	1 LAP	1:12.368									

TOYO Tyres Modified Production Saloon Car Championship QUALIFYING - RACE 2 - AMENDED

POS	NO	CL	NAME	NAT	CAR	TIME	LAPS	GAP	MPH
1	1	C	Nick WILLIAMSON		Peugeot 205 GTi	56.605	12		77.98
2	33	A	Marc TAYLOR		Mitsubishi Starion Turbo	56.722	11	0.117	77.82
3	65	C	Ilsa COX		Peugeot 206 GTi	56.868	16	0.263	77.62
4	31	C	Gareth PORTER		Peugeot 205 GTi	57.000	14	0.395	77.44
5	66	C	Brian COX		Peugeot 206 GTi	57.070	12	0.465	77.34
6	11	A	Chris RANDALL		BMW E28 M5	57.104	15	0.499	77.30
7	72	A	Mark ADAMS		Ford Sierra Cosworth	57.500	13	0.895	76.77
8	71	D	Denis BASSOM		Toyota Corolla GT	57.589	11	0.984	76.65
9	14	C	Piers GRANGE		Ford Escort RS2000	57.920	15	1.315	76.21
10	6	D	Timothy SAUNDERS		Honda Civic	57.946	13	1.341	76.18
11	74	A	Neil PHILPOTTS		Mitsubishi Starion Turbo	1:01.698	2	5.093	71.54
12	49	D	Jon PAYNE		Talbot Sunbeam	1:01.810	14	5.205	71.41
13	37	D	Brian ALLEN		Ford Fiesta XR2i	1:02.602	14	5.997	70.51

Weather / Track : Bright / Dry

These results are provisional until the conclusion of any judicial and technical matters.

Brands Hatch

Circuit Length = 1.2262 miles.

Start: 09:12 End: 09:32

Clerk Of Course:	Stewards:	Timekeeper:
------------------	-----------	-------------

TOYO Tyres Modified Production Saloon Car Championship QUALIFYING - LAP ANALYSIS

1	Nick WILLIAMSON	Peugeot 205 GTi			
1 -	1:00.064	6 -	56.993	11 -	56.776
2 -	58.880	7 -	56.925	12 -	57.110
3 -	57.743	8 -	56.956		
4 -	57.700	9 -	56.860		
5 -	57.155	10 -	56.605		
6	Timothy SAUNDERS	Honda Civic			
1 -	1:18.890	6 -	58.651	11 -	1:03.182
2 -	58.668	7 -	58.710	12 -	58.209
3 -	58.527	8 -	58.623	13 -	3:23.526P
4 -	58.292	9 -	58.163		
5 -	58.987	10 -	57.946		
11	Chris RANDALL	BMW E28 M5			
1 -	1:21.923	6 -	57.177	11 -	57.573
2 -	1:03.788	7 -	57.144	12 -	57.104
3 -	59.150	8 -	57.714	13 -	57.413
4 -	58.742	9 -	57.198	14 -	58.104
5 -	57.276	10 -	57.147	15 -	57.703
14	Piers GRANGE	Ford Escort RS2000			
1 -	1:15.010	6 -	58.392	11 -	58.494
2 -	1:02.113	7 -	1:04.118	12 -	58.473
3 -	59.880	8 -	58.780	13 -	58.192
4 -	59.357	9 -	57.920	14 -	58.908
5 -	58.354	10 -	58.487	15 -	58.457
31	Gareth PORTER	Peugeot 205 GTi			
1 -	1:24.219	6 -	57.000	11 -	57.721
2 -	59.413	7 -	57.692	12 -	57.581
3 -	58.299	8 -	57.130	13 -	57.771
4 -	57.669	9 -	57.214	14 -	1:20.464P
5 -	57.038	10 -	57.268		
33	Marc TAYLOR	Mitsubishi Starion Turbo			
1 -	1:06.105	6 -	1:02.502	11 -	1:08.715
2 -	1:00.576	7 -	1:00.180		
3 -	57.467	8 -	56.722		
4 -	57.402	9 -	1:05.457		
5 -	57.088	10 -	57.084		

TOYO Tyres Modified Production Saloon Car Championship

QUALIFYING - LAP ANALYSIS

(contd.)

37	Brian ALLEN	Ford Fiesta XR2i			
1 -	1:15.581	6 -	1:03.607	11 -	1:05.099
2 -	1:06.617	7 -	1:04.350	12 -	1:03.133
3 -	1:05.645	8 -	1:02.602	13 -	1:04.643
4 -	1:06.325	9 -	1:03.389	14 -	1:02.634
5 -	1:04.908	10 -	1:04.416		
49	Jon PAYNE	Talbot Sunbeam			
1 -	1:23.149	6 -	1:02.100	11 -	1:01.810
2 -	1:04.090	7 -	1:03.157	12 -	1:02.335
3 -	1:03.578	8 -	1:02.420	13 -	1:02.041
4 -	1:02.964	9 -	1:02.393	14 -	1:02.892
5 -	1:03.099	10 -	1:02.239		
65	Ilsa COX	Peugeot 206 GTi			
1 -	1:13.464	6 -	57.357	11 -	57.469
2 -	59.815	7 -	57.346	12 -	57.467
3 -	58.979	8 -	57.344	13 -	57.573
4 -	58.724	9 -	57.530	14 -	57.284
5 -	58.196	10 -	56.905	15 -	57.013
16 -					56.868
66	Brian COX	Peugeot 206 GTi			
1 -	1:15.492	6 -	57.265	11 -	1:00.782
2 -	59.452	7 -	57.571	12 -	58.229
3 -	58.232	8 -	57.624		
4 -	57.128	9 -	57.492		
5 -	57.070	10 -	57.499		
71	Denis BASSOM	Toyota Corolla GT			
1 -	1:27.827	6 -	58.625	11 -	57.589
2 -	1:01.268	7 -	58.119		
3 -	1:00.943	8 -	58.701		
4 -	2:28.969P	9 -	57.788		
5 -	1:09.036	10 -	57.933		
72	Mark ADAMS	Ford Sierra Cosworth			
1 -	1:15.134	6 -	58.321	11 -	57.827
2 -	1:00.988	7 -	59.398	12 -	57.500
3 -	1:00.151	8 -	58.045	13 -	58.696
4 -	59.175	9 -	57.930		
5 -	58.708	10 -	57.930		

TOYO Tyres Modified Production Saloon Car Championship QUALIFYING - LAP ANALYSIS


(contd.)

74	Neil PHILPOTTS	Mitsubishi Starion Turbo
1 - 1:06.582 2 - 1:01.698		

TOYO Tyres Modified Production Saloon Car Championship

GRID - RACE 2

ROW 7	37 ALLEN	
ROW 6	74 PHILPOTTS	49 PAYNE
ROW 5	14 GRANGE	6 SAUNDERS
ROW 4	72 ADAMS	71 BASSOM
ROW 3	66 COX	11 RANDALL
ROW 2	65 COX	31 PORTER
ROW 1	1 WILLIAMSON	33 TAYLOR
	POLE	



Weather / Track : Bright / Dry

These results are provisional until the conclusion of any judicial and technical matters.

Brands Hatch

Circuit Length = 1.2262 miles.

Start: 09:12 End: 09:32

Clerk Of Course:

Stewards:

Timekeeper:

TOYO Tyres Modified Production Saloon Car Championship

RACE CLASSIFICATION - RACE 2

POS	NO	CL	NAME	NAT	CAR	TIME	LAPS	GAP	MPH	BEST
1	74	A	Neil PHILPOTTS		Mitsubishi Starion Turbo	13:27.738	14		76.59	56.388
2	1	C	Nick WILLIAMSON		Peugeot 205 GTi	13:27.808	14	0.070	76.58	56.602
3	11	A	Chris RANDALL		BMW E28 M5	13:29.779	14	2.041	76.40	56.642
4	33	A	Marc TAYLOR		Mitsubishi Starion Turbo	13:32.079	14	4.341	76.18	56.988
5	31	C	Gareth PORTER		Peugeot 205 GTi	13:34.114	14	6.376	75.99	56.888
6	14	C	Piers GRANGE		Ford Escort RS2000	13:37.053	14	9.315	75.72	57.140
7	66	C	Brian COX		Peugeot 206 GTi	13:41.004	14	13.266	75.35	57.052
8	71	D	Denis BASSOM		Toyota Corolla GT	13:48.031	14	20.293	74.71	57.572
9	6	D	Timothy SAUNDERS		Honda Civic	13:48.466	14	20.728	74.67	57.710
10	43	C	Andy BAKER		Peugeot 205 GTi	13:48.829	14	21.091	74.64	57.878
11	49	D	Jon PAYNE		Talbot Sunbeam	13:41.307	13	1 LAP	69.95	1:01.639
12	37	D	Brian ALLEN		Ford Fiesta XR2i	13:52.045	13	1 LAP	69.05	1:01.833
NOT CLASSIFIED										
	65	C	Ilsa COX		Peugeot 206 GTi	12:35.418	13	D.N.F.	76.05	56.843
FASTEST LAP										
	74	A	Neil PHILPOTTS		Mitsubishi Starion Turbo	56.388	9	78.28mph		125.98kph
	1	C	Nick WILLIAMSON		Peugeot 205 GTi	56.602	4	77.98mph		125.51kph
	71	D	Denis BASSOM		Toyota Corolla GT	57.572	11	76.67mph		123.39kph

Weather / Track : Bright / Dry

These results are provisional until the conclusion of any judicial and technical matters.

Brands Hatch
Circuit Length = 1.2262 miles.
Start: 14:09 End: 14:23

Clerk Of Course:	Stewards:	Timekeeper:
------------------	-----------	-------------

**TOYO Tyres Modified Production Saloon Car Championship
RACE CLASSIFICATION - RACE 2 - LAP CHART**

Lap 1			Lap 2			Lap 3			Lap 4			Lap 5		
No	Behind	Laptime	No	Behind	Laptime	No	Behind	Laptime	No	Behind	Laptime	No	Behind	Laptime
33		1:03.837	33		57.500	33		57.299	33		56.988	1		57.255
1	0.376	1:04.213	1	0.169	57.293	1	0.636	57.766	1	0.250	56.602	33	0.453	57.958
11	0.841	1:04.678	11	0.796	57.455	11	1.268	57.771	74	0.974	56.425	74	0.470	57.001
65	1.233	1:05.070	65	0.960	57.227	74	1.537	57.333	11	1.892	57.612	11	1.874	57.487
74	2.112	1:05.949	74	1.503	56.891	65	2.610	58.949	65	3.660	58.038	65	3.707	57.552
31	2.338	1:06.175	31	2.909	58.071	31	3.104	57.494	31	3.761	57.645	31	3.738	57.482
14	3.181	1:07.018	14	3.620	57.939	14	4.209	57.888	14	4.758	57.537	14	4.902	57.649
66	4.034	1:07.871	6	4.584	58.013	6	4.995	57.710	66	6.220	57.990	66	7.772	59.057
6	4.071	1:07.908	66	4.879	58.345	66	5.218	57.638	6	6.592	58.585	6	8.103	59.016
71	4.905	1:08.742	71	5.734	58.329	71	7.162	58.727	71	7.978	57.804	71	8.294	57.821
43	5.242	1:09.079	43	7.335	59.593	43	8.924	58.888	43	10.185	58.249	43	10.739	58.059
49	8.359	1:12.196	49	13.629	1:02.770	49	18.974	1:02.644	49	25.202	1:03.216	49	29.656	1:01.959
37	8.770	1:12.607	37	14.885	1:03.615	37	20.651	1:03.065	37	26.159	1:02.496	37	31.114	1:02.460

TOYO Tyres Modified Production Saloon Car Championship

RACE CLASSIFICATION - RACE 2 - LAP CHART

(contd.)

Lap 6			Lap 7			Lap 8			Lap 9			Lap 10		
No	Behind	Laptime	No	Behind	Laptime	No	Behind	Laptime	No	Behind	Laptime	No	Behind	Laptime
1		57.245	74		57.128	1		57.187	1		56.671	74		56.702
74	0.431	57.206	1	0.034	57.593	74	0.349	57.570	74	0.066	56.388	1	0.032	56.800
33	0.568	57.360	33	1.071	58.062	33	1.345	57.495	11	2.273	57.252	11	2.307	56.802
11	2.046	57.417	11	1.433	56.946	11	1.692	57.480	33	2.325	57.651	33	3.493	57.936
31	3.539	57.046	31	2.868	56.888	31	2.580	56.933	65	3.064	57.117	65	4.015	57.719
65	3.673	57.211	65	2.996	56.882	65	2.618	56.843	31	3.082	57.173	31	4.110	57.796
14	5.040	57.383	14	4.621	57.140	14	4.692	57.292	14	5.508	57.487	14	6.300	57.560
66	7.579	57.052	66	7.686	57.666	66	8.294	57.829	66	9.198	57.575	66	10.295	57.865
6	9.051	58.193	6	9.764	58.272	6	10.645	58.102	6	11.927	57.953	6	13.300	58.141
71	9.487	58.438	71	10.176	58.248	71	11.442	58.487	71	12.648	57.877	71	14.340	58.460
43	11.545	58.051	43	12.694	58.708	43	13.351	57.878	43	14.629	57.949	43	16.322	58.461
49	34.581	1:02.170	49	39.076	1:02.054	49	43.780	1:01.925	49	49.234	1:02.125	49	54.625	1:02.159
37	36.192	1:02.323	37	40.466	1:01.833	37	45.345	1:02.100	37	50.975	1:02.301			

TOYO Tyres Modified Production Saloon Car Championship

RACE CLASSIFICATION - RACE 2 - LAP CHART

(contd.)

Lap 11			Lap 12			Lap 13			Lap 14			Lap 15		
No	Behind	Laptime	No	Behind	Laptime	No	Behind	Laptime	No	Behind	Laptime	No	Behind	Laptime
74		56.972	74		57.533	74		56.940	74		57.700			
1	0.139	57.079	1	0.032	57.426	1	1.061	57.969	1	0.070	56.709			
37	1 LAP	1:04.517	11	2.881	57.947	11	2.583	56.642	11	2.041	57.158			
11	2.467	57.132	49	1 LAP	1:02.822	33	4.614	57.116	33	4.341	57.427			
33	4.195	57.674	33	4.438	57.776	65	5.380	57.721	31	6.376	57.858			
65	4.596	57.553	65	4.599	57.536	31	6.218	57.949	14	9.315	58.583			
31	4.820	57.682	31	5.209	57.922	14	8.432	57.829	66	13.266	58.522			
14	7.478	58.150	14	7.543	57.598	49	1 LAP	1:03.628	49	1 LAP	1:01.639			
66	11.090	57.767	37	1 LAP	1:05.909	66	12.444	57.947	71	20.293	1:00.759			
6	14.337	58.009	66	11.437	57.880	37	1 LAP	1:03.283	6	20.728	1:00.981			
71	14.940	57.572	6	14.997	58.193	71	17.234	58.375	43	21.091	58.450			
43	17.408	58.058	71	15.799	58.392	6	17.447	59.390	37	1 LAP	1:05.536			
			43	18.479	58.604	43	20.341	58.802						

York Fitness Post Historic Touring Car Championship QUALIFYING - RACE 7

POS	NO	CL	NAME	NAT	CAR	TIME	LAPS	GAP	MPH
1	6	A	Peter HALLFORD		Chevrolet Camaro Z/28	57.561	6		76.68
2	1	C	Dave NIXON		Mazda RX3 Coupe	59.173	6	1.612	74.60
3	14	C	Tony CRUDGINGTON		Triumph Dolomite Sprint	59.229	6	1.668	74.53
4	55	A	David HOWARD		Jaguar XJ12 Si	59.536	5	1.975	74.14
5	10	C	Andrew MARSHALL		Ford Escort	59.613	5	2.052	74.05
6	2	C	Jason CHRISTIE		Ford Escort RS2000	59.742	5	2.181	73.89
7	40	E	Steven YOUNG		BL Mini Clubman 1275 GT	1:00.552	5	2.991	72.90
8	88	B	Nick DANN		Ford Capri GT	1:00.590	5	3.029	72.85
9	49	C	Mark OSBORNE		Triumph Dolomite Sprint	1:00.674	5	3.113	72.75
10	21	C	John WRIGHT		Ford Escort	1:00.719	5	3.158	72.70
11	7	C	Barry GOWER		Ford Escort RS2000	1:00.845	5	3.284	72.55
12	60	C	Trevor PICKARD		Triumph Dolomite Sprint	1:00.849	6	3.288	72.54
13	37	D	Greg CARPENTER		Ford Lotus Cortina Mk I	1:01.361	5	3.800	71.94
14	25	C	Stephen PRIMETT		Ford Escort	1:01.634	5	4.073	71.62
15	62	C	Mike DUGDALE		Ford Escort RS2000 Mk I	1:02.427	5	4.866	70.71
16	33	C	Ken CLARKE		Triumph Dolomite Sprint	1:02.468	5	4.907	70.66
17	43	C	Andrew CLARKSON		Vauxhall Firenza	1:02.586	5	5.025	70.53
18	52	B	Phil RHODES		Ford Capri	1:02.682	5	5.121	70.42
19	54	B	Colin STUBBS		Ford Capri 3000GT	1:02.683	5	5.122	70.42
20	69	C	Mark AISTRUP		Ford Escort RS	1:03.696	5	6.135	69.30
21	16	F	Glenn CANNING		NSU TTS	1:05.527	5	7.966	67.36
22	20	E	Keith CALVER		Morris Mini Clubman 1275 GT	1:05.733	5	8.172	67.15
23	95	C	Len ALLGOOD		Ford Escort RS2000 Mk I	1:08.033	4	10.472	64.88
24	3	D	James CHRISTIE		Hillman Avenger	1:10.755	4	13.194	62.38
25	68	E	Antony WRAY		Ford Escort	1:12.612	5	15.051	60.79

Weather / Track : Sunny / Dry

These results are provisional until the conclusion of any judicial and technical matters.

Brands Hatch

Circuit Length = 1.2262 miles.

Start: 11:55 End: 12:12

Clerk Of Course:	Stewards:	Timekeeper:
------------------	-----------	-------------

York Fitness Post Historic Touring Car Championship QUALIFYING - LAP ANALYSIS

1	Dave NIXON	Mazda RX3 Coupe
1 -	1:26.931	6 - 59.173
2 -	1:00.660	
3 -	5:50.846P	
4 -	1:13.086	
5 -	59.380	
2	Jason CHRISTIE	Ford Escort RS2000
1 -	1:48.491	
2 -	6:47.486P	
3 -	1:07.293	
4 -	1:00.400	
5 -	59.742	
3	James CHRISTIE	Hillman Avenger
1 -	1:57.054	
2 -	6:48.309P	
3 -	1:17.989	
4 -	1:10.755	
6	Peter HALLFORD	Chevrolet Camaro Z/28
1 -	1:19.658	6 - 57.561
2 -	58.604	
3 -	5:52.733P	
4 -	1:07.452	
5 -	57.733	
7	Barry GOWER	Ford Escort RS2000
1 -	1:41.701	
2 -	7:00.540P	
3 -	1:17.261	
4 -	1:03.029	
5 -	1:00.845	
10	Andrew MARSHALL	Ford Escort
1 -	1:41.100	
2 -	6:49.367P	
3 -	1:07.950	
4 -	59.878	
5 -	59.613	

York Fitness Post Historic Touring Car Championship

QUALIFYING - LAP ANALYSIS

(contd.)

14	Tony CRUDGINGTON	Triumph Dolomite Sprint
1 -	1:21.332	6 - 59.778
2 -	59.229	
3 -	5:55.127P	
4 -	1:08.062	
5 -	59.235	
16	Glenn CANNING	NSU TTS
1 -	1:42.604	
2 -	6:51.429P	
3 -	1:12.983	
4 -	1:05.527	
5 -	1:07.000	
20	Keith CALVER	Morris Mini Clubman 1275 GT
1 -	2:15.038	
2 -	5:57.212P	
3 -	1:21.545	
4 -	1:10.285	
5 -	1:05.733	
21	John WRIGHT	Ford Escort
1 -	1:27.498	
2 -	6:52.467P	
3 -	1:12.636	
4 -	1:00.719	
5 -	1:01.025	
25	Stephen PRIMETT	Ford Escort
1 -	2:02.243	
2 -	6:38.182P	
3 -	1:14.773	
4 -	1:02.220	
5 -	1:01.634	
33	Ken CLARKE	Triumph Dolomite Sprint
1 -	2:00.564	
2 -	5:56.774P	
3 -	1:09.444	
4 -	1:03.477	
5 -	1:02.468	

York Fitness Post Historic Touring Car Championship QUALIFYING - LAP ANALYSIS

(contd.)

37	Greg CARPENTER	Ford Lotus Cortina Mk I
1 - 1:53.723 2 - 6:50.162P 3 - 1:14.927 4 - 1:02.761 5 - 1:01.361		
40	Steven YOUNG	BL Mini Clubman 1275 GT
1 - 1:29.115 2 - 6:55.382P 3 - 1:09.621 4 - 1:00.903 5 - 1:00.552		
43	Andrew CLARKSON	Vauxhall Firenza
1 - 1:31.329 2 - 6:54.956P 3 - 1:08.931 4 - 1:02.881 5 - 1:02.586		
49	Mark OSBORNE	Triumph Dolomite Sprint
1 - 1:27.946 2 - 6:53.890P 3 - 1:11.086 4 - 1:00.674 5 - 1:01.305		
52	Phil RHODES	Ford Capri
1 - 1:58.164 2 - 5:57.719P 3 - 1:09.322 4 - 1:02.682 5 - 1:05.289		
54	Colin STUBBS	Ford Capri 3000GT
1 - 1:33.838 2 - 6:54.546P 3 - 1:10.133 4 - 1:03.977 5 - 1:02.683		

York Fitness Post Historic Touring Car Championship

QUALIFYING - LAP ANALYSIS

(contd.)

55	David HOWARD	Jaguar XJ12 Si
1 - 2:14.024 2 - 5:59.454P 3 - 1:07.089 4 - 59.536 5 - 59.616		
60	Trevor PICKARD	Triumph Dolomite Sprint
1 - 1:21.113 6 - 1:01.088 2 - 1:01.998 3 - 5:53.966P 4 - 1:07.513 5 - 1:00.849		
62	Mike DUGDALE	Ford Escort RS2000 Mk I
1 - 1:40.763 2 - 6:14.203P 3 - 1:07.893 4 - 1:02.427 5 - 1:05.770		
68	Antony WRAY	Ford Escort
1 - 2:04.695 2 - 6:04.434P 3 - 1:23.977 4 - 1:14.530 5 - 1:12.612		
69	Mark AISTRUP	Ford Escort RS
1 - 1:42.484 2 - 6:49.660P 3 - 1:13.162 4 - 1:03.696 5 - 1:03.892		
88	Nick DANN	Ford Capri GT
1 - 1:50.839 2 - 6:47.704P 3 - 1:07.037 4 - 1:00.757 5 - 1:00.590		


York Fitness Post Historic Touring Car Championship QUALIFYING - LAP ANALYSIS

(contd.)

95	Len ALLGOOD	Ford Escort RS2000 Mk I
1 -	1:33.087	
2 -	7:13.809P	
3 -	1:16.757	
4 -	1:08.033	

York Fitness Post Historic Touring Car Championship

GRID - RACE 7

ROW 13	68	WRAY	
ROW 12		95	ALLGOOD
ROW 11	16	CANNING	20
ROW 10		54	STUBBS
ROW 9	43	CLARKSON	52
ROW 8		62	DUGDALE
ROW 7	37	CARPENTER	25
ROW 6		7	GOWER
ROW 5	49	OSBORNE	21
ROW 4		40	YOUNG
ROW 3	10	MARSHALL	2
ROW 2		14	CRUDGINGTON
ROW 1	6	HALLFORD	1
POLE			
			

Weather / Track : Sunny / Dry
 These results are provisional until the conclusion of any judicial and technical matters.

Brands Hatch
 Circuit Length = 1.2262 miles.
 Start: 11:55 End: 12:12

Clerk Of Course:	Stewards:	Timekeeper:
------------------	-----------	-------------

York Fitness Post Historic Touring Car Championship

RACE CLASSIFICATION - RACE 7

POS	NO	CL	NAME	NAT	CAR	TIME	LAPS	GAP	MPH	BEST
1	6	A	Peter HALLFORD		Chevrolet Camaro Z/28	13:50.562	14		74.49	57.787
2	55	A	David HOWARD		Jaguar XJ12 Si	14:06.974	14	16.412	73.04	58.835
3	1	C	Dave NIXON		Mazda RX3 Coupe	14:07.482	14	16.920	73.00	59.440
4	88	B	Nick DANN		Ford Capri GT	14:11.430	14	20.868	72.66	59.438
5	49	C	Mark OSBORNE		Triumph Dolomite Sprint	14:13.145	14	22.583	72.51	59.404
6	14	C	Tony CRUDGINGTON		Triumph Dolomite Sprint	14:13.632	14	23.070	72.47	59.049
7	60	C	Trevor PICKARD		Triumph Dolomite Sprint	14:18.540	14	27.978	72.06	59.614
8	2	C	Jason CHRISTIE		Ford Escort RS2000	14:19.817	14	29.255	71.95	59.524
9	21	C	John WRIGHT		Ford Escort	14:22.358	14	31.796	71.74	59.580
10	25	C	Stephen PRIMETT		Ford Escort	14:22.879	14	32.317	71.70	59.318
11	40	E	Steven YOUNG		BL Mini Clubman 1275 GT	14:25.264	14	34.702	71.50	1:00.390
12	7	C	Barry GOWER		Ford Escort RS2000	14:27.115	14	36.553	71.34	1:00.485
13	37	D	Greg CARPENTER		Ford Lotus Cortina Mk I	14:28.694	14	38.132	71.22	1:00.489
14	33	C	Ken CLARKE		Triumph Dolomite Sprint	14:38.200	14	47.638	70.44	1:00.291
15	69	C	Mark AISTRUP		Ford Escort RS	14:43.921	14	53.359	69.99	1:01.521
16	43	C	Andrew CLARKSON		Vauxhall Firenza	14:45.488	14	54.926	69.86	1:01.056
17	3	D	James CHRISTIE		Hillman Avenger	14:10.782	13	1 LAP	67.53	1:02.612
18	95	C	Len ALLGOOD		Ford Escort RS2000 Mk I	14:11.559	13	1 LAP	67.46	1:02.814
19	16	F	Glenn CANNING		NSU TTS	14:17.134	13	1 LAP	67.03	1:03.079
20	20	E	Keith CALVER		Morris Mini Clubman 1275 GT	14:17.834	13	1 LAP	66.97	1:03.803
21	54	B	Colin STUBBS		Ford Capri 3000GT	14:43.845	13	1 LAP	65.00	1:01.486
22	68	E	Antony WRAY		Ford Escort	14:11.006	12	2 LAPS	62.32	1:07.764

NOT CLASSIFIED

52	B	Phil RHODES		Ford Capri	2:47.319	2	D.N.F.	53.17	1:14.090
62	C	Mike DUGDALE		Ford Escort RS2000 Mk I		0	D.N.F.	N/A	

FASTEST LAP

6	A	Peter HALLFORD		Chevrolet Camaro Z/28	57.787	4	76.39mph	122.93kph
14	C	Tony CRUDGINGTON		Triumph Dolomite Sprint	59.049	12	74.75mph	120.30kph
88	B	Nick DANN		Ford Capri GT	59.438	4	74.26mph	119.52kph
40	E	Steven YOUNG		BL Mini Clubman 1275 GT	1:00.390	11	73.09mph	117.63kph
37	D	Greg CARPENTER		Ford Lotus Cortina Mk I	1:00.489	5	72.97mph	117.44kph
16	F	Glenn CANNING		NSU TTS	1:03.079	10	69.98mph	112.62kph

Weather / Track : Sunny / Dry

These results are provisional until the conclusion of any judicial and technical matters.

Brands Hatch

Circuit Length = 1.2262 miles.

Start: 16:36 End: 16:50

Clerk Of Course:	Stewards:	Timekeeper:
------------------	-----------	-------------

York Fitness Post Historic Touring Car Championship

RACE CLASSIFICATION - RACE 7 - LAP CHART

Lap 1			Lap 2			Lap 3			Lap 4			Lap 5		
No	Behind	Laptime	No	Behind	Laptime	No	Behind	Laptime	No	Behind	Laptime	No	Behind	Laptime
6		1:04.995	6		58.498	6		58.601	6		57.787	6		57.919
55	1.853	1:06.848	55	2.190	58.835	55	2.562	58.973	55	3.825	59.050	55	5.081	59.175
1	3.119	1:08.114	1	4.061	59.440	1	5.523	1:00.063	1	7.410	59.674	1	9.264	59.773
88	3.620	1:08.615	88	5.221	1:00.099	88	6.817	1:00.197	88	8.468	59.438	88	10.664	1:00.115
2	5.173	1:10.168	2	8.722	1:02.047	40	11.871	1:01.385	40	14.573	1:00.489	49	17.059	1:00.017
40	5.210	1:10.205	40	9.087	1:02.375	60	12.820	1:02.129	49	14.961	59.854	40	17.497	1:00.843
60	5.754	1:10.749	60	9.292	1:02.036	49	12.894	1:01.591	60	16.464	1:01.431	60	18.651	1:00.106
21	6.445	1:11.440	49	9.904	1:01.788	2	13.342	1:03.221	2	16.843	1:01.288	2	19.255	1:00.331
49	6.614	1:11.609	21	10.547	1:02.600	21	13.873	1:01.927	21	17.548	1:01.462	14	19.846	59.823
7	7.040	1:12.035	7	10.804	1:02.262	7	14.664	1:02.461	14	17.942	1:00.741	21	20.550	1:00.921
33	8.019	1:13.014	33	11.172	1:01.651	14	14.988	1:01.028	7	18.895	1:02.018	7	21.718	1:00.742
37	8.661	1:13.656	14	12.561	1:00.930	37	16.824	1:01.520	37	20.042	1:01.005	37	22.612	1:00.489
52	9.095	1:14.090	37	13.905	1:03.742	54	18.728	1:01.788	25	22.721	1:00.138	25	24.120	59.318
69	9.771	1:14.766	54	15.541	1:03.551	69	19.880	1:02.506	54	22.815	1:01.874	54	26.382	1:01.486
14	10.129	1:15.124	69	15.975	1:04.702	25	20.370	1:01.876	69	24.270	1:02.177	69	28.224	1:01.873
54	10.488	1:15.483	43	16.874	1:04.619	43	20.822	1:02.549	43	25.415	1:02.380	43	28.720	1:01.224
43	10.753	1:15.748	25	17.095	1:03.640	33	27.019	1:14.448	33	30.328	1:01.096	33	33.416	1:01.007
25	11.953	1:16.948	3	21.678	1:07.705	16	27.971	1:04.642	16	35.101	1:04.917	16	41.784	1:04.602
3	12.471	1:17.466	16	21.930	1:06.294	3	28.780	1:05.703	3	35.943	1:04.950	3	42.521	1:04.497
20	14.074	1:19.069	20	21.931	1:06.355	95	29.718	1:05.729	95	36.582	1:04.651	95	42.963	1:04.300
16	14.134	1:19.129	95	22.590	1:05.866	20	30.694	1:07.364	20	37.560	1:04.653	20	43.819	1:04.178
95	15.222	1:20.217	68	33.952	1:12.570	68	45.926	1:10.575	68	57.562	1:09.423			
68	19.880	1:24.875	52	43.826	1:33.229P									

York Fitness Post Historic Touring Car Championship

RACE CLASSIFICATION - RACE 7 - LAP CHART

(contd.)

Lap 6			Lap 7			Lap 8			Lap 9			Lap 10		
No	Behind	Laptime	No	Behind	Laptime	No	Behind	Laptime	No	Behind	Laptime	No	Behind	Laptime
6		58.369	6		58.546	6		59.683	6		59.283	6		1:00.251
55	6.378	59.666	55	8.138	1:00.306	55	8.264	59.809	20	1 LAP	1:03.939	3	1 LAP	1:04.973
68	1 LAP	1:09.205	1	11.605	59.590	1	11.619	59.697	55	9.007	1:00.026	95	1 LAP	1:04.289
1	10.561	59.666	88	14.308	1:00.554	88	14.804	1:00.179	1	12.123	59.787	20	1 LAP	1:03.803
88	12.300	1:00.005	49	19.646	1:00.098	49	20.050	1:00.087	88	16.497	1:00.976	16	1 LAP	1:06.047
49	18.094	59.404	68	1 LAP	1:08.904	14	22.066	59.681	49	20.358	59.591	55	8.789	1:00.033
40	19.928	1:00.800	14	22.068	59.753	60	23.873	1:00.874	14	22.656	59.873	1	12.474	1:00.602
60	20.419	1:00.137	40	22.268	1:00.886	40	24.156	1:01.571	60	24.564	59.974	88	16.056	59.810
14	20.861	59.384	60	22.682	1:00.809	2	24.561	1:00.627	40	26.012	1:01.139	49	19.969	59.862
2	21.684	1:00.798	2	23.617	1:00.479	21	25.048	1:00.330	2	26.128	1:00.850	14	21.809	59.404
21	22.011	59.830	21	24.401	1:00.936	25	27.891	1:01.031	21	26.445	1:00.680	60	24.226	59.913
7	24.171	1:00.822	7	26.170	1:00.545	7	27.993	1:01.506	25	28.605	59.997	2	26.681	1:00.804
37	24.889	1:00.646	25	26.543	59.953	37	28.280	1:00.809	7	29.923	1:01.213	40	26.892	1:01.131
25	25.136	59.385	37	27.154	1:00.811	68	1 LAP	1:11.046	37	30.253	1:01.256	21	27.121	1:00.927
54	29.501	1:01.488	54	33.636	1:02.681	43	38.131	1:02.952	43	40.534	1:01.686	25	27.738	59.384
43	31.527	1:01.176	43	34.862	1:01.881	69	38.500	1:03.182	69	40.738	1:01.521	7	30.494	1:00.822
69	31.697	1:01.842	69	35.001	1:01.850	33	39.139	1:01.029	68	1 LAP	1:08.256	37	30.882	1:00.880
33	35.689	1:00.642	33	37.793	1:00.650	54	44.933	1:10.980	33	41.267	1:01.411	69	42.620	1:02.133
16	47.788	1:04.373	3	53.515	1:03.835	3	57.221	1:03.389	54	50.791	1:05.141	33	42.810	1:01.794
3	48.226	1:04.074	16	53.625	1:04.383	95	58.105	1:03.012				43	45.224	1:04.941
95	48.922	1:04.328	95	54.776	1:04.400	16	58.165	1:04.223				68	1 LAP	1:09.543
20	49.804	1:04.354	20	55.906	1:04.648									

York Fitness Post Historic Touring Car Championship

RACE CLASSIFICATION - RACE 7 - LAP CHART

(contd.)

Lap 11			Lap 12			Lap 13			Lap 14			Lap 15		
No	Behind	Laptime	No	Behind	Laptime	No	Behind	Laptime	No	Behind	Laptime	No	Behind	Laptime
6		59.747	6		58.990	6		58.555	6		59.338			
54	1 LAP	1:10.491	68	2 LAPS	1:08.919	68	2 LAPS	1:07.764	55	16.412	1:00.687			
95	1 LAP	1:02.951	3	1 LAP	1:03.915	55	15.063	1:01.992	1	16.920	1:00.670			
3	1 LAP	1:03.152	95	1 LAP	1:04.059	1	15.588	1:00.805	3	1 LAP	1:02.612			
16	1 LAP	1:03.079	55	11.626	1:01.918	3	1 LAP	1:04.511	68	2 LAPS	1:09.926			
55	8.698	59.656	1	13.338	1:00.021	95	1 LAP	1:04.943	88	20.868	1:00.129			
20	1 LAP	1:04.041	20	1 LAP	1:05.929	88	20.077	1:00.561	95	1 LAP	1:02.814			
1	12.307	59.580	16	1 LAP	1:06.751	49	22.026	1:00.057	49	22.583	59.895			
88	16.274	59.965	88	18.071	1:00.787	16	1 LAP	1:04.943	14	23.070	1:00.034			
49	20.073	59.851	49	20.524	59.441	14	22.374	59.545	16	1 LAP	1:03.751			
14	21.325	59.263	14	21.384	59.049	20	1 LAP	1:05.482	20	1 LAP	1:04.019			
60	24.554	1:00.075	54	1 LAP	1:20.044	60	26.724	59.614	60	27.978	1:00.592			
2	26.458	59.524	60	25.665	1:00.101	2	28.693	59.876	2	29.255	59.900			
40	27.535	1:00.390	2	27.372	59.904	21	31.554	1:00.807	21	31.796	59.580			
21	27.662	1:00.288	21	29.302	1:00.630	25	32.197	1:01.153	25	32.317	59.458			
25	28.258	1:00.267	40	29.302	1:00.757	40	33.215	1:02.468	40	34.702	1:00.825			
7	31.681	1:00.934	25	29.599	1:00.331	7	35.376	1:00.485	7	36.553	1:00.515			
37	32.142	1:01.007	7	33.446	1:00.755	37	36.769	1:01.311	37	38.132	1:00.701			
33	43.493	1:00.430	37	34.013	1:00.861	54	1 LAP	1:16.878	33	47.638	1:00.291			
69	44.649	1:01.776	33	44.914	1:00.411	33	46.685	1:00.326	54	1 LAP	1:11.960			
43	47.393	1:01.916	69	47.551	1:01.892	69	50.938	1:01.942	69	53.359	1:01.759			
			43	50.214	1:01.811	43	53.208	1:01.549	43	54.926	1:01.056			

Lancaster Insurance MG Owners Club Championship QUALIFYING - RACE 8

POS	NO	CL	NAME	NAT	ENTRY	TIME	LAPS	GAP	MPH
1	4	B	Simon BYRNE		MG Maestro	1:00.198	11		73.33
2	2	B	Robb ADDISON		MG Maestro	1:00.299	10	0.101	73.20
3	75	Z	Darryl DAVIS		MG ZR 160	1:00.425	11	0.227	73.05
4	42	B	Peter FIDDES		MG Maestro	1:00.499	12	0.301	72.96
5	36	B	Jonathan PERRY		MG Maestro EFi	1:00.602	12	0.404	72.84
6	46	B	Andy FIRTH		MG Maestro	1:00.960	11	0.762	72.41
7	9	B	Mick HOPKINS		MG Maestro	1:00.979	11	0.781	72.39
8	8	B	Paul ROBERTS		MG Maestro	1:01.189	11	0.991	72.14
9	3	B	Doug COLE		MG Maestro EFi	1:01.198	12	1.000	72.13
10	5	B	Darren WINTER		MG Maestro EFi	1:01.201	12	1.003	72.12
11	59	B	Paul NAISH		MG Maestro	1:01.463	12	1.265	71.82
12	99	B	Andy CAMPBELL		MG Maestro	1:01.505	11	1.307	71.77
13	69	B	Nick ARDEN		MG Maestro	1:01.526	11	1.328	71.74
14	45	B	Keith ASSENDER		MG Maestro EFi	1:01.527	11	1.329	71.74
15	22	B	Jim EDWARDS		MG Maestro	1:01.663	5	1.465	71.58
16	15	B	James BARNETT		MG Maestro	1:01.923	11	1.725	71.28
17	37	B	Mark HALSALL		MG Maestro EFi	1:02.013	12	1.815	71.18
18	14	B	Mark JACKSON		MG Maestro	1:02.187	11	1.989	70.98
19	35	B	Stuart PHILPS		MG Maestro	1:02.251	11	2.053	70.91
20	20	B	Peter BYLES		MG Maestro	1:02.325	11	2.127	70.82
21	7	B	Darren LEONARD		MG Maestro	1:02.563	11	2.365	70.55
22	29	B	Richard WATERMAN		MG Maestro	1:02.859	11	2.661	70.22
23	17	B	David GARDNER		MG Maestro	1:03.288	7	3.090	69.75
24	11	B	Stephen BLAND		MG Maestro EFi	1:03.527	11	3.329	69.48
25	41	B	Alan JACKSON		MG Maestro	1:03.558	10	3.360	69.45
26	16	B	Gethin ISAAC		MG Maestro	1:03.759	5	3.561	69.23
27	10	B	Clair HOPKINS		MG Maestro EFi	1:04.261	11	4.063	68.69
28	25	B	Adam CHODOSH		MG Maestro	1:04.384	6	4.186	68.56
29	21	B	Andrew SHARPE		MG Maestro EFi	1:05.434	10	5.236	67.46
30	84	B	David BURWOOD		MG Maestro EFi	1:06.092	10	5.894	66.79

Cars 41 & 59 need working transponders. Car No 43T did 4 laps.

Weather / Track : Bright / Dry

These results are provisional until the conclusion of any judicial and technical matters.

Brands Hatch

Circuit Length = 1.2262 miles.

Start: 12:21 End: 12:33

Clerk Of Course:	Stewards:	Timekeeper:
------------------	-----------	-------------

Lancaster Insurance MG Owners Club Championship QUALIFYING - LAP ANALYSIS

2	Robb ADDISON	MG Maestro
1 - 1:19.581	6 - 1:00.911	
2 - 1:03.862	7 - 1:00.986	
3 - 1:01.279	8 - 1:11.813	
4 - 1:08.357	9 - 1:01.152	
5 - 1:00.799	10 - 1:00.299	
3	Doug COLE	MG Maestro EFi
1 - 1:14.939	6 - 1:02.312	11 - 1:01.823
2 - 1:02.891	7 - 1:01.480	12 - 1:01.256
3 - 1:02.847	8 - 1:01.645	
4 - 1:02.011	9 - 1:01.198	
5 - 1:02.186	10 - 1:01.498	
4	Simon BYRNE	MG Maestro
1 - 2:16.625	6 - 1:01.204	11 - 1:00.198
2 - 1:02.912	7 - 1:02.064	
3 - 1:01.935	8 - 1:03.474	
4 - 1:06.633	9 - 1:00.498	
5 - 1:03.583	10 - 1:00.409	
5	Darren WINTER	MG Maestro EFi
1 - 1:14.453	6 - 1:02.149	11 - 1:03.366
2 - 1:05.377	7 - 1:02.261	12 - 1:01.733
3 - 1:02.185	8 - 1:01.802	
4 - 1:02.569	9 - 1:02.785	
5 - 1:01.920	10 - 1:01.201	
7	Darren LEONARD	MG Maestro
1 - 1:22.125	6 - 1:03.849	11 - 1:02.798
2 - 1:06.345	7 - 1:02.702	
3 - 1:05.284	8 - 1:04.643	
4 - 1:03.787	9 - 1:04.194	
5 - 1:03.709	10 - 1:02.563	
8	Paul ROBERTS	MG Maestro
1 - 1:51.619	6 - 1:01.568	11 - 1:01.497
2 - 1:02.649	7 - 1:01.747	
3 - 1:02.059	8 - 1:01.189	
4 - 1:02.418	9 - 1:01.477	
5 - 1:02.028	10 - 1:01.549	

Lancaster Insurance MG Owners Club Championship

QUALIFYING - LAP ANALYSIS

(contd.)

9	Mick HOPKINS	MG Maestro
1 - 1:48.106	6 - 1:02.056	11 - 1:00.979
2 - 1:04.172	7 - 1:01.741	
3 - 1:02.370	8 - 1:03.765	
4 - 1:01.775	9 - 1:08.914	
5 - 1:02.925	10 - 1:01.257	
10	Clair HOPKINS	MG Maestro EFi
1 - 1:53.593	6 - 1:06.224	11 - 1:04.261
2 - 1:09.696	7 - 1:09.074	
3 - 1:07.266	8 - 1:05.611	
4 - 1:05.137	9 - 1:04.955	
5 - 1:05.088	10 - 1:04.948	
11	Stephen BLAND	MG Maestro EFi
1 - 1:42.602	6 - 1:06.991	11 - 1:03.527
2 - 1:09.776	7 - 1:08.678	
3 - 1:08.504	8 - 1:09.093	
4 - 1:07.676	9 - 1:04.892	
5 - 1:07.763	10 - 1:05.370	
14	Mark JACKSON	MG Maestro
1 - 2:11.318	6 - 1:03.499	11 - 1:02.187
2 - 1:10.206	7 - 1:02.970	
3 - 1:07.368	8 - 1:03.748	
4 - 1:05.298	9 - 1:02.295	
5 - 1:04.642	10 - 1:02.696	
15	James BARNETT	MG Maestro
1 - 2:24.324	6 - 1:02.498	11 - 1:02.521
2 - 1:05.734	7 - 1:04.657	
3 - 1:05.074	8 - 1:01.923	
4 - 1:03.314	9 - 1:02.886	
5 - 1:02.630	10 - 1:02.782	
16	Gethin ISAAC	MG Maestro
1 - 2:05.367		
2 - 1:05.567		
3 - 1:04.071		
4 - 1:04.536		
5 - 1:03.759		

Lancaster Insurance MG Owners Club Championship

QUALIFYING - LAP ANALYSIS

(contd.)

17	David GARDNER	MG Maestro
1 - 1:34.655	6 - 1:03.288	
2 - 1:08.147	7 - 1:03.668	
3 - 1:03.850		
4 - 1:04.037		
5 - 1:04.993		
20	Peter BYLES	MG Maestro
1 - 1:32.416	6 - 1:03.032	11 - 1:02.547
2 - 1:05.531	7 - 1:02.325	
3 - 1:04.937	8 - 1:02.559	
4 - 1:02.868	9 - 1:03.678	
5 - 1:04.338	10 - 1:02.863	
21	Andrew SHARPE	MG Maestro EFi
1 - 1:52.431	6 - 1:08.530	
2 - 1:08.042	7 - 1:06.969	
3 - 1:09.569	8 - 1:07.508	
4 - 1:08.568	9 - 1:05.819	
5 - 1:08.103	10 - 1:05.434	
22	Jim EDWARDS	MG Maestro
1 - 2:16.094		
2 - 1:02.934		
3 - 1:01.968		
4 - 1:01.663		
5 - 3:39.821P		
25	Adam CHODOSH	MG Maestro
1 - 1:29.204	6 - 1:04.384	
2 - 1:08.417		
3 - 1:06.393		
4 - 1:06.265		
5 - 1:06.111		
29	Richard WATERMAN	MG Maestro
1 - 1:25.922	6 - 1:02.967	11 - 1:03.287
2 - 1:05.750	7 - 1:02.859	
3 - 1:04.462	8 - 1:04.267	
4 - 1:03.734	9 - 1:04.365	
5 - 1:03.020	10 - 1:05.071	

Lancaster Insurance MG Owners Club Championship

QUALIFYING - LAP ANALYSIS

(contd.)

35	Stuart PHILPS	MG Maestro
1 - 1:34.154	6 - 1:02.251	11 - 1:02.318
2 - 1:07.244	7 - 1:02.525	
3 - 1:05.750	8 - 1:03.344	
4 - 1:03.607	9 - 1:02.489	
5 - 1:03.005	10 - 1:02.563	
36	Jonathan PERRY	MG Maestro EFi
1 - 1:16.239	6 - 1:01.468	11 - 1:02.426
2 - 1:06.005	7 - 1:02.453	12 - 1:00.894
3 - 1:01.894	8 - 1:01.390	
4 - 1:02.456	9 - 1:03.205	
5 - 1:01.436	10 - 1:00.602	
37	Mark HALSALL	MG Maestro EFi
1 - 1:16.139	6 - 1:02.429	11 - 1:02.628
2 - 1:09.071	7 - 1:02.637	12 - 1:02.545
3 - 1:02.810	8 - 1:03.519	
4 - 1:02.278	9 - 1:02.212	
5 - 1:03.510	10 - 1:02.013	
41	Alan JACKSON	MG Maestro
1 - 2:07.817	6 - 1:05.260	
2 - 1:08.908	7 - 1:08.374	
3 - 1:10.637	8 - 1:09.990	
4 - 1:05.660	9 - 1:03.879	
5 - 1:05.442	10 - 1:03.558	
42	Peter FIDDES	MG Maestro
1 - 1:13.207	6 - 1:01.437	11 - 1:00.526
2 - 1:03.840	7 - 1:01.275	12 - 1:00.499
3 - 1:03.214	8 - 1:03.344	
4 - 1:01.604	9 - 1:01.150	
5 - 1:01.332	10 - 1:00.530	
45	Keith ASSENDER	MG Maestro EFi
1 - 2:02.511	6 - 1:03.132	11 - 1:01.924
2 - 1:05.738	7 - 1:03.264	
3 - 1:05.861	8 - 1:03.809	
4 - 1:05.018	9 - 1:01.527	
5 - 1:03.277	10 - 1:01.967	

Lancaster Insurance MG Owners Club Championship

QUALIFYING - LAP ANALYSIS

(contd.)

46	Andy FIRTH		MG Maestro
1 -	2:23.143	6 - 1:02.792	11 - 1:00.960
2 -	1:03.456	7 - 1:01.387	
3 -	1:02.344	8 - 1:02.522	
4 -	1:01.777	9 - 1:01.190	
5 -	1:01.625	10 - 1:01.017	
59	Paul NAISH		MG Maestro
1 -	1:22.724	6 - 1:02.096	11 - 1:01.988
2 -	1:05.195	7 - 1:02.870	12 - 1:02.087
3 -	1:02.583	8 - 1:02.024	
4 -	1:03.012	9 - 1:02.147	
5 -	1:01.463	10 - 1:01.801	
69	Nick ARDEN		MG Maestro
1 -	1:35.597	6 - 1:02.050	11 - 1:02.079
2 -	1:05.901	7 - 1:01.526	
3 -	1:02.760	8 - 1:01.668	
4 -	1:02.339	9 - 1:03.815	
5 -	1:02.817	10 - 1:03.478	
75	Darryl DAVIS		MG ZR 160
1 -	1:52.481	6 - 1:00.661	11 - 1:00.811
2 -	1:02.255	7 - 1:00.425	
3 -	1:01.783	8 - 1:00.476	
4 -	1:00.543	9 - 1:01.015	
5 -	1:00.512	10 - 1:00.710	
84	David BURWOOD		MG Maestro EFi
1 -	1:52.659	6 - 1:09.216	
2 -	1:11.813	7 - 1:09.499	
3 -	1:09.656	8 - 1:09.189	
4 -	1:09.312	9 - 1:07.737	
5 -	1:09.461	10 - 1:06.092	
99	Andy CAMPBELL		MG Maestro
1 -	2:16.504	6 - 1:02.546	11 - 1:02.599
2 -	1:05.223	7 - 1:01.795	
3 -	1:02.069	8 - 1:02.417	
4 -	1:02.463	9 - 1:01.522	
5 -	1:01.892	10 - 1:01.505	

Lancaster Insurance MG Owners Club Championship

GRID - RACE 8

ROW 15	21	SHARPE	84	BURWOOD	
ROW 14		10	HOPKINS	25	CHODOSH
ROW 13	41	JACKSON	16	ISAAC	
ROW 12		17	GARDNER	11	BLAND
ROW 11	7	LEONARD	29	WATERMAN	
ROW 10		35	PHILPS	20	BYLES
ROW 9	37	HALSALL	14	JACKSON	
ROW 8		22	EDWARDS	15	BARNETT
ROW 7	69	ARDEN	45	ASSENDER	
ROW 6		59	NAISH	99	CAMPBELL
ROW 5	3	COLE	5	WINTER	
ROW 4		9	HOPKINS	8	ROBERTS
ROW 3	36	PERRY	46	FIRTH	
ROW 2		75	DAVIS	42	FIDDES
ROW 1	4	BYRNE	2	ADDISON	
POLE					

Cars 41 & 59 need working transponders.

Weather / Track : Bright / Dry

These results are provisional until the conclusion of any judicial and technical matters.

Brands Hatch

Circuit Length = 1.2262 miles.

Start: 12:21 End: 12:33

Clerk Of Course:	Stewards:	Timekeeper:
------------------	-----------	-------------

Lancaster Insurance MG Owners Club Championship

RACE CLASSIFICATION - RACE 8

POS	NO	CL	NAME	NAT	ENTRY	TIME	LAPS	GAP	MPH	BEST
1	75	Z	Darryl DAVIS		MG ZR 160	12:12.179	12		72.44	59.814
2	4	B	Simon BYRNE		MG Maestro	12:13.783	12	1.604	72.28	1:00.115
3	2	B	Robb ADDISON		MG Maestro	12:14.391	12	2.212	72.22	1:00.263
4	46	B	Andy FIRTH		MG Maestro	12:22.344	12	10.165	71.44	1:00.784
5	36	B	Jonathan PERRY		MG Maestro EFi	12:23.250	12	11.071	71.36	1:00.697
6	59	B	Paul NAISH		MG Maestro	12:24.357	12	12.178	71.25	1:00.183
7	99	B	Andy CAMPBELL		MG Maestro	12:25.117	12	12.938	71.18	1:00.639
8	5	B	Darren WINTER		MG Maestro EFi	12:30.391	12	18.212	70.68	1:00.612
9	8	B	Paul ROBERTS		MG Maestro	12:30.719	12	18.540	70.65	1:00.942
10	35	B	Stuart PHILPS		MG Maestro	12:31.972	12	19.793	70.53	1:01.372
11	69	B	Nick ARDEN		MG Maestro	12:32.348	12	20.169	70.49	1:00.670
12	7	B	Darren LEONARD		MG Maestro	12:48.435	12	36.256	69.02	1:02.550
13	20	B	Peter BYLES		MG Maestro	12:48.647	12	36.468	69.00	1:02.158
14	22	B	Jim EDWARDS		MG Maestro	12:49.756	12	37.577	68.90	1:01.498
15	11	B	Stephen BLAND		MG Maestro EFi	12:49.852	12	37.673	68.89	1:01.920
16	45	B	Keith ASSENDER		MG Maestro EFi	12:50.360	12	38.181	68.85	1:01.389
17	25	B	Adam CHODOSH		MG Maestro	13:06.595	12	54.416	67.42	1:03.048
18	37	B	Mark HALSALL		MG Maestro EFi	13:06.882	12	54.703	67.40	1:02.037
19	41	B	Alan JACKSON		MG Maestro	13:07.104	12	54.925	67.38	1:02.394
20	10	B	Clair HOPKINS		MG Maestro EFi	13:07.367	12	55.188	67.36	1:02.749
21	9	B	Mick HOPKINS		MG Maestro	13:15.580	12	1:03.401	66.66	1:02.113
22	29	B	Richard WATERMAN		MG Maestro	12:12.630	11	1 LAP	66.37	1:02.803
23	21	B	Andrew SHARPE		MG Maestro EFi	12:20.976	11	1 LAP	65.62	1:03.524
24	84	B	David BURWOOD		MG Maestro EFi	12:25.119	11	1 LAP	65.25	1:04.830

NOT CLASSIFIED

14	B	Mark JACKSON	MG Maestro	10:45.789	10	D.N.F.	68.46	1:01.953
3	B	Doug COLE	MG Maestro EFi	9:19.644	9	D.N.F.	71.11	1:00.685
17	B	David GARDNER	MG Maestro	5:29.119	5	D.N.F.	67.26	1:02.462
16	B	Gethin ISAAC	MG Maestro	1:15.534	1	D.N.F.	59.33	1:15.534

FASTEST LAP

75	Z	Darryl DAVIS	MG ZR 160	59.814	8	73.80mph	118.77kph
4	B	Simon BYRNE	MG Maestro	1:00.115	4	73.43mph	118.17kph

Car Nos 15 & 42 took first start.

Weather / Track : Bright / Dry

These results are provisional until the conclusion of any judicial and technical matters.

Brands Hatch

Circuit Length = 1.2262 miles.

Start: 17:12 End: 17:24

Clerk Of Course:	Stewards:	Timekeeper:
------------------	-----------	-------------

Lancaster Insurance MG Owners Club Championship
RACE CLASSIFICATION - RACE 8 - LAP CHART

Lap 1			Lap 2			Lap 3			Lap 4			Lap 5		
No	Behind	Laptime	No	Behind	Laptime	No	Behind	Laptime	No	Behind	Laptime	No	Behind	Laptime
4		1:07.750	4		1:00.344	4		1:00.143	4		1:00.115	4		1:00.356
2	0.367	1:08.117	2	0.391	1:00.368	2	0.511	1:00.263	2	0.828	1:00.432	2	1.084	1:00.612
75	0.750	1:08.500	75	0.860	1:00.454	75	0.987	1:00.270	75	1.031	1:00.159	75	1.127	1:00.452
46	1.987	1:09.737	46	2.889	1:01.246	46	4.343	1:01.597	46	5.484	1:01.256	46	5.993	1:00.865
36	2.551	1:10.301	36	3.413	1:01.206	36	4.594	1:01.324	36	5.727	1:01.248	36	6.509	1:01.138
3	3.095	1:10.845	3	4.159	1:01.408	3	5.251	1:01.235	3	6.286	1:01.150	3	6.908	1:00.978
8	3.927	1:11.677	59	5.672	1:01.947	99	7.031	1:01.362	99	7.815	1:00.899	99	8.292	1:00.833
59	4.069	1:11.819	99	5.812	1:01.981	59	7.162	1:01.633	59	7.999	1:00.952	59	9.093	1:01.450
99	4.175	1:11.925	8	6.531	1:02.948	8	8.330	1:01.942	8	9.533	1:01.318	8	10.119	1:00.942
69	4.429	1:12.179	69	6.974	1:02.889	69	8.737	1:01.906	5	10.468	1:01.768	5	11.294	1:01.182
5	5.199	1:12.949	5	7.366	1:02.511	5	8.815	1:01.592	69	11.093	1:02.471	69	11.979	1:01.242
35	5.908	1:13.658	35	7.510	1:01.946	35	9.111	1:01.744	35	11.607	1:02.611	35	12.743	1:01.492
9	5.946	1:13.696	9	7.971	1:02.369	9	9.941	1:02.113	9	11.982	1:02.156	9	13.776	1:02.150
29	6.540	1:14.290	7	10.988	1:04.225	7	14.137	1:03.292	7	16.572	1:02.550	7	19.702	1:03.486
7	7.107	1:14.857	17	11.366	1:04.293	17	14.532	1:03.309	17	16.879	1:02.462	20	20.070	1:03.036
17	7.417	1:15.167	20	11.832	1:03.205	20	14.946	1:03.257	20	17.390	1:02.559	17	20.411	1:03.888
16	7.784	1:15.534	45	13.256	1:04.048	45	15.598	1:02.485	45	18.136	1:02.653	11	20.867	1:02.992
20	8.971	1:16.721	11	13.883	1:04.430	11	16.426	1:02.686	11	18.231	1:01.920	45	20.924	1:03.144
45	9.552	1:17.302	14	14.741	1:03.903	14	17.044	1:02.446	14	18.882	1:01.953	14	21.559	1:03.033
11	9.797	1:17.547	25	17.492	1:06.851	25	23.190	1:05.841	22	25.236	1:01.759	22	26.600	1:01.720
25	10.985	1:18.735	21	17.837	1:06.385	22	23.592	1:04.733	25	27.774	1:04.699	25	31.543	1:04.125
14	11.182	1:18.932	10	18.171	1:05.848	21	23.906	1:06.212	41	30.055	1:05.843	41	34.060	1:04.361
21	11.796	1:19.546	41	18.750	1:06.271	41	24.327	1:05.720	10	30.949	1:06.542	10	35.737	1:05.144
10	12.667	1:20.417	22	19.002	1:04.446	10	24.522	1:06.494	37	34.322	1:09.479	37	36.454	1:02.488
41	12.823	1:20.573	37	21.547	1:06.186	37	24.958	1:03.554	84	36.334	1:08.607	84	40.956	1:04.978
84	13.979	1:21.729	84	21.725	1:08.090	84	27.842	1:06.260	29	40.742	1:04.214	29	43.964	1:03.578
22	14.900	1:22.650	29	31.740	1:25.544	29	36.643	1:05.046	21	44.842	1:21.051	21	48.253	1:03.767
37	15.705	1:23.455												

Car Nos 15 & 42 took first start.
Weather / Track : Bright / Dry

Brands Hatch
Circuit Length = 1.2262 miles.
Start: 17:12 End: 17:24

Lancaster Insurance MG Owners Club Championship

RACE CLASSIFICATION - RACE 8 - LAP CHART

(contd.)

Lap 6			Lap 7			Lap 8			Lap 9			Lap 10		
No	Behind	Laptime	No	Behind	Laptime	No	Behind	Laptime	No	Behind	Laptime	No	Behind	Laptime
4		1:00.573	4		1:00.921	75		59.814	75		59.989	75		1:00.830
75	0.511	59.957	75	0.002	1:00.412	4	0.885	1:00.701	4	1.418	1:00.522	84	1 LAP	1:05.916
2	1.470	1:00.959	2	1.163	1:00.614	2	1.878	1:00.531	2	2.237	1:00.348	21	1 LAP	1:04.282
46	6.454	1:01.034	46	6.480	1:00.947	46	7.945	1:01.281	46	8.797	1:00.841	4	1.903	1:01.315
36	6.633	1:00.697	36	7.185	1:01.473	3	8.377	1:01.001	3	9.637	1:01.249	2	2.308	1:00.901
3	7.020	1:00.685	3	7.192	1:01.093	36	8.754	1:01.385	36	9.685	1:00.920	46	8.751	1:00.784
99	8.492	1:00.773	99	8.210	1:00.639	99	9.357	1:00.963	99	10.377	1:01.009	36	10.445	1:01.590
59	9.516	1:00.996	59	9.090	1:00.495	5	13.333	1:01.485	59	10.563	1:01.095	99	11.025	1:01.478
8	10.785	1:01.239	8	11.200	1:01.336	8	13.511	1:02.127	5	15.424	1:02.080	59	11.135	1:01.402
5	11.333	1:00.612	5	11.664	1:01.252	59	9.457	1:00.183	8	15.531	1:02.009	5	16.928	1:02.334
69	12.076	1:00.670	69	11.872	1:00.717	69	13.635	1:01.579	69	15.824	1:02.178	8	17.367	1:02.666
35	13.576	1:01.406	35	14.027	1:01.372	35	15.730	1:01.519	35	17.175	1:01.434	69	18.066	1:03.072
9	18.499	1:05.296	7	23.484	1:02.664	7	26.809	1:03.141	7	29.695	1:02.875	35	18.116	1:01.771
7	21.741	1:02.612	9	24.513	1:06.935	20	27.145	1:02.191	20	29.980	1:02.824	7	31.850	1:02.985
20	23.533	1:04.036	20	24.770	1:02.158	11	28.948	1:02.235	11	30.943	1:01.984	20	32.244	1:03.094
11	23.941	1:03.647	11	26.529	1:03.509	45	30.169	1:02.848	22	32.345	1:01.881	11	33.407	1:03.294
14	24.484	1:03.498	45	27.137	1:03.324	22	30.453	1:01.924	14	32.743	1:01.977	22	33.754	1:02.239
45	24.734	1:04.383	14	27.618	1:04.055	14	30.755	1:02.953	45	33.692	1:03.512	45	34.251	1:01.389
22	27.768	1:01.741	22	28.345	1:01.498	9	36.010	1:11.313	9	41.470	1:05.449	14	34.952	1:03.039
25	35.487	1:04.517	25	38.088	1:03.522	25	41.320	1:03.048	25	45.053	1:03.722	9	46.684	1:06.044
41	35.881	1:02.394	41	38.435	1:03.475	41	41.638	1:03.019	41	45.348	1:03.699	25	47.332	1:03.109
10	38.729	1:03.565	37	40.193	1:02.374	37	42.414	1:02.037	37	45.714	1:03.289	41	47.661	1:03.143
37	38.740	1:02.859	10	41.899	1:04.091	10	45.296	1:03.213	10	48.301	1:02.994	37	48.179	1:03.295
84	45.213	1:04.830	84	49.193	1:04.901	29	52.259	1:02.803	29	55.549	1:03.279	10	50.220	1:02.749
29	46.925	1:03.534	29	49.272	1:03.268	84	55.372	1:05.995				29	57.560	1:02.841
21	51.624	1:03.944	21	54.227	1:03.524	21	58.374	1:03.963						

Car Nos 15 & 42 took first start.
Weather / Track : Bright / Dry

Brands Hatch
Circuit Length = 1.2262 miles.
Start: 17:12 End: 17:24

Lancaster Insurance MG Owners Club Championship

RACE CLASSIFICATION - RACE 8 - LAP CHART

(contd.)

Lap 11			Lap 12			Lap 13			Lap 14			Lap 15		
No	Behind	Laptime	No	Behind	Laptime	No	Behind	Laptime	No	Behind	Laptime	No	Behind	Laptime
75		1:00.721	75		1:00.621									
4	1.996	1:00.814	29	1 LAP	1:04.233									
2	2.289	1:00.702	4	1.604	1:00.229									
21	1 LAP	1:04.537	2	2.212	1:00.544									
84	1 LAP	1:06.956	21	1 LAP	1:03.765									
46	8.978	1:00.948	46	10.165	1:01.808									
36	10.506	1:00.782	36	11.071	1:01.186									
59	11.952	1:01.538	59	12.178	1:00.847									
99	12.635	1:02.331	84	1 LAP	1:06.857									
5	17.551	1:01.344	99	12.938	1:00.924									
8	18.044	1:01.398	5	18.212	1:01.282									
35	18.965	1:01.570	8	18.540	1:01.117									
69	19.412	1:02.067	35	19.793	1:01.449									
7	33.940	1:02.811	69	20.169	1:01.378									
20	34.159	1:02.636	7	36.256	1:02.937									
11	34.920	1:02.234	20	36.468	1:02.930									
22	36.083	1:03.050	22	37.577	1:02.115									
45	36.344	1:02.814	11	37.673	1:03.374									
41	50.211	1:03.271	45	38.181	1:02.458									
25	51.103	1:04.492	25	54.416	1:03.934									
37	51.401	1:03.943	37	54.703	1:03.923									
10	52.321	1:02.822	41	54.925	1:05.335									
9	57.172	1:11.209	10	55.188	1:03.488									
			9	1:03.401	1:06.850									

Car Nos 15 & 42 took first start.
Weather / Track : Bright / Dry

Brands Hatch
Circuit Length = 1.2262 miles.
Start: 17:12 End: 17:24

Lancaster Insurance MG Owners Club Championship iaw SUMMIT MG QUALIFYING - RACE 10

POS	NO	CL	NAME	NAT	CAR	TIME	LAPS	GAP	MPH
1	17	F	David MELLOR		MG F VVC	58.834	11		75.03
2	5	F	Stuart PLOTNEK		MG F VVC	58.889	12	0.055	74.96
3	26	F	Nick EVANS		MG F	58.992	12	0.158	74.82
4	1	F	James PERRY		MG F	59.032	12	0.198	74.77
5	44	F	Martin WILLS		MG F	59.555	11	0.721	74.12
6	14	A	David AMPHLETT		MG B Roadster	59.587	12	0.753	74.08
7	11	F	Michael WEIDNER		MG F VVC	59.590	12	0.756	74.07
8	2	F	Gary SMITH		MG F VVC	59.601	11	0.767	74.06
9	55	F	David MCKIMM		MG F	59.882	10	1.048	73.71
10	77	F	David SHAW		MG F	1:00.045	11	1.211	73.51
11	6	F	Ian EVANS		MG F	1:00.314	11	1.480	73.18
12	21	A	Mick MERCER		MG Midget	1:00.399	11	1.565	73.08
13	3	A	Kelly anne MERCER		MG Midget	1:00.421	11	1.587	73.05
14	10	A	Jim BAYNAM		MG B	1:00.510	11	1.676	72.95
15	40	A	Paul GRAINGER		Austin Healey Sprite	1:00.655	11	1.821	72.77
16	20	F	Simon KENDRICK		MG F VVC	1:00.709	11	1.875	72.71
17	27	F	Adrian OLSSON		MG F VVC	1:00.796	11	1.962	72.60
18	9	A	Graham JARVIS		MG B GT	1:01.088	8	2.254	72.26
19	59	A	Paul NAISH		MG Midget	1:01.193	9	2.359	72.13
20	18	A	Malcolm HILL		MG B GT	1:01.379	11	2.545	71.91
21	16	A	Trevor DIXON		MG B GT	1:01.440	11	2.606	71.84
22	69	F	Andrew COMBE		MG F VVC	1:01.766	7	2.932	71.46
23	33	F	Ian DEAVES		MG F VVC	1:02.010	11	3.176	71.18
24	23	F	Paul SAVAGE		MG F VVC	1:02.093	9	3.259	71.09
25	37	A	John Robert KIMBER		MG B GT	1:02.202	11	3.368	70.96
26	41	A	Jonathan KIMBER		MG B Roadster	1:02.455	9	3.621	70.68
27	42	F	Nick DUNN		MG F VVC	1:04.769	10	5.935	68.15
28	32	F	Ian WOOLCOTT		MG F VVC	1:05.204	10	6.370	67.70
29	58	A	Sean CUNNIFF		MG B GT	1:05.870	10	7.036	67.01
30	13	A	Kelly ISHERWOOD		MG B GT	1:07.927	10	9.093	64.98
31	34	A	Liam O'NEILL		MG Midget	1:10.016	9	11.182	63.04
32	7	A	Roy CLARKSON		MG B Roadster	1:12.359	3	13.525	61.00
33	38	A	Norman DAVIDSON-KELL		MG B	1:12.788	9	13.954	60.64

Weather / Track : Sunny / Dry
 These results are provisional until the conclusion of any judicial and technical matters.

Brands Hatch
 Circuit Length = 1.2262 miles.
 Start: 10:20 End: 10:33

Clerk Of Course:	Stewards:	Timekeeper:
------------------	-----------	-------------

Lancaster Insurance MG Owners Club Championship iaw SUMMIT MG QUALIFYING - LAP ANALYSIS

1	James PERRY	MG F
1 -	55.801D	6 - 59.418
2 -	1:01.741	7 - 59.546
3 -	59.127	8 - 59.714
4 -	59.032	9 - 1:00.306
5 -	1:00.383	10 - 59.208
11 -	1:00.149	12 - 1:00.022
2	Gary SMITH	MG F VVC
1 -	1:14.495	6 - 1:00.185
2 -	1:02.755	7 - 59.689
3 -	1:01.745	8 - 59.601
4 -	59.676	9 - 1:03.102
5 -	1:00.546	10 - 1:01.077
11 -	1:01.721	
3	Kelly anne MERCER	MG Midget
1 -	1:19.321	6 - 1:01.271
2 -	1:03.132	7 - 1:00.421
3 -	1:01.982	8 - 1:01.916
4 -	1:01.025	9 - 1:01.161
5 -	1:00.704	10 - 1:01.892
11 -	1:00.692	
5	Stuart PLOTNEK	MG F VVC
1 -	1:12.271	6 - 59.367
2 -	1:00.597	7 - 1:00.030
3 -	1:01.733	8 - 59.691
4 -	1:00.298	9 - 59.561
5 -	59.755	10 - 1:00.711
11 -	1:01.937	12 - 58.889
6	Ian EVANS	MG F
1 -	1:17.333	6 - 1:02.909
2 -	1:03.549	7 - 1:00.568
3 -	1:01.239	8 - 1:00.875
4 -	1:01.652	9 - 1:00.314
5 -	1:01.617	10 - 1:01.180
11 -	1:00.576	
7	Roy CLARKSON	MG B Roadster
1 -	57.427D	
2 -	1:12.359	
3 -	4:12.325P	

Lancaster Insurance MG Owners Club Championship iaw SUMMIT MG QUALIFYING - LAP ANALYSIS

(contd.)

9	Graham JARVIS			MG B GT
1 -	1:41.171	6 -	1:02.224	
2 -	1:04.344	7 -	1:02.222	
3 -	1:06.727	8 -	1:01.088	
4 -	1:12.156			
5 -	1:02.508			
10	Jim BAYNAM			MG B
1 -	1:36.523	6 -	1:00.723	11 - 1:01.494
2 -	1:03.299	7 -	1:00.870	
3 -	1:01.882	8 -	1:00.778	
4 -	1:02.913	9 -	1:00.975	
5 -	1:01.129	10 -	1:00.510	
11	Michael WEIDNER			MG F VVC
1 -	1:15.150	6 -	59.818	11 - 1:00.246
2 -	1:01.318	7 -	59.681	12 - 59.590
3 -	1:00.907	8 -	59.649	
4 -	1:00.151	9 -	59.975	
5 -	1:00.947	10 -	1:00.256	
13	Kelly ISHERWOOD			MG B GT
1 -	1:07.927	6 -	1:10.365	
2 -	1:14.886	7 -	1:14.045	
3 -	1:12.830	8 -	1:10.025	
4 -	1:13.716	9 -	1:08.911	
5 -	1:14.687	10 -	1:09.090	
14	David AMPHLETT			MG B Roadster
1 -	59.587	6 -	1:00.304	11 - 1:03.515
2 -	1:01.847	7 -	1:02.304	12 - 1:00.849
3 -	1:02.262	8 -	1:02.432	
4 -	1:00.930	9 -	1:00.721	
5 -	1:00.766	10 -	1:02.128	
16	Trevor DIXON			MG B GT
1 -	1:39.653	6 -	1:04.296	11 - 1:01.978
2 -	1:04.120	7 -	1:03.462	
3 -	1:06.190	8 -	1:01.608	
4 -	1:02.566	9 -	1:02.554	
5 -	1:02.669	10 -	1:01.440	

Lancaster Insurance MG Owners Club Championship iaw SUMMIT MG QUALIFYING - LAP ANALYSIS

(contd.)

17	David MELLOR				MG F VVC
1 -	1:10.709D	6 -	58.834	11 -	59.131
2 -	59.645	7 -	58.909		
3 -	59.580	8 -	59.818		
4 -	59.281	9 -	59.377		
5 -	59.982	10 -	59.733		
18	Malcolm HILL				MG B GT
1 -	1:40.105	6 -	1:03.032	11 -	1:08.751
2 -	1:04.729	7 -	1:03.822		
3 -	1:05.267	8 -	1:01.950		
4 -	1:03.795	9 -	1:02.458		
5 -	1:03.018	10 -	1:01.379		
20	Simon KENDRICK				MG F VVC
1 -	1:18.504	6 -	1:02.135	11 -	1:00.791
2 -	1:03.280	7 -	1:01.156		
3 -	1:01.446	8 -	1:03.733		
4 -	1:01.395	9 -	1:00.709		
5 -	1:02.983	10 -	1:01.024		
21	Mick MERCER				MG Midget
1 -	1:14.036	6 -	1:00.420	11 -	1:03.260
2 -	1:02.626	7 -	1:01.301		
3 -	1:02.118	8 -	1:02.679		
4 -	1:01.294	9 -	1:00.399		
5 -	1:00.795	10 -	1:00.523		
23	Paul SAVAGE				MG F VVC
1 -	1:46.922	6 -	1:03.258		
2 -	1:04.673	7 -	1:03.137		
3 -	1:03.009	8 -	1:02.093		
4 -	1:03.817	9 -	1:02.906		
5 -	1:02.290				
26	Nick EVANS				MG F
1 -	1:27.955	6 -	1:00.495	11 -	1:01.010
2 -	59.869	7 -	59.050	12 -	1:00.667
3 -	1:00.516	8 -	1:00.680		
4 -	59.553	9 -	59.304		
5 -	59.645	10 -	58.992		

Lancaster Insurance MG Owners Club Championship iaw SUMMIT MG QUALIFYING - LAP ANALYSIS

(contd.)

27	Adrian OLSSON	MG F VVC
1 - 1:15.302	6 - 1:02.537	11 - 1:00.967
2 - 1:02.848	7 - 1:01.641	
3 - 1:01.624	8 - 1:02.653	
4 - 1:00.805	9 - 1:00.796	
5 - 1:01.676	10 - 1:01.774	
32	Ian WOOLCOTT	MG F VVC
1 - 1:25.448	6 - 1:09.513	
2 - 1:08.610	7 - 1:11.347	
3 - 1:06.074	8 - 1:08.931	
4 - 1:06.577	9 - 1:06.040	
5 - 1:05.204	10 - 1:06.527	
33	Ian DEAVES	MG F VVC
1 - 1:33.074	6 - 1:04.380	11 - 1:02.010
2 - 1:05.566	7 - 1:07.984	
3 - 1:04.531	8 - 1:04.532	
4 - 1:05.759	9 - 1:03.003	
5 - 1:03.783	10 - 1:07.325	
34	Liam O'NEILL	MG Midget
1 - 1:54.933	6 - 1:14.559	
2 - 1:10.485	7 - 1:10.349	
3 - 1:10.469	8 - 1:13.450	
4 - 1:10.270	9 - 1:15.250	
5 - 1:10.016		
37	John Robert KIMBER	MG B GT
1 - 1:35.079	6 - 1:03.723	11 - 1:02.275
2 - 1:07.783	7 - 1:04.719	
3 - 1:05.256	8 - 1:02.202	
4 - 1:04.483	9 - 1:02.980	
5 - 1:03.490	10 - 1:02.403	
38	Norman DAVIDSON-KELL	MG B
1 - 1:38.125	6 - 1:13.113	
2 - 1:14.342	7 - 1:12.788	
3 - 1:14.225	8 - 1:15.086	
4 - 1:14.385	9 - 1:15.455	
5 - 1:14.093		

Lancaster Insurance MG Owners Club Championship iaw SUMMIT MG QUALIFYING - LAP ANALYSIS

(contd.)


40	Paul GRAINGER	Austin Healey Sprite
1 - 1:29.015	6 - 1:00.826	11 - 1:03.215
2 - 1:04.259	7 - 1:00.655	
3 - 1:02.471	8 - 1:01.120	
4 - 1:01.580	9 - 1:05.460	
5 - 1:01.172	10 - 1:02.464	
41	Jonathan KIMBER	MG B Roadster
1 - 1:40.517	6 - 1:03.316	
2 - 1:03.665	7 - 1:04.831	
3 - 1:04.276	8 - 1:05.696	
4 - 1:02.455	9 - 1:33.251P	
5 - 1:03.755		
42	Nick DUNN	MG F VVC
1 - 1:32.455	6 - 1:04.769	
2 - 1:10.010	7 - 1:05.842	
3 - 1:07.128	8 - 1:04.819	
4 - 1:06.831	9 - 1:05.918	
5 - 1:05.211	10 - 1:05.445	
44	Martin WILLS	MG F
1 - 1:16.646	6 - 1:01.236	11 - 1:02.973
2 - 1:06.039	7 - 59.852	
3 - 1:01.063	8 - 1:01.043	
4 - 1:01.151	9 - 1:00.664	
5 - 1:00.694	10 - 59.555	
55	David MCKIMM	MG F
1 - 1:59.166	6 - 1:07.538	
2 - 1:07.788	7 - 1:13.214	
3 - 1:02.261	8 - 59.882	
4 - 1:11.932	9 - 1:05.947	
5 - 1:06.218	10 - 1:05.484	
58	Sean CUNNIFF	MG B GT
1 - 1:40.221	6 - 1:06.193	
2 - 1:12.851	7 - 1:08.405	
3 - 1:11.485	8 - 1:05.870	
4 - 1:08.404	9 - 1:06.839	
5 - 1:07.163	10 - 1:07.295	

Lancaster Insurance MG Owners Club Championship iaw SUMMIT MG QUALIFYING - LAP ANALYSIS

(contd.)

59	Paul NAISH	MG Midget
1 - 3:55.004P	6 - 1:01.801	
2 - 1:13.648	7 - 1:02.198	
3 - 1:03.052	8 - 1:02.312	
4 - 1:02.727	9 - 1:01.514	
5 - 1:01.193		
69	Andrew COMBE	MG F VVC
1 - 1:30.799	6 - 1:02.033	
2 - 1:04.483	7 - 2:33.261P	
3 - 1:03.094		
4 - 1:03.356		
5 - 1:01.766		
77	David SHAW	MG F
1 - 1:48.601	6 - 1:00.089	11 - 1:01.888
2 - 1:01.323	7 - 1:00.045	
3 - 1:00.280	8 - 1:00.847	
4 - 1:00.894	9 - 1:00.127	
5 - 1:00.214	10 - 1:00.948	

Lancaster Insurance MG Owners Club Championship iaw SUMMIT MG GRID - RACE 10

ROW 15	7	CLARKSON	38	DAVIDSON-KELL
ROW 14	58	CUNNIFF	13	ISHERWOOD
ROW 13	41	KIMBER	42	DUNN
ROW 12	23	SAVAGE	37	KIMBER
ROW 11	69	COMBE	33	DEAVES
ROW 10	18	HILL	16	DIXON
ROW 9	9	JARVIS	59	NAISH
ROW 8	20	KENDRICK	27	OLSSON
ROW 7	10	BAYNAM	40	GRAINGER
ROW 6	21	MERCER	3	MERCER
ROW 5	55	MCKIMM	6	EVANS
ROW 4	11	WEIDNER	2	SMITH
ROW 3	44	WILLS	14	AMPHLETT
ROW 2	26	EVANS	1	PERRY
ROW 1	17	MELLOR	5	PLOTNEK
POLE				
				

Reserves will be called in the following order 32, 77 & 34

Weather / Track : Sunny / Dry

These results are provisional until the conclusion of any judicial and technical matters.

Brands Hatch

Circuit Length = 1.2262 miles.

Start: 10:20 End: 10:33

Clerk Of Course:	Stewards:	Timekeeper:
------------------	-----------	-------------

Lancaster Insurance MG Owners Club Championship iaw SUMMIT MG

RACE CLASSIFICATION - RACE 10

POS	NO	CL	NAME	NAT	CAR	TIME	LAPS	GAP	MPH	BEST
1	17	F	David MELLOR		MG F VVC	14:01.448	14		73.52	59.139
2	1	F	James PERRY		MG F	14:02.599	14	1.151	73.42	59.359
3	26	F	Nick EVANS		MG F	14:03.214	14	1.766	73.37	59.350
4	11	F	Michael WEIDNER		MG F VVC	14:06.087	14	4.639	73.12	59.159
5	44	F	Martin WILLS		MG F	14:09.476	14	8.028	72.83	59.179
6	6	F	Ian EVANS		MG F	14:21.640	14	20.192	71.80	1:00.062
7	14	A	David AMPHLETT		MG B Roadster	14:24.874	14	23.426	71.53	1:00.235
8	27	F	Adrian OLSSON		MG F VVC	14:26.771	14	25.323	71.37	1:00.365
9	10	A	Jim BAYNAM		MG B	14:27.115	14	25.667	71.34	1:00.496
10	21	A	Mick MERCER		MG Midget	14:28.007	14	26.559	71.27	1:00.339
11	5	F	Stuart PLOTNEK		MG F VVC	14:33.167	14	31.719	70.85	59.427
12	59	A	Paul NAISH		MG Midget	14:44.600	14	43.152	69.93	1:00.767
13	18	A	Malcolm HILL		MG B GT	14:45.091	14	43.643	69.90	1:00.545
14	16	A	Trevor DIXON		MG B GT	14:46.715	14	45.267	69.77	1:01.239
15	40	A	Paul GRAINGER		Austin Healey Sprite	14:47.053	14	45.605	69.74	1:00.738
16	20	F	Simon KENDRICK		MG F VVC	14:53.333	14	51.885	69.25	1:00.905
17	69	F	Andrew COMBE		MG F VVC	15:02.392	14	1:00.944	68.56	1:02.611
18	23	F	Paul SAVAGE		MG F VVC	14:15.145	13		67.18	1:00.945
19	55	F	David MCKIMM		MG F	14:15.391	13	0.246	67.16	1:03.360
20	33	F	Ian DEAVES		MG F VVC	14:15.694	13	0.549	67.14	1:02.109
21	37	A	John Robert KIMBER		MG B GT	14:17.895	13	2.750	66.97	1:02.357
22	42	F	Nick DUNN		MG F VVC	14:24.272	13	9.127	66.47	1:04.477
23	58	A	Sean CUNNIFF		MG B GT	14:41.078	13	25.933	65.20	1:05.571
24	13	A	Kelly ISHERWOOD		MG B GT	14:56.627	13	41.482	64.07	1:06.121
25	38	A	Norman DAVIDSON-KELL		MG B	14:58.042	12	1 LAP	59.06	1:12.829

NOT CLASSIFIED

2	F	Gary SMITH		MG F VVC	13:22.485	13	D.N.F.	71.59	1:00.024
3	A	Kelly anne MERCER		MG Midget	8:23.816	8	D.N.F.	70.22	1:00.094
7	A	Roy CLARKSON		MG B Roadster	8:40.367	8	D.N.F.	67.99	1:01.803
9	A	Graham JARVIS		MG B GT	1:17.263	1	D.N.F.	58.01	1:17.263
41	A	Jonathan KIMBER		MG B Roadster	1:17.559	1	D.N.F.	57.78	1:17.559

FASTEST LAP

17	F	David MELLOR		MG F VVC	59.139	7	74.64mph	120.12kph
3	A	Kelly anne MERCER		MG Midget	1:00.094	6	73.45mph	118.21kph

Weather / Track : Sunny / Dry
 These results are provisional until the conclusion of any judicial and technical matters.

Brands Hatch
 Circuit Length = 1.2262 miles.
 Start: 14:28 End: 14:42

Clerk Of Course:	Stewards:	Timekeeper:
------------------	-----------	-------------

**Lancaster Insurance MG Owners Club Championship iaw SUMMIT MG
RACE CLASSIFICATION - RACE 10 - LAP CHART**

Lap 1			Lap 2			Lap 3			Lap 4			Lap 5		
No	Behind	Laptime	No	Behind	Laptime	No	Behind	Laptime	No	Behind	Laptime	No	Behind	Laptime
17		1:06.355	17		59.305	17		59.695	17		59.448	17		59.469
26	0.328	1:06.683	26	0.373	59.350	26	0.200	59.522	26	0.475	59.723	26	1.196	1:00.190
1	0.573	1:06.928	1	0.876	59.608	1	0.763	59.582	1	0.674	59.359	1	1.413	1:00.208
44	3.196	1:09.551	44	4.011	1:00.120	44	3.713	59.397	44	3.444	59.179	38	1 LAP	1:13.468
11	4.031	1:10.386	11	4.172	59.446	11	4.315	59.838	11	4.026	59.159	44	4.265	1:00.290
2	4.868	1:11.223	2	5.587	1:00.024	2	6.450	1:00.558	2	7.492	1:00.490	11	4.504	59.947
6	5.190	1:11.545	6	6.200	1:00.315	6	6.567	1:00.062	6	8.042	1:00.923	2	8.342	1:00.319
14	6.426	1:12.781	14	7.582	1:00.461	14	8.122	1:00.235	14	9.744	1:01.070	6	8.710	1:00.137
21	7.090	1:13.445	21	8.952	1:01.167	10	11.355	1:01.763	10	12.826	1:00.919	14	10.891	1:00.616
10	7.327	1:13.682	10	9.287	1:01.265	27	11.662	1:01.641	27	13.128	1:00.914	10	14.262	1:00.905
27	7.567	1:13.922	27	9.716	1:01.454	20	11.835	1:01.041	20	14.529	1:02.142	27	14.446	1:00.787
55	7.798	1:14.153	20	10.489	1:01.442	21	12.197	1:02.940	21	15.471	1:02.722	21	16.711	1:00.709
3	8.115	1:14.470	3	10.674	1:01.864	3	12.489	1:01.510	59	15.798	1:01.934	23	17.723	1:00.945
20	8.352	1:14.707	59	11.614	1:02.251	59	13.312	1:01.393	3	15.968	1:02.927	3	18.539	1:02.040
59	8.668	1:15.023	55	12.516	1:04.023	23	14.568	1:01.354	23	16.247	1:01.127	59	18.668	1:02.339
23	9.127	1:15.482	18	12.769	1:02.932	55	16.231	1:03.410	18	19.368	1:02.254	18	21.340	1:01.441
18	9.142	1:15.497	23	12.909	1:03.087	18	16.562	1:03.488	69	20.458	1:02.696	40	25.006	1:02.620
40	10.108	1:16.463	40	13.765	1:02.962	40	17.162	1:03.092	40	21.855	1:04.141	69	25.136	1:04.147
69	10.641	1:16.996	69	13.987	1:02.651	69	17.210	1:02.918	33	22.795	1:02.109	33	25.517	1:02.191
9	10.908	1:17.263	33	17.518	1:05.110	33	20.134	1:02.311	16	23.903	1:02.306	5	27.062	1:01.091
41	11.204	1:17.559	16	18.921	1:06.129	16	21.045	1:01.819	7	24.612	1:01.803	16	27.135	1:02.701
37	11.689	1:18.044	7	19.719	1:06.361	7	22.257	1:02.233	5	25.440	59.888	7	27.954	1:02.811
33	11.713	1:18.068	42	21.326	1:07.706	5	25.000	1:00.484	55	29.850	1:13.067	20	33.048	1:17.988
16	12.097	1:18.452	5	24.211	1:04.255	42	26.532	1:04.901	42	31.703	1:04.619	55	34.663	1:04.282
7	12.663	1:19.018	58	24.258	1:08.767	58	30.698	1:06.135	58	37.207	1:05.957	42	37.498	1:05.264
42	12.925	1:19.280	13	26.106	1:09.164	13	35.297	1:08.886	13	43.971	1:08.122	58	43.966	1:06.228
58	14.796	1:21.151	38	35.049	1:15.165	37	40.306	1:03.677	37	44.243	1:03.385	37	48.747	1:03.973
13	16.247	1:22.602	37	36.324	1:23.940	38	48.183	1:12.829				13	51.418	1:06.916
38	19.189	1:25.544												
5	19.261	1:25.616												

Lancaster Insurance MG Owners Club Championship iaw SUMMIT MG RACE CLASSIFICATION - RACE 10 - LAP CHART

(contd.)

Lap 6			Lap 7			Lap 8			Lap 9			Lap 10		
No	Behind	Laptime	No	Behind	Laptime	No	Behind	Laptime	No	Behind	Laptime	No	Behind	Laptime
17		59.521	17		59.139	17		59.496	17		1:00.449	17		59.537
26	1.081	59.406	13	1 LAP	1:07.628	26	1.678	59.659	23	1 LAP	1:39.102	1	1.902	59.622
1	1.393	59.501	26	1.515	59.573	1	2.056	59.573	26	1.415	1:00.186	26	2.110	1:00.232
44	4.605	59.861	1	1.979	59.725	11	5.206	59.694	1	1.817	1:00.210	38	2 LAPS	1:12.954
11	4.628	59.645	11	5.008	59.519	44	6.193	1:00.167	11	4.469	59.712	11	4.492	59.560
2	9.717	1:00.896	44	5.522	1:00.056	13	1 LAP	1:08.109	44	5.472	59.728	23	1 LAP	1:03.904
6	9.807	1:00.618	2	10.958	1:00.380	2	12.376	1:00.914	58	1 LAP	1:07.787	44	5.736	59.801
14	12.363	1:00.993	6	11.362	1:00.694	6	12.594	1:00.728	2	13.451	1:01.524	37	1 LAP	1:05.957
10	15.638	1:00.897	14	14.146	1:00.922	14	15.381	1:00.731	6	13.520	1:01.375	58	1 LAP	1:06.503
27	15.924	1:00.999	10	17.115	1:00.616	27	18.679	1:00.707	13	1 LAP	1:06.245	2	15.066	1:01.152
38	1 LAP	1:14.398	27	17.468	1:00.683	10	19.412	1:01.793	14	15.662	1:00.730	6	15.215	1:01.232
21	17.612	1:00.422	21	18.812	1:00.339	21	19.896	1:00.580	27	18.595	1:00.365	14	17.639	1:01.514
3	19.112	1:00.094	3	20.779	1:00.806	3	21.388	1:00.105	10	19.589	1:00.626	27	20.472	1:01.414
23	19.150	1:00.948	23	21.261	1:01.250	18	27.805	1:01.693	21	20.054	1:00.607	10	21.124	1:01.072
59	19.914	1:00.767	59	22.060	1:01.285	5	30.148	59.935	5	31.088	1:01.389	21	21.536	1:01.019
18	23.396	1:01.577	18	25.608	1:01.351	59	32.577	1:10.013	59	33.461	1:01.333	13	1 LAP	1:07.806
40	27.009	1:01.524	5	29.709	1:00.523	40	33.643	1:02.150	18	35.733	1:08.377	5	31.715	1:00.164
5	28.325	1:00.784	40	30.989	1:03.119	16	35.750	1:02.405	40	36.114	1:02.920	59	35.537	1:01.613
16	30.045	1:02.431	16	32.841	1:01.935	7	37.939	1:02.882	16	36.743	1:01.442	18	38.053	1:01.857
69	30.701	1:05.086	7	34.553	1:02.336	69	39.371	1:04.096	69	42.571	1:03.649	40	38.433	1:01.856
7	31.356	1:02.923	38	1 LAP	1:16.081	20	42.499	1:03.855	20	44.347	1:02.297	16	38.673	1:01.467
20	35.058	1:01.531	69	34.771	1:03.209	33	45.690	1:04.436	33	51.380	1:06.139	20	46.106	1:01.296
33	35.617	1:09.621	20	38.140	1:02.221	55	48.559	1:04.059	55	51.470	1:03.360	69	46.208	1:03.174
55	39.539	1:04.397	33	40.750	1:04.272	38	1 LAP	1:13.878	42	58.264	1:05.395	55	56.514	1:04.581
42	42.534	1:04.557	55	43.996	1:03.596	42	53.318	1:04.942				33	57.120	1:05.277
58	50.366	1:05.921	42	47.872	1:04.477	37	59.791	1:03.611						
37	52.023	1:02.797	37	55.676	1:02.792									
			58	57.628	1:06.401									

Lancaster Insurance MG Owners Club Championship iaw SUMMIT MG RACE CLASSIFICATION - RACE 10 - LAP CHART

(contd.)

Lap 11			Lap 12			Lap 13			Lap 14			Lap 15		
No	Behind	Laptime	No	Behind	Laptime	No	Behind	Laptime	No	Behind	Laptime	No	Behind	Laptime
17		59.643	17		1:00.061	17		59.571	17		59.759			
1	1.630	59.371	1	1.216	59.647	1	1.102	59.457	1	1.151	59.808			
26	2.202	59.735	26	1.764	59.623	26	1.683	59.490	26	1.766	59.842			
11	5.292	1:00.443	55	1 LAP	1:06.351	11	4.222	59.321	11	4.639	1:00.176			
42	1 LAP	1:07.489	11	4.472	59.241	44	7.646	1:00.435	44	8.028	1:00.141			
44	7.050	1:00.957	33	1 LAP	1:07.220	55	1 LAP	1:04.721	23	1 LAP	1:01.962			
23	1 LAP	1:03.065	44	6.782	59.793	33	1 LAP	1:03.873	55	1 LAP	1:05.391			
37	1 LAP	1:02.592	23	1 LAP	1:01.645	23	1 LAP	1:01.274	33	1 LAP	1:05.067			
38	2 LAPS	1:12.943	37	1 LAP	1:02.374	37	1 LAP	1:02.396	37	1 LAP	1:02.357			
2	16.431	1:01.008	42	1 LAP	1:06.250	42	1 LAP	1:04.613	6	20.192	1:00.988			
6	16.687	1:01.115	2	17.417	1:01.047	6	18.963	1:00.911	42	1 LAP	1:04.779			
14	19.399	1:01.403	6	17.623	1:00.997	2	20.796	1:02.950	14	23.426	1:01.289			
58	1 LAP	1:06.848	14	20.596	1:01.258	14	21.896	1:00.871	27	25.323	1:01.493			
27	21.341	1:00.512	27	22.495	1:01.215	27	23.589	1:00.665	10	25.667	1:01.045			
10	21.977	1:00.496	10	23.214	1:01.298	10	24.381	1:00.738	21	26.559	1:00.373			
21	22.954	1:01.061	21	25.021	1:02.128	21	25.945	1:00.495	5	31.719	1:00.200			
13	1 LAP	1:06.121	58	1 LAP	1:08.013	5	31.278	59.875	58	1 LAP	1:05.571			
5	31.608	59.536	38	2 LAPS	1:14.648	58	1 LAP	1:05.796	59	43.152	1:01.450			
59	38.072	1:02.178	5	30.974	59.427	59	41.461	1:01.435	18	43.643	1:01.076			
18	38.955	1:00.545	13	1 LAP	1:07.330	18	42.326	1:02.051	16	45.267	1:01.239			
40	39.528	1:00.738	59	39.597	1:01.586	38	2 LAPS	1:13.063	40	45.605	1:01.260			
16	40.364	1:01.334	18	39.846	1:00.952	16	43.787	1:01.809	20	51.885	1:01.442			
20	47.576	1:01.113	40	40.424	1:00.957	40	44.104	1:03.251	13	1 LAP	1:07.826			
69	49.176	1:02.611	16	41.549	1:01.246	13	1 LAP	1:09.872	38	2 LAPS	1:13.071			
			20	48.420	1:00.905	20	50.202	1:01.353	69	1:00.944	1:03.595			
			69	52.670	1:03.555	69	57.108	1:04.009						

BARC/CTCRC Classic Group 1 Touring Car Champ iaw DUNLOP QUALIFYING - RACE 11

POS	NO	CL	NAME	NAT	CAR	TIME	LAPS	GAP	MPH
1	1	C	Stacy VICKERS		Mazda RX7	56.702	14		77.85
2	6	A	Peter HALLFORD		Chevrolet Camaro Z/28	56.943	15	0.241	77.52
3	25	A	Brian STEVENS		Jaguar XJS V12	57.153	15	0.451	77.23
4	15	B	Martin WEST		Ford Capri 3.0	58.125	15	1.423	75.94
5	40	C	Steve CRIPPS		Ford Escort RS2000	58.193	12	1.491	75.85
6	11	C	Roger STANFORD		BMW 2002	58.590	15	1.888	75.34
7	3	B	Chris BRIGHT		Rover SD1	58.757	14	2.055	75.12
8	64	C	Mark CHOLERTON		Ford Escort RS2000	58.943	14	2.241	74.89
9	99	B	Adrian FULLER		Ford Capri	59.042	15	2.340	74.76
10	98	B	David MARGALIES		Ford Capri 3.0S	59.169	13	2.467	74.60
11	14	D	Will McATEER		Volkswgen Golf GTi	59.420	14	2.718	74.29
12	55	A	David HOWARD		Jaguar XJ12 Si	59.493	15	2.791	74.19
13	7	D	Chris BRAY		Ford Escort	59.671	14	2.969	73.97
14	48	D	Don HUGHES		Volkswagen Golf GTi	59.706	14	3.004	73.93
15	62	C	Mike DUGDALE		Escort RS2000 Mk 1	1:00.172	14	3.470	73.36
16	5	B	Mark FOWLER		Ford Capri	1:00.432	14	3.730	73.04
17	54	B	Alan ROPER		Rover SD1	1:00.552	14	3.850	72.90
18	63	B	Stuart WILSON		BMW 535i	1:00.792	14	4.090	72.61
19	10	D	David SCRIVEN		Ford Escort XR3	1:00.976	14	4.274	72.39
20	87	D	Royston CARPENTER		Ford Lotus Cortina	1:01.094	14	4.392	72.25
21	82	D	Daniel NASH		Ford Lotus Cortina	1:01.120	8	4.418	72.22
22	37	C	Matthew IRONS		BMW 323	1:01.322	14	4.620	71.98
23	28	D	Hugh POSTON		Ford Fiesta XR2	1:02.006	12	5.304	71.19
24	70	C	Andy HAYNE		Volkswagen Golf GTi	1:02.335	14	5.633	70.81
25	19	B	Alan BOYCE		Ford Capri	1:05.320	13	8.618	67.58
26	68	E	Brian GOODWIN		Renault 5 GTL	1:06.033	8	9.331	66.85
27	24	D	Andrew GUY		Ford Escort RS1600i	1:06.387	3	9.685	66.49

Car No 54 - Needs a working transponder please.

Weather / Track : Sunny / Dry

These results are provisional until the conclusion of any judicial and technical matters.

Brands Hatch

Circuit Length = 1.2262 miles.

Start: 10:59 End: 11:13

Clerk Of Course:	Stewards:	Timekeeper:
------------------	-----------	-------------

BARC/CTCRC Classic Group 1 Touring Car Champ iaw DUNLOP QUALIFYING - LAP ANALYSIS

1	Stacy VICKERS	Mazda RX7			
1 -	X:00.000	6 -	1:04.719	11 -	57.040
2 -	56.977	7 -	1:05.217	12 -	1:08.161
3 -	56.702	8 -	56.928	13 -	56.748
4 -	1:11.815	9 -	57.940	14 -	1:01.064
5 -	1:00.309	10 -	1:08.452		
3	Chris BRIGHT	Rover SD1			
1 -	X:00.000	6 -	59.455	11 -	59.181
2 -	1:03.089	7 -	1:00.213	12 -	59.411
3 -	1:00.452	8 -	59.059	13 -	1:11.571
4 -	59.746	9 -	1:00.154	14 -	58.757
5 -	59.215	10 -	59.610		
5	Mark FOWLER	Ford Capri			
1 -	X:00.000	6 -	1:01.582	11 -	1:02.108
2 -	1:07.050	7 -	1:01.876	12 -	1:00.467
3 -	1:05.873	8 -	1:01.323	13 -	1:00.865
4 -	1:02.004	9 -	1:00.432	14 -	1:01.314
5 -	1:02.586	10 -	1:00.635		
6	Peter HALLFORD	Chevrolet Camaro Z/28			
1 -	X:00.000	6 -	58.023	11 -	57.308
2 -	58.145	7 -	56.943	12 -	59.552
3 -	57.673	8 -	57.321	13 -	1:01.324
4 -	57.824	9 -	57.320	14 -	59.856
5 -	59.311	10 -	57.712	15 -	1:02.477
7	Chris BRAY	Ford Escort			
1 -	X:00.000	6 -	1:00.305	11 -	1:00.147
2 -	1:05.557	7 -	1:00.210	12 -	1:00.392
3 -	1:03.384	8 -	1:00.497	13 -	1:03.604
4 -	1:02.942	9 -	59.671	14 -	1:00.309
5 -	1:00.761	10 -	59.749		
10	David SCRIVEN	Ford Escort XR3			
1 -	X:00.000	6 -	1:01.164	11 -	1:01.405
2 -	1:06.091	7 -	1:01.288	12 -	1:02.322
3 -	1:04.223	8 -	1:01.817	13 -	1:01.352
4 -	1:02.190	9 -	1:01.619	14 -	1:01.093
5 -	1:00.976	10 -	1:01.195		

BARC/CTCRC Classic Group 1 Touring Car Champ iaw DUNLOP QUALIFYING - LAP ANALYSIS

(contd.)

11	Roger STANFORD				BMW 2002
1 -	X:00.000	6 -	59.913	11 -	59.004
2 -	1:00.182	7 -	58.590	12 -	1:06.837
3 -	59.431	8 -	59.048	13 -	1:00.209
4 -	1:00.061	9 -	59.069	14 -	59.192
5 -	59.779	10 -	58.641	15 -	59.635
14	Will McATEER				Volkswagen Golf GTi
1 -	X:00.000	6 -	59.420	11 -	1:04.508
2 -	1:01.090	7 -	59.727	12 -	1:02.405
3 -	1:01.089	8 -	1:01.047	13 -	1:01.793
4 -	1:00.227	9 -	59.930	14 -	1:05.240
5 -	59.698	10 -	1:02.059		
15	Martin WEST				Ford Capri 3.0
1 -	X:00.000	6 -	59.511	11 -	59.081
2 -	1:01.043	7 -	58.125	12 -	59.343
3 -	59.080	8 -	58.501	13 -	58.417
4 -	59.939	9 -	59.144	14 -	58.740
5 -	1:00.039	10 -	58.791	15 -	1:00.104
19	Alan BOYCE				Ford Capri
1 -	X:00.000	6 -	1:05.430	11 -	1:05.839
2 -	1:05.320	7 -	1:06.434	12 -	1:07.142
3 -	1:05.903	8 -	1:06.879	13 -	1:08.449
4 -	1:06.402	9 -	1:05.531		
5 -	1:06.292	10 -	1:05.815		
24	Andrew GUY				Ford Escort RS1600i
1 -	X:00.000				
2 -	1:06.387				
3 -	1:07.152				
25	Brian STEVENS				Jaguar XJS V12
1 -	X:00.000	6 -	58.265	11 -	58.175
2 -	59.514	7 -	57.361	12 -	58.541
3 -	58.883	8 -	57.209	13 -	57.952
4 -	58.784	9 -	57.320	14 -	57.259
5 -	57.796	10 -	57.153	15 -	57.286

Car No 54 - Needs a working transponder please.
Weather / Track : Sunny / Dry

BARC/CTCRC Classic Group 1 Touring Car Champ iaw DUNLOP QUALIFYING - LAP ANALYSIS

(contd.)

28	Hugh POSTON	Ford Fiesta XR2			
1 -	X:00.000	6 -	2:56.255	11 -	1:02.006
2 -	1:04.676	7 -	1:02.490	12 -	1:03.129
3 -	1:02.813	8 -	1:02.210		
4 -	1:02.462	9 -	1:02.568		
5 -	1:02.812	10 -	1:02.734		
37	Matthew IRONS	BMW 323			
1 -	X:00.000	6 -	1:03.665	11 -	1:03.342
2 -	1:07.878	7 -	1:01.849	12 -	1:01.322
3 -	1:05.734	8 -	1:01.797	13 -	1:02.671
4 -	1:06.429	9 -	1:01.938	14 -	1:01.596
5 -	1:03.717	10 -	1:02.172		
40	Steve CRIPPS	Ford Escort RS2000			
1 -	X:00.000	6 -	58.193	11 -	1:01.082
2 -	59.583	7 -	58.369	12 -	1:04.460
3 -	1:05.752	8 -	58.803		
4 -	58.824	9 -	58.617		
5 -	59.347	10 -	58.739		
48	Don HUGHES	Volkswagen Golf GTi			
1 -	X:00.000	6 -	59.882	11 -	59.944
2 -	1:05.858	7 -	59.706	12 -	59.868
3 -	1:02.939	8 -	59.821	13 -	1:05.017
4 -	1:00.599	9 -	1:02.082	14 -	59.892
5 -	59.817	10 -	1:00.199		
54	Alan ROPER	Rover SD1			
1 -	X:00.000	6 -	1:02.106	11 -	1:01.879
2 -	1:07.302	7 -	1:02.563	12 -	1:00.552
3 -	1:04.820	8 -	1:01.233	13 -	1:01.372
4 -	1:01.742	9 -	1:01.296	14 -	1:01.656
5 -	1:01.922	10 -	1:01.513		
55	David HOWARD	Jaguar XJ12 Si			
1 -	X:00.000	6 -	1:00.506	11 -	1:00.796
2 -	1:01.487	7 -	1:00.090	12 -	59.893
3 -	1:00.073	8 -	59.493	13 -	59.857
4 -	59.496	9 -	1:00.463	14 -	59.823
5 -	1:00.462	10 -	1:00.565	15 -	59.678

Car No 54 - Needs a working transponder please.
Weather / Track : Sunny / Dry

BARC/CTCRC Classic Group 1 Touring Car Champ iaw DUNLOP QUALIFYING - LAP ANALYSIS

(contd.)

62	Mike DUGDALE	Escort RS2000 Mk 1			
1 -	X:00.000	6 -	1:00.862	11 -	1:00.172
2 -	1:03.492	7 -	1:00.655	12 -	1:04.020
3 -	1:02.908	8 -	1:00.968	13 -	1:02.348
4 -	1:02.574	9 -	1:02.415	14 -	1:02.853
5 -	1:00.985	10 -	1:02.600		
63	Stuart WILSON	BMW 535i			
1 -	X:00.000	6 -	1:00.804	11 -	1:00.792
2 -	1:08.474	7 -	1:01.620	12 -	1:01.693
3 -	1:03.492	8 -	1:01.711	13 -	1:02.563
4 -	1:02.484	9 -	1:01.189	14 -	1:01.437
5 -	1:00.978	10 -	1:03.372		
64	Mark CHOLERTON	Ford Escort RS2000			
1 -	X:00.000	6 -	1:00.316	11 -	1:01.546
2 -	1:02.360	7 -	59.286	12 -	59.595
3 -	1:02.153	8 -	59.056	13 -	59.165
4 -	59.879	9 -	59.222	14 -	59.630
5 -	59.720	10 -	58.943		
68	Brian GOODWIN	Renault 5 GTL			
1 -	X:00.000	6 -	1:06.033		
2 -	1:11.013	7 -	1:06.062		
3 -	1:09.492	8 -	1:07.760		
4 -	1:08.293				
5 -	1:07.865				
70	Andy HAYNE	Volkswagen Golf GTi			
1 -	X:00.000	6 -	1:02.416	11 -	1:02.688
2 -	1:04.365	7 -	1:02.604	12 -	1:03.427
3 -	1:03.416	8 -	1:02.335	13 -	1:02.623
4 -	1:04.068	9 -	1:02.732	14 -	1:06.419
5 -	1:02.585	10 -	1:05.235		
82	Daniel NASH	Ford Lotus Cortina			
1 -	X:00.000	6 -	1:01.120		
2 -	1:02.733	7 -	1:04.899		
3 -	1:02.233	8 -	1:04.074		
4 -	1:01.478				
5 -	1:01.407				

BARC/CTCRC Classic Group 1 Touring Car Champ iaw DUNLOP QUALIFYING - LAP ANALYSIS

(contd.)

87	Royston CARPENTER	Ford Lotus Cortina		
1 - X:00.000	6 - 1:01.846	11 - 1:04.525		
2 - 1:08.615	7 - 1:01.548	12 - 1:03.681		
3 - 1:03.705	8 - 1:01.094	13 - 1:01.513		
4 - 1:02.398	9 - 1:03.088	14 - 1:01.981		
5 - 1:02.010	10 - 1:04.794			
98	David MARGALIES	Ford Capri 3.0S		
1 - X:00.000	6 - 1:00.711	11 - 59.888		
2 - 1:08.029	7 - 1:42.628P	12 - 59.169		
3 - 1:04.665	8 - 1:05.544	13 - 59.653		
4 - 1:40.498P	9 - 59.924			
5 - 1:06.482	10 - 59.414			
99	Adrian FULLER	Ford Capri		
1 - X:00.000	6 - 1:00.174	11 - 1:07.156		
2 - 1:02.031	7 - 59.735	12 - 59.449		
3 - 1:00.090	8 - 59.042	13 - 59.515		
4 - 59.300	9 - 59.892	14 - 59.776		
5 - 59.959	10 - 59.742	15 - 59.853		

Car No 54 - Needs a working transponder please.
Weather / Track : Sunny / Dry

**BARC/CTCRC Classic Group 1 Touring Car Champ iaw DUNLOP
GRID - RACE 11**

ROW 14	24	GUY	
ROW 13	19	BOYCE	68 GOODWIN
ROW 12	28	POSTON	70 HAYNE
ROW 11	82	NASH	37 IRONS
ROW 10	10	SCRIVEN	87 CARPENTER
ROW 9	54	ROPER	63 WILSON
ROW 8	62	DUGDALE	5 FOWLER
ROW 7	7	BRAY	48 HUGHES
ROW 6	14	McATEER	55 HOWARD
ROW 5	99	FULLER	98 MARGALIES
ROW 4	3	BRIGHT	64 CHOLERTON
ROW 3	40	CRIPPS	11 STANFORD
ROW 2	25	STEVENS	15 WEST
ROW 1	1	VICKERS	6 HALLFORD
POLE			



Weather / Track : Sunny / Dry
These results are provisional until the conclusion of any judicial and technical matters.

Brands Hatch
 Circuit Length = 1.2262 miles.
 Start: 10:59 End: 11:13

Clerk Of Course:	Stewards:	Timekeeper:
------------------	-----------	-------------

BARC/CTCRC Classic Group 1 Touring Car Champ iaw DUNLOP RACE CLASSIFICATION - RACE 11

POS	NO	CL	NAME	NAT	CAR	TIME	LAPS	GAP	MPH	BEST
1	25	A	Brian STEVENS		Jaguar XJS V12	13:35.412	14		75.87	57.141
2	6	A	Peter HALLFORD		Chevrolet Camaro Z/28	13:36.514	14	1.102	75.77	56.601
3	15	B	Martin WEST		Ford Capri 3.0	13:56.131	14	20.719	73.99	58.523
4	11	C	Roger STANFORD		BMW 2002	13:56.776	14	21.364	73.93	58.574
5	3	B	Chris BRIGHT		Rover SD1	13:59.110	14	23.698	73.73	58.420
6	55	A	David HOWARD		Jaguar XJ12 Si	13:59.113	14	23.701	73.73	58.240
7	98	B	David MARGALIES		Ford Capri 3.0S	14:01.785	14	26.373	73.49	58.433
8	40	C	Steve CRIPPS		Ford Escort RS2000	14:03.144	14	27.732	73.37	58.144
9	99	B	Adrian FULLER		Ford Capri	14:04.924	14	29.512	73.22	58.800
10	64	C	Mark CHOLERTON		Ford Escort RS2000	14:06.773	14	31.361	73.06	58.505
11	14	D	Will McATEER		Volkswgen Golf GTi	14:09.204	14	33.792	72.85	59.358
12	48	D	Don HUGHES		Volkswagen Golf GTi	14:09.467	14	34.055	72.83	59.388
13	62	C	Mike DUGDALE		Escort RS2000 Mk 1	14:21.852	14	46.440	71.78	59.926
14	63	B	Stuart WILSON		BMW 535i	14:23.037	14	47.625	71.68	1:00.009
15	37	C	Matthew IRONS		BMW 323	14:32.037	14	56.625	70.94	1:00.401
16	87	D	Royston CARPENTER		Ford Lotus Cortina	13:35.550	13	1 LAP	70.44	1:01.302
17	54	B	Alan ROPER		Rover SD1	13:40.450	13	1 LAP	70.02	1:00.954
18	28	D	Hugh POSTON		Ford Fiesta XR2	13:41.200	13	1 LAP	69.96	1:00.615
19	70	C	Andy HAYNE		Volkswagen Golf GTi	14:08.566	13	1 LAP	67.70	1:02.217
20	19	B	Alan BOYCE		Ford Capri	14:35.717	13	1 LAP	65.60	1:04.375
21	68	E	Brian GOODWIN		Renault 5 GTL	14:21.405	12	2 LAPS	61.57	1:08.039

NOT CLASSIFIED

1	C	Stacy VICKERS	Mazda RX7	12:38.670	13	D.N.F.	75.73	56.564
82	D	Daniel NASH	Ford Lotus Cortina	12:27.977	12	D.N.F.	70.91	1:00.368
10	D	David SCRIVEN	Ford Escort XR3	8:26.688	8	D.N.F.	69.83	1:01.197
5	B	Mark FOWLER	Ford Capri	6:09.491	6	D.N.F.	71.86	59.530
7	D	Chris BRAY	Ford Escort	6:12.916	6	D.N.F.	71.20	59.822

FASTEST LAP

1	C	Stacy VICKERS	Mazda RX7	56.564	2	78.04mph	125.59kph
6	A	Peter HALLFORD	Chevrolet Camaro Z/28	56.601	3	77.99mph	125.51kph
3	B	Chris BRIGHT	Rover SD1	58.420	9	75.56mph	121.60kph
14	D	Will McATEER	Volkswgen Golf GTi	59.358	11	74.36mph	119.68kph
68	E	Brian GOODWIN	Renault 5 GTL	1:08.039	2	64.87mph	104.41kph

Weather / Track : Sunny / Dry
These results are provisional until the conclusion of any judicial and technical matters.

Brands Hatch
Circuit Length = 1.2262 miles.
Start: 14:58 End: 15:11

Clerk Of Course:	Stewards:	Timekeeper:
------------------	-----------	-------------

BARC/CTCRC Classic Group 1 Touring Car Champ iaw DUNLOP RACE CLASSIFICATION - RACE 11 - LAP CHART

Lap 1			Lap 2			Lap 3			Lap 4			Lap 5		
No	Behind	Laptime	No	Behind	Laptime	No	Behind	Laptime	No	Behind	Laptime	No	Behind	Laptime
1		1:02.824	1		56.564	1		56.610	1		56.725	1		56.972
25	1.864	1:04.688	25	3.155	57.855	25	3.889	57.344	25	4.305	57.141	25	4.805	57.472
6	2.475	1:05.299	6	4.318	58.407	6	4.309	56.601	6	4.980	57.396	6	5.196	57.188
40	2.618	1:05.442	40	4.435	58.381	40	6.616	58.791	40	8.035	58.144	40	9.342	58.279
98	4.259	1:07.083	98	7.265	59.570	15	9.449	58.627	15	11.247	58.523	15	13.031	58.756
15	5.067	1:07.891	15	7.432	58.929	98	9.979	59.324	98	11.687	58.433	98	13.346	58.631
64	5.167	1:07.991	64	7.794	59.191	64	10.313	59.129	64	12.295	58.707	11	14.362	58.666
11	5.491	1:08.315	11	7.921	58.994	11	10.819	59.508	11	12.668	58.574	64	14.513	59.190
55	5.623	1:08.447	55	8.242	59.183	55	11.477	59.845	55	12.992	58.240	55	15.239	59.219
99	6.678	1:09.502	99	9.182	59.068	99	12.358	59.786	99	14.435	58.802	99	16.460	58.997
5	7.164	1:09.988	3	10.024	59.300	3	12.730	59.316	3	14.939	58.934	3	17.042	59.075
3	7.288	1:10.112	5	10.607	1:00.007	5	13.537	59.540	5	16.342	59.530	5	19.242	59.872
48	8.094	1:10.918	48	11.652	1:00.122	48	15.302	1:00.260	14	18.565	59.803	14	20.990	59.397
14	8.300	1:11.124	14	12.076	1:00.340	14	15.487	1:00.021	48	18.970	1:00.393	48	21.416	59.418
7	9.258	1:12.082	7	12.636	59.942	7	16.482	1:00.456	7	19.742	59.985	7	22.592	59.822
62	9.410	1:12.234	62	13.627	1:00.781	62	17.176	1:00.159	62	20.585	1:00.134	62	23.539	59.926
82	9.914	1:12.738	82	14.685	1:01.335	82	19.110	1:01.035	82	23.045	1:00.660	82	27.755	1:01.682
87	10.849	1:13.673	63	16.257	1:01.512	63	20.741	1:01.094	63	25.418	1:01.402	63	29.614	1:01.168
10	11.012	1:13.836	87	16.881	1:02.596	87	21.684	1:01.413	87	26.540	1:01.581	87	30.870	1:01.302
63	11.309	1:14.133	10	17.443	1:02.995	10	22.547	1:01.714	10	27.019	1:01.197	10	31.349	1:01.302
28	12.611	1:15.435	28	17.585	1:01.538	37	23.369	1:01.799	37	27.273	1:00.629	37	31.580	1:01.279
70	13.142	1:15.966	37	18.180	1:01.559	28	23.963	1:02.988	28	27.853	1:00.615	28	32.334	1:01.453
37	13.185	1:16.009	70	19.845	1:03.267	70	25.452	1:02.217	70	31.316	1:02.589	54	37.012	1:01.372
19	14.756	1:17.580	19	22.567	1:04.375	54	28.058	1:01.616	54	32.612	1:01.279	70	37.209	1:02.865
54	17.808	1:20.632	54	23.052	1:01.808	19	31.221	1:05.264	19	38.918	1:04.422	19	47.442	1:05.496
68	19.101	1:21.925	68	30.576	1:08.039	68	42.982	1:09.016	68	55.168	1:08.911			

BARC/CTCRC Classic Group 1 Touring Car Champ iaw DUNLOP

RACE CLASSIFICATION - RACE 11 - LAP CHART

(contd.)

Lap 6			Lap 7			Lap 8			Lap 9			Lap 10		
No	Behind	Laptime	No	Behind	Laptime	No	Behind	Laptime	No	Behind	Laptime	No	Behind	Laptime
1		57.557	1		57.139	1		58.152	1		57.771	1		56.976
25	4.696	57.448	25	5.339	57.782	25	6.557	59.370	25	6.456	57.670	68	2 LAPS	1:13.428
6	5.028	57.389	6	5.929	58.040	6	6.823	59.046	6	6.965	57.913	70	1 LAP	1:03.852
40	10.164	58.379	40	12.165	59.140	19	1 LAP	1:07.095	40	14.729	59.183	25	7.215	57.735
68	1 LAP	1:10.074	15	16.560	59.275	40	13.317	59.304	19	1 LAP	1:05.979	6	7.775	57.786
15	14.424	58.950	98	16.650	59.035	15	17.555	59.147	15	18.331	58.547	40	17.037	59.284
98	14.754	58.965	11	17.804	59.260	98	17.814	59.316	98	18.619	58.576	15	20.408	59.053
11	15.683	58.878	64	18.635	59.405	11	18.853	59.201	11	19.826	58.744	11	23.270	1:00.420
64	16.369	59.413	55	18.995	59.539	64	19.795	59.312	64	20.529	58.505	55	24.586	1:00.404
55	16.595	58.913	99	20.333	59.625	55	19.982	59.139	55	21.158	58.947	3	25.917	1:00.392
99	17.847	58.944	3	21.027	59.656	99	20.981	58.800	99	22.469	59.259	98	28.050	1:06.407
3	18.510	59.025	14	26.129	1:00.072	3	21.852	58.977	3	22.501	58.420	99	28.723	1:03.230
5	22.239	1:00.554	48	26.427	1:00.141	14	27.992	1:00.015	14	29.895	59.674	64	29.127	1:05.574
14	23.196	59.763	62	29.897	1:00.864	48	28.274	59.999	48	30.245	59.742	19	1 LAP	1:10.744
48	23.425	59.566	68	1 LAP	1:17.267	62	32.185	1:00.440	62	35.469	1:01.055	14	32.721	59.802
7	25.664	1:00.629	63	35.927	1:00.711	63	38.619	1:00.844	63	41.288	1:00.440	48	32.990	59.721
62	26.172	1:00.190	82	36.340	1:01.577	82	39.812	1:01.624	82	43.937	1:01.896	62	38.914	1:00.421
82	31.902	1:01.704	37	40.053	1:01.786	37	42.302	1:00.401	37	45.242	1:00.711	63	44.752	1:00.440
63	32.355	1:00.298	87	40.116	1:02.637	68	1 LAP	1:10.182	87	47.691	1:01.576	82	48.579	1:01.618
87	34.618	1:01.305	10	40.993	1:02.890	87	43.886	1:01.922	28	48.546	1:01.463	37	49.696	1:01.430
10	35.242	1:01.450	28	41.236	1:02.131	10	44.145	1:01.304	54	52.363	1:01.418	87	52.429	1:01.714
37	35.406	1:01.383	54	45.318	1:01.524	28	44.854	1:01.770				28	52.694	1:01.124
28	36.244	1:01.467	70	48.237	1:02.651	54	48.716	1:01.550				54	56.341	1:00.954
54	40.933	1:01.478				70	55.962	1:05.877						
70	42.725	1:03.073												
19	55.899	1:06.014												

BARC/CTCRC Classic Group 1 Touring Car Champ iaw DUNLOP RACE CLASSIFICATION - RACE 11 - LAP CHART

(contd.)

Lap 11			Lap 12			Lap 13			Lap 14			Lap 15		
No	Behind	Laptime	No	Behind	Laptime	No	Behind	Laptime	No	Behind	Laptime	No	Behind	Laptime
1		57.387	1		58.626	25		57.677	25		57.752			
25	7.572	57.744	54	1 LAP	1:01.914	6	0.718	57.949	87	1 LAP	1:02.082			
6	8.032	57.644	25	6.680	57.734	1	1.010	1:05.367	6	1.102	58.136			
68	2 LAPS	1:09.509	6	7.126	57.720	15	18.840	59.871	54	1 LAP	1:02.923			
70	1 LAP	1:10.105	40	22.318	1:00.522	40	19.525	1:01.564	28	1 LAP	1:05.476			
40	20.422	1:00.772	70	1 LAP	1:03.620	11	19.913	59.098	15	20.719	59.631			
15	22.576	59.555	15	23.326	59.376	55	21.259	59.459	11	21.364	59.203			
11	24.897	59.014	11	25.172	58.901	3	22.262	59.205	55	23.701	1:00.194			
55	26.110	58.911	55	26.157	58.673	70	1 LAP	1:06.019	3	23.698	59.188			
3	27.174	58.644	68	2 LAPS	1:12.281	98	25.044	59.710	98	26.373	59.081			
98	29.400	58.737	3	27.414	58.866	99	27.193	59.483	40	27.732	1:05.959			
99	30.489	59.153	98	29.691	58.917	64	29.207	1:00.569	99	29.512	1:00.071			
64	30.575	58.835	99	32.067	1:00.204	14	31.200	59.887	64	31.361	59.906			
14	34.692	59.358	64	32.995	1:01.046	48	31.432	59.690	70	1 LAP	1:06.465			
48	34.991	59.388	14	35.670	59.604	68	2 LAPS	1:12.188	14	33.792	1:00.344			
19	1 LAP	1:07.328	48	36.099	59.734	62	43.146	1:01.071	48	34.055	1:00.375			
62	43.378	1:01.851	62	46.432	1:01.680	63	45.368	1:00.145	68	2 LAPS	1:08.585			
63	47.906	1:00.541	19	1 LAP	1:08.138	19	1 LAP	1:06.757	62	46.440	1:01.046			
82	52.932	1:01.740	63	49.580	1:00.300	37	52.376	1:01.294	63	47.625	1:00.009			
37	53.312	1:01.003	82	54.674	1:00.368				37	56.625	1:02.001			
87	56.572	1:01.530	37	55.439	1:00.753				19	1 LAP	1:06.525			
28	56.834	1:01.527	87	1:00.165	1:02.219									
			28	1:02.421	1:04.213									
			54	1:04.224	1:01.982									

Colonnade Residential Thoroughbred Sportscar Championship

QUALIFYING - RACE 12 - AMENDED

POS	NO	CL	NAME	NAT	CAR	TIME	LAPS	GAP	MPH
1	92	D	Roy McCARTHY		MG B GT V8	55.720	6		79.22
2	31	C	Mike HAZLEWOOD		Triumph TR6	56.279	16	0.559	78.43
3	23	C	Jon ELLISON		Triumph TR4	56.499	15	0.779	78.13
4	90	C	Simon KNOWLES		Triumph TR6	56.858	15	1.138	77.63
5	45	C	Harry WYNDHAM		Jaguar E Type	56.875	16	1.155	77.61
6	52	B	Spencer McCARTHY		MG B Roadster	56.902	15	1.182	77.57
7	99	D	Simon JAMES		Sunbeam Tiger	57.066	16	1.346	77.35
8	70	B	Russell McCARTHY		MG B Roadster	57.092	13	1.372	77.31
9	2	B	Colin JONES		MG A Twin Cam	57.218	15	1.498	77.14
10	10	C	Jim BAYNAM		TVR Tuscan	57.279	15	1.559	77.06
11	97	B	Mark ELLIS		MG A Roadster	57.335	15	1.615	76.99
12	5	C	Andy EARL		Jaguar E Type	57.348	15	1.628	76.97
13	98	C	Paul CAMPFIELD		Austin Healey 3000 Mk II	57.470	13	1.750	76.81
14	44	B	Peter SAMUELS		MG B Roadster	57.504	14	1.784	76.76
15	19	B	Roy CHAMBERLAIN		Triumph TR2	57.561	15	1.841	76.68
16	21	C	Bill RAWLES		Austin Healey 3000 Mk II	57.622	13	1.902	76.60
17	11	B	Jonnie WHEELER		MG B Roadster	57.802	15	2.082	76.37
18	54	B	Terry HOLMES		MG B GT V8	58.181	15	2.461	75.87
19	58	B	Barry SIDERY-SMITH		MG B Roadster	58.197	10	2.477	75.85
20	25	C	H HOLLAND-BOSWORTH		Austin Healey 3000 Mk I	58.308	11	2.588	75.70
21	62	B	Neil CAWTHORN		MG B Roadster	58.345	14	2.625	75.65
22	34	B	Brian CAKEBREAD		MG B Roadster	58.955	6	3.235	74.87
23	41	B	Andrew CAKEBREAD		MG B Roadster	59.073	14	3.353	74.72
24	67	B	David GRACE		Austin Healey 3000 Mk 1	59.213	14	3.493	74.55
25	49	B	Ronald CODY		MG A Monza Coupe	59.401	14	3.681	74.31
26	66	B	Peter BARNARD		MG Midget	59.482	15	3.762	74.21
27	91	B	Malcolm WHITE		MG B Roadster	1:00.626	15	4.906	72.81
28	74	C	Phillip LAMBE		Triumph TR4	1:01.487	15	5.767	71.79
29	37	B	Barry HOLMES		MG Roadster	1:02.503	14	6.783	70.62
30	9	A	James WHEELER		MG B Roadster	1:02.590	14	6.870	70.52
31	15	A	Ronald WATT		MG B Roadster	1:02.908	14	7.188	70.17
32	48	A	Peter GARTON		MG B GT	1:03.356	14	7.636	69.67
33	56	A	Angus DENT		MG B	1:04.162	14	8.442	68.80
34	40	A	Peter HISCOCKS		MG A	1:04.934	13	9.214	67.98
35	26	C	Garry HEATH		MG Constello V8	1:07.821	12	12.101	65.08

Car No's 21, 37, 58, 67 & 70 need working transponders.

Weather / Track : Sunny / Dry

These times are provisional until the conclusion of any judicial and technical matters.

Brands Hatch

Circuit Length = 1.2262 miles.

Start: 11:21 End: 11:36

Clerk Of Course:	Stewards:	Timekeeper:

Colonnade Residential Thoroughbred Sportscar Championship QUALIFYING - LAP ANALYSIS

2	Colin JONES	MG A Twin Cam			
1 -	1:31.554	6 -	57.871	11 -	57.881
2 -	1:01.054	7 -	57.630	12 -	57.867
3 -	58.756	8 -	58.587	13 -	57.579
4 -	59.115	9 -	58.530	14 -	57.407
5 -	57.908	10 -	57.218	15 -	57.926
5	Andy EARL	Jaguar E Type			
1 -	1:16.394	6 -	58.176	11 -	59.566
2 -	1:03.644	7 -	59.153	12 -	58.677
3 -	1:00.811	8 -	58.446	13 -	57.818
4 -	1:05.298	9 -	58.532	14 -	57.348
5 -	58.861	10 -	58.596	15 -	57.509
9	James WHEELER	MG B Roadster			
1 -	1:47.863	6 -	1:02.675	11 -	1:02.614
2 -	1:04.363	7 -	1:03.283	12 -	1:02.590
3 -	1:03.079	8 -	1:04.279	13 -	1:03.777
4 -	1:03.533	9 -	1:03.755	14 -	1:03.695
5 -	1:03.978	10 -	1:03.843		
10	Jim BAYNAM	TVR Tuscan			
1 -	2:11.560	6 -	58.368	11 -	57.499
2 -	1:00.762	7 -	57.710	12 -	57.925
3 -	58.798	8 -	57.737	13 -	57.732
4 -	57.691	9 -	57.773	14 -	57.810
5 -	58.024	10 -	57.279	15 -	57.899
11	Jonnie WHEELER	MG B Roadster			
1 -	1:43.855	6 -	57.827	11 -	57.978
2 -	1:00.222	7 -	58.045	12 -	58.523
3 -	58.974	8 -	58.094	13 -	57.881
4 -	57.802	9 -	59.146	14 -	58.227
5 -	59.478	10 -	57.863	15 -	1:05.027
15	Ronald WATT	MG B Roadster			
1 -	1:39.455	6 -	1:03.512	11 -	1:03.432
2 -	1:07.635	7 -	1:03.855	12 -	1:02.908
3 -	1:05.337	8 -	1:03.261	13 -	1:04.010
4 -	1:04.381	9 -	1:03.450	14 -	1:04.837
5 -	1:03.750	10 -	1:03.931		

Colonnade Residential Thoroughbred Sportscar Championship QUALIFYING - LAP ANALYSIS

(contd.)

19	Roy CHAMBERLAIN	Triumph TR2			
1 -	1:15.029	6 -	59.080	11 -	57.561
2 -	1:01.500	7 -	57.574	12 -	58.498
3 -	1:00.752	8 -	1:00.043	13 -	1:00.278
4 -	59.377	9 -	1:00.736	14 -	57.689
5 -	58.370	10 -	57.611	15 -	58.102
21	Bill RAWLES	Austin Healey 3000 Mk II			
1 -	2:18.918	6 -	59.049	11 -	58.362
2 -	2:01.097	7 -	59.610	12 -	58.142
3 -	58.282	8 -	57.622	13 -	58.499
4 -	58.632	9 -	59.104		
5 -	58.769	10 -	58.919		
23	Jon ELLISON	Triumph TR4			
1 -	1:42.548	6 -	56.605	11 -	56.588
2 -	1:04.636	7 -	57.904	12 -	56.499
3 -	1:02.068	8 -	56.582	13 -	56.749
4 -	58.364	9 -	57.112	14 -	57.212
5 -	56.815	10 -	56.657	15 -	57.137
25	H HOLLAND-BOSWORTH	Austin Healey 3000 Mk I			
1 -	3:18.222	6 -	58.612	11 -	58.964
2 -	1:02.657	7 -	58.564		
3 -	3:29.865	8 -	58.308		
4 -	58.417	9 -	58.563		
5 -	58.947	10 -	59.087		
26	Garry HEATH	MG Constello V8			
1 -	2:22.417	6 -	1:10.035	11 -	1:09.932
2 -	1:21.057	7 -	1:09.736	12 -	1:07.821
3 -	1:16.954	8 -	1:09.796		
4 -	1:12.901	9 -	1:10.394		
5 -	1:11.620	10 -	1:10.328		
31	Mike HAZLEWOOD	Triumph TR6			
1 -	1:14.377	6 -	56.907	11 -	57.230
2 -	1:01.209	7 -	56.907	12 -	56.906
3 -	58.430	8 -	56.793	13 -	56.843
4 -	57.026	9 -	58.369	14 -	57.291
5 -	56.279	10 -	56.892	15 -	58.292
				16 -	57.011

Colonnade Residential Thoroughbred Sportscar Championship QUALIFYING - LAP ANALYSIS

(contd.)

34	Brian CAKEBREAD				MG B Roadster
1 -	2:13.346	6 -	59.840		
2 -	1:00.789				
3 -	58.955				
4 -	59.165				
5 -	59.067				
37	Barry HOLMES				MG Roadster
1 -	1:37.781	6 -	1:06.357	11 -	1:02.503
2 -	1:07.252	7 -	1:07.626	12 -	1:03.251
3 -	1:04.646	8 -	1:05.038	13 -	1:06.452
4 -	1:06.509	9 -	1:03.701	14 -	1:03.554
5 -	1:09.350	10 -	1:03.622		
40	Peter HISCOCKS				MG A
1 -	2:12.049	6 -	1:07.015	11 -	1:08.299
2 -	1:13.501	7 -	1:06.129	12 -	1:05.964
3 -	1:07.660	8 -	1:05.353	13 -	1:04.934
4 -	1:07.890	9 -	1:05.502		
5 -	1:07.100	10 -	1:05.754		
41	Andrew CAKEBREAD				MG B Roadster
1 -	2:12.793	6 -	59.073	11 -	1:00.494
2 -	1:01.554	7 -	59.479	12 -	1:00.233
3 -	1:00.860	8 -	1:00.083	13 -	59.465
4 -	59.145	9 -	1:00.517	14 -	59.428
5 -	1:00.580	10 -	59.179		
44	Peter SAMUELS				MG B Roadster
1 -	1:44.889	6 -	57.921	11 -	57.699
2 -	1:01.635	7 -	59.129	12 -	58.193
3 -	59.152	8 -	58.003	13 -	57.504
4 -	58.173	9 -	58.769	14 -	58.290
5 -	57.917	10 -	57.556		
45	Harry WYNHAM				Jaguar E Type
1 -	1:18.845	6 -	58.265	11 -	57.021
2 -	1:00.535	7 -	57.333	12 -	57.222
3 -	1:00.283	8 -	57.703	13 -	57.491
4 -	58.041	9 -	56.875	14 -	57.485
5 -	58.321	10 -	57.255	15 -	57.705
				16 -	57.411

Colonnade Residential Thoroughbred Sportscar Championship QUALIFYING - LAP ANALYSIS

(contd.)

48	Peter GARTON			MG B GT	
1 -	1:50.794	6 -	1:04.094	11 -	1:05.002
2 -	1:04.913	7 -	1:04.702	12 -	1:04.495
3 -	1:03.912	8 -	1:03.441	13 -	1:03.485
4 -	1:04.074	9 -	1:03.594	14 -	1:04.757
5 -	1:03.519	10 -	1:03.356		
49	Ronald CODY			MG A Monza Coupe	
1 -	1:43.657	6 -	1:01.101	11 -	1:01.500
2 -	1:04.042	7 -	1:01.016	12 -	59.401
3 -	1:01.930	8 -	1:02.956	13 -	1:00.352
4 -	1:02.596	9 -	1:00.459	14 -	1:00.241
5 -	1:01.723	10 -	1:00.322		
52	Spencer McARTHUR			MG B Roadster	
1 -	2:11.651	6 -	57.176	11 -	57.327
2 -	58.337	7 -	57.046	12 -	57.181
3 -	57.454	8 -	59.864	13 -	57.680
4 -	56.902	9 -	57.127	14 -	58.249
5 -	57.378	10 -	58.508	15 -	59.167
54	Terry HOLMES			MG B GT V8	
1 -	1:28.554	6 -	59.414	11 -	58.367
2 -	1:10.372	7 -	59.380	12 -	59.090
3 -	1:02.296	8 -	58.181	13 -	59.262
4 -	59.001	9 -	59.167	14 -	58.892
5 -	1:01.194	10 -	58.444	15 -	59.272
56	Angus DENT			MG B	
1 -	1:30.541	6 -	1:06.222	11 -	1:05.442
2 -	1:08.943	7 -	1:05.495	12 -	1:05.772
3 -	1:06.987	8 -	1:06.337	13 -	1:04.519
4 -	1:06.988	9 -	1:04.372	14 -	1:04.162
5 -	1:04.757	10 -	1:04.720		
58	Barry SIDERY-SMITH			MG B Roadster	
1 -	2:12.508	6 -	58.921		
2 -	1:04.928	7 -	58.669		
3 -	1:02.012	8 -	1:00.818		
4 -	58.597	9 -	58.197		
5 -	59.797	10 -	59.637		

Colonnade Residential Thoroughbred Sportscar Championship QUALIFYING - LAP ANALYSIS

(contd.)

62	Neil CAWTHORN				MG B Roadster
1 -	2:19.441	6 -	58.809	11 -	59.215
2 -	1:05.283	7 -	58.345	12 -	59.646
3 -	1:01.667	8 -	59.511	13 -	59.024
4 -	1:00.481	9 -	59.048	14 -	58.814
5 -	59.597	10 -	59.127		
66	Peter BARNARD				MG Midget
1 -	1:31.402	6 -	1:00.129	11 -	59.573
2 -	1:03.342	7 -	1:02.150	12 -	59.854
3 -	1:01.399	8 -	59.482	13 -	59.544
4 -	1:01.381	9 -	59.941	14 -	1:02.401
5 -	1:00.734	10 -	59.836	15 -	1:02.092
67	David GRACE				Austin Healey 3000 Mk 1
1 -	2:23.278	6 -	1:00.311	11 -	59.989
2 -	1:06.346	7 -	1:00.880	12 -	1:00.022
3 -	1:03.336	8 -	1:03.518	13 -	59.544
4 -	59.576	9 -	1:00.347	14 -	1:00.363
5 -	59.969	10 -	59.213		
70	Russell McCARTHY				MG B Roadster
1 -	2:00.975	6 -	57.248	11 -	58.435
2 -	58.506	7 -	57.092	12 -	1:01.306
3 -	57.677	8 -	57.962	13 -	1:14.386P
4 -	58.240	9 -	58.091		
5 -	58.215	10 -	57.105		
74	Phillip LAMBE				Triumph TR4
1 -	1:21.698	6 -	1:01.632	11 -	1:02.947
2 -	1:02.301	7 -	1:03.635	12 -	1:01.953
3 -	1:03.404	8 -	1:02.113	13 -	1:02.512
4 -	1:05.844	9 -	1:02.099	14 -	1:01.715
5 -	1:01.634	10 -	1:01.605	15 -	1:01.487
90	Simon KNOWLES				Triumph TR6
1 -	1:39.521	6 -	57.331	11 -	57.563
2 -	1:02.809	7 -	57.137	12 -	57.831
3 -	59.758	8 -	56.858	13 -	57.478
4 -	58.677	9 -	58.081	14 -	57.530
5 -	57.593	10 -	57.543	15 -	56.924

Colonnade Residential Thoroughbred Sportscar Championship QUALIFYING - LAP ANALYSIS

(contd.)

91	Malcolm WHITE	MG B Roadster			
1 -	1:38.490	6 -	1:00.939	11 -	1:00.758
2 -	1:04.974	7 -	1:01.183	12 -	1:00.790
3 -	1:03.223	8 -	1:00.929	13 -	1:01.212
4 -	1:01.759	9 -	1:00.730	14 -	1:01.537
5 -	1:00.626	10 -	1:00.778	15 -	1:04.736
92	Roy McARTHUR	MG B GT V8			
1 -	2:24.314	6 -	56.799		
2 -	1:03.560				
3 -	1:00.825				
4 -	56.602				
5 -	55.720				
97	Mark ELLIS	MG A Roadster			
1 -	1:31.019	6 -	58.547	11 -	57.788
2 -	1:02.036	7 -	58.039	12 -	58.042
3 -	1:00.062	8 -	57.962	13 -	57.604
4 -	59.165	9 -	58.175	14 -	57.335
5 -	57.451	10 -	57.826	15 -	57.718
98	Paul CAMPFIELD	Austin Healey 3000 Mk II			
1 -	2:18.695	6 -	58.235	11 -	58.969
2 -	59.692	7 -	58.835	12 -	59.112
3 -	59.197	8 -	58.562	13 -	58.945
4 -	57.470	9 -	58.189		
5 -	59.054	10 -	58.841		
99	Simon JAMES	Sunbeam Tiger			
1 -	1:16.202	6 -	59.276	11 -	59.242
2 -	1:00.333	7 -	57.894	12 -	59.716
3 -	58.551	8 -	58.517	13 -	57.212
4 -	58.362	9 -	57.903	14 -	57.921
5 -	57.066	10 -	57.830	15 -	58.436
				16 -	1:06.282

Colonnade Residential Thoroughbred Sportscar Championship

GRID - RACE 12 - AMENDED

ROW 15	40	HISCOCKS	26	HEATH
ROW 14	48	GARTON	56	DENT
ROW 13	9	WHEELER	15	WATT
ROW 12	74	LAMBE	37	HOLMES
ROW 11	66	BARNARD	91	WHITE
ROW 10	41	CAKEBREAD	49	CODY
ROW 9	58	SIDERY-SMITH	62	CAWTHORN
ROW 8	11	WHEELER	54	HOLMES
ROW 7	44	SAMUELS	19	CHAMBERLAIN
ROW 6	97	ELLIS	5	EARL
ROW 5	2	JONES	10	BAYNAM
ROW 4	99	JAMES	70	McCARTHY
ROW 3	45	WYNDHAM	52	McCARTHY
ROW 2	23	ELLISON	90	KNOWLES
ROW 1	92	McCARTHY	31	HAZLEWOOD

POLE

Reserves will be called in the following order 21, 67 & 25

Weather / Track : Sunny / Dry

These times are provisional until the conclusion of any judicial and technical matters.

Brands Hatch

Circuit Length = 1.2262 miles.

Start: 11:21 End: 11:36

Clerk Of Course:

Stewards:

Timekeeper:

Colonnade Residential Thoroughbred Sportscar Championship

RACE CLASSIFICATION - RACE 12 - AMENDED

POS	NO	CL	NAME	NAT	CAR	TIME	LAPS	GAP	MPH	BEST
1	92	D	Roy McCARTHY		MG B GT V8	11:25.650	12		77.35	55.790
2	31	C	Mike HAZLEWOOD		Triumph TR6	11:26.919	12	1.269	77.21	56.065
3	52	B	Spencer McCARTHY		MG B Roadster	11:38.994	12	13.344	75.88	56.972
4	99	D	Simon JAMES		Sunbeam Tiger	11:40.988	12	15.338	75.66	57.073
5	97	B	Mark ELLIS		MG A Roadster	11:46.076	12	20.426	75.11	57.388
6	54	B	Terry HOLMES		MG B GT V8	11:56.999	12	31.349	73.97	58.169
7	62	B	Neil CAWTHORN		MG B Roadster	11:57.879	12	32.229	73.88	58.271
8	5	C	Andy EARL		Jaguar E Type	11:57.923	12	32.273	73.87	58.103
9	41	B	Andrew CAKEBREAD		MG B Roadster	11:58.722	12	33.072	73.79	58.334
10	67	C	David GRACE		Austin Healey 3000 Mk 1	12:06.643	12	40.993	72.99	58.760
11	19	B	Roy CHAMBERLAIN		Triumph TR2	12:10.101	12	44.451	72.64	57.996
12	66	B	Peter BARNARD		MG Midget	12:20.456	12	54.806	71.63	59.791
13	49	B	Ronald CODY		MG A Monza Coupe	12:21.962	12	56.312	71.48	59.863
14	37	B	Barry HOLMES		MG Roadster	12:26.289	12	1:00.639	71.07	1:00.183
15	21	C	Bill RAWLES		Austin Healey 3000 Mk II	12:31.787	12	1:06.137	70.55	57.805
16	9	A	James WHEELER		MG B Roadster	11:43.834	11	1 LAP	69.08	1:02.153
17	15	A	Ronald WATT		MG B Roadster	11:46.382	11	1 LAP	68.83	1:02.014
18	56	A	Angus DENT		MG B	11:47.259	11	1 LAP	68.75	1:01.804
19	48	A	Peter GARTON		MG B GT	11:47.545	11	1 LAP	68.72	1:01.724
20	74	C	Phillip LAMBE		Triumph TR4	11:53.730	11	1 LAP	68.12	1:02.864
21	40	A	Peter HISCOCKS		MG A	12:04.575	11	1 LAP	67.10	1:03.293
22	26	C	Garry HEATH		MG Constello V8	12:04.534	10	2 LAPS	61.02	1:07.897

NOT CLASSIFIED

90	C	Simon KNOWLES	Triumph TR6	9:34.146	10	D.N.F.	77.00	56.027
58	B	Barry SIDERY-SMITH	MG B Roadster	2:11.829	2	D.N.F.	67.48	1:01.158
23	C	Jon ELLISON	Triumph TR4	1:08.364	1	D.N.F.	65.56	1:08.364
70	B	Russell McCARTHY	MG B Roadster		0	D.N.F.	N/A	
10	C	Jim BAYNAM	TVR Tuscan		0	D.N.F.	N/A	

FASTEST LAP

92	D	Roy McCARTHY	MG B GT V8	55.790	5	79.12mph	127.33kph
90	C	Simon KNOWLES	Triumph TR6	56.027	7	78.78mph	126.79kph
52	B	Spencer McCARTHY	MG B Roadster	56.972	2	77.48mph	124.69kph
48	A	Peter GARTON	MG B GT	1:01.724	9	71.51mph	115.09kph

Car No's 2, 11, 44 & 45 took the first start.

Weather / Track : Sunny / Dry

These results are provisional until the conclusion of any judicial and technical matters.

Brands Hatch

Circuit Length = 1.2262 miles.

Start: 15:35 End: 15:46

Colonnade Residential Thoroughbred Sportscar Championship RACE CLASSIFICATION - RACE 12 - LAP CHART

Lap 1			Lap 2			Lap 3			Lap 4			Lap 5		
No	Behind	Laptime	No	Behind	Laptime	No	Behind	Laptime	No	Behind	Laptime	No	Behind	Laptime
31		1:03.231	31		56.835	31		56.685	92		56.066	92		55.790
90	0.279	1:03.510	90	0.202	56.758	92	0.218	56.585	31	0.587	56.871	31	1.005	56.208
92	0.423	1:03.654	92	0.318	56.730	90	0.881	57.364	90	0.767	56.170	90	1.821	56.844
52	1.537	1:04.768	52	1.674	56.972	52	2.023	57.034	52	2.713	56.974	52	4.192	57.269
99	2.998	1:06.229	99	3.857	57.694	99	4.288	57.116	99	5.077	57.073	26	1 LAP	1:14.487
97	4.565	1:07.796	97	6.676	58.946	97	7.379	57.388	97	8.670	57.575	99	7.406	58.119
23	5.133	1:08.364	19	7.347	58.895	19	9.037	58.375	19	11.553	58.800	97	10.644	57.764
19	5.287	1:08.518	54	7.608	58.611	54	9.936	59.013	54	12.018	58.366	19	14.041	58.278
54	5.832	1:09.063	21	8.292	58.509	21	10.047	58.440	21	12.138	58.375	21	14.994	58.646
41	5.903	1:09.134	41	8.374	59.306	5	10.756	58.384	5	12.575	58.103	54	15.729	59.501
21	6.618	1:09.849	5	9.057	59.245	41	11.045	59.356	41	13.433	58.672	5	15.921	59.136
5	6.647	1:09.878	62	9.580	59.302	62	11.820	58.925	62	13.813	58.277	41	16.525	58.882
62	7.113	1:10.344	49	11.150	59.863	67	15.503	59.229	67	19.116	59.897	62	16.661	58.638
58	7.440	1:10.671	58	11.763	1:01.158	49	16.373	1:01.908	49	20.603	1:00.514	67	22.846	59.520
49	8.122	1:11.353	67	12.959	59.761	66	18.351	1:00.646	66	22.672	1:00.605	49	24.929	1:00.116
66	9.358	1:12.589	66	14.390	1:01.867	74	22.386	1:02.864	37	27.569	1:00.939	66	27.134	1:00.252
74	10.023	1:13.254	74	16.207	1:03.019	37	22.914	1:02.408	74	29.772	1:03.670	37	31.978	1:00.199
67	10.033	1:13.264	15	17.118	1:02.738	15	23.967	1:03.534	15	30.451	1:02.768	15	36.675	1:02.014
15	11.215	1:14.446	37	17.191	1:02.581	9	24.759	1:02.153	9	31.286	1:02.811	9	38.146	1:02.650
37	11.445	1:14.676	9	19.291	1:03.783	56	26.404	1:03.571	48	32.554	1:02.104	74	38.478	1:04.496
56	12.216	1:15.447	56	19.518	1:04.137	48	26.734	1:03.567	56	33.598	1:03.478	48	39.583	1:02.819
9	12.343	1:15.574	48	19.852	1:03.971	40	30.896	1:05.673	40	38.258	1:03.646	56	40.544	1:02.736
48	12.716	1:15.947	40	21.908	1:05.112	26	43.468	1:07.897				40	45.761	1:03.293
40	13.631	1:16.862	26	32.256	1:09.204									
26	19.887	1:23.118												

Car No's 2, 11, 44 & 45 took the first start.
Weather / Track : Sunny / Dry

Brands Hatch
Circuit Length = 1.2262 miles.
Start: 15:35 End: 15:46

Colonnade Residential Thoroughbred Sportscar Championship RACE CLASSIFICATION - RACE 12 - LAP CHART

(contd.)

Lap 6			Lap 7			Lap 8			Lap 9			Lap 10		
No	Behind	Laptime	No	Behind	Laptime	No	Behind	Laptime	No	Behind	Laptime	No	Behind	Laptime
92		56.151	92		55.973	92		56.266	92		57.044	92		56.603
31	1.252	56.398	31	1.344	56.065	31	1.512	56.434	9	1 LAP	1:03.099	31	2.118	56.684
90	1.790	56.120	90	1.844	56.027	90	1.836	56.258	31	2.037	57.569	90	3.284	57.536
52	5.387	57.346	52	6.752	57.338	40	1 LAP	1:05.099	90	2.351	57.559	26	2 LAPS	1:10.143
99	9.135	57.880	99	10.822	57.660	52	7.993	57.507	56	1 LAP	1:02.860	9	1 LAP	1:02.806
97	12.530	58.037	97	14.115	57.558	99	12.359	57.803	48	1 LAP	1:03.308	15	1 LAP	1:06.024
19	15.886	57.996	19	18.502	58.589	97	15.356	57.507	74	1 LAP	1:04.737	52	9.977	58.086
21	16.999	58.156	21	18.831	57.805	19	20.436	58.200	52	8.494	57.545	56	1 LAP	1:01.804
54	18.679	59.101	54	21.370	58.664	21	20.715	58.150	99	13.011	57.696	48	1 LAP	1:01.724
5	19.241	59.471	5	21.545	58.277	54	23.273	58.169	40	1 LAP	1:04.105	99	14.330	57.922
41	19.445	59.071	41	22.400	58.928	5	23.545	58.266	97	15.900	57.588	74	1 LAP	1:04.064
62	19.904	59.394	62	22.480	58.549	62	24.867	58.653	19	21.707	58.315	97	16.905	57.608
26	1 LAP	1:13.080	67	28.802	59.320	41	25.238	59.104	21	22.007	58.336	40	1 LAP	1:04.571
67	25.455	58.760	49	34.344	1:01.332	67	31.447	58.911	54	24.995	58.766	19	23.600	58.496
49	28.985	1:00.207	66	34.908	59.791	66	40.922	1:02.280	5	25.191	58.690	21	23.769	58.365
66	31.090	1:00.107	26	1 LAP	1:09.859	49	40.923	1:02.845	62	26.345	58.522	5	27.119	58.531
37	36.212	1:00.385	37	40.539	1:00.300	37	45.820	1:01.547	41	26.713	58.519	54	27.511	59.119
15	43.508	1:02.984	15	50.088	1:02.553	26	1 LAP	1:09.454	67	33.247	58.844	62	28.013	58.271
9	44.157	1:02.162	9	50.716	1:02.532	15	56.995	1:03.173	66	43.796	59.918	41	28.444	58.334
74	45.974	1:03.647	56	55.389	1:04.407				49	44.980	1:01.101	67	35.710	59.066
56	46.955	1:02.562	48	55.648	1:04.566				37	48.959	1:00.183	66	47.438	1:00.245
48	47.055	1:03.623	74	55.877	1:05.876							49	49.191	1:00.814
40	53.094	1:03.484										37	52.862	1:00.506

Car No's 2, 11, 44 & 45 took the first start.
Weather / Track : Sunny / Dry

Brands Hatch
Circuit Length = 1.2262 miles.
Start: 15:35 End: 15:46

Colonnade Residential Thoroughbred Sportscar Championship RACE CLASSIFICATION - RACE 12 - LAP CHART

(contd.)

Lap 11			Lap 12			Lap 13			Lap 14			Lap 15		
No	Behind	Laptime	No	Behind	Laptime	No	Behind	Laptime	No	Behind	Laptime	No	Behind	Laptime
92		56.683	92		58.105									
31	1.823	56.388	31	1.269	57.551									
52	12.825	59.531	52	13.344	58.624									
9	1 LAP	1:03.257	99	15.338	57.533									
99	15.910	58.263	9	1 LAP	1:03.007									
15	1 LAP	1:03.518	97	20.426	1:00.078									
56	1 LAP	1:03.020	15	1 LAP	1:02.630									
48	1 LAP	1:03.794	56	1 LAP	1:03.237									
97	18.453	58.231	48	1 LAP	1:02.122									
26	2 LAPS	1:12.611	74	1 LAP	1:03.853									
74	1 LAP	1:04.250	54	31.349	59.270									
19	25.973	59.056	62	32.229	59.546									
21	26.137	59.051	5	32.273	1:01.652									
5	28.726	58.290	41	33.072	59.766									
54	30.184	59.356	26	2 LAPS	1:14.681									
62	30.788	59.458	40	1 LAP	1:05.831									
40	1 LAP	1:06.899	67	40.993	1:01.015									
41	31.411	59.650	19	44.451	1:16.583									
67	38.083	59.056	66	54.806	1:01.086									
66	51.825	1:01.070	49	56.312	1:00.916									
49	53.501	1:00.993	37	1:00.639	1:02.012									
37	56.732	1:00.553	21	1:06.137	1:38.105									

Car No's 2, 11, 44 & 45 took the first start.
Weather / Track : Sunny / Dry

Brands Hatch
Circuit Length = 1.2262 miles.
Start: 15:35 End: 15:46

Universal Racing Services Classic Formula Ford 1600 Championship QUALIFYING - RACE 14

POS	NO	CL	NAME	NAT	CAR	TIME	LAPS	GAP	MPH
1	89	A	Neil FOWLER		Lola T200	52.203	15		84.56
2	60	B	Nigel LINGWOOD		Van Diemen RF 80	53.183	15	0.980	83.00
3	69	A	Dave LOWE		Lotus 69	53.274	15	1.071	82.86
4	37	B	Anthony WILLS		Royale RP21	53.569	15	1.366	82.40
5	77	B	Paul WALTON		Crossle 25F	53.624	15	1.421	82.32
6	9	B	David PENLINGTON		Royale RP 26	53.743	15	1.540	82.13
7	20	B	Richard SHELTON		Crossle 25F	53.798	15	1.595	82.05
8	41	B	Neil MARSHALL		Van Diemen RF 78	53.969	15	1.766	81.79
9	5	B	Simon DAVEY		Van Diemen RF 81	53.995	7	1.792	81.75
10	65	A	Peter DENHAM		Merlyn IIA	54.008	15	1.805	81.73
11	30	A	Stephen COLLYER		Dulon MP 15	54.162	14	1.959	81.50
12	31	B	Oliver ROBINSON		Royale RP 26	54.272	13	2.069	81.33
13	32	B	David MALPAS		Van Diemen RF 78	54.393	15	2.190	81.15
14	34	B	Colin WILLIAMS		P.R.S RH01	54.480	15	2.277	81.02
15	21	B	Philip NORRIS		Royale RP 26	54.543	14	2.340	80.93
16	7	B	Jon NASH		Van Diemen RF 80	54.686	15	2.483	80.72
17	11	A	Keith WARD		Jomic Mk 2A	54.998	14	2.795	80.26
18	63	A	Paul HUBBARD		Merlyn Mk 20A	55.398	14	3.195	79.68
19	33	A	Jonathan DAVIS		Hawke DLII	55.845	13	3.642	79.04
20	51	A	Albert CLEMENTS		Lotus 51	56.333	14	4.130	78.36
21	81	B	John HESP		Royale RP 26	56.709	14	4.506	77.84
22	22	B	Michael WHITEHEAD		Van Diemen RF 78	56.941	14	4.738	77.52
23	12	A	Ian MILLWARD		Jamun T3	57.405	12	5.202	76.89
24	25	B	Douglas KIBBLE		Dulon 1975	58.889	12	6.686	74.96
25	92	B	Michael VALENTINE		Elden Mk 24	59.065	14	6.862	74.73

Car No's 25 & 37 need working transponders.

Weather / Track : Sunny / Dry

These results are provisional until the conclusion of any judicial and technical matters.

Brands Hatch

Circuit Length = 1.2262 miles.

Start: 11:44 End: 12:01

Clerk Of Course:	Stewards:	Timekeeper:

Universal Racing Services Classic Formula Ford 1600 Championship QUALIFYING - LAP ANALYSIS

5	Simon DAVEY	Van Diemen RF 81
1 - 1:23.630 6 - 53.995 2 - 55.066 7 - 1:04.617 3 - 4:14.866P 4 - 1:00.253 5 - 54.204		
7	Jon NASH	Van Diemen RF 80
1 - 1:36.672 6 - 56.693 11 - 55.079 2 - 59.059 7 - 55.619 12 - 55.047 3 - 4:08.439P 8 - 55.414 13 - 55.292 4 - 1:01.196 9 - 55.034 14 - 54.686 5 - 55.932 10 - 54.908 15 - 54.704		
9	David PENLINGTON	Royale RP 26
1 - 1:09.412 6 - 53.976 11 - 54.222 2 - 57.801 7 - 54.393 12 - 53.819 3 - 4:53.919P 8 - 54.195 13 - 54.968 4 - 1:01.454 9 - 53.831 14 - 54.244 5 - 55.542 10 - 55.597 15 - 53.743		
11	Keith WARD	Jomic Mk 2A
1 - 1:14.811 6 - 56.583 11 - 56.115 2 - 57.081 7 - 56.142 12 - 55.621 3 - 4:55.527P 8 - 55.101 13 - 54.998 4 - 1:00.842 9 - 55.323 14 - 56.620 5 - 56.475 10 - 55.958		
12	Ian MILLWARD	Jamun T3
1 - 1:11.140 6 - 58.133 11 - 59.127 2 - 59.019 7 - 57.405 12 - 1:18.653P 3 - 5:00.070P 8 - 58.673 4 - 1:05.631 9 - 58.886 5 - 59.357 10 - 58.940		
20	Richard SHELTON	Crossle 25F
1 - 1:07.593 6 - 54.395 11 - 55.411 2 - 58.511 7 - 53.956 12 - 54.017 3 - 4:58.543P 8 - 56.007 13 - 54.579 4 - 1:00.705 9 - 55.066 14 - 53.798 5 - 56.381 10 - 55.348 15 - 55.082		

Car No's 25 & 37 need working transponders.
Weather / Track : Sunny / Dry

Universal Racing Services Classic Formula Ford 1600 Championship QUALIFYING - LAP ANALYSIS

(contd.)

21	Philip NORRIS	Royale RP 26			
1 -	1:25.082	6 -	55.107	11 -	1:28.325
2 -	56.258	7 -	55.193	12 -	55.045
3 -	4:14.533P	8 -	54.849	13 -	54.839
4 -	59.370	9 -	54.543	14 -	54.597
5 -	54.885	10 -	58.514		
22	Michael WHITEHEAD	Van Diemen RF 78			
1 -	1:40.118	6 -	59.029	11 -	57.902
2 -	1:02.529	7 -	56.941	12 -	58.415
3 -	4:13.930P	8 -	57.707	13 -	59.314
4 -	1:07.120	9 -	58.410	14 -	58.598
5 -	59.923	10 -	58.092		
25	Douglas KIBBLE	Dulon 1975			
1 -	1:33.768	6 -	59.720	11 -	1:00.304
2 -	1:03.448	7 -	59.968	12 -	58.889
3 -	5:23.299P	8 -	1:00.762		
4 -	1:09.910	9 -	1:00.068		
5 -	1:00.005	10 -	59.122		
30	Stephen COLLYER	Dulon MP 15			
1 -	1:14.099	6 -	56.875	11 -	56.055
2 -	56.152	7 -	55.720	12 -	54.162
3 -	4:55.418P	8 -	54.590	13 -	55.996
4 -	1:02.112	9 -	55.211	14 -	1:06.788
5 -	55.466	10 -	57.591		
31	Oliver ROBINSON	Royale RP 26			
1 -	1:30.985	6 -	55.257	11 -	54.373
2 -	57.010	7 -	55.492	12 -	54.911
3 -	4:50.749P	8 -	54.565	13 -	54.423
4 -	1:05.209	9 -	54.309		
5 -	54.928	10 -	54.272		
32	David MALPAS	Van Diemen RF 78			
1 -	1:30.620	6 -	54.802	11 -	55.739
2 -	57.095	7 -	55.327	12 -	54.393
3 -	4:34.966P	8 -	57.180	13 -	54.692
4 -	1:00.559	9 -	54.939	14 -	54.807
5 -	55.993	10 -	55.215	15 -	55.269

Car No's 25 & 37 need working transponders.
Weather / Track : Sunny / Dry

Universal Racing Services Classic Formula Ford 1600 Championship QUALIFYING - LAP ANALYSIS

(contd.)

33	Jonathan DAVIS	Hawke DLII			
1 -	1:36.150	6 -	56.534	11 -	56.411
2 -	5:38.422P	7 -	57.419	12 -	57.852
3 -	1:03.848	8 -	56.742	13 -	55.845
4 -	59.349	9 -	1:01.257		
5 -	57.946	10 -	56.916		
34	Colin WILLIAMS	P.R.S RH01			
1 -	1:35.805	6 -	56.245	11 -	55.642
2 -	57.444	7 -	55.660	12 -	54.480
3 -	4:12.026P	8 -	56.825	13 -	56.325
4 -	1:00.820	9 -	54.835	14 -	54.930
5 -	56.141	10 -	54.954	15 -	55.504
37	Anthony WILLS	Royale RP21			
1 -	1:07.090	6 -	54.087	11 -	53.589
2 -	54.336	7 -	53.624	12 -	54.040
3 -	4:58.589P	8 -	54.107	13 -	54.667
4 -	58.058	9 -	53.629	14 -	54.199
5 -	54.456	10 -	53.569	15 -	53.840
41	Neil MARSHALL	Van Diemen RF 78			
1 -	1:23.862	6 -	55.855	11 -	56.724
2 -	57.162	7 -	55.907	12 -	54.865
3 -	4:13.543P	8 -	55.132	13 -	53.969
4 -	1:00.302	9 -	54.708	14 -	54.799
5 -	55.004	10 -	57.599	15 -	55.354
51	Albert CLEMENTS	Lotus 51			
1 -	1:28.939	6 -	58.868	11 -	57.605
2 -	58.622	7 -	57.743	12 -	57.694
3 -	4:15.465P	8 -	58.357	13 -	57.085
4 -	1:04.218	9 -	56.667	14 -	57.208
5 -	59.187	10 -	56.333		
60	Nigel LINGWOOD	Van Diemen RF 80			
1 -	1:12.822	6 -	53.750	11 -	54.576
2 -	55.516	7 -	54.626	12 -	53.306
3 -	4:55.332P	8 -	53.708	13 -	54.943
4 -	59.682	9 -	53.693	14 -	53.253
5 -	54.014	10 -	53.183	15 -	53.416

Car No's 25 & 37 need working transponders.
Weather / Track : Sunny / Dry

Universal Racing Services Classic Formula Ford 1600 Championship QUALIFYING - LAP ANALYSIS

(contd.)

63	Paul HUBBARD	Merlyn Mk 20A			
1 -	1:21.671	6 -	55.935	11 -	55.949
2 -	59.253	7 -	55.919	12 -	55.954
3 -	4:51.221P	8 -	55.478	13 -	55.398
4 -	1:01.175	9 -	56.207	14 -	57.316
5 -	56.689	10 -	55.406		
65	Peter DENHAM	Merlyn IIA			
1 -	1:03.020	6 -	54.296	11 -	54.232
2 -	55.104	7 -	54.799	12 -	54.008
3 -	5:00.853P	8 -	54.102	13 -	54.560
4 -	1:01.366	9 -	54.676	14 -	54.055
5 -	54.743	10 -	54.635	15 -	54.097
69	Dave LOWE	Lotus 69			
1 -	1:22.654	6 -	54.541	11 -	53.394
2 -	55.516	7 -	53.656	12 -	53.765
3 -	4:53.025P	8 -	53.360	13 -	53.274
4 -	1:00.187	9 -	54.033	14 -	53.708
5 -	54.312	10 -	53.374	15 -	53.495
77	Paul WALTON	Crossle 25F			
1 -	1:13.232	6 -	55.227	11 -	54.676
2 -	59.436	7 -	54.124	12 -	53.624
3 -	4:56.700P	8 -	53.773	13 -	53.816
4 -	1:02.672	9 -	53.891	14 -	53.671
5 -	54.055	10 -	53.651	15 -	53.732
81	John HESP	Royale RP 26			
1 -	1:26.824	6 -	59.549	11 -	56.709
2 -	58.183	7 -	57.259	12 -	57.274
3 -	4:14.803P	8 -	57.839	13 -	57.122
4 -	1:04.009	9 -	57.441	14 -	57.499
5 -	57.249	10 -	57.171		
89	Neil FOWLER	Lola T200			
1 -	1:06.928	6 -	53.701	11 -	54.829
2 -	52.764	7 -	52.613	12 -	52.355
3 -	4:58.163P	8 -	52.696	13 -	52.387
4 -	57.544	9 -	52.203	14 -	52.262
5 -	52.382	10 -	52.249	15 -	52.568

Car No's 25 & 37 need working transponders.
Weather / Track : Sunny / Dry

Universal Racing Services Classic Formula Ford 1600 Championship QUALIFYING - LAP ANALYSIS

(contd.)

92	Michael VALENTINE	Elden Mk 24			
1 - 1:23.614	6 - 1:00.579	11 - 59.382			
2 - 1:01.335	7 - 59.781	12 - 59.343			
3 - 4:16.572P	8 - 59.764	13 - 59.065			
4 - 1:04.460	9 - 59.609	14 - 59.226			
5 - 1:00.251	10 - 59.425				

Car No's 25 & 37 need working transponders.
Weather / Track : Sunny / Dry

Universal Racing Services Classic Formula Ford 1600 Championship

GRID - RACE 14

ROW 13	92	VALENTINE			
ROW 12	12	MILLWARD		25	KIBBLE
ROW 11	81	HESP		22	WHITEHEAD
ROW 10	33	DAVIS		51	CLEMENTS
ROW 9	11	WARD		63	HUBBARD
ROW 8	21	NORRIS		7	NASH
ROW 7	32	MALPAS		34	WILLIAMS
ROW 6	30	COLLYER		31	ROBINSON
ROW 5	5	DAVEY		65	DENHAM
ROW 4	20	SHELTON		41	MARSHALL
ROW 3	77	WALTON		9	PENLINGTON
ROW 2	69	LOWE		37	WILLS
ROW 1	89	FOWLER		60	LINGWOOD
POLE					

Car No's 25 & 37 need working transponders.

Weather / Track : Sunny / Dry

These results are provisional until the conclusion of any judicial and technical matters.

Brands Hatch

Circuit Length = 1.2262 miles.

Start: 11:44 End: 12:01

Clerk Of Course:	Stewards:	Timekeeper:
------------------	-----------	-------------

Universal Racing Services Classic Formula Ford 1600 Championship

RACE CLASSIFICATION - RACE 14

POS	NO	CL	NAME	NAT	CAR	TIME	LAPS	GAP	MPH	BEST
1	89	A	Neil FOWLER		Lola T200	12:28.844	14		82.61	52.359
2	60	B	Nigel LINGWOOD		Van Diemen RF 80	12:32.484	14	3.640	82.21	52.810
3	69	A	Dave LOWE		Lotus 69	12:37.140	14	8.296	81.71	53.050
4	77	B	Paul WALTON		Crossle 25F	12:37.689	14	8.845	81.65	52.813
5	37	B	Anthony WILLS		Royale RP21	12:39.523	14	10.679	81.45	53.012
6	5	B	Simon DAVEY		Van Diemen RF 81	12:45.990	14	17.146	80.76	53.457
7	41	B	Neil MARSHALL		Van Diemen RF 78	12:52.811	14	23.967	80.05	53.806
8	30	A	Stephen COLLYER		Dulon MP 15	12:54.176	14	25.332	79.91	54.091
9	31	B	Oliver ROBINSON		Royale RP 26	12:54.965	14	26.121	79.83	53.716
10	21	B	Philip NORRIS		Royale RP 26	13:01.507	14	32.663	79.16	54.352
11	65	A	Peter DENHAM		Merlyn IIA	13:08.839	14	39.995	78.42	53.704
12	7	B	Jon NASH		Van Diemen RF 80	13:15.273	14	46.429	77.79	53.798
13	34	B	Colin WILLIAMS		P.R.S RH01	13:16.559	14	47.715	77.66	54.877
14	11	A	Keith WARD		Jomic Mk 2A	13:16.844	14	48.000	77.64	55.535
15	63	A	Paul HUBBARD		Merlyn Mk 20A	13:17.030	14	48.186	77.62	55.566
16	81	B	John HESP		Royale RP 26	12:37.446	13	1 LAP	75.85	56.491
17	12	A	Ian MILLWARD		Jamun T3	12:37.564	13	1 LAP	75.84	56.573
18	51	A	Albert CLEMENTS		Lotus 51	12:38.310	13	1 LAP	75.76	56.703
19	22	B	Michael WHITEHEAD		Van Diemen RF 78	12:46.483	13	1 LAP	74.95	56.730
20	92	B	Michael VALENTINE		Elden Mk 24	12:54.662	13	1 LAP	74.16	57.967
21	25	B	Douglas KIBBLE		Dulon 1975	13:12.157	13	1 LAP	72.52	58.199

NOT CLASSIFIED

32	B	David MALPAS	Van Diemen RF 78	12:13.757	13	D.N.F.	78.30	54.516
33	A	Jonathan DAVIS	Hawke DLII	6:43.548	7	D.N.F.	76.73	55.686
9	B	David PENLINGTON	Royale RP 26	4:38.724	5	D.N.F.	79.43	53.868

FASTEST LAP

89	A	Neil FOWLER	Lola T200	52.359	4	84.30mph	135.68kph
60	B	Nigel LINGWOOD	Van Diemen RF 80	52.810	4	83.58mph	134.52kph

Weather / Track : Sunny / Dry
 These results are provisional until the conclusion of any judicial and technical matters.

Brands Hatch
 Circuit Length = 1.2262 miles.
 Start: 16:15 End: 17:03

Clerk Of Course:	Stewards:	Timekeeper:
------------------	-----------	-------------

Universal Racing Services Classic Formula Ford 1600 Championship

RACE CLASSIFICATION - RACE 14 - LAP CHART

Lap 1			Lap 2			Lap 3			Lap 4			Lap 5		
No	Behind	Laptime	No	Behind	Laptime	No	Behind	Laptime	No	Behind	Laptime	No	Behind	Laptime
89		58.343	89		52.665	89		52.647	89		52.359	89		52.450
60	1.156	59.499	60	2.046	53.555	60	2.721	53.322	60	3.172	52.810	60	3.666	52.944
69	1.617	59.960	69	2.518	53.566	69	3.577	53.706	69	4.545	53.327	69	5.566	53.471
77	1.830	1:00.173	77	2.972	53.807	37	3.970	53.605	77	5.238	53.537	77	6.091	53.303
37	2.434	1:00.777	37	3.012	53.243	77	4.060	53.735	37	5.238	53.627	37	6.590	53.802
9	3.603	1:01.946	9	5.286	54.348	9	6.767	54.128	9	8.842	54.434	9	10.260	53.868
41	4.079	1:02.422	65	5.734	54.142	65	6.894	53.807	65	8.930	54.395	65	10.417	53.937
65	4.257	1:02.600	5	6.001	54.137	5	7.593	54.239	5	9.476	54.242	5	10.869	53.843
5	4.529	1:02.872	41	6.957	55.543	41	9.082	54.772	41	11.132	54.409	41	13.139	54.457
30	5.250	1:03.593	30	7.607	55.022	30	9.379	54.419	30	11.678	54.658	30	13.951	54.723
31	5.450	1:03.793	31	8.059	55.274	31	9.910	54.498	31	12.162	54.611	31	14.563	54.851
34	6.508	1:04.851	34	8.720	54.877	7	11.256	54.906	7	13.144	54.247	7	14.669	53.975
7	6.546	1:04.889	7	8.997	55.116	32	11.988	55.273	32	15.129	55.500	32	17.526	54.847
21	7.064	1:05.407	32	9.362	54.516	21	12.154	54.791	21	15.291	55.496	21	18.065	55.224
32	7.511	1:05.854	21	10.010	55.611	34	14.247	58.174	11	17.925	55.862	34	21.717	55.925
63	8.154	1:06.497	11	11.441	55.952	11	14.422	55.628	34	18.242	56.354	11	21.916	56.441
11	8.154	1:06.497	63	11.641	56.152	63	14.631	55.637	63	18.272	56.000	63	22.029	56.207
33	8.640	1:06.983	33	11.819	55.844	33	15.221	56.049	33	18.548	55.686	33	22.313	56.215
51	10.353	1:08.696	12	15.256	57.182	12	19.182	56.573	12	24.628	57.805	12	29.147	56.969
12	10.739	1:09.082	51	15.810	58.122	81	20.159	56.912	81	25.171	57.371	81	30.418	57.697
81	10.842	1:09.185	81	15.894	57.717	51	20.403	57.240	51	25.818	57.774	51	30.536	57.168
92	12.898	1:11.241	92	18.842	58.609	92	24.756	58.561	92	30.966	58.569	92	36.795	58.279
22	13.185	1:11.528	22	19.093	58.573	22	25.021	58.575	22	31.238	58.576	22	36.937	58.149
25	14.580	1:12.923	25	21.474	59.559	25	29.991	1:01.164	25	38.350	1:00.718	25	46.047	1:00.147

Universal Racing Services Classic Formula Ford 1600 Championship

RACE CLASSIFICATION - RACE 14 - LAP CHART

(contd.)

Lap 6			Lap 7			Lap 8			Lap 9			Lap 10		
No	Behind	Laptime	No	Behind	Laptime	No	Behind	Laptime	No	Behind	Laptime	No	Behind	Laptime
89		52.437	89		53.376	89		52.740	89		54.343	89		53.081
60	4.545	53.316	25	1 LAP	1:00.932	60	4.913	53.090	92	1 LAP	58.370	22	1 LAP	57.909
69	6.232	53.103	60	4.563	53.394	69	7.041	53.523	60	3.924	53.354	60	4.968	54.125
77	6.467	52.813	69	6.258	53.402	77	7.420	53.366	69	5.967	53.269	92	1 LAP	57.967
37	7.388	53.235	77	6.794	53.703	37	7.430	53.012	37	7.459	54.372	69	6.004	53.118
65	11.871	53.891	37	7.158	53.146	25	1 LAP	59.172	77	7.489	54.412	77	7.752	53.344
5	12.411	53.979	65	12.199	53.704	65	13.305	53.846	25	1 LAP	59.775	37	8.745	54.367
41	15.439	54.737	5	12.661	53.626	5	13.613	53.692	5	14.048	54.778	5	14.888	53.921
30	15.756	54.242	41	15.869	53.806	41	17.222	54.093	41	17.071	54.192	30	20.021	54.934
7	16.734	54.502	30	16.471	54.091	30	18.045	54.314	30	18.168	54.466	41	20.730	56.740
31	16.822	54.696	7	17.825	54.467	7	19.043	53.958	31	20.842	55.956	25	1 LAP	1:01.159
32	20.830	55.741	31	18.253	54.807	31	19.229	53.716	65	21.418	1:02.456	31	22.586	54.825
21	20.884	55.256	32	22.441	54.987	32	24.461	54.760	32	25.930	55.812	65	23.188	54.851
34	25.499	56.219	21	22.878	55.370	21	24.865	54.727	21	26.204	55.682	32	28.271	55.422
11	26.275	56.796	34	28.789	56.666	11	32.266	55.843	7	34.741	1:10.041	21	28.371	55.248
63	26.571	56.979	11	29.163	56.264	34	32.721	56.672	11	34.920	56.997	11	37.717	55.878
33	26.703	56.827	63	29.350	56.155	63	32.933	56.323	63	35.194	56.604	63	38.052	55.939
12	34.307	57.597	33	29.271	55.944	81	43.504	57.864	34	35.192	56.814	34	38.544	56.433
81	35.265	57.284	12	38.233	57.302	12	43.551	58.058	81	46.130	56.969	7	42.953	1:01.293
51	35.743	57.644	81	38.380	56.491	51	43.925	57.595	12	47.118	57.910	81	50.645	57.596
92	43.708	59.350	51	39.070	56.703	22	51.995	57.225	51	47.197	57.615	12	51.501	57.464
22	43.856	59.356	22	47.510	57.030							51	51.806	57.690
			92	49.157	58.825									

Universal Racing Services Classic Formula Ford 1600 Championship

RACE CLASSIFICATION - RACE 14 - LAP CHART

(contd.)

Lap 11			Lap 12			Lap 13			Lap 14			Lap 15		
No	Behind	Laptime	No	Behind	Laptime	No	Behind	Laptime	No	Behind	Laptime	No	Behind	Laptime
89		53.057	89		54.938	89		53.103	89		53.305			
60	5.058	53.147	12	1 LAP	57.096	60	3.744	53.602	60	3.640	53.201			
69	6.769	53.822	81	1 LAP	58.138	12	1 LAP	57.063	69	8.296	55.922			
22	1 LAP	57.758	51	1 LAP	57.756	81	1 LAP	57.016	81	1 LAP	57.206			
77	8.106	53.411	60	3.245	53.125	51	1 LAP	56.740	77	8.845	54.485			
37	9.947	54.259	69	4.881	53.050	69	5.679	53.901	12	1 LAP	57.463			
92	1 LAP	58.336	77	6.921	53.753	77	7.665	53.847	51	1 LAP	57.567			
5	15.972	54.141	37	9.107	54.098	37	9.440	53.436	37	10.679	54.544			
30	22.542	55.578	22	1 LAP	57.211	22	1 LAP	56.730	5	17.146	54.827			
41	22.543	54.870	5	14.491	53.457	5	15.624	54.236	22	1 LAP	57.863			
31	23.857	54.328	92	1 LAP	58.879	92	1 LAP	58.823	41	23.967	54.639			
65	24.502	54.371	41	21.785	54.180	41	22.633	53.951	30	25.332	55.129			
25	1 LAP	58.766	30	22.302	54.698	30	23.508	54.309	92	1 LAP	58.853			
21	30.538	55.224	31	22.920	54.001	31	24.382	54.565	31	26.121	55.044			
32	30.598	55.384	65	23.345	53.781	65	27.766	57.524	21	32.663	54.675			
34	40.547	55.060	21	29.952	54.352	21	31.293	54.444	65	39.995	1:05.534			
11	41.337	56.677	32	31.107	55.447	25	1 LAP	58.199	25	1 LAP	59.231			
63	41.377	56.382	25	1 LAP	1:00.412	32	38.218	1:00.214	7	46.429	54.617			
7	44.158	54.262	34	40.819	55.210	34	44.435	56.719	34	47.715	56.585			
			11	41.934	55.535	11	45.043	56.212	11	48.000	56.262			
			63	42.005	55.566	7	45.117	55.202	63	48.186	56.110			
			7	43.018	53.798	63	45.381	56.479						

Mini Miglia Championship QUALIFYING - RACE 15

POS	NO	CL	NAME	NAT	CAR	TIME	LAPS	GAP	MPH
1	1		Peter BALDWIN		Mini Miglia	55.168	14		80.01
2	3		Bill SOLLIS		Mini Miglia	55.196	13	0.028	79.97
3	0		Tim SIMS		Mini Miglia	55.522	9	0.354	79.50
4	2		Kelly ROGERS		Mini Miglia	55.551	15	0.383	79.46
5	26		Mark CHANDLER		Mini Miglia	56.077	15	0.909	78.71
6	83		Colin PEACOCK		Mini Miglia	56.105	16	0.937	78.68
7	22		Mark SIMS		Mini Miglia	56.149	16	0.981	78.61
8	24		Malcolm STAPLETON		Mini Miglia	56.164	15	0.996	78.59
9	50		Richard WAGER		Mini Miglia	56.234	15	1.066	78.49
10	23		Andrew HACK		Mini Miglia	56.298	16	1.130	78.41
11	32		Ralph SAUNDERS		Mini Miglia	56.531	7	1.363	78.08
12	8		Sarah MUNNS		Mini Miglia	56.583	15	1.415	78.01
13	14		Michael JACKSON		Mini Miglia	56.625	15	1.457	77.95
14	69		Tony LEMAY		Mini Miglia	56.689	14	1.521	77.86
15	6		Dave KIMBERLEY		Mini Miglia	56.978	16	1.810	77.47
16	9		Robert HUMPHREYS		Mini Miglia	57.046	15	1.878	77.38
17	17		Phil ANNING		Mini Miglia	57.113	12	1.945	77.29
18	28		Philip LEE		Mini Miglia	57.739	15	2.571	76.45
19	34		Lee JONES		Mini Miglia	1:00.965	3	5.797	72.40

Car No 34 needs a working transponder please.

Weather / Track : Sunny / Dry

These times are provisional until the conclusion of any judicial and technical matters.

Brands Hatch

Circuit Length = 1.2262 miles.

Start: 12:05 End: 12:20

Clerk Of Course:	Stewards:	Timekeeper:
------------------	-----------	-------------

Mini Miglia Championship QUALIFYING - LAP ANALYSIS

0	Tim SIMS	Mini Miglia			
1 -	1:07.975	6 -	55.774		
2 -	55.934	7 -	1:03.383		
3 -	55.789	8 -	55.522		
4 -	55.786	9 -	55.809		
5 -	55.921				
1	Peter BALDWIN	Mini Miglia			
1 -	1:17.422	6 -	56.228	11 -	55.565
2 -	55.519	7 -	2:22.435P	12 -	55.951
3 -	55.633	8 -	1:12.255	13 -	55.603
4 -	55.233	9 -	55.225	14 -	55.665
5 -	55.350	10 -	55.168		
2	Kelly ROGERS	Mini Miglia			
1 -	1:23.748	6 -	55.551	11 -	55.755
2 -	55.644	7 -	58.785	12 -	56.069
3 -	1:00.684	8 -	55.747	13 -	1:05.460
4 -	55.578	9 -	59.222	14 -	59.250
5 -	58.337	10 -	1:13.382	15 -	1:04.775
3	Bill SOLLIS	Mini Miglia			
1 -	1:23.613	6 -	1:05.885	11 -	55.573
2 -	55.921	7 -	1:02.851	12 -	55.582
3 -	1:05.660	8 -	55.519	13 -	55.706
4 -	55.239	9 -	55.417		
5 -	55.196	10 -	55.347		
6	Dave KIMBERLEY	Mini Miglia			
1 -	1:13.007	6 -	56.978	11 -	57.065
2 -	59.518	7 -	57.852	12 -	57.070
3 -	58.902	8 -	57.734	13 -	57.376
4 -	57.804	9 -	58.007	14 -	57.010
5 -	58.039	10 -	57.319	15 -	57.299
				16 -	57.476
8	Sarah MUNNS	Mini Miglia			
1 -	1:18.678	6 -	56.674	11 -	56.583
2 -	57.198	7 -	1:07.123	12 -	1:09.553
3 -	56.585	8 -	56.972	13 -	1:08.139
4 -	56.840	9 -	56.848	14 -	57.503
5 -	56.716	10 -	56.741	15 -	1:02.481

Car No 34 needs a working transponder please.
Weather / Track : Sunny / Dry

Mini Miglia Championship QUALIFYING - LAP ANALYSIS

(contd.)

9	Robert HUMPHREYS	Mini Miglia			
1 -	1:27.790	6 -	1:04.628	11 -	58.435
2 -	57.299	7 -	1:02.786	12 -	1:00.282
3 -	58.326	8 -	57.117	13 -	57.135
4 -	57.145	9 -	57.046	14 -	57.833
5 -	57.226	10 -	1:00.148	15 -	57.757
14	Michael JACKSON	Mini Miglia			
1 -	1:31.412	6 -	57.026	11 -	57.522
2 -	1:03.187	7 -	56.740	12 -	56.732
3 -	1:00.976	8 -	56.625	13 -	58.462
4 -	58.643	9 -	56.969	14 -	56.717
5 -	57.546	10 -	56.680	15 -	59.802
17	Phil ANNING	Mini Miglia			
1 -	1:32.008	6 -	3:11.683 ^P	11 -	57.433
2 -	59.695	7 -	1:05.467	12 -	57.915
3 -	59.525	8 -	57.847		
4 -	57.113	9 -	58.034		
5 -	57.124	10 -	59.889		
22	Mark SIMS	Mini Miglia			
1 -	1:09.360	6 -	56.507	11 -	1:01.572
2 -	56.553	7 -	56.507	12 -	56.154
3 -	56.671	8 -	56.171	13 -	56.149
4 -	57.561	9 -	56.509	14 -	56.231
5 -	56.672	10 -	1:00.022	15 -	56.513
23	Andrew HACK	Mini Miglia			
1 -	1:09.472	6 -	59.030	11 -	57.010
2 -	57.142	7 -	57.324	12 -	57.046
3 -	56.298	8 -	57.628	13 -	57.163
4 -	56.740	9 -	57.273	14 -	57.003
5 -	57.164	10 -	57.265	15 -	1:12.619
24	Malcolm STAPLETON	Mini Miglia			
1 -	1:36.221	6 -	56.921	11 -	57.518
2 -	58.573	7 -	56.164	12 -	57.710
3 -	57.014	8 -	56.590	13 -	56.627
4 -	56.669	9 -	56.841	14 -	57.947
5 -	57.071	10 -	56.615	15 -	57.150

Car No 34 needs a working transponder please.
Weather / Track : Sunny / Dry

Mini Miglia Championship QUALIFYING - LAP ANALYSIS

(contd.)

26	Mark CHANDLER			Mini Miglia
1 -	1:07.118	6 -	1:03.430	11 - 56.804
2 -	56.747	7 -	56.418	12 - 1:05.832
3 -	56.304	8 -	56.615	13 - 1:04.922
4 -	56.077	9 -	1:04.056	14 - 56.854
5 -	1:33.035P	10 -	57.104	15 - 1:01.560
28	Philip LEE			Mini Miglia
1 -	1:19.155	6 -	57.739	11 - 59.397
2 -	58.584	7 -	59.089	12 - 59.339
3 -	58.402	8 -	58.570	13 - 58.415
4 -	58.544	9 -	58.519	14 - 58.684
5 -	59.531	10 -	58.882	15 - 58.607
32	Ralph SAUNDERS			Mini Miglia
1 -	1:10.545	6 -	57.724	
2 -	56.649	7 -	3:54.538P	
3 -	56.531			
4 -	56.791			
5 -	56.949			
34	Lee JONES			Mini Miglia
1 -	1:29.106			
2 -	1:00.965			
3 -	1:19.111			
50	Richard WAGER			Mini Miglia
1 -	1:36.387	6 -	58.049	11 - 56.746
2 -	57.197	7 -	56.234	12 - 1:02.618
3 -	56.843	8 -	56.550	13 - 1:00.030
4 -	56.825	9 -	56.861	14 - 57.300
5 -	56.899	10 -	56.264	15 - 58.061
69	Tony LEMAY			Mini Miglia
1 -	1:38.994	6 -	1:04.179	11 - 57.335
2 -	58.247	7 -	56.689	12 - 57.832
3 -	58.025	8 -	57.166	13 - 56.877
4 -	57.134	9 -	56.817	14 - 57.069
5 -	1:54.109P	10 -	56.783	

Car No 34 needs a working transponder please.
Weather / Track : Sunny / Dry

Mini Miglia Championship QUALIFYING - LAP ANALYSIS

(contd.)

83	Colin PEACOCK		Mini Miglia				
1 -	1:25.873	6 -	56.105	11 -	56.529	16 -	56.219
2 -	56.667	7 -	56.367	12 -	56.431		
3 -	56.519	8 -	56.183	13 -	1:12.501		
4 -	56.457	9 -	56.572	14 -	56.915		
5 -	56.801	10 -	56.344	15 -	56.480		

Car No 34 needs a working transponder please.
Weather / Track : Sunny / Dry

Mini Miglia Championship

GRID - RACE 15

ROW 10	34	JONES	
ROW 9	17	ANNING	28
ROW 8	6	KIMBERLEY	9
ROW 7	14	JACKSON	69
ROW 6	32	SAUNDERS	8
ROW 5	50	WAGER	23
ROW 4	22	SIMS	24
ROW 3	26	CHANDLER	83
ROW 2	0	SIMS	2
ROW 1	1	BALDWIN	3
POLE			

Car No 34 needs a working transponder please.

Weather / Track : Sunny / Dry

These times are provisional until the conclusion of any judicial and technical matters.

Brands Hatch

Circuit Length = 1.2262 miles.

Start: 12:05 End: 12:20

Clerk Of Course:

Stewards:

Timekeeper:

Mini Miglia Championship

RACE CLASSIFICATION - RACE 15

POS	NO	CL	NAME	NAT	CAR	TIME	LAPS	GAP	MPH	BEST
1	1		Peter BALDWIN		Mini Miglia	13:07.298	14		78.58	55.487
2	3		Bill SOLLIS		Mini Miglia	13:07.417	14	0.119	78.57	55.445
3	2		Kelly ROGERS		Mini Miglia	13:08.870	14	1.572	78.42	55.625
4	0		Tim SIMS		Mini Miglia	13:08.940	14	1.642	78.41	55.400
5	83		Colin PEACOCK		Mini Miglia	13:09.299	14	2.001	78.38	55.488
6	22		Mark SIMS		Mini Miglia	13:10.531	14	3.233	78.26	55.592
7	23		Andrew HACK		Mini Miglia	13:13.979	14	6.681	77.92	55.350
8	26		Mark CHANDLER		Mini Miglia	13:15.788	14	8.490	77.74	55.649
9	14		Michael JACKSON		Mini Miglia	13:26.835	14	19.537	76.68	56.013
10	32		Ralph SAUNDERS		Mini Miglia	13:28.399	14	21.101	76.53	56.226
11	69		Tony LEMAY		Mini Miglia	13:28.824	14	21.526	76.49	56.279
12	9		Robert HUMPHREYS		Mini Miglia	13:30.259	14	22.961	76.35	56.383
13	17		Phil ANNING		Mini Miglia	13:36.883	14	29.585	75.73	57.092
14	28		Philip LEE		Mini Miglia	13:56.003	14	48.705	74.00	58.286
15	18		Paul SIMMONDS		Mini Miglia	13:51.057	13		69.13	57.001

NOT CLASSIFIED

6			Dave KIMBERLEY		Mini Miglia	12:30.928	13	D.N.F.	76.51	56.523
50			Richard WAGER		Mini Miglia	9:29.563	10	D.N.F.	77.62	55.455
8			Sarah MUNNS		Mini Miglia	9:38.569	10	D.N.F.	76.41	56.205
24			Malcolm STAPLETON		Mini Miglia	4:54.169	5	D.N.F.	75.26	56.149
34			Lee JONES		Mini Miglia		0	D.N.F.	N/A	

FASTEST LAP

23			Andrew HACK		Mini Miglia	55.350	4	79.75mph		128.34kph
----	--	--	-------------	--	-------------	--------	---	----------	--	-----------

Weather / Track : Sunny / Dry
 These results are provisional until the conclusion of any judicial and technical matters.

Brands Hatch
 Circuit Length = 1.2262 miles.
 Start: 17:14 End: 17:27

Clerk Of Course:	Stewards:	Timekeeper:
------------------	-----------	-------------

Mini Miglia Championship

RACE CLASSIFICATION - RACE 15 - LAP CHART

Lap 1			Lap 2			Lap 3			Lap 4			Lap 5		
No	Behind	Laptime	No	Behind	Laptime	No	Behind	Laptime	No	Behind	Laptime	No	Behind	Laptime
1		1:02.483	1		56.253	1		55.578	1		55.487	1		55.606
3	0.151	1:02.634	3	0.036	56.138	3	0.238	55.780	3	0.196	55.445	3	0.313	55.723
2	0.445	1:02.928	2	0.324	56.132	2	0.693	55.947	2	0.831	55.625	2	0.923	55.698
0	0.540	1:03.023	0	0.630	56.343	0	0.814	55.762	0	0.988	55.661	0	1.230	55.848
83	0.858	1:03.341	83	0.833	56.228	83	1.085	55.830	83	1.457	55.859	83	1.486	55.635
22	1.632	1:04.115	22	0.971	55.592	22	1.217	55.824	22	1.587	55.857	22	1.959	55.978
23	2.156	1:04.639	23	1.537	55.634	23	2.250	56.291	23	2.113	55.350	23	2.603	56.096
50	2.257	1:04.740	50	2.094	56.090	50	2.383	55.867	50	2.351	55.455	50	2.747	56.002
26	2.682	1:05.165	26	2.459	56.030	26	2.642	55.761	26	2.978	55.823	26	3.021	55.649
32	3.080	1:05.563	32	3.320	56.493	32	3.983	56.241	32	4.722	56.226	32	5.788	56.672
24	3.469	1:05.952	24	3.579	56.363	24	4.150	56.149	24	4.821	56.158	8	6.464	56.716
8	3.858	1:06.341	8	3.963	56.358	8	4.590	56.205	8	5.354	56.251	14	7.142	56.339
14	4.209	1:06.692	14	4.832	56.876	14	5.799	56.545	14	6.409	56.097	6	8.558	56.552
6	4.564	1:07.047	6	5.161	56.850	6	6.280	56.697	6	7.612	56.819	24	8.762	59.547
9	4.957	1:07.440	9	5.485	56.781	9	6.965	57.058	9	7.861	56.383	69	8.858	56.461
69	5.368	1:07.851	69	5.880	56.765	69	7.211	56.909	69	8.003	56.279	9	10.157	57.902
17	6.596	1:09.079	18	7.891	57.528	18	10.134	57.821	18	12.127	57.480	17	14.404	57.740
18	6.616	1:09.099	17	8.057	57.714	17	10.237	57.758	17	12.270	57.520	18	14.553	58.032
28	6.935	1:09.418	28	8.968	58.286	28	11.717	58.327	28	14.548	58.318	28	17.629	58.687

Mini Miglia Championship
RACE CLASSIFICATION - RACE 15 - LAP CHART
 (contd.)

Lap 6			Lap 7			Lap 8			Lap 9			Lap 10		
No	Behind	Laptime	No	Behind	Laptime	No	Behind	Laptime	No	Behind	Laptime	No	Behind	Laptime
1		55.663	1		55.766	1		55.924	1		55.803	1		55.534
3	0.333	55.683	3	0.280	55.713	3	0.289	55.933	3	0.198	55.712	3	0.250	55.586
2	0.927	55.667	2	0.796	55.635	2	0.525	55.653	2	0.630	55.908	2	0.735	55.639
0	1.124	55.557	0	0.938	55.580	0	0.811	55.797	0	1.066	56.058	0	1.251	55.719
83	1.311	55.488	83	1.343	55.798	83	1.037	55.618	83	1.771	56.537	83	2.075	55.838
22	1.902	55.606	22	1.871	55.735	22	1.710	55.763	22	1.878	55.971	22	2.212	55.868
23	2.749	55.809	23	2.923	55.940	23	2.933	55.934	23	3.323	56.193	23	3.919	56.130
50	3.365	56.281	50	3.710	56.111	50	3.899	56.113	50	4.579	56.483	50	5.466	56.421
26	3.782	56.424	26	3.767	55.751	26	3.994	56.151	26	5.148	56.957	26	5.565	55.951
32	6.848	56.723	8	8.568	57.301	14	10.041	57.178	32	11.861	57.622	8	14.472	57.792
8	7.033	56.232	32	8.620	57.538	32	10.042	57.346	14	11.874	57.636	32	15.056	58.729
14	7.492	56.013	14	8.787	57.061	8	10.210	57.566	8	12.214	57.807	6	15.148	58.318
6	9.743	56.848	6	10.692	56.715	6	11.291	56.523	6	12.364	56.876	14	15.411	59.071
69	9.863	56.668	69	10.808	56.711	69	11.775	56.891	69	12.798	56.826	69	15.549	58.285
9	11.270	56.776	9	12.128	56.624	9	13.136	56.932	9	14.089	56.756	9	15.746	57.191
17	16.291	57.550	17	17.689	57.164	17	18.857	57.092	17	20.232	57.178	17	21.829	57.131
18	16.948	58.058	18	18.194	57.012	18	19.271	57.001	18	20.713	57.245	18	22.324	57.145
28	21.123	59.157	28	23.999	58.642	28	26.732	58.657	28	29.790	58.861	28	33.188	58.932

Mini Miglia Championship
RACE CLASSIFICATION - RACE 15 - LAP CHART
 (contd.)

Lap 11			Lap 12			Lap 13			Lap 14			Lap 15		
No	Behind	Laptime	No	Behind	Laptime	No	Behind	Laptime	No	Behind	Laptime	No	Behind	Laptime
1		55.753	1		55.674	1		55.827	1		55.947			
3	0.279	55.782	3	0.302	55.697	3	0.231	55.756	3	0.119	55.835			
2	0.718	55.736	2	1.137	56.093	2	1.201	55.891	2	1.572	56.318			
0	0.898	55.400	0	1.270	56.046	0	1.340	55.897	0	1.642	56.249			
83	1.898	55.576	83	2.042	55.818	83	2.159	55.944	83	2.001	55.789			
22	2.454	55.995	22	2.749	55.969	22	3.121	56.199	22	3.233	56.059			
23	4.370	56.204	23	5.074	56.378	23	5.947	56.700	23	6.681	56.681			
26	6.472	56.660	26	6.952	56.154	26	7.622	56.497	26	8.490	56.815			
32	16.685	57.382	14	18.326	57.311	18	1 LAP	1:20.994	14	19.537	56.296			
14	16.689	57.031	32	18.493	57.482	14	19.188	56.689	32	21.101	57.472			
6	17.076	57.681	6	18.600	57.198	6	19.577	56.804	69	21.526	56.936			
69	17.481	57.685	9	19.452	57.096	32	19.576	56.910	9	22.961	57.858			
9	18.030	58.037	69	19.635	57.828	69	20.537	56.729	17	29.585	58.389			
17	23.910	57.834	17	25.715	57.479	9	21.050	57.425	18	1 LAP	1:27.890			
28	37.017	59.582	28	39.837	58.494	17	27.143	57.255	28	48.705	1:01.883			
18	42.323	1:15.752				28	42.769	58.759						

Rawles Motorsport Austin Healey Club Championshi QUALIFYING - RACE 16

POS	NO	CL	NAME	NAT	CAR	TIME	LAPS	GAP	MPH
1	10	E	Christian ANDREW		Austin Healey Mk I Frogeye	57.246	13		77.11
2	34	E	Nigel ADAMS		Austin Healey Sprite	57.719	12	0.473	76.47
3	13	D	Gordon ELWELL		Austin Healey Frogeye Sprite	58.128	13	0.882	75.94
4	52	B	H HOLLAND-BOSWORTH		Austin Healey 3000 Mk I	58.723	12	1.477	75.17
5	12	D	Drew CAMERON		Austin Healey Speedwell Sprite	58.766	12	1.520	75.11
6	9	E	Patrick HARRIS		Austin Healey Frogeye Sprite	59.165	12	1.919	74.61
7	14	D	Charles MARRIOTT		Austin Healey Frogeye Sprite	59.367	10	2.121	74.35
8	6	B	David GRACE		Austin Healey 3000 Mk I	59.388	10	2.142	74.33
9	42	B	Bill RAWLES		Austin Healey 3000 Mk II	59.616	9	2.370	74.04
10	8	D	W.John HARRIS		Austin Healey Sprite Mk I	1:01.056	11	3.810	72.30
11	40	D	Paul GRAINGER		Austin Healey Sprite	1:01.061	12	3.815	72.29
12	71	B	Robert CHAMBERS		Austin Healey 3000 Mk II	1:02.952	12	5.706	70.12
13	7	A	Allan CAMERON		Austin Healey 100M	1:03.254	11	6.008	69.78
14	15	A	Neil HARDY		Austin Healey 100	1:03.367	8	6.121	69.66
15	66	D	Pete TAYLOR		Austin Healey Sprite Mk I	1:03.558	12	6.312	69.45
16	87	D	Ian PERMAIN		Austin Healey Sprite TT	1:03.885	12	6.639	69.09
17	4	C	Mark LISTER		Austin Healey Sprite 3	1:04.147	12	6.901	68.81
18	26	C	Brian BEDFORD		Austin Healey Mk 2 Sprite	1:04.582	12	7.336	68.35
19	22	D	David JENKINS		Austin Healey Frogeye Sprite	1:05.018	12	7.772	67.89
20	38	B	David BAINBRIDGE		Austin Healey Mk III	1:05.624	5	8.378	67.26
21	39	E	Berni BAXTER		Austin Healey Frogeye Sprite	1:09.429	5	12.183	63.58
22	30	D	Steve FRY		Austin Healey Sprite	1:15.166	4	17.920	58.72

Car No's 6, 26, 39 & 42 need working transponders.

Weather / Track : Sunny / Dry

These results are provisional until the conclusion of any judicial and technical matters.

Brands Hatch

Circuit Length = 1.2262 miles.

Start: 12:26 End: 12:41

Clerk Of Course:	Stewards:	Timekeeper:
------------------	-----------	-------------

Rawles Motorsport Austin Healey Club Championshi QUALIFYING - LAP ANALYSIS

4	Mark LISTER	Austin Healey Sprite 3
1 - 1:28.724	6 - 1:04.628	11 - 1:04.342
2 - 1:06.636	7 - 3:47.581P	12 - 1:04.971
3 - 1:05.461	8 - 1:12.791	
4 - 1:04.331	9 - 1:04.147	
5 - 1:04.634	10 - 1:04.603	
6	David GRACE	Austin Healey 3000 Mk I
1 - 3:48.247	6 - 1:04.561	
2 - 1:01.646	7 - 1:00.465	
3 - 1:00.625	8 - 59.719	
4 - 1:00.148	9 - 59.388	
5 - 4:21.504P	10 - 1:00.786	
7	Allan CAMERON	Austin Healey 100M
1 - 1:19.931	6 - 1:04.144	11 - 1:03.663
2 - 1:04.416	7 - 4:57.869P	
3 - 1:05.075	8 - 1:14.908	
4 - 1:03.506	9 - 1:05.321	
5 - 1:03.966	10 - 1:03.254	
8	W.John HARRIS	Austin Healey Sprite Mk I
1 - 1:31.375	6 - 1:01.585	11 - 1:01.199
2 - 1:03.673	7 - 4:35.919P	
3 - 1:01.056	8 - 1:06.685	
4 - 1:01.837	9 - 1:01.822	
5 - 1:01.196	10 - 1:08.054	
9	Patrick HARRIS	Austin Healey Frogeye Sprite
1 - 1:38.452	6 - 1:00.068	11 - 59.617
2 - 1:02.736	7 - 3:57.572P	12 - 1:00.493
3 - 59.395	8 - 1:09.098	
4 - 59.165	9 - 1:00.194	
5 - 59.798	10 - 59.690	
10	Christian ANDREW	Austin Healey Mk I Frogeye
1 - 1:18.033	6 - 57.831	11 - 57.627
2 - 59.686	7 - 57.634	12 - 1:07.344
3 - 58.587	8 - 3:41.233P	13 - 57.246
4 - 58.886	9 - 1:04.363	
5 - 58.109	10 - 59.381	

Car No's 6, 26, 39 & 42 need working transponders.
Weather / Track : Sunny / Dry

Rawles Motorsport Austin Healey Club Championshi

QUALIFYING - LAP ANALYSIS

(contd.)

12	Drew CAMERON	Austin Healey Speedwell Sprite
1 - 1:11.341	6 - 59.450	11 - 59.039
2 - 1:00.551	7 - 5:09.650P	12 - 1:01.463
3 - 59.143	8 - 1:06.132	
4 - 59.767	9 - 1:00.657	
5 - 58.766	10 - 59.630	
13	Gordon ELWELL	Austin Healey Frogeye Sprite
1 - 1:10.256	6 - 58.364	11 - 58.128
2 - 59.614	7 - 58.662	12 - 58.339
3 - 58.824	8 - 3:44.386P	13 - 58.480
4 - 58.671	9 - 1:06.862	
5 - 58.350	10 - 58.758	
14	Charles MARRIOTT	Austin Healey Frogeye Sprite
1 - 1:14.278	6 - 59.735	
2 - 1:01.609	7 - 6:12.557P	
3 - 59.966	8 - 1:10.653	
4 - 59.464	9 - 1:00.860	
5 - 59.367	10 - 1:20.219P	
15	Neil HARDY	Austin Healey 100
1 - 1:37.554	6 - 1:03.367	
2 - 1:05.694	7 - 7:31.050P	
3 - 1:03.403	8 - 1:21.854	
4 - 1:03.679		
5 - 1:03.976		
22	David JENKINS	Austin Healey Frogeye Sprite
1 - 1:37.776	6 - 1:05.182	11 - 1:05.904
2 - 1:10.090	7 - 3:38.203P	12 - 1:05.501
3 - 1:08.111	8 - 1:11.471	
4 - 1:06.684	9 - 1:05.552	
5 - 1:07.324	10 - 1:05.018	
26	Brian BEDFORD	Austin Healey Mk 2 Sprite
1 - 1:39.203	6 - 1:06.126	11 - 1:05.221
2 - 1:07.424	7 - 3:41.495P	12 - 1:05.416
3 - 1:05.264	8 - 1:10.341	
4 - 1:04.627	9 - 1:04.775	
5 - 1:04.582	10 - 1:04.599	

Car No's 6, 26, 39 & 42 need working transponders.
Weather / Track : Sunny / Dry

Rawles Motorsport Austin Healey Club Championshi

QUALIFYING - LAP ANALYSIS

(contd.)

30	Steve FRY	Austin Healey Sprite
1 - 1:34.626 2 - 1:17.516 3 - 1:15.166 4 - 1:16.020		
34	Nigel ADAMS	Austin Healey Sprite
1 - 1:37.792 6 - 57.719 11 - 58.211 2 - 1:02.353 7 - 4:40.442P 12 - 58.539 3 - 58.220 8 - 1:04.342 4 - 58.503 9 - 59.015 5 - 58.463 10 - 58.173		
38	David BAINBRIDGE	Austin Healey Mk III
1 - 3:57.343 2 - 1:05.624 3 - 1:08.001 4 - 1:06.333 5 - 8:14.387P		
39	Berni BAXTER	Austin Healey Frogeye Sprite
1 - 1:29.255 2 - 1:13.316 3 - 1:09.965 4 - 1:09.781 5 - 1:09.429		
40	Paul GRAINGER	Austin Healey Sprite
1 - 1:37.169 6 - 1:01.300 11 - 1:02.002 2 - 1:04.869 7 - 3:52.731P 12 - 1:03.819 3 - 1:01.321 8 - 1:13.578 4 - 1:02.028 9 - 1:02.981 5 - 1:01.061 10 - 1:05.624		
42	Bill RAWLES	Austin Healey 3000 Mk II
1 - 4:12.876 6 - 1:00.610 2 - 1:00.803 7 - 59.616 3 - 1:00.523 8 - 59.634 4 - 4:56.746P 9 - 1:00.188 5 - 1:05.165		

Car No's 6, 26, 39 & 42 need working transponders.
 Weather / Track : Sunny / Dry

Rawles Motorsport Austin Healey Club Championshi QUALIFYING - LAP ANALYSIS


(contd.)

52	H HOLLAND-BOSWORTH	Austin Healey 3000 Mk I		
1 - 1:37.659	6 - 59.281	11 - 59.871		
2 - 1:00.013	7 - 4:41.453P	12 - 59.551		
3 - 58.723	8 - 1:03.541			
4 - 58.838	9 - 59.902			
5 - 59.113	10 - 59.114			
66	Pete TAYLOR	Austin Healey Sprite Mk I		
1 - 1:36.946	6 - 1:04.797	11 - 1:04.665		
2 - 1:09.535	7 - 3:39.571P	12 - 1:04.670		
3 - 1:06.919	8 - 1:09.381			
4 - 1:06.987	9 - 1:03.558			
5 - 1:06.404	10 - 1:04.438			
71	Robert CHAMBERS	Austin Healey 3000 Mk II		
1 - 1:20.484	6 - 1:02.952	11 - 1:04.844		
2 - 1:03.970	7 - 3:59.935P	12 - 1:07.172		
3 - 1:03.761	8 - 1:12.212			
4 - 1:03.458	9 - 1:04.604			
5 - 1:04.370	10 - 1:04.076			
87	Ian PERMAIN	Austin Healey Sprite TT		
1 - 1:32.934	6 - 1:03.885	11 - 1:04.200		
2 - 1:06.501	7 - 3:44.091P	12 - 1:05.187		
3 - 1:05.285	8 - 1:12.719			
4 - 1:04.771	9 - 1:04.571			
5 - 1:05.900	10 - 1:05.170			

Car No's 6, 26, 39 & 42 need working transponders.
Weather / Track : Sunny / Dry

Rawles Motorsport Austin Healey Club Championshi

GRID - RACE 16

ROW 11	39 BAXTER	30 FRY
ROW 10	22 JENKINS	38 BAINBRIDGE
ROW 9	4 LISTER	26 BEDFORD
ROW 8	66 TAYLOR	87 PERMAIN
ROW 7	7 CAMERON	15 HARDY
ROW 6	40 GRAINGER	71 CHAMBERS
ROW 5	42 RAWLES	8 HARRIS
ROW 4	14 MARRIOTT	6 GRACE
ROW 3	12 CAMERON	9 HARRIS
ROW 2	13 ELWELL	52 HOLLAND-BOSWORTH
ROW 1	10 ANDREW	34 ADAMS
POLE		
		

Car No's 6, 26, 39 & 42 need working transponders.

Weather / Track : Sunny / Dry

These results are provisional until the conclusion of any judicial and technical matters.

Brands Hatch

Circuit Length = 1.2262 miles.

Start: 12:26 End: 12:41

Clerk Of Course:	Stewards:	Timekeeper:
------------------	-----------	-------------

Rawles Motorsport Austin Healey Club Championship

RACE CLASSIFICATION - RACE 16

POS	NO	CL	NAME	NAT	CAR	TIME	LAPS	GAP	MPH	BEST
1	52	B	H HOLLAND-BOSWORTH		Austin Healey 3000 Mk I	10:51.085	11		74.68	58.028
2	34	E	Nigel ADAMS		Austin Healey Sprite	10:52.155	11	1.070	74.56	57.737
3	6	B	David GRACE		Austin Healey 3000 Mk I	11:01.102	11	10.017	73.55	58.895
4	13	D	Gordon ELWELL		Austin Healey Frogeye Sprite	11:01.508	11	10.423	73.50	58.864
5	9	E	Patrick HARRIS		Austin Healey Frogeye Sprite	11:03.307	11	12.222	73.30	58.824
6	42	B	Bill RAWLES		Austin Healey 3000 Mk II	11:15.158	11	24.073	72.02	59.160
7	40	D	Paul GRAINGER		Austin Healey Sprite	11:28.360	11	37.275	70.63	1:00.986
8	7	A	Allan CAMERON		Austin Healey 100M	11:51.188	11	1:00.103	68.37	1:03.409
9	15	A	Neil HARDY		Austin Healey 100	10:55.926	10	1 LAP	67.40	1:02.997
10	66	D	Pete TAYLOR		Austin Healey Sprite Mk I	10:56.547	10	1 LAP	67.33	1:02.960
11	87	D	Ian PERMAIN		Austin Healey Sprite TT	10:57.547	10	1 LAP	67.23	1:02.856
12	71	B	Robert CHAMBERS		Austin Healey 3000 Mk II	10:57.548	10	1 LAP	67.23	1:02.982
13	4	C	Mark LISTER		Austin Healey Sprite 3	10:59.116	10	1 LAP	67.07	1:03.223
14	38	B	David BAINBRIDGE		Austin Healey Mk III	11:14.393	10	1 LAP	65.55	1:05.274
15	26	C	Brian BEDFORD		Austin Healey Mk 2 Sprite	11:22.791	10	1 LAP	64.75	1:06.130
16	22	D	David JENKINS		Austin Healey Frogeye Sprite	11:24.790	10	1 LAP	64.56	1:04.978

NOT CLASSIFIED

8	D	W.John HARRIS	Austin Healey Sprite Mk I	8:21.988	7	D.N.F.	61.69	1:00.841
14	D	Charles MARRIOTT	Austin Healey Frogeye Sprite	5:22.562	5	D.N.F.	68.63	1:01.251
30	D	Steve FRY	Austin Healey Sprite	2:26.525	2	D.N.F.	60.71	1:06.513
39	E	Berni BAXTER	Austin Healey Frogeye Sprite	2:30.613	2	D.N.F.	59.06	1:09.901

FASTEST LAP

34	E	Nigel ADAMS	Austin Healey Sprite	57.737	9	76.45mph	123.04kph
52	B	H HOLLAND-BOSWORTH	Austin Healey 3000 Mk I	58.028	9	76.07mph	122.42kph
13	D	Gordon ELWELL	Austin Healey Frogeye Sprite	58.864	3	74.99mph	120.68kph
15	A	Neil HARDY	Austin Healey 100	1:02.997	8	70.07mph	112.77kph
4	C	Mark LISTER	Austin Healey Sprite 3	1:03.223	10	69.82mph	112.36kph

Car No's 10 & 12 took first start.

Weather / Track : Sunny / Dry

These results are provisional until the conclusion of any judicial and technical matters.

Brands Hatch

Circuit Length = 1.2262 miles.

Start: 17:53 End: 18:04

Clerk Of Course:	Stewards:	Timekeeper:
------------------	-----------	-------------

Rawles Motorsport Austin Healey Club Championship

RACE CLASSIFICATION - RACE 16 - LAP CHART

Lap 1			Lap 2			Lap 3			Lap 4			Lap 5		
No	Behind	Laptime	No	Behind	Laptime	No	Behind	Laptime	No	Behind	Laptime	No	Behind	Laptime
52		1:04.663	52		58.736	52		58.237	52		58.315	52		58.660
34	1.024	1:05.687	34	1.004	58.716	34	0.779	58.012	34	1.083	58.619	34	0.909	58.486
13	2.235	1:06.898	13	2.451	58.952	13	3.078	58.864	13	4.389	59.626	13	5.198	59.469
9	2.811	1:07.474	6	3.568	59.239	6	4.445	59.114	6	5.043	58.913	6	5.278	58.895
6	3.065	1:07.728	9	4.596	1:00.521	9	5.996	59.637	9	6.852	59.171	9	7.596	59.404
14	4.338	1:09.001	42	6.003	59.721	42	7.330	59.564	42	8.650	59.635	42	9.671	59.681
42	5.018	1:09.681	14	6.853	1:01.251	14	10.229	1:01.613	40	16.579	1:02.397	8	1 LAP	2:03.590
8	5.265	1:09.928	8	7.761	1:01.232	8	10.365	1:00.841	14	17.436	1:05.522	40	20.097	1:02.178
40	6.624	1:11.287	40	9.564	1:01.676	40	12.497	1:01.170	7	25.029	1:04.449	14	23.951	1:05.175
7	8.518	1:13.181	7	13.627	1:03.845	7	18.895	1:03.505	71	33.313	1:05.120	7	30.400	1:04.031
71	12.140	1:16.803	71	19.138	1:05.734	71	26.508	1:05.607	66	33.858	1:05.150	71	38.728	1:04.075
66	12.314	1:16.977	66	19.905	1:06.327	66	27.023	1:05.355	15	34.178	1:05.356	15	39.385	1:03.867
15	12.379	1:17.042	15	20.177	1:06.534	15	27.137	1:05.197	4	35.078	1:05.262	66	40.057	1:04.859
87	13.018	1:17.681	87	20.819	1:06.537	87	27.528	1:04.946	87	35.076	1:05.863	87	40.932	1:04.516
4	13.233	1:17.896	4	21.172	1:06.675	4	28.131	1:05.196	38	39.516	1:05.976	4	41.087	1:04.669
26	14.954	1:19.617	30	23.126	1:06.513	38	31.855	1:06.746	26	42.583	1:07.954	38	46.328	1:05.472
30	15.349	1:20.012	26	23.136	1:06.918	26	32.944	1:08.045	22	47.359	1:06.599	26	50.898	1:06.975
38	15.605	1:20.268	38	23.346	1:06.477	22	39.075	1:08.056				22	55.203	1:06.504
39	16.049	1:20.712	39	27.214	1:09.901									
22	18.857	1:23.520	22	29.256	1:09.135									

Car No's 10 & 12 took first start.
Weather / Track : Sunny / Dry

Brands Hatch
Circuit Length = 1.2262 miles.
Start: 17:53 End: 18:04

Rawles Motorsport Austin Healey Club Championship

RACE CLASSIFICATION - RACE 16 - LAP CHART

(contd.)

Lap 6			Lap 7			Lap 8			Lap 9			Lap 10		
No	Behind	Laptime	No	Behind	Laptime	No	Behind	Laptime	No	Behind	Laptime	No	Behind	Laptime
52		58.695	34		58.872	52		58.243	52		58.028	52		59.390
34	0.358	58.144	52	0.007	59.237	34	0.893	59.143	34	0.602	57.737	34	0.694	59.482
6	5.906	59.323	26	1 LAP	1:07.307	38	1 LAP	1:06.881	6	9.378	58.937	87	1 LAP	1:03.927
13	5.956	59.453	22	1 LAP	1:06.796	6	8.469	59.478	13	9.939	58.877	4	1 LAP	1:04.961
9	8.873	59.972	13	6.946	1:00.220	26	1 LAP	1:06.509	38	1 LAP	1:05.767	6	9.413	59.425
42	10.136	59.160	6	7.241	1:00.565	13	9.090	1:00.394	9	11.965	59.595	13	9.978	59.429
8	1 LAP	1:03.006	9	8.825	59.182	9	10.398	59.823	42	12.729	59.509	9	12.279	59.704
40	22.532	1:01.130	42	10.201	59.295	42	11.248	59.297	26	1 LAP	1:06.844	42	13.157	59.818
7	35.114	1:03.409	8	1 LAP	1:01.686	22	1 LAP	1:06.734	22	1 LAP	1:06.736	38	1 LAP	1:05.685
71	43.899	1:03.866	40	24.585	1:01.283	8	1 LAP	1:01.705	40	31.543	1:02.250	26	1 LAP	1:06.130
15	44.407	1:03.717	7	39.687	1:03.803	40	27.321	1:00.986	7	50.747	1:03.914	22	1 LAP	1:05.732
66	45.281	1:03.919	71	47.774	1:03.105	7	44.861	1:03.424	71	57.888	1:02.982	40	34.504	1:02.351
87	45.916	1:03.679	15	48.453	1:03.276	71	52.934	1:03.410	15	58.551	1:03.379	7	54.771	1:03.414
4	46.577	1:04.185	66	49.025	1:02.974	15	53.200	1:02.997	66	59.112	1:03.405			
38	52.907	1:05.274	87	49.684	1:02.998	66	53.735	1:02.960						
			4	51.127	1:03.780	87	54.290	1:02.856						
						4	56.146	1:03.269						

Car No's 10 & 12 took first start.
Weather / Track : Sunny / Dry

Brands Hatch
Circuit Length = 1.2262 miles.
Start: 17:53 End: 18:04

Rawles Motorsport Austin Healey Club Championship
RACE CLASSIFICATION - RACE 16 - LAP CHART

(contd.)

Lap 11			Lap 12			Lap 13			Lap 14			Lap 15		
No	Behind	Laptime	No	Behind	Laptime	No	Behind	Laptime	No	Behind	Laptime	No	Behind	Laptime
52		58.881												
34	1.070	59.257												
15	1 LAP	1:04.561												
66	1 LAP	1:04.621												
87	1 LAP	1:04.544												
71	1 LAP	1:06.846												
4	1 LAP	1:03.223												
6	10.017	59.485												
13	10.423	59.326												
9	12.222	58.824												
38	1 LAP	1:05.847												
42	24.073	1:09.797												
26	1 LAP	1:06.492												
22	1 LAP	1:04.978												
40	37.275	1:01.652												
7	1:00.103	1:04.213												

Car No's 10 & 12 took first start.
 Weather / Track : Sunny / Dry

Brands Hatch
 Circuit Length = 1.2262 miles.
 Start: 17:53 End: 18:04

BARC/CTCRC Classic Thunder Championship QUALIFYING - RACE 17

POS	NO	CL	NAME	NAT	CAR	TIME	LAPS	GAP	MPH
1	77	A	Kevin WILLIAMS		Ford Sierra Cosworth	54.013	16		81.72
2	34	A	Stephen GUGLIELMI		BMW C.S.L	54.386	13	0.373	81.16
3	19	B	Les LYONS		Ford Escort	54.727	13	0.714	80.66
4	89	B	Jim POCKLINGTON		Vauxhall Cavalier GSI	54.766	15	0.753	80.60
5	71	A	Chris RANDALL		BMW E28 M5	54.993	16	0.980	80.27
6	38	A	Peter TAYLOR		Ford Sierra Cosworth	55.008	15	0.995	80.24
7	88	A	Nigel GARRETT		Rover SD1	55.050	9	1.037	80.18
8	1	E	Stacy VICKERS		Mazda RX7	55.263	11	1.250	79.87
9	86	B	Steve DILLON		Ford Escort Mk I	55.306	15	1.293	79.81
10	11	A	Kevin UNDERWOOD		BMW E30 M3	55.411	16	1.398	79.66
11	69	B	Jody HALSE		BMW 325	55.885	15	1.872	78.98
12	64	A	David ELLISON		BMW M3	55.898	15	1.885	78.97
13	9	D	Gordon STREETER		Ford Anglia 105E	56.275	15	2.262	78.44
14	66	A	Tony SCOTT-ANDREWS		Ford Falcon	56.483	12	2.470	78.15
15	60	B	Edward CHRISTIE		BMW M3	56.753	16	2.740	77.78
16	47	B	Mark McLENNAN		BMW 325i	56.779	15	2.766	77.74
17	12	E	Edward BOURN		Ford Sierra Cosworth	56.817	15	2.804	77.69
18	16	B	Kevin TURP		Talbot Sunbeam Lotus	56.873	9	2.860	77.61
19	44	D	Norman RICKETTS		BMW 1602	57.008	10	2.995	77.43
20	8	A	Melvin HOOKER		Jaguar XJS V12	57.143	6	3.130	77.25
21	90	E	Neal MILLS		BMW E30 M3	57.775	15	3.762	76.40
22	68	E	Malcolm WISE		Ford Sapphire Cosworth	58.466	10	4.453	75.50
23	22	B	Barry VINCENT		Rover 827 Vitesse	58.695	14	4.682	75.20
24	63	E	Stuart WILSON		BMW 535i	59.457	10	5.444	74.24
25	31	C	Eric FALCE		Ford Escort Lotus	59.839	14	5.826	73.77
26	28	F	Hugh POSTON		Ford Fiesta XR2	1:01.182	15	7.169	72.15
27	70	F	Andy HAYNE		Volkswagen Golf GTi	1:01.202	14	7.189	72.12
28	76	D	Glenn CANNING		NSU TT	1:01.530	7	7.517	71.74
29	30	F	Gary COLE		Citroen BX	1:03.888	8	9.875	69.09

Weather / Track : Sunny / Dry
 These results are provisional until the conclusion of any judicial and technical matters.

Brands Hatch
 Circuit Length = 1.2262 miles.
 Start: 12:50 End: 13:05

Clerk Of Course:	Stewards:	Timekeeper:
------------------	-----------	-------------

BARC/CTCRC Classic Thunder Championship QUALIFYING - LAP ANALYSIS

1	Stacy VICKERS					Mazda RX7
1 -	1:03.247	6 -	55.373	11 -	2:00.789P	
2 -	56.415	7 -	1:05.279			
3 -	1:08.014	8 -	55.841			
4 -	56.163	9 -	55.263			
5 -	55.932	10 -	57.825			
8	Melvin HOOKER					Jaguar XJS V12
1 -	1:44.007	6 -	1:35.268P			
2 -	59.018					
3 -	59.327					
4 -	57.143					
5 -	1:03.080					
9	Gordon STREETER					Ford Anglia 105E
1 -	1:59.456	6 -	57.286	11 -	56.905	
2 -	1:00.290	7 -	56.784	12 -	56.275	
3 -	56.918	8 -	57.969	13 -	56.422	
4 -	58.123	9 -	57.092	14 -	56.380	
5 -	57.290	10 -	56.300	15 -	56.946	
11	Kevin UNDERWOOD					BMW E30 M3
1 -	1:12.822	6 -	55.675	11 -	55.592	
2 -	56.971	7 -	58.049	12 -	55.411	
3 -	59.466	8 -	56.747	13 -	55.596	
4 -	55.629	9 -	56.255	14 -	55.803	
5 -	56.754	10 -	56.736	15 -	55.894	
16 -	55.770					
12	Edward BOURN					Ford Sierra Cosworth
1 -	1:44.097	6 -	57.715	11 -	57.888	
2 -	1:01.415	7 -	57.776	12 -	56.921	
3 -	58.818	8 -	58.322	13 -	56.817	
4 -	57.476	9 -	58.702	14 -	56.955	
5 -	57.772	10 -	58.108	15 -	57.634	
16	Kevin TURP					Talbot Sunbeam Lotus
1 -	1:38.927	6 -	56.873			
2 -	1:05.215	7 -	1:01.919			
3 -	1:01.626	8 -	56.984			
4 -	57.864	9 -	1:46.850P			
5 -	58.619					

BARC/CTCRC Classic Thunder Championship QUALIFYING - LAP ANALYSIS

(contd.)

19	Les LYONS	Ford Escort			
1 -	1:48.144	6 -	2:59.001P	11 -	54.739
2 -	59.764	7 -	1:00.365	12 -	54.882
3 -	56.914	8 -	55.652	13 -	55.574
4 -	55.412	9 -	54.727		
5 -	55.102	10 -	55.625		
22	Barry VINCENT	Rover 827 Vitesse			
1 -	1:58.613	6 -	1:00.404	11 -	1:01.254
2 -	1:05.908	7 -	59.904	12 -	59.521
3 -	59.453	8 -	58.780	13 -	59.265
4 -	1:01.081	9 -	58.695	14 -	1:01.432
5 -	1:00.081	10 -	59.557		
28	Hugh POSTON	Ford Fiesta XR2			
1 -	1:05.829	6 -	1:02.052	11 -	1:03.737
2 -	1:01.457	7 -	1:03.584	12 -	1:02.374
3 -	1:02.105	8 -	1:03.031	13 -	1:05.934
4 -	1:01.182	9 -	1:05.818	14 -	1:01.913
5 -	1:02.830	10 -	1:02.257	15 -	1:02.219
30	Gary COLE	Citroen BX			
1 -	1:53.191	6 -	1:04.313		
2 -	1:17.555	7 -	1:03.888		
3 -	1:11.459	8 -	1:04.460		
4 -	1:09.359				
5 -	1:05.475				
31	Eric FALCE	Ford Escort Lotus			
1 -	1:12.942	6 -	1:01.283	11 -	2:16.684P
2 -	1:01.961	7 -	1:00.081	12 -	1:06.806
3 -	1:01.303	8 -	1:00.162	13 -	59.839
4 -	1:04.338	9 -	1:00.558	14 -	59.985
5 -	1:00.839	10 -	1:00.069		
34	Stephen GUGLIELMI	BMW C.S.L			
1 -	1:22.050	6 -	55.595	11 -	55.033
2 -	58.343	7 -	55.943	12 -	54.386
3 -	56.500	8 -	55.182	13 -	1:02.815
4 -	59.752	9 -	2:51.207P		
5 -	55.603	10 -	1:09.811		

BARC/CTCRC Classic Thunder Championship QUALIFYING - LAP ANALYSIS

(contd.)

38	Peter TAYLOR					Ford Sierra Cosworth
1 -	1:42.345	6 -	56.059	11 -	55.008	
2 -	1:00.381	7 -	55.827	12 -	57.246	
3 -	56.953	8 -	56.584	13 -	55.867	
4 -	56.879	9 -	55.198	14 -	56.613	
5 -	57.413	10 -	56.306	15 -	57.974	
44	Norman RICKETTS					BMW 1602
1 -	1:50.394	6 -	57.085			
2 -	58.650	7 -	57.486			
3 -	57.640	8 -	57.206			
4 -	57.008	9 -	58.957			
5 -	57.164	10 -	57.452			
47	Mark McLENNAN					BMW 325i
1 -	1:24.879	6 -	57.760	11 -	56.779	
2 -	1:02.329	7 -	57.129	12 -	58.073	
3 -	58.394	8 -	57.965	13 -	57.513	
4 -	58.377	9 -	57.624	14 -	58.400	
5 -	1:00.529	10 -	59.029	15 -	58.228	
60	Edward CHRISTIE					BMW M3
1 -	1:14.006	6 -	58.242	11 -	59.044	
2 -	58.754	7 -	59.171	12 -	56.834	
3 -	1:00.162	8 -	57.477	13 -	56.762	
4 -	58.542	9 -	56.947	14 -	56.775	
5 -	57.880	10 -	57.132	15 -	56.753	
63	Stuart WILSON					BMW 535i
1 -	1:43.170	6 -	1:02.380			
2 -	1:08.437	7 -	59.457			
3 -	1:01.058	8 -	59.752			
4 -	1:01.782	9 -	1:00.705			
5 -	1:00.448	10 -	1:01.159			
64	David ELLISON					BMW M3
1 -	1:23.181	6 -	57.915	11 -	55.898	
2 -	1:09.275	7 -	56.310	12 -	56.941	
3 -	1:04.112	8 -	56.318	13 -	56.474	
4 -	59.194	9 -	56.805	14 -	56.873	
5 -	57.921	10 -	56.257	15 -	57.065	

BARC/CTCRC Classic Thunder Championship QUALIFYING - LAP ANALYSIS

(contd.)

66	Tony SCOTT-ANDREWS					Ford Falcon
1 -	3:12.786	6 -	58.341	11 -	57.806	
2 -	1:04.044	7 -	57.121	12 -	57.600	
3 -	2:34.921P	8 -	56.483			
4 -	1:02.120	9 -	56.833			
5 -	56.954	10 -	58.645			
68	Malcolm WISE					Ford Sapphire Cosworth
1 -	1:45.808	6 -	3:20.145P			
2 -	1:01.515	7 -	1:49.195P			
3 -	59.302	8 -	1:07.170			
4 -	59.558	9 -	58.466			
5 -	59.417	10 -	1:01.313			
69	Jody HALSE					BMW 325
1 -	1:51.538	6 -	56.314	11 -	56.044	
2 -	58.804	7 -	56.640	12 -	57.244	
3 -	57.078	8 -	57.930	13 -	56.247	
4 -	58.643	9 -	57.698	14 -	56.192	
5 -	56.712	10 -	56.814	15 -	55.885	
70	Andy HAYNE					Volkswagen Golf GTi
1 -	1:25.604	6 -	1:02.593	11 -	1:01.482	
2 -	1:05.535	7 -	1:01.545	12 -	1:02.839	
3 -	1:02.265	8 -	1:03.501	13 -	1:01.451	
4 -	1:01.983	9 -	1:03.699	14 -	1:01.202	
5 -	1:05.342	10 -	1:02.001			
71	Chris RANDALL					BMW E28 M5
1 -	1:24.805	6 -	55.231	11 -	56.843	
2 -	57.948	7 -	56.367	12 -	55.120	
3 -	56.382	8 -	55.319	13 -	55.651	
4 -	57.897	9 -	55.740	14 -	55.414	
5 -	56.712	10 -	55.228	15 -	56.092	
76	Glenn CANNING					NSU TT
1 -	1:13.288	6 -	1:01.558			
2 -	1:03.295	7 -	1:03.999			
3 -	1:04.503					
4 -	1:01.530					
5 -	1:03.708					

BARC/CTCRC Classic Thunder Championship QUALIFYING - LAP ANALYSIS

(contd.)

77	Kevin WILLIAMS	Ford Sierra Cosworth					
1 -	1:40.396	6 -	54.511	11 -	57.923	16 -	54.271
2 -	58.568	7 -	54.373	12 -	54.509		
3 -	55.764	8 -	54.013	13 -	54.123		
4 -	54.814	9 -	54.241	14 -	55.043		
5 -	55.187	10 -	54.184	15 -	54.520		
86	Steve DILLON	Ford Escort Mk I					
1 -	1:56.210	6 -	56.370	11 -	55.704		
2 -	1:05.837	7 -	55.987	12 -	55.522		
3 -	1:00.256	8 -	56.449	13 -	55.650		
4 -	58.242	9 -	56.503	14 -	55.509		
5 -	56.047	10 -	55.589	15 -	55.306		
88	Nigel GARRETT	Rover SD1					
1 -	1:03.898	6 -	55.369				
2 -	2:02.397P	7 -	57.108				
3 -	1:05.554	8 -	55.892				
4 -	1:37.920P	9 -	55.050				
5 -	1:01.506						
89	Jim POCKLINGTON	Vauxhall Cavalier GSI					
1 -	1:44.494	6 -	57.391	11 -	54.942		
2 -	59.493	7 -	55.109	12 -	1:03.463		
3 -	57.241	8 -	54.766	13 -	54.917		
4 -	55.118	9 -	55.289	14 -	55.109		
5 -	55.461	10 -	56.812	15 -	54.869		
90	Neal MILLS	BMW E30 M3					
1 -	1:17.299	6 -	59.091	11 -	1:00.125		
2 -	59.596	7 -	58.721	12 -	1:00.722		
3 -	58.826	8 -	58.371	13 -	58.739		
4 -	1:02.649	9 -	57.775	14 -	58.912		
5 -	59.524	10 -	59.003	15 -	59.501		

BARC/CTCRC Classic Thunder Championship

GRID - RACE 17

ROW 15	30	COLE	
ROW 14		70	HAYNE
ROW 14		76	CANNING
ROW 13	31	FALCE	28
ROW 13		POSTON	
ROW 12		22	VINCENT
ROW 12		63	WILSON
ROW 11	90	MILLS	68
ROW 11		WISE	
ROW 10		44	RICKETTS
ROW 10		8	HOOKER
ROW 9	12	BOURN	16
ROW 9		TURP	
ROW 8		60	CHRISTIE
ROW 8		47	McLENNAN
ROW 7	9	STREETER	66
ROW 7		SCOTT-ANDREWS	
ROW 6		69	HALSE
ROW 6		64	ELLISON
ROW 5	86	DILLON	11
ROW 5		UNDERWOOD	
ROW 4		88	GARRETT
ROW 4		1	VICKERS
ROW 3	71	RANDALL	38
ROW 3		TAYLOR	
ROW 2		19	LYONS
ROW 2		89	POCKLINGTON
ROW 1	77	WILLIAMS	34
ROW 1		GUGLIELMI	
POLE			

Weather / Track : Sunny / Dry
 These results are provisional until the conclusion of any judicial and technical matters.

Brands Hatch
 Circuit Length = 1.2262 miles.
 Start: 12:50 End: 13:05

Clerk Of Course:	Stewards:	Timekeeper:
------------------	-----------	-------------

BARC/CTCRC Classic Thunder Championship

RACE CLASSIFICATION - RACE 17

POS	NO	CL	NAME	NAT	CAR	TIME	LAPS	GAP	MPH	BEST
1	89	B	Jim POCKLINGTON		Vauxhall Cavalier GSI	10:12.685	11		79.36	54.054
2	34	A	Stephen GUGLIELMI		BMW C.S.L	10:16.538	11	3.853	78.86	54.561
3	38	A	Peter TAYLOR		Ford Sierra Cosworth	10:16.759	11	4.074	78.84	54.329
4	1	E	Stacy VICKERS		Mazda RX7	10:19.276	11	6.591	78.51	54.919
5	88	A	Nigel GARRETT		Rover SD1	10:19.875	11	7.190	78.44	54.441
6	71	A	Chris RANDALL		BMW E28 M5	10:21.009	11	8.324	78.30	54.709
7	86	B	Steve DILLON		Ford Escort Mk I	10:30.265	11	17.580	77.15	56.050
8	66	A	Tony SCOTT-ANDREWS		Ford Falcon	10:34.970	11	22.285	76.57	55.723
9	11	A	Kevin UNDERWOOD		BMW E30 M3	10:35.678	11	22.993	76.49	55.355
10	69	B	Jody HALSE		BMW 325	10:36.926	11	24.241	76.34	55.939
11	44	D	Norman RICKETTS		BMW 1602	10:38.171	11	25.486	76.19	56.244
12	47	B	Mark McLENNAN		BMW 325i	10:39.062	11	26.377	76.08	55.862
13	9	D	Gordon STREETER		Ford Anglia 105E	10:39.888	11	27.203	75.99	56.233
14	80	A	Tony PALMER		Rover SD1 V8S	10:43.120	11	30.435	75.60	55.207
15	16	B	Kevin TURP		Talbot Sunbeam Lotus	10:44.073	11	31.388	75.49	56.055
16	60	B	Edward CHRISTIE		BMW M3	10:48.137	11	35.452	75.02	56.711
17	64	A	David ELLISON		BMW M3	10:53.571	11	40.886	74.39	56.491
18	12	E	Edward BOURN		Ford Sierra Cosworth	10:55.130	11	42.445	74.22	57.212
19	90	E	Neal MILLS		BMW E30 M3	10:57.888	11	45.203	73.91	57.358
20	22	B	Barry VINCENT		Rover 827 Vitesse	11:03.783	11	51.098	73.25	58.260
21	31	C	Eric FALCE		Ford Escort Lotus	11:12.100	11	59.415	72.34	59.371
22	30	F	Gary COLE		Citroen BX	11:12.456	11	59.771	72.31	59.179
23	28	F	Hugh POSTON		Ford Fiesta XR2	10:44.313	10	1 LAP	68.61	1:00.775
NOT CLASSIFIED										
68	E	Malcolm WISE		Ford Sapphire Cosworth	10:55.131	11	N.C.F.	74.22	56.934	
77	A	Kevin WILLIAMS		Ford Sierra Cosworth	8:34.516	9	D.N.F.	77.34	54.057	
8	A	Melvin HOOKER		Jaguar XJS V12	3:03.659	3	D.N.F.	72.47	58.234	
76	D	Glenn CANNING		NSU TT	1:18.020	1	D.N.F.	57.44	1:18.020	
19	B	Les LYONS		Ford Escort		0	D.N.F.	N/A		
FASTEST LAP										
89	B	Jim POCKLINGTON		Vauxhall Cavalier GSI	54.054	5	81.66mph	131.42kph		
77	A	Kevin WILLIAMS		Ford Sierra Cosworth	54.057	6	81.66mph	131.41kph		
1	E	Stacy VICKERS		Mazda RX7	54.919	7	80.37mph	129.35kph		
9	D	Gordon STREETER		Ford Anglia 105E	56.233	5	78.50mph	126.33kph		
30	F	Gary COLE		Citroen BX	59.179	7	74.59mph	120.04kph		
31	C	Eric FALCE		Ford Escort Lotus	59.371	2	74.35mph	119.65kph		

Car No 68 - Not classified - Caused Red Flag.
Weather / Track : Sunny / Dry

Brands Hatch
Circuit Length = 1.2262 miles.
Start: 18:13 End: 18:45

Clerk of Course:	Stewards:	Timekeeper:
------------------	-----------	-------------

BARC/CTCRC Classic Thunder Championship RACE CLASSIFICATION - RACE 17 - LAP CHART

Lap 1			Lap 2			Lap 3			Lap 4			Lap 5		
No	Behind	Laptime	No	Behind	Laptime	No	Behind	Laptime	No	Behind	Laptime	No	Behind	Laptime
89		1:02.842	89		56.080	77		55.517	89		54.849	89		54.054
38	0.120	1:02.962	77	0.131	56.007	89	0.406	56.054	77	0.165	55.420	77	0.599	54.488
77	0.204	1:03.046	38	1.227	57.187	38	1.442	55.863	38	1.204	55.017	38	1.888	54.738
71	0.686	1:03.528	1	1.625	55.893	34	2.251	55.576	34	2.109	55.113	34	3.185	55.130
1	1.812	1:04.654	34	2.323	55.956	1	2.681	56.704	1	2.788	55.362	1	3.769	55.035
34	2.447	1:05.289	71	2.636	58.030	71	3.438	56.450	71	3.569	55.386	71	4.224	54.709
88	3.441	1:06.283	88	2.971	55.610	88	3.855	56.532	88	4.385	55.785	88	4.772	54.441
86	3.500	1:06.342	86	4.062	56.642	86	4.727	56.313	86	5.629	56.157	86	7.645	56.070
8	4.249	1:07.091	9	6.505	58.163	9	7.714	56.857	9	8.921	56.462	9	11.100	56.233
9	4.422	1:07.264	8	6.503	58.334	69	9.068	57.670	69	10.305	56.492	69	12.568	56.317
69	5.426	1:08.268	69	7.046	57.700	66	9.168	57.566	66	10.621	56.708	66	13.727	57.160
11	5.447	1:08.289	66	7.250	57.541	8	9.089	58.234	11	11.362	56.936	11	14.604	57.296
66	5.789	1:08.631	11	7.249	57.882	11	9.681	58.080	44	11.907	56.354	44	14.904	57.051
68	6.554	1:09.396	68	8.687	58.213	44	10.808	57.600	68	13.691	57.512	68	16.571	56.934
47	7.436	1:10.278	44	8.856	57.363	68	11.434	58.395	47	14.705	57.749	47	16.943	56.292
44	7.573	1:10.415	47	10.148	58.792	47	12.211	57.711	16	14.884	56.859	16	17.698	56.868
16	8.546	1:11.388	16	10.847	58.381	16	13.280	58.081	60	16.612	57.852	60	19.918	57.360
31	8.872	1:11.714	31	12.163	59.371	60	14.015	57.456	12	17.766	57.838	80	21.877	57.984
60	9.090	1:11.932	60	12.207	59.197	12	15.183	57.746	80	17.947	56.974	12	22.683	58.971
12	10.180	1:13.022	12	13.085	58.985	80	16.228	57.702	90	21.209	59.400	90	25.239	58.084
90	10.428	1:13.270	90	13.301	58.953	31	16.764	1:00.249	31	21.451	59.942	64	26.554	58.878
22	10.928	1:13.770	80	14.174	58.755	90	17.064	59.411	64	21.730	58.134	22	27.434	59.718
80	11.499	1:14.341	22	14.286	59.438	22	17.760	59.122	22	21.770	59.265	31	28.758	1:01.361
30	13.156	1:15.998	64	17.216	59.190	64	18.851	57.283	30	26.059	59.707	30	31.419	59.414
28	13.424	1:16.266	30	17.216	1:00.140	30	21.607	1:00.039	28	30.346	1:01.687	28	38.264	1:01.972
64	14.106	1:16.948	28	18.787	1:01.443	28	23.914	1:00.775						
76	15.178	1:18.020												

Brands Hatch
Circuit Length = 1.2262 miles.
Start: 18:13 End: 18:25

Weather / Track : Sunny / Dry
These results are provisional until the conclusion of any judicial and technical matters.

Clerk Of Course:	Stewards:	Timekeeper:
------------------	-----------	-------------

BARC/CTCRC Classic Thunder Championship

RACE CLASSIFICATION - RACE 17 - LAP CHART

(contd.)

Lap 6			Lap 7			Lap 8			Lap 9			Lap 10		
No	Behind	Laptime	No	Behind	Laptime	No	Behind	Laptime	No	Behind	Laptime	No	Behind	Laptime
89		54.254	89		54.371	89		54.665	89		54.811	89		56.536
77	0.402	54.057	77	2.805	56.774	34	5.121	55.138	34	4.977	54.667	34	3.050	54.609
38	2.709	55.075	38	4.544	56.206	38	5.730	55.851	38	5.851	54.932	38	3.914	54.599
34	3.492	54.561	34	4.648	55.527	77	6.167	58.027	1	6.814	55.201	1	5.511	55.233
1	4.757	55.242	1	5.305	54.919	1	6.424	55.784	71	7.151	55.270	71	6.001	55.386
71	5.447	55.477	71	5.908	54.832	71	6.692	55.449	88	7.688	55.487	88	6.442	55.290
88	5.728	55.210	88	6.279	54.922	88	7.012	55.398	77	12.536	1:01.180	86	15.135	56.566
86	9.441	56.050	86	11.254	56.184	86	13.413	56.824	28	1 LAP	1:08.021	28	1 LAP	1:03.111
9	13.884	57.038	66	17.115	56.131	66	19.022	56.572	86	15.105	56.503	66	20.731	56.563
69	14.253	55.939	69	17.855	57.973	69	20.178	56.988	66	20.704	56.493	11	21.807	56.661
66	15.355	55.882	9	17.860	58.347	9	20.676	57.481	11	21.682	55.774	69	22.047	56.700
11	17.006	56.656	11	18.143	55.508	11	20.719	57.241	69	21.883	56.516	44	23.336	56.398
44	17.555	56.905	44	19.428	56.244	44	21.144	56.381	44	23.474	57.141	9	24.344	56.997
47	18.631	55.942	47	20.122	55.862	47	21.637	56.180	9	23.883	58.018	47	24.457	56.854
68	20.059	57.742	16	24.331	57.867	16	26.599	56.933	47	24.139	57.313	80	28.886	55.207
16	20.835	57.391	60	26.029	58.025	60	28.375	57.011	16	29.364	57.576	16	28.883	56.055
60	22.375	56.711	68	27.605	1:01.917	80	29.011	56.032	80	30.215	56.015	60	32.604	57.092
80	24.127	56.504	80	27.644	57.888	68	30.784	57.844	60	32.048	58.484	68	37.045	59.711
12	25.641	57.212	12	28.611	57.341	12	31.816	57.870	68	33.870	57.897	64	37.391	57.010
90	29.277	58.292	64	32.998	57.493	64	34.824	56.491	12	34.394	57.389	12	37.763	59.905
64	29.876	57.576	90	33.120	58.214	90	36.792	58.337	64	36.917	56.904	90	42.014	58.194
22	31.785	58.605	22	35.674	58.260	22	39.310	58.301	90	40.356	58.375	22	45.816	59.181
31	34.190	59.686	31	39.460	59.641	31	44.640	59.845	22	43.171	58.672	31	52.923	59.926
30	36.386	59.221	30	41.194	59.179	30	45.939	59.410	31	49.533	59.704	30	53.235	59.234
28	45.928	1:01.918	28	53.998	1:02.441				30	50.537	59.409			

Weather / Track : Sunny / Dry

These results are provisional until the conclusion of any judicial and technical matters.

Brands Hatch

Circuit Length = 1.2262 miles.

Start: 18:13 End: 18:25

Clerk Of Course:	Stewards:	Timekeeper:
------------------	-----------	-------------

BARC/CTCRC Classic Thunder Championship

RACE CLASSIFICATION - RACE 17 - LAP CHART

(contd.)

Lap 11			Lap 12			Lap 13			Lap 14			Lap 15		
No	Behind	Laptime	No	Behind	Laptime	No	Behind	Laptime	No	Behind	Laptime	No	Behind	Laptime
89		54.169												
34	3.853	54.972												
38	4.074	54.329												
1	6.591	55.249												
88	7.190	54.917												
71	8.324	56.492												
86	17.580	56.614												
66	22.285	55.723												
11	22.993	55.355												
69	24.241	56.363												
44	25.486	56.319												
47	26.377	56.089												
9	27.203	57.028												
80	30.435	55.718												
16	31.388	56.674												
28	1 LAP	1:06.679												
60	35.452	57.017												
64	40.886	57.664												
12	42.445	58.851												
68	42.446	59.570												
90	45.203	57.358												
22	51.098	59.451												
31	59.415	1:00.661												
30	59.771	1:00.705												

Weather / Track : Sunny / Dry

These results are provisional until the conclusion of any judicial and technical matters.

Brands Hatch

Circuit Length = 1.2262 miles.

Start: 18:13 End: 18:25

Clerk Of Course:	Stewards:	Timekeeper:
------------------	-----------	-------------