



Don Parker Championship Car Races

Brands Hatch

6th-7th September



Results Provided by MST Sports Timing Ltd
www.mstworld.com

Michelin Porsche Open Series QUALIFYING - RACE 1

POS	NO	CL	DRIVER	NAT	CAR	TIME	LAPS	GAP	MPH
1	5	1	Richard CHAMBERLAIN		Porsche 935	47.037	11		93.84
2	16	1	Rupert LEWIN		Porsche 996 GT2 R	49.300	16	2.263	89.54
3	53	2	Nick JAMES		Porsche 996 GT3	50.597	17	3.560	87.24
4	14	2	Craig RAPP		Porsche GT3	50.866	16	3.829	86.78
5	4	2	Rod CARMAN		Porsche GT3 Cup	51.067	15	4.030	86.44
6	10	2	David LEES		Porsche 911 RS	52.093	15	5.056	84.73
7	76	1	John GRIFFITHS		Porsche 935	52.382	5	5.345	84.27
8	88	2	Philip HARRIS		Porsche RSR 3.2	53.509	10	6.472	82.49
9	57	3	Mark SUMPTER		Porsche GT3 Cup	53.509	15	6.472	82.49
10	49	3	Peter MORRIS		Porsche 964 RS	53.758	16	6.721	82.11
11	63	3	David MacMILLAN		Porsche 911 RS	55.002	7	7.965	80.25
12	2	3	Tony BROWN		Porsche 911 RS	55.298	13	8.261	79.82
13	24	3	Henry FIRMAN		Porsche 993 CZ	55.336	16	8.299	79.77
14	91	3	Stephen ARCHER		Porsche 993 RS	55.501	14	8.464	79.53
15	67	3	Dave BENNETT		Porsche 911 Carrera	55.699	13	8.662	79.25

Car No 63 - Transponder not working.

Weather/Track : Sunny/Dry

These times are provisional until the conclusion of any judicial and technical matters.

Brands Indy

Circuit Length = 1.2262 miles.

Start: 09:25 End: 09:40

Clerk of Course:

Stewards:

Timekeeper:

Michelin Porsche Open Series QUALIFYING - LAP ANALYSIS

2	Tony BROWN					Porsche 911 RS
1 -	1:29.351	6 -	55.463	11 -	55.688	
2 -	58.435	7 -	55.636	12 -	56.220	
3 -	55.324	8 -	55.422	13 -	55.298	
4 -	59.170	9 -	55.932			
5 -	55.882	10 -	55.450			
4	Rod CARMAN					Porsche GT3 Cup
1 -	1:20.005	6 -	52.081	11 -	1:00.992	
2 -	55.366	7 -	52.697	12 -	51.473	
3 -	53.966	8 -	51.067	13 -	1:16.378	
4 -	52.432	9 -	51.331	14 -	54.327	
5 -	51.901	10 -	2:25.206P	15 -	51.190	
5	Richard CHAMBERLAIN					Porsche 935
1 -	1:17.376	6 -	47.037	11 -	4:21.750P	
2 -	50.893	7 -	47.264			
3 -	48.502	8 -	47.727			
4 -	47.420	9 -	47.951			
5 -	47.990	10 -	47.322			
10	David LEES					Porsche 911 RS
1 -	3:10.884	6 -	52.430	11 -	53.100	
2 -	54.479	7 -	52.369	12 -	52.434	
3 -	54.130	8 -	53.172	13 -	52.093	
4 -	52.388	9 -	52.885	14 -	52.694	
5 -	52.768	10 -	1:13.136	15 -	52.872	
14	Craig RAPP					Porsche GT3
1 -	1:25.448	6 -	51.594	11 -	50.866	
2 -	54.461	7 -	51.395	12 -	52.239	
3 -	53.119	8 -	51.522	13 -	1:33.357P	
4 -	52.462	9 -	52.959	14 -	56.206	
5 -	52.204	10 -	50.922	15 -	52.101	
16	Rupert LEWIN					Porsche 996 GT2 R
1 -	1:12.023	6 -	51.907	11 -	51.742	
2 -	50.020	7 -	58.206	12 -	49.358	
3 -	49.375	8 -	50.138	13 -	51.838	
4 -	49.330	9 -	51.146	14 -	50.058	
5 -	52.536	10 -	51.120	15 -	49.300	
16 -	2:15.624P					

Car No 63 - Transponder not working.
Weather/Track : Sunny/Dry

Brands Indy
Circuit Length = 1.2262 miles.
Start: 09:25 End: 09:40

Michelin Porsche Open Series QUALIFYING - LAP ANALYSIS

(contd.)

24	Henry FIRMAN	Porsche 993 CZ					
1 -	1:17.325	6 -	1:01.242	11 -	1:03.185	16 -	55.453
2 -	1:04.580	7 -	56.807	12 -	55.929		
3 -	59.062	8 -	55.872	13 -	55.336		
4 -	59.818	9 -	57.740	14 -	58.901		
5 -	57.344	10 -	56.110	15 -	55.641		
49	Peter MORRIS	Porsche 964 RS					
1 -	1:17.000	6 -	54.783	11 -	53.758	16 -	54.308
2 -	57.505	7 -	54.860	12 -	54.319		
3 -	1:00.163	8 -	55.189	13 -	54.528		
4 -	55.497	9 -	54.583	14 -	54.773		
5 -	54.798	10 -	54.317	15 -	54.612		
53	Nick JAMES	Porsche 996 GT3					
1 -	1:13.215	6 -	51.511	11 -	51.415	16 -	51.306
2 -	55.945	7 -	54.439	12 -	55.108	17 -	51.047
3 -	53.337	8 -	51.593	13 -	50.597		
4 -	52.392	9 -	50.881	14 -	53.861		
5 -	51.837	10 -	51.489	15 -	54.581		
57	Mark SUMPTER	Porsche GT3 Cup					
1 -	1:28.377	6 -	54.871	11 -	53.995		
2 -	57.987	7 -	57.783	12 -	53.784		
3 -	55.171	8 -	56.469	13 -	53.812		
4 -	55.116	9 -	54.179	14 -	54.688		
5 -	54.168	10 -	54.237	15 -	53.509		
63	David MacMILLAN	Porsche 911 RS					
1 -	X:00.000	6 -	57.071				
2 -	58.545	7 -	55.002				
3 -	56.523						
4 -	56.256						
5 -	58.079						
67	Dave BENNETT	Porsche 911 Carrera					
1 -	4:39.927	6 -	57.257	11 -	56.030		
2 -	57.279	7 -	55.699	12 -	55.979		
3 -	56.237	8 -	56.057	13 -	59.518		
4 -	56.285	9 -	56.140				
5 -	57.628	10 -	56.084				

Car No 63 - Transponder not working.
Weather/Track : Sunny/Dry

Brands Indy
Circuit Length = 1.2262 miles.
Start: 09:25 End: 09:40

Michelin Porsche Open Series QUALIFYING - LAP ANALYSIS


(contd.)

76	John GRIFFITHS	Porsche 935		
1 -	2:43.551			
2 -	55.265			
3 -	53.631			
4 -	52.382			
5 -	52.711			
88	Philip HARRIS	Porsche RSR 3.2		
1 -	1:17.874	6 -	53.509	
2 -	56.610	7 -	54.601	
3 -	54.476	8 -	6:50.001P	
4 -	54.610	9 -	1:00.044	
5 -	54.005	10 -	53.577	
91	Stephen ARCHER	Porsche 993 RS		
1 -	1:16.261	6 -	55.790	11 - 55.525
2 -	55.990	7 -	1:06.304	12 - 55.863
3 -	55.503	8 -	57.369	13 - 56.717
4 -	55.681	9 -	55.634	14 - 1:00.853
5 -	57.542	10 -	55.501	

Car No 63 - Transponder not working.
Weather/Track : Sunny/Dry

Michelin Porsche Open Series

GRID - RACE 1

ROW 8	55.699 67 BENNETT	
ROW 7	55.336 24 FIRMAN	55.501 91 ARCHER
ROW 6	55.002 63 MacMILLAN	55.298 2 BROWN
ROW 5	53.509 57 SUMPTER	53.758 49 MORRIS
ROW 4	52.382 76 GRIFFITHS	53.509 88 HARRIS
ROW 3	51.067 4 CARMAN	52.093 10 LEES
ROW 2	50.597 53 JAMES	50.866 14 RAPP
ROW 1	47.037 5 CHAMBERLAIN	49.300 16 LEWIN
POLE		
		

Weather/Track : Sunny/Dry

These times are provisional until the conclusion of any judicial and technical matters.

Brands Indy
Circuit Length = 1.2262 miles.
Start: 09:25 End: 09:40

Clerk of Course:	Stewards:	Timekeeper:
------------------	-----------	-------------

Michelin Porsche Open Series RACE CLASSIFICATION - RACE 1

POS	NO	CL	DRIVER	NAT	CAR	TIME	LAPS	GAP	MPH	BEST
1	16	1	Rupert LEWIN		Porsche 996 GT2 R	29:25.812	35		87.53	49.293
2	5	1	Richard CHAMBERLAIN		Porsche 935	29:35.010	35	9.198	87.08	48.082
3	53	2	Nick JAMES		Porsche 996 GT3	29:28.076	34	1 LAP	84.92	50.723
4	10	2	David LEES		Porsche 911 RS	29:39.109	33	2 LAPS	81.91	51.802
5	57	3	Mark SUMPTER		Porsche GT3 Cup	30:16.034	33	2 LAPS	80.25	54.134
6	2	3	Tony BROWN		Porsche 911 RS	29:26.296	32	3 LAPS	80.01	54.124
7	63	3	David MacMILLAN		Porsche 911 RS	29:27.385	32	3 LAPS	79.96	54.071
8	91	3	Stephen ARCHER		Porsche 993 RS	30:00.561	31	4 LAPS	76.03	56.651

NOT CLASSIFIED

24	3	Henry FIRMAN		Porsche 993 CZ	27:30.201	29	D.N.F.	77.61	55.577
67	3	Dave BENNETT		Porsche 911 Carrera	17:18.416	18	D.N.F.	76.58	55.660
14	2	Craig RAPP		Porsche GT3	14:47.268	17	D.N.F.	84.65	50.724
88	2	Philip HARRIS		Porsche RSR 3.2	16:54.271	17	D.N.F.	74.05	53.782
4	2	Rod CARMAN		Porsche GT3 Cup	10:41.480	12	D.N.F.	82.68	51.648
49	3	Peter MORRIS		Porsche 964 RS	13:51.567	11	D.N.F.	58.47	55.098
76	1	John GRIFFITHS		Porsche 935	3:37.837	4	D.N.F.	81.36	52.002

FASTEST LAP

5	1	Richard CHAMBERLAIN		Porsche 935	48.082	4	91.80mph	147.75kph
53	2	Nick JAMES		Porsche 996 GT3	50.723	15	87.02mph	140.05kph
63	3	David MacMILLAN		Porsche 911 RS	54.071	14	81.63mph	131.38kph

Weather/Track : Bright/Dry

These times are provisional until the conclusion of any judicial and technical matters.

Brands Indy

Circuit Length = 1.2262 miles.

Start: 11:37 End: 12:06

Clerk of Course:

Stewards:

Timekeeper:

Michelin Porsche Open Series

RACE 1 - LAP CHART

Lap 1			Lap 2			Lap 3			Lap 4			Lap 5		
No	Behind	Laptime	No	Behind	Laptime	No	Behind	Laptime	No	Behind	Laptime	No	Behind	Laptime
5		54.981	5		48.483	5		48.664	5		48.082	5		48.152
16	1.862	56.843	16	3.306	49.927	16	4.587	49.945	16	6.207	49.702	16	7.887	49.832
53	3.856	58.837	53	8.167	52.794	53	11.659	52.156	53	15.883	52.306	53	19.260	51.529
14	4.769	59.750	10	8.901	52.377	10	12.964	52.727	10	17.528	52.646	10	22.169	52.793
10	5.007	59.988	14	9.057	52.771	14	13.080	52.687	76	17.627	52.151	4	23.883	52.471
88	6.123	1:01.104	76	10.220	52.289	76	13.558	52.002	14	18.752	53.754	14	24.018	53.418
76	6.414	1:01.395	4	12.166	53.071	4	15.998	52.496	4	19.564	51.648	88	30.184	54.213
4	7.578	1:02.559	88	12.684	55.044	88	18.240	54.220	88	24.123	53.965	57	37.225	54.737
49	8.446	1:03.427	57	16.118	55.689	57	23.233	55.779	57	30.640	55.489	63	38.622	54.930
57	8.912	1:03.893	63	17.472	55.924	63	24.705	55.897	63	31.844	55.221	2	39.098	54.850
63	10.031	1:05.012	2	18.960	56.339	2	25.308	55.012	2	32.400	55.174	91	45.548	56.651
91	10.622	1:05.603	91	19.780	57.641	91	28.284	57.168	91	37.049	56.847	24	46.216	56.531
2	11.104	1:06.085	24	20.444	56.910	24	28.939	57.159	24	37.837	56.980	67	47.595	56.290
24	12.017	1:06.998	67	23.266	58.010	67	31.261	56.659	67	39.457	56.278			
67	13.739	1:08.720												

Weather/Track : Bright/Dry

Brands Indy
Circuit Length = 1.2262 miles.
Start: 11:37 End: 12:06

Michelin Porsche Open Series

RACE 1 - LAP CHART

(contd.)

Lap 6			Lap 7			Lap 8			Lap 9			Lap 10		
No	Behind	Laptime	No	Behind	Laptime	No	Behind	Laptime	No	Behind	Laptime	No	Behind	Laptime
5		48.311	5		48.488	5		48.972	5		48.469	5		48.863
16	10.142	50.566	91	1 LAP	57.708	57	1 LAP	54.860	57	1 LAP	54.614	49	5 LAPS	57.197
49	4 LAPS	4:10.326P	24	1 LAP	57.542	63	1 LAP	54.777	2	1 LAP	54.500	88	1 LAP	54.762
53	22.520	51.571	67	1 LAP	56.721	2	1 LAP	55.141	63	1 LAP	55.311	57	1 LAP	54.642
10	26.780	52.922	16	12.141	50.487	16	14.547	51.378	16	16.596	50.518	2	1 LAP	54.124
14	27.602	51.895	53	25.726	51.694	91	1 LAP	57.065	91	1 LAP	56.890	63	1 LAP	54.267
4	28.348	52.776	14	31.032	51.918	24	1 LAP	56.989	24	1 LAP	56.900	16	17.865	50.132
88	36.637	54.764	10	31.700	53.408	67	1 LAP	57.034	67	1 LAP	57.401	91	1 LAP	56.670
57	43.613	54.699	4	32.098	52.238	53	28.393	51.639	53	31.524	51.600	24	1 LAP	56.651
63	45.055	54.744	49	4 LAPS	1:05.650	14	33.114	51.054	14	35.369	50.724	67	1 LAP	57.083
2	45.359	54.572	88	42.655	54.506	10	35.027	52.299	10	40.039	53.481	53	34.254	51.593
						4	35.347	52.221	4	40.190	53.312	14	37.276	50.770
						49	4 LAPS	56.765				10	44.334	53.158
						88	48.012	54.329				4	44.746	53.419

Weather/Track : Bright/Dry

Brands Indy
Circuit Length = 1.2262 miles.
Start: 11:37 End: 12:06

Michelin Porsche Open Series

RACE 1 - LAP CHART

(contd.)

Lap 11			Lap 12			Lap 13			Lap 14			Lap 15		
No	Behind	Laptime	No	Behind	Laptime	No	Behind	Laptime	No	Behind	Laptime	No	Behind	Laptime
5		48.572	5		48.576	5		48.410	5		1:02.287	5		52.770
49	5 LAPS	56.103	4	1 LAP	52.447	67	2 LAPS	56.772	16	10.352	49.718	67	2 LAPS	56.110
88	1 LAP	54.599	49	5 LAPS	56.236	4	1 LAP	52.822	88	1 LAP	54.911	16	7.677	50.095
57	1 LAP	54.412	88	1 LAP	54.398	10	1 LAP	53.048	10	1 LAP	1:13.270	88	1 LAP	54.039
16	19.885	50.592	16	21.265	49.956	88	1 LAP	53.782	49	5 LAPS	56.024	10	1 LAP	53.852
2	1 LAP	54.126	57	1 LAP	54.497	16	22.921	50.066	57	1 LAP	54.404	57	1 LAP	54.134
63	1 LAP	55.311	2	1 LAP	54.556	49	5 LAPS	57.805	2	1 LAP	54.353	49	5 LAPS	56.936
91	1 LAP	56.831	63	1 LAP	54.315	57	1 LAP	54.258	63	1 LAP	54.078	2	1 LAP	54.313
53	39.189	53.507	53	41.939	51.326	2	1 LAP	54.330	53	33.433	50.765	63	1 LAP	54.071
14	39.845	51.141	14	42.550	51.281	63	1 LAP	54.414	14	33.783	50.831	53	31.386	50.723
24	1 LAP	57.488	91	1 LAP	57.308	53	44.955	51.426	91	1 LAP	57.278	14	31.797	50.784
67	1 LAP	56.585	24	1 LAP	56.776	14	45.239	51.099	24	1 LAP	56.858			
10	48.558	52.796				91	1 LAP	57.755						
						24	1 LAP	58.067						
						67	1 LAP	59.908						

Weather/Track : Bright/Dry

Brands Indy
Circuit Length = 1.2262 miles.
Start: 11:37 End: 12:06

Michelin Porsche Open Series

RACE 1 - LAP CHART

(contd.)

Lap 16			Lap 17			Lap 18			Lap 19			Lap 20		
No	Behind	Laptime	No	Behind	Laptime	No	Behind	Laptime	No	Behind	Laptime	No	Behind	Laptime
5		51.792	5		50.507	2		54.769	5		50.729	53		51.588
91	2 LAPS	56.984	16	5.480	50.604	14	1 LAP	52.555	16	3.277	49.660	57	2 LAPS	54.879
24	2 LAPS	56.866	24	2 LAPS	56.256	53	1 LAP	53.299	24	2 LAPS	55.690	63	2 LAPS	54.875
67	2 LAPS	55.660	91	2 LAPS	58.082	63	2 LAPS	56.129	91	2 LAPS	57.373	5	17.661	52.156
16	5.383	49.498	67	2 LAPS	58.283	5	18.122	50.951	67	2 LAPS	57.380	16	18.075	49.293
10	1 LAP	53.374	10	1 LAP	53.868	16	22.468	49.817	10	1 LAP	54.110	88	3 LAPS	2:15.738P
88	1 LAP	54.458	88	1 LAP	55.439	24	2 LAPS	55.649	53	34.495	51.496	24	2 LAPS	55.698
57	1 LAP	54.163	57	1 LAP	54.349	91	2 LAPS	57.040				10	1 LAP	53.691
49	5 LAPS	55.098	2	1 LAP	54.900	67	2 LAPS	56.566				67	2 LAPS	56.956
2	1 LAP	54.833	2	32.829	56.251	10	1 LAP	54.136				91	2 LAPS	58.903
63	1 LAP	54.274				53	51.850	51.472				57	1 LAP	54.845
53	30.415	50.821				57	1 LAP	54.459				2	1 LAP	2:45.542
14	30.841	50.836				63	1 LAP	54.898				63	1 LAP	54.529

Weather/Track : Bright/Dry

www.mstworld.com

Page 4 of 7

Brands Indy
 Circuit Length = 1.2262 miles.
 Start: 11:37 End: 12:06
 Issued - 12:08 Saturday, 06 September 2003

Michelin Porsche Open Series

RACE 1 - LAP CHART

(contd.)

Lap 21			Lap 22			Lap 23			Lap 24			Lap 25		
No	Behind	Laptime	No	Behind	Laptime	No	Behind	Laptime	No	Behind	Laptime	No	Behind	Laptime
16		49.338	16		49.932	16		49.814	16		50.119	16		50.534
5	1.626	51.378	63	2 LAPS	54.942	57	2 LAPS	54.818	57	2 LAPS	54.780	5	8.332	52.137
24	2 LAPS	55.949	5	3.831	52.137	2	2 LAPS	54.935	5	6.729	51.094	57	2 LAPS	55.177
10	1 LAP	52.965	10	1 LAP	52.707	63	2 LAPS	55.155	91	3 LAPS	59.008	2	2 LAPS	55.320
53	35.709	1:43.122	24	2 LAPS	55.934	5	5.754	51.737	2	2 LAPS	54.690	63	2 LAPS	55.542
91	2 LAPS	58.573	53	37.611	51.834	10	1 LAP	52.899	63	2 LAPS	54.379	91	3 LAPS	59.274
57	1 LAP	55.044	91	2 LAPS	58.973	53	39.809	52.012	53	41.626	51.936	53	42.967	51.875
2	1 LAP	54.939				24	2 LAPS	57.309	10	1 LAP	53.391	10	1 LAP	51.914
									24	2 LAPS	55.775			

Weather/Track : Bright/Dry

Brands Indy
 Circuit Length = 1.2262 miles.
 Start: 11:37 End: 12:06

**Michelin Porsche Open Series
RACE 1 - LAP CHART**

(contd.)

Lap 26			Lap 27			Lap 28			Lap 29			Lap 30		
No	Behind	Laptime	No	Behind	Laptime	No	Behind	Laptime	No	Behind	Laptime	No	Behind	Laptime
16		50.352	16		51.129	16		50.513	16		50.749	16		50.854
24	3 LAPS	56.108	5	8.622	50.681	5	8.978	50.869	5	9.276	51.047	10	2 LAPS	53.209
5	9.070	51.090	24	3 LAPS	55.993	24	3 LAPS	55.853	24	3 LAPS	55.948	5	9.275	50.853
57	2 LAPS	54.776	57	2 LAPS	54.458	57	2 LAPS	54.515	57	2 LAPS	54.228	24	3 LAPS	57.260
2	2 LAPS	55.114	2	2 LAPS	54.565	2	2 LAPS	54.573	2	2 LAPS	54.523	57	2 LAPS	54.530
63	2 LAPS	55.391	63	2 LAPS	54.238	63	2 LAPS	54.464	63	2 LAPS	54.574	2	2 LAPS	54.832
91	3 LAPS	57.221	91	3 LAPS	57.502	91	3 LAPS	58.285	91	3 LAPS	58.068	63	2 LAPS	55.106
53	44.034	51.419	53	44.501	51.596	53	45.232	51.244	53	45.926	51.443	53	46.886	51.814
10	1 LAP	51.802	10	1 LAP	52.630	10	1 LAP	52.853						

Weather/Track : Bright/Dry

Brands Indy
Circuit Length = 1.2262 miles.
Start: 11:37 End: 12:06

Michelin Porsche Open Series

RACE 1 - LAP CHART

(contd.)

Lap 31			Lap 32			Lap 33			Lap 34			Lap 35		
No	Behind	Laptime	No	Behind	Laptime	No	Behind	Laptime	No	Behind	Laptime	No	Behind	Laptime
16		50.418	16		50.115	16		49.831	16		51.601	16		51.884
10	2 LAPS	52.653	10	2 LAPS	53.021	53	1 LAP	51.837	53	1 LAP	53.368	2	3 LAPS	54.751
91	4 LAPS	58.780	5	9.762	50.867	10	2 LAPS	53.863	5	9.751	50.938	63	3 LAPS	55.678
5	9.010	50.153	91	4 LAPS	58.653	5	10.414	50.483	10	2 LAPS	53.349	53	1 LAP	52.264
24	3 LAPS	56.487	24	3 LAPS	55.577	91	4 LAPS	57.789	91	4 LAPS	59.402	5	9.198	51.331
57	2 LAPS	54.450	57	2 LAPS	54.689	57	2 LAPS	55.135	57	2 LAPS	55.434	10	2 LAPS	53.909
2	2 LAPS	54.432	2	2 LAPS	54.853	2	2 LAPS	56.019				91	4 LAPS	59.236
63	2 LAPS	54.100	63	2 LAPS	54.888	63	2 LAPS	55.951				57	2 LAPS	55.198
53	48.226	51.758												

Weather/Track : Bright/Dry

www.mstworld.com

Page 7 of 7

Brands Indy
Circuit Length = 1.2262 miles.
Start: 11:37 End: 12:06

Issued - 12:08 Saturday, 06 September 2003

Michelin Porsche Club Championship QUALIFYING - RACE 2

POS	NO	CL	DRIVER	NAT	CAR	TIME	LAPS	GAP	MPH
1	2	1	Tony BROWN		Porsche 968 CS	54.883	16		80.43
2	15	1	Colin BROSTER		Porsche 911 Carrera	54.885	16	0.002	80.42
3	1	2	David ROTHERWELL		Porsche 911 SC	55.057	16	0.174	80.17
4	6	1	Mike SALMON		Porsche 968 CS	55.106	14	0.223	80.10
5	14	2	Craig RAPP		Porsche GT3	55.249	14	0.366	79.89
6	23	2	Richard LAMBERT		Porsche 911 Carrera 3	55.356	16	0.473	79.74
7	13	1	Ian WHITE		Porsche 911 Carrera	55.381	16	0.498	79.70
8	77	2	Paul COOMBS		Porsche 944 S2	55.889	16	1.006	78.98
9	29	2	Tom McHUGH		Porsche 944 SZ	55.889	16	1.006	78.98
10	47	1	Wayne JACKSON		Porsche 968 CS	56.039	16	1.156	78.77
11	36	2	Tom SEGRUE		Porsche 944 S2	56.128	16	1.245	78.64
12	67	1	Dave BENNETT		Porsche 911 Carrera	56.163	15	1.280	78.59
13	73	1	Mark CAMPBELL		Porsche 911 RS	56.167	13	1.284	78.59
14	26	2	Rob WILLIAMS		Porsche Carrera	56.554	16	1.671	78.05
15	33	3	John WILLIAMS		Porsche 911E	57.128	15	2.245	77.27
16	90	2	Mark ROGERS		Porsche 911 SC	57.357	16	2.474	76.96
17	30	3	Ian OLIVER		Porsche 911E	57.388	15	2.505	76.92
18	99	2	Stuart JEFCOATE		Porsche 911 Carrera 3	58.204	15	3.321	75.84
19	7	1	Christopher BERRY		Porsche 911 Carrera	58.527	15	3.644	75.42
20	8	2	David BOTTERILL		Porsche 924 Carrera GT	58.737	6	3.854	75.15
21	21	2	Alvaro CREGO		Porsche 944 S2	1:00.677	13	5.794	72.75

Weather/Track : Sunny/Dry

These times are provisional until the conclusion of any judicial and technical matters.

Brands Indy

Circuit Length = 1.2262 miles.

Start: 11:05 End: 11:20

Clerk of Course:

Stewards:

Timekeeper:

Michelin Porsche Club Championship QUALIFYING - LAP ANALYSIS

1	David ROTHERWELL	Porsche 911 SC					
1 -	1:16.271	6 -	56.982	11 -	55.485	16 -	55.712
2 -	58.796	7 -	55.473	12 -	55.057		
3 -	58.431	8 -	55.626	13 -	55.429		
4 -	56.283	9 -	55.448	14 -	55.671		
5 -	56.367	10 -	55.548	15 -	55.220		
2	Tony BROWN	Porsche 968 CS					
1 -	1:15.059	6 -	55.338	11 -	59.129	16 -	55.016
2 -	57.975	7 -	55.025	12 -	55.220		
3 -	57.147	8 -	55.574	13 -	54.970		
4 -	56.208	9 -	55.019	14 -	54.883		
5 -	55.581	10 -	55.457	15 -	55.838		
6	Mike SALMON	Porsche 968 CS					
1 -	2:05.067	6 -	55.751	11 -	55.581		
2 -	1:09.427	7 -	55.542	12 -	55.106		
3 -	56.215	8 -	2:00.940P	13 -	55.302		
4 -	1:01.613	9 -	1:04.595	14 -	55.284		
5 -	55.825	10 -	55.821				
7	Christopher BERRY	Porsche 911 Carrera					
1 -	1:32.441	6 -	58.611	11 -	58.996		
2 -	1:01.575	7 -	59.052	12 -	59.739		
3 -	59.791	8 -	58.527	13 -	1:02.024		
4 -	1:00.223	9 -	58.648	14 -	1:00.680		
5 -	1:00.885	10 -	59.175	15 -	59.247		
8	David BOTTERILL	Porsche 924 Carrera GT					
1 -	1:28.922	6 -	2:47.315P				
2 -	59.982						
3 -	59.330						
4 -	58.737						
5 -	58.831						
13	Ian WHITE	Porsche 911 Carrera					
1 -	1:11.675	6 -	55.966	11 -	55.602	16 -	55.842
2 -	57.447	7 -	55.440	12 -	55.744		
3 -	56.712	8 -	55.381	13 -	55.523		
4 -	55.655	9 -	56.778	14 -	55.731		
5 -	55.688	10 -	55.656	15 -	55.410		

Michelin Porsche Club Championship QUALIFYING - LAP ANALYSIS

(contd.)

14	Craig RAPP					Porsche GT3
1 -	1:19.915	6 -	56.017	11 -	55.982	
2 -	58.196	7 -	55.685	12 -	56.446	
3 -	1:01.362	8 -	55.548	13 -	56.236	
4 -	56.532	9 -	55.535	14 -	55.912	
5 -	56.736	10 -	55.249			
15	Colin BROSTER					Porsche 911 Carrera
1 -	1:18.234	6 -	55.071	11 -	59.237	
2 -	56.988	7 -	55.077	12 -	55.378	
3 -	56.473	8 -	55.484	13 -	54.885	
4 -	55.886	9 -	54.915	14 -	55.681	
5 -	55.269	10 -	55.383	15 -	55.418	
21	Alvaro CREGO					Porsche 944 S2
1 -	1:29.801	6 -	1:00.905	11 -	2:54.638P	
2 -	1:01.951	7 -	1:01.025	12 -	1:15.564	
3 -	1:00.677	8 -	1:01.411	13 -	1:06.018	
4 -	1:06.010	9 -	1:01.019			
5 -	1:00.835	10 -	1:00.933			
23	Richard LAMBERT					Porsche 911 Carrera 3
1 -	1:11.418	6 -	56.011	11 -	1:00.774	
2 -	57.498	7 -	55.631	12 -	58.188	
3 -	58.301	8 -	55.429	13 -	56.640	
4 -	55.985	9 -	55.675	14 -	59.313	
5 -	55.953	10 -	55.988	15 -	55.582	
26	Rob WILLIAMS					Porsche Carrera
1 -	1:26.272	6 -	57.092	11 -	56.783	
2 -	57.388	7 -	56.554	12 -	56.698	
3 -	57.477	8 -	56.738	13 -	56.991	
4 -	56.821	9 -	56.784	14 -	56.795	
5 -	57.088	10 -	57.142	15 -	56.999	
29	Tom McHUGH					Porsche 944 SZ
1 -	1:22.427	6 -	56.774	11 -	56.200	
2 -	59.578	7 -	56.780	12 -	58.346	
3 -	1:02.425	8 -	56.800	13 -	57.026	
4 -	59.931	9 -	56.560	14 -	56.411	
5 -	57.106	10 -	56.720	15 -	56.718	

Weather/Track : Sunny/Dry

Brands Indy
Circuit Length = 1.2262 miles.
Start: 11:05 End: 11:20

Michelin Porsche Club Championship QUALIFYING - LAP ANALYSIS

(contd.)

30	Ian OLIVER					Porsche 911E	
1 -	1:50.815	6 -	58.236	11 -	57.659		
2 -	1:05.871	7 -	58.408	12 -	58.604		
3 -	1:00.589	8 -	57.533	13 -	57.388		
4 -	58.494	9 -	58.097	14 -	58.599		
5 -	57.921	10 -	58.355	15 -	57.550		
33	John WILLIAMS					Porsche 911E	
1 -	1:32.020	6 -	57.597	11 -	57.128		
2 -	1:01.028	7 -	57.572	12 -	57.440		
3 -	1:00.154	8 -	58.002	13 -	57.191		
4 -	1:00.090	9 -	58.188	14 -	57.321		
5 -	58.296	10 -	58.601	15 -	57.323		
36	Tom SEGRUE					Porsche 944 S2	
1 -	1:25.170	6 -	57.384	11 -	56.128	16 -	57.464
2 -	1:00.016	7 -	56.876	12 -	57.996		
3 -	58.354	8 -	56.589	13 -	56.420		
4 -	58.393	9 -	56.883	14 -	56.301		
5 -	57.615	10 -	56.709	15 -	1:03.069		
47	Wayne JACKSON					Porsche 968 CS	
1 -	1:13.973	6 -	56.674	11 -	1:02.998	16 -	56.039
2 -	57.399	7 -	58.907	12 -	56.806		
3 -	57.595	8 -	56.563	13 -	56.276		
4 -	58.659	9 -	56.419	14 -	56.332		
5 -	56.785	10 -	56.774	15 -	56.353		
67	Dave BENNETT					Porsche 911 Carrera	
1 -	1:44.742	6 -	56.692	11 -	56.250		
2 -	57.340	7 -	58.791	12 -	57.188		
3 -	56.893	8 -	56.786	13 -	56.163		
4 -	1:08.727	9 -	56.534	14 -	56.688		
5 -	56.744	10 -	1:01.131	15 -	58.614		
73	Mark CAMPBELL					Porsche 911 RS	
1 -	1:19.149	6 -	56.634	11 -	58.304		
2 -	57.404	7 -	56.618	12 -	3:18.666		
3 -	58.115	8 -	56.598	13 -	56.167		
4 -	56.764	9 -	56.393				
5 -	1:13.601	10 -	56.698				

Weather/Track : Sunny/Dry

Brands Indy
Circuit Length = 1.2262 miles.
Start: 11:05 End: 11:20

Michelin Porsche Club Championship QUALIFYING - LAP ANALYSIS

(contd.)

77	Paul COOMBS					Porsche 944 S2
1 -	1:13.424	6 -	57.618	11 -	56.548	16 - 55.889
2 -	59.161	7 -	56.665	12 -	59.355	
3 -	58.891	8 -	56.857	13 -	56.617	
4 -	57.626	9 -	56.219	14 -	56.081	
5 -	56.828	10 -	56.690	15 -	56.738	
90	Mark ROGERS					Porsche 911 SC
1 -	1:15.169	6 -	58.080	11 -	57.698	16 - 58.745
2 -	59.986	7 -	58.379	12 -	59.361	
3 -	1:00.356	8 -	57.798	13 -	59.038	
4 -	58.347	9 -	57.631	14 -	57.357	
5 -	58.180	10 -	57.854	15 -	58.589	
99	Stuart JEFEOATE					Porsche 911 Carrera 3
1 -	1:35.585	6 -	58.482	11 -	58.395	
2 -	1:00.183	7 -	58.479	12 -	58.282	
3 -	59.109	8 -	58.318	13 -	58.204	
4 -	59.844	9 -	58.628	14 -	59.328	
5 -	58.846	10 -	58.625	15 -	1:00.183	

Weather/Track : Sunny/Dry

www.mstworld.com


Page 4 of 4

Brands Indy
Circuit Length = 1.2262 miles.
Start: 11:05 End: 11:20

Issued - 11:24 Saturday, 06 September 2003

Michelin Porsche Club Championship

GRID - RACE 2

ROW 11	1:00.677 21 CREGO		
ROW 10		58.527 7 BERRY	58.737 8 BOTTERILL
ROW 9	57.388 30 OLIVER		58.204 99 JEFCOATE
ROW 8		57.128 33 WILLIAMS	57.357 90 ROGERS
ROW 7	56.167 73 CAMPBELL		56.554 26 WILLIAMS
ROW 6		56.128 36 SEGRUE	56.163 67 BENNETT
ROW 5	55.889 29 MCHUGH		56.039 47 JACKSON
ROW 4		55.381 13 WHITE	55.889 77 COOMBS
ROW 3	55.249 14 RAPP		55.356 23 LAMBERT
ROW 2		55.057 1 ROTHERWELL	55.106 6 SALMON
ROW 1	54.883 2 BROWN		54.885 15 BROSTER
POLE			
			

Weather/Track : Sunny/Dry

These times are provisional until the conclusion of any judicial and technical matters.

Brands Indy

Circuit Length = 1.2262 miles.

Start: 11:05 End: 11:20

Clerk of Course:

Stewards:

Timekeeper:

Michelin Porsche Club Championship

RACE CLASSIFICATION - RACE 2

POS	NO	CL	DRIVER	NAT	CAR	TIME	LAPS	GAP	MPH	BEST
1	14	2	Craig RAPP		Porsche GT3	30:06.597	32		78.22	55.224
2	67	1	Dave BENNETT		Porsche 911 Carrera	30:11.672	32	5.075	78.00	55.584
3	15	1	Colin BROSTER		Porsche 911 Carrera	30:20.805	32	14.208	77.61	55.627
4	13	1	Ian WHITE		Porsche 911 Carrera	30:20.833	32	14.236	77.61	55.152
5	23	2	Richard LAMBERT		Porsche 911 Carrera 3	30:21.061	32	14.464	77.60	55.634
6	73	1	Mark CAMPBELL		Porsche 911 RS	30:25.526	32	18.929	77.41	55.958
7	36	2	Tom SEGRUE		Porsche 944 S2	30:26.637	32	20.040	77.36	56.073
8	29	2	Tom McHUGH		Porsche 944 SZ	30:27.369	32	20.772	77.33	55.397
9	47	1	Wayne JACKSON		Porsche 968 CS	30:27.996	32	21.399	77.31	55.560
10	77	2	Paul COOMBS		Porsche 944 S2	30:28.903	32	22.306	77.27	55.791
11	26	2	Rob WILLIAMS		Porsche Carrera	30:33.934	32	27.337	77.06	56.226
12	33	3	John WILLIAMS		Porsche 911E	30:53.543	32	46.946	76.24	56.915
13	90	2	Mark ROGERS		Porsche 911 SC	30:14.462	31	1 LAP	75.45	57.382
14	30	3	Ian OLIVER		Porsche 911E	30:23.758	31	1 LAP	75.07	57.392
15	99	2	Stuart JEFCOATE		Porsche 911 Carrera 3	30:25.529	31	1 LAP	74.99	57.160
16	21	2	Alvaro CREGO		Porsche 944 S2	31:06.574	31	1 LAP	73.34	58.902
17	8	2	David BOTTERILL		Porsche 924 Carrera GT	30:38.379	30	2 LAPS	72.07	59.808

NOT CLASSIFIED

2	1	Tony BROWN		Porsche 968 CS	10:27.919	11	D.N.F.	77.43	55.344
6	1	Mike SALMON		Porsche 968 CS	9:29.947	10	D.N.F.	77.57	55.628
1	2	David ROTHERWELL		Porsche 911 SC	9:30.924	10	D.N.F.	77.43	55.765

FASTEST LAP

13	1	Ian WHITE		Porsche 911 Carrera	55.152	4	80.03mph	128.81kph
14	2	Craig RAPP		Porsche GT3	55.224	24	79.93mph	128.64kph
33	3	John WILLIAMS		Porsche 911E	56.915	5	77.56mph	124.82kph

Weather/Track : Sunny/Dry

These times are provisional until the conclusion of any judicial and technical matters.

Brands Indy

Circuit Length = 1.2262 miles.

Start: 13:11 End: 13:41

Clerk of Course:

Stewards:

Timekeeper:

Michelin Porsche Club Championship

RACE 2 - LAP CHART

Lap 1			Lap 2			Lap 3			Lap 4			Lap 5		
No	Behind	Laptime	No	Behind	Laptime	No	Behind	Laptime	No	Behind	Laptime	No	Behind	Laptime
15		1:03.392	15		56.791	15		56.299	15		56.336	15		56.743
6	0.321	1:03.713	6	0.506	56.976	6	0.351	56.144	6	0.153	56.138	6	0.176	56.766
1	0.845	1:04.237	1	1.343	57.289	1	0.858	55.814	2	0.940	56.202	2	0.795	56.598
23	1.639	1:05.031	2	2.029	56.770	2	1.074	55.344	1	1.483	56.961	1	1.311	56.571
2	2.050	1:05.442	23	2.792	57.944	23	2.503	56.010	14	2.154	55.909	14	1.758	56.347
14	2.338	1:05.730	14	2.915	57.368	14	2.581	55.965	23	2.953	56.786	23	2.164	55.954
26	3.366	1:06.758	26	3.871	57.296	13	4.756	56.165	13	3.572	55.152	13	2.790	55.961
77	3.564	1:06.956	77	3.905	57.132	26	4.938	57.366	26	5.539	56.937	67	5.319	56.394
36	4.029	1:07.421	36	4.659	57.421	67	5.841	56.609	67	5.668	56.163	26	6.020	57.224
67	4.544	1:07.936	13	4.890	56.502	36	6.391	58.031	36	6.910	56.855	36	6.559	56.392
73	4.750	1:08.142	67	5.531	57.778	73	6.813	57.371	73	7.372	56.895	73	7.489	56.860
13	5.179	1:08.571	73	5.741	57.782	47	7.680	57.548	47	7.851	56.507	47	7.981	56.873
47	5.464	1:08.856	47	6.431	57.758	33	8.276	57.462	29	9.182	57.094	29	8.370	55.931
33	5.820	1:09.212	33	7.113	58.084	29	8.424	57.192	33	10.066	58.126	33	10.238	56.915
29	6.108	1:09.500	29	7.531	58.214	90	10.975	58.361	90	13.881	59.242	90	15.442	58.304
90	7.028	1:10.420	90	8.913	58.676	77	16.696	1:09.090	77	17.123	56.763	77	16.825	56.445
21	12.465	1:15.857	8	17.205	1:01.465	8	21.732	1:00.826	30	23.716	58.321	30	25.141	58.168
8	12.531	1:15.923	21	17.248	1:01.574	30	21.731	1:00.137	99	25.225	58.978	99	26.118	57.636
30	16.173	1:19.565	30	17.893	58.511	99	22.583	1:00.092	8	26.459	1:01.063	21	29.098	59.361
99	17.261	1:20.653	99	18.790	58.320	21	23.328	1:02.379	21	26.480	59.488	8	31.044	1:01.328

Weather/Track : Sunny/Dry

www.mstworld.com

Page 1 of 7

Brands Indy
Circuit Length = 1.2262 miles.
Start: 13:11 End: 13:41

Issued - 13:44 Saturday, 06 September 2003

Michelin Porsche Club Championship

RACE 2 - LAP CHART

(contd.)

Lap 6			Lap 7			Lap 8			Lap 9			Lap 10		
No	Behind	Laptime	No	Behind	Laptime	No	Behind	Laptime	No	Behind	Laptime	No	Behind	Laptime
15		56.147	15		56.538	15		55.627	15		55.897	15		55.982
6	0.492	56.463	6	0.291	56.337	6	0.292	55.628	6	0.305	55.910	6	0.195	55.872
2	0.984	56.336	2	0.549	56.103	2	0.612	55.690	2	0.621	55.906	2	0.602	55.963
1	1.458	56.294	1	1.208	56.288	1	1.346	55.765	1	1.225	55.776	1	1.172	55.929
14	1.764	56.153	14	1.377	56.151	14	1.748	55.998	14	2.148	56.297	14	1.824	55.658
13	2.396	55.753	13	2.303	56.445	13	2.063	55.387	13	2.447	56.281	13	2.310	55.845
23	2.395	56.378	23	2.839	56.982	23	2.930	55.718	23	3.089	56.056	23	2.919	55.812
67	5.667	56.495	67	5.100	55.971	67	5.456	55.983	67	5.532	55.973	67	5.431	55.881
26	6.535	56.662	26	6.644	56.647	26	7.679	56.662	26	8.612	56.830	26	9.743	56.839
36	6.634	56.222	36	6.919	56.823	36	8.028	56.736	36	8.886	56.755	26	9.885	57.255
73	7.975	56.633	73	8.116	56.679	73	8.729	56.240	73	9.218	56.386	73	10.281	57.045
47	8.622	56.788	47	8.786	56.702	29	9.319	55.919	29	10.167	56.745	29	10.842	56.657
29	8.915	56.692	29	9.027	56.650	47	10.545	57.386	47	10.918	56.270	47	11.224	56.288
33	11.559	57.468	33	12.338	57.317	33	13.955	57.244	33	15.327	57.269	33	16.978	57.633
90	18.639	59.344	77	19.740	57.478	77	20.884	56.771	77	21.788	56.801	77	22.251	56.445
77	18.800	58.122	90	20.800	58.699	90	22.679	57.506	90	24.467	57.685	90	25.947	57.462
30	27.225	58.231	30	28.712	58.025	30	31.403	58.318	30	33.594	58.088	30	35.963	58.351
99	27.844	57.873	99	29.530	58.224	99	31.705	57.802	99	34.067	58.259	99	37.058	58.973
21	31.909	58.958	21	34.928	59.557	21	38.203	58.902	21	41.724	59.418	21	44.823	59.081
8	35.403	1:00.506	8	38.673	59.808	8	43.065	1:00.019	8	47.549	1:00.381	8	51.733	1:00.166

Weather/Track : Sunny/Dry

Brands Indy
Circuit Length = 1.2262 miles.
Start: 13:11 End: 13:41

Michelin Porsche Club Championship

RACE 2 - LAP CHART

(contd.)

Lap 11			Lap 12			Lap 13			Lap 14			Lap 15		
No	Behind	Laptime	No	Behind	Laptime	No	Behind	Laptime	No	Behind	Laptime	No	Behind	Laptime
2		57.565	13		55.681	13		55.643	13		55.398	13		55.439
14	0.588	56.931	14	1.231	58.377	14	0.903	55.315	14	1.002	55.497	14	1.164	55.601
13	2.053	57.910	23	2.522	55.979	8	1 LAP	1:00.598	23	2.903	55.634	23	3.450	55.986
67	3.963	56.699	67	3.533	57.304	23	2.667	55.788	67	3.965	55.634	67	4.404	55.878
23	4.277	59.525	15	5.927	56.833	67	3.729	55.839	15	6.844	55.744	15	7.640	56.235
15	6.828	1:04.995	36	7.449	56.385	15	6.498	56.214	8	1 LAP	1:01.307	36	11.194	56.847
36	8.798	57.222	73	9.855	57.453	36	8.541	56.735	36	9.786	56.643	8	1 LAP	1:00.696
26	10.120	58.402	26	9.860	57.474	73	11.292	57.080	73	11.964	56.070	73	12.483	55.958
73	10.136	58.022	29	10.435	57.579	26	11.392	57.175	26	13.236	57.242	47	14.505	56.168
29	10.590	57.915	47	10.965	57.753	47	12.043	56.721	47	13.776	57.131	26	15.240	57.443
47	10.946	57.889	33	17.358	57.970	29	12.372	57.580	29	14.077	57.103	29	15.384	56.746
33	17.122	58.311	77	18.827	56.049	33	19.065	57.350	77	19.932	56.267	77	20.325	55.832
77	20.512	56.428	90	25.690	58.147	77	19.063	55.879	33	21.296	57.629	33	22.858	57.001
90	25.277	57.497	30	36.039	57.950	90	28.346	58.299	90	30.559	57.611	90	33.143	58.023
30	35.823	58.027	99	36.598	58.091	30	38.403	58.007	30	40.802	57.797	30	42.755	57.392
99	36.241	57.350	21	47.455	59.370	99	39.143	58.188	99	41.605	57.860	99	43.891	57.725
21	45.819	59.163				21	50.916	59.104	21	54.895	59.377			
8	53.835	1:00.269												

Weather/Track : Sunny/Dry

Brands Indy
Circuit Length = 1.2262 miles.
Start: 13:11 End: 13:41

Michelin Porsche Club Championship

RACE 2 - LAP CHART

(contd.)

Lap 16			Lap 17			Lap 18			Lap 19			Lap 20		
No	Behind	Laptime	No	Behind	Laptime	No	Behind	Laptime	No	Behind	Laptime	No	Behind	Laptime
13		55.939	13		55.621	13		55.721	13		55.349	13		55.619
14	0.803	55.578	14	0.720	55.538	14	0.522	55.523	14	0.607	55.434	14	0.497	55.509
23	4.123	56.612	23	4.481	55.979	23	4.870	56.110	23	5.425	55.904	23	5.630	55.824
67	4.633	56.168	67	5.486	56.474	67	5.399	55.634	67	5.936	55.886	67	6.060	55.743
21	1 LAP	1:01.607	15	8.728	56.490	15	8.942	55.935	15	9.831	56.238	15	10.078	55.866
15	7.859	56.158	21	1 LAP	1:00.287	21	1 LAP	59.424	73	15.625	57.130	73	16.161	56.155
36	12.326	57.071	73	13.149	56.038	73	13.844	56.416	47	16.686	56.868	47	16.851	55.784
73	12.732	56.188	36	14.083	57.378	36	14.793	56.431	36	17.324	57.880	36	17.812	56.107
47	14.786	56.220	47	14.725	55.560	47	15.167	56.163	26	18.741	56.513	26	19.441	56.319
26	16.368	57.067	26	16.985	56.238	26	17.577	56.313	29	18.978	56.575	29	19.788	56.429
29	16.789	57.344	29	17.325	56.157	29	17.752	56.148	21	1 LAP	1:02.240	77	22.936	56.597
8	1 LAP	1:02.201	77	21.071	56.159	77	21.443	56.093	77	21.958	55.864	21	1 LAP	59.391
77	20.533	56.147	8	1 LAP	1:00.300	33	27.947	58.033	33	30.449	57.851	33	32.349	57.519
33	23.948	57.029	33	25.635	57.308	8	1 LAP	1:00.651	8	1 LAP	1:00.191	8	1 LAP	1:00.410
90	35.189	57.985	90	36.982	57.414	90	38.944	57.683	90	43.066	59.471	90	45.565	58.118
30	44.397	57.581	30	46.177	57.401	30	47.877	57.421	30	50.144	57.616	30	52.164	57.639
99	45.286	57.334	99	46.825	57.160	99	48.335	57.231	99	50.814	57.828	99	52.604	57.409

Weather/Track : Sunny/Dry

Brands Indy
Circuit Length = 1.2262 miles.
Start: 13:11 End: 13:41

Michelin Porsche Club Championship

RACE 2 - LAP CHART

(contd.)

Lap 21			Lap 22			Lap 23			Lap 24			Lap 25		
No	Behind	Laptime	No	Behind	Laptime	No	Behind	Laptime	No	Behind	Laptime	No	Behind	Laptime
13		55.642	13		55.506	13		55.912	13		55.947	14		56.556
14	0.873	56.018	99	1 LAP	59.077	14	1.094	56.099	14	0.371	55.224	23	5.179	56.128
23	5.697	55.709	14	0.907	55.540	30	1 LAP	59.833	23	5.978	56.114	67	5.962	56.719
67	6.002	55.584	23	5.897	55.706	99	1 LAP	59.422	30	1 LAP	58.231	30	1 LAP	58.811
15	10.393	55.957	67	6.262	55.766	23	5.811	55.826	67	6.170	55.884	99	1 LAP	58.091
73	16.755	56.236	15	11.763	56.876	67	6.233	55.883	99	1 LAP	59.209	15	12.661	57.033
47	17.614	56.405	73	17.798	56.549	15	11.959	56.108	15	12.555	56.543	13	14.834	1:11.761
36	18.599	56.429	47	18.916	56.808	73	19.054	57.168	73	19.861	56.754	73	20.103	57.169
29	20.745	56.599	36	19.480	56.387	36	19.802	56.234	36	19.928	56.073	36	20.153	57.152
26	20.796	56.997	29	20.636	55.397	47	20.052	57.048	47	20.344	56.239	47	20.669	57.252
77	23.085	55.791	26	21.896	56.606	29	20.232	55.508	29	20.594	56.309	29	20.892	57.225
21	1 LAP	59.359	77	23.562	55.983	26	22.210	56.226	26	22.797	56.534	26	22.508	56.638
33	34.341	57.634	21	1 LAP	59.001	77	23.600	55.950	77	23.787	56.134	77	22.830	55.970
8	1 LAP	1:00.451	33	36.102	57.267	21	1 LAP	59.392	21	1 LAP	59.109	33	40.310	58.384
90	47.897	57.974	8	1 LAP	1:00.343	33	37.670	57.480	33	38.853	57.130	21	1 LAP	59.405
30	55.369	58.847	90	49.882	57.491	8	1 LAP	59.904	90	53.841	57.643	90	54.296	57.382
						90	52.145	58.175	8	1 LAP	1:00.599			

Weather/Track : Sunny/Dry

Brands Indy
Circuit Length = 1.2262 miles.
Start: 13:11 End: 13:41

Michelin Porsche Club Championship

RACE 2 - LAP CHART

(contd.)

Lap 26			Lap 27			Lap 28			Lap 29			Lap 30		
No	Behind	Laptime	No	Behind	Laptime	No	Behind	Laptime	No	Behind	Laptime	No	Behind	Laptime
14		57.298	14		55.702	14		56.587	14		57.100	14		56.083
8	2 LAPS	1:00.854	23	4.014	55.724	90	1 LAP	58.572	90	1 LAP	57.784	23	3.728	57.177
23	3.992	56.111	67	4.894	55.834	23	3.759	56.332	23	2.634	55.975	90	1 LAP	59.214
67	4.762	56.098	8	2 LAPS	1:01.391	67	4.494	56.187	67	3.698	56.304	67	5.620	58.005
30	1 LAP	57.797	30	1 LAP	57.501	30	1 LAP	57.688	15	11.425	56.281	15	12.100	56.758
99	1 LAP	57.610	99	1 LAP	58.079	15	12.244	56.596	13	12.689	56.680	13	12.188	55.582
15	11.935	56.572	15	12.235	56.002	8	2 LAPS	1:00.746	30	1 LAP	58.502	30	1 LAP	57.918
13	13.658	56.122	13	13.942	55.986	99	1 LAP	58.345	99	1 LAP	59.287	99	1 LAP	58.092
73	19.491	56.686	73	20.205	56.416	13	13.109	55.754	8	2 LAPS	1:01.674	73	19.508	56.468
47	20.005	56.634	36	21.065	56.421	73	20.016	56.398	73	19.123	56.207	36	20.166	56.353
36	20.346	57.491	29	21.256	56.483	36	20.719	56.241	36	19.896	56.277	29	20.377	56.362
29	20.475	56.881	47	21.582	57.279	29	20.898	56.229	29	20.098	56.300	47	22.408	57.787
26	22.055	56.845	26	23.830	57.477	47	21.624	56.629	47	20.704	56.180	77	23.732	56.241
77	22.340	56.808	77	24.056	57.418	77	24.505	57.036	77	23.574	56.169	8	2 LAPS	1:02.879
33	40.342	57.330	33	42.400	57.760	26	24.515	57.272	26	25.997	58.582	26	26.411	56.497
21	1 LAP	59.189	21	1 LAP	59.061	33	43.475	57.662	33	44.234	57.859	33	45.600	57.449
90	55.287	58.289				21	1 LAP	59.206	21	1 LAP	59.375	21	1 LAP	59.184

Weather/Track : Sunny/Dry

Brands Indy
Circuit Length = 1.2262 miles.
Start: 13:11 End: 13:41

Michelin Porsche Club Championship

RACE 2 - LAP CHART

(contd.)

Lap 31			Lap 32			Lap 33			Lap 34			Lap 35		
No	Behind	Laptime	No	Behind	Laptime	No	Behind	Laptime	No	Behind	Laptime	No	Behind	Laptime
14		56.775	14		56.736									
67	5.286	56.441	67	5.075	56.525									
90	1 LAP	58.453	90	1 LAP	57.538									
23	9.154	1:02.201	15	14.208	57.696									
15	13.248	57.923	13	14.236	57.620									
13	13.352	57.939	23	14.464	1:02.046									
30	1 LAP	57.643	30	1 LAP	58.441									
99	1 LAP	57.746	73	18.929	56.396									
73	19.269	56.536	99	1 LAP	57.585									
36	19.969	56.578	36	20.040	56.807									
29	21.030	57.428	29	20.772	56.478									
47	21.679	56.046	47	21.399	56.456									
77	23.105	56.148	77	22.306	55.937									
26	27.040	57.404	26	27.337	57.033									
8	2 LAPS	1:00.216	8	2 LAPS	1:01.214									
33	46.445	57.620	33	46.946	57.237									
21	1 LAP	59.227	21	1 LAP	1:00.528									

Weather/Track : Sunny/Dry

www.mstworld.com

Page 7 of 7

Brands Indy
Circuit Length = 1.2262 miles.
Start: 13:11 End: 13:41

Issued - 13:44 Saturday, 06 September 2003

Uniroyal VW Team Challenge QUALIFYING - RACE 3

POS	NO	CL	DRIVER	CAR	TIME	LAPS	GAP	MPH
1	53		Plimmer/Fawcett	Honeywell Smartfit	58.800	28		75.07
2	99		Rose/Clough/Harris	JPR Motorsport 1	59.033	29	0.233	74.77
3	7		Dubois/Rosoux	Rain Tyre Ladies Team	59.099	36	0.299	74.69
4	46		Dubois/De Keijser/Dubois	Dubois Nithaco	59.130	37	0.330	74.65
5	111		Leach/Robson	PL Motorsport	59.224	19	0.424	74.53
6	106		Connell/Connell/Connell	Cuisine de France Spar	59.245	47	0.445	74.51
7	66		Demam/Meynart	Autre Concept Racing	59.270	40	0.470	74.47
8	14		Nava/Gressens	BG Racing - Quick	59.301	40	0.501	74.43
9	108		Zandler/Truman/Doble/Watt	TKZ Racing	59.531	48	0.731	74.15
10	92		Pascoe/Litchfield	Race Car.Com	59.592	48	0.792	74.07
11	4		Butterworth/Bailey	Uniroyal Racing with Sky TV	1:00.037	22	1.237	73.52
12	11		Butterworth/Howlison/Kuo/Bevan/Balajic	BB Racing	1:00.151	50	1.351	73.38
13	130		Blunn/Cohen/Kavanagh	SSJ Motorsport	1:00.187	47	1.387	73.34
14	49		De Keijser/De Keijser/Boonen	PRC Group	1:00.274	49	1.474	73.23
15	5		Marshall/Moffat/Gerety/Cleaver	Uniroyal Team Dealer	1:00.649	49	1.849	72.78
16	2		Adams/Gibbs/Bowker/Brickell/Adams	Darts Express	1:01.089	48	2.289	72.26
17	3		Skinner/Anslow/Alexander	Uniroyal Rainsport Team	1:01.345	39	2.545	71.95
18	107		Stenhouse/Snook/Millard	JPR Motorsport 3	1:01.884	49	3.084	71.33

Weather/Track : Sunny/Dry

These times are provisional until the conclusion of any judicial and technical matters.

Brands Indy

Circuit Length = 1.2262 miles.

Start: 10:00 End: 11:00

Clerk of Course:

Stewards:

Timekeeper:

Uniroyal VW Team Challenge QUALIFYING - LAP ANALYSIS

2	Adams/Gibbs/Bowker/Brickell/Adams				Auto Express
1 - 1:16.082	11 - 1:19.005	21 - 1:05.152	31 - 1:06.443	41 - 1:05.854	
2 - 1:01.368	12 - 1:05.575	22 - 1:04.458	32 - 1:08.171	42 - 1:04.609	
3 - 1:01.089	13 - 1:04.647	23 - 1:06.019	33 - 1:06.111	43 - 2:01.390P	
4 - 1:01.176	14 - 1:05.164	24 - 1:04.073	34 - 1:07.263	44 - 1:11.677	
5 - 1:01.744	15 - 1:03.850	25 - 1:02.923	35 - 2:20.400P	45 - 1:02.003	
6 - 1:01.334	16 - 1:04.303	26 - 1:03.198	36 - 1:25.200	46 - 1:01.928	
7 - 1:01.352	17 - 1:03.502	27 - 1:55.583P	37 - 1:06.983	47 - 1:06.811	
8 - 1:01.489	18 - 1:57.778P	28 - 1:27.515	38 - 1:04.925	48 - 1:01.969	
9 - 1:01.708	19 - 1:21.851	29 - 1:08.890	39 - 1:03.817		
10 - 1:51.022P	20 - 1:04.433	30 - 1:07.301	40 - 1:03.942		
3	Skinner/Anslow/Alexander				Uniroyal Rainsport Team
1 - 1:14.040	11 - 1:02.801	21 - 1:03.289	31 - 1:03.548		
2 - 2:41.980P	12 - 1:02.512	22 - 3:55.493P	32 - 1:03.123		
3 - 1:10.689	13 - 1:03.033	23 - 1:33.024	33 - 1:03.288		
4 - 1:01.345	14 - 1:03.016	24 - 1:04.477	34 - 1:03.462		
5 - 1:03.746	15 - 1:02.656	25 - 1:03.887	35 - 1:03.416		
6 - 2:34.202P	16 - 1:03.058	26 - 1:04.135	36 - 1:03.301		
7 - 1:21.030	17 - 1:03.617	27 - 1:04.750	37 - 1:02.956		
8 - 1:03.846	18 - 1:03.175	28 - 1:04.111	38 - 1:02.984		
9 - 1:04.234	19 - 1:02.337	29 - 1:04.408	39 - 1:03.060		
10 - 1:03.108	20 - 1:02.251	30 - 1:03.451			
4	Butterworth/Bailey				Uniroyal Racing with Sky TV
1 - 6:20.610	6 - 1:00.142	11 - 1:04.415	16 - 1:04.769	21 - 1:04.856	
2 - 1:00.750	7 - 1:00.037	12 - 1:04.937	17 - 1:04.923	22 - 1:05.625	
3 - 1:00.206	8 - X:00.000P	13 - 1:05.480	18 - 1:05.465		
4 - 1:00.162	9 - 1:18.626	14 - 1:04.802	19 - 1:06.371		
5 - 1:00.586	10 - 1:08.451	15 - 1:05.459	20 - 1:05.891		
5	Marshall/Moffat/Gerety/Cleaver				Uniroyal Team Dealer
1 - 1:26.234	11 - 1:00.681	21 - 1:02.107	31 - 1:25.835	41 - 1:12.116	
2 - 1:01.964	12 - 1:00.808	22 - 1:01.285	32 - 1:04.188	42 - 1:11.441	
3 - 1:01.775	13 - 2:29.451P	23 - 1:00.649	33 - 1:06.637	43 - 1:11.739	
4 - 1:01.852	14 - 1:23.809	24 - 1:02.434	34 - 1:03.302	44 - 1:09.452	
5 - 1:04.442	15 - 1:03.839	25 - 2:41.230P	35 - 1:03.154	45 - 1:08.847	
6 - 1:02.670	16 - 1:04.044	26 - 1:31.234	36 - 1:03.318	46 - 1:08.174	
7 - 1:02.804	17 - 1:01.484	27 - 1:06.185	37 - 2:44.285P	47 - 1:08.259	
8 - 1:02.259	18 - 1:01.941	28 - 1:04.703	38 - 1:47.876	48 - 1:07.290	
9 - 1:01.163	19 - 1:01.409	29 - 1:02.831	39 - 1:13.187	49 - 1:07.590	
10 - 1:00.953	20 - 1:01.200	30 - 1:02.094	40 - 1:12.839		

Weather/Track : Sunny/Dry

Brands Indy
Circuit Length = 1.2262 miles.
Start: 10:00 End: 11:00

Uniroyal VW Team Challenge

QUALIFYING - LAP ANALYSIS

(contd.)

7	Dubois/Rosoux	Rain Tyre Ladies Team							
1 - 1:34.057	11 - 1:10.968	21 - 59.662	31 - 1:13.304						
2 - 1:00.106	12 - 59.648	22 - 1:00.651	32 - 1:00.086						
3 - 59.450	13 - 59.653	23 - 1:00.120	33 - 59.419						
4 - 59.599	14 - 59.968	24 - 59.497	34 - 59.226						
5 - 1:01.931	15 - 59.397	25 - 1:01.689	35 - 1:00.665						
6 - 1:02.920	16 - 59.661	26 - 1:00.713	36 - 59.099						
7 - 1:02.284	17 - 2:12.476P	27 - 59.817							
8 - 1:01.890	18 - 1:08.764	28 - 1:02.093							
9 - 1:00.156	19 - 59.484	29 - 59.532							
10 - 8:25.623P	20 - 1:00.423	30 - 2:40.995P							
11	Butterworth/Howlison/Kuo/Bevan/Barnett	Beetlejuice Racing							
1 - 1:24.026	11 - 1:03.244	21 - 1:02.299	31 - 1:01.855	41 - 2:14.649P					
2 - 1:02.002	12 - 1:02.882	22 - 1:03.155	32 - 1:01.364	42 - 1:10.638					
3 - 1:00.986	13 - 1:02.784	23 - 1:01.619	33 - 1:01.766	43 - 1:00.969					
4 - 1:01.318	14 - 1:02.291	24 - 1:01.726	34 - 2:07.425P	44 - 1:02.267					
5 - 1:01.027	15 - 3:01.597P	25 - 1:01.110	35 - 1:09.046	45 - 1:00.855					
6 - 1:01.924	16 - 1:18.092	26 - 2:13.588P	36 - 1:01.077	46 - 1:00.740					
7 - 2:52.559P	17 - 1:05.571	27 - 1:25.722	37 - 1:00.330	47 - 1:01.571					
8 - 1:11.625	18 - 1:04.180	28 - 1:02.885	38 - 1:00.447	48 - 1:01.524					
9 - 1:04.376	19 - 1:04.791	29 - 1:01.929	39 - 1:01.397	49 - 1:01.518					
10 - 1:03.500	20 - 1:02.526	30 - 1:01.445	40 - 1:00.151	50 - 1:01.119					
14	Nava/Gressens	BG Racing - Quick							
1 - 1:28.309	11 - 1:01.008	21 - 1:00.165	31 - 1:00.521						
2 - 1:01.722	12 - 1:00.328	22 - 59.617	32 - 1:00.348						
3 - 1:00.457	13 - 59.669	23 - 59.301	33 - 1:00.231						
4 - 1:00.883	14 - 1:00.931	24 - 59.841	34 - 6:03.255P						
5 - 1:00.464	15 - 1:00.438	25 - 59.848	35 - 1:12.118						
6 - 1:00.246	16 - 59.523	26 - 59.447	36 - 1:00.204						
7 - 1:02.777	17 - 59.691	27 - 3:57.790P	37 - 1:00.022						
8 - 1:06.476	18 - 59.572	28 - 1:10.446	38 - 1:00.019						
9 - 3:46.977P	19 - 9:34.203P	29 - 59.969	39 - 59.634						
10 - 1:15.318	20 - 1:05.782	30 - 1:00.249	40 - 1:01.409						
46	Dubois/De Keijser/Dubois	Dubois Nithaco							
1 - 1:34.117	11 - 1:01.239	21 - 1:00.036	31 - 1:00.473						
2 - 1:01.019	12 - 1:00.408	22 - 59.844	32 - 1:00.321						
3 - 1:04.663	13 - 1:00.378	23 - 59.666	33 - 3:12.184P						
4 - 1:00.977	14 - 3:34.355P	24 - 59.585	34 - 1:10.292						
5 - 1:01.652	15 - 1:14.555	25 - 59.468	35 - 59.130						
6 - 1:00.950	16 - 1:00.072	26 - 5:50.767P	36 - 1:00.988						
7 - 6:42.982P	17 - 59.701	27 - 1:13.708	37 - 59.697						
8 - 1:17.324	18 - 5:16.052P	28 - 1:00.659							
9 - 1:00.455	19 - 1:17.493	29 - 1:00.313							
10 - 1:00.084	20 - 59.673	30 - 1:00.499							

Weather/Track : Sunny/Dry

Brands Indy
Circuit Length = 1.2262 miles.
Start: 10:00 End: 11:00

Uniroyal VW Team Challenge

QUALIFYING - LAP ANALYSIS

(contd.)

49		De Keijser/De Keijser/Boonen				PRC Group			
1 -	3:54.933	11 -	1:10.836	21 -	1:01.636	31 -	1:01.111	41 -	1:00.602
2 -	1:04.559	12 -	1:03.897	22 -	1:01.569	32 -	1:00.443	42 -	1:00.525
3 -	1:04.275	13 -	1:01.719	23 -	1:02.112	33 -	1:00.827	43 -	1:00.806
4 -	1:05.774	14 -	1:02.663	24 -	1:01.262	34 -	1:01.263	44 -	1:00.888
5 -	1:00.941	15 -	1:01.744	25 -	3:18.140P	35 -	1:01.635	45 -	1:00.658
6 -	1:00.878	16 -	1:01.905	26 -	1:20.947	36 -	1:01.889	46 -	1:00.837
7 -	1:00.955	17 -	1:02.566	27 -	1:02.076	37 -	1:00.486	47 -	1:00.274
8 -	1:00.457	18 -	1:01.626	28 -	1:01.492	38 -	1:00.698	48 -	1:00.714
9 -	4:21.446P	19 -	1:01.787	29 -	1:01.495	39 -	1:00.556	49 -	1:01.615
10 -	2:30.000P	20 -	1:01.775	30 -	1:00.791	40 -	1:01.026		

53		Plimmer/Fawcett				Honeywell Smartfit					
1 -	1:41.789	6 -	1:00.136	11 -	59.270	16 -	59.527	21 -	58.800	26 -	X:00.000P
2 -	1:04.737	7 -	59.653	12 -	2:27.682P	17 -	59.731	22 -	59.039	27 -	1:10.569
3 -	1:08.789	8 -	1:02.148	13 -	1:12.279	18 -	59.052	23 -	1:55.873P	28 -	1:00.186
4 -	1:14.383	9 -	1:03.336	14 -	59.730	19 -	59.199	24 -	1:57.538P		
5 -	1:07.958	10 -	1:01.210	15 -	59.379	20 -	59.097	25 -	1:58.638P		

66		Deman/Meynart				Autre Concept Racing					
1 -	1:37.460	11 -	1:00.350	21 -	3:55.873P	31 -	7:35.836P				
2 -	59.353	12 -	1:00.548	22 -	1:15.798	32 -	1:05.998				
3 -	1:00.061	13 -	1:00.245	23 -	1:01.501	33 -	59.869				
4 -	59.270	14 -	2:41.433P	24 -	59.496	34 -	1:00.047				
5 -	59.976	15 -	1:09.421	25 -	1:00.681	35 -	59.799				
6 -	1:02.168	16 -	1:00.268	26 -	1:00.798	36 -	59.622				
7 -	1:01.494	17 -	1:00.380	27 -	59.798	37 -	59.953				
8 -	1:01.159	18 -	1:00.132	28 -	1:02.484	38 -	5:20.602P				
9 -	4:28.169P	19 -	1:00.122	29 -	1:00.035	39 -	1:13.682				
10 -	1:24.016	20 -	1:00.366	30 -	59.583	40 -	59.550				

92		Pascoe/Litchfield				Race Car.Com			
1 -	1:32.590	11 -	1:00.270	21 -	1:01.787	31 -	1:00.118	41 -	1:00.494
2 -	1:00.369	12 -	59.867	22 -	1:00.628	32 -	1:00.495	42 -	1:00.061
3 -	59.883	13 -	1:00.718	23 -	1:00.050	33 -	1:01.014	43 -	1:01.140
4 -	59.592	14 -	1:00.030	24 -	1:00.443	34 -	5:11.304P	44 -	1:00.592
5 -	1:02.392	15 -	2:42.258P	25 -	3:03.563P	35 -	1:15.750	45 -	1:00.541
6 -	1:00.585	16 -	1:13.895	26 -	1:24.380	36 -	1:00.683	46 -	1:01.007
7 -	59.668	17 -	1:01.934	27 -	1:00.173	37 -	1:00.739	47 -	2:55.788P
8 -	1:00.028	18 -	1:01.455	28 -	1:02.039	38 -	1:00.320	48 -	1:15.948
9 -	59.806	19 -	1:01.426	29 -	1:00.526	39 -	1:00.632		
10 -	1:00.319	20 -	1:00.508	30 -	1:00.296	40 -	1:00.602		

Weather/Track : Sunny/Dry

Brands Indy
Circuit Length = 1.2262 miles.
Start: 10:00 End: 11:00

Uniroyal VW Team Challenge

QUALIFYING - LAP ANALYSIS

(contd.)

99	Rose/Clough/Harris				JPR Motorsport 1						
1 -	1:12.495	6 -	1:00.500	11 -	5:06.796P	16 -	59.590	21 -	59.996	26 -	59.449
2 -	1:00.212	7 -	3:56.133P	12 -	1:13.068	17 -	X:00.000P	22 -	59.603	27 -	59.033
3 -	59.796	8 -	1:11.461	13 -	1:00.746	18 -	1:10.839	23 -	7:11.104P	28 -	59.172
4 -	59.722	9 -	59.383	14 -	59.466	19 -	59.629	24 -	1:06.320	29 -	59.586
5 -	59.771	10 -	59.387	15 -	59.607	20 -	59.186	25 -	59.226		
106	Connell/Connell/Connell				Cuisine de France Spar						
1 -	1:22.400	11 -	1:08.689	21 -	1:01.568	31 -	1:00.428	41 -	59.985		
2 -	1:00.730	12 -	1:02.929	22 -	1:00.932	32 -	59.794	42 -	2:55.806P		
3 -	1:00.341	13 -	1:00.372	23 -	1:00.883	33 -	59.245	43 -	1:12.911		
4 -	59.951	14 -	1:01.243	24 -	1:01.996	34 -	2:35.083P	44 -	1:00.236		
5 -	1:00.064	15 -	1:25.867	25 -	1:00.331	35 -	1:15.581	45 -	1:00.350		
6 -	2:22.290P	16 -	1:00.131	26 -	1:01.467	36 -	1:00.593	46 -	1:00.919		
7 -	1:19.517	17 -	1:00.020	27 -	4:58.656P	37 -	1:06.362	47 -	1:00.134		
8 -	1:01.408	18 -	3:02.772P	28 -	1:11.192	38 -	1:00.029				
9 -	1:00.330	19 -	1:16.316	29 -	1:00.078	39 -	59.958				
10 -	1:00.381	20 -	1:02.206	30 -	59.605	40 -	59.695				
107	Stenhouse/Snook/Millard				JPR Motorsport 3						
1 -	1:46.799	11 -	1:27.440	21 -	1:15.494	31 -	1:12.134	41 -	1:02.846		
2 -	1:06.088	12 -	1:04.957	22 -	1:02.673	32 -	1:03.261	42 -	1:02.707		
3 -	1:04.431	13 -	1:03.797	23 -	1:02.583	33 -	1:01.912	43 -	2:23.659P		
4 -	1:05.910	14 -	1:06.220	24 -	1:02.555	34 -	2:06.282P	44 -	1:15.797		
5 -	1:03.770	15 -	1:03.456	25 -	1:04.682	35 -	1:20.878	45 -	1:01.974		
6 -	1:04.805	16 -	1:03.064	26 -	1:03.634	36 -	1:03.465	46 -	1:03.162		
7 -	1:03.876	17 -	1:03.496	27 -	1:03.147	37 -	1:04.364	47 -	1:01.945		
8 -	1:03.665	18 -	1:03.304	28 -	1:03.893	38 -	1:01.884	48 -	1:02.450		
9 -	1:05.724	19 -	1:03.263	29 -	1:02.650	39 -	1:03.335	49 -	1:03.395		
10 -	2:39.138P	20 -	2:39.315P	30 -	2:22.195P	40 -	1:03.135				
108	Zandler/Truman/Doble/Watt				TKZ Racing						
1 -	1:21.962	11 -	1:01.498	21 -	1:00.111	31 -	1:05.600	41 -	3:04.345P		
2 -	1:04.535	12 -	1:01.743	22 -	1:00.070	32 -	1:03.603	42 -	1:20.656		
3 -	1:02.249	13 -	1:01.707	23 -	59.781	33 -	1:02.517	43 -	1:01.054		
4 -	1:02.269	14 -	1:02.214	24 -	1:01.885	34 -	1:01.458	44 -	1:01.941		
5 -	1:03.395	15 -	3:40.437P	25 -	1:00.033	35 -	1:01.289	45 -	1:02.028		
6 -	1:03.483	16 -	1:22.309	26 -	1:00.729	36 -	1:01.057	46 -	1:02.461		
7 -	1:01.713	17 -	1:11.504	27 -	59.531	37 -	1:00.605	47 -	1:02.330		
8 -	2:52.833P	18 -	1:01.047	28 -	1:02.066	38 -	1:00.380	48 -	1:02.095		
9 -	1:18.009	19 -	1:00.740	29 -	4:07.449P	39 -	1:00.226				
10 -	1:02.153	20 -	1:00.318	30 -	1:11.801	40 -	1:00.515				

Weather/Track : Sunny/Dry

Brands Indy
Circuit Length = 1.2262 miles.
Start: 10:00 End: 11:00

Uniroyal VW Team Challenge QUALIFYING - LAP ANALYSIS

(contd.)

111	Leach/Robson	PL Motorsport			
1 - 1:13.391	6 - 1:02.039	11 - 2:20.900P	16 - 59.343		
2 - 1:00.946	7 - 1:00.400	12 - 1:13.547	17 - 2:23.847P		
3 - 1:02.770	8 - 1:00.917	13 - 1:00.331	18 - 1:16.066		
4 - 2:40.445P	9 - 1:00.890	14 - 59.224	19 - 1:00.570		
5 - 1:11.710	10 - 1:00.538	15 - 59.841			
130	Blunn/Cohen/Kavanagh	SSJ Motorsport			
1 - 1:25.252	11 - 1:01.469	21 - 1:01.308	31 - 6:45.733P	41 - 1:01.138	
2 - 1:01.765	12 - 1:01.259	22 - 1:01.269	32 - 1:10.913	42 - 1:00.483	
3 - 1:01.930	13 - 4:10.397P	23 - 1:02.714	33 - 1:01.928	43 - 1:00.304	
4 - 1:02.265	14 - 1:21.264	24 - 1:01.413	34 - 1:00.408	44 - 1:01.223	
5 - 1:03.353	15 - 1:02.757	25 - 2:43.098P	35 - 1:00.433	45 - 1:00.787	
6 - 1:03.338	16 - 1:01.951	26 - 1:12.078	36 - 1:02.794	46 - 1:00.448	
7 - 1:01.334	17 - 1:02.241	27 - 1:02.980	37 - 1:00.270	47 - 1:01.643	
8 - 1:03.477	18 - 1:01.783	28 - 1:12.140	38 - 1:00.308		
9 - 1:01.152	19 - 1:01.416	29 - 1:41.767P	39 - 1:01.220		
10 - 1:00.851	20 - 1:01.525	30 - 1:08.168	40 - 1:00.187		

Weather/Track : Sunny/Dry

www.mstworld.com


Page 5 of 5

Brands Indy
Circuit Length = 1.2262 miles.
Start: 10:00 End: 11:00

Issued - 11:02 Saturday, 06 September 2003

Uniroyal VW Team Challenge

GRID - RACE 3

ROW 9	92 Pascoe/Litchfield	106 Connell/Connell/Connell
ROW 8	107 Stenhouse/Snook/Millard	99 Rose/Clough/Harris
ROW 7	130 Blunn/Cohen/Kavanagh	5 Marshall/Moffat/Gerety/Cleaver
ROW 6	108 Zandler/Truman/Doble/Watt	11 Butterworth/Howlison/Kuo/Bevan/Barrjett
ROW 5	14 Nava/Gressens	111 Leach/Robson
ROW 4	3 Stringer/Anslow/Alexander	2 Adams/Gibbs/Bowker/Brickell/Adams
ROW 3	7 Dubois/Rosoux	53 Plimmer/Fawcett
ROW 2	4 Butterworth/Bailey	46 Dubois/De Keijser/Dubois
ROW 1	49 De Keijser/De Keijser/Boonen	66 Deman/Meynart
	POLE	
		

Weather/Track : Sunny/Dry
These times are provisional until the conclusion of any judicial and technical matters.

Brands Hatch
 Circuit Length = 1.2262 miles.
 Start: 10:00 End: 11:00

Clerk of Course:	Stewards:	Timekeeper:

Uniroyal VW Team Challenge 30 minute Bulletin - RACE 3

POS	NO	CL	DRIVER	CAR	TIME	LAPS	GAP	MPH	BEST
1	66		Demam/Meynart	Autre Concept Racing	30:34.864	27		64.99	59.210
2	108		Zandler/Truman/Doble/Watt	TKZ Racing	30:35.058	27	0.194	64.98	58.749
3	46		Dubois/De Keijser/Dubois	Dubois Nithaco	30:35.845	27	0.981	64.95	58.956
4	99		Rose/Clough/Harris	JPR Motorsport 1	30:36.173	27	1.309	64.94	58.850
5	7		Dubois/Rosoux	Rain Tyre Ladies Team	30:37.217	27	2.353	64.91	58.686
6	14		Nava/Gressens	BG Racing - Quick	30:37.530	27	2.666	64.89	58.763
7	92		Pascoe/Litchfield	Race Car.Com	30:38.980	27	4.116	64.84	59.208
8	53		Plimmer/Fawcett	Honeywell Smartfit	30:39.636	27	4.772	64.82	59.084
9	49		De Keijser/De Keijser/Boonen	PRC Group	30:40.984	27	6.120	64.77	59.168
10	106		Connell/Connell/Connell	Cuisine de France Spar	30:44.201	27	9.337	64.66	59.397
11	3		Skinner/Anslow/Alexander	Uniroyal Rainsport Team	30:44.493	27	9.629	64.65	59.242
12	4		Butterworth/Bailey	Uniroyal Racing with Sky TV	30:46.479	27	11.615	64.58	1:00.096
13	11		Butterworth/Howlison/Kuo/Bevan/Balajic	BB Race Racing	30:51.249	27	16.385	64.41	59.981
14	2		Adams/Gibbs/Bowker/Brickell/Adams	PL Express	30:52.838	27	17.974	64.36	1:00.313
15	107		Stenhouse/Snook/Millard	JPR Motorsport 3	31:01.300	27	26.436	64.07	1:02.026
16	5		Marshall/Moffat/Gerety/Cleaver	Uniroyal Team Dealer	31:17.558	20	7 LAPS	47.05	1:01.324
17	111		Leach/Robson	PL Motorsport	19:48.548	17	10 LAPS	63.19	59.036
18	130		Blunn/Cohen/Kavanagh	SSJ Motorsport	2:13.923	2	25 LAPS	66.42	1:01.595

FASTEST LAP

7	Dubois/Rosoux	Rain Tyre Ladies Team	58.686	12	75.21mph	121.05kph
---	----------------------	-----------------------	--------	----	----------	-----------

Weather/Track : Bright/Dry

These times are provisional until the conclusion of any judicial and technical matters.

Brands Indy

Circuit Length = 1.2262 miles.

Start: 13:55 End: 17:55

Clerk of Course:

Stewards:

Timekeeper:

Uniroyal VW Team Challenge

1 Hour Bulletin - RACE 3

POS	NO	CL	DRIVER	CAR	TIME	LAPS	GAP	MPH	BEST
1	53		Plimmer/Fawcett	Honeywell Smartfit	1:00:08.159	56		68.53	59.012
2	14		Nava/Gressens	BG Racing - Quick	1:00:23.556	56	15.397	68.23	58.763
3	46		Dubois/De Keijser/Dubois	Dubois Nithaco	1:00:38.253	56	30.094	67.96	58.956
4	66		Demam/Meynart	Autre Concept Racing	1:00:41.077	56	32.918	67.91	59.210
5	92		Pascoe/Litchfield	Race Car.Com	1:00:43.141	56	34.982	67.87	59.142
6	7		Dubois/Rosoux	Rain Tyre Ladies Team	1:00:43.666	56	35.507	67.86	58.686
7	99		Rose/Clough/Harris	JPR Motorsport 1	1:00:55.475	56	47.316	67.64	58.850
8	49		De Keijser/De Keijser/Boonen	PRC Group	1:00:22.337	55	1 LAP	67.04	59.168
9	108		Zandler/Truman/Doble/Watt	TKZ Racing	1:00:22.567	55	1 LAP	67.04	58.749
10	11		Butte/th/How/son/Kuo/Bevan/Barnes	Buttejuice Racing	1:00:57.293	55	1 LAP	66.40	59.883
11	2		Adams/Gibbs/Bow/er/Bric//Adams	Auto Express	1:00:11.507	54	2 LAPS	66.02	1:00.313
12	106		Connell/Connell/Connell	Cuisine de France Spar	1:00:10.959	53	3 LAPS	64.81	59.397
13	107		Stenhouse/Snook/Millard	JPR Motorsport 3	1:00:12.853	53	3 LAPS	64.77	1:01.267
14	3		Skinner/Anslow/Alexander	Uniroyal Rainsport Team	1:00:10.164	52	4 LAPS	63.60	59.242
15	5		Marshall/Moffat/Gerety/Cleaver	Uniroyal Team Dealer	1:00:07.305	46	10 LAPS	56.31	1:00.660
16	4		Butterworth/Bailey	Uniroyal Racing with Sky TV	39:55.780	36	20 LAPS	66.36	59.967
17	111		Leach/Robson	PL Motorsport	19:48.548	17	39 LAPS	63.19	59.036
18	130		Blunn/Cohen/Kavanagh	SSJ Motorsport	2:13.923	2	54 LAPS	66.42	1:01.595

FASTEST LAP

7	Dubois/Rosoux	Rain Tyre Ladies Team	58.686	12	75.21mph	121.05kph
---	---------------	-----------------------	--------	----	----------	-----------

Weather/Track : Bright/Dry

These times are provisional until the conclusion of any judicial and technical matters.

Brands Indy

Circuit Length = 1.2262 miles.

Start: 13:55 End: 17:55

Clerk of Course:

Stewards:

Timekeeper:

Uniroyal VW Team Challenge 2 Hour Bulletin - RACE 3

POS	NO	CL	DRIVER	CAR	TIME	LAPS	GAP	MPH	BEST
1	53		Plimmer/Fawcett	Honeywell Smartfit	2:00:51.574	116		70.62	58.910
2	46		Dubois/De Keijser/Dubois	Dubois Nithaco	2:01:05.477	116	13.903	70.48	58.956
3	14		Nava/Gressens	BG Racing - Quick	2:01:05.699	116	14.125	70.48	58.763
4	66		Demam/Meynart	Autre Concept Racing	2:01:23.606	116	32.032	70.31	58.892
5	7		Dubois/Rosoux	Rain Tyre Ladies Team	2:01:36.467	116	44.893	70.18	58.686
6	99		Rose/Clough/Harris	JPR Motorsport 1	2:01:45.049	116	53.475	70.10	58.850
7	92		Pascoe/Litchfield	Race Car.Com	2:01:50.037	116	58.463	70.05	59.142
8	49		De Keijser/De Keijser/Boonen	PRC Group	2:01:01.878	113	3 LAPS	68.69	59.168
9	108		Zandler/Truman/Doble/Watt	TKZ Racing	2:01:24.246	113	3 LAPS	68.48	58.749
10	106		Connell/Connell/Connell	Cuisine de France Spar	2:01:35.876	113	3 LAPS	68.37	58.977
11	11		Butte/th/How/son/Kuo/Bevan/Barnes	Buttlejuice Racing	2:00:13.473	112	4 LAPS	68.54	59.830
12	2		Adams/Gibbs/Bow/er/Bric//Adams	Auto Express	2:01:08.297	111	5 LAPS	67.42	1:00.313
13	107		Stenhouse/Snook/Millard	JPR Motorsport 3	2:01:01.215	110	6 LAPS	66.88	1:01.267
14	3		Skinner/Anslow/Alexander	Uniroyal Rainsport Team	2:01:10.549	108	8 LAPS	65.58	59.242
15	5		Marshall/Moffat/Gerety/Cleaver	Uniroyal Team Dealer	1:59:58.306	100	16 LAPS	61.33	1:00.465
16	4		Butterworth/Bailey	Uniroyal Racing with Sky TV	1:40:16.334	59	57 LAPS	43.30	59.967
17	130		Blunn/Cohen/Kavanagh	SSJ Motorsport	2:00:25.752	40	76 LAPS	24.44	1:00.778
18	111		Leach/Robson	PL Motorsport	19:48.548	17	99 LAPS	63.19	59.036

FASTEST LAP

7	Dubois/Rosoux	Rain Tyre Ladies Team	58.686	12	75.21mph	121.05kph
---	---------------	-----------------------	--------	----	----------	-----------

Weather/Track : Bright/Dry

These times are provisional until the conclusion of any judicial and technical matters.

Brands Indy

Circuit Length = 1.2262 miles.

Start: 13:55 End: 15:55

Clerk of Course:

Stewards:

Timekeeper:

Uniroyal VW Team Challenge 3 Hour Bulletin - RACE 3

POS	NO	CL	DRIVER	CAR	TIME	LAPS	GAP	MPH	BEST
1	14		Nava/Gressens	BG Racing - Quick	3:01:20.303	174		70.60	58.730
2	46		Dubois/De Keijser/Dubois	Dubois Nithaco	3:01:22.651	174	2.348	70.58	58.956
3	53		Plimmer/Fawcett	Honeywell Smartfit	3:00:42.761	173	1 LAP	70.43	58.910
4	7		Dubois/Rosoux	Rain Tyre Ladies Team	3:01:05.429	173	1 LAP	70.29	58.686
5	92		Pascoe/Litchfield	Race Car.Com	3:00:58.256	172	2 LAPS	69.93	59.142
6	66		Demam/Meynart	Autre Concept Racing	3:01:01.315	172	2 LAPS	69.91	58.892
7	106		Connell/Connell/Connell	Cuisine de France Spar	3:00:58.667	169	5 LAPS	68.70	58.977
8	49		De Keijser/De Keijser/Boonen	PRC Group	3:00:53.224	168	6 LAPS	68.33	59.168
9	11		Butte/th/How/son/Kuo/Bevan/Barnes	Buttejuice Racing	3:01:08.899	168	6 LAPS	68.23	59.830
10	108		Zandler/Truman/Doble/Watt	TKZ Racing	3:01:32.071	168	6 LAPS	68.09	58.749
11	99		Rose/Clough/Harris	JPR Motorsport 1	3:01:06.214	166	8 LAPS	67.44	58.850
12	3		Skinner/Anslow/Alexander	Uniroyal Rainsport Team	3:01:32.014	163	11 LAPS	66.06	59.242
13	2		Adams/Gibbs/Bow/er/Bric//Adams	Auto Express	3:01:04.983	162	12 LAPS	65.82	1:00.313
14	107		Stenhouse/Snook/Millard	JPR Motorsport 3	3:00:57.679	158	16 LAPS	64.24	1:01.267
15	5		Marshall/Moffat/Gerety/Cleaver	Uniroyal Team Dealer	3:01:49.066	146	28 LAPS	59.08	1:00.465
16	130		Blunn/Cohen/Kavanagh	SSJ Motorsport	3:00:55.927	86	88 LAPS	34.97	59.751
17	4		Butterworth/Bailey	Uniroyal Racing with Sky TV	2:42:36.235	83	91 LAPS	37.56	59.967
18	111		Leach/Robson	PL Motorsport	19:48.548	17	157 LAPS	63.19	59.036

FASTEST LAP

7	Dubois/Rosoux	Rain Tyre Ladies Team	58.686	12	75.21mph	121.05kph
---	---------------	-----------------------	--------	----	----------	-----------

Weather/Track : Bright/Dry

These times are provisional until the conclusion of any judicial and technical matters.

Brands Indy

Circuit Length = 1.2262 miles.

Start: 13:55 End: 15:55

Clerk of Course:	Stewards:	Timekeeper:
------------------	-----------	-------------

Uniroyal VW Team Challenge RACE CLASSIFICATION - RACE 3

POS	NO	CL	DRIVER	CAR	TIME	LAPS	GAP	MPH	BEST
1	14		Nava/Gressens	BG Racing - Quick	4:00:20.458	232		71.02	58.719
2	53		Plimmer/Fawcett	Honeywell Smartfit	4:00:30.021	232	9.563	70.97	58.505
3	46		Dubois/De Keijser/Dubois	Dubois Nithaco	4:00:33.944	232	13.486	70.95	58.948
4	7		Dubois/Rosoux	Rain Tyre Ladies Team	4:00:57.442	232	36.984	70.84	58.686
5	66		Demian/Meynart	Autre Concept Racing	4:00:47.587	231	1 LAP	70.58	58.892
6	92		Pascoe/Litchfield	Race Car.Com	3:58:02.709	228	4 LAPS	70.47	59.142
7	106		Connell/Connell/Connell	Cuisine de France Spar	4:01:01.440	227	5 LAPS	69.29	58.665
8	11		Butte/th/How/son/Kuo/Bevan/Barnes	Bettejuice Racing	4:00:42.010	226	6 LAPS	69.08	59.694
9	49		De Keijser/De Keijser/Boonen	PRC Group	4:00:50.044	226	6 LAPS	69.04	59.168
10	99		Rose/Clough/Harris	JPR Motorsport 1	4:00:40.562	224	8 LAPS	68.47	58.850
11	108		Zandler/Truman/Doble/Watt	TKZ Racing	4:01:11.298	224	8 LAPS	68.33	58.749
12	2		Adams/Gibbs/Bow/er/Bric//Adams	Auto Express	4:00:23.851	219	13 LAPS	67.02	1:00.313
13	3		Skinner/Anslow/Alexander	Uniroyal Rainsport Team	4:01:17.692	218	14 LAPS	66.47	59.242
14	107		Stenhouse/Snook/Millard	JPR Motorsport 3	4:00:38.619	213	19 LAPS	65.12	1:00.859
15	5		Marshall/Moffat/Gerety/Cleaver	Uniroyal Team Dealer	4:00:50.792	198	34 LAPS	60.48	1:00.465
NOT CLASSIFIED									
	130		Blunn/Cohen/Kavanagh	SSJ Motorsport	4:00:43.545	141	N.C.F.	43.09	59.751
	4		Butterworth/Bailey	Uniroyal Racing with Sky TV	4:00:41.121	112	N.C.F.	34.24	59.967
	111		Leach/Robson	PL Motorsport	3:49:41.763	38	D.N.F.	12.17	58.967
FASTEST LAP									
	53		Plimmer/Fawcett	Honeywell Smartfit	58.505	222	75.45mph	121.42kph	

Weather/Track : Bright/Dry

These times are provisional until the conclusion of any judicial and technical matters.

Brands Indy

Circuit Length = 1.2262 miles.

Start: 13:55 End: 17:55

Clerk of Course:	Stewards:	Timekeeper:
------------------	-----------	-------------

Uniroyal VW Team Challenge

RACE 3 - LAP CHART

Lap 1			Lap 2			Lap 3			Lap 4			Lap 5		
No	Behind	Laptime	No	Behind	Laptime	No	Behind	Laptime	No	Behind	Laptime	No	Behind	Laptime
66		1:06.307	66		59.435	66		59.489	66		1:10.449	66		1:24.131
49	0.384	1:06.691	49	0.958	1:00.009	46	1.534	59.799	46	0.812	1:09.727	46	0.840	1:24.159
46	1.168	1:07.475	46	1.224	59.491	7	1.905	59.853	7	1.378	1:09.922	7	1.264	1:24.017
7	1.695	1:08.002	7	1.541	59.281	49	1.924	1:00.455	49	3.237	1:11.762	49	1.947	1:22.841
4	2.336	1:08.643	108	3.172	1:00.006	108	3.222	59.539	108	3.713	1:10.940	108	2.419	1:22.837
108	2.601	1:08.908	4	3.875	1:00.974	111	4.229	59.741	111	4.114	1:10.334	111	2.989	1:23.006
111	2.884	1:09.191	111	3.977	1:00.528	4	5.031	1:00.645	4	4.959	1:10.377	4	4.057	1:23.229
53	3.159	1:09.466	99	5.388	1:00.831	99	5.085	59.186	99	5.688	1:11.052	99	5.004	1:23.447
14	3.484	1:09.791	14	5.710	1:01.661	14	5.655	59.434	14	6.508	1:11.302	14	5.808	1:23.431
99	3.992	1:10.299	92	6.130	1:01.225	92	5.858	59.217	92	6.902	1:11.493	92	6.280	1:23.509
11	4.212	1:10.519	53	6.356	1:02.632	53	6.953	1:00.086	53	7.209	1:10.705	53	6.673	1:23.595
92	4.340	1:10.647	106	6.714	1:01.446	106	7.554	1:00.329	106	8.180	1:11.075	106	7.637	1:23.588
106	4.703	1:11.010	11	6.876	1:02.099	3	7.990	1:00.276	3	8.770	1:11.229	3	8.281	1:23.642
2	4.858	1:11.165	3	7.203	1:01.280	11	8.958	1:01.571	11	9.338	1:10.829	11	9.453	1:24.246
5	5.260	1:11.567	2	7.270	1:01.847	2	9.529	1:01.748	2	9.683	1:10.603	2	9.945	1:24.393
3	5.358	1:11.665	5	7.790	1:01.965	107	15.642	1:04.157	107	12.460	1:07.267	107	11.380	1:23.051
130	6.021	1:12.328	130	8.181	1:01.595	5	23.460	1:15.159						
107	7.234	1:13.541	107	10.974	1:03.175									

Weather/Track : Bright/Dry

Brands Indy
Circuit Length = 1.2262 miles.
Start: 13:55 End: 17:55

Uniroyal VW Team Challenge

RACE 3 - LAP CHART

(contd.)

Lap 6			Lap 7			Lap 8			Lap 9			Lap 10		
No	Behind	Laptime	No	Behind	Laptime	No	Behind	Laptime	No	Behind	Laptime	No	Behind	Laptime
66		1:25.762	66		1:28.566	66		1:27.531	66		1:25.701	66		1:22.269
46	0.800	1:25.722	46	0.435	1:28.201	46	0.382	1:27.478	46	0.408	1:25.727	46	0.147	1:22.008
7	1.273	1:25.771	7	1.012	1:28.305	7	0.864	1:27.383	7	0.883	1:25.720	7	0.510	1:21.896
49	1.931	1:25.746	49	1.503	1:28.138	49	1.614	1:27.642	49	1.964	1:26.051	49	1.164	1:21.469
108	2.353	1:25.696	108	2.275	1:28.488	108	2.094	1:27.350	108	2.621	1:26.228	108	1.285	1:20.933
111	2.840	1:25.613	111	2.866	1:28.592	111	2.550	1:27.215	111	3.146	1:26.297	111	1.602	1:20.725
4	3.423	1:25.128	4	3.794	1:28.937	4	3.577	1:27.314	4	4.156	1:26.280	4	2.015	1:20.128
99	4.319	1:25.077	99	4.619	1:28.866	99	4.772	1:27.684	99	5.336	1:26.265	99	2.703	1:19.636
14	5.379	1:25.333	14	6.037	1:29.224	14	5.904	1:27.398	14	7.574	1:27.371	14	2.976	1:17.671
92	5.901	1:25.383	92	6.708	1:29.373	92	6.763	1:27.586	92	8.538	1:27.476	92	3.445	1:17.176
53	6.545	1:25.634	53	7.504	1:29.525	53	7.401	1:27.428	53	9.475	1:27.775	53	3.507	1:16.301
106	7.219	1:25.344	106	8.160	1:29.507	106	8.247	1:27.618	106	10.418	1:27.872	106	3.762	1:15.613
3	7.756	1:25.237	3	8.805	1:29.615	3	9.271	1:27.997	3	11.990	1:28.420	3	4.734	1:15.013
11	8.776	1:25.085	11	10.229	1:30.019	11	10.124	1:27.426	11	13.052	1:28.629	11	6.708	1:15.925
2	9.465	1:25.282	2	10.609	1:29.710	2	10.506	1:27.428	2	13.660	1:28.855	2	8.037	1:16.646
107	9.960	1:24.342	107	11.158	1:29.764	107	11.088	1:27.461	107	14.331	1:28.944	107	8.598	1:16.536

Weather/Track : Bright/Dry

Brands Indy
Circuit Length = 1.2262 miles.
Start: 13:55 End: 17:55

Uniroyal VW Team Challenge

RACE 3 - LAP CHART

(contd.)

Lap 11			Lap 12			Lap 13			Lap 14			Lap 15		
No	Behind	Laptime	No	Behind	Laptime	No	Behind	Laptime	No	Behind	Laptime	No	Behind	Laptime
66		59.285	66		59.267	66		59.220	66		59.281	66		59.390
46	0.500	59.638	46	0.189	58.956	46	0.705	59.736	46	0.641	59.217	46	0.346	59.095
7	1.017	59.792	7	0.436	58.686	108	1.549	59.512	108	1.776	59.508	108	1.501	59.115
108	1.450	59.450	108	1.257	59.074	111	2.183	59.678	111	2.042	59.140	7	3.017	59.985
111	1.956	59.639	111	1.725	59.036	7	2.564	1:01.348	7	2.422	59.139	111	3.170	1:00.518
49	2.649	1:00.770	49	2.784	59.402	49	3.105	59.541	49	2.992	59.168	99	3.291	59.261
4	3.180	1:00.450	99	3.282	59.257	99	3.264	59.202	99	3.420	59.437	49	3.888	1:00.286
99	3.292	59.874	14	4.249	59.928	14	4.475	59.446	14	4.327	59.133	14	4.110	59.173
14	3.588	59.897	92	4.742	1:00.108	92	4.989	59.467	92	5.020	59.312	92	4.849	59.219
92	3.901	59.741	53	5.368	1:00.058	53	5.753	59.605	53	6.061	59.589	53	6.201	59.530
53	4.577	1:00.355	3	6.350	1:00.119	3	6.372	59.242	3	6.657	59.566	3	6.944	59.677
106	5.337	1:00.860	106	7.144	1:01.074	106	7.780	59.856	106	8.328	59.829	106	8.693	59.755
3	5.498	1:00.049	4	7.139	1:03.226	4	8.801	1:00.882	4	9.639	1:00.119	4	10.623	1:00.374
11	8.881	1:01.458	2	11.767	1:01.969	2	13.501	1:00.954	2	14.562	1:00.342	2	15.843	1:00.671
2	9.065	1:00.313	11	12.137	1:02.523	11	14.016	1:01.099	11	15.641	1:00.906	11	16.828	1:00.577
107	11.976	1:02.663	107	15.241	1:02.532	107	18.957	1:02.936	107	23.069	1:03.393	107	26.467	1:02.788
5	7 LAPS	10:49.881P	5	7 LAPS	1:07.279	5	7 LAPS	1:02.323	5	7 LAPS	1:01.850	5	7 LAPS	1:02.523

Weather/Track : Bright/Dry

Brands Indy
Circuit Length = 1.2262 miles.
Start: 13:55 End: 17:55

Uniroyal VW Team Challenge

RACE 3 - LAP CHART

(contd.)

Lap 16			Lap 17			Lap 18			Lap 19			Lap 20		
No	Behind	Laptime	No	Behind	Laptime	No	Behind	Laptime	No	Behind	Laptime	No	Behind	Laptime
66		59.210	66		59.398	66		59.460	66		59.921	66		1:09.236
46	0.507	59.371	46	0.482	59.373	46	0.324	59.302	46	0.195	59.792	46	0.637	1:09.678
108	2.150	59.859	108	2.146	59.394	108	2.502	59.816	108	1.980	59.399	108	1.808	1:09.064
7	3.495	59.688	7	3.648	59.551	7	3.248	59.060	7	2.499	59.172	7	2.622	1:09.359
111	3.975	1:00.015	111	3.857	59.280	99	4.229	59.761	99	3.513	59.205	99	3.455	1:09.178
99	4.074	59.993	99	3.928	59.252	14	5.492	1:00.321	14	4.800	59.229	14	4.501	1:08.937
14	4.906	1:00.006	14	4.631	59.123	92	6.287	59.458	92	6.110	59.744	92	5.080	1:08.206
92	5.889	1:00.250	92	6.289	59.798	53	7.108	59.937	53	6.450	59.263	53	6.352	1:09.138
49	6.531	1:01.853	53	6.631	59.488	49	7.869	59.928	49	7.504	59.556	49	7.411	1:09.143
53	6.541	59.550	49	7.401	1:00.268	3	8.549	1:00.114	3	8.624	59.996	3	8.294	1:08.906
3	7.419	59.685	3	7.895	59.874	106	9.935	1:00.051	106	9.675	59.661	106	11.177	1:10.738
106	9.083	59.600	106	9.344	59.659	4	13.571	1:00.199	4	14.228	1:00.578	4	12.130	1:07.138
4	11.802	1:00.389	4	12.832	1:00.428	2	19.627	1:00.697	2	20.420	1:00.714	2	13.316	1:02.132
2	17.222	1:00.589	2	18.390	1:00.566	11	20.322	1:00.404	11	21.176	1:00.775	11	14.357	1:02.417
11	18.094	1:00.476	11	19.378	1:00.682	107	37.106	1:03.148	107	39.888	1:02.703	107	35.838	1:05.186
107	29.951	1:02.694	107	33.418	1:02.865	5	7 LAPS	1:01.876	5	7 LAPS	1:11.003	5	7 LAPS	1:06.707
5	7 LAPS	1:02.251	5	7 LAPS	1:02.974									

Weather/Track : Bright/Dry

Brands Indy
Circuit Length = 1.2262 miles.
Start: 13:55 End: 17:55

Uniroyal VW Team Challenge

RACE 3 - LAP CHART

(contd.)

Lap 21			Lap 22			Lap 23			Lap 24			Lap 25		
No	Behind	Laptime	No	Behind	Laptime	No	Behind	Laptime	No	Behind	Laptime	No	Behind	Laptime
66		1:24.567	66		1:20.414	66		59.263	66		59.237	66		59.318
46	0.719	1:24.649	46	0.146	1:19.841	46	0.325	59.442	46	0.711	59.623	108	0.879	59.226
108	1.655	1:24.414	108	0.563	1:19.322	108	0.670	59.370	108	0.971	59.538	46	1.168	59.775
7	2.466	1:24.411	7	1.681	1:19.629	7	1.835	59.417	99	1.718	58.850	99	1.330	58.930
99	3.272	1:24.384	99	2.253	1:19.395	99	2.105	59.115	7	2.201	59.603	7	2.182	59.299
14	4.332	1:24.398	14	3.315	1:19.397	14	3.682	59.630	14	3.653	59.208	14	3.524	59.189
92	5.052	1:24.539	92	3.536	1:18.898	92	3.942	59.669	92	3.913	59.208	92	4.071	59.476
53	6.006	1:24.221	53	4.712	1:19.120	53	4.940	59.491	53	4.787	59.084	53	4.781	59.312
49	7.230	1:24.386	49	4.878	1:18.062	49	5.252	59.637	49	5.514	59.499	49	5.671	59.475
3	8.418	1:24.691	3	5.494	1:17.490	3	5.675	59.444	3	6.088	59.650	3	6.243	59.473
106	9.123	1:22.513	106	6.598	1:17.889	106	6.732	59.397	106	7.164	59.669	106	7.760	59.914
4	9.776	1:22.213	4	7.192	1:17.830	4	8.121	1:00.192	4	8.980	1:00.096	4	9.790	1:00.128
2	10.339	1:21.590	2	7.674	1:17.749	2	9.669	1:01.258	2	12.418	1:01.986	11	14.395	1:01.297
11	11.273	1:21.483	11	9.085	1:18.226	11	9.803	59.981	11	12.416	1:01.850	2	14.728	1:01.628
107	17.660	1:06.389	107	10.780	1:13.534	107	13.543	1:02.026	107	17.612	1:03.306	107	20.415	1:02.121
5	7 LAPS	1:04.174	5	7 LAPS	1:04.866	5	7 LAPS	1:01.487	5	7 LAPS	1:03.140	5	7 LAPS	1:03.072

Weather/Track : Bright/Dry

Brands Indy
Circuit Length = 1.2262 miles.
Start: 13:55 End: 17:55

Uniroyal VW Team Challenge

RACE 3 - LAP CHART

(contd.)

Lap 26			Lap 27			Lap 28			Lap 29			Lap 30		
No	Behind	Laptime	No	Behind	Laptime	No	Behind	Laptime	No	Behind	Laptime	No	Behind	Laptime
66		59.256	66		59.501	66		59.786	108		59.429	99		59.373
108	0.372	58.749	108	0.194	59.323	108	0.159	59.751	66	0.265	59.853	108	0.208	1:00.103
46	1.183	59.271	46	0.981	59.299	46	0.674	59.479	99	0.522	59.373	46	0.461	59.318
99	1.642	59.568	99	1.309	59.168	99	0.737	59.214	46	1.038	59.952	66	0.579	1:00.209
7	2.265	59.339	7	2.353	59.589	7	1.661	59.094	7	1.306	59.233	7	0.955	59.544
14	3.404	59.136	14	2.666	58.763	14	2.541	59.661	14	2.776	59.823	14	2.021	59.140
92	4.202	59.387	92	4.116	59.415	92	4.026	59.696	92	4.696	1:00.258	92	4.718	59.917
53	4.805	59.280	53	4.772	59.468	53	4.605	59.619	53	5.227	1:00.210	53	5.244	59.912
49	6.183	59.768	49	6.120	59.438	49	6.102	59.768	49	6.357	59.843	49	6.040	59.578
3	7.245	1:00.258	106	9.337	1:00.222	106	10.000	1:00.449	106	11.346	1:00.934	3	12.857	1:01.272
106	8.616	1:00.112	3	9.629	1:01.885	3	10.115	1:00.272	3	11.480	1:00.953	106	13.167	1:01.716
4	10.776	1:00.242	4	11.615	1:00.340	4	12.029	1:00.200	4	12.408	59.967	4	13.764	1:01.251
11	15.672	1:00.533	11	16.385	1:00.214	11	16.977	1:00.378	11	17.272	59.883	11	17.871	1:00.494
2	16.313	1:00.841	2	17.974	1:01.162	2	18.926	1:00.738	2	20.344	1:01.006	2	21.491	1:01.042
107	23.621	1:02.462	107	26.436	1:02.316	107	29.233	1:02.583	107	32.094	1:02.449	107	35.039	1:02.840
5	7 LAPS	1:01.324	5	7 LAPS	1:02.137	5	7 LAPS	1:02.137	5	7 LAPS	1:02.096	5	7 LAPS	1:01.593

Weather/Track : Bright/Dry

Brands Indy
Circuit Length = 1.2262 miles.
Start: 13:55 End: 17:55

Uniroyal VW Team Challenge

RACE 3 - LAP CHART

(contd.)

Lap 31			Lap 32			Lap 33			Lap 34			Lap 35		
No	Behind	Laptime	No	Behind	Laptime	No	Behind	Laptime	No	Behind	Laptime	No	Behind	Laptime
99		1:00.169	108		59.696	108		59.310	108		59.396	108		59.225
108	0.094	1:00.055	46	0.158	59.556	46	0.800	59.952	7	0.888	59.140	7	0.820	59.157
46	0.392	1:00.100	7	0.627	59.600	7	1.144	59.827	46	1.057	59.653	46	1.494	59.662
7	0.817	1:00.031	14	1.107	59.843	14	1.242	59.445	14	1.681	59.835	14	1.717	59.261
66	0.969	1:00.559	99	1.246	1:01.036	66	2.008	59.901	66	1.824	59.212	66	2.242	59.643
14	1.054	59.202	66	1.417	1:00.238	99	2.170	1:00.234	99	2.017	59.243	3	2 LAPS	2:46.700P
92	4.180	59.631	92	4.379	59.989	92	4.211	59.142	92	4.854	1:00.039	99	2.793	1:00.001
53	4.644	59.569	53	4.968	1:00.114	53	5.431	59.773	53	5.593	59.558	92	5.466	59.837
49	5.650	59.779	49	5.291	59.431	49	5.623	59.642	49	5.849	59.622	53	6.013	59.645
3	12.697	1:00.009	106	14.270	1:01.018	4	15.889	1:00.930	4	17.285	1:00.792	49	6.725	1:00.101
106	13.042	1:00.044	4	14.269	1:00.132	106	16.636	1:01.676	106	17.435	1:00.195	4	20.728	1:02.668
4	13.927	1:00.332	3	14.944	1:02.037	11	19.544	1:00.598	11	20.205	1:00.057	11	21.558	1:00.578
11	17.820	1:00.118	11	18.256	1:00.226	2	25.748	1:01.370	2	27.955	1:01.603	2	29.701	1:00.971
2	22.179	1:00.857	2	23.688	1:01.299	107	54.376	1:02.627	107	57.193	1:02.213			
107	37.639	1:02.769	107	51.059	1:13.210	5	7 LAPS	1:01.634	5	7 LAPS	1:01.246			
5	7 LAPS	1:02.607	5	7 LAPS	1:01.770									

Weather/Track : Bright/Dry

Brands Indy
Circuit Length = 1.2262 miles.
Start: 13:55 End: 17:55

Uniroyal VW Team Challenge

RACE 3 - LAP CHART

(contd.)

Lap 36			Lap 37			Lap 38			Lap 39			Lap 40		
No	Behind	Laptime	No	Behind	Laptime	No	Behind	Laptime	No	Behind	Laptime	No	Behind	Laptime
7		1:00.686	7		59.577	66		59.654	66		59.410	66		59.655
46	0.132	1:00.144	66	0.243	59.381	7	0.646	1:00.543	7	0.472	59.236	7	0.168	59.351
14	0.341	1:00.130	46	0.613	1:00.058	46	0.739	1:00.023	14	0.975	59.460	14	0.676	59.356
66	0.439	59.703	99	0.783	59.750	14	0.925	59.688	46	1.371	1:00.042	5	10 LAPS	2:54.368P
5	8 LAPS	1:03.301	14	1.134	1:00.370	108	1.663	59.757	108	1.679	59.426	46	1.099	59.383
108	0.450	1:01.956	108	1.803	1:00.930	99	3.833	1:02.947	99	5.794	1:01.371	99	6.622	1:00.483
99	0.610	59.323	107	1 LAP	1:01.910	92	4.411	59.516	49	8.375	1:00.564	49	9.035	1:00.315
107	1 LAP	1:05.062	92	4.792	1:00.454	49	7.221	1:01.157	3	2 LAPS	1:00.435	3	2 LAPS	1:00.429
92	3.915	59.955	49	5.961	1:00.445	3	2 LAPS	59.834	106	3 LAPS	1:06.605	106	3 LAPS	1:00.989
53	4.933	1:00.426	5	8 LAPS	1:05.367	106	3 LAPS	4:12.365P	53	46.061	59.415	2	1 LAP	2:06.177P
49	5.093	59.874	3	2 LAPS	1:00.222	2	33.052	1:01.418	92	52.005	1:47.004P	53	45.871	59.465
3	2 LAPS	1:06.667	2	31.531	1:01.849	53	46.056	1:04.303	107	2 LAPS	2:48.894P			
4	22.251	1:03.029	53	41.650	1:36.294P	11	1 LAP	2:18.874P	11	1 LAP	1:08.442			
2	29.259	1:01.064												
11	29.300	1:09.248												

Weather/Track : Bright/Dry

Brands Indy
Circuit Length = 1.2262 miles.
Start: 13:55 End: 17:55

Uniroyal VW Team Challenge

RACE 3 - LAP CHART

(contd.)

Lap 41			Lap 42			Lap 43			Lap 44			Lap 45		
No	Behind	Laptime	No	Behind	Laptime	No	Behind	Laptime	No	Behind	Laptime	No	Behind	Laptime
66		59.935	66		59.888	66		59.580	53		59.376	53		59.232
11	2 LAPS	1:02.660	7	1.298	1:00.052	11	2 LAPS	1:01.492	14	11.121	59.678	14	11.432	59.543
7	1.134	1:00.901	11	2 LAPS	1:01.557	92	1 LAP	1:01.079	46	16.494	1:00.170	46	17.462	1:00.200
46	3.340	1:02.176	92	1 LAP	1:01.368	107	3 LAPS	1:02.495	3	3 LAPS	1:11.888	7	23.236	1:01.095
92	1 LAP	1:11.212	107	3 LAPS	1:02.245	5	10 LAPS	1:01.349	2	1 LAP	1:03.854	11	1 LAP	1:01.496
107	3 LAPS	1:10.698	5	10 LAPS	1:01.810	99	1 LAP	1:06.690	7	21.373	1:08.956	3	3 LAPS	1:04.308
5	10 LAPS	1:05.286	99	1 LAP	2:07.598P	49	1 LAP	2:13.298P	66	23.368	2:08.538P	92	25.802	1:02.295
49	9.317	1:00.217	108	1 LAP	1:06.635	108	1 LAP	1:02.301	11	1 LAP	1:01.692	2	1 LAP	1:03.816
3	2 LAPS	1:00.909	106	3 LAPS	1:00.166	106	3 LAPS	1:00.215	92	22.739	1:00.730	66	27.272	1:03.136
108	1 LAP	2:25.165P	53	45.598	59.599	53	45.794	59.776	107	2 LAPS	1:01.781	107	2 LAPS	1:01.267
106	3 LAPS	1:00.322	46	56.373	1:52.921P	3	3 LAPS	2:40.660P	5	9 LAPS	1:01.578	5	9 LAPS	1:01.430
53	45.887	59.951	14	56.146	1:07.325	14	56.613	1:00.047	99	37.481	1:00.400	99	38.225	59.976
14	48.709	1:47.968P	2	1 LAP	1:05.389	7	57.587	1:55.869P	49	47.024	1:02.240	49	51.220	1:03.428
2	1 LAP	1:11.934				46	1:01.494	1:04.701	106	2 LAPS	1:00.527	106	2 LAPS	59.790
						2	1 LAP	1:04.585	108	55.563	1:01.721	108	57.186	1:00.855
						11	1 LAP	1:01.675						
						92	1:07.179	1:00.573						
						107	2 LAPS	1:02.031						
						5	9 LAPS	1:01.602						
						99	1:22.251	1:00.744						
						49	1:29.954	1:06.807						
						108	1:39.012	1:02.290						
						106	2 LAPS	59.944						

Weather/Track : Bright/Dry

Brands Indy
Circuit Length = 1.2262 miles.
Start: 13:55 End: 17:55

Uniroyal VW Team Challenge

RACE 3 - LAP CHART

(contd.)

Lap 46			Lap 47			Lap 48			Lap 49			Lap 50		
No	Behind	Laptime	No	Behind	Laptime	No	Behind	Laptime	No	Behind	Laptime	No	Behind	Laptime
53		59.223	53		59.025	53		59.557	53		59.012	53		59.108
14	12.195	59.986	14	12.618	59.448	108	1 LAP	1:01.314	108	1 LAP	1:00.965	49	1 LAP	1:00.778
46	18.876	1:00.637	46	20.826	1:00.975	14	13.050	59.989	14	13.579	59.541	108	1 LAP	1:01.390
7	24.555	1:00.542	7	27.052	1:01.522	46	21.978	1:00.709	46	23.327	1:00.361	14	14.498	1:00.027
11	1 LAP	1:00.685	92	28.930	1:00.949	7	28.224	1:00.729	7	29.709	1:00.497	46	24.591	1:00.372
92	27.006	1:00.427	11	1 LAP	1:01.737	92	29.601	1:00.228	92	30.895	1:00.306	7	30.702	1:00.101
66	28.697	1:00.648	66	29.665	59.993	66	29.920	59.812	66	31.106	1:00.198	66	31.600	59.602
3	3 LAPS	1:03.562	3	3 LAPS	1:03.270	11	1 LAP	1:01.603	11	1 LAP	1:00.977	92	32.270	1:00.483
2	1 LAP	1:03.159	2	1 LAP	1:03.300	3	3 LAPS	1:03.755	3	3 LAPS	1:02.664	11	1 LAP	1:01.324
107	2 LAPS	1:03.030	107	2 LAPS	1:03.231	2	1 LAP	1:03.749	99	42.089	1:00.413	99	42.987	1:00.006
5	9 LAPS	1:02.708	5	9 LAPS	1:04.162	99	40.688	1:00.142	2	1 LAP	1:02.837	3	3 LAPS	1:03.043
99	39.111	1:00.109	99	40.103	1:00.017	107	2 LAPS	1:03.407	5	9 LAPS	1:01.382	2	1 LAP	1:03.114
49	54.049	1:02.052	106	2 LAPS	59.909	5	9 LAPS	1:02.670	107	2 LAPS	1:02.424	5	9 LAPS	1:00.660
106	2 LAPS	59.916	49	56.963	1:01.939	106	2 LAPS	1:00.046	106	2 LAPS	1:00.022	107	2 LAPS	1:02.455
108	58.837	1:00.874				49	58.842	1:01.436				106	2 LAPS	1:00.498

Weather/Track : Bright/Dry

Brands Indy
Circuit Length = 1.2262 miles.
Start: 13:55 End: 17:55

Uniroyal VW Team Challenge

RACE 3 - LAP CHART

(contd.)

Lap 51			Lap 52			Lap 53			Lap 54			Lap 55		
No	Behind	Laptime	No	Behind	Laptime	No	Behind	Laptime	No	Behind	Laptime	No	Behind	Laptime
53		59.946	53		59.471	53		59.200	53		59.477	53		59.096
49	1 LAP	1:01.004	106	3 LAPS	1:00.027	106	3 LAPS	59.764	106	3 LAPS	59.909	107	3 LAPS	1:02.899
108	1 LAP	1:01.264	49	1 LAP	1:01.279	49	1 LAP	1:01.691	49	1 LAP	1:01.436	106	3 LAPS	59.869
14	14.088	59.536	108	1 LAP	1:00.403	108	1 LAP	1:01.029	108	1 LAP	1:00.999	49	1 LAP	1:02.283
46	25.053	1:00.408	14	14.233	59.616	14	14.683	59.650	14	14.733	59.527	108	1 LAP	1:00.255
7	31.004	1:00.248	46	26.140	1:00.558	46	26.994	1:00.054	46	27.997	1:00.480	14	15.042	59.405
66	31.046	59.392	66	31.149	59.574	66	31.742	59.793	66	31.827	59.562	46	29.030	1:00.129
92	32.009	59.685	7	31.759	1:00.226	7	33.086	1:00.527	92	33.759	59.903	66	32.552	59.821
11	1 LAP	1:01.323	92	32.372	59.834	92	33.333	1:00.161	7	34.229	1:00.620	92	34.449	59.786
99	43.487	1:00.446	11	1 LAP	1:02.728	11	1 LAP	1:02.006	11	1 LAP	1:01.535	7	35.125	59.992
3	3 LAPS	1:03.029	99	44.258	1:00.242	99	45.094	1:00.036	99	45.422	59.805	99	46.605	1:00.279
2	1 LAP	1:02.839	3	3 LAPS	1:03.009	5	9 LAPS	1:01.688	5	9 LAPS	1:00.994	11	1 LAP	1:01.607
5	9 LAPS	1:02.507	5	9 LAPS	1:02.696	3	3 LAPS	1:02.709	3	3 LAPS	1:02.100	5	9 LAPS	1:01.106
107	2 LAPS	1:02.658	2	1 LAP	1:03.730	2	1 LAP	1:02.455	2	1 LAP	1:01.981			
			107	2 LAPS	1:02.038	107	2 LAPS	1:02.119						

Weather/Track : Bright/Dry

Brands Indy
Circuit Length = 1.2262 miles.
Start: 13:55 End: 17:55

**Uniroyal VW Team Challenge
RACE 3 - LAP CHART**

(contd.)

Lap 56			Lap 57			Lap 58			Lap 59			Lap 60		
No	Behind	Laptime	No	Behind	Laptime	No	Behind	Laptime	No	Behind	Laptime	No	Behind	Laptime
53		59.171	53		59.130	53		59.216	53		59.180	53		59.108
3	4 LAPS	1:01.935	5	10 LAPS	1:01.097	5	10 LAPS	1:00.465	5	10 LAPS	1:00.516	5	10 LAPS	1:00.895
106	3 LAPS	59.843	106	3 LAPS	59.765	106	3 LAPS	1:00.242	106	3 LAPS	1:00.100	106	3 LAPS	59.878
2	2 LAPS	1:02.533	3	4 LAPS	1:02.759	3	4 LAPS	1:02.224	3	4 LAPS	1:02.874	3	4 LAPS	1:02.667
107	3 LAPS	1:02.218	2	2 LAPS	1:03.286	2	2 LAPS	1:02.269	2	2 LAPS	1:02.157	2	2 LAPS	1:02.117
49	1 LAP	1:01.346	107	3 LAPS	1:02.141	107	3 LAPS	1:02.348	107	3 LAPS	1:02.147	14	17.167	59.163
108	1 LAP	1:01.015	14	16.606	1:00.339	14	16.823	59.433	14	17.112	59.469	107	3 LAPS	1:02.754
14	15.397	59.526	108	1 LAP	1:01.328	108	1 LAP	1:00.716	108	1 LAP	1:00.350	108	1 LAP	1:00.390
46	30.094	1:00.235	49	1 LAP	1:02.589	49	1 LAP	1:00.890	49	1 LAP	1:00.779	49	1 LAP	1:00.649
66	32.918	59.537	46	31.287	1:00.323	46	32.029	59.958	46	32.844	59.995	46	33.492	59.756
92	34.982	59.704	66	33.734	59.946	66	34.056	59.538	66	33.947	59.071	66	34.346	59.507
7	35.507	59.553	92	35.648	59.796	92	36.338	59.906	92	36.796	59.638	92	37.390	59.702
99	47.316	59.882	7	36.267	59.890	7	36.733	59.682	7	37.586	1:00.033	7	38.278	59.800
11	1 LAP	1:01.051	99	48.045	59.859	99	48.752	59.923	99	49.483	59.911	99	50.450	1:00.075
			11	1 LAP	1:01.872	11	1 LAP	1:01.771	11	1 LAP	1:01.931	11	1 LAP	1:02.001

Weather/Track : Bright/Dry

Brands Indy
Circuit Length = 1.2262 miles.
Start: 13:55 End: 17:55

Uniroyal VW Team Challenge

RACE 3 - LAP CHART

(contd.)

Lap 61			Lap 62			Lap 63			Lap 64			Lap 65		
No	Behind	Laptime	No	Behind	Laptime	No	Behind	Laptime	No	Behind	Laptime	No	Behind	Laptime
53		1:00.214	53		59.736	53		59.217	53		59.400	53		59.252
106	3 LAPS	59.812	11	2 LAPS	1:01.583	11	2 LAPS	1:01.845	11	2 LAPS	1:02.145	106	3 LAPS	1:00.433
5	10 LAPS	1:01.164	106	3 LAPS	1:00.111	106	3 LAPS	59.765	106	3 LAPS	1:00.076	11	2 LAPS	1:02.446
14	16.939	59.986	5	10 LAPS	1:01.235	5	10 LAPS	1:00.473	5	10 LAPS	1:00.815	5	10 LAPS	1:00.949
2	2 LAPS	1:02.479	14	16.625	59.422	14	16.419	59.011	14	16.510	59.491	14	16.489	59.231
3	4 LAPS	1:03.215	2	2 LAPS	1:02.146	108	1 LAP	1:01.187	108	1 LAP	1:00.657	108	1 LAP	1:00.950
107	3 LAPS	1:01.916	108	1 LAP	1:01.146	107	3 LAPS	1:01.780	107	3 LAPS	1:01.661	107	3 LAPS	1:02.625
108	1 LAP	1:00.010	107	3 LAPS	1:03.181	2	2 LAPS	1:03.303	49	1 LAP	1:00.974	49	1 LAP	1:02.768
49	1 LAP	1:01.083	49	1 LAP	1:01.631	49	1 LAP	1:00.789	2	2 LAPS	1:02.461	2	2 LAPS	1:02.780
66	34.089	59.957	3	4 LAPS	1:08.223	3	4 LAPS	1:02.423	3	4 LAPS	1:02.662	66	34.438	59.755
46	34.248	1:00.970	66	33.638	59.285	66	34.057	59.636	66	33.935	59.278	46	36.815	1:01.275
92	36.940	59.764	46	34.384	59.872	46	34.674	59.507	46	34.792	59.518	3	4 LAPS	1:02.215
7	38.029	59.965	92	36.791	59.587	92	37.510	59.936	92	38.019	59.909	92	38.240	59.473
99	49.992	59.756	7	38.152	59.859	7	38.653	59.718	7	38.925	59.672	7	39.266	59.593
			99	50.276	1:00.020	99	50.788	59.729	99	51.141	59.753	99	51.709	59.820

Weather/Track : Bright/Dry

Brands Indy
Circuit Length = 1.2262 miles.
Start: 13:55 End: 17:55

Uniroyal VW Team Challenge

RACE 3 - LAP CHART

(contd.)

Lap 66			Lap 67			Lap 68			Lap 69			Lap 70		
No	Behind	Laptime	No	Behind	Laptime	No	Behind	Laptime	No	Behind	Laptime	No	Behind	Laptime
53		59.400	53		59.277	53		59.371	53		59.293	53		59.183
106	3 LAPS	1:00.143	106	3 LAPS	1:00.021	106	3 LAPS	59.821	106	3 LAPS	1:00.058	106	3 LAPS	59.877
11	2 LAPS	1:01.984	11	2 LAPS	1:01.353	11	2 LAPS	1:01.419	14	18.213	1:00.058	14	18.335	59.305
5	10 LAPS	1:00.582	5	10 LAPS	1:00.911	14	17.448	1:00.047	11	2 LAPS	1:01.629	11	2 LAPS	1:01.289
14	16.417	59.328	14	16.772	59.632	5	10 LAPS	1:01.927	5	10 LAPS	1:01.493	5	10 LAPS	1:01.093
108	1 LAP	1:00.725	108	1 LAP	1:01.233	108	1 LAP	1:01.358	108	1 LAP	1:00.209	108	1 LAP	1:00.728
107	3 LAPS	1:02.552	66	35.710	1:00.413	66	36.210	59.871	66	36.445	59.528	66	36.790	59.528
49	1 LAP	1:01.667	49	1 LAP	1:01.529	49	1 LAP	1:00.975	46	39.040	1:00.048	46	40.434	1:00.577
66	34.574	59.536	46	37.991	1:00.161	46	38.285	59.665	49	1 LAP	1:01.737	92	41.380	59.430
2	2 LAPS	1:03.085	107	3 LAPS	1:03.680	92	40.943	1:00.574	92	41.133	59.483	49	1 LAP	1:01.504
46	37.107	59.692	2	2 LAPS	1:02.576	7	41.908	1:00.933	7	42.307	59.692	7	43.173	1:00.049
92	39.521	1:00.681	92	39.740	59.496	2	2 LAPS	1:02.915	2	2 LAPS	1:02.790	2	2 LAPS	1:02.924
7	39.760	59.894	7	40.346	59.863	107	3 LAPS	1:04.665	107	3 LAPS	1:02.703	3	4 LAPS	1:01.953
3	4 LAPS	1:02.170	3	4 LAPS	1:02.621	3	4 LAPS	1:01.718	3	4 LAPS	1:01.225	107	3 LAPS	1:03.954
99	51.868	59.559	99	52.378	59.787	99	52.772	59.765	99	53.355	59.876	99	54.249	1:00.077

Weather/Track : Bright/Dry

Brands Indy
Circuit Length = 1.2262 miles.
Start: 13:55 End: 17:55

Uniroyal VW Team Challenge

RACE 3 - LAP CHART

(contd.)

Lap 71			Lap 72			Lap 73			Lap 74			Lap 75		
No	Behind	Laptime	No	Behind	Laptime	No	Behind	Laptime	No	Behind	Laptime	No	Behind	Laptime
53		59.592	53		59.314	53		59.248	53		1:00.566	53		59.497
106	3 LAPS	1:00.168	106	3 LAPS	1:00.528	106	3 LAPS	1:00.180	2	3 LAPS	1:03.211	3	5 LAPS	1:02.145
14	18.175	59.432	14	18.240	59.379	14	18.368	59.376	107	4 LAPS	1:04.576	2	3 LAPS	1:02.393
11	2 LAPS	1:01.251	11	2 LAPS	1:01.232	4	36 LAPS	37:22.965P	106	3 LAPS	1:00.416	107	4 LAPS	1:04.441
5	10 LAPS	1:01.142	5	10 LAPS	1:01.356	11	2 LAPS	1:01.084	14	17.168	59.366	106	3 LAPS	1:00.090
108	1 LAP	1:00.189	108	1 LAP	1:00.587	5	10 LAPS	1:01.054	11	2 LAPS	1:01.818	14	16.962	59.291
66	36.966	59.768	66	37.314	59.662	66	37.757	59.691	4	36 LAPS	1:07.693	11	2 LAPS	1:01.264
46	40.856	1:00.014	92	41.919	1:00.193	108	1 LAP	1:00.908	5	10 LAPS	1:02.205	4	36 LAPS	1:01.057
92	41.040	59.252	46	42.232	1:00.690	92	42.080	59.409	66	36.784	59.593	5	10 LAPS	1:01.115
7	44.532	1:00.951	7	45.329	1:00.111	46	42.568	59.584	108	1 LAP	59.844	66	36.674	59.387
49	1 LAP	1:02.000	49	1 LAP	1:00.551	7	46.275	1:00.194	92	40.968	59.454	108	1 LAP	59.764
3	4 LAPS	1:02.043	99	55.388	1:00.267	49	1 LAP	1:00.401	46	41.414	59.412	92	41.211	59.740
2	2 LAPS	1:03.200	3	4 LAPS	1:02.787	99	56.795	1:00.655	7	45.985	1:00.276	46	41.668	59.751
99	54.435	59.778	2	2 LAPS	1:03.107	3	4 LAPS	1:02.154	49	1 LAP	1:00.525	7	47.035	1:00.547
107	3 LAPS	1:02.634	107	3 LAPS	1:03.344				99	56.260	1:00.031	49	1 LAP	1:01.323
												99	56.922	1:00.159

Weather/Track : Bright/Dry

www.mstworld.com

Page 15 of 47

Brands Indy
Circuit Length = 1.2262 miles.
Start: 13:55 End: 17:55

Issued - 18:01 Saturday, 06 September 2003

Uniroyal VW Team Challenge

RACE 3 - LAP CHART

(contd.)

Lap 76			Lap 77			Lap 78			Lap 79			Lap 80		
No	Behind	Laptime	No	Behind	Laptime	No	Behind	Laptime	No	Behind	Laptime	No	Behind	Laptime
53		59.466	53		59.254	53		59.305	53		58.959	53		58.947
3	5 LAPS	1:01.587	3	5 LAPS	1:01.940	130	75 LAPS	79:45.468P	3	5 LAPS	1:01.997	5	13 LAPS	3:32.417P
2	3 LAPS	1:03.349	14	17.458	59.402	3	5 LAPS	1:02.333	14	18.874	1:00.114	49	2 LAPS	1:21.690P
107	4 LAPS	1:04.930	107	4 LAPS	1:05.151	14	17.719	59.566	130	75 LAPS	1:13.912	14	19.742	59.815
14	17.310	59.814	4	36 LAPS	1:02.172	2	4 LAPS	2:16.097P	2	4 LAPS	1:10.243	46	1 LAP	1:36.318P
11	2 LAPS	1:01.377	66	37.259	59.922	4	36 LAPS	1:01.607	107	5 LAPS	2:15.356P	130	75 LAPS	1:02.890
4	36 LAPS	1:01.215	106	4 LAPS	2:23.555P	66	37.725	59.771	66	38.836	1:00.070	108	3 LAPS	2:41.924P
5	10 LAPS	1:01.346	108	1 LAP	1:01.565	7	1 LAP	1:51.825P	4	36 LAPS	1:01.451	66	40.490	1:00.601
66	36.591	59.383	92	41.715	59.697	46	42.944	1:00.136	92	44.477	1:00.306	4	36 LAPS	1:00.647
108	1 LAP	59.938	46	42.113	59.511	92	43.130	1:00.720	106	4 LAPS	1:00.428	2	4 LAPS	1:04.277
92	41.272	59.527	49	1 LAP	1:00.418	106	4 LAPS	1:05.587	7	1 LAP	1:05.768	107	5 LAPS	1:07.250
46	41.856	59.654	99	57.513	59.541	11	3 LAPS	2:13.752P	11	3 LAPS	1:05.728	7	1 LAP	1:00.715
7	47.864	1:00.295				49	1 LAP	1:00.919	99	58.211	59.421	106	4 LAPS	1:01.160
49	1 LAP	1:01.141				99	57.749	59.541				11	3 LAPS	1:01.620
99	57.226	59.770										99	59.337	1:00.073
												5	12 LAPS	1:10.364
												46	1:25.555	1:04.199
												130	74 LAPS	1:03.486
												108	2 LAPS	1:06.923

Weather/Track : Bright/Dry

Brands Indy
Circuit Length = 1.2262 miles.
Start: 13:55 End: 17:55

Uniroyal VW Team Challenge

RACE 3 - LAP CHART

(contd.)

Lap 81			Lap 82			Lap 83			Lap 84			Lap 85		
No	Behind	Laptime	No	Behind	Laptime	No	Behind	Laptime	No	Behind	Laptime	No	Behind	Laptime
66		1:00.555	53		1:03.575	53		59.860	53		59.466	53		59.441
2	4 LAPS	1:02.929	3	6 LAPS	1:09.500	3	6 LAPS	1:04.845	3	6 LAPS	1:04.593	14	15.088	59.931
4	36 LAPS	1:03.186	14	13.624	1:07.046	14	14.134	1:00.370	14	14.598	59.930	3	6 LAPS	1:04.087
107	5 LAPS	1:02.362	66	15.247	1:41.281P	46	17.628	59.330	46	17.816	59.654	46	17.770	59.395
106	4 LAPS	59.820	46	18.158	59.657	66	19.536	1:04.149	66	19.328	59.258	66	18.779	58.892
7	1 LAP	1:00.449	5	12 LAPS	1:05.263	5	12 LAPS	1:03.797	130	74 LAPS	1:01.721	130	74 LAPS	1:02.049
92	1 LAP	2:09.160P	130	74 LAPS	1:02.265	130	74 LAPS	1:02.099	5	12 LAPS	1:05.031	5	12 LAPS	1:02.754
11	3 LAPS	1:01.812	108	2 LAPS	1:02.251	108	2 LAPS	1:02.562	108	2 LAPS	1:01.488	108	2 LAPS	1:01.701
3	6 LAPS	2:47.690P	49	2 LAPS	1:08.915	49	2 LAPS	1:02.617	49	2 LAPS	1:02.331	49	2 LAPS	1:01.458
53	22.459	2:03.504P	4	35 LAPS	1:01.311	106	3 LAPS	59.915	106	3 LAPS	59.927	106	3 LAPS	59.741
14	32.612	1:53.915P	106	3 LAPS	1:00.137	4	35 LAPS	1:01.357	7	44.115	1:00.048	7	43.901	59.227
5	12 LAPS	1:04.164	7	43.718	1:00.525	7	43.533	59.675	4	35 LAPS	1:00.854	4	35 LAPS	1:00.287
46	44.535	1:00.025	2	3 LAPS	1:03.185	2	3 LAPS	1:02.270	2	3 LAPS	1:02.459	2	3 LAPS	1:02.600
130	74 LAPS	1:02.067	107	4 LAPS	1:02.340	107	4 LAPS	1:01.957	107	4 LAPS	1:02.514	107	4 LAPS	1:02.511
49	2 LAPS	2:13.928P	11	2 LAPS	1:00.688	11	2 LAPS	1:00.572	92	54.231	1:00.185	92	54.299	59.509
108	2 LAPS	1:02.183	92	53.455	59.743	92	53.512	59.917	11	2 LAPS	1:00.819	99	55.431	59.814
4	35 LAPS	1:03.239	99	55.788	1:03.179	99	55.142	59.214	99	55.058	59.382	11	2 LAPS	1:00.495
2	3 LAPS	1:03.776												
107	4 LAPS	1:01.738												
106	3 LAPS	59.923												
7	1:09.227	1:00.116												
99	1:18.643	2:00.351P												
11	2 LAPS	1:00.925												
92	1:19.746	1:06.101												

Weather/Track : Bright/Dry

Brands Indy
Circuit Length = 1.2262 miles.
Start: 13:55 End: 17:55

Uniroyal VW Team Challenge

RACE 3 - LAP CHART

(contd.)

Lap 86			Lap 87			Lap 88			Lap 89			Lap 90		
No	Behind	Laptime	No	Behind	Laptime	No	Behind	Laptime	No	Behind	Laptime	No	Behind	Laptime
53		59.268	53		59.518	53		1:01.765	53		1:00.829	53		59.824
14	15.640	59.820	14	15.730	59.608	14	13.859	59.894	2	4 LAPS	1:02.976	2	4 LAPS	1:02.608
46	18.087	59.585	46	17.763	59.194	46	15.328	59.330	107	5 LAPS	1:02.976	107	5 LAPS	1:02.434
66	18.795	59.284	66	18.222	58.945	66	15.539	59.082	14	12.697	59.667	14	12.320	59.447
3	6 LAPS	1:04.431	3	6 LAPS	1:04.102	3	6 LAPS	1:04.174	46	14.003	59.504	46	13.961	59.782
130	74 LAPS	1:02.555	130	74 LAPS	1:02.156	130	74 LAPS	1:01.677	66	14.197	59.487	66	21.993	1:07.620
5	12 LAPS	1:02.862	5	12 LAPS	1:03.284	108	2 LAPS	1:01.830	3	6 LAPS	1:04.416	3	6 LAPS	1:04.297
108	2 LAPS	1:02.070	108	2 LAPS	1:01.646	106	3 LAPS	59.880	130	74 LAPS	1:01.571	130	74 LAPS	1:02.447
49	2 LAPS	1:01.325	106	3 LAPS	1:00.139	7	43.257	59.975	106	3 LAPS	1:00.233	106	3 LAPS	59.456
106	3 LAPS	59.669	49	2 LAPS	1:01.400	49	2 LAPS	1:00.796	7	42.771	1:00.343	7	42.224	59.277
7	44.438	59.805	7	45.047	1:00.127	5	12 LAPS	1:04.950	108	2 LAPS	1:02.734	108	2 LAPS	1:01.969
4	35 LAPS	1:00.238	4	35 LAPS	1:00.578	4	35 LAPS	1:08.606	49	2 LAPS	1:01.197	49	2 LAPS	1:00.860
92	55.756	1:00.725	92	56.392	1:00.154	99	54.621	59.904	5	12 LAPS	1:02.865	5	12 LAPS	1:03.048
99	55.971	59.808	99	56.482	1:00.029	92	54.816	1:00.189	99	53.700	59.908	99	53.261	59.385
2	3 LAPS	1:03.843	11	2 LAPS	1:00.304	11	2 LAPS	1:00.173	92	54.469	1:00.482	92	54.338	59.693
11	2 LAPS	1:00.929	2	3 LAPS	1:03.467				4	35 LAPS	1:03.320	11	2 LAPS	1:00.709
107	4 LAPS	1:04.289	107	4 LAPS	1:03.173				11	2 LAPS	1:01.230	4	35 LAPS	1:02.163

Weather/Track : Bright/Dry

Brands Indy
Circuit Length = 1.2262 miles.
Start: 13:55 End: 17:55

**Uniroyal VW Team Challenge
RACE 3 - LAP CHART**

(contd.)

Lap 91			Lap 92			Lap 93			Lap 94			Lap 95		
No	Behind	Laptime	No	Behind	Laptime	No	Behind	Laptime	No	Behind	Laptime	No	Behind	Laptime
53		59.588	53		59.886	53		1:00.141	53		59.987	53		59.424
2	4 LAPS	1:02.673	4	36 LAPS	1:08.922	11	3 LAPS	1:01.122	5	13 LAPS	1:03.323	11	3 LAPS	1:01.215
107	5 LAPS	1:02.618	2	4 LAPS	1:02.159	4	36 LAPS	1:02.184	11	3 LAPS	1:00.540	5	13 LAPS	1:03.507
14	12.418	59.686	107	5 LAPS	1:02.479	14	11.582	59.768	14	11.499	59.904	14	11.664	59.589
46	14.248	59.875	14	11.955	59.423	2	4 LAPS	1:01.942	2	4 LAPS	1:02.371	46	14.532	59.852
66	22.580	1:00.175	46	13.735	59.373	107	5 LAPS	1:02.575	46	14.104	1:01.084	2	4 LAPS	1:02.304
3	6 LAPS	1:03.785	66	23.044	1:00.350	46	13.007	59.413	4	36 LAPS	1:03.832	4	36 LAPS	1:01.670
106	3 LAPS	1:00.113	106	3 LAPS	1:00.011	66	22.883	59.980	107	5 LAPS	1:02.572	107	5 LAPS	1:02.571
7	42.878	1:00.242	7	42.870	59.878	106	3 LAPS	59.841	66	23.153	1:00.257	66	23.894	1:00.165
130	74 LAPS	1:03.175	130	74 LAPS	1:02.132	7	42.408	59.679	106	3 LAPS	1:00.708	106	3 LAPS	1:00.141
49	2 LAPS	1:01.374	3	6 LAPS	1:05.428	130	74 LAPS	1:01.755	7	43.109	1:00.688	7	43.466	59.781
108	2 LAPS	1:02.433	49	2 LAPS	1:00.961	49	2 LAPS	1:01.640	130	74 LAPS	1:02.978	49	2 LAPS	1:01.279
99	53.176	59.503	108	2 LAPS	1:02.164	3	6 LAPS	1:04.221	49	2 LAPS	1:00.811	130	74 LAPS	1:01.934
5	12 LAPS	1:03.404	99	53.104	59.814	99	52.667	59.704	99	52.076	59.396	99	53.045	1:00.393
92	54.276	59.526	92	54.332	59.942	108	2 LAPS	1:02.951	92	54.923	1:00.946	92	55.137	59.638
11	2 LAPS	1:00.930	5	12 LAPS	1:04.176	92	53.964	59.773	108	2 LAPS	1:02.471	108	2 LAPS	1:01.243
									3	6 LAPS	1:04.321			

Weather/Track : Bright/Dry

Brands Indy
Circuit Length = 1.2262 miles.
Start: 13:55 End: 17:55

Uniroyal VW Team Challenge

RACE 3 - LAP CHART

(contd.)

Lap 96			Lap 97			Lap 98			Lap 99			Lap 100		
No	Behind	Laptime	No	Behind	Laptime	No	Behind	Laptime	No	Behind	Laptime	No	Behind	Laptime
53		1:00.276	53		58.910	53		59.827	53		1:00.154	53		59.808
3	7 LAPS	1:03.985	5	14 LAPS	1:56.159P	108	3 LAPS	1:01.967	130	75 LAPS	1:03.514	130	75 LAPS	1:01.686
11	3 LAPS	1:00.974	3	7 LAPS	1:03.106	11	3 LAPS	1:01.047	108	3 LAPS	1:01.257	108	3 LAPS	1:01.317
14	11.076	59.688	11	3 LAPS	1:00.644	3	7 LAPS	1:03.647	11	3 LAPS	1:00.523	11	3 LAPS	1:00.458
46	13.611	59.355	14	11.788	59.622	5	14 LAPS	1:07.604	14	11.903	1:00.174	14	11.720	59.625
2	4 LAPS	1:02.614	46	13.995	59.294	14	11.883	59.922	3	7 LAPS	1:04.634	46	13.198	59.846
107	5 LAPS	1:01.876	107	5 LAPS	1:02.636	46	13.530	59.362	46	13.160	59.784	5	14 LAPS	1:03.636
66	23.572	59.954	2	4 LAPS	1:03.694	66	25.223	1:00.650	5	14 LAPS	1:03.755	3	7 LAPS	1:04.811
7	43.040	59.850	66	24.400	59.738	107	5 LAPS	1:03.632	66	25.337	1:00.268	66	25.862	1:00.333
106	3 LAPS	59.901	106	3 LAPS	59.663	2	4 LAPS	1:03.612	107	5 LAPS	1:01.696	107	5 LAPS	1:01.439
99	52.687	59.918	7	44.282	1:00.152	106	3 LAPS	59.547	2	4 LAPS	1:02.374	2	4 LAPS	1:01.558
49	2 LAPS	1:00.710	99	53.554	59.777	7	44.116	59.661	106	3 LAPS	59.732	106	3 LAPS	59.990
130	74 LAPS	1:01.518	49	2 LAPS	1:00.300	99	53.413	59.686	7	43.446	59.484	7	43.536	59.898
92	54.291	59.430	92	55.249	59.868	49	2 LAPS	1:00.228	99	52.971	59.712	99	52.891	59.728
108	2 LAPS	1:01.043	130	74 LAPS	1:01.262	92	55.142	59.720	92	54.818	59.830	92	54.953	59.943
									49	2 LAPS	1:00.407	49	2 LAPS	1:00.769

Weather/Track : Bright/Dry

Brands Indy
Circuit Length = 1.2262 miles.
Start: 13:55 End: 17:55

Uniroyal VW Team Challenge

RACE 3 - LAP CHART

(contd.)

Lap 101			Lap 102			Lap 103			Lap 104			Lap 105		
No	Behind	Laptime	No	Behind	Laptime	No	Behind	Laptime	No	Behind	Laptime	No	Behind	Laptime
53		59.701	53		59.248	53		59.524	53		59.385	53		1:00.264
130	75 LAPS	1:01.744	130	75 LAPS	1:01.887	130	75 LAPS	1:01.732	130	75 LAPS	1:02.199	49	3 LAPS	1:01.093
108	3 LAPS	1:01.727	108	3 LAPS	1:01.779	11	3 LAPS	1:00.628	14	11.833	59.992	14	11.757	1:00.188
11	3 LAPS	1:00.605	11	3 LAPS	1:00.037	14	11.226	59.069	11	3 LAPS	1:01.401	46	13.329	1:00.302
14	11.701	59.682	14	11.681	59.228	108	3 LAPS	1:02.098	46	13.291	1:00.028	11	3 LAPS	1:01.816
46	12.687	59.190	46	12.677	59.238	46	12.648	59.495	108	3 LAPS	1:02.378	130	75 LAPS	1:02.993
5	14 LAPS	1:02.898	5	14 LAPS	1:02.642	66	27.913	1:00.287	66	28.279	59.751	108	3 LAPS	1:00.651
3	7 LAPS	1:03.691	3	7 LAPS	1:03.214	5	14 LAPS	1:04.390	5	14 LAPS	1:02.529	66	28.113	1:00.098
66	26.226	1:00.065	66	27.150	1:00.172	3	7 LAPS	1:03.278	3	7 LAPS	1:03.044	5	14 LAPS	1:02.548
107	5 LAPS	1:01.713	107	5 LAPS	1:01.748	107	5 LAPS	1:01.822	107	5 LAPS	1:01.893	3	7 LAPS	1:02.772
2	4 LAPS	1:01.924	2	4 LAPS	1:01.482	2	4 LAPS	1:03.609	2	4 LAPS	1:02.310	107	5 LAPS	1:01.773
106	3 LAPS	1:01.379	7	45.475	59.659	106	3 LAPS	59.330	106	3 LAPS	59.073	106	3 LAPS	59.584
7	45.064	1:01.229	106	3 LAPS	59.809	7	45.955	1:00.004	7	45.657	59.087	7	44.999	59.606
99	52.874	59.684	99	53.214	59.588	99	53.190	59.500	99	53.432	59.627	2	4 LAPS	1:04.069
92	55.368	1:00.116	92	55.978	59.858	92	56.400	59.946	92	57.088	1:00.073	99	52.593	59.425
49	2 LAPS	1:00.126	49	2 LAPS	1:00.461	49	2 LAPS	1:01.015				92	56.435	59.611

Weather/Track : Bright/Dry

www.mstworld.com

Page 21 of 47

Brands Indy
Circuit Length = 1.2262 miles.
Start: 13:55 End: 17:55

Issued - 18:01 Saturday, 06 September 2003

Uniroyal VW Team Challenge

RACE 3 - LAP CHART

(contd.)

Lap 106			Lap 107			Lap 108			Lap 109			Lap 110		
No	Behind	Laptime	No	Behind	Laptime	No	Behind	Laptime	No	Behind	Laptime	No	Behind	Laptime
53		59.359	53		59.224	53		59.353	53		59.586	53		59.673
49	3 LAPS	59.937	49	3 LAPS	1:00.547	49	3 LAPS	59.986	49	3 LAPS	1:00.624	49	3 LAPS	1:00.388
14	12.271	59.873	14	13.170	1:00.123	14	13.577	59.760	14	13.592	59.601	14	13.521	59.602
46	13.415	59.445	46	13.687	59.496	46	13.867	59.533	46	13.851	59.570	46	13.890	59.712
11	3 LAPS	59.830	11	3 LAPS	1:00.017	11	3 LAPS	1:00.424	11	3 LAPS	1:00.139	11	3 LAPS	1:00.497
108	3 LAPS	1:00.929	108	3 LAPS	1:00.990	108	3 LAPS	1:00.960	108	3 LAPS	1:00.881	108	3 LAPS	1:01.365
130	75 LAPS	1:01.766	130	75 LAPS	1:01.218	130	75 LAPS	1:01.079	130	75 LAPS	1:00.862	130	75 LAPS	1:00.778
66	28.711	59.957	66	29.395	59.908	66	30.110	1:00.068	66	30.397	59.873	66	30.747	1:00.023
5	14 LAPS	1:02.546	5	14 LAPS	1:02.957	5	14 LAPS	1:02.507	106	3 LAPS	59.874	106	3 LAPS	59.212
3	7 LAPS	1:02.309	3	7 LAPS	1:02.957	106	3 LAPS	59.299	7	45.716	59.848	7	45.453	59.410
106	3 LAPS	59.751	106	3 LAPS	59.366	7	45.454	59.509	5	14 LAPS	1:03.192	5	14 LAPS	1:02.355
7	45.133	59.493	7	45.298	59.389	3	7 LAPS	1:04.199	3	7 LAPS	1:02.833	99	54.127	59.633
107	5 LAPS	1:03.744	107	5 LAPS	1:02.842	107	5 LAPS	1:02.205	99	54.167	59.808	3	7 LAPS	1:03.739
2	4 LAPS	1:02.712	99	53.702	1:00.226	99	53.945	59.596	107	5 LAPS	1:01.875	107	5 LAPS	1:01.613
99	52.700	59.466	2	4 LAPS	1:02.554	2	4 LAPS	1:02.330	92	58.050	59.821	92	57.908	59.531
92	56.766	59.690	92	57.612	1:00.070	92	57.815	59.556	2	4 LAPS	1:02.526			

Weather/Track : Bright/Dry

Brands Indy
Circuit Length = 1.2262 miles.
Start: 13:55 End: 17:55

Uniroyal VW Team Challenge

RACE 3 - LAP CHART

(contd.)

Lap 111			Lap 112			Lap 113			Lap 114			Lap 115		
No	Behind	Laptime	No	Behind	Laptime	No	Behind	Laptime	No	Behind	Laptime	No	Behind	Laptime
53		59.627	53		59.877	53		59.751	53		59.560	53		59.738
2	5 LAPS	1:02.122	2	5 LAPS	1:01.851	107	6 LAPS	1:03.004	5	15 LAPS	1:03.507	5	15 LAPS	1:03.625
49	3 LAPS	1:00.744	49	3 LAPS	1:00.712	3	8 LAPS	1:05.130	107	6 LAPS	1:01.391	107	6 LAPS	1:01.694
14	13.320	59.426	14	12.994	59.551	49	3 LAPS	1:00.530	49	3 LAPS	1:00.555	49	3 LAPS	1:00.652
46	13.653	59.390	46	13.548	59.772	2	5 LAPS	1:02.901	3	8 LAPS	1:03.139	2	5 LAPS	1:02.136
11	3 LAPS	1:00.545	11	3 LAPS	1:00.546	14	12.965	59.722	2	5 LAPS	1:02.651	46	13.199	59.105
130	75 LAPS	1:01.730	108	3 LAPS	1:01.108	46	13.135	59.338	46	13.832	1:00.257	3	8 LAPS	1:04.318
108	3 LAPS	1:01.997	130	75 LAPS	1:02.489	11	3 LAPS	1:00.552	14	13.981	1:00.576	14	13.492	59.249
66	30.859	59.739	66	30.853	59.871	108	3 LAPS	1:01.547	11	3 LAPS	1:00.428	11	3 LAPS	1:00.212
106	3 LAPS	58.977	106	3 LAPS	1:01.341	130	75 LAPS	1:01.268	108	3 LAPS	1:01.243	66	31.356	1:00.299
7	44.879	59.053	7	46.111	1:01.109	66	30.778	59.676	66	30.795	59.577	108	3 LAPS	1:01.914
99	54.178	59.678	99	53.655	59.354	106	3 LAPS	59.139	130	75 LAPS	1:01.539	130	75 LAPS	1:02.228
5	14 LAPS	1:03.847	5	14 LAPS	1:03.262	7	45.438	59.078	106	3 LAPS	59.339	106	3 LAPS	59.332
92	58.612	1:00.331	92	58.362	59.627	99	53.649	59.745	7	45.213	59.335	7	45.043	59.568
3	7 LAPS	1:04.466				92	58.107	59.496	99	53.737	59.648	99	53.409	59.410
107	5 LAPS	1:02.762							92	58.394	59.847	92	57.979	59.323

Weather/Track : Bright/Dry

Brands Indy
Circuit Length = 1.2262 miles.
Start: 13:55 End: 17:55

Uniroyal VW Team Challenge

RACE 3 - LAP CHART

(contd.)

Lap 116			Lap 117			Lap 118			Lap 119			Lap 120		
No	Behind	Laptime	No	Behind	Laptime	No	Behind	Laptime	No	Behind	Laptime	No	Behind	Laptime
53		59.369	53		59.386	53		59.240	46		1:00.106	46		59.557
107	6 LAPS	1:02.106	49	3 LAPS	1:00.767	5	17 LAPS	2:56.299P	14	0.051	59.807	14	0.113	59.619
49	3 LAPS	1:00.333	46	13.835	59.318	49	3 LAPS	1:00.820	49	3 LAPS	1:02.085	49	3 LAPS	59.798
46	13.903	1:00.073	14	14.036	59.297	46	14.066	59.471	5	17 LAPS	1:19.314	108	5 LAPS	2:48.730P
14	14.125	1:00.002	2	5 LAPS	1:02.404	14	14.416	59.620	2	5 LAPS	1:02.403	2	5 LAPS	1:03.848
2	5 LAPS	1:03.034	3	8 LAPS	1:03.537	2	5 LAPS	1:02.437	53	19.779	1:33.951P	66	19.737	59.927
3	8 LAPS	1:05.288	66	32.619	59.973	3	8 LAPS	1:03.873	66	19.367	1:00.137	5	17 LAPS	1:14.293
66	32.032	1:00.045	108	3 LAPS	1:00.566	107	7 LAPS	2:18.616P	107	7 LAPS	1:12.107	53	29.040	1:08.818
108	3 LAPS	1:00.203	11	4 LAPS	2:20.316P	66	33.402	1:00.023	106	3 LAPS	59.115	106	3 LAPS	1:00.090
106	3 LAPS	59.411	106	3 LAPS	59.293	106	3 LAPS	59.573	7	30.031	59.199	107	7 LAPS	1:05.357
7	44.893	59.219	7	44.714	59.207	7	45.004	59.530	99	39.894	59.423	99	39.928	59.591
99	53.475	59.435	4	57 LAPS	22:22.242P	99	54.643	1:00.061	11	4 LAPS	1:02.483	92	1 LAP	1:57.454P
92	58.463	59.853	99	53.822	59.733	11	4 LAPS	1:12.397	4	57 LAPS	1:06.160	11	4 LAPS	1:02.726
			92	58.833	59.756	92	59.500	59.907				3	9 LAPS	2:39.920P
						4	57 LAPS	1:11.476				4	57 LAPS	1:06.645

Weather/Track : Bright/Dry

Brands Indy
Circuit Length = 1.2262 miles.
Start: 13:55 End: 17:55

Uniroyal VW Team Challenge

RACE 3 - LAP CHART

(contd.)

Lap 121			Lap 122			Lap 123			Lap 124			Lap 125		
No	Behind	Laptime	No	Behind	Laptime	No	Behind	Laptime	No	Behind	Laptime	No	Behind	Laptime
46		59.380	46		59.904	46		59.496	53		59.485	53		59.246
14	0.354	59.621	14	0.494	1:00.044	49	3 LAPS	1:00.558	7	1 LAP	1:00.007	7	1 LAP	59.855
49	3 LAPS	59.811	49	3 LAPS	1:00.844	3	10 LAPS	1:00.471	99	1 LAP	1:06.219	99	1 LAP	59.845
108	5 LAPS	1:09.753	3	10 LAPS	1:08.917	4	58 LAPS	1:04.809	106	4 LAPS	1:10.093	4	58 LAPS	1:28.414P
66	20.122	59.765	4	58 LAPS	1:07.110	66	1 LAP	1:58.539P	107	7 LAPS	1:04.979	106	4 LAPS	1:00.975
7	1 LAP	1:52.345P	108	5 LAPS	1:01.363	108	5 LAPS	1:01.397	46	22.854	1:51.961P	92	1 LAP	1:01.933
53	29.969	1:00.309	53	29.492	59.427	99	1 LAP	1:47.326P	92	1 LAP	1:00.766	107	7 LAPS	1:04.269
106	3 LAPS	59.653	7	1 LAP	1:07.549	53	29.622	59.626	11	4 LAPS	1:01.272	11	4 LAPS	1:01.939
107	7 LAPS	1:04.114	2	6 LAPS	2:22.687P	7	1 LAP	1:00.312	14	29.338	1:07.699	46	28.782	1:05.174
5	17 LAPS	1:14.087	107	7 LAPS	1:03.879	106	4 LAPS	2:06.148P	2	6 LAPS	1:08.782	14	29.625	59.533
99	39.877	59.329	5	17 LAPS	1:09.511	107	7 LAPS	1:03.592	3	9 LAPS	1:00.808	3	9 LAPS	1:00.470
11	4 LAPS	1:01.790	11	4 LAPS	1:01.257	14	50.746	1:49.748P	5	17 LAPS	1:11.388	2	6 LAPS	1:09.007
92	1 LAP	1:06.293	92	1 LAP	1:01.040	92	1 LAP	1:00.841	108	4 LAPS	1:00.913	49	3 LAPS	2:09.868P
						11	4 LAPS	1:01.851	66	58.430	1:00.190	5	17 LAPS	1:09.999
						2	6 LAPS	1:14.245				108	4 LAPS	1:00.782
						5	17 LAPS	1:11.107				66	59.452	1:00.268
						49	2 LAPS	1:00.340						
						3	9 LAPS	59.808						
						4	57 LAPS	1:05.031						
						108	4 LAPS	1:01.305						
						66	1:27.347	1:08.086						

Weather/Track : Bright/Dry

Brands Indy
Circuit Length = 1.2262 miles.
Start: 13:55 End: 17:55

Uniroyal VW Team Challenge

RACE 3 - LAP CHART

(contd.)

Lap 126			Lap 127			Lap 128			Lap 129			Lap 130		
No	Behind	Laptime	No	Behind	Laptime	No	Behind	Laptime	No	Behind	Laptime	No	Behind	Laptime
53		59.838	53		59.352	53		1:00.870	53		59.161	53		59.293
7	1 LAP	59.674	66	1 LAP	1:00.626	66	1 LAP	1:00.317	66	1 LAP	59.710	49	4 LAPS	1:00.379
99	1 LAP	59.603	130	86 LAPS	12:07.872P	2	7 LAPS	1:08.631	108	5 LAPS	1:00.358	66	1 LAP	59.415
106	4 LAPS	1:00.749	7	1 LAP	1:00.823	108	5 LAPS	1:01.756	99	1 LAP	59.475	108	5 LAPS	1:00.055
92	1 LAP	1:02.890	99	1 LAP	59.505	7	1 LAP	59.898	7	1 LAP	1:00.253	99	1 LAP	59.456
4	58 LAPS	1:14.172	5	18 LAPS	1:16.292	99	1 LAP	59.340	130	86 LAPS	1:01.538	7	1 LAP	1:00.469
46	31.657	1:02.713	106	4 LAPS	1:00.567	130	86 LAPS	1:04.828	2	7 LAPS	1:09.385	130	86 LAPS	1:00.914
107	7 LAPS	1:04.452	92	1 LAP	1:00.030	5	18 LAPS	1:08.866	106	4 LAPS	1:01.095	2	7 LAPS	1:08.397
14	31.746	1:01.959	46	31.936	59.631	106	4 LAPS	1:00.307	92	1 LAP	1:00.399	106	4 LAPS	1:00.592
11	4 LAPS	1:03.712	14	32.015	59.621	92	1 LAP	59.872	14	31.270	1:00.076	92	1 LAP	1:00.357
3	9 LAPS	1:00.473	107	7 LAPS	1:03.324	14	30.355	59.210	46	31.668	59.809	14	32.407	1:00.430
2	6 LAPS	1:09.185	11	4 LAPS	1:04.720	46	31.020	59.954	5	18 LAPS	1:14.303	46	32.570	1:00.195
49	3 LAPS	1:09.945	4	58 LAPS	1:06.812	107	7 LAPS	1:02.967	3	9 LAPS	59.872	3	9 LAPS	1:00.591
108	4 LAPS	1:01.148	3	9 LAPS	1:00.449	11	4 LAPS	1:01.384	107	7 LAPS	1:02.848	5	18 LAPS	1:10.454
			49	3 LAPS	1:02.228	3	9 LAPS	1:00.427	11	4 LAPS	1:02.597	107	7 LAPS	1:03.093
						4	58 LAPS	1:05.937	4	58 LAPS	1:05.917	11	4 LAPS	1:03.224
						49	3 LAPS	1:00.814				4	58 LAPS	1:05.558

Weather/Track : Bright/Dry

Brands Indy
Circuit Length = 1.2262 miles.
Start: 13:55 End: 17:55

**Uniroyal VW Team Challenge
RACE 3 - LAP CHART**

(contd.)

Lap 131			Lap 132			Lap 133			Lap 134			Lap 135		
No	Behind	Laptime	No	Behind	Laptime	No	Behind	Laptime	No	Behind	Laptime	No	Behind	Laptime
53		59.491	53		59.675	53		59.599	53		59.685	53		59.204
49	4 LAPS	59.653	49	4 LAPS	59.806	49	4 LAPS	1:00.447	66	1 LAP	59.600	66	1 LAP	59.513
66	1 LAP	59.841	66	1 LAP	59.483	66	1 LAP	1:00.267	49	4 LAPS	1:00.287	49	4 LAPS	59.373
108	5 LAPS	1:00.543	4	59 LAPS	1:06.260	99	1 LAP	59.509	99	1 LAP	59.160	99	1 LAP	59.135
99	1 LAP	59.323	99	1 LAP	59.621	5	19 LAPS	1:09.995	108	5 LAPS	1:00.485	108	5 LAPS	1:00.261
7	1 LAP	1:00.343	108	5 LAPS	1:00.549	108	5 LAPS	1:00.779	7	1 LAP	1:00.390	7	1 LAP	1:00.119
130	86 LAPS	1:01.184	7	1 LAP	1:00.690	4	59 LAPS	1:04.193	4	59 LAPS	1:05.588	130	86 LAPS	1:01.477
106	4 LAPS	1:00.425	130	86 LAPS	1:00.483	7	1 LAP	1:00.448	130	86 LAPS	1:01.668	4	59 LAPS	1:05.191
2	7 LAPS	1:07.408	106	4 LAPS	1:00.665	130	86 LAPS	1:00.627	5	19 LAPS	1:11.729	5	19 LAPS	1:08.634
92	1 LAP	59.752	14	32.530	59.762	106	4 LAPS	1:00.190	106	4 LAPS	1:00.557	106	4 LAPS	1:00.260
14	32.443	59.527	92	1 LAP	1:00.801	14	31.947	59.016	14	31.645	59.383	14	31.398	58.957
46	33.013	59.934	46	33.695	1:00.357	92	1 LAP	1:00.066	46	34.064	59.769	46	34.626	59.766
3	9 LAPS	1:00.176	2	7 LAPS	1:09.564	46	33.980	59.884	92	1 LAP	1:00.179	92	1 LAP	59.957
107	7 LAPS	1:02.889	3	9 LAPS	1:00.296	3	9 LAPS	1:00.327	3	9 LAPS	1:00.869	3	9 LAPS	1:00.135
11	4 LAPS	1:02.714	107	7 LAPS	1:02.728	2	7 LAPS	1:08.091	2	7 LAPS	1:07.183			
5	18 LAPS	1:09.708	11	4 LAPS	1:02.699	107	7 LAPS	1:03.063	107	7 LAPS	1:02.504			
						11	4 LAPS	1:03.266	11	4 LAPS	1:02.496			

Weather/Track : Bright/Dry

Brands Indy
Circuit Length = 1.2262 miles.
Start: 13:55 End: 17:55

Uniroyal VW Team Challenge

RACE 3 - LAP CHART

(contd.)

Lap 136			Lap 137			Lap 138			Lap 139			Lap 140		
No	Behind	Laptime	No	Behind	Laptime	No	Behind	Laptime	No	Behind	Laptime	No	Behind	Laptime
53		1:00.589	53		59.434	53		59.539	53		59.421	53		59.771
107	8 LAPS	1:02.874	99	1 LAP	1:01.257	99	1 LAP	59.441	99	1 LAP	59.500	99	1 LAP	59.446
11	5 LAPS	1:02.974	66	1 LAP	1:01.633	66	1 LAP	59.834	66	1 LAP	59.763	5	20 LAPS	1:09.443
66	1 LAP	1:00.289	49	4 LAPS	1:01.883	49	4 LAPS	59.932	49	4 LAPS	59.884	66	1 LAP	59.866
49	4 LAPS	59.906	107	8 LAPS	1:02.989	107	8 LAPS	1:02.040	11	5 LAPS	1:02.392	49	4 LAPS	1:00.073
99	1 LAP	59.148	11	5 LAPS	1:02.716	11	5 LAPS	1:02.223	107	8 LAPS	1:02.909	11	5 LAPS	1:01.489
2	8 LAPS	1:08.504	108	5 LAPS	1:01.853	108	5 LAPS	1:00.498	108	5 LAPS	1:00.557	107	8 LAPS	1:02.788
108	5 LAPS	1:00.486	7	1 LAP	1:00.253	7	1 LAP	1:00.007	7	1 LAP	1:00.485	108	5 LAPS	1:01.584
7	1 LAP	1:00.398	2	8 LAPS	1:07.770	2	8 LAPS	1:07.242	130	86 LAPS	1:01.436	7	1 LAP	1:01.487
130	86 LAPS	1:00.452	130	86 LAPS	1:00.622	130	86 LAPS	1:00.746	2	8 LAPS	1:06.374	130	86 LAPS	1:00.608
4	59 LAPS	1:04.943	106	4 LAPS	1:00.277	14	30.349	59.545	14	30.147	59.219	14	29.364	58.988
106	4 LAPS	1:00.539	4	59 LAPS	1:04.329	106	4 LAPS	1:00.794	106	4 LAPS	1:00.363	2	8 LAPS	1:06.794
14	30.767	59.958	14	30.343	59.010	46	34.702	59.855	46	35.031	59.750	106	4 LAPS	1:00.555
46	33.991	59.954	46	34.386	59.829	4	59 LAPS	1:04.372	92	1 LAP	59.886	46	34.523	59.263
92	1 LAP	59.771	92	1 LAP	1:00.141	92	1 LAP	59.746	3	9 LAPS	1:00.192	92	1 LAP	59.382
5	19 LAPS	1:09.864	5	19 LAPS	1:07.423	3	9 LAPS	1:00.390				3	9 LAPS	1:00.272
3	9 LAPS	1:00.407	3	9 LAPS	1:00.772	5	19 LAPS	1:08.562						

Weather/Track : Bright/Dry

Brands Indy
Circuit Length = 1.2262 miles.
Start: 13:55 End: 17:55

Uniroyal VW Team Challenge

RACE 3 - LAP CHART

(contd.)

Lap 141			Lap 142			Lap 143			Lap 144			Lap 145		
No	Behind	Laptime	No	Behind	Laptime	No	Behind	Laptime	No	Behind	Laptime	No	Behind	Laptime
53		59.547	53		59.352	53		59.487	53		59.365	53		59.181
99	1 LAP	59.512	99	1 LAP	59.555	99	1 LAP	59.148	99	1 LAP	59.374	2	9 LAPS	1:07.236
66	1 LAP	59.997	66	1 LAP	59.795	66	1 LAP	59.909	66	1 LAP	59.786	66	1 LAP	59.627
49	4 LAPS	1:00.420	49	4 LAPS	59.842	49	4 LAPS	59.475	49	4 LAPS	59.442	49	4 LAPS	59.671
11	5 LAPS	1:01.679	11	5 LAPS	1:01.374	11	5 LAPS	1:01.384	7	1 LAP	1:00.269	7	1 LAP	1:00.274
5	20 LAPS	1:10.772	7	1 LAP	1:02.374	7	1 LAP	59.886	11	5 LAPS	1:02.450	108	5 LAPS	1:00.378
107	8 LAPS	1:01.630	107	8 LAPS	1:03.224	108	5 LAPS	1:00.238	108	5 LAPS	1:00.240	11	5 LAPS	1:01.622
108	5 LAPS	1:01.519	108	5 LAPS	1:03.493	107	8 LAPS	1:02.400	107	8 LAPS	1:01.980	107	8 LAPS	1:02.114
7	1 LAP	1:01.473	5	20 LAPS	1:07.370	130	86 LAPS	1:00.488	14	28.025	59.039	14	28.101	59.257
130	86 LAPS	1:00.633	130	86 LAPS	1:00.602	14	28.351	59.294	130	86 LAPS	1:00.809	130	86 LAPS	1:00.882
14	28.784	58.967	14	28.544	59.112	5	20 LAPS	1:11.224	46	35.734	59.741	46	36.399	59.846
106	4 LAPS	1:00.698	106	4 LAPS	1:00.164	106	4 LAPS	59.774	106	4 LAPS	1:00.185	92	1 LAP	1:00.529
46	34.214	59.238	46	34.908	1:00.046	46	35.358	59.937	92	1 LAP	59.658	106	4 LAPS	1:01.544
92	1 LAP	59.359	92	1 LAP	59.567	92	1 LAP	59.929	5	20 LAPS	1:07.761	3	9 LAPS	1:00.726
2	8 LAPS	1:07.329	2	8 LAPS	1:07.460	3	9 LAPS	1:00.347	3	9 LAPS	1:00.275	5	20 LAPS	1:10.289
3	9 LAPS	1:00.102	3	9 LAPS	59.801	2	8 LAPS	1:07.104						

Weather/Track : Bright/Dry

Brands Indy
Circuit Length = 1.2262 miles.
Start: 13:55 End: 17:55

Uniroyal VW Team Challenge

RACE 3 - LAP CHART

(contd.)

Lap 146			Lap 147			Lap 148			Lap 149			Lap 150		
No	Behind	Laptime	No	Behind	Laptime	No	Behind	Laptime	No	Behind	Laptime	No	Behind	Laptime
53		59.543	53		1:07.374	53		1:06.239	53		1:03.179	53		59.667
66	1 LAP	1:00.122	66	1 LAP	1:02.755	66	1 LAP	1:14.271	66	1 LAP	59.557	5	23 LAPS	1:15.833
49	4 LAPS	1:00.182	49	4 LAPS	1:04.816	49	4 LAPS	1:12.308	49	4 LAPS	1:00.024	66	1 LAP	59.581
2	9 LAPS	1:08.333	2	9 LAPS	1:16.265	2	9 LAPS	1:14.349	7	1 LAP	59.927	49	4 LAPS	59.397
7	1 LAP	1:00.378	7	1 LAP	1:07.762	7	1 LAP	1:14.323	108	5 LAPS	1:00.337	7	1 LAP	1:00.474
108	5 LAPS	59.959	108	5 LAPS	1:07.460	108	5 LAPS	1:14.058	14	34.262	59.226	108	5 LAPS	59.960
11	5 LAPS	1:00.828	11	5 LAPS	1:20.854	11	5 LAPS	1:05.702	2	9 LAPS	1:07.150	14	33.629	59.034
14	28.034	59.476	14	38.473	1:17.813	14	38.215	1:05.981	11	5 LAPS	1:01.097	130	86 LAPS	1:00.267
107	8 LAPS	1:01.895	107	8 LAPS	1:15.945	107	8 LAPS	1:06.111	130	86 LAPS	1:00.184	11	5 LAPS	1:01.479
130	86 LAPS	1:00.290	130	86 LAPS	1:15.236	130	86 LAPS	1:05.925	107	8 LAPS	1:02.469	46	38.668	1:00.071
46	37.272	1:00.416	46	39.865	1:09.967	46	40.229	1:06.603	46	38.264	1:01.214	3	9 LAPS	1:01.777
92	1 LAP	1:00.088	92	1 LAP	1:09.776	92	1 LAP	1:06.682	92	1 LAP	1:00.828	107	8 LAPS	1:03.375
106	4 LAPS	1:00.355	106	4 LAPS	1:08.923	106	4 LAPS	1:06.912	106	4 LAPS	1:00.878	92	1 LAP	1:03.171
3	9 LAPS	1:00.261	3	9 LAPS	1:00.627	3	9 LAPS	1:01.878	3	9 LAPS	1:00.203	106	4 LAPS	1:02.823
								5 22 LAPS 3:09.361P				2	9 LAPS	1:08.593

Weather/Track : Bright/Dry

Brands Indy
Circuit Length = 1.2262 miles.
Start: 13:55 End: 17:55

Uniroyal VW Team Challenge

RACE 3 - LAP CHART

(contd.)

Lap 151			Lap 152			Lap 153			Lap 154			Lap 155		
No	Behind	Laptime	No	Behind	Laptime	No	Behind	Laptime	No	Behind	Laptime	No	Behind	Laptime
53		59.453	53		59.140	53		59.309	53		59.866	53		1:02.531
66	1 LAP	59.729	66	1 LAP	1:00.168	99	8 LAPS	1:07.340	2	10 LAPS	1:06.081	99	8 LAPS	1:02.952
49	4 LAPS	1:00.051	49	4 LAPS	59.647	66	1 LAP	59.466	99	8 LAPS	1:00.953	49	4 LAPS	1:01.606
5	23 LAPS	1:09.658	5	23 LAPS	1:08.864	49	4 LAPS	59.511	66	1 LAP	59.791	2	10 LAPS	1:08.406
7	1 LAP	1:00.180	7	1 LAP	59.602	7	1 LAP	1:00.143	49	4 LAPS	59.636	7	1 LAP	1:00.925
108	5 LAPS	1:00.325	108	5 LAPS	59.903	108	5 LAPS	59.943	7	1 LAP	59.859	108	5 LAPS	1:00.669
14	33.572	59.396	14	33.162	58.730	14	33.501	59.648	108	5 LAPS	59.905	14	29.787	59.310
130	86 LAPS	59.751	130	86 LAPS	59.999	4	73 LAPS	15:11.216P	14	33.008	59.373	46	36.715	1:00.030
46	38.478	59.263	46	38.714	59.376	130	86 LAPS	1:00.404	46	39.216	1:00.077	130	86 LAPS	1:00.280
11	5 LAPS	1:00.825	11	5 LAPS	1:00.407	46	39.005	59.600	130	86 LAPS	1:00.662	3	9 LAPS	1:00.254
3	9 LAPS	1:00.260	3	9 LAPS	59.701	5	23 LAPS	1:15.165	3	9 LAPS	1:01.225	92	1 LAP	1:01.766
106	4 LAPS	59.945	106	4 LAPS	59.611	11	5 LAPS	1:01.565	11	5 LAPS	1:02.670	4	73 LAPS	1:04.581
92	1 LAP	1:00.283	92	1 LAP	59.560	3	9 LAPS	1:00.273	4	73 LAPS	1:12.143	106	5 LAPS	2:10.333P
107	8 LAPS	1:03.274	107	8 LAPS	1:02.135	106	4 LAPS	1:00.894	92	1 LAP	1:02.233	66	1 LAP	2:04.021P
2	9 LAPS	1:05.321	2	9 LAPS	1:05.509	92	1 LAP	1:02.682	5	23 LAPS	1:13.856	49	3 LAPS	1:20.256P
99	7 LAPS	8:09.009P				107	8 LAPS	1:02.676				108	4 LAPS	1:01.169

Weather/Track : Bright/Dry

Brands Indy
Circuit Length = 1.2262 miles.
Start: 13:55 End: 17:55

Uniroyal VW Team Challenge

RACE 3 - LAP CHART

(contd.)

Lap 156			Lap 157			Lap 158			Lap 159			Lap 160		
No	Behind	Laptime	No	Behind	Laptime	No	Behind	Laptime	No	Behind	Laptime	No	Behind	Laptime
14		1:00.834	53		1:10.077	53		1:06.873	53		1:03.734	53		59.638
46	6.709	1:00.615	7	1 LAP	1:08.147	7	1 LAP	1:06.804	7	1 LAP	1:04.441	7	1 LAP	59.468
3	9 LAPS	1:00.239	99	8 LAPS	1:08.029	99	8 LAPS	1:06.002	99	8 LAPS	1:04.224	99	8 LAPS	59.345
92	1 LAP	1:00.836	130	87 LAPS	2:44.821P	2	11 LAPS	1:55.320	108	6 LAPS	2:56.871P	108	6 LAPS	1:06.426
11	6 LAPS	2:09.854P	14	6.800	1:53.701P	130	87 LAPS	1:17.549	107	13 LAPS	6:56.459	14	21.086	1:00.354
4	73 LAPS	1:06.802	46	9.272	1:49.464P	14	15.669	1:15.742	2	11 LAPS	1:08.675	46	21.480	1:00.397
106	5 LAPS	1:09.720	66	1 LAP	1:25.928	46	16.510	1:14.111	130	87 LAPS	1:08.519	2	11 LAPS	1:04.593
53	36.824	2:07.445P	49	3 LAPS	1:07.962	92	1 LAP	2:13.589P	14	20.370	1:08.435	130	87 LAPS	1:04.064
7	1 LAP	1:40.821P	11	5 LAPS	1:06.163	66	1 LAP	1:21.031	46	20.721	1:07.945	107	13 LAPS	1:07.550
99	8 LAPS	2:03.051P	106	4 LAPS	1:03.700	49	3 LAPS	1:18.287	5	26 LAPS	1:33.289	5	26 LAPS	1:06.634
66	1 LAP	1:25.760	5	25 LAPS	4:30.704P	11	5 LAPS	1:17.266	3	10 LAPS	3:23.060P	92	1 LAP	1:01.052
108	4 LAPS	1:06.324				106	4 LAPS	1:15.159	92	1 LAP	1:07.554	3	10 LAPS	1:12.036
2	10 LAPS	2:35.166P							66	1 LAP	1:00.028	66	1 LAP	59.615
3	8 LAPS	1:00.182							11	5 LAPS	1:00.012	106	4 LAPS	59.314
92	1:18.694	1:00.329							106	4 LAPS	1:00.059	11	5 LAPS	59.896
49	3 LAPS	1:28.559												
11	5 LAPS	1:07.864												
106	4 LAPS	1:03.362												

Weather/Track : Bright/Dry

Brands Indy
Circuit Length = 1.2262 miles.
Start: 13:55 End: 17:55

Uniroyal VW Team Challenge

RACE 3 - LAP CHART

(contd.)

Lap 161			Lap 162			Lap 163			Lap 164			Lap 165		
No	Behind	Laptime	No	Behind	Laptime	No	Behind	Laptime	No	Behind	Laptime	No	Behind	Laptime
53		59.534	53		59.499	53		59.622	53		1:03.464	53		1:02.069
99	8 LAPS	59.367	99	8 LAPS	59.381	99	8 LAPS	59.494	108	6 LAPS	1:01.274	14	14.231	59.791
7	1 LAP	59.934	7	1 LAP	59.439	7	1 LAP	59.425	107	15 LAPS	1:13.791	108	6 LAPS	1:01.281
108	6 LAPS	1:01.347	108	6 LAPS	1:01.498	107	15 LAPS	2:38.326P	14	16.509	59.306	46	14.764	59.692
14	21.161	59.609	14	21.129	59.467	108	6 LAPS	1:01.250	46	17.141	59.393	107	15 LAPS	1:03.939
46	21.469	59.523	46	21.653	59.683	14	20.667	59.160	130	87 LAPS	1:01.877	130	87 LAPS	1:02.719
49	5 LAPS	2:27.468P	130	87 LAPS	1:02.048	46	21.212	59.181	49	5 LAPS	1:01.300	49	5 LAPS	1:02.011
130	87 LAPS	1:01.635	49	5 LAPS	1:06.448	130	87 LAPS	1:01.785	2	11 LAPS	1:02.129	2	11 LAPS	1:02.270
2	11 LAPS	1:03.394	2	11 LAPS	1:03.080	49	5 LAPS	1:01.940	92	1 LAP	1:01.014	92	1 LAP	1:00.649
5	26 LAPS	1:03.441	5	26 LAPS	1:04.059	2	11 LAPS	1:02.568	5	26 LAPS	1:03.105	5	26 LAPS	1:01.637
92	1 LAP	1:00.439	92	1 LAP	1:00.355	92	1 LAP	1:00.968	66	1 LAP	59.877	106	4 LAPS	1:00.037
3	10 LAPS	1:04.045	66	1 LAP	1:00.147	5	26 LAPS	1:05.062	106	4 LAPS	59.509	66	1 LAP	1:01.044
66	1 LAP	59.815	106	4 LAPS	59.710	66	1 LAP	1:00.113	11	5 LAPS	1:00.599	11	5 LAPS	1:00.466
106	4 LAPS	59.884	11	5 LAPS	1:00.551	106	4 LAPS	59.823	99	7 LAPS	59.803	99	7 LAPS	59.977
11	5 LAPS	1:01.372	3	10 LAPS	1:04.088	11	5 LAPS	1:00.440	7	59.740	1:00.132	7	57.681	1:00.010
						7	1:03.072	1:02.175	3	10 LAPS	1:02.373	3	10 LAPS	1:02.828
						99	7 LAPS	1:02.485						
						3	10 LAPS	1:03.417						

Weather/Track : Bright/Dry

Brands Indy
Circuit Length = 1.2262 miles.
Start: 13:55 End: 17:55

Uniroyal VW Team Challenge

RACE 3 - LAP CHART

(contd.)

Lap 166			Lap 167			Lap 168			Lap 169			Lap 170		
No	Behind	Laptime	No	Behind	Laptime	No	Behind	Laptime	No	Behind	Laptime	No	Behind	Laptime
14		59.299	14		59.494	14		59.298	14		59.177	14		59.630
46	1.493	1:00.259	46	1.340	59.341	46	1.831	59.789	46	2.160	59.506	46	1.970	59.440
108	6 LAPS	1:01.143	108	6 LAPS	1:00.229	108	6 LAPS	1:00.611	108	6 LAPS	1:00.800	3	11 LAPS	1:01.733
107	15 LAPS	1:04.865	107	15 LAPS	1:03.930	107	15 LAPS	1:03.346	107	15 LAPS	1:03.312	5	28 LAPS	2:24.880P
53	15.934	1:29.464P	49	5 LAPS	1:01.423	49	5 LAPS	1:01.148	53	23.144	59.245	108	6 LAPS	1:00.614
49	5 LAPS	1:01.571	130	87 LAPS	1:01.657	53	23.076	1:00.484	49	5 LAPS	1:01.348	53	22.835	59.321
130	87 LAPS	1:01.925	53	21.890	1:05.450	130	87 LAPS	1:01.567	130	87 LAPS	1:01.026	107	15 LAPS	1:03.031
2	11 LAPS	1:01.870	2	11 LAPS	1:02.086	2	11 LAPS	1:02.274	2	11 LAPS	1:02.844	49	5 LAPS	1:01.646
92	1 LAP	1:00.271	92	1 LAP	1:00.792	92	1 LAP	1:00.581	92	1 LAP	1:00.819	130	87 LAPS	1:01.141
5	26 LAPS	1:01.773	106	4 LAPS	59.653	106	4 LAPS	59.554	106	4 LAPS	59.585	2	11 LAPS	1:02.959
106	4 LAPS	59.431	66	1 LAP	59.803	66	1 LAP	59.720	66	1 LAP	59.712	92	1 LAP	1:00.451
66	1 LAP	59.753	5	26 LAPS	1:03.433	99	7 LAPS	59.642	99	7 LAPS	59.419	106	4 LAPS	59.564
11	5 LAPS	1:00.404	99	7 LAPS	59.733	7	44.950	1:00.267	7	45.055	59.282	66	1 LAP	59.653
99	7 LAPS	59.245	11	5 LAPS	1:00.981	11	5 LAPS	1:00.560	11	5 LAPS	1:00.356	99	7 LAPS	59.480
7	43.571	59.420	7	43.981	59.904	3	10 LAPS	1:02.496				7	44.264	58.839
3	10 LAPS	1:03.004	3	10 LAPS	1:03.058							11	5 LAPS	59.858

Weather/Track : Bright/Dry

Brands Indy
Circuit Length = 1.2262 miles.
Start: 13:55 End: 17:55

Uniroyal VW Team Challenge

RACE 3 - LAP CHART

(contd.)

Lap 171			Lap 172			Lap 173			Lap 174			Lap 175		
No	Behind	Laptime	No	Behind	Laptime	No	Behind	Laptime	No	Behind	Laptime	No	Behind	Laptime
14		59.498	14		59.360	14		59.585	14		59.559	14		59.498
46	2.333	59.861	46	2.260	59.287	46	2.387	59.712	46	2.348	59.520	46	2.372	59.522
3	11 LAPS	1:02.271	3	11 LAPS	1:01.780	3	11 LAPS	1:01.753	3	11 LAPS	1:01.940	108	6 LAPS	1:00.967
108	6 LAPS	1:00.770	108	6 LAPS	1:00.684	108	6 LAPS	1:00.026	108	6 LAPS	1:01.400	3	11 LAPS	1:01.885
5	28 LAPS	1:10.793	5	28 LAPS	1:03.075	53	22.017	59.070	5	28 LAPS	1:05.058	49	5 LAPS	1:00.869
53	22.531	59.194	53	22.532	59.361	5	28 LAPS	1:02.393	49	5 LAPS	1:01.078	130	87 LAPS	1:01.274
107	15 LAPS	1:02.470	49	5 LAPS	1:01.688	49	5 LAPS	1:01.552	130	87 LAPS	1:00.774	92	1 LAP	59.822
49	5 LAPS	1:01.210	130	87 LAPS	1:02.319	130	87 LAPS	1:01.418	92	1 LAP	1:00.068	66	1 LAP	59.922
130	87 LAPS	1:03.238	107	15 LAPS	1:04.686	107	15 LAPS	1:03.150	106	4 LAPS	59.807	7	45.016	59.720
92	1 LAP	1:00.555	92	1 LAP	1:00.518	92	1 LAP	1:00.117	66	1 LAP	59.571	99	7 LAPS	59.930
106	4 LAPS	59.836	106	4 LAPS	59.562	106	4 LAPS	59.415	107	15 LAPS	1:04.074	107	15 LAPS	1:05.154
2	11 LAPS	1:02.899	66	1 LAP	59.912	66	1 LAP	59.978	7	44.794	59.668	11	5 LAPS	1:00.148
66	1 LAP	1:00.180	2	11 LAPS	1:03.197	2	11 LAPS	1:01.885	99	7 LAPS	59.481	2	11 LAPS	1:02.359
99	7 LAPS	59.522	7	45.107	1:00.382	7	44.685	59.163	2	11 LAPS	1:02.959			
7	44.085	59.319	99	7 LAPS	1:01.023	99	7 LAPS	59.654	11	5 LAPS	59.895			
11	5 LAPS	59.937	11	5 LAPS	1:00.149	11	5 LAPS	1:00.125	53	55.325	1:32.867P			

Weather/Track : Bright/Dry

Brands Indy
Circuit Length = 1.2262 miles.
Start: 13:55 End: 17:55

Uniroyal VW Team Challenge

RACE 3 - LAP CHART

(contd.)

Lap 176			Lap 177			Lap 178			Lap 179			Lap 180		
No	Behind	Laptime	No	Behind	Laptime	No	Behind	Laptime	No	Behind	Laptime	No	Behind	Laptime
14		59.589	14		59.130	14		59.352	14		59.516	14		59.440
53	1 LAP	1:04.353	53	1 LAP	59.057	53	1 LAP	59.560	53	1 LAP	59.353	53	1 LAP	59.046
46	2.188	59.405	46	2.310	59.252	46	2.160	59.202	107	16 LAPS	1:05.343	2	12 LAPS	1:02.324
108	6 LAPS	1:00.531	108	6 LAPS	1:00.213	108	6 LAPS	1:00.788	46	2.242	59.598	46	2.333	59.531
3	11 LAPS	1:00.989	3	11 LAPS	1:00.967	3	11 LAPS	1:00.657	108	6 LAPS	1:00.576	107	16 LAPS	1:03.670
106	5 LAPS	1:40.052P	106	5 LAPS	1:08.093	106	5 LAPS	1:00.034	3	11 LAPS	1:01.783	108	6 LAPS	1:00.640
49	5 LAPS	1:00.811	49	5 LAPS	1:01.746	49	5 LAPS	1:01.570	106	5 LAPS	59.567	3	11 LAPS	1:01.986
92	1 LAP	1:00.439	92	1 LAP	1:00.272	92	1 LAP	1:00.604	92	1 LAP	1:00.475	106	5 LAPS	59.713
130	87 LAPS	1:01.055	130	87 LAPS	1:00.502	66	1 LAP	1:00.155	66	1 LAP	59.953	92	1 LAP	1:00.320
66	1 LAP	59.854	66	1 LAP	59.435	130	87 LAPS	1:01.185	49	5 LAPS	1:02.322	66	1 LAP	1:00.312
5	29 LAPS	2:14.047P	7	44.699	59.026	7	44.577	59.230	7	44.349	59.288	7	43.946	59.037
7	44.803	59.376	99	7 LAPS	59.913	99	7 LAPS	59.620	130	87 LAPS	1:01.391	49	5 LAPS	1:00.882
99	7 LAPS	1:00.020	11	5 LAPS	1:00.308	11	5 LAPS	1:00.123	99	7 LAPS	59.948	130	87 LAPS	1:00.917
11	5 LAPS	1:00.075	5	29 LAPS	1:08.066	5	29 LAPS	1:01.487	11	5 LAPS	1:00.580	99	7 LAPS	59.517
107	15 LAPS	1:03.287	107	15 LAPS	1:03.211	2	11 LAPS	1:02.650	5	29 LAPS	1:01.629	11	5 LAPS	1:00.110
2	11 LAPS	1:01.659	2	11 LAPS	1:02.003							53	59.596	59.427
												5	29 LAPS	1:02.289

Weather/Track : Bright/Dry

Brands Indy
Circuit Length = 1.2262 miles.
Start: 13:55 End: 17:55

Uniroyal VW Team Challenge

RACE 3 - LAP CHART

(contd.)

Lap 181			Lap 182			Lap 183			Lap 184			Lap 185		
No	Behind	Laptime	No	Behind	Laptime	No	Behind	Laptime	No	Behind	Laptime	No	Behind	Laptime
14		59.947	14		59.160	14		59.500	14		59.595	14		59.210
46	2.165	59.779	46	2.306	59.301	46	1.998	59.192	46	1.801	59.398	46	1.731	59.140
2	12 LAPS	1:02.595	5	30 LAPS	1:02.789	5	30 LAPS	1:01.309	5	30 LAPS	1:01.622	5	30 LAPS	1:01.718
107	16 LAPS	1:04.452	2	12 LAPS	1:01.548	2	12 LAPS	1:01.915	2	12 LAPS	1:01.648	2	12 LAPS	1:01.259
108	6 LAPS	1:00.226	107	16 LAPS	1:05.582	108	6 LAPS	1:00.185	108	6 LAPS	1:00.265	108	6 LAPS	1:00.969
3	11 LAPS	1:01.780	108	6 LAPS	1:00.963	107	16 LAPS	1:05.120	107	16 LAPS	1:03.724	106	5 LAPS	1:00.933
106	5 LAPS	59.547	3	11 LAPS	1:01.638	106	5 LAPS	1:00.353	106	5 LAPS	59.806	107	16 LAPS	1:06.044
7	44.387	1:00.388	106	5 LAPS	59.544	3	11 LAPS	1:01.677	3	11 LAPS	1:01.209	3	11 LAPS	1:01.994
66	1 LAP	1:00.745	7	44.727	59.500	7	44.975	59.748	7	45.111	59.731	7	45.745	59.844
92	1 LAP	1:01.220	66	1 LAP	59.669	66	1 LAP	1:00.046	66	1 LAP	59.786	66	1 LAP	59.710
49	5 LAPS	1:00.890	92	1 LAP	59.824	92	1 LAP	59.808	92	1 LAP	1:00.323	92	1 LAP	59.921
130	87 LAPS	1:00.759	49	5 LAPS	1:00.909	99	7 LAPS	59.745	99	7 LAPS	59.520	99	7 LAPS	59.813
99	7 LAPS	59.338	99	7 LAPS	1:00.406	49	5 LAPS	1:01.009	49	5 LAPS	1:01.001	49	5 LAPS	1:00.735
11	5 LAPS	1:00.402	130	87 LAPS	1:01.546	130	87 LAPS	1:00.682	130	87 LAPS	1:00.680	130	87 LAPS	1:00.723
53	58.963	59.314	11	5 LAPS	1:00.113	11	5 LAPS	59.821	11	5 LAPS	1:00.013	11	5 LAPS	1:00.332
			53	59.191	59.388	53	59.062	59.371	53	58.609	59.142	53	58.354	58.955

Weather/Track : Bright/Dry

Brands Indy
Circuit Length = 1.2262 miles.
Start: 13:55 End: 17:55

**Uniroyal VW Team Challenge
RACE 3 - LAP CHART**

(contd.)

Lap 186			Lap 187			Lap 188			Lap 189			Lap 190		
No	Behind	Laptime	No	Behind	Laptime	No	Behind	Laptime	No	Behind	Laptime	No	Behind	Laptime
14		59.239	14		58.719	14		58.992	14		59.989	14		59.585
46	1.616	59.124	46	2.097	59.200	46	2.414	59.309	53	1 LAP	1:00.450	53	1 LAP	1:00.383
5	30 LAPS	1:01.336	5	30 LAPS	1:01.237	5	30 LAPS	1:01.203	11	6 LAPS	1:01.328	49	6 LAPS	1:02.433
2	12 LAPS	1:01.418	2	12 LAPS	1:01.416	2	12 LAPS	1:01.570	46	1.952	59.527	11	6 LAPS	1:00.949
108	6 LAPS	1:01.032	108	6 LAPS	1:00.755	108	6 LAPS	1:00.758	5	30 LAPS	1:01.185	46	2.529	1:00.162
106	5 LAPS	1:00.109	106	5 LAPS	59.773	106	5 LAPS	59.896	2	12 LAPS	1:01.676	130	88 LAPS	1:03.666
3	11 LAPS	1:01.040	3	11 LAPS	1:01.869	3	11 LAPS	1:01.761	11	171 LAPS	1:07:50.931P	5	30 LAPS	1:01.489
107	16 LAPS	1:04.641	107	16 LAPS	1:04.523	7	47.068	59.527	108	6 LAPS	1:00.609	2	12 LAPS	1:01.596
7	45.897	59.391	7	46.533	59.355	66	1 LAP	59.946	106	5 LAPS	59.593	108	6 LAPS	1:00.132
66	1 LAP	59.602	66	1 LAP	59.818	107	16 LAPS	1:05.572	3	11 LAPS	1:02.051	106	5 LAPS	59.369
92	1 LAP	1:01.309	92	1 LAP	1:00.286	92	1 LAP	1:00.263	7	46.597	59.518	3	11 LAPS	1:01.317
99	7 LAPS	1:00.108	99	7 LAPS	59.522	99	7 LAPS	1:00.318	66	1 LAP	59.888	7	46.001	58.989
130	87 LAPS	1:00.869	49	5 LAPS	1:00.545	49	5 LAPS	1:01.201	92	1 LAP	1:00.182	66	1 LAP	59.799
49	5 LAPS	1:01.575	130	87 LAPS	1:01.675	130	87 LAPS	1:00.837	99	7 LAPS	1:00.118	99	7 LAPS	1:00.578
11	5 LAPS	59.976	11	5 LAPS	59.904				107	16 LAPS	1:04.068	92	1 LAP	1:00.914
53	58.146	59.031	53	58.702	59.275									

Weather/Track : Bright/Dry

Brands Indy
Circuit Length = 1.2262 miles.
Start: 13:55 End: 17:55

**Uniroyal VW Team Challenge
RACE 3 - LAP CHART**

(contd.)

Lap 191			Lap 192			Lap 193			Lap 194			Lap 195		
No	Behind	Laptime	No	Behind	Laptime	No	Behind	Laptime	No	Behind	Laptime	No	Behind	Laptime
14		59.535	14		59.232	14		59.240	14		59.277	14		59.057
107	17 LAPS	1:04.571	53	1 LAP	58.795	53	1 LAP	59.489	53	1 LAP	58.899	53	1 LAP	59.121
53	1 LAP	59.310	46	2.996	59.509	46	3.279	59.523	46	3.367	59.365	46	3.784	59.474
46	2.719	59.725	11	6 LAPS	1:00.370	11	6 LAPS	1:00.101	11	174 LAPS	1:08.570	11	174 LAPS	1:00.556
11	6 LAPS	1:01.145	49	6 LAPS	1:00.977	49	6 LAPS	1:00.990	49	6 LAPS	1:00.552	130	88 LAPS	1:01.295
49	6 LAPS	1:01.945	130	88 LAPS	1:01.146	130	88 LAPS	1:01.092	130	88 LAPS	1:00.464	11	7 LAPS	2:11.790P
130	88 LAPS	1:00.652	107	17 LAPS	1:06.133	107	17 LAPS	1:04.321	107	17 LAPS	1:04.600	2	13 LAPS	2:00.901P
5	30 LAPS	1:01.445	5	30 LAPS	1:01.288	5	30 LAPS	1:01.127	108	6 LAPS	1:00.514	106	5 LAPS	1:00.406
2	12 LAPS	1:01.870	2	12 LAPS	1:01.971	2	12 LAPS	1:02.407	106	5 LAPS	59.714	7	48.469	1:00.371
108	6 LAPS	1:00.280	108	6 LAPS	1:00.212	108	6 LAPS	1:00.096	66	2 LAPS	1:49.598P	66	2 LAPS	1:06.938
106	5 LAPS	59.350	106	5 LAPS	1:00.004	106	5 LAPS	59.599	7	47.155	59.503	3	11 LAPS	1:00.856
7	46.307	59.841	7	46.615	59.540	7	46.929	59.554	3	11 LAPS	1:01.252	99	7 LAPS	59.922
3	11 LAPS	1:01.142	3	11 LAPS	1:00.925	3	11 LAPS	1:02.087	99	7 LAPS	59.676			
66	1 LAP	59.898	66	1 LAP	59.749	99	7 LAPS	59.666	92	1 LAP	1:00.131			
99	7 LAPS	59.840	99	7 LAPS	59.767	92	1 LAP	1:00.207						
92	1 LAP	1:00.579	111173	LAPS	3:25.983P									
			92	1 LAP	1:00.024									

Weather/Track : Bright/Dry

Brands Indy
Circuit Length = 1.2262 miles.
Start: 13:55 End: 17:55

Uniroyal VW Team Challenge

RACE 3 - LAP CHART

(contd.)

Lap 196			Lap 197			Lap 198			Lap 199			Lap 200		
No	Behind	Laptime	No	Behind	Laptime	No	Behind	Laptime	No	Behind	Laptime	No	Behind	Laptime
46		59.604	46		59.621	46		59.636	46		59.698	46		59.531
111174	LAPS	1:00.014	130 88	LAPS	1:01.078	108 8	LAPS	1:14.453	108 8	LAPS	1:03.813	108 8	LAPS	1:03.155
130 88	LAPS	1:00.923	49 7	LAPS	1:07.747	11 7	LAPS	1:00.378	11 7	LAPS	1:00.114	7 1	LAP	1:36.684P
49 7	LAPS	2:08.267P	11 7	LAPS	1:01.011	49 7	LAPS	1:01.141	49 7	LAPS	1:00.372	11 7	LAPS	1:00.214
5 32	LAPS	2:55.203P	106 5	LAPS	1:00.044	3 13	LAPS	2:34.402P	3 13	LAPS	1:11.635	49 7	LAPS	1:00.199
11 7	LAPS	1:06.215	5 32	LAPS	1:19.486	2 13	LAPS	1:01.469	53 1	LAP	59.437	53 1	LAP	1:00.252
107 18	LAPS	2:15.257P	107 18	LAPS	1:08.626	53 1	LAP	1:00.414	66 2	LAPS	59.464	66 2	LAPS	59.758
106 5	LAPS	59.502	2 13	LAPS	1:00.743	107 18	LAPS	1:04.029	2 13	LAPS	1:02.101	2 13	LAPS	1:00.576
53 1	LAP	1:39.661P	53 1	LAP	1:04.957	7 44	369	59.248	107 18	LAPS	1:02.434	3 13	LAPS	1:06.745
92 2	LAPS	1:44.072P	7 44	757	59.847	66 2	LAPS	59.877	92 2	LAPS	1:00.313	92 2	LAPS	1:00.119
2 13	LAPS	1:07.324	66 2	LAPS	59.409	92 2	LAPS	1:00.488	106 6	LAPS	2:15.626P	107 18	LAPS	1:01.861
7 44	531	59.450	92 2	LAPS	1:06.061	5 32	LAPS	1:08.231	14 50	378	1:00.489	14 50	279	59.432
66 2	LAPS	59.843	14 49	823	1:03.693	14 49	587	59.400	5 32	LAPS	1:05.763	106 6	LAPS	1:05.124
14 45	751	1:49.139P	99 8	LAPS	1:58.739P	99 8	LAPS	1:05.929	111176	LAPS	3:49.414P	99 8	LAPS	59.981
108 7	LAPS	2:19.533P							130 89	LAPS	2:44.793P	111176	LAPS	1:03.462
									99 8	LAPS	59.817	5 32	LAPS	1:05.432
												130 89	LAPS	1:10.057
												108 7	LAPS	1:02.466
												7 1	23.436	1:01.612
												11 6	LAPS	1:00.340
												49 6	LAPS	1:00.360
												53 1	42.624	59.535
												66 1	LAP	59.900
												2 12	LAPS	1:00.700
												92 1	LAP	1:00.410

Weather/Track : Bright/Dry

Brands Indy
Circuit Length = 1.2262 miles.
Start: 13:55 End: 17:55

Uniroyal VW Team Challenge

RACE 3 - LAP CHART

(contd.)

Lap 201			Lap 202			Lap 203			Lap 204			Lap 205		
No	Behind	Laptime	No	Behind	Laptime	No	Behind	Laptime	No	Behind	Laptime	No	Behind	Laptime
46		1:50.687P	14		59.427	14		59.236	14		58.891	14		59.544
71	82:47.027	1:00.139	46	4.606	1:03.764	46	4.896	59.526	2	13 LAPS	1:00.814	92	2 LAPS	1:00.446
107	18 LAPS	1:03.585	106	6 LAPS	59.615	106	6 LAPS	59.140	106	6 LAPS	59.378	2	13 LAPS	1:00.793
3	13 LAPS	1:06.472	107	18 LAPS	1:02.432	4119	LAPS	48:27.927P	46	6.163	1:00.158	106	6 LAPS	59.157
106	6 LAPS	1:00.137	3	13 LAPS	1:04.975	107	18 LAPS	1:01.768	107	18 LAPS	1:00.859	46	5.992	59.373
99	8 LAPS	1:00.450	99	8 LAPS	59.545	99	8 LAPS	59.692	99	8 LAPS	59.669	99	8 LAPS	59.724
111176	LAPS	1:00.892	111176	LAPS	59.519	111176	LAPS	1:00.178	111176	LAPS	58.967	111176	LAPS	59.833
5	32 LAPS	1:02.952	5	32 LAPS	1:03.263	3	13 LAPS	1:04.624	3	13 LAPS	1:03.205	107	18 LAPS	1:02.026
130	89 LAPS	1:02.559	130	89 LAPS	1:02.298	5	32 LAPS	1:02.969	5	32 LAPS	1:02.562	3	13 LAPS	1:04.072
108	7 LAPS	1:02.189	108	7 LAPS	1:02.260	130	89 LAPS	1:02.369	130	89 LAPS	1:02.527	5	32 LAPS	1:02.546
7	32.873	1:00.124	7	33.310	59.595	7	34.991	1:00.917	4119	LAPS	1:28.441	130	89 LAPS	1:02.341
11	6 LAPS	59.735	11	6 LAPS	59.840	108	7 LAPS	1:02.930	7	35.847	59.747	7	36.394	1:00.091
49	6 LAPS	59.991	49	6 LAPS	59.832	11	6 LAPS	59.848	11	6 LAPS	59.800	4119	LAPS	1:01.101
53	51.203	59.266	53	51.377	59.332	49	6 LAPS	59.560	49	6 LAPS	59.956	11	6 LAPS	1:00.325
66	1 LAP	59.819	66	1 LAP	59.529	53	51.503	59.362	108	7 LAPS	1:02.500	49	6 LAPS	59.901
92	1 LAP	59.821	92	1 LAP	59.872	66	1 LAP	1:00.109	53	51.942	59.330	108	7 LAPS	1:01.929
2	12 LAPS	1:01.122	2	12 LAPS	1:00.535	92	1 LAP	1:00.380	66	1 LAP	59.910	53	51.842	59.444
												66	1 LAP	1:00.033

Weather/Track : Bright/Dry

Brands Indy
Circuit Length = 1.2262 miles.
Start: 13:55 End: 17:55

Uniroyal VW Team Challenge

RACE 3 - LAP CHART

(contd.)

Lap 206			Lap 207			Lap 208			Lap 209			Lap 210		
No	Behind	Laptime	No	Behind	Laptime	No	Behind	Laptime	No	Behind	Laptime	No	Behind	Laptime
14		59.047	14		58.859	14		59.043	14		59.530	14		59.470
92	2 LAPS	59.992	92	2 LAPS	59.728	66	2 LAPS	1:00.263	66	2 LAPS	59.957	66	2 LAPS	59.589
2	13 LAPS	1:00.625	106	6 LAPS	59.299	92	2 LAPS	1:00.240	92	2 LAPS	1:00.527	92	2 LAPS	1:00.501
106	6 LAPS	58.913	2	13 LAPS	1:00.686	106	6 LAPS	59.428	106	6 LAPS	59.358	106	6 LAPS	59.657
46	6.364	59.419	46	7.616	1:00.111	2	13 LAPS	1:00.886	46	8.339	59.714	46	8.454	59.585
99	8 LAPS	59.669	111	176 LAPS	59.436	46	8.155	59.582	2	13 LAPS	1:01.271	2	13 LAPS	1:00.654
111	176 LAPS	59.556	99	8 LAPS	1:00.016	99	8 LAPS	59.417	99	8 LAPS	59.750	99	8 LAPS	59.981
107	18 LAPS	1:01.927	107	18 LAPS	1:02.099	107	18 LAPS	1:02.486	107	18 LAPS	1:02.288	107	18 LAPS	1:02.226
3	13 LAPS	1:03.838	3	13 LAPS	1:03.143	3	13 LAPS	1:02.887	7	38.792	59.937	7	38.910	59.588
5	32 LAPS	1:02.495	5	32 LAPS	1:02.533	5	32 LAPS	1:03.116	3	13 LAPS	1:03.369	3	13 LAPS	1:02.807
130	89 LAPS	1:02.076	130	89 LAPS	1:01.880	7	38.385	59.747	5	32 LAPS	1:02.571	11	6 LAPS	1:00.497
7	37.019	59.672	7	37.681	59.521	130	89 LAPS	1:02.055	11	6 LAPS	1:00.519	49	6 LAPS	1:00.282
11	6 LAPS	59.931	11	6 LAPS	59.694	11	6 LAPS	1:00.566	49	6 LAPS	1:00.609	5	32 LAPS	1:03.713
49	6 LAPS	1:00.874	49	6 LAPS	59.809	49	6 LAPS	59.972	130	89 LAPS	1:02.308	130	89 LAPS	1:00.931
41	19 LAPS	1:02.485	41	19 LAPS	1:00.418	41	19 LAPS	1:00.453	41	19 LAPS	1:00.136	41	19 LAPS	1:00.687
108	7 LAPS	1:01.745	108	7 LAPS	1:01.375	108	7 LAPS	1:01.655	108	7 LAPS	1:01.284	53	53.433	59.673
53	52.480	59.685	53	53.065	59.444	53	53.481	59.459	53	53.230	59.279	108	7 LAPS	1:02.108
66	1 LAP	59.965												

Weather/Track : Bright/Dry

Brands Indy
Circuit Length = 1.2262 miles.
Start: 13:55 End: 17:55

Uniroyal VW Team Challenge

RACE 3 - LAP CHART

(contd.)

Lap 211			Lap 212			Lap 213			Lap 214			Lap 215		
No	Behind	Laptime	No	Behind	Laptime	No	Behind	Laptime	No	Behind	Laptime	No	Behind	Laptime
14		59.182	14		59.240	14		59.551	14		59.270	14		59.507
66	2 LAPS	59.433	66	2 LAPS	59.468	108	8 LAPS	1:02.658	66	2 LAPS	59.635	66	2 LAPS	59.564
106	6 LAPS	1:00.130	7	1 LAP	1:23.112P	66	2 LAPS	59.311	108	8 LAPS	1:01.413	106	6 LAPS	1:00.281
92	2 LAPS	1:01.037	106	6 LAPS	59.298	106	6 LAPS	59.383	106	6 LAPS	58.991	7	1 LAP	59.703
46	9.171	59.899	92	2 LAPS	1:00.008	92	2 LAPS	1:00.125	92	2 LAPS	1:00.130	92	2 LAPS	1:00.448
2	13 LAPS	1:00.851	46	9.707	59.776	7	1 LAP	1:05.141	7	1 LAP	1:00.180	99	8 LAPS	59.962
99	8 LAPS	59.536	99	8 LAPS	1:00.103	99	8 LAPS	59.780	107	19 LAPS	1:35.296P	2	13 LAPS	1:00.733
107	18 LAPS	1:03.657	2	13 LAPS	1:01.389	2	13 LAPS	1:00.599	99	8 LAPS	59.779	107	19 LAPS	1:07.755
11	6 LAPS	1:00.144	107	18 LAPS	1:01.810	46	43.392	1:33.236P	2	13 LAPS	1:00.561	108	8 LAPS	1:37.087P
49	6 LAPS	1:00.865	11	6 LAPS	1:00.615	11	6 LAPS	1:00.268	11	6 LAPS	1:00.013	11	6 LAPS	59.873
130	89 LAPS	1:01.094	49	6 LAPS	1:00.321	49	6 LAPS	1:00.436	49	6 LAPS	1:00.487	49	6 LAPS	1:00.174
3	13 LAPS	1:03.517	130	89 LAPS	1:00.849	5	33 LAPS	1:56.634P	46	50.679	1:06.557	111	183 LAPS	8:33.347P
41	19 LAPS	1:00.885	41	19 LAPS	1:00.743	130	89 LAPS	1:01.483	130	89 LAPS	1:01.438	46	51.132	59.960
5	32 LAPS	1:04.524	3	13 LAPS	1:03.714	41	19 LAPS	1:01.544	41	19 LAPS	1:01.454	41	19 LAPS	1:00.672
53	53.685	59.434	53	54.337	59.892	53	54.318	59.532	53	54.624	59.576	53	54.260	59.143
108	7 LAPS	1:02.190				3	13 LAPS	1:02.645	3	13 LAPS	1:02.816			
									5	33 LAPS	1:10.667			

Weather/Track : Bright/Dry

Brands Indy
Circuit Length = 1.2262 miles.
Start: 13:55 End: 17:55

Uniroyal VW Team Challenge

RACE 3 - LAP CHART

(contd.)

Lap 216			Lap 217			Lap 218			Lap 219			Lap 220		
No	Behind	Laptime	No	Behind	Laptime	No	Behind	Laptime	No	Behind	Laptime	No	Behind	Laptime
14		1:00.245	14		59.366	14		1:00.058	14		1:23.368P	14		1:04.001
66	2 LAPS	59.811	66	2 LAPS	59.542	66	2 LAPS	59.553	107	19 LAPS	1:01.861	107	19 LAPS	1:02.187
3	14 LAPS	1:03.494	3	14 LAPS	1:02.161	41	20 LAPS	1:06.714	130	91 LAPS	1:55.707P	130	91 LAPS	1:06.627
5	34 LAPS	1:03.176	5	34 LAPS	1:02.179	106	6 LAPS	59.721	3	14 LAPS	1:34.867P	11	6 LAPS	1:00.142
106	6 LAPS	59.214	106	6 LAPS	58.918	3	14 LAPS	1:03.498	11	6 LAPS	1:00.249	46	23.754	1:00.052
7	1 LAP	59.644	7	1 LAP	59.470	5	34 LAPS	1:03.208	46	27.703	59.599	53	25.020	1:00.006
92	2 LAPS	59.686	92	2 LAPS	1:00.312	7	1 LAP	59.668	53	29.015	59.299	3	14 LAPS	1:10.306
99	8 LAPS	59.768	2	13 LAPS	1:00.811	92	2 LAPS	1:00.128	49	6 LAPS	1:00.847	11	1183 LAPS	59.533
2	13 LAPS	1:00.977	107	19 LAPS	1:02.121	2	13 LAPS	1:00.989	11	1183 LAPS	59.603	49	6 LAPS	1:00.758
107	19 LAPS	1:02.232	130	90 LAPS	1:08.822	107	19 LAPS	1:01.967	108	8 LAPS	1:01.240	108	8 LAPS	1:00.241
130	90 LAPS	1:36.585P	99	8 LAPS	1:29.424P	11	6 LAPS	59.868	99	8 LAPS	1:00.048	99	8 LAPS	59.914
11	6 LAPS	1:00.209	11	6 LAPS	59.929	46	51.472	1:00.367	66	1 LAP	59.850	66	1 LAP	59.791
108	8 LAPS	1:09.131	49	6 LAPS	1:00.541	49	6 LAPS	1:02.127	106	5 LAPS	59.026	106	5 LAPS	59.175
49	6 LAPS	1:00.240	46	51.163	59.592	108	8 LAPS	1:01.412	7	45.772	59.680	7	41.582	59.811
46	50.937	1:00.050	108	8 LAPS	1:01.832	53	53.084	59.445	92	1 LAP	1:00.933	92	1 LAP	1:00.429
53	53.909	59.894	53	53.697	59.154	11	1183 LAPS	59.354	5	33 LAPS	1:03.064	5	33 LAPS	1:02.997
11	1183 LAPS	1:05.325	11	1183 LAPS	59.333	99	8 LAPS	1:09.932	41	19 LAPS	1:07.076	2	12 LAPS	1:01.292
41	19 LAPS	1:01.390				66	1 LAP	59.982	2	12 LAPS	1:01.058			
						106	5 LAPS	59.584						
						7	1:09.460	1:00.051						
						41	19 LAPS	1:07.050						
						92	1 LAP	1:01.117						
						5	33 LAPS	1:04.510						
						2	12 LAPS	1:00.974						

Weather/Track : Bright/Dry

Brands Indy
Circuit Length = 1.2262 miles.
Start: 13:55 End: 17:55

**Uniroyal VW Team Challenge
RACE 3 - LAP CHART**

(contd.)

Lap 221			Lap 222			Lap 223			Lap 224			Lap 225		
No	Behind	Laptime	No	Behind	Laptime	No	Behind	Laptime	No	Behind	Laptime	No	Behind	Laptime
14		59.683	14		59.422	14		59.494	14		59.619	14		59.276
	4120 LAPS	1:11.887	107	19 LAPS	1:01.676	2	13 LAPS	1:00.686	2	13 LAPS	1:01.166	2	13 LAPS	1:00.753
107	19 LAPS	1:01.675	130	91 LAPS	1:01.223	107	19 LAPS	1:01.620	5	34 LAPS	1:04.281	5	34 LAPS	1:02.627
130	91 LAPS	1:00.787		4120 LAPS	1:16.897	130	91 LAPS	1:01.402	107	19 LAPS	1:02.474	107	19 LAPS	1:01.696
11	6 LAPS	59.853	11	6 LAPS	1:00.647		4120 LAPS	1:02.624	130	91 LAPS	1:01.387	130	91 LAPS	1:00.876
46	23.186	59.115	46	22.926	59.162	11	6 LAPS	1:00.111	46	22.988	59.922	53	23.097	59.262
53	24.338	59.001	53	23.421	58.505	46	22.685	59.253	53	23.111	59.812	46	23.587	59.875
111	183 LAPS	59.409	99	8 LAPS	59.786	53	22.918	58.991	11	6 LAPS	1:00.967	11	6 LAPS	59.923
49	6 LAPS	1:00.867	49	6 LAPS	1:00.456	99	8 LAPS	1:00.004		4120 LAPS	1:02.469		4120 LAPS	1:00.117
108	8 LAPS	1:00.745	66	1 LAP	1:00.175	49	6 LAPS	1:00.561	99	8 LAPS	59.645	99	8 LAPS	59.777
99	8 LAPS	1:00.687	3	14 LAPS	1:02.796	66	1 LAP	59.784	49	6 LAPS	1:00.843	49	6 LAPS	1:01.303
3	14 LAPS	1:04.622	106	5 LAPS	58.904	106	5 LAPS	59.144	106	5 LAPS	59.579	106	5 LAPS	58.859
66	1 LAP	59.658	108	8 LAPS	1:08.346	3	14 LAPS	1:03.011	66	1 LAP	1:00.527	66	1 LAP	59.382
106	5 LAPS	58.897	7	42.589	1:00.111	108	8 LAPS	1:01.543	3	14 LAPS	1:02.141	3	14 LAPS	1:02.254
7	41.900	1:00.001	92	1 LAP	1:00.068	7	42.980	59.885	108	8 LAPS	1:01.544	108	8 LAPS	1:01.399
92	1 LAP	1:00.272	5	33 LAPS	1:02.980	92	1 LAP	1:00.527	7	43.126	59.765	7	43.462	59.612
5	33 LAPS	1:02.996							92	1 LAP	59.801	92	1 LAP	59.791
2	12 LAPS	1:01.073												

Weather/Track : Bright/Dry

Brands Indy
Circuit Length = 1.2262 miles.
Start: 13:55 End: 17:55

Uniroyal VW Team Challenge

RACE 3 - LAP CHART

(contd.)

Lap 226			Lap 227			Lap 228			Lap 229			Lap 230		
No	Behind	Laptime	No	Behind	Laptime	No	Behind	Laptime	No	Behind	Laptime	No	Behind	Laptime
14		1:00.250	14		1:00.190	14		1:00.340	14		1:00.587	14		1:00.583
2	13 LAPS	1:01.107	2	13 LAPS	1:00.881	2	13 LAPS	1:01.268	2	13 LAPS	1:00.780	2	13 LAPS	1:00.922
5	34 LAPS	1:03.202	5	34 LAPS	1:03.214	5	34 LAPS	1:02.998	53	17.332	59.140	53	15.947	59.198
107	19 LAPS	1:01.319	107	19 LAPS	1:02.035	107	19 LAPS	1:01.506	107	19 LAPS	1:01.876	46	18.642	59.609
53	21.792	58.945	53	20.438	58.836	53	18.779	58.681	46	19.616	59.209	107	19 LAPS	1:01.869
46	22.285	58.948	46	21.714	59.619	46	20.994	59.620	5	34 LAPS	1:04.975	11	6 LAPS	1:00.000
11	6 LAPS	59.864	11	6 LAPS	59.956	11	6 LAPS	1:00.147	11	6 LAPS	1:00.391	5	34 LAPS	1:03.877
130	91 LAPS	1:02.904	130	91 LAPS	1:00.492	4120	LAPS	1:00.636	4120	LAPS	1:00.084	4120	LAPS	1:00.033
4120	LAPS	1:00.092	4120	LAPS	1:00.084	130	91 LAPS	1:01.267	130	91 LAPS	1:00.170	99	8 LAPS	59.049
99	8 LAPS	59.524	99	8 LAPS	59.599	99	8 LAPS	59.600	99	8 LAPS	59.312	106	5 LAPS	59.159
106	5 LAPS	58.982	106	5 LAPS	58.997	106	5 LAPS	58.697	106	5 LAPS	58.717	130	91 LAPS	1:01.989
49	6 LAPS	1:00.548	66	1 LAP	1:00.024	66	1 LAP	1:00.018	66	1 LAP	59.790	66	1 LAP	59.868
66	1 LAP	59.487	49	6 LAPS	1:01.082	49	6 LAPS	1:00.060	49	6 LAPS	59.925	49	6 LAPS	1:00.303
7	43.840	1:00.628	7	43.608	59.958	7	43.333	1:00.065	7	42.693	59.947	7	42.147	1:00.037
108	8 LAPS	1:02.325	108	8 LAPS	1:01.668	108	8 LAPS	1:01.792	92	1 LAP	59.961	108	8 LAPS	1:02.437
3	14 LAPS	1:04.048	92	1 LAP	59.847	92	1 LAP	59.872	108	8 LAPS	1:01.715	3	14 LAPS	1:02.185
92	1 LAP	1:00.000	3	14 LAPS	1:02.130	3	14 LAPS	1:03.799	3	14 LAPS	1:02.477			

Weather/Track : Bright/Dry

Brands Indy
Circuit Length = 1.2262 miles.
Start: 13:55 End: 17:55

Uniroyal VW Team Challenge

RACE 3 - LAP CHART

(contd.)

Lap 231			Lap 232			Lap 233			Lap 234			Lap 235		
No	Behind	Laptime	No	Behind	Laptime	No	Behind	Laptime	No	Behind	Laptime	No	Behind	Laptime
14		1:01.455	14		1:03.327									
2	13 LAPS	1:01.088	2	13 LAPS	1:00.867									
53	13.657	59.165	53	9.563	59.233									
46	16.857	59.670	46	13.486	59.956									
107	19 LAPS	1:01.068	107	19 LAPS	1:01.247									
11	6 LAPS	59.771	99	8 LAPS	1:00.128									
	4120 LAPS	59.978		4120 LAPS	1:00.809									
99	8 LAPS	59.846	11	6 LAPS	1:03.661									
106	5 LAPS	58.665	130	91 LAPS	1:00.751									
130	91 LAPS	1:00.386	66	1 LAP	1:00.095									
	5 34 LAPS	1:05.927	49	6 LAPS	1:01.316									
66	1 LAP	59.705	5	34 LAPS	1:05.589									
49	6 LAPS	59.848	7	36.984	59.803									
7	40.508	59.816	106	5 LAPS	1:20.812									
108	8 LAPS	1:02.028	108	8 LAPS	1:02.375									
3	14 LAPS	1:01.831	3	14 LAPS	1:04.327									

Weather/Track : Bright/Dry

www.mstworld.com

Page 47 of 47

Brands Indy
 Circuit Length = 1.2262 miles.
 Start: 13:55 End: 17:55

Issued - 18:01 Saturday, 06 September 2003

The 2003 Dunlop Mini Miglia Challenge Race QUALIFYING - RACE 4

POS	NO	CL	DRIVER	NAT	CAR	TIME	LAPS	GAP	MPH
1	3		Peter BALDWIN		Mini Miglia	54.309	12		81.28
2	4		Kelly ROGERS		Mini Miglia	54.469	15	0.160	81.04
3	8		Ian GUNN		Mini Miglia	54.998	15	0.689	80.26
4	2		Bill SOLLIS		Mini Miglia	55.011	14	0.702	80.24
5	5		Mark CHANDLER		Mini Miglia	55.061	13	0.752	80.17
6	83		Colin PEACOCK		Mini Miglia	55.130	16	0.821	80.07
7	50		Richard WAGER		Mini Miglia	55.161	12	0.852	80.02
8	9		Paul WOODBRIDGE		Mini Miglia	55.369	13	1.060	79.72
9	12		Dave KIMBERLEY		Mini Miglia	55.739	12	1.430	79.19
10	32		Ralph SAUNDERS		Mini Miglia	55.862	16	1.553	79.02
11	22		Mark SIMS		Mini Miglia	55.864	16	1.555	79.01
12	30		Sarah MUNNS		Mini Miglia	56.072	14	1.763	78.72
13	23		Robert HUMPHREYS		Mini Miglia	56.135	16	1.826	78.63
14	13		Phil HARVEY		Mini Miglia	56.642	13	2.333	77.93
15	96		Hugh WARD		Mini Miglia	56.733	16	2.424	77.80
16	86		Paul SIMMONDS		Mini Miglia	57.532	14	3.223	76.72

Weather/Track : Sunny/Dry

These times are provisional until the conclusion of any judicial and technical matters.

Brands Indy

Circuit Length = 1.2262 miles.

Start: 10:00 End: 10:15

Clerk of Course:	Stewards:	Timekeeper:
------------------	-----------	-------------

The 2003 Dunlop Mini Miglia Challenge Race

QUALIFYING - LAP ANALYSIS

2	Bill SOLLIS				Mini Miglia
1 -	1:20.421	6 -	55.329	11 -	55.312
2 -	58.443	7 -	55.011	12 -	55.455
3 -	1:02.238	8 -	2:25.129P	13 -	55.185
4 -	1:08.273	9 -	1:00.155	14 -	55.283
5 -	55.622	10 -	55.746		
3	Peter BALDWIN				Mini Miglia
1 -	1:38.543	6 -	4:02.300P	11 -	54.924
2 -	55.370	7 -	59.955	12 -	1:08.875
3 -	54.535	8 -	54.608		
4 -	54.409	9 -	54.529		
5 -	54.309	10 -	54.772		
4	Kelly ROGERS				Mini Miglia
1 -	1:21.168	6 -	54.469	11 -	54.805
2 -	55.959	7 -	54.538	12 -	54.996
3 -	54.974	8 -	54.844	13 -	54.881
4 -	54.693	9 -	1:10.892	14 -	1:18.306
5 -	54.696	10 -	54.847	15 -	1:11.892
5	Mark CHANDLER				Mini Miglia
1 -	1:29.732	6 -	56.362	11 -	55.843
2 -	57.109	7 -	55.061	12 -	1:00.971
3 -	55.830	8 -	1:04.497	13 -	55.590
4 -	56.870	9 -	55.942		
5 -	1:04.924	10 -	55.526		
8	Ian GUNN				Mini Miglia
1 -	1:21.635	6 -	56.459	11 -	55.289
2 -	57.338	7 -	1:00.202	12 -	56.621
3 -	57.382	8 -	54.998	13 -	55.271
4 -	55.112	9 -	55.499	14 -	1:06.522
5 -	55.300	10 -	55.519	15 -	55.249
9	Paul WOODBRIDGE				Mini Miglia
1 -	1:14.380	6 -	55.369	11 -	1:07.366
2 -	57.611	7 -	55.650	12 -	55.783
3 -	56.123	8 -	56.456	13 -	56.335
4 -	55.602	9 -	3:37.570P		
5 -	58.874	10 -	1:08.383		

Weather/Track : Sunny/Dry

www.mstworld.com

Page 1 of 3

Brands Indy
Circuit Length = 1.2262 miles.
Start: 10:00 End: 10:15

Issued - 10:18 Sunday, 07 September 2003

The 2003 Dunlop Mini Miglia Challenge Race QUALIFYING - LAP ANALYSIS

(contd.)

12	Dave KIMBERLEY	Mini Miglia			
1 -	1:10.483	6 -	55.774	11 -	56.163
2 -	58.646	7 -	57.132	12 -	58.153
3 -	57.382	8 -	57.266		
4 -	55.739	9 -	56.826		
5 -	57.725	10 -	55.881		
13	Phil HARVEY	Mini Miglia			
1 -	1:40.462	6 -	57.461	11 -	1:02.180
2 -	57.754	7 -	57.387	12 -	1:01.282
3 -	56.642	8 -	57.643	13 -	2:26.484P
4 -	56.939	9 -	57.177		
5 -	57.357	10 -	57.221		
22	Mark SIMS	Mini Miglia			
1 -	1:09.181	6 -	57.234	11 -	55.864
2 -	59.154	7 -	56.205	12 -	56.102
3 -	56.132	8 -	56.227	13 -	55.942
4 -	55.954	9 -	56.302	14 -	55.929
5 -	55.908	10 -	56.043	15 -	56.054
23	Robert HUMPHREYS	Mini Miglia			
1 -	1:26.169	6 -	57.151	11 -	56.135
2 -	58.805	7 -	56.264	12 -	56.552
3 -	57.534	8 -	56.558	13 -	56.531
4 -	57.908	9 -	56.535	14 -	57.461
5 -	56.628	10 -	56.432	15 -	56.760
30	Sarah MUNNS	Mini Miglia			
1 -	1:10.352	6 -	56.072	11 -	56.398
2 -	58.436	7 -	3:04.920P	12 -	56.634
3 -	57.718	8 -	1:04.450	13 -	56.530
4 -	56.780	9 -	56.754	14 -	1:03.688
5 -	56.388	10 -	56.562		
32	Ralph SAUNDERS	Mini Miglia			
1 -	1:09.771	6 -	56.385	11 -	56.135
2 -	58.773	7 -	56.406	12 -	56.145
3 -	56.900	8 -	56.904	13 -	1:02.048
4 -	56.163	9 -	55.862	14 -	56.281
5 -	56.015	10 -	56.297	15 -	56.094

Weather/Track : Sunny/Dry

www.mstworld.com

Page 2 of 3

Brands Indy
Circuit Length = 1.2262 miles.
Start: 10:00 End: 10:15

Issued - 10:18 Sunday, 07 September 2003

The 2003 Dunlop Mini Miglia Challenge Race QUALIFYING - LAP ANALYSIS

(contd.)

50	Richard WAGER					Mini Miglia
1 -	1:24.023	6 -	56.379	11 -	56.506	
2 -	56.565	7 -	56.599	12 -	2:08.168P	
3 -	56.525	8 -	56.696			
4 -	55.161	9 -	57.211			
5 -	55.675	10 -	56.135			
83	Colin PEACOCK					Mini Miglia
1 -	1:22.216	6 -	55.737	11 -	55.702	
2 -	57.122	7 -	57.152	12 -	56.316	
3 -	57.951	8 -	56.146	13 -	55.130	
4 -	55.368	9 -	55.958	14 -	55.901	
5 -	55.565	10 -	55.668	15 -	55.391	
86	Paul SIMMONDS					Mini Miglia
1 -	1:18.754	6 -	1:06.860	11 -	57.920	
2 -	1:00.022	7 -	58.989	12 -	1:05.805	
3 -	1:00.525	8 -	57.806	13 -	58.115	
4 -	57.753	9 -	1:01.101	14 -	1:03.322	
5 -	2:30.145P	10 -	57.532			
96	Hugh WARD					Mini Miglia
1 -	1:24.425	6 -	1:00.885	11 -	56.828	
2 -	59.946	7 -	56.868	12 -	56.733	
3 -	57.406	8 -	57.564	13 -	56.961	
4 -	57.692	9 -	57.865	14 -	56.875	
5 -	57.960	10 -	57.184	15 -	57.072	

Weather/Track : Sunny/Dry

www.mstworld.com


Page 3 of 3

Brands Indy
Circuit Length = 1.2262 miles.
Start: 10:00 End: 10:15

Issued - 10:18 Sunday, 07 September 2003

The 2003 Dunlop Mini Miglia Challenge Race

GRID - RACE 4

ROW 8	56.733 96 WARD	57.532 86 SIMMONDS
ROW 7	56.135 23 HUMPHREYS	56.642 13 HARVEY
ROW 6	55.864 22 SIMS	56.072 30 MUNNS
ROW 5	55.739 12 KIMBERLEY	55.862 32 SAUNDERS
ROW 4	55.161 50 WAGER	55.369 9 WOODBRIDGE
ROW 3	55.061 5 CHANDLER	55.130 83 PEACOCK
ROW 2	54.998 8 GUNN	55.011 2 SOLLIS
ROW 1	54.309 3 BALDWIN	54.469 4 ROGERS
POLE		
		

Weather/Track : Sunny/Dry

These times are provisional until the conclusion of any judicial and technical matters.

Brands Indy
Circuit Length = 1.2262 miles.
Start: 10:00 End: 10:15

Clerk of Course:

Stewards:

Timekeeper:

The 2003 Dunlop Mini Miglia Challenge Race

RACE CLASSIFICATION - RACE 4

POS	NO	CL	DRIVER	NAT	CAR	TIME	LAPS	GAP	MPH	BEST
1	3		Peter BALDWIN		Mini Miglia	12:58.976	14		79.42	54.893
2	2		Bill SOLLIS		Mini Miglia	13:00.961	14	1.985	79.22	54.935
3	8		Ian GUNN		Mini Miglia	13:10.573	14	11.597	78.25	55.230
4	4		Kelly ROGERS		Mini Miglia	13:12.138	14	13.162	78.10	55.008
5	50		Richard WAGER		Mini Miglia	13:12.655	14	13.679	78.05	55.313
6	12		Dave KIMBERLEY		Mini Miglia	13:14.924	14	15.948	77.82	55.327
7	32		Ralph SAUNDERS		Mini Miglia	13:17.627	14	18.651	77.56	55.928
8	23		Robert HUMPHREYS		Mini Miglia	13:17.767	14	18.791	77.55	55.850
9	30		Sarah MUNNS		Mini Miglia	13:21.885	14	22.909	77.15	56.298
10	96		Hugh WARD		Mini Miglia	13:23.505	14	24.529	76.99	56.351
11	9		Paul WOODBRIDGE		Mini Miglia	13:26.783	14	27.807	76.68	55.804
12	86		Paul SIMMONDS		Mini Miglia	13:26.878	14	27.902	76.67	56.291
13	13		Phil HARVEY		Mini Miglia	13:41.767	14	42.791	75.28	57.155
NOT CLASSIFIED										
	5		Mark CHANDLER		Mini Miglia	11:04.972	6	D.N.F.	39.93	55.271
	83		Colin PEACOCK		Mini Miglia	3:50.354	4	D.N.F.	76.94	55.267
	22		Mark SIMS		Mini Miglia	3:52.528	4	D.N.F.	76.22	55.729
FASTEST LAP										
	3		Peter BALDWIN		Mini Miglia	54.893	4	80.41mph		129.41kph

Weather/Track : Bright/Dry

These times are provisional until the conclusion of any judicial and technical matters.

Brands Indy

Circuit Length = 1.2262 miles.

Start: 13:32 End: 13:45

Clerk of Course:

Stewards:

Timekeeper:

The 2003 Dunlop Mini Miglia Challenge Race

RACE 4 - LAP CHART

Lap 1			Lap 2			Lap 3			Lap 4			Lap 5		
No	Behind	Laptime	No	Behind	Laptime	No	Behind	Laptime	No	Behind	Laptime	No	Behind	Laptime
3		1:02.156	3		55.392	3		55.091	3		54.893	3		54.895
4	0.407	1:02.563	4	0.366	55.351	4	0.509	55.234	4	0.624	55.008	4	0.751	55.022
2	1.004	1:03.160	2	0.946	55.334	2	0.819	54.964	2	0.861	54.935	2	1.087	55.121
5	1.207	1:03.363	5	1.577	55.762	5	1.757	55.271	5	2.431	55.567	8	4.315	56.680
8	1.412	1:03.568	8	1.782	55.762	8	2.193	55.502	8	2.530	55.230	50	6.081	56.727
83	1.876	1:04.032	83	2.229	55.745	83	2.405	55.267	83	2.822	55.310	12	7.026	56.292
9	2.609	1:04.765	9	3.073	55.856	50	3.829	55.622	50	4.249	55.313	32	8.814	56.433
22	3.022	1:05.178	50	3.298	55.639	9	3.936	55.954	9	4.847	55.804	23	9.382	57.002
12	3.246	1:05.402	22	3.448	55.818	22	4.086	55.729	22	4.996	55.803	30	10.538	56.745
50	3.051	1:05.207	12	4.220	56.366	12	5.195	56.066	12	5.629	55.327	9	11.111	1:01.159
32	3.670	1:05.826	32	4.938	56.660	32	5.775	55.928	32	7.276	56.394	96	11.530	56.698
23	3.840	1:05.996	23	4.936	56.488	23	5.859	56.014	23	7.275	56.309	86	13.186	57.614
30	4.429	1:06.585	30	5.876	56.839	30	7.283	56.498	30	8.688	56.298	13	18.100	57.348
13	4.785	1:06.941	96	6.630	56.968	96	8.121	56.582	96	9.727	56.499			
96	5.054	1:07.210	13	6.995	57.602	86	8.937	56.397	86	10.467	56.423			
86	5.956	1:08.112	86	7.631	57.067	13	12.689	1:00.785	13	15.647	57.851			

Weather/Track : Bright/Dry

www.mstworld.com

Page 1 of 3

Brands Indy
Circuit Length = 1.2262 miles.
Start: 13:32 End: 13:45

Issued - 13:48 Sunday, 07 September 2003

The 2003 Dunlop Mini Miglia Challenge Race

RACE 4 - LAP CHART

(contd.)

Lap 6			Lap 7			Lap 8			Lap 9			Lap 10		
No	Behind	Laptime	No	Behind	Laptime	No	Behind	Laptime	No	Behind	Laptime	No	Behind	Laptime
3		55.080	3		55.059	3		55.136	3		55.117	3		55.165
4	0.912	55.241	4	1.323	55.470	2	1.745	55.484	2	1.882	55.254	2	2.099	55.382
2	1.017	55.010	2	1.397	55.439	4	2.442	56.255	4	3.911	56.586	5	5 LAPS	5:32.312P
8	4.777	55.542	8	5.209	55.491	8	5.557	55.484	8	6.284	55.844	4	5.377	56.631
50	6.735	55.734	50	7.365	55.689	50	7.952	55.723	50	9.040	56.205	8	6.676	55.557
12	8.041	56.095	12	9.226	56.244	12	10.229	56.139	12	11.115	56.003	50	10.112	56.237
32	9.909	56.175	32	10.882	56.032	32	11.956	56.210	32	12.866	56.027	12	11.863	55.913
23	10.213	55.911	23	11.185	56.031	23	12.087	56.038	23	12.960	55.990	32	13.672	55.971
30	11.786	56.328	30	13.211	56.484	30	14.841	56.766	30	16.132	56.408	23	14.098	56.303
96	13.317	56.867	96	14.640	56.382	96	16.224	56.720	96	17.571	56.464	30	17.459	56.492
9	13.827	57.796	9	15.566	56.798	9	17.190	56.760	9	18.826	56.753	96	18.757	56.351
86	14.650	56.544	86	16.210	56.619	86	17.488	56.414	86	19.128	56.757	9	20.773	57.112
13	20.271	57.251	13	23.024	57.812	13	25.043	57.155	13	27.204	57.278	86	20.999	57.036
												13	32.484	1:00.445

Weather/Track : Bright/Dry

Brands Indy
Circuit Length = 1.2262 miles.
Start: 13:32 End: 13:45

The 2003 Dunlop Mini Miglia Challenge Race

RACE 4 - LAP CHART

(contd.)


Lap 11			Lap 12			Lap 13			Lap 14			Lap 15		
No	Behind	Laptime	No	Behind	Laptime	No	Behind	Laptime	No	Behind	Laptime	No	Behind	Laptime
3		55.224	3		55.104	3		55.165	3		55.499			
2	2.077	55.202	2	2.048	55.075	2	2.027	55.144	2	1.985	55.457			
8	6.902	55.450	8	8.555	56.757	8	9.726	56.336	8	11.597	57.370			
4	6.933	56.780	4	9.390	57.561	4	11.198	56.973	4	13.162	57.463			
50	10.600	55.712	50	11.381	55.885	50	12.130	55.914	50	13.679	57.048			
12	12.840	56.201	12	13.953	56.217	12	15.004	56.216	12	15.948	56.443			
32	14.832	56.384	32	15.736	56.008	32	16.748	56.177	32	18.651	57.402			
23	15.235	56.361	23	15.981	55.850	23	16.973	56.157	23	18.791	57.317			
30	18.784	56.549	30	20.250	56.570	30	21.587	56.502	30	22.909	56.821			
96	21.054	57.521	96	22.312	56.362	96	23.626	56.479	96	24.529	56.402			
9	22.069	56.520	9	23.825	56.860	9	25.506	56.846	9	27.807	57.800			
86	22.878	57.103	86	24.928	57.154	86	26.054	56.291	86	27.902	57.347			
13	35.398	58.138	13	38.125	57.831	13	40.726	57.766	13	42.791	57.564			
5	5 LAPS 1:42.697P													

Weather/Track : Bright/Dry

Brands Indy
Circuit Length = 1.2262 miles.
Start: 13:32 End: 13:45

The 2003 Dunlop Mini Miglia Challenge Race

GRID - RACE 10

ROW 8	56.939 13 HARVEY	57.753 86 SIMMONDS
ROW 7	56.388 30 MUNNS	56.828 96 WARD
ROW 6	56.015 32 SAUNDERS	56.244 23 HUMPHREYS
ROW 5	55.774 12 KIMBERLEY	55.908 22 SIMS
ROW 4	55.602 9 WOODBRIDGE	55.675 50 WAGER
ROW 3	55.307 83 PEACOCK	55.526 5 CHANDLER
ROW 2	55.112 8 GUNN	55.185 2 SOLLIS
ROW 1	54.409 3 BALDWIN	54.538 4 ROGERS
POLE		
		

Weather/Track : Sunny/Dry

These times are provisional until the conclusion of any judicial and technical matters.

Brands Hatch

Circuit Length = 1.2262 miles.

Start: 10:00 End: 10:15

Clerk of Course:	Stewards:	Timekeeper:
------------------	-----------	-------------

The 2003 Dunlop Mini Miglia Challenge Race

RACE CLASSIFICATION - RACE 10

POS	NO	CL	DRIVER	NAT	CAR	TIME	LAPS	GAP	MPH	BEST
1	3		Peter BALDWIN		Mini Miglia	13:00.888	14		79.22	54.412
2	4		Kelly ROGERS		Mini Miglia	13:02.051	14	1.163	79.11	55.184
3	22		Mark SIMS		Mini Miglia	13:10.155	14	9.267	78.29	55.495
4	50		Richard WAGER		Mini Miglia	13:10.410	14	9.522	78.27	55.276
5	9		Paul WOODBRIDGE		Mini Miglia	13:25.619	14	24.731	76.79	56.253
6	32		Ralph SAUNDERS		Mini Miglia	13:28.124	14	27.236	76.55	56.475
7	30		Sarah MUNNS		Mini Miglia	13:30.263	14	29.375	76.35	56.252
8	23		Robert HUMPHREYS		Mini Miglia	13:30.827	14	29.939	76.30	56.054
9	96		Hugh WARD		Mini Miglia	13:34.071	14	33.183	75.99	56.179
10	86		Paul SIMMONDS		Mini Miglia	13:35.107	14	34.219	75.90	56.989
11	12		Dave KIMBERLEY		Mini Miglia	13:36.504	14	35.616	75.77	55.391
12	13		Phil HARVEY		Mini Miglia	13:11.419	13	1 LAP	72.59	58.983
NOT CLASSIFIED										
83			Colin PEACOCK		Mini Miglia	11:17.208	12	D.N.F.	78.32	55.484
5			Mark CHANDLER		Mini Miglia	11:17.269	12	D.N.F.	78.31	55.272
2			Bill SOLLIS		Mini Miglia	10:28.421	7	D.N.F.	49.27	55.099
8			Ian GUNN		Mini Miglia	4:44.966	5	D.N.F.	77.69	55.253
FASTEST LAP										
3			Peter BALDWIN		Mini Miglia	54.412	6	81.12mph		130.56kph

Weather/Track : Bright/Dry

These times are provisional until the conclusion of any judicial and technical matters.

Brands Indy

Circuit Length = 1.2262 miles.

Start: 16:05 End: 16:18

Clerk of Course:

Stewards:

Timekeeper:

The 2003 Dunlop Mini Miglia Challenge Race

RACE 10 - LAP CHART

Lap 1			Lap 2			Lap 3			Lap 4			Lap 5		
No	Behind	Laptime	No	Behind	Laptime	No	Behind	Laptime	No	Behind	Laptime	No	Behind	Laptime
4		1:02.196	4		55.184	4		55.494	4		55.491	4		55.586
2	0.262	1:02.458	2	0.177	55.099	2	0.153	55.470	2	0.156	55.494	3	0.766	56.194
3	0.322	1:02.518	3	0.315	55.177	3	0.157	55.336	3	0.158	55.492	8	1.015	55.562
8	1.210	1:03.406	8	1.280	55.254	8	1.039	55.253	8	1.039	55.491	5	1.623	55.583
5	1.350	1:03.546	5	1.749	55.583	5	1.845	55.590	5	1.626	55.272	83	2.520	55.752
83	1.690	1:03.886	83	2.146	55.640	83	2.217	55.565	83	2.354	55.628	22	3.417	55.774
50	2.132	1:04.328	50	2.224	55.276	50	2.583	55.853	50	2.407	55.315	50	3.911	57.090
22	2.584	1:04.780	22	3.067	55.667	22	3.127	55.554	22	3.229	55.593	9	6.602	56.283
9	3.123	1:05.319	9	4.192	56.253	9	5.060	56.362	9	5.905	56.336	12	8.067	56.112
12	4.090	1:06.286	12	5.352	56.446	12	6.534	56.676	12	7.541	56.498	96	9.039	56.276
23	4.233	1:06.429	32	5.579	56.486	32	6.560	56.475	32	7.648	56.579	32	9.220	57.158
96	4.318	1:06.514	23	6.151	57.102	23	6.798	56.141	96	8.349	56.793	30	10.024	56.252
32	4.277	1:06.473	96	6.362	57.228	96	7.047	56.179	30	9.358	56.861	23	11.345	56.196
30	4.666	1:06.862	30	6.919	57.437	30	7.988	56.563	23	10.735	59.428	86	13.524	57.155
86	6.076	1:08.272	86	8.026	57.134	86	9.946	57.414	86	11.955	57.500	2	18.674	1:14.104
13	6.990	1:09.186	13	10.789	58.983	13	14.974	59.679	13	19.318	59.835	13	24.151	1:00.419

Weather/Track : Bright/Dry

Brands Indy
Circuit Length = 1.2262 miles.
Start: 16:05 End: 16:18

The 2003 Dunlop Mini Miglia Challenge Race

RACE 10 - LAP CHART

(contd.)

Lap 6			Lap 7			Lap 8			Lap 9			Lap 10		
No	Behind	Laptime	No	Behind	Laptime	No	Behind	Laptime	No	Behind	Laptime	No	Behind	Laptime
3		54.412	3		54.874	3		55.299	3		55.043	3		55.049
4	0.082	55.260	4	0.887	55.679	4	0.980	55.392	4	1.222	55.285	4	1.370	55.197
5	2.613	56.168	5	3.483	55.744	5	3.913	55.729	5	4.399	55.529	83	5.599	55.977
83	2.935	55.593	83	3.772	55.711	83	4.230	55.757	83	4.671	55.484	5	5.670	56.320
22	4.051	55.812	22	4.852	55.675	22	5.505	55.952	22	6.180	55.718	22	6.626	55.495
50	4.520	55.787	50	5.910	56.264	50	6.331	55.720	50	6.609	55.321	50	7.194	55.634
9	8.844	57.420	9	10.930	56.960	9	12.765	57.134	9	14.521	56.799	9	16.443	56.971
32	11.954	57.912	32	14.718	57.638	32	16.444	57.025	32	18.755	57.354	32	20.606	56.900
30	12.026	57.180	30	15.011	57.859	30	16.498	56.786	96	19.007	56.961	96	20.707	56.749
96	13.407	59.546	96	15.569	57.036	96	17.089	56.819	30	18.813	57.358	30	20.932	57.168
23	15.431	59.264	23	16.611	56.054	23	17.581	56.269	23	19.462	56.924	23	21.275	56.862
86	16.341	57.995	86	19.013	57.546	86	20.907	57.193	12	22.487	56.495	12	23.259	55.821
12	18.916	1:06.027	12	20.635	56.593	12	21.035	55.699	86	23.227	57.363	86	25.167	56.989
13	29.932	1:00.959	13	35.523	1:00.465	13	40.346	1:00.122	13	45.221	59.918	13	49.800	59.628
			2	1 LAP	2:20.234P									

Weather/Track : Bright/Dry

www.mstworld.com

Page 2 of 3

Brands Indy
Circuit Length = 1.2262 miles.
Start: 16:05 End: 16:18

Issued - 16:20 Sunday, 07 September 2003

The 2003 Dunlop Mini Miglia Challenge Race

RACE 10 - LAP CHART

(contd.)

Lap 11			Lap 12			Lap 13			Lap 14			Lap 15		
No	Behind	Laptime	No	Behind	Laptime	No	Behind	Laptime	No	Behind	Laptime	No	Behind	Laptime
3		55.114	3		55.179	3		55.307	3		55.894			
4	1.446	55.190	4	1.653	55.386	4	1.544	55.198	4	1.163	55.513			
83	6.471	55.986	83	7.521	56.229	13	1 LAP	1:01.165	22	9.267	56.187			
5	6.512	55.956	5	7.582	56.249	22	8.974	56.521	50	9.522	56.330			
22	7.064	55.552	22	7.760	55.875	50	9.086	56.096	13	1 LAP	1:01.229			
50	7.575	55.495	50	8.297	55.901	9	22.543	57.428	9	24.731	58.082			
2	4 LAPS	3:05.562P	9	20.422	57.278	32	25.873	57.349	32	27.236	57.257			
9	18.323	56.994	32	23.831	56.687	96	27.486	58.116	30	29.375	57.530			
32	22.323	56.831	96	24.677	57.312	30	27.739	57.999	23	29.939	56.892			
96	22.544	56.951	12	25.023	56.666	23	28.941	58.831	96	33.183	1:01.591			
23	22.769	56.608	30	25.047	56.948	86	32.886	58.385	86	34.219	57.227			
30	23.278	57.460	23	25.417	57.827	12	35.283	1:05.567	12	35.616	56.227			
12	23.536	55.391	86	29.808	57.535									
86	27.452	57.399												
13	54.517	59.831												

Weather/Track : Bright/Dry

Brands Indy
Circuit Length = 1.2262 miles.
Start: 16:05 End: 16:18

BRSCC Southern Formula Ford Championship (Zetec) QUALIFYING - RACE 5

POS	NO	CL	DRIVER	NAT	CAR	TIME	LAPS	GAP	MPH
1	20		Rob SUNDERLAND		Van Diemen RF01	48.206	18		91.57
2	19		Steven EDWARDS		Van Diemen RF01	48.347	17	0.141	91.30
3	28		Josh WEBER		Van Diemen RF01	48.446	18	0.240	91.11
4	23		Gonzalo TUNJO		Van Diemen RF01	49.008	16	0.802	90.07
5	4		Jason DOWN		Getem GD302Z	49.464	18	1.258	89.24
6	9		John WHITBOURN		Mygale SJ2001	49.490	18	1.284	89.19
7	6		Lucy WARDROP		Van Diemen RF01	49.810	17	1.604	88.62
8	72		Ed MOORE		Ray 01Z	49.830	18	1.624	88.58
9	88		James CLEMENTS		Van Diemen RF99	50.168	17	1.962	87.99
10	18		Stewart DELL		Ray GRS 2000Z	50.273	17	2.067	87.80
11	24		Matt HAYES		Jamun M97Z	50.511	17	2.305	87.39
12	10		Matthew PAYNE		Mygale SJ2000	50.841	17	2.635	86.82
13	16		David COOPER		Ray GR97	51.077	17	2.871	86.42
14	69		Robert HOWE		Van Diemen RF96	51.664	4	3.458	85.44
15	34		William TIEJEN		Ray 99	53.961	4	5.755	81.80

Weather/Track : Sunny/Dry

These times are provisional until the conclusion of any judicial and technical matters.

Brands Indy

Circuit Length = 1.2262 miles.

Start: 10:18 End: 10:33

Clerk of Course:

Stewards:

Timekeeper:

BRSCC Southern Formula Ford Championship (Zetec) QUALIFYING - LAP ANALYSIS

4	Jason DOWN						Getem GD302Z
1 -	1:28.723	6 -	50.279	11 -	49.538	16 -	49.480
2 -	53.490	7 -	50.161	12 -	50.212	17 -	49.495
3 -	51.831	8 -	49.464	13 -	50.657	18 -	49.593
4 -	51.348	9 -	49.845	14 -	50.758		
5 -	51.412	10 -	49.666	15 -	49.487		
6	Lucy WARDROP						Van Diemen RF01
1 -	1:32.157	6 -	50.147	11 -	50.088	16 -	50.042
2 -	53.459	7 -	51.045	12 -	50.182	17 -	1:12.017
3 -	51.903	8 -	50.304	13 -	49.810		
4 -	51.476	9 -	52.004	14 -	50.296		
5 -	50.927	10 -	51.877	15 -	50.260		
9	John WHITBOURN						Mygale SJ2001
1 -	1:11.755	6 -	50.203	11 -	49.490	16 -	49.886
2 -	53.216	7 -	50.476	12 -	50.348	17 -	49.973
3 -	51.374	8 -	50.223	13 -	49.625	18 -	51.590
4 -	51.439	9 -	49.847	14 -	49.791		
5 -	50.494	10 -	49.897	15 -	49.871		
10	Matthew PAYNE						Mygale SJ2000
1 -	1:13.166	6 -	51.576	11 -	51.167	16 -	50.953
2 -	53.402	7 -	51.705	12 -	51.351	17 -	51.250
3 -	51.997	8 -	52.880	13 -	51.504		
4 -	52.706	9 -	51.850	14 -	51.657		
5 -	51.653	10 -	51.596	15 -	50.841		
16	David COOPER						Ray GR97
1 -	1:21.151	6 -	53.359	11 -	51.876	16 -	51.077
2 -	55.873	7 -	51.613	12 -	51.266	17 -	53.059
3 -	53.485	8 -	54.051	13 -	51.560		
4 -	53.093	9 -	51.861	14 -	51.460		
5 -	54.473	10 -	51.764	15 -	51.837		
18	Stewart DELL						Ray GRS 2000Z
1 -	1:22.596	6 -	50.629	11 -	51.094	16 -	50.347
2 -	58.613	7 -	52.319	12 -	50.273	17 -	50.494
3 -	52.701	8 -	52.086	13 -	50.649		
4 -	54.031	9 -	51.158	14 -	51.067		
5 -	51.232	10 -	50.806	15 -	50.521		

BRSCC Southern Formula Ford Championship (Zetec)

QUALIFYING - LAP ANALYSIS

(contd.)

19	Steven EDWARDS					Van Diemen RF01	
1 -	59.644	6 -	48.852	11 -	48.490	16 -	48.471
2 -	50.099	7 -	48.565	12 -	48.395	17 -	48.543
3 -	49.280	8 -	48.347	13 -	2:20.738P		
4 -	48.574	9 -	49.177	14 -	56.356		
5 -	50.027	10 -	49.898	15 -	48.397		
20	Rob SUNDERLAND					Van Diemen RF01	
1 -	1:02.626	6 -	48.442	11 -	50.331	16 -	1:00.659
2 -	50.439	7 -	48.429	12 -	48.869	17 -	49.851
3 -	49.064	8 -	48.642	13 -	49.759	18 -	50.887
4 -	49.063	9 -	48.972	14 -	48.206		
5 -	48.873	10 -	49.173	15 -	53.379		
23	Gonzalo TUNJO					Van Diemen RF01	
1 -	1:16.516	6 -	49.216	11 -	53.454	16 -	50.077
2 -	52.654	7 -	49.751	12 -	49.230		
3 -	50.287	8 -	49.358	13 -	49.253		
4 -	50.919	9 -	49.008	14 -	49.387		
5 -	49.504	10 -	2:08.684P	15 -	49.175		
24	Matt HAYES					Jamun M97Z	
1 -	1:17.824	6 -	50.777	11 -	51.071	16 -	56.610
2 -	52.520	7 -	50.692	12 -	50.511	17 -	51.202
3 -	52.642	8 -	52.562	13 -	50.902		
4 -	51.254	9 -	51.025	14 -	55.678		
5 -	50.658	10 -	50.959	15 -	1:07.444		
28	Josh WEBER					Van Diemen RF01	
1 -	1:10.811	6 -	49.046	11 -	48.688	16 -	48.459
2 -	58.369	7 -	48.857	12 -	48.714	17 -	48.501
3 -	56.309	8 -	56.452	13 -	48.446	18 -	49.065
4 -	54.048	9 -	49.067	14 -	48.534		
5 -	49.584	10 -	49.583	15 -	48.570		
34	William TIEJEN					Ray 99	
1 -	1:17.830						
2 -	55.558						
3 -	53.961						
4 -	1:59.945P						


BRSCC Southern Formula Ford Championship (Zetec) QUALIFYING - LAP ANALYSIS

(contd.)

69	Robert HOWE	Van Diemen RF96					
1 - 1:11.351 2 - 53.218 3 - 51.664 4 - 1:01.537							
72	Ed MOORE	Ray 01Z					
1 - 1:07.716 6 - 51.208 11 - 50.134 16 - 49.964 2 - 52.441 7 - 50.426 12 - 49.897 17 - 50.773 3 - 51.374 8 - 50.307 13 - 49.920 18 - 52.182 4 - 51.206 9 - 50.241 14 - 49.907 5 - 51.061 10 - 50.093 15 - 49.830							
88	James CLEMENTS	Van Diemen RF99					
1 - 1:15.090 6 - 50.617 11 - 50.416 16 - 50.168 2 - 55.087 7 - 50.431 12 - 50.989 17 - 52.646 3 - 53.343 8 - 56.339 13 - 54.258 4 - 51.158 9 - 50.616 14 - 50.459 5 - 50.889 10 - 50.604 15 - 50.333							

BRSCC Southern Formula Ford Championship (Zetec)
GRID - RACE 5

ROW 8	53.961 34 TIEJEN	51.664 69 HOWE
ROW 7	51.077 16 COOPER	50.841 10 PAYNE
ROW 6	50.511 24 HAYES	50.273 18 DELL
ROW 5	50.168 88 CLEMENTS	49.830 72 MOORE
ROW 4	49.810 6 WARDROP	49.490 9 WHITBOURN
ROW 3	49.464 4 DOWN	49.008 23 TUNJO
ROW 2	48.446 28 WEBER	48.347 19 EDWARDS
ROW 1	48.206 20 SUNDERLAND	
POLE		



Weather/Track : Sunny/Dry

These times are provisional until the conclusion of any judicial and technical matters.

Brands Indy
 Circuit Length = 1.2262 miles.
 Start: 10:18 End: 10:33

Clerk of Course:	Stewards:	Timekeeper:
------------------	-----------	-------------

BRSCC Southern Formula Ford Championship (Zetec)
RACE CLASSIFICATION - RACE 5

POS	NO	CL	DRIVER	NAT	CAR	TIME	LAPS	GAP	MPH	BEST
1	19		Steven EDWARDS		Van Diemen RF01	11:35.072	14		89.01	48.822
2	28		Josh WEBER		Van Diemen RF01	11:35.426	14	0.354	88.96	48.687
3	20		Rob SUNDERLAND		Van Diemen RF01	11:44.305	14	9.233	87.84	48.824
4	4		Jason DOWN		Getem GD302Z	11:50.414	14	15.342	87.08	49.913
5	9		John WHITBOURN		Mygale SJ2001	11:50.870	14	15.798	87.03	50.071
6	23		Gonzalo TUNJO		Van Diemen RF01	11:51.439	14	16.367	86.96	48.925
7	6		Lucy WARDROP		Van Diemen RF01	11:53.490	14	18.418	86.71	50.056
8	72		Ed MOORE		Ray 01Z	11:56.137	14	21.065	86.39	50.197
9	18		Stewart DELL		Ray GRS 2000Z	12:00.669	14	25.597	85.84	50.322
10	88		James CLEMENTS		Van Diemen RF99	12:05.718	14	30.646	85.25	50.702
11	69		Robert HOWE		Van Diemen RF96	12:05.900	14	30.828	85.23	50.391
12	16		David COOPER		Ray GR97	12:27.032	14	51.960	82.81	51.846
13	34		William TIEJEN		Ray 99	11:54.776	13	1 LAP	80.38	53.181
NOT CLASSIFIED										
	10		Matthew PAYNE		Mygale SJ2000	10:25.547	12	D.N.F.	84.78	50.781
	24		Matt HAYES		Jamun M97Z	7:50.889	9	D.N.F.	84.51	51.187
FASTEST LAP										
	28		Josh WEBER		Van Diemen RF01	48.687	13	90.66mph		145.91kph

Weather/Track : Sunny/Dry

These times are provisional until the conclusion of any judicial and technical matters.

Brands Indy
 Circuit Length = 1.2262 miles.
 Start: 13:54 End: 14:06

Clerk of Course:	Stewards:	Timekeeper:
------------------	-----------	-------------

BRSCC Southern Formula Ford Championship (Zetec)

RACE 5 - LAP CHART

Lap 1			Lap 2			Lap 3			Lap 4			Lap 5		
No	Behind	Laptime	No	Behind	Laptime	No	Behind	Laptime	No	Behind	Laptime	No	Behind	Laptime
20		55.474	19		49.910	19		49.044	19		48.928	19		48.931
19	0.140	55.614	28	0.468	49.520	28	0.326	48.902	28	0.387	48.989	28	0.354	48.898
28	0.998	56.472	20	0.640	50.690	20	0.617	49.021	20	0.660	48.971	20	0.976	49.247
4	1.687	57.161	4	1.866	50.229	4	2.774	49.952	4	4.376	50.530	4	5.749	50.304
9	2.339	57.813	9	2.933	50.644	9	4.016	50.127	9	5.472	50.384	9	6.636	50.095
72	2.839	58.313	72	3.710	50.921	72	5.446	50.780	6	7.045	50.249	6	8.436	50.322
6	3.569	59.043	6	4.358	50.839	6	5.724	50.410	72	8.085	51.567	72	9.825	50.671
24	4.555	1:00.029	24	5.750	51.245	24	8.132	51.426	18	9.756	50.532	18	11.210	50.385
88	4.841	1:00.315	88	5.811	51.020	18	8.152	50.771	24	10.721	51.517	24	13.161	51.371
10	5.537	1:01.011	18	6.425	50.673	88	8.663	51.896	88	10.882	51.147	10	13.296	51.046
18	5.802	1:01.276	10	6.956	51.469	10	9.328	51.416	10	11.181	50.781	23	14.034	51.153
69	6.610	1:02.084	69	8.015	51.455	69	10.328	51.357	23	11.812	49.705	88	14.279	52.328
16	7.099	1:02.573	16	9.603	52.554	23	11.035	49.773	69	12.783	51.383	69	14.469	50.617
34	7.932	1:03.406	23	10.306	49.551	16	13.419	52.860	16	16.770	52.279	16	19.685	51.846
23	10.805	1:06.279	34	11.939	54.057	34	16.842	53.947	34	24.914	57.000	34	30.103	54.120

Weather/Track : Sunny/Dry

Brands Indy
Circuit Length = 1.2262 miles.
Start: 13:54 End: 14:06

BRSCC Southern Formula Ford Championship (Zetec)
RACE 5 - LAP CHART

(contd.)

Lap 6			Lap 7			Lap 8			Lap 9			Lap 10		
No	Behind	Laptime	No	Behind	Laptime	No	Behind	Laptime	No	Behind	Laptime	No	Behind	Laptime
19		49.467	19		49.857	19		49.511	19		49.052	19		48.988
28	0.207	49.320	28	0.150	49.800	28	0.915	50.276	28	0.690	48.827	28	0.581	48.879
20	0.333	48.824	20	0.508	50.032	20	1.267	50.270	20	7.479	55.264	20	7.405	48.914
4	6.487	50.205	4	6.613	49.983	4	7.601	50.499	4	8.606	50.057	4	9.531	49.913
9	7.291	50.122	9	7.616	50.182	9	8.289	50.184	9	9.475	50.238	9	10.646	50.159
6	9.297	50.328	6	9.664	50.224	6	10.601	50.448	6	11.995	50.446	6	13.217	50.210
72	10.723	50.365	72	11.523	50.657	72	12.209	50.197	72	13.571	50.414	23	14.910	48.925
18	12.065	50.322	18	12.646	50.438	18	13.652	50.517	23	14.973	49.988	72	14.908	50.325
23	14.340	49.773	23	13.739	49.256	23	14.037	49.809	18	15.115	50.515	18	18.082	51.955
24	15.199	51.505	10	16.530	51.148	24	18.398	51.380	88	20.518	51.050	88	22.343	50.813
10	15.239	51.410	24	16.529	51.187	88	18.520	50.895	24	20.575	51.229	69	23.801	51.436
88	15.620	50.808	88	17.136	51.373	10	18.992	51.973	10	20.935	50.995	10	24.148	52.201
69	16.369	51.367	69	17.574	51.062	69	19.633	51.570	69	21.353	50.772	16	34.893	52.677
16	22.729	52.511	16	25.281	52.409	16	27.888	52.118	16	31.204	52.368			
34	34.625	53.989	34	37.949	53.181	34	42.967	54.529	34	47.616	53.701			

Weather/Track : Sunny/Dry

Brands Indy
 Circuit Length = 1.2262 miles.
 Start: 13:54 End: 14:06

BRSCC Southern Formula Ford Championship (Zetec)

RACE 5 - LAP CHART

(contd.)

Lap 11			Lap 12			Lap 13			Lap 14			Lap 15		
No	Behind	Laptime	No	Behind	Laptime	No	Behind	Laptime	No	Behind	Laptime	No	Behind	Laptime
19		48.968	19		48.928	19		48.822	19		49.052			
28	0.717	49.104	28	0.581	48.792	28	0.446	48.687	28	0.354	48.960			
34	1 LAP	54.322	20	7.853	49.093	20	8.643	49.612	20	9.233	49.642			
20	7.688	49.251	34	1 LAP	53.876	4	13.865	50.842	4	15.342	50.529			
4	10.607	50.044	4	11.845	50.166	9	14.317	50.187	9	15.798	50.533			
9	11.749	50.071	9	12.952	50.131	34	1 LAP	54.677	23	16.367	49.091			
6	14.424	50.175	6	15.552	50.056	23	16.328	49.429	6	18.418	50.206			
23	15.635	49.693	23	15.721	49.014	6	17.264	50.534	34	1 LAP	53.971			
72	16.621	50.681	72	17.896	50.203	72	19.306	50.232	72	21.065	50.811			
18	19.560	50.446	18	21.213	50.581	18	23.234	50.843	18	25.597	51.415			
88	24.077	50.702	88	25.896	50.747	88	28.364	51.290	88	30.646	51.334			
69	25.227	50.394	69	26.690	50.391	69	28.598	50.730	69	30.828	51.282			
10	26.058	50.878	10	28.349	51.219	16	47.284	53.254	16	51.960	53.728			
16	38.750	52.825	16	42.852	53.030									

Weather/Track : Sunny/Dry

Brands Indy
Circuit Length = 1.2262 miles.
Start: 13:54 End: 14:06

The 2003 Dunlop Mini Se7en Challenge Race QUALIFYING - RACE 6

POS	NO	CL	DRIVER	NAT	CAR	TIME	LAPS	GAP	MPH
1	6		James HALL		Mini Se7en	59.531	12		74.15
2	1		Tim SIMS		Mini Se7en	59.678	12	0.147	73.96
3	9		Paul CLARK		Mini Se7en	59.732	12	0.201	73.90
4	3		Andrew DEVINY		Mini Se7en	59.971	12	0.440	73.60
5	94		Geoff LETTS		Mini Se7en	1:00.205	12	0.674	73.32
6	65		James LOUKES		Mini Se7en	1:00.402	11	0.871	73.08
7	58		Max HUNTER		Mini Se7en	1:00.441	12	0.910	73.03
8	51		Nick TANDY		Mini Se7en	1:00.492	9	0.961	72.97
9	48		Lewis SELBY		Mini Se7en	1:00.626	12	1.095	72.81
10	12		Paul THOMPSON		Mini Se7en	1:01.071	11	1.540	72.28
11	4		Joe TANDY		Mini Se7en	1:01.075	6	1.544	72.27
12	7		Andrew HACK		Mini Se7en	1:01.246	11	1.715	72.07
13	46		James HAYMAN		Mini Se7en	1:01.553	11	2.022	71.71
14	43		Dave EDGECOMBE		Mini Se7en	1:01.606	11	2.075	71.65
15	59		Kane ASTIN		Mini Se7en	1:01.651	8	2.120	71.60
16	35		Paul SPARK		Mini Se7en	1:01.752	12	2.221	71.48
17	45		Craig EDGECOMBE		Mini Se7en	1:02.283	4	2.752	70.87
18	2		Dave BANWELL		Mini Se7en	1:02.365	3	2.834	70.78
19	36		Damon ASTIN		Mini Se7en	1:02.420	11	2.889	70.72
20	21		Denise MANDERSCHIED		Mini Se7en	1:02.598	11	3.067	70.51
21	39		Andy MILLER		Mini Se7en	1:03.715	10	4.184	69.28
22	60		Malcolm KEAT		Mini Se7en	1:08.364	7	8.833	64.57
23	33		Geoff TAYLOR		Mini Se7en	1:10.549	10	11.018	62.57

Weather/Track : Bright/Dry

These times are provisional until the conclusion of any judicial and technical matters.

Brands Indy

Circuit Length = 1.2262 miles.

Start: 10:38 End: 10:57

Clerk of Course:

Stewards:

Timekeeper:

The 2003 Dunlop Mini Se7en Challenge Race QUALIFYING - LAP ANALYSIS

1	Tim SIMS	Mini Se7en
1 -	5:05.850P	6 - 3:46.291P 11 - 59.678
2 -	1:11.655	7 - 1:05.287 12 - 59.830
3 -	59.773	8 - 59.928
4 -	1:01.302	9 - 59.900
5 -	59.968	10 - 59.816
2	Dave BANWELL	Mini Se7en
1 -	4:21.258P	
2 -	1:14.673	
3 -	1:02.365	
3	Andrew DEVINY	Mini Se7en
1 -	4:12.027P	6 - 4:37.646P 11 - 1:00.180
2 -	1:17.907	7 - 1:08.057 12 - 1:00.229
3 -	1:00.986	8 - 1:00.034
4 -	1:00.980	9 - 59.971
5 -	1:00.375	10 - 1:00.258
4	Joe TANDY	Mini Se7en
1 -	4:54.826P	6 - 1:10.140
2 -	1:06.176	
3 -	1:01.075	
4 -	9:14.606P	
5 -	1:18.590	
6	James HALL	Mini Se7en
1 -	5:06.989P	6 - 3:46.513P 11 - 1:01.066
2 -	1:10.961	7 - 1:05.142 12 - 59.531
3 -	59.955	8 - 59.574
4 -	1:01.159	9 - 1:05.488
5 -	1:00.273	10 - 1:02.321
7	Andrew HACK	Mini Se7en
1 -	4:22.741P	6 - 4:46.552P 11 - 1:01.476
2 -	1:13.131	7 - 1:06.919
3 -	1:02.144	8 - 1:01.330
4 -	1:01.246	9 - 1:04.883
5 -	1:02.541	10 - 1:01.348

Weather/Track : Bright/Dry

www.mstworld.com

Page 1 of 4

Brands Indy
Circuit Length = 1.2262 miles.
Start: 10:38 End: 10:57

Issued - 11:02 Sunday, 07 September 2003

The 2003 Dunlop Mini Se7en Challenge Race QUALIFYING - LAP ANALYSIS

(contd.)

9	Paul CLARK	Mini Se7en
1 - 4:41.008P	6 - 4:00.206P	11 - 1:00.428
2 - 1:10.210	7 - 1:05.403	12 - 1:01.392
3 - 1:03.318	8 - 59.732	
4 - 1:11.466	9 - 59.938	
5 - 1:01.225	10 - 1:00.235	
12	Paul THOMPSON	Mini Se7en
1 - 4:46.412P	6 - 4:35.207P	11 - 1:01.071
2 - 1:08.934	7 - 1:07.363	
3 - 1:02.480	8 - 1:01.305	
4 - 1:01.814	9 - 1:01.839	
5 - 1:01.394	10 - 1:01.559	
21	Denise MANDERSCHIED	Mini Se7en
1 - 4:18.214P	6 - 4:31.659P	11 - 1:04.990
2 - 1:15.258	7 - 1:13.896	
3 - 1:05.614	8 - 1:03.193	
4 - 1:03.620	9 - 1:02.598	
5 - 1:03.659	10 - 1:03.746	
33	Geoff TAYLOR	Mini Se7en
1 - 4:28.533P	6 - 1:23.508	
2 - 1:25.258	7 - 1:13.598	
3 - 1:12.752	8 - 1:12.363	
4 - 1:13.221	9 - 1:11.215	
5 - 4:48.980P	10 - 1:10.549	
35	Paul SPARK	Mini Se7en
1 - 4:47.972P	6 - 4:00.406P	11 - 1:01.945
2 - 1:08.039	7 - 1:07.459	12 - 1:01.752
3 - 1:03.241	8 - 1:01.956	
4 - 1:02.098	9 - 1:02.366	
5 - 1:01.778	10 - 1:02.091	
36	Damon ASTIN	Mini Se7en
1 - 4:36.409P	6 - 1:02.903	11 - 1:02.420
2 - 02.605P	7 - 5:25.667P	
3 - 1:11.734	8 - 1:12.869	
4 - 1:05.796	9 - 1:03.748	
5 - 1:03.329	10 - 1:04.048	

Weather/Track : Bright/Dry

www.mstworld.com

Page 2 of 4

Brands Indy
Circuit Length = 1.2262 miles.
Start: 10:38 End: 10:57

Issued - 11:02 Sunday, 07 September 2003

The 2003 Dunlop Mini Se7en Challenge Race QUALIFYING - LAP ANALYSIS

(contd.)

39	Andy MILLER	Mini Se7en
1 - 4:30.294P	6 - 1:20.180	
2 - 1:15.848	7 - 1:07.731	
3 - 1:05.439	8 - 1:05.882	
4 - 1:34.222	9 - 1:04.239	
5 - 4:47.600P	10 - 1:03.715	
43	Dave EDGEcombe	Mini Se7en
1 - 4:31.699P	6 - 4:26.650P	11 - 1:01.606
2 - 1:13.075	7 - 1:08.029	
3 - 1:02.920	8 - 1:02.263	
4 - 1:02.425	9 - 1:01.910	
5 - 1:02.705	10 - 1:02.194	
45	Craig EDGEcombe	Mini Se7en
1 - 4:34.337P		
2 - 1:11.603		
3 - 1:02.867		
4 - 1:02.283		
46	James HAYMAN	Mini Se7en
1 - 4:59.636P	6 - 4:25.790P	11 - 1:01.773
2 - 1:07.843	7 - 1:11.991	
3 - 1:02.233	8 - 1:01.553	
4 - 1:02.565	9 - 1:07.279	
5 - 1:01.901	10 - 1:05.095	
48	Lewis SELBY	Mini Se7en
1 - 4:23.813P	6 - 4:37.150P	11 - 1:00.981
2 - 1:09.696	7 - 1:07.854	12 - 1:00.626
3 - 1:01.136	8 - 1:01.095	
4 - 1:01.376	9 - 1:01.057	
5 - 1:01.604	10 - 1:00.918	
51	Nick TANDY	Mini Se7en
1 - 4:53.993P	6 - 4:26.080P	
2 - 1:07.508	7 - 1:06.569	
3 - 1:00.903	8 - 1:02.027	
4 - 1:00.939	9 - 1:23.693P	
5 - 1:00.492		

Weather/Track : Bright/Dry

www.mstworld.com

Page 3 of 4

Brands Indy
Circuit Length = 1.2262 miles.
Start: 10:38 End: 10:57

Issued - 11:02 Sunday, 07 September 2003

The 2003 Dunlop Mini Se7en Challenge Race QUALIFYING - LAP ANALYSIS

(contd.)

58	Max HUNTER	Mini Se7en
1 - 4:24.962P	6 - 4:35.608P	11 - 1:00.720
2 - 1:11.319	7 - 1:06.643	12 - 1:00.441
3 - 1:02.118	8 - 1:00.789	
4 - 1:01.075	9 - 1:01.044	
5 - 1:01.304	10 - 1:01.755	
59	Kane ASTIN	Mini Se7en
1 - 4:45.479P	6 - 4:24.346P	
2 - 1:09.461	7 - 1:07.044	
3 - 1:03.347	8 - 1:03.121	
4 - 1:01.651		
5 - 1:01.777		
60	Malcolm KEAT	Mini Se7en
1 - 8:44.612	6 - 1:11.114	
2 - 4:39.572P	7 - 1:08.426	
3 - 1:15.249		
4 - 1:08.364		
5 - 1:10.683		
65	James LOUKES	Mini Se7en
1 - 4:39.913P	6 - 4:23.986P	11 - 1:00.664
2 - 1:10.750	7 - 1:07.835	
3 - 1:03.188	8 - 1:00.402	
4 - 1:01.913	9 - 1:00.625	
5 - 1:01.312	10 - 1:01.626	
94	Geoff LETTS	Mini Se7en
1 - 4:19.786P	6 - 4:39.056P	11 - 1:00.275
2 - 1:10.978	7 - 1:07.340	12 - 1:01.347
3 - 1:00.927	8 - 1:00.205	
4 - 1:00.525	9 - 1:00.222	
5 - 1:00.676	10 - 1:00.252	

Weather/Track : Bright/Dry

www.mstworld.com

Page 4 of 4

Brands Indy
Circuit Length = 1.2262 miles.
Start: 10:38 End: 10:57


Issued - 11:02 Sunday, 07 September 2003

The 2003 Dunlop Mini Se7en Challenge Race

GRID - RACE 6

ROW 12	1:10.549	33	TAYLOR	
ROW 11	1:03.715	39	MILLER	1:08.364 60 KEAT
ROW 10	1:02.420	36	ASTIN	1:02.598 21 MANDERSCHIED
ROW 9	1:02.283	45	EDGEcombe	1:02.365 2 BANWELL
ROW 8	1:01.651	59	ASTIN	1:01.752 35 SPARK
ROW 7	1:01.553	46	HAYMAN	1:01.606 43 EDGEcombe
ROW 6	1:01.075	4	TANDY	1:01.246 7 HACK
ROW 5	1:00.626	48	SELBY	1:01.071 12 THOMPSON
ROW 4	1:00.441	58	HUNTER	1:00.492 51 TANDY
ROW 3	1:00.205	94	LETTs	1:00.402 65 LOUKES
ROW 2	59.732	9	CLARK	59.971 3 DEVINY
ROW 1	59.531	6	HALL	59.678 1 SIMS

POLE



Weather/Track : Bright/Dry

These times are provisional until the conclusion of any judicial and technical matters.

Brands Indy
Circuit Length = 1.2262 miles.
Start: 10:38 End: 10:57

Clerk of Course:	Stewards:	Timekeeper:
------------------	-----------	-------------

The 2003 Dunlop Mini Se7en Challenge Race

RACE CLASSIFICATION - RACE 6

POS	NO	CL	DRIVER	NAT	CAR	TIME	LAPS	GAP	MPH	BEST
1	1		Tim SIMS		Mini Se7en	14:10.500	14		72.74	59.778
2	6		James HALL		Mini Se7en	14:11.471	14	0.971	72.66	59.796
3	3		Andrew DEVINY		Mini Se7en	14:12.448	14	1.948	72.57	59.836
4	12		Paul THOMPSON		Mini Se7en	14:22.025	14	11.525	71.77	59.995
5	48		Lewis SELBY		Mini Se7en	14:22.027	14	11.527	71.77	1:00.302
6	4		Joe TANDY		Mini Se7en	14:23.252	14	12.752	71.66	1:00.490
7	58		Max HUNTER		Mini Se7en	14:23.786	14	13.286	71.62	1:00.128
8	7		Andrew HACK		Mini Se7en	14:24.060	14	13.560	71.60	1:00.594
9	2		Dave BANWELL		Mini Se7en	14:26.940	14	16.440	71.36	1:00.377
10	59		Kane ASTIN		Mini Se7en	14:30.296	14	19.796	71.08	1:00.819
11	35		Paul SPARK		Mini Se7en	14:37.143	14	26.643	70.53	1:01.416
12	65		James LOUKES		Mini Se7en	14:39.837	14	29.337	70.31	1:00.595
13	43		Dave EDGECOMBE		Mini Se7en	14:40.007	14	29.507	70.30	1:01.349
14	45		Craig EDGECOMBE		Mini Se7en	14:49.623	14	39.123	69.54	1:01.943
15	21		Denise MANDERSCHIED		Mini Se7en	14:52.434	14	41.934	69.32	1:02.176
16	94		Geoff LETTS		Mini Se7en	15:01.580	14	51.080	68.62	1:00.270
17	39		Andy MILLER		Mini Se7en	14:21.688	13	1 LAP	66.67	1:03.627
18	60		Malcolm KEAT		Mini Se7en	14:23.230	13	1 LAP	66.55	1:04.244
19	33		Geoff TAYLOR		Mini Se7en	14:12.381	12	2 LAPS	62.22	1:08.575

NOT CLASSIFIED

46			James HAYMAN		Mini Se7en	8:19.508	8	D.N.F.	70.83	1:00.528
36			Damon ASTIN		Mini Se7en	3:18.040	3	D.N.F.	67.21	1:02.116
9			Paul CLARK		Mini Se7en	1:16.070	1	D.N.F.	58.91	1:16.070

FASTEST LAP

1			Tim SIMS		Mini Se7en	59.778	9	73.84mph	118.84kph	
---	--	--	-----------------	--	------------	--------	---	----------	-----------	--

Weather/Track : Bright/Dry

These times are provisional until the conclusion of any judicial and technical matters.

Brands Indy

Circuit Length = 1.2262 miles.

Start: 14:15 End: 14:29

Clerk of Course:	Stewards:	Timekeeper:

The 2003 Dunlop Mini Se7en Challenge Race

RACE 6 - LAP CHART

Lap 1			Lap 2			Lap 3			Lap 4			Lap 5		
No	Behind	Laptime	No	Behind	Laptime	No	Behind	Laptime	No	Behind	Laptime	No	Behind	Laptime
1		1:08.696	1		59.881	1		1:00.284	1		1:00.033	1		1:00.074
6	0.665	1:09.361	3	1.166	59.836	3	0.967	1:00.085	3	1.005	1:00.071	3	1.306	1:00.375
3	1.211	1:09.907	6	1.293	1:00.509	6	1.159	1:00.150	6	1.150	1:00.024	6	1.408	1:00.332
58	1.881	1:10.577	58	2.735	1:00.735	94	3.238	1:00.295	58	3.896	1:00.690	58	4.903	1:01.081
4	2.495	1:11.191	4	3.104	1:00.490	58	3.239	1:00.788	4	4.556	1:00.754	4	5.309	1:00.827
94	2.838	1:11.534	94	3.227	1:00.270	4	3.835	1:01.015	12	5.456	1:01.094	48	5.923	1:00.474
48	3.014	1:11.710	48	4.110	1:00.977	48	4.224	1:00.398	48	5.523	1:01.332	12	6.185	1:00.803
12	3.396	1:12.092	12	4.191	1:00.676	12	4.395	1:00.488	94	5.564	1:02.359	94	6.394	1:00.904
7	3.654	1:12.350	7	4.918	1:01.145	7	5.397	1:00.763	7	6.347	1:00.983	7	7.086	1:00.813
59	4.022	1:12.718	59	5.136	1:00.995	59	5.840	1:00.988	59	6.806	1:00.999	46	7.657	1:00.784
46	4.578	1:13.274	46	5.803	1:01.106	46	6.452	1:00.933	46	6.947	1:00.528	59	8.706	1:01.974
35	4.810	1:13.506	35	6.371	1:01.442	2	7.022	1:00.839	2	7.366	1:00.377	2	9.078	1:01.786
36	4.808	1:13.504	2	6.467	1:01.305	35	7.503	1:01.416	35	9.133	1:01.663	35	10.580	1:01.521
2	5.043	1:13.739	36	7.347	1:02.420	43	8.870	1:01.588	43	10.834	1:01.997	43	12.608	1:01.848
43	5.039	1:13.735	43	7.566	1:02.408	36	9.179	1:02.116	45	12.143	1:02.198	65	13.330	1:01.089
45	5.963	1:14.659	45	8.025	1:01.943	45	9.978	1:02.237	65	12.315	1:00.989	45	15.326	1:03.257
9	7.374	1:16.070	21	10.878	1:03.317	65	11.359	1:00.631	21	15.658	1:02.921	21	18.065	1:02.481
21	7.442	1:16.138	65	11.012	1:01.032	21	12.770	1:02.176	60	27.929	1:05.414	60	33.405	1:05.550
39	8.702	1:17.398	60	17.370	1:06.766	60	22.548	1:05.462	39	32.909	1:04.104	39	37.359	1:04.524
65	9.861	1:18.557	33	22.566	1:09.735	39	28.838	1:05.475	33	43.680	1:10.459	33	54.249	1:10.643
60	10.485	1:19.181	39	23.647	1:14.826	33	33.254	1:10.972						
33	12.712	1:21.408												

Weather/Track : Bright/Dry

www.mstworld.com

Page 1 of 3

Brands Indy
Circuit Length = 1.2262 miles.
Start: 14:15 End: 14:29

Issued - 14:31 Sunday, 07 September 2003

The 2003 Dunlop Mini Se7en Challenge Race

RACE 6 - LAP CHART

(contd.)

Lap 6			Lap 7			Lap 8			Lap 9			Lap 10		
No	Behind	Laptime	No	Behind	Laptime	No	Behind	Laptime	No	Behind	Laptime	No	Behind	Laptime
1		1:00.160	1		59.993	1		1:00.271	1		59.778	1		1:00.021
3	1.924	1:00.778	3	2.290	1:00.359	3	2.014	59.995	6	2.538	1:00.147	6	2.602	1:00.085
6	2.058	1:00.810	6	2.423	1:00.358	6	2.169	1:00.017	3	2.818	1:00.582	3	3.140	1:00.343
4	5.881	1:00.732	33	1 LAP	1:10.801	48	7.310	1:00.950	48	8.105	1:00.573	48	8.928	1:00.844
48	6.322	1:00.559	48	6.631	1:00.302	12	7.683	1:01.238	12	8.168	1:00.263	58	8.994	1:00.588
12	6.470	1:00.445	4	6.669	1:00.781	4	7.693	1:01.295	58	8.427	1:00.128	12	9.072	1:00.925
58	6.530	1:01.787	12	6.716	1:00.239	58	8.077	1:00.943	4	9.295	1:01.380	4	10.013	1:00.739
94	7.183	1:00.949	58	7.405	1:00.868	7	8.992	1:00.942	7	9.856	1:00.642	7	10.530	1:00.695
7	7.520	1:00.594	94	8.091	1:00.901	46	10.116	1:01.060	2	12.480	1:00.674	2	13.490	1:01.031
46	8.461	1:00.964	7	8.321	1:00.794	94	10.261	1:02.441	59	14.305	1:02.262	59	15.538	1:01.254
2	9.877	1:00.959	46	9.327	1:00.859	2	11.584	1:00.990	94	14.673	1:04.190	35	18.919	1:02.133
59	9.881	1:01.335	2	10.865	1:00.981	59	11.821	1:00.819	35	16.807	1:01.762	65	19.166	1:02.349
35	11.939	1:01.519	59	11.273	1:01.385	35	14.823	1:01.486	65	16.838	1:01.158	94	19.205	1:04.553
65	14.240	1:01.070	35	13.608	1:01.662	65	15.458	1:00.887	43	19.447	1:01.349	43	21.408	1:01.982
43	14.443	1:01.995	65	14.842	1:00.595	33	1 LAP	1:11.019	33	1 LAP	1:08.933	45	29.088	1:03.773
45	17.459	1:02.293	43	16.161	1:01.711	43	17.876	1:01.986	45	25.336	1:02.408	21	31.856	1:03.372
21	20.385	1:02.480	45	20.141	1:02.675	45	22.706	1:02.836	21	28.505	1:02.528	33	1 LAP	1:10.569
60	38.260	1:05.015	21	23.230	1:02.838	21	25.755	1:02.796	60	51.824	1:04.244	60	56.505	1:04.702
39	41.288	1:04.089	60	43.124	1:04.857	60	47.358	1:04.505	39	53.078	1:04.019	39	56.684	1:03.627
			39	45.185	1:03.890	39	48.837	1:03.923						

Weather/Track : Bright/Dry

www.mstworld.com

Page 2 of 3

Brands Indy
Circuit Length = 1.2262 miles.
Start: 14:15 End: 14:29

Issued - 14:31 Sunday, 07 September 2003

The 2003 Dunlop Mini Se7en Challenge Race

RACE 6 - LAP CHART

(contd.)

Lap 11			Lap 12			Lap 13			Lap 14			Lap 15		
No	Behind	Laptime	No	Behind	Laptime	No	Behind	Laptime	No	Behind	Laptime	No	Behind	Laptime
1		1:00.356	1		1:00.304	1		1:00.592	1		1:00.057			
6	2.094	59.848	60	1 LAP	1:06.026	6	1.076	59.796	6	0.971	59.952			
3	2.702	59.918	6	1.872	1:00.082	3	1.854	1:00.112	33	2 LAPS	1:09.413			
48	9.401	1:00.829	3	2.334	59.936	60	1 LAP	1:04.566	3	1.948	1:00.151			
12	10.494	1:01.778	39	1 LAP	1:07.253	39	1 LAP	1:03.739	39	1 LAP	1:04.821			
4	10.852	1:01.195	48	9.932	1:00.835	48	10.285	1:00.945	48	11.527	1:01.299			
58	11.139	1:02.501	12	11.572	1:01.382	12	10.975	59.995	12	11.525	1:00.607			
7	11.259	1:01.085	58	11.758	1:00.923	58	11.896	1:00.730	60	1 LAP	1:06.942			
2	14.274	1:01.140	4	11.756	1:01.208	4	12.180	1:01.016	4	12.752	1:00.629			
59	16.486	1:01.304	7	11.953	1:00.998	7	12.459	1:01.098	58	13.286	1:01.447			
35	20.329	1:01.766	2	15.028	1:01.058	2	15.683	1:01.247	7	13.560	1:01.158			
65	20.392	1:01.582	59	17.218	1:01.036	59	18.165	1:01.539	2	16.440	1:00.814			
43	23.685	1:02.633	35	22.705	1:02.680	35	24.608	1:02.495	59	19.796	1:01.688			
94	26.970	1:08.121	65	22.760	1:02.672	43	26.924	1:02.381	35	26.643	1:02.092			
45	31.289	1:02.557	43	25.135	1:01.754	65	27.625	1:05.457	65	29.337	1:01.769			
21	34.253	1:02.753	45	33.807	1:02.822	45	35.814	1:02.599	43	29.507	1:02.640			
33	1 LAP	1:09.854	94	34.056	1:07.390	21	38.962	1:02.989	45	39.123	1:03.366			
			21	36.565	1:02.616	94	41.998	1:08.534	21	41.934	1:03.029			
			33	1 LAP	1:08.575				94	51.080	1:09.139			

Weather/Track : Bright/Dry

www.mstworld.com

Page 3 of 3

Brands Indy
Circuit Length = 1.2262 miles.
Start: 14:15 End: 14:29


Issued - 14:31 Sunday, 07 September 2003

The 2003 Dunlop Mini Se7en Challenge Race

GRID - RACE 12

ROW 12		1:14.673	2	BANWELL		
ROW 11	60	1:08.426	KEAT	33	1:11.215 TAYLOR	
ROW 10		1:04.239	39	MILLER	4	1:06.176 TANDY
ROW 9	36	1:02.903	ASTIN	21	1:03.193 MANDERSCHIED	
ROW 8		1:01.910	43	EDGECOMBE	45	1:02.867 EDGECOMBE
ROW 7	59	1:01.777	ASTIN	35	1:01.778 SPARK	
ROW 6		1:01.330	7	HACK	46	1:01.773 HAYMAN
ROW 5	48	1:00.918	SELBY	12	1:01.305 THOMPSON	
ROW 4		1:00.720	58	HUNTER	51	1:00.903 TANDY
ROW 3	94	1:00.222	LETTES	65	1:00.625 LOUKES	
ROW 2		59.938	9	CLARK	3	1:00.034 DEVINY
ROW 1	6	59.574	HALL	1	59.773 SIMS	

POLE



Weather/Track : Bright/Dry

These times are provisional until the conclusion of any judicial and technical matters.

Brands Hatch

Circuit Length = 1.2262 miles.

Start: 10:38 End: 10:57

Clerk of Course:

Stewards:

Timekeeper:

The 2003 Dunlop Mini Se7en Challenge Race

RACE CLASSIFICATION - RACE 12

POS	NO	CL	DRIVER	NAT	CAR	TIME	LAPS	GAP	MPH	BEST
1	1		Tim SIMS		Mini Se7en	14:07.809	14		72.97	59.809
2	6		James HALL		Mini Se7en	14:07.896	14	0.087	72.96	59.483
3	3		Andrew DEVINY		Mini Se7en	14:18.304	14	10.495	72.08	1:00.132
4	94		Geoff LETTS		Mini Se7en	14:18.564	14	10.755	72.06	59.959
5	58		Max HUNTER		Mini Se7en	14:19.260	14	11.451	72.00	1:00.189
6	46		James HAYMAN		Mini Se7en	14:23.284	14	15.475	71.66	1:00.309
7	65		James LOUKES		Mini Se7en	14:23.532	14	15.723	71.64	1:00.375
8	12		Paul THOMPSON		Mini Se7en	14:23.916	14	16.107	71.61	1:00.056
9	2		Dave BANWELL		Mini Se7en	14:25.714	14	17.905	71.46	1:00.649
10	7		Andrew HACK		Mini Se7en	14:28.019	14	20.210	71.27	1:00.625
11	43		Dave EDGECOMBE		Mini Se7en	14:45.346	14	37.537	69.88	1:01.987
12	35		Paul SPARK		Mini Se7en	14:49.128	14	41.319	69.58	1:01.895
13	21		Denise MANDERSCHIED		Mini Se7en	15:02.234	14	54.425	68.57	1:02.637
14	39		Andy MILLER		Mini Se7en	15:07.501	14	59.692	68.17	1:03.496
15	33		Geoff TAYLOR		Mini Se7en	15:13.554	13	1 LAP	62.89	1:07.411
NOT CLASSIFIED										
60			Malcolm KEAT		Mini Se7en	7:43.042	7	D.N.F.	66.87	1:03.633
48			Lewis SELBY		Mini Se7en	6:17.553	6	D.N.F.	70.33	1:00.312
59			Kane ASTIN		Mini Se7en	5:19.234	5	D.N.F.	69.35	1:00.942
9			Paul CLARK		Mini Se7en	4:12.462	4	D.N.F.	70.20	1:00.517
FASTEST LAP										
6			James HALL		Mini Se7en	59.483	13	74.21mph		119.43kph

Car No 4 - Excluded from results - J.16.1.2. - Yellow Flag Infringment
Weather/Track : Cloudy/Dry

Brands Indy
Circuit Length = 1.2262 miles.
Start: 16:55 End: 17:09

Clerk of Course:	Stewards:	Timekeeper:

The 2003 Dunlop Mini Se7en Challenge Race

RACE 12 - LAP CHART

Lap 1			Lap 2			Lap 3			Lap 4			Lap 5		
No	Behind	Laptime	No	Behind	Laptime	No	Behind	Laptime	No	Behind	Laptime	No	Behind	Laptime
6		1:08.035	1		59.883	1		59.837	1		59.809	1		1:00.118
1	0.138	1:08.173	6	0.133	1:00.154	6	0.180	59.884	6	0.090	59.719	6	0.050	1:00.078
9	1.359	1:09.394	58	2.335	1:00.648	58	3.102	1:00.604	58	4.327	1:01.034	58	5.505	1:01.296
58	1.708	1:09.743	9	2.774	1:01.436	94	3.850	1:00.550	94	4.423	1:00.382	94	5.709	1:01.404
94	2.409	1:10.444	94	3.137	1:00.749	9	4.052	1:01.115	9	4.760	1:00.517	3	6.075	1:01.128
3	2.675	1:10.710	3	3.367	1:00.713	65	4.595	1:00.620	3	5.065	1:00.177	65	6.399	1:01.356
65	2.752	1:10.787	65	3.812	1:01.081	3	4.697	1:01.167	65	5.161	1:00.375	4	7.055	1:01.156
46	2.746	1:10.781	46	4.178	1:01.453	4	4.697	59.976	4	6.017	1:01.129	46	7.399	1:01.481
12	3.194	1:11.229	4	4.558	1:01.287	46	5.255	1:00.914	46	6.036	1:00.590	12	7.598	1:00.950
4	3.292	1:11.327	12	5.636	1:02.463	12	6.180	1:00.381	12	6.766	1:00.395	2	8.692	1:00.649
48	3.651	1:11.686	48	6.159	1:02.529	2	7.116	1:00.732	2	8.161	1:00.854	48	9.421	1:00.591
7	3.718	1:11.753	2	6.221	1:01.497	48	7.979	1:01.657	48	8.948	1:00.778	7	10.782	1:01.138
2	4.745	1:12.780	7	7.534	1:03.837	7	8.787	1:01.090	7	9.762	1:00.784	59	11.414	1:00.942
35	4.780	1:12.815	59	7.718	1:02.921	59	9.262	1:01.381	59	10.590	1:01.137	35	16.135	1:02.654
59	4.818	1:12.853	35	7.810	1:03.051	35	11.078	1:03.105	35	13.599	1:02.330	43	16.395	1:02.511
43	5.701	1:13.736	43	8.149	1:02.469	43	11.262	1:02.950	43	14.002	1:02.549	21	19.734	1:04.137
21	6.955	1:14.990	21	10.059	1:03.125	21	12.887	1:02.665	21	15.715	1:02.637	39	23.772	1:04.073
39	8.311	1:16.346	39	12.044	1:03.754	39	15.740	1:03.533	39	19.817	1:03.886	60	24.657	1:04.042
60	9.180	1:17.215	60	13.096	1:03.937	60	16.909	1:03.650	60	20.733	1:03.633	33	51.474	1:09.907
33	12.545	1:20.580	33	22.330	1:09.806	33	31.879	1:09.386	33	41.685	1:09.615			

Weather/Track : Cloudy/Dry

Brands Indy
Circuit Length = 1.2262 miles.
Start: 16:55 End: 17:09

The 2003 Dunlop Mini Se7en Challenge Race

RACE 12 - LAP CHART

(contd.)

Lap 6			Lap 7			Lap 8			Lap 9			Lap 10		
No	Behind	Laptime	No	Behind	Laptime	No	Behind	Laptime	No	Behind	Laptime	No	Behind	Laptime
1		1:00.025	1		1:00.030	1		1:00.249	1		59.993	1		59.903
6	0.158	1:00.133	6	0.109	59.981	6	0.258	1:00.398	6	0.209	59.944	6	0.259	59.953
58	6.277	1:00.797	33	1 LAP	1:11.135	3	6.839	1:00.132	3	7.441	1:00.595	3	8.117	1:00.579
94	6.430	1:00.746	3	6.956	1:00.352	58	7.297	1:00.189	58	7.764	1:00.460	58	9.136	1:01.275
3	6.634	1:00.584	58	7.357	1:01.110	94	8.204	1:00.779	94	8.377	1:00.166	94	9.239	1:00.765
65	7.312	1:00.938	94	7.674	1:01.274	65	9.408	1:01.397	65	9.965	1:00.550	65	10.600	1:00.538
4	8.210	1:01.180	65	8.260	1:00.978	46	9.885	1:01.580	46	10.201	1:00.309	46	11.077	1:00.779
46	8.262	1:00.888	46	8.554	1:00.322	4	10.833	1:01.304	4	11.845	1:01.005	4	12.651	1:00.709
12	8.478	1:00.905	4	9.778	1:01.598	12	11.563	1:00.581	2	12.744	1:01.151	12	13.818	1:00.966
2	9.366	1:00.699	2	10.344	1:01.008	2	11.586	1:01.491	12	12.755	1:01.185	2	13.919	1:01.078
48	9.708	1:00.312	12	11.231	1:02.783	7	13.735	1:00.891	7	14.993	1:01.251	7	16.022	1:00.932
7	11.940	1:01.183	7	13.093	1:01.183	33	1 LAP	1:11.592	33	1 LAP	1:07.655	43	28.424	1:02.036
43	19.021	1:02.651	43	21.512	1:02.521	43	23.552	1:02.289	43	26.291	1:02.732	35	29.921	1:01.895
35	19.747	1:03.637	35	22.031	1:02.314	35	24.139	1:02.357	35	27.929	1:03.783	33	1 LAP	1:09.749
21	23.202	1:03.493	21	27.184	1:04.012	21	31.347	1:04.412	21	35.125	1:03.771	21	38.571	1:03.349
39	28.065	1:04.318	39	32.237	1:04.202	39	35.847	1:03.859	39	39.539	1:03.685	39	43.207	1:03.571
60	28.999	1:04.367	60	35.167	1:06.198									

Weather/Track : Cloudy/Dry

www.mstworld.com

Page 2 of 3

Brands Indy
Circuit Length = 1.2262 miles.
Start: 16:55 End: 17:09

Issued - 17:12 Sunday, 07 September 2003

The 2003 Dunlop Mini Se7en Challenge Race

RACE 12 - LAP CHART

(contd.)

Lap 11			Lap 12			Lap 13			Lap 14			Lap 15		
No	Behind	Laptime	No	Behind	Laptime	No	Behind	Laptime	No	Behind	Laptime	No	Behind	Laptime
1		1:00.118	1		59.861	6		59.483	1		59.994			
6	0.256	1:00.115	6	0.334	59.939	7	582:	47.295	59.816	6	0.087	1:00.080		
3	8.420	1:00.421	3	9.280	1:00.721	3	9.917	1:00.454	3	10.495	1:00.571			
94	9.610	1:00.489	94	9.708	59.959	94	10.143	1:00.252	94	10.755	1:00.605			
58	9.932	1:00.914	58	10.318	1:00.247	58	10.863	1:00.362	58	11.451	1:00.581			
65	11.288	1:00.806	65	11.815	1:00.388	65	12.979	1:00.981	46	15.475	1:02.474			
46	11.460	1:00.501	46	12.206	1:00.607	46	12.994	1:00.605	65	15.723	1:02.737			
4	13.232	1:00.699	12	13.988	1:00.093	12	14.693	1:00.522	12	16.107	1:01.407			
12	13.756	1:00.056	4	14.086	1:00.715	4	15.097	1:00.828	4	16.204	1:01.100			
2	14.541	1:00.740	2	15.464	1:00.784	2	16.608	1:00.961	2	17.905	1:01.290			
7	16.529	1:00.625	7	17.818	1:01.150	7	19.128	1:01.127	7	20.210	1:01.075			
43	30.293	1:01.987	43	32.680	1:02.248	43	35.340	1:02.477	43	37.537	1:02.190			
35	32.166	1:02.363	35	34.212	1:01.907	35	37.319	1:02.924	35	41.319	1:03.993			
33	1 LAP	1:08.195	21	46.338	1:04.236	21	50.669	1:04.148	21	54.425	1:03.749			
21	41.963	1:03.510	33	1 LAP	1:09.976	39	55.927	1:05.366	39	59.692	1:03.758			
39	46.585	1:03.496	39	50.378	1:03.654	33	1 LAP	1:08.547	33	1 LAP	1:07.411			

Weather/Track : Cloudy/Dry

www.mstworld.com

Page 3 of 3

Brands Indy
Circuit Length = 1.2262 miles.
Start: 16:55 End: 17:09

Issued - 17:12 Sunday, 07 September 2003

Southern Formula Ford Championship (Kent)

QUALIFYING - RACE 7

POS	NO	CL	DRIVER	NAT	CAR	TIME	LAPS	GAP	MPH
1	32		Gavin WILLS		Van Diemen RF00	50.277	18		87.80
2	37		Matthew RIVETT		Ray A97T	50.768	17	0.491	86.95
3	4		Peter DALY		Reynard FF89	51.126	18	0.849	86.34
4	56		Stephen ROBERTS		Van Diemen RF92	51.502	17	1.225	85.71
5	22		Matt GREEN		Van Diemen RF88	51.742	17	1.465	85.31
6	53		Richard MISTERS		Van Diemen RF89	51.763	14	1.486	85.27
7	6		David JERMY		Van Diemen RF90	51.883	17	1.606	85.08
8	7		Kevin BOTTOMLEY		Ray FF98	51.944	15	1.667	84.98
9	51		Colin JOHNSON		Reynard 89	52.097	17	1.820	84.73
10	8		Chris GLAZIER		Swift SC92F	52.328	17	2.051	84.35
11	60		Richard BARBER		Swift SC93F	52.421	16	2.144	84.20
12	90		Steve MELLISH		Van Diemen RF89	52.861	17	2.584	83.50
13	98		Greg SMITH		Van Diemen RF87	53.009	16	2.732	83.27
14	50		Martin HALLIDAY		Van Diemen RF87	53.483	16	3.206	82.53
15	78		Mark EDWARDS		Swift	54.235	16	3.958	81.39

Weather/Track : Bright/Dry

These times are provisional until the conclusion of any judicial and technical matters.

Brands Indy

Circuit Length = 1.2262 miles.

Start: 11:40 End: 11:55

Clerk of Course:

Stewards:

Timekeeper:

Southern Formula Ford Championship (Kent)

QUALIFYING - LAP ANALYSIS

4	Peter DALY						Reynard FF89
1 -	1:04.541	6 -	51.534	11 -	51.660	16 -	51.329
2 -	53.853	7 -	51.928	12 -	52.890	17 -	51.126
3 -	53.026	8 -	51.741	13 -	51.314	18 -	51.466
4 -	52.501	9 -	51.952	14 -	51.388		
5 -	52.368	10 -	51.806	15 -	51.508		
6	David JERMY						Van Diemen RF90
1 -	1:10.364	6 -	52.478	11 -	53.094	16 -	51.960
2 -	55.115	7 -	52.278	12 -	52.133	17 -	53.085
3 -	53.851	8 -	51.964	13 -	52.132		
4 -	52.603	9 -	51.883	14 -	51.979		
5 -	53.164	10 -	52.227	15 -	53.847		
7	Kevin BOTTOMLEY						Ray FF98
1 -	2:50.286	6 -	52.283	11 -	52.296		
2 -	53.000	7 -	52.017	12 -	52.125		
3 -	52.889	8 -	52.153	13 -	52.144		
4 -	52.962	9 -	51.944	14 -	52.146		
5 -	52.335	10 -	52.297	15 -	52.066		
8	Chris GLAZIER						Swift SC92F
1 -	1:09.672	6 -	53.291	11 -	52.773	16 -	53.778
2 -	54.447	7 -	52.328	12 -	52.632	17 -	52.537
3 -	53.916	8 -	52.755	13 -	53.412		
4 -	53.438	9 -	52.811	14 -	52.842		
5 -	53.584	10 -	52.858	15 -	52.529		
22	Matt GREEN						Van Diemen RF88
1 -	1:06.783	6 -	52.831	11 -	52.660	16 -	52.281
2 -	55.722	7 -	53.263	12 -	52.265	17 -	51.742
3 -	55.828	8 -	52.756	13 -	52.343		
4 -	56.098	9 -	1:02.692	14 -	59.166		
5 -	53.544	10 -	52.540	15 -	52.403		
32	Gavin WILLS						Van Diemen RF00
1 -	1:02.921	6 -	50.733	11 -	50.760	16 -	50.342
2 -	51.892	7 -	50.590	12 -	50.299	17 -	50.277
3 -	51.607	8 -	51.469	13 -	50.328	18 -	50.485
4 -	51.492	9 -	51.187	14 -	50.281		
5 -	51.008	10 -	50.546	15 -	50.411		

Weather/Track : Bright/Dry

www.mstworld.com

Page 1 of 3

Brands Indy
Circuit Length = 1.2262 miles.
Start: 11:40 End: 11:55

Issued - 11:59 Sunday, 07 September 2003

Southern Formula Ford Championship (Kent) QUALIFYING - LAP ANALYSIS

(contd.)

37	Matthew RIVETT						Ray A97T
1 -	1:25.823	6 -	51.570	11 -	51.225	16 -	51.341
2 -	54.041	7 -	51.638	12 -	51.066	17 -	51.526
3 -	52.147	8 -	51.262	13 -	51.914		
4 -	52.173	9 -	51.425	14 -	50.768		
5 -	52.054	10 -	50.956	15 -	52.580		
50	Martin HALLIDAY						Van Diemen RF87
1 -	1:15.404	6 -	1:07.289	11 -	54.186	16 -	55.923
2 -	57.968	7 -	57.620	12 -	54.614		
3 -	54.933	8 -	54.519	13 -	53.483		
4 -	54.598	9 -	54.271	14 -	1:09.163		
5 -	56.411	10 -	53.585	15 -	54.141		
51	Colin JOHNSON						Reynard 89
1 -	1:38.728	6 -	53.280	11 -	52.471	16 -	52.097
2 -	55.234	7 -	54.567	12 -	52.216	17 -	52.207
3 -	53.872	8 -	53.135	13 -	52.269		
4 -	53.439	9 -	53.433	14 -	52.198		
5 -	53.163	10 -	52.781	15 -	52.460		
53	Richard MISTERS						Van Diemen RF89
1 -	1:24.139	6 -	51.830	11 -	51.995		
2 -	53.497	7 -	51.846	12 -	52.134		
3 -	53.531	8 -	51.763	13 -	51.967		
4 -	52.648	9 -	51.889	14 -	52.413		
5 -	53.251	10 -	52.608				
56	Stephen ROBERTS						Van Diemen RF92
1 -	1:05.788	6 -	51.934	11 -	1:12.345	16 -	51.796
2 -	53.519	7 -	51.696	12 -	51.849	17 -	51.636
3 -	52.812	8 -	51.757	13 -	51.568		
4 -	52.170	9 -	51.897	14 -	51.502		
5 -	58.529	10 -	1:04.402	15 -	51.687		
60	Richard BARBER						Swift SC93F
1 -	1:47.444	6 -	53.113	11 -	52.421	16 -	52.965
2 -	56.031	7 -	53.038	12 -	53.614		
3 -	54.927	8 -	54.219	13 -	53.112		
4 -	53.611	9 -	53.782	14 -	55.581		
5 -	52.884	10 -	52.731	15 -	52.808		

Weather/Track : Bright/Dry

www.mstworld.com

Page 2 of 3

Brands Indy
Circuit Length = 1.2262 miles.
Start: 11:40 End: 11:55

Issued - 11:59 Sunday, 07 September 2003

Southern Formula Ford Championship (Kent) QUALIFYING - LAP ANALYSIS

(contd.)

78	Mark EDWARDS					Swift
1 -	1:15.731	6 -	56.499	11 -	57.119	16 - 54.805
2 -	58.248	7 -	56.053	12 -	56.202	
3 -	56.720	8 -	56.637	13 -	54.235	
4 -	56.633	9 -	56.612	14 -	58.527	
5 -	57.580	10 -	54.798	15 -	56.039	
90	Steve MELLISH					Van Diemen RF89
1 -	1:13.804	6 -	54.529	11 -	53.560	16 - 53.105
2 -	58.626	7 -	54.733	12 -	53.042	17 - 52.861
3 -	59.430	8 -	54.053	13 -	53.160	
4 -	55.938	9 -	53.986	14 -	53.330	
5 -	55.949	10 -	53.677	15 -	53.087	
98	Greg SMITH					Van Diemen RF87
1 -	1:51.267	6 -	53.167	11 -	53.263	16 - 53.154
2 -	57.212	7 -	53.009	12 -	56.131	
3 -	54.130	8 -	53.154	13 -	53.531	
4 -	54.531	9 -	54.895	14 -	54.880	
5 -	53.550	10 -	54.631	15 -	53.482	

Weather/Track : Bright/Dry

www.mstworld.com

Page 3 of 3

Brands Indy
Circuit Length = 1.2262 miles.
Start: 11:40 End: 11:55

Issued - 11:59 Sunday, 07 September 2003

Southern Formula Ford Championship (Kent)

GRID - RACE 7

ROW 8	54.235 78 EDWARDS	53.483 50 HALLIDAY
ROW 7	53.009 98 SMITH	52.861 90 MELLISH
ROW 6	52.421 60 BARBER	52.328 8 GLAZIER
ROW 5	52.097 51 JOHNSON	51.944 7 BOTTOMLEY
ROW 4	51.883 6 JERMY	51.763 53 MISTERS
ROW 3	51.742 22 GREEN	51.502 56 ROBERTS
ROW 2	51.126 4 DALY	50.768 37 RIVETT
ROW 1	50.277 32 WILLS	
POLE		

Weather/Track : Bright/Dry

These times are provisional until the conclusion of any judicial and technical matters.

Brands Indy

Circuit Length = 1.2262 miles.

Start: 11:40 End: 11:55

Clerk of Course:	Stewards:	Timekeeper:
------------------	-----------	-------------

Southern Formula Ford Championship (Kent)

RACE CLASSIFICATION - RACE 7

POS	NO	CL	DRIVER	NAT	CAR	TIME	LAPS	GAP	MPH	BEST
1	32		Gavin WILLS		Van Diemen RF00	12:34.726	14		81.97	50.485
2	37		Matthew RIVETT		Ray A97T	12:41.210	14	6.484	81.27	50.901
3	4		Peter DALY		Reynard FF89	12:43.193	14	8.467	81.06	51.163
4	53		Richard MISTERS		Van Diemen RF89	12:51.247	14	16.521	80.21	51.923
5	7		Kevin BOTTOMLEY		Ray FF98	12:54.995	14	20.269	79.83	51.949
6	6		David JERMY		Van Diemen RF90	13:06.442	14	31.716	78.66	52.298
7	60		Richard BARBER		Swift SC93F	13:07.696	14	32.970	78.54	52.332
8	8		Chris GLAZIER		Swift SC92F	13:08.023	14	33.297	78.51	52.750
9	98		Greg SMITH		Van Diemen RF87	13:08.156	14	33.430	78.49	52.747
10	51		Colin JOHNSON		Reynard 89	13:08.449	14	33.723	78.46	52.680
11	90		Steve MELLISH		Van Diemen RF89	13:10.056	14	35.330	78.30	52.762
12	50		Martin HALLIDAY		Van Diemen RF87	13:25.742	14	51.016	76.78	54.417
13	78		Mark EDWARDS		Swift	12:48.847	13	1 LAP	74.72	55.673
NOT CLASSIFIED										
	22		Matt GREEN		Van Diemen RF88	8:40.075	9	D.N.F.	76.52	53.277
	56		Stephen ROBERTS		Van Diemen RF92		0	D.N.F.	N/A	
FASTEST LAP										
	32		Gavin WILLS		Van Diemen RF00	50.485	14	87.43mph		140.71kph

Weather/Track : Cloudy/Dry

These times are provisional until the conclusion of any judicial and technical matters.

Brands Indy
Circuit Length = 1.2262 miles.
Start: 14:36 End: 14:48

Clerk of Course:	Stewards:	Timekeeper:
------------------	-----------	-------------

Southern Formula Ford Championship (Kent)

RACE 7 - LAP CHART

Lap 1			Lap 2			Lap 3			Lap 4			Lap 5		
No	Behind	Laptime	No	Behind	Laptime	No	Behind	Laptime	No	Behind	Laptime	No	Behind	Laptime
37		58.347	32		51.918	32		1:24.335	32		52.013	32		51.059
32	0.101	58.448	37	0.542	52.561	37	0.416	1:24.209	37	1.174	52.771	37	1.859	51.744
4	0.488	58.835	4	0.921	52.452	4	0.647	1:24.061	4	1.282	52.648	4	1.999	51.776
53	2.382	1:00.729	53	3.626	53.263	53	1.152	1:21.861	53	2.509	53.370	53	3.594	52.144
7	3.987	1:02.334	7	5.022	53.054	7	1.769	1:21.082	7	3.920	54.164	7	5.124	52.263
8	5.646	1:03.993	8	6.788	53.161	8	2.405	1:19.952	22	5.431	54.990	22	7.813	53.441
22	6.751	1:05.098	22	8.809	54.077	22	2.454	1:17.980	8	5.631	55.239	8	8.067	53.495
90	7.627	1:05.974	60	10.435	54.576	60	2.869	1:16.769	60	6.289	55.433	60	8.222	52.992
60	7.878	1:06.225	90	11.146	55.538	98	2.893	1:15.723	98	6.893	56.013	98	9.370	53.536
98	8.207	1:06.554	98	11.505	55.317	90	3.089	1:16.278	90	6.975	55.899	51	9.715	53.472
50	9.536	1:07.883	50	12.919	55.402	50	4.791	1:16.207	51	7.302	54.424	90	9.990	54.074
51	10.063	1:08.410	51	13.051	55.007	51	4.891	1:16.175	6	8.399	53.973	6	10.246	52.906
78	12.711	1:11.058	78	18.836	58.144	78	5.917	1:11.416	50	8.589	55.811	50	12.600	55.070
6	30.672	1:29.019	6	32.280	53.627	6	6.439	58.494	78	12.437	58.533	78	18.297	56.919

Weather/Track : Cloudy/Dry

www.mstworld.com

Page 1 of 3

Brands Indy
Circuit Length = 1.2262 miles.
Start: 14:36 End: 14:48

Issued - 14:51 Sunday, 07 September 2003

Southern Formula Ford Championship (Kent)

RACE 7 - LAP CHART

(contd.)

Lap 6			Lap 7			Lap 8			Lap 9			Lap 10		
No	Behind	Laptime	No	Behind	Laptime	No	Behind	Laptime	No	Behind	Laptime	No	Behind	Laptime
32		51.084	32		51.072	32		50.821	32		50.780	32		50.664
37	2.299	51.524	37	2.459	51.232	37	3.046	51.408	37	3.551	51.285	37	4.147	51.260
4	2.560	51.645	4	2.875	51.387	4	3.217	51.163	4	4.148	51.711	4	5.061	51.577
53	4.932	52.422	53	6.173	52.313	53	7.499	52.147	53	8.642	51.923	53	10.002	52.024
7	5.989	51.949	7	6.889	51.972	7	8.164	52.096	7	9.542	52.158	7	10.833	51.955
22	10.006	53.277	22	12.473	53.539	22	15.318	53.666	22	18.545	54.007	8	22.511	54.244
8	11.023	54.040	8	12.815	52.864	8	15.664	53.670	8	18.931	54.047	6	22.875	54.486
60	11.215	54.077	60	13.047	52.904	60	16.070	53.844	6	19.053	52.979	60	23.312	54.737
98	11.745	53.459	6	13.577	52.430	6	16.854	54.098	60	19.239	53.949	98	23.912	54.718
51	12.004	53.373	98	14.130	53.457	98	16.974	53.665	98	19.858	53.664	51	24.110	54.508
6	12.219	53.057	51	14.277	53.345	51	17.191	53.735	51	20.266	53.855	90	24.398	54.518
90	12.603	53.697	90	14.567	53.036	90	18.115	54.369	90	20.544	53.209	50	32.678	54.904
50	16.483	54.967	50	20.258	54.847	50	23.965	54.528	50	28.438	55.253	78	45.981	56.995
78	24.374	57.161	78	29.519	56.217	78	34.575	55.877	78	39.650	55.855			

Weather/Track : Cloudy/Dry

Brands Indy
Circuit Length = 1.2262 miles.
Start: 14:36 End: 14:48

Southern Formula Ford Championship (Kent)
RACE 7 - LAP CHART

(contd.)

Lap 11			Lap 12			Lap 13			Lap 14			Lap 15		
No	Behind	Laptime	No	Behind	Laptime	No	Behind	Laptime	No	Behind	Laptime	No	Behind	Laptime
32		50.512	32		50.905	32		50.630	32		50.485			
37	4.946	51.311	78	1 LAP	56.548	37	6.068	51.466	37	6.484	50.901			
4	5.990	51.441	37	5.232	51.191	78	1 LAP	55.673	4	8.467	51.710			
53	11.625	52.135	4	6.527	51.442	4	7.242	51.345	78	1 LAP	58.451			
7	13.488	53.167	53	12.834	52.114	53	14.634	52.430	53	16.521	52.372			
6	25.337	52.974	7	15.370	52.787	7	17.627	52.887	7	20.269	53.127			
8	25.680	53.681	6	27.517	53.085	6	29.185	52.298	6	31.716	53.016			
60	25.770	52.970	8	28.256	53.481	8	30.376	52.750	60	32.970	53.030			
98	26.314	52.914	60	28.723	53.858	60	30.425	52.332	8	33.297	53.406			
51	26.342	52.744	98	29.015	53.606	98	31.168	52.783	98	33.430	52.747			
90	26.979	53.093	51	29.209	53.772	51	31.528	52.949	51	33.723	52.680			
50	39.036	56.870	90	30.180	54.106	90	32.312	52.762	90	35.330	53.503			
			50	43.158	55.027	50	47.084	54.556	50	51.016	54.417			

Weather/Track : Cloudy/Dry

Brands Indy
 Circuit Length = 1.2262 miles.
 Start: 14:36 End: 14:48

Zip Formula Championship

FREE PRACTICE - RACE 8

POS	NO	CL	DRIVER	NAT	CAR	TIME	LAPS	GAP	MPH
1	1		Edward REDFERN		Zip Formula	51.294	10		86.05
2	8		Neil DORAN		Zip Formula	51.518	13	0.224	85.68
3	9		Richard KEEN		Zip Formula	51.746	17	0.452	85.30
4	7		Chris DENT		Zip Formula	51.856	16	0.562	85.12
5	6		Patrick HOGAN		Zip Formula	51.991	6	0.697	84.90
6	2		Oliver TURVEY		Zip Formula	52.038	15	0.744	84.82
7	4		Steve SKINNER		Zip Formula	52.179	6	0.885	84.60
8	20		Duncan TAPPY		Zip Formula	52.219	17	0.925	84.53
9	14		Sascha HAMM		Zip Formula	52.272	14	0.978	84.44
10	37		David ROBINSON		Zip Formula	52.325	16	1.031	84.36
11	19		Matthew HARRIS		Zip Formula	52.394	10	1.100	84.25
12	3		Gonzalo TUNJO		Zip Formula	52.881	13	1.587	83.47
13	5		Tim BRIDGEMAN		Zip Formula	56.602	5	5.308	77.98

Weather/Track : Bright/Dry

These times are provisional until the conclusion of any judicial and technical matters.

Brands Indy

Circuit Length = 1.2262 miles.

Start: 11:22 End: 11:37

Clerk of Course:

Stewards:

Timekeeper:

Zip Formula Championship FREE PRACTICE - LAP ANALYSIS

1	Edward REDFERN	Zip Formula	
1 -	1:07.934	6 - 1:58.300P	
2 -	54.457	7 - 1:02.371	
3 -	52.020	8 - 51.586	
4 -	51.748	9 - 51.294	
5 -	51.770	10 - 54.030	
2	Oliver TURVEY	Zip Formula	
1 -	1:17.307	6 - 52.038	11 - 52.094
2 -	55.489	7 - 52.347	12 - 52.078
3 -	52.490	8 - 2:35.981P	13 - 52.134
4 -	52.091	9 - 1:10.228	14 - 52.064
5 -	52.152	10 - 52.685	15 - 52.123
3	Gonzalo TUNJO	Zip Formula	
1 -	1:08.282	6 - 54.666	11 - 53.176
2 -	54.296	7 - 4:14.753P	12 - 53.109
3 -	52.941	8 - 1:02.651	13 - 52.881
4 -	53.145	9 - 53.206	
5 -	53.239	10 - 52.920	
4	Steve SKINNER	Zip Formula	
1 -	1:12.141	6 - 52.859	
2 -	53.388		
3 -	52.776		
4 -	52.422		
5 -	52.179		
5	Tim BRIDGEMAN	Zip Formula	
1 -	1:42.941		
2 -	57.033		
3 -	56.602		
4 -	57.837		
5 -	59.212		
6	Patrick HOGAN	Zip Formula	
1 -	3:41.540	6 - 51.991	
2 -	57.607		
3 -	2:45.562P		
4 -	1:00.642		
5 -	52.381		

Zip Formula Championship

FREE PRACTICE - LAP ANALYSIS

(contd.)

7	Chris DENT	Zip Formula					
1 -	1:10.001	6 -	52.136	11 -	1:59.454P	16 -	52.007
2 -	54.769	7 -	52.611	12 -	54.390		
3 -	53.764	8 -	54.459	13 -	51.856		
4 -	55.114	9 -	51.995	14 -	56.414		
5 -	54.687	10 -	54.386	15 -	52.227		
8	Neil DORAN	Zip Formula					
1 -	1:13.767	6 -	54.176	11 -	52.007		
2 -	53.793	7 -	2:28.728P	12 -	51.556		
3 -	53.053	8 -	1:12.637	13 -	51.581		
4 -	52.212	9 -	56.976				
5 -	51.518	10 -	52.034				
9	Richard KEEN	Zip Formula					
1 -	1:17.623	6 -	52.007	11 -	52.173	16 -	52.660
2 -	53.954	7 -	52.450	12 -	52.068	17 -	52.186
3 -	52.902	8 -	52.668	13 -	52.131		
4 -	52.386	9 -	52.897	14 -	51.746		
5 -	52.923	10 -	52.516	15 -	52.201		
14	Sascha HAMM	Zip Formula					
1 -	4:10.262	6 -	52.668	11 -	52.839		
2 -	54.171	7 -	52.755	12 -	53.085		
3 -	53.001	8 -	52.344	13 -	52.272		
4 -	54.066	9 -	52.344	14 -	52.294		
5 -	53.034	10 -	52.312				
19	Matthew HARRIS	Zip Formula					
1 -	1:21.394	6 -	53.220				
2 -	53.623	7 -	53.055				
3 -	52.873	8 -	4:38.672P				
4 -	52.483	9 -	58.894				
5 -	52.394	10 -	52.877				
20	Duncan TAPPY	Zip Formula					
1 -	1:20.939	6 -	53.553	11 -	52.219	16 -	52.438
2 -	53.831	7 -	52.604	12 -	52.243	17 -	52.522
3 -	52.671	8 -	52.276	13 -	52.269		
4 -	52.590	9 -	52.397	14 -	52.443		
5 -	52.481	10 -	53.190	15 -	52.331		

Weather/Track : Bright/Dry

Brands Indy
Circuit Length = 1.2262 miles.
Start: 11:22 End: 11:37

Zip Formula Championship FREE PRACTICE - LAP ANALYSIS

(contd.)

37	David ROBINSON	Zip Formula					
1 -	1:09.781	6 -	53.293	11 -	52.618	16 -	52.325
2 -	54.364	7 -	1:39.805P	12 -	52.680		
3 -	52.833	8 -	59.410	13 -	52.492		
4 -	52.591	9 -	53.045	14 -	52.833		
5 -	52.545	10 -	52.799	15 -	56.101		

Weather/Track : Bright/Dry

www.mstworld.com

Page 3 of 3

Brands Indy
Circuit Length = 1.2262 miles.
Start: 11:22 End: 11:37
Issued - 11:42 Sunday, 07 September 2003

Zip Formula Championship QUALIFYING - RACE 8

POS	NO	CL	DRIVER	NAT	CAR	TIME	LAPS	GAP	MPH
1	5		Tim BRIDGEMAN		Zip Formula	51.336	15		85.98
2	1		Edward REDFERN		Zip Formula	51.506	16	0.170	85.70
3	9		Richard KEEN		Zip Formula	51.652	16	0.316	85.46
4	8		Neil DORAN		Zip Formula	51.673	16	0.337	85.42
5	6		Patrick HOGAN		Zip Formula	51.716	11	0.380	85.35
6	7		Chris DENT		Zip Formula	51.791	16	0.455	85.23
7	14		Sascha HAMM		Zip Formula	51.840	17	0.504	85.15
8	2		Oliver TURVEY		Zip Formula	51.869	16	0.533	85.10
9	4		Steve SKINNER		Zip Formula	52.059	13	0.723	84.79
10	37		David ROBINSON		Zip Formula	52.341	15	1.005	84.33
11	20		Duncan TAPPY		Zip Formula	52.360	9	1.024	84.30
12	3		Gonzalo TUNJO		Zip Formula	52.648	13	1.312	83.84
13	19		Matthew HARRIS		Zip Formula	52.686	17	1.350	83.78

Weather/Track : Bright/Dry

These times are provisional until the conclusion of any judicial and technical matters.

Brands Indy

Circuit Length = 1.2262 miles.

Start: 12:26 End: 12:41

Clerk of Course:	Stewards:	Timekeeper:
------------------	-----------	-------------

Zip Formula Championship QUALIFYING - LAP ANALYSIS

1	Edward REDFERN	Zip Formula					
1 -	1:23.294	6 -	51.555	11 -	51.571	16 -	51.749
2 -	52.100	7 -	2:00.609P	12 -	51.628		
3 -	51.692	8 -	56.692	13 -	54.067		
4 -	51.663	9 -	51.506	14 -	51.719		
5 -	51.708	10 -	51.737	15 -	1:06.432		
2	Oliver TURVEY	Zip Formula					
1 -	1:14.023	6 -	53.378	11 -	52.175	16 -	51.964
2 -	52.596	7 -	52.137	12 -	51.989		
3 -	52.276	8 -	52.190	13 -	51.869		
4 -	52.216	9 -	1:59.738P	14 -	51.976		
5 -	52.160	10 -	58.205	15 -	52.070		
3	Gonzalo TUNJO	Zip Formula					
1 -	1:24.833	6 -	52.781	11 -	52.693		
2 -	53.767	7 -	3:44.685P	12 -	53.848		
3 -	54.165	8 -	1:01.193	13 -	53.778		
4 -	52.886	9 -	52.844				
5 -	53.654	10 -	52.648				
4	Steve SKINNER	Zip Formula					
1 -	1:11.501	6 -	1:46.547P	11 -	52.322		
2 -	53.165	7 -	1:02.215	12 -	52.714		
3 -	52.272	8 -	52.427	13 -	52.450		
4 -	52.059	9 -	52.958				
5 -	52.198	10 -	52.343				
5	Tim BRIDGEMAN	Zip Formula					
1 -	1:06.608	6 -	51.658	11 -	2:06.165P		
2 -	53.280	7 -	51.871	12 -	55.469		
3 -	52.757	8 -	51.767	13 -	51.569		
4 -	51.735	9 -	55.467	14 -	51.336		
5 -	52.427	10 -	51.865	15 -	53.002		
6	Patrick HOGAN	Zip Formula					
1 -	5:24.409	6 -	57.221	11 -	51.716		
2 -	52.415	7 -	51.806				
3 -	52.166	8 -	52.133				
4 -	51.872	9 -	51.993				
5 -	2:15.108P	10 -	51.775				

Weather/Track : Bright/Dry

www.mstworld.com

Page 1 of 3

Brands Indy
Circuit Length = 1.2262 miles.
Start: 12:26 End: 12:41
Issued - 12:46 Sunday, 07 September 2003

Zip Formula Championship QUALIFYING - LAP ANALYSIS

(contd.)

7	Chris DENT	Zip Formula					
1 -	1:06.908	6 -	51.862	11 -	51.982	16 -	52.181
2 -	52.563	7 -	51.995	12 -	54.323		
3 -	55.701	8 -	52.229	13 -	51.791		
4 -	52.070	9 -	1:57.858P	14 -	54.863		
5 -	51.953	10 -	1:09.739	15 -	54.650		
8	Neil DORAN	Zip Formula					
1 -	1:20.101	6 -	53.911	11 -	51.850	16 -	51.680
2 -	53.053	7 -	51.927	12 -	51.673		
3 -	52.065	8 -	51.747	13 -	51.723		
4 -	51.888	9 -	2:01.090P	14 -	55.938		
5 -	56.690	10 -	55.830	15 -	53.538		
9	Richard KEEN	Zip Formula					
1 -	1:23.521	6 -	51.690	11 -	51.843	16 -	52.376
2 -	52.233	7 -	2:01.091P	12 -	53.240		
3 -	51.709	8 -	56.056	13 -	52.541		
4 -	51.752	9 -	51.831	14 -	52.019		
5 -	51.652	10 -	51.750	15 -	52.230		
14	Sascha HAMM	Zip Formula					
1 -	1:13.217	6 -	52.205	11 -	52.050	16 -	52.030
2 -	53.690	7 -	52.051	12 -	56.454	17 -	51.907
3 -	52.810	8 -	52.073	13 -	51.917		
4 -	52.257	9 -	56.187	14 -	51.840		
5 -	51.886	10 -	1:00.155	15 -	52.072		
19	Matthew HARRIS	Zip Formula					
1 -	1:25.663	6 -	53.865	11 -	52.992	16 -	53.404
2 -	53.091	7 -	52.686	12 -	54.157	17 -	53.781
3 -	53.319	8 -	53.287	13 -	53.299		
4 -	53.103	9 -	53.350	14 -	54.406		
5 -	55.297	10 -	53.194	15 -	53.383		
20	Duncan TAPPY	Zip Formula					
1 -	1:25.658	6 -	52.531				
2 -	53.623	7 -	52.696				
3 -	53.237	8 -	52.488				
4 -	52.673	9 -	52.360				
5 -	52.858						

Weather/Track : Bright/Dry

www.mstworld.com

Page 2 of 3

Brands Indy
Circuit Length = 1.2262 miles.
Start: 12:26 End: 12:41

Issued - 12:46 Sunday, 07 September 2003

Zip Formula Championship QUALIFYING - LAP ANALYSIS

(contd.)

37	David ROBINSON	Zip Formula			
1 -	1:08.089	6 -	52.531	11 -	52.661
2 -	52.902	7 -	52.818	12 -	52.922
3 -	52.569	8 -	52.434	13 -	52.726
4 -	52.341	9 -	2:23.330P	14 -	1:04.275
5 -	52.561	10 -	57.850	15 -	52.991

Weather/Track : Bright/Dry


www.mstworld.com

Page 3 of 3

Brands Indy
Circuit Length = 1.2262 miles.
Start: 12:26 End: 12:41
Issued - 12:46 Sunday, 07 September 2003

Zip Formula Championship

GRID - RACE 8

ROW 7	52.686 19 HARRIS	52.648 3 TUNJO
ROW 6	52.360 20 TAPPY	52.341 37 ROBINSON
ROW 5	52.059 4 SKINNER	51.869 2 TURVEY
ROW 4	51.840 14 HAMM	51.791 7 DENT
ROW 3	51.716 6 HOGAN	51.673 8 DORAN
ROW 2	51.652 9 KEEN	51.506 1 REDFERN
ROW 1	51.336 5 BRIDGEMAN	
POLE		
		

Weather/Track : Bright/Dry

These times are provisional until the conclusion of any judicial and technical matters.

Brands Indy

Circuit Length = 1.2262 miles.

Start: 12:26 End: 12:41

Clerk of Course:

Stewards:

Timekeeper:

Zip Formula Championship RACE CLASSIFICATION - RACE 8

POS	NO	CL	DRIVER	NAT	CAR	TIME	LAPS	GAP	MPH	BEST
1	6		Patrick HOGAN		Zip Formula	12:18.014	14		83.83	51.827
2	7		Chris DENT		Zip Formula	12:21.497	14	3.483	83.43	52.015
3	8		Neil DORAN		Zip Formula	12:21.728	14	3.714	83.41	52.056
4	2		Oliver TURVEY		Zip Formula	12:22.620	14	4.606	83.31	52.039
5	9		Richard KEEN		Zip Formula	12:22.863	14	4.849	83.28	52.008
6	14		Sascha HAMM		Zip Formula	12:23.791	14	5.777	83.17	51.980
7	4		Steve SKINNER		Zip Formula	12:24.008	14	5.994	83.15	51.882
8	20		Duncan TAPPY		Zip Formula	12:28.191	14	10.177	82.69	52.263
9	37		David ROBINSON		Zip Formula	12:28.800	14	10.786	82.62	52.315
10	19		Matthew HARRIS		Zip Formula	12:30.388	14	12.374	82.44	52.493
11	3		Gonzalo TUNJO		Zip Formula	12:43.422	14	25.408	81.04	53.060
NOT CLASSIFIED										
5			Tim BRIDGEMAN		Zip Formula	58.941	1	D.N.F.	76.04	58.941
1			Edward REDFERN		Zip Formula	59.148	1	D.N.F.	75.77	59.148
FASTEST LAP										
6			Patrick HOGAN		Zip Formula	51.827	6	85.17mph		137.07kph

Weather/Track : Bright/Dry

These times are provisional until the conclusion of any judicial and technical matters.

Brands Indy

Circuit Length = 1.2262 miles.

Start: 14:57 End: 15:09

Clerk of Course:

Stewards:

Timekeeper:

Zip Formula Championship

RACE 8 - LAP CHART

Lap 1			Lap 2			Lap 3			Lap 4			Lap 5		
No	Behind	Laptime	No	Behind	Laptime	No	Behind	Laptime	No	Behind	Laptime	No	Behind	Laptime
5		58.941	6		52.871	6		52.228	6		51.867	6		51.911
1	0.207	59.148	8	0.477	53.389	8	0.777	52.528	8	0.966	52.056	7	1.764	52.603
8	1.129	1:00.070	7	0.579	52.868	7	0.924	52.573	7	1.072	52.015	8	1.984	52.929
6	1.170	1:00.111	9	0.666	52.697	9	1.252	52.814	9	1.421	52.036	9	2.075	52.565
7	1.752	1:00.693	2	0.808	52.584	2	1.889	53.309	2	2.080	52.058	2	2.344	52.175
9	2.010	1:00.951	14	1.126	52.603	14	2.008	53.110	14	2.394	52.253	14	2.463	51.980
2	2.265	1:01.206	4	2.442	53.220	4	3.037	52.823	4	3.903	52.733	4	4.346	52.354
14	2.564	1:01.505	3	3.610	54.014	37	3.923	52.363	37	4.789	52.733	37	5.539	52.661
4	3.263	1:02.204	37	3.788	53.479	20	4.364	52.805	20	4.931	52.434	20	5.672	52.652
3	3.637	1:02.578	20	3.787	53.499	19	5.440	53.422	19	6.066	52.493	19	6.708	52.553
20	4.329	1:03.270	19	4.246	53.507	3	5.895	54.513	3	8.004	53.976	3	9.996	53.903
37	4.350	1:03.291												
19	4.780	1:03.721												

Weather/Track : Bright/Dry

www.mstworld.com

Brands Indy
Circuit Length = 1.2262 miles.
Start: 14:57 End: 15:09

Zip Formula Championship

RACE 8 - LAP CHART

(contd.)

Lap 6			Lap 7			Lap 8			Lap 9			Lap 10		
No	Behind	Laptime	No	Behind	Laptime	No	Behind	Laptime	No	Behind	Laptime	No	Behind	Laptime
6		51.827	6		51.852	6		52.050	6		52.241	6		52.264
7	2.376	52.439	7	2.797	52.273	7	3.132	52.385	7	3.217	52.326	7	3.343	52.390
8	2.709	52.552	8	3.120	52.263	8	3.343	52.273	8	3.422	52.320	8	3.589	52.431
9	2.906	52.658	9	3.319	52.265	9	3.565	52.296	9	3.633	52.309	9	3.944	52.575
2	3.137	52.620	2	3.613	52.328	2	4.090	52.527	2	3.909	52.060	2	4.131	52.486
14	3.273	52.637	14	3.836	52.415	14	4.309	52.523	14	4.155	52.087	14	4.133	52.242
4	5.007	52.488	4	5.317	52.162	4	5.149	51.882	4	4.973	52.065	4	4.790	52.081
37	6.027	52.315	37	6.519	52.344	37	7.103	52.634	37	7.699	52.837	37	8.137	52.702
20	6.108	52.263	20	6.720	52.464	20	7.168	52.498	20	7.777	52.850	20	8.186	52.673
19	7.694	52.813	19	8.539	52.697	19	9.247	52.758	19	9.915	52.909	19	10.399	52.748
3	11.763	53.594	3	13.693	53.782	3	14.703	53.060	3	16.385	53.923	3	18.304	54.183

Weather/Track : Bright/Dry

Brands Indy
Circuit Length = 1.2262 miles.
Start: 14:57 End: 15:09

Zip Formula Championship

RACE 8 - LAP CHART

(contd.)

Lap 11			Lap 12			Lap 13			Lap 14			Lap 15		
No	Behind	Laptime	No	Behind	Laptime	No	Behind	Laptime	No	Behind	Laptime	No	Behind	Laptime
6		52.223	6		52.080	6		52.255	6		52.234			
7	3.432	52.312	7	3.473	52.121	7	3.315	52.097	7	3.483	52.402			
8	3.599	52.233	8	3.830	52.311	8	3.653	52.078	8	3.714	52.295			
2	3.947	52.039	2	4.131	52.264	2	4.415	52.539	2	4.606	52.425			
9	4.300	52.579	9	4.228	52.008	9	4.615	52.642	9	4.849	52.468			
14	4.601	52.691	14	4.620	52.099	14	4.763	52.398	14	5.777	53.248			
4	4.700	52.133	4	5.203	52.583	4	4.982	52.034	4	5.994	53.246			
20	9.036	53.073	20	9.667	52.711	20	9.852	52.440	20	10.177	52.559			
37	9.440	53.526	37	10.326	52.966	37	10.515	52.444	37	10.786	52.505			
19	10.917	52.741	19	11.585	52.748	19	12.025	52.695	19	12.374	52.583			
3	20.380	54.299	3	21.943	53.643	3	23.635	53.947	3	25.408	54.007			

Weather/Track : Bright/Dry

www.mstworld.com


Page 3 of 3

Brands Indy
Circuit Length = 1.2262 miles.
Start: 14:57 End: 15:09

Issued - 15:11 Sunday, 07 September 2003

Zip Formula Championship

GRID - RACE 13

ROW 7	59.148 1 REDFERN	58.941 5 BRIDGEMAN
ROW 6	53.060 3 TUNJO	52.493 19 HARRIS
ROW 5	52.315 37 ROBINSON	52.263 20 TAPPY
ROW 4	51.882 4 SKINNER	51.980 14 HAMM
ROW 3	52.008 9 KEEN	52.039 2 TURVEY
ROW 2	52.056 8 DORAN	52.015 7 DENT
ROW 1	51.827 6 HOGAN	
POLE		
		

Weather/Track : Bright/Dry

These times are provisional until the conclusion of any judicial and technical matters.

Brands Indy
Circuit Length = 1.2262 miles.
Start: 14:57 End: 15:09

Clerk of Course:	Stewards:	Timekeeper:
------------------	-----------	-------------

Zip Formula Championship RACE CLASSIFICATION - RACE 13

POS	NO	CL	DRIVER	NAT	CAR	TIME	LAPS	GAP	MPH	BEST
1	6		Patrick HOGAN		Zip Formula	12:16.142	14		84.04	51.915
2	4		Steve SKINNER		Zip Formula	12:21.866	14	5.724	83.39	51.795
3	7		Chris DENT		Zip Formula	12:22.160	14	6.018	83.36	52.115
4	8		Neil DORAN		Zip Formula	12:22.733	14	6.591	83.29	52.106
5	9		Richard KEEN		Zip Formula	12:23.024	14	6.882	83.26	52.038
6	5		Tim BRIDGEMAN		Zip Formula	12:23.143	14	7.001	83.25	51.803
7	2		Oliver TURVEY		Zip Formula	12:23.602	14	7.460	83.20	52.092
8	1		Edward REDFERN		Zip Formula	12:23.700	14	7.558	83.19	51.955
9	20		Duncan TAPPY		Zip Formula	12:25.434	14	9.292	82.99	52.102
10	37		David ROBINSON		Zip Formula	12:25.812	14	9.670	82.95	52.010
11	14		Sascha HAMM		Zip Formula	12:26.003	14	9.861	82.93	52.031
12	19		Matthew HARRIS		Zip Formula	12:29.786	14	13.644	82.51	52.468
13	3		Gonzalo TUNJO		Zip Formula	12:39.261	14	23.119	81.48	53.180

FASTEST LAP									
4			Steve SKINNER		Zip Formula	51.795	12	85.22mph	137.15kph

Weather/Track : Cloudy/Dry

These times are provisional until the conclusion of any judicial and technical matters.

Brands Indy
Circuit Length = 1.2262 miles.
Start: 17:19 End: 17:32

Clerk of Course:	Stewards:	Timekeeper:
------------------	-----------	-------------

Zip Formula Championship

RACE 13 - LAP CHART

Lap 1			Lap 2			Lap 3			Lap 4			Lap 5		
No	Behind	Laptime	No	Behind	Laptime	No	Behind	Laptime	No	Behind	Laptime	No	Behind	Laptime
6		58.715	6		51.950	6		51.983	6		52.232	6		52.160
8	1.411	1:00.126	8	2.314	52.853	7	2.996	52.539	7	3.138	52.374	7	3.416	52.438
7	1.507	1:00.222	7	2.440	52.883	8	3.060	52.729	8	3.612	52.784	8	3.763	52.311
2	1.602	1:00.317	2	2.655	53.003	2	3.328	52.656	2	3.756	52.660	2	4.009	52.413
9	1.733	1:00.448	9	2.877	53.094	9	3.561	52.667	4	4.213	52.684	4	4.372	52.319
4	2.079	1:00.794	4	3.137	53.008	4	3.761	52.607	9	4.474	53.145	9	4.819	52.505
14	3.123	1:01.838	14	3.751	52.578	14	4.005	52.237	14	4.746	52.973	14	5.130	52.544
20	3.183	1:01.898	20	4.073	52.840	20	4.317	52.227	20	4.980	52.895	20	5.632	52.812
37	3.798	1:02.513	5	5.285	53.222	5	5.401	52.099	5	5.204	52.035	5	5.785	52.741
5	4.013	1:02.728	37	5.407	53.559	1	5.684	52.226	1	5.407	51.955	1	6.084	52.837
19	4.013	1:02.728	1	5.441	53.200	37	6.530	53.106	37	6.832	52.534	37	7.189	52.517
1	4.191	1:02.906	19	5.970	53.907	19	6.682	52.695	19	7.017	52.567	19	7.933	53.076
3	4.869	1:03.584	3	6.975	54.056	3	8.199	53.207	3	9.292	53.325	3	10.681	53.549

Weather/Track : Cloudy/Dry

Brands Indy
 Circuit Length = 1.2262 miles.
 Start: 17:19 End: 17:32

Zip Formula Championship

RACE 13 - LAP CHART

(contd.)

Lap 6			Lap 7			Lap 8			Lap 9			Lap 10		
No	Behind	Laptime	No	Behind	Laptime	No	Behind	Laptime	No	Behind	Laptime	No	Behind	Laptime
6		51.915	6		52.151	6		52.084	6		52.161	6		51.982
7	3.842	52.341	7	4.056	52.365	7	4.353	52.381	7	4.552	52.360	7	4.957	52.387
8	4.296	52.448	8	4.251	52.106	8	4.676	52.509	8	4.756	52.241	4	5.449	52.509
2	4.558	52.464	2	4.499	52.092	4	5.283	52.353	4	4.922	51.800	8	6.021	53.247
4	4.983	52.526	4	5.014	52.182	2	5.467	53.052	2	5.495	52.189	9	6.111	52.385
9	5.240	52.336	9	5.689	52.600	9	5.761	52.156	9	5.708	52.108	2	6.209	52.696
14	5.315	52.100	14	6.153	52.989	14	6.100	52.031	5	6.001	51.803	5	6.523	52.504
5	6.144	52.274	5	6.268	52.275	5	6.359	52.175	14	6.765	52.826	1	7.083	52.119
1	6.414	52.245	1	6.675	52.412	1	6.596	52.005	1	6.946	52.511	20	7.748	52.620
20	6.693	52.976	20	7.047	52.505	20	7.169	52.206	20	7.110	52.102	14	7.914	53.131
37	7.665	52.391	37	7.736	52.222	37	7.893	52.241	37	8.109	52.377	37	8.517	52.390
19	8.486	52.468	19	8.946	52.611	19	9.527	52.665	19	10.099	52.733	19	10.902	52.785
3	12.343	53.577	3	13.584	53.392	3	15.058	53.558	3	16.356	53.459	3	18.447	54.073

Weather/Track : Cloudy/Dry

Brands Indy
Circuit Length = 1.2262 miles.
Start: 17:19 End: 17:32

Zip Formula Championship

RACE 13 - LAP CHART

(contd.)

Lap 11			Lap 12			Lap 13			Lap 14			Lap 15		
No	Behind	Laptime	No	Behind	Laptime	No	Behind	Laptime	No	Behind	Laptime	No	Behind	Laptime
6		52.238	6		52.195	6		52.148	6		52.228			
7	4.914	52.195	7	4.834	52.115	4	5.449	52.658	4	5.724	52.503			
4	5.339	52.128	4	4.939	51.795	7	5.651	52.965	7	6.018	52.595			
8	6.002	52.219	8	5.971	52.164	8	6.008	52.185	8	6.591	52.811			
9	6.321	52.448	9	6.164	52.038	9	6.276	52.260	9	6.882	52.834			
2	6.523	52.552	2	6.459	52.131	5	6.941	52.151	5	7.001	52.288			
5	6.636	52.351	5	6.938	52.497	2	7.222	52.911	2	7.460	52.466			
1	7.142	52.297	1	7.243	52.296	1	7.362	52.267	1	7.558	52.424			
20	8.416	52.906	20	8.323	52.102	20	8.322	52.147	20	9.292	53.198			
37	8.897	52.618	37	8.712	52.010	37	8.661	52.097	37	9.670	53.237			
14	9.617	53.941	14	9.497	52.075	14	9.478	52.129	14	9.861	52.611			
19	11.517	52.853	19	12.107	52.785	19	13.176	53.217	19	13.644	52.696			
3	19.948	53.739	3	20.970	53.217	3	22.167	53.345	3	23.119	53.180			

Weather/Track : Cloudy/Dry

www.mstworld.com

Page 3 of 3

Brands Indy
Circuit Length = 1.2262 miles.
Start: 17:19 End: 17:32

Issued - 17:34 Sunday, 07 September 2003

ROL Sportscar Challenge QUALIFYING - RACE 9

POS	NO	CL	DRIVER	NAT	CAR	TIME	LAPS	GAP	MPH
1	5	C	Richard CHAMBERLAIN		Porsche 935	47.310	16		93.30
2	74	A	Mike JORDAN		Porsche GT3 RS	48.687	17	1.377	90.66
3	16	C	Rupert LEWIN		Porsche 996 GT2R	49.295	18	1.985	89.54
4	10	A	David LEES		Porsche 911 RS	52.000	17	4.690	84.89
5	76	A	John GRIFFITHS		Porsche 935	52.698	15	5.388	83.76
6	88	B	Philip HARRIS		Porsche RSR 3.2	53.393	15	6.083	82.67
7	63	A	David MacMILLAN		Porsche 911 RS	55.038	15	7.728	80.20
8	24	A	Henry FIRMAN		Porsche 993 CZ	56.660	15	9.350	77.90

Car No 63 - Needs a working transponder please.

Weather/Track : Sunny/Dry

These times are provisional until the conclusion of any judicial and technical matters.

Brands Indy

Circuit Length = 1.2262 miles.

Start: 11:04 End: 11:19

Clerk of Course:	Stewards:	Timekeeper:
------------------	-----------	-------------

ROL Sportscar Challenge QUALIFYING - LAP ANALYSIS

5	Richard CHAMBERLAIN	Porsche 935					
1 -	1:07.284	6 -	48.172	11 -	47.637	16 -	2:09.611P
2 -	49.850	7 -	47.915	12 -	48.008		
3 -	48.586	8 -	47.968	13 -	47.465		
4 -	47.703	9 -	47.446	14 -	47.310		
5 -	48.079	10 -	48.926	15 -	1:04.760		
10	David LEES	Porsche 911 RS					
1 -	1:17.504	6 -	52.695	11 -	52.646	16 -	52.378
2 -	54.699	7 -	53.032	12 -	52.774	17 -	52.000
3 -	53.720	8 -	52.609	13 -	52.326		
4 -	52.755	9 -	53.237	14 -	52.056		
5 -	52.809	10 -	52.692	15 -	52.407		
16	Rupert LEWIN	Porsche 996 GT2R					
1 -	1:04.828	6 -	50.564	11 -	50.439	16 -	49.295
2 -	51.212	7 -	56.268	12 -	50.180	17 -	52.876
3 -	51.187	8 -	52.542	13 -	49.428	18 -	49.449
4 -	51.271	9 -	50.087	14 -	52.583		
5 -	50.539	10 -	53.049	15 -	52.734		
24	Henry FIRMAN	Porsche 993 CZ					
1 -	1:22.625	6 -	58.404	11 -	56.983		
2 -	1:02.808	7 -	58.594	12 -	57.312		
3 -	1:00.242	8 -	57.122	13 -	1:01.736		
4 -	59.484	9 -	1:00.337	14 -	56.734		
5 -	58.935	10 -	56.660	15 -	57.367		
63	David MacMILLAN	Porsche 911 RS					
1 -	1:22.253	6 -	55.038	11 -	56.622		
2 -	58.187	7 -	55.531	12 -	55.464		
3 -	56.675	8 -	55.840	13 -	55.450		
4 -	57.089	9 -	56.346	14 -	1:04.228		
5 -	55.785	10 -	56.136	15 -	55.352		
74	Mike JORDAN	Porsche GT3 RS					
1 -	1:16.808	6 -	53.020	11 -	48.687	16 -	53.090
2 -	52.960	7 -	49.164	12 -	51.232	17 -	56.479
3 -	52.235	8 -	53.167	13 -	48.820		
4 -	50.085	9 -	48.844	14 -	52.458		
5 -	49.116	10 -	57.834	15 -	48.802		

Car No 63 - Needs a working transponder please.
Weather/Track : Sunny/Dry

Brands Indy
Circuit Length = 1.2262 miles.
Start: 11:04 End: 11:19

ROL Sportscar Challenge QUALIFYING - LAP ANALYSIS

(contd.)


76	John GRIFFITHS				Porsche 935			
1 -	1:10.048	6 -	53.037	11 -	2:43.813P			
2 -	54.978	7 -	52.817	12 -	1:06.721			
3 -	54.086	8 -	52.797	13 -	57.263			
4 -	55.217	9 -	52.698	14 -	53.712			
5 -	56.417	10 -	54.166	15 -	53.634			
88	Philip HARRIS				Porsche RSR 3.2			
1 -	1:14.507	6 -	53.918	11 -	53.879			
2 -	58.262	7 -	53.530	12 -	53.393			
3 -	55.711	8 -	54.017	13 -	54.208			
4 -	54.216	9 -	53.624	14 -	55.188			
5 -	53.662	10 -	53.754	15 -	2:13.076P			

Car No 63 - Needs a working transponder please.
Weather/Track : Sunny/Dry

**ROL Sportscar Challenge
GRID - RACE 9**

ROW 4	55.038 63 MacMILLAN	56.660 24 FIRMAN
ROW 3	52.698 76 GRIFFITHS	53.393 88 HARRIS
ROW 2	49.295 16 LEWIN	52.000 10 LEES
ROW 1	47.310 5 CHAMBERLAIN	48.687 74 JORDAN

POLE



Car No 63 - Needs a working transponder please.

Weather/Track : Sunny/Dry

These times are provisional until the conclusion of any judicial and technical matters.

Brands Indy

Circuit Length = 1.2262 miles.

Start: 11:04 End: 11:19

Clerk of Course:	Stewards:	Timekeeper:
------------------	-----------	-------------

ROL Sportscar Challenge

RACE CLASSIFICATION - RACE 9

POS	NO	CL	DRIVER	NAT	CAR	TIME	LAPS	GAP	MPH	BEST
1	5	C	Richard CHAMBERLAIN		Porsche 935	20:24.440	25		90.18	47.939
2	74	C	Mike JORDAN		Porsche GT3 RS	20:31.816	25	7.376	89.64	48.640
3	16	C	Rupert LEWIN		Porsche 996 GT2R	21:25.780	25	1:01.340	85.88	49.690
4	10	C	David LEES		Porsche 911 RS	20:37.127	23	2 LAPS	82.12	53.151
5	76	C	John GRIFFITHS		Porsche 935	21:01.958	23	2 LAPS	80.50	52.603
6	63	A	David MacMILLAN		Porsche 911 RS	20:28.231	22	3 LAPS	79.12	54.398
7	24	A	Henry FIRMAN		Porsche 993 CZ	21:09.783	22	3 LAPS	76.53	55.933
NOT CLASSIFIED										
88	B	Philip HARRIS			Porsche RSR 3.2	2:43.875	3	D.N.F.	81.22	53.415
FASTEST LAP										
5	C	Richard CHAMBERLAIN			Porsche 935	47.939	14	92.08mph	148.19kph	
88	B	Philip HARRIS			Porsche RSR 3.2	53.415	2	82.64mph	132.99kph	
63	A	David MacMILLAN			Porsche 911 RS	54.398	18	81.14mph	130.59kph	

Weather/Track : Cloudy/Dry

These times are provisional until the conclusion of any judicial and technical matters.

Brands Indy
Circuit Length = 1.2262 miles.
Start: 15:36 End: 15:56

Clerk of Course:	Stewards:	Timekeeper:
------------------	-----------	-------------

ROL Sportscar Challenge

RACE 9 - LAP CHART

Lap 1			Lap 2			Lap 3			Lap 4			Lap 5		
No	Behind	Laptime	No	Behind	Laptime	No	Behind	Laptime	No	Behind	Laptime	No	Behind	Laptime
5		50.917	5		49.282	5		48.628	5		48.247	5		48.810
74	1.208	52.125	74	1.362	49.436	74	1.780	49.046	74	2.606	49.073	74	2.616	48.820
16	1.530	52.447	16	2.244	49.996	16	3.748	50.132	16	5.736	50.235	16	7.692	50.766
10	4.126	55.043	10	8.359	53.515	10	13.392	53.661	10	18.785	53.640	10	23.145	53.170
88	5.249	56.166	88	9.382	53.415	88	15.048	54.294	76	21.926	53.041	76	26.841	53.725
76	8.710	59.627	76	13.157	53.729	76	17.132	52.603	63	32.616	56.624	63	40.583	56.777
63	8.827	59.744	63	16.328	56.783	63	24.239	56.539	24	39.705	58.452	24	48.785	57.890
24	10.455	1:01.372	24	19.794	58.621	24	29.500	58.334						

Weather/Track : Cloudy/Dry

www.mstworld.com

Brands Indy
Circuit Length = 1.2262 miles.
Start: 15:36 End: 15:56

Issued - 15:59 Sunday, 07 September 2003

**ROL Sportscar Challenge
RACE 9 - LAP CHART**

(contd.)

Lap 6			Lap 7			Lap 8			Lap 9			Lap 10		
No	Behind	Laptime	No	Behind	Laptime	No	Behind	Laptime	No	Behind	Laptime	No	Behind	Laptime
5		48.996	5		48.446	5		49.003	5		49.642	5		49.259
74	3.028	49.408	74	3.381	48.799	74	3.534	49.156	74	2.773	48.881	74	2.668	49.154
16	9.746	51.050	24	1 LAP	58.166	63	1 LAP	56.877	63	1 LAP	56.092	76	1 LAP	57.320
10	27.830	53.681	16	12.199	50.899	16	13.529	50.333	16	14.668	50.781	16	16.211	50.802
76	32.616	54.771	10	33.236	53.852	24	1 LAP	58.659	24	1 LAP	58.108	63	1 LAP	56.230
63	47.741	56.154	76	39.498	55.328	10	37.545	53.312	10	41.139	53.236	24	1 LAP	57.394
						76	45.339	54.844				10	45.031	53.151

Weather/Track : Cloudy/Dry

Brands Indy
Circuit Length = 1.2262 miles.
Start: 15:36 End: 15:56

**ROL Sportscar Challenge
RACE 9 - LAP CHART**

(contd.)

Lap 11			Lap 12			Lap 13			Lap 14			Lap 15		
No	Behind	Laptime	No	Behind	Laptime	No	Behind	Laptime	No	Behind	Laptime	No	Behind	Laptime
5		49.068	5		48.816	5		48.710	5		47.939	5		48.454
74	2.240	48.640	10	1 LAP	53.956	74	2.741	49.142	74	3.525	48.723	74	4.244	49.173
76	1 LAP	55.134	74	2.309	48.885	24	2 LAPS	58.228	10	1 LAP	53.717	10	1 LAP	53.322
16	17.468	50.325	76	1 LAP	54.399	10	1 LAP	53.650	24	2 LAPS	57.787	24	2 LAPS	57.639
63	1 LAP	55.799	16	18.872	50.220	16	21.797	51.635	16	24.313	50.455	16	25.549	49.690
24	1 LAP	57.399	63	1 LAP	55.335	76	1 LAP	56.451	76	1 LAP	54.858	76	1 LAP	54.567
						63	1 LAP	55.194	63	1 LAP	54.740			

Weather/Track : Cloudy/Dry

Brands Indy
Circuit Length = 1.2262 miles.
Start: 15:36 End: 15:56

**ROL Sportscar Challenge
RACE 9 - LAP CHART**

(contd.)

Lap 16			Lap 17			Lap 18			Lap 19			Lap 20		
No	Behind	Laptime	No	Behind	Laptime	No	Behind	Laptime	No	Behind	Laptime	No	Behind	Laptime
5		48.949	5		48.723	5		48.951	5		48.696	5		49.340
74	4.604	49.309	74	5.041	49.160	74	5.288	49.198	24	3 LAPS	57.604	74	5.871	49.508
63	2 LAPS	55.702	63	2 LAPS	55.053	63	2 LAPS	54.974	76	2 LAPS	55.691	24	3 LAPS	57.404
10	1 LAP	53.827	10	1 LAP	53.370	16	29.534	50.465	74	5.703	49.111	76	2 LAPS	54.378
16	26.642	50.042	16	28.020	50.101	10	1 LAP	54.010	63	2 LAPS	54.989	63	2 LAPS	54.398
24	2 LAPS	57.423	24	2 LAPS	57.180				16	30.966	50.128	16	32.029	50.403
76	1 LAP	54.193	76	1 LAP	54.453				10	1 LAP	53.620	10	1 LAP	53.563

Weather/Track : Cloudy/Dry

Brands Indy
Circuit Length = 1.2262 miles.
Start: 15:36 End: 15:56

**ROL Sportscar Challenge
RACE 9 - LAP CHART**

(contd.)

Lap 21			Lap 22			Lap 23			Lap 24			Lap 25		
No	Behind	Laptime	No	Behind	Laptime	No	Behind	Laptime	No	Behind	Laptime	No	Behind	Laptime
5		48.776	5		48.597	5		48.832	5		49.094	5		50.265
74	6.365	49.270	74	6.913	49.145	10	2 LAPS	54.708	74	7.685	49.440	63	3 LAPS	55.282
76	2 LAPS	54.594	76	2 LAPS	54.642	74	7.339	49.258	10	2 LAPS	55.327	74	7.376	49.956
24	3 LAPS	57.570	24	3 LAPS	56.448	76	2 LAPS	54.499	76	2 LAPS	54.660	10	2 LAPS	54.077
16	33.576	50.323	16	35.412	50.433	24	3 LAPS	56.103	24	3 LAPS	55.933	76	2 LAPS	54.451
63	2 LAPS	55.476	63	2 LAPS	54.975	16	36.940	50.360	16	41.646	53.800	24	3 LAPS	56.069
10	1 LAP	53.719				63	2 LAPS	54.494				16	1:01.340	1:09.959

Weather/Track : Cloudy/Dry

Brands Indy
Circuit Length = 1.2262 miles.
Start: 15:36 End: 15:56

BRSCC Road Saloon Championship & Extreme Minis QUALIFYING - RACE 11

POS	NO	CL	DRIVER	NAT	CAR	TIME	LAPS	GAP	MPH
1	78	MB	Barry MURPHY		Mini Cooper	54.703	15		80.69
2	27	E	Mike CANTILO		Austin Mini	57.123	14	2.420	77.27
3	98	MB	Mike EDGELL		Rover Mini	58.312	15	3.609	75.70
4	72	ME	Andy HARRISON		Mini Cooper	58.745	8	4.042	75.14
5	1	A	Lee SCOTT		Ford Fiesta XR2i	59.231	15	4.528	74.52
6	2	A	Simon TAYLOR		Honda Civic Vtec	59.514	15	4.811	74.17
7	3	A	Michael COLLINS		Vauxhall Astra GTE	59.724	9	5.021	73.91
8	4	A	Ian KIRK		Honda Civic Vtec	59.915	15	5.212	73.67
9	36	B	Paul SANDERSON		Volkswagen Golf Mk1	1:00.069	12	5.366	73.48
10	61	P	Paul FENTON		Peugeot 106 GTi	1:00.291	13	5.588	73.21
11	57	B	Jim MEPHAM		Volkswagen Golf GTi	1:00.496	13	5.793	72.96
12	30	B	John SHOESMITH		Volkswagen Golf GTi	1:00.505	13	5.802	72.95
13	311	MC	Steve DAWSON		Rover Mini Cooper	1:00.971	10	6.268	72.40
14	75	D	David HICKTON		Peugeot 205 GTi	1:01.019	14	6.316	72.34
15	6	MC	David OWEN		Austin Mini Cooper	1:01.188	9	6.485	72.14
16	31	B	Ben JOHNSON		Volkswagen Golf GTi	1:01.387	14	6.684	71.91
17	37	B	Steve McINTYRE		Volkswagen Golf Mk2	1:01.516	12	6.813	71.75
18	55	B	Daniel DAVIES		Volkswagen Golf GTi	1:01.524	12	6.821	71.75
19	21	B	Claire TIPPET		Volkswagen Golf Mk1	1:02.104	12	7.401	71.07
20	71	MA	Adam CLARK		Austin Mini	1:02.245	12	7.542	70.91
21	85	D	Alan DULY		Ford Fiesta XR2	1:02.967	14	8.264	70.10
22	60	B	Kieran FRIBBENS		Ford Fiesta XR2i	1:04.052	12	9.349	68.91
23	5	A	Rhys BOLTON		Renault Clio 16v	1:04.106	11	9.403	68.86
24	64	C	Christopher BROAD		Toyota GT Coupe	1:04.378	14	9.675	68.56
25	23	MC	Peter WESTON		MG Metro	1:07.599	12	12.896	65.30
26	76	MD	Paul HARDMAN		Mini	1:08.182	5	13.479	64.74
27	14	MB	David RANDALL		Austin Mini	1:09.107	13	14.404	63.87

Weather/Track : Bright/Dry

These times are provisional until the conclusion of any judicial and technical matters.

Brands Indy

Circuit Length = 1.2262 miles.

Start: 11:59 End: 12:16

Clerk of Course:

Stewards:

Timekeeper:

BRSCC Road Saloon Championship & Extreme Minis QUALIFYING - LAP ANALYSIS

1	Lee SCOTT				Ford Fiesta XR2i
1 -	1:31.547	6 -	59.448	11 -	59.231
2 -	1:05.861	7 -	59.634	12 -	59.495
3 -	3:34.939P	8 -	1:02.234	13 -	59.389
4 -	1:11.721	9 -	1:05.688	14 -	1:09.131
5 -	1:05.295	10 -	59.352	15 -	1:04.449
2	Simon TAYLOR				Honda Civic Vtec
1 -	1:32.278	6 -	1:00.378	11 -	59.986
2 -	1:05.552	7 -	1:00.662	12 -	59.780
3 -	3:36.477P	8 -	1:01.350	13 -	1:00.212
4 -	1:10.157	9 -	1:00.010	14 -	59.577
5 -	1:01.613	10 -	59.514	15 -	1:00.337
3	Michael COLLINS				Vauxhall Astra GTE
1 -	6:23.143P	6 -	1:00.249		
2 -	1:08.119	7 -	1:00.820		
3 -	1:04.491	8 -	1:03.439		
4 -	1:00.815	9 -	59.724		
5 -	1:05.337				
4	Ian KIRK				Honda Civic Vtec
1 -	1:55.901	6 -	1:01.200	11 -	1:00.224
2 -	1:01.653	7 -	1:01.121	12 -	1:00.225
3 -	3:32.998P	8 -	1:00.557	13 -	59.915
4 -	1:07.372	9 -	1:00.686	14 -	1:00.708
5 -	1:00.805	10 -	1:00.098	15 -	1:00.068
5	Rhys BOLTON				Renault Clio 16v
1 -	1:33.579	6 -	1:05.728	11 -	1:06.501
2 -	1:07.387	7 -	1:05.650		
3 -	4:15.901P	8 -	1:04.372		
4 -	1:14.474	9 -	1:04.106		
5 -	1:06.711	10 -	1:04.973		
6	David OWEN				Austin Mini Cooper
1 -	6:53.696P	6 -	1:02.499		
2 -	1:12.938	7 -	1:02.210		
3 -	1:04.574	8 -	1:01.188		
4 -	1:03.567	9 -	1:01.777		
5 -	1:02.031				

Weather/Track : Bright/Dry

www.mstworld.com

Page 1 of 5

Brands Indy
Circuit Length = 1.2262 miles.
Start: 11:59 End: 12:16

Issued - 12:28 Sunday, 07 September 2003

BRSCC Road Saloon Championship & Extreme Minis QUALIFYING - LAP ANALYSIS

(contd.)

14	David RANDALL	Austin Mini
1 - 1:56.117	6 - 1:10.948	11 - 1:11.190
2 - 1:11.251	7 - 1:12.118	12 - 1:11.062
3 - 3:42.712P	8 - 1:15.755	13 - 1:09.856
4 - 1:22.174	9 - 1:10.392	
5 - 1:11.562	10 - 1:09.107	
21	Claire TIPPET	Volkswagen Golf Mk1
1 - 6:08.675P	6 - 1:06.003	11 - 1:02.478
2 - 1:17.697	7 - 1:04.306	12 - 1:02.723
3 - 1:07.675	8 - 1:02.104	
4 - 1:06.583	9 - 1:03.210	
5 - 1:04.737	10 - 1:03.356	
23	Peter WESTON	MG Metro
1 - 1:38.602	6 - 1:08.629	11 - 1:07.599
2 - 1:09.419	7 - 1:08.063	12 - 1:10.155
3 - 3:58.910P	8 - 1:10.009	
4 - 1:21.475	9 - 1:09.602	
5 - 1:11.710	10 - 1:08.643	
27	Mike CANTILO	Austin Mini
1 - 1:35.589	6 - 57.123	11 - 1:04.006
2 - 1:03.389	7 - 1:01.566	12 - 57.176
3 - 4:06.770P	8 - 58.151	13 - 1:03.301
4 - 1:07.928	9 - 1:01.842	14 - 1:02.499
5 - 57.382	10 - 1:07.265	
30	John SHOESMITH	Volkswagen Golf GTi
1 - 2:10.074	6 - 1:01.168	11 - 1:00.890
2 - 4:41.083P	7 - 1:00.588	12 - 1:02.096
3 - 1:12.857	8 - 1:00.505	13 - 1:01.006
4 - 1:02.263	9 - 1:01.002	
5 - 1:01.630	10 - 1:01.387	
31	Ben JOHNSON	Volkswagen Golf GTi
1 - 1:55.555	6 - 1:01.671	11 - 1:01.387
2 - 1:02.128	7 - 1:02.630	12 - 1:01.729
3 - 3:34.569P	8 - 1:02.758	13 - 1:01.559
4 - 1:08.631	9 - 1:02.001	14 - 1:01.545
5 - 1:01.896	10 - 1:02.757	

Weather/Track : Bright/Dry

www.mstworld.com

Page 2 of 5

Brands Indy
Circuit Length = 1.2262 miles.
Start: 11:59 End: 12:16

Issued - 12:28 Sunday, 07 September 2003

BRSCC Road Saloon Championship & Extreme Minis QUALIFYING - LAP ANALYSIS

(contd.)

36	Paul SANDERSON	Volkswagen Golf Mk1
1 - 7:17.661P	6 - 1:00.069	11 - 1:00.223
2 - 1:16.761	7 - 1:00.399	12 - 1:00.272
3 - 1:01.602	8 - 1:00.833	
4 - 1:00.831	9 - 1:00.385	
5 - 1:00.766	10 - 1:00.441	
37	Steve McINTYRE	Volkswagen Golf Mk2
1 - 6:13.241P	6 - 1:01.516	11 - 1:02.059
2 - 1:15.298	7 - 1:01.547	12 - 1:01.726
3 - 1:04.283	8 - 1:01.666	
4 - 1:03.059	9 - 1:01.860	
5 - 1:02.206	10 - 1:09.492	
55	Daniel DAVIES	Volkswagen Golf GTi
1 - 6:39.422P	6 - 1:01.629	11 - 1:02.052
2 - 1:11.477	7 - 1:01.524	12 - 1:02.346
3 - 1:04.744	8 - 1:02.428	
4 - 1:02.392	9 - 1:01.918	
5 - 1:01.884	10 - 1:02.935	
57	Jim MEPHAM	Volkswagen Golf GTi
1 - 2:45.399	6 - 1:00.713	11 - 1:01.561
2 - 3:41.632P	7 - 1:00.659	12 - 1:00.496
3 - 1:10.858	8 - 1:02.375	13 - 1:00.590
4 - 1:05.551	9 - 1:00.542	
5 - 1:12.791	10 - 1:01.737	
60	Kieran FRIBBENS	Ford Fiesta XR2i
1 - 6:09.758P	6 - 1:04.596	11 - 1:05.552
2 - 1:18.587	7 - 1:05.837	12 - 1:04.052
3 - 1:08.309	8 - 1:04.806	
4 - 1:05.775	9 - 1:04.478	
5 - 1:05.773	10 - 1:05.775	
61	Paul FENTON	Peugeot 106 GTi
1 - 6:11.286P	6 - 1:02.488	11 - 1:00.912
2 - 1:16.722	7 - 1:01.197	12 - 1:00.291
3 - 1:03.908	8 - 1:00.590	13 - 1:02.983
4 - 1:02.004	9 - 1:02.097	
5 - 1:02.223	10 - 1:01.797	

Weather/Track : Bright/Dry

www.mstworld.com

Page 3 of 5

Brands Indy
Circuit Length = 1.2262 miles.
Start: 11:59 End: 12:16

Issued - 12:28 Sunday, 07 September 2003

BRSCC Road Saloon Championship & Extreme Minis QUALIFYING - LAP ANALYSIS

(contd.)

64	Christopher BROAD	Toyota GT Coupe		
1 -	1:32.105	6 -	1:05.316	11 - 1:04.378
2 -	1:09.143	7 -	1:07.530	12 - 1:04.970
3 -	3:34.758P	8 -	1:05.376	13 - 1:05.111
4 -	1:13.643	9 -	1:05.742	14 - 1:04.717
5 -	1:08.126	10 -	1:05.424	
71	Adam CLARK	Austin Mini		
1 -	6:28.275P	6 -	1:02.245	11 - 1:02.426
2 -	1:13.346	7 -	1:05.354	12 - 1:05.923
3 -	1:03.838	8 -	1:02.953	
4 -	1:03.551	9 -	1:03.060	
5 -	1:02.583	10 -	1:03.168	
72	Andy HARRISON	Mini Cooper		
1 -	1:40.412	6 -	58.745	
2 -	1:05.209	7 -	59.423	
3 -	3:35.734P	8 -	59.994	
4 -	1:07.594			
5 -	1:01.762			
75	David HICKTON	Peugeot 205 GTi		
1 -	1:49.272	6 -	1:02.642	11 - 1:01.432
2 -	1:02.385	7 -	1:03.188	12 - 1:01.626
3 -	3:37.612P	8 -	1:01.958	13 - 1:01.287
4 -	1:07.442	9 -	1:03.087	14 - 1:01.019
5 -	1:03.422	10 -	1:01.731	
76	Paul HARDMAN	Mini		
1 -	6:55.378P			
2 -	1:16.888			
3 -	1:08.182			
4 -	1:10.063			
5 -	1:09.195			
78	Barry MURPHY	Mini Cooper		
1 -	2:11.581	6 -	56.160	11 - 56.538
2 -	58.894	7 -	58.862	12 - 55.997
3 -	3:37.755P	8 -	57.216	13 - 55.204
4 -	1:08.072	9 -	58.213	14 - 54.703
5 -	55.839	10 -	57.094	15 - 1:08.501

Weather/Track : Bright/Dry

www.mstworld.com

Page 4 of 5

Brands Indy
Circuit Length = 1.2262 miles.
Start: 11:59 End: 12:16

Issued - 12:28 Sunday, 07 September 2003

BRSCC Road Saloon Championship & Extreme Minis QUALIFYING - LAP ANALYSIS

(contd.)

85	Alan DULY	Ford Fiesta XR2		
1 -	1:35.441	6 -	1:04.578	11 - 1:02.967
2 -	1:07.265	7 -	1:09.014	12 - 1:04.562
3 -	3:35.605P	8 -	1:05.082	13 - 1:04.718
4 -	1:12.796	9 -	1:03.994	14 - 1:03.350
5 -	1:08.746	10 -	1:03.332	
98	Mike EDGELL	Rover Mini		
1 -	1:47.918	6 -	1:00.430	11 - 58.312
2 -	59.921	7 -	59.299	12 - 58.436
3 -	3:38.226P	8 -	59.855	13 - 58.912
4 -	1:06.632	9 -	58.518	14 - 58.409
5 -	1:02.491	10 -	58.360	15 - 59.106
311	Steve DAWSON	Rover Mini Cooper		
1 -	2:02.801	6 -	1:01.643	
2 -	1:03.901	7 -	1:01.144	
3 -	3:56.907P	8 -	1:02.271	
4 -	1:09.992	9 -	1:10.471	
5 -	1:06.465	10 -	1:00.971	

Weather/Track : Bright/Dry

www.mstworld.com

Page 5 of 5

Brands Indy
Circuit Length = 1.2262 miles.
Start: 11:59 End: 12:16

Issued - 12:28 Sunday, 07 September 2003

BRSCC Road Saloon Championship & Extreme Minis

GRID - RACE 11

ROW 14		1:09.107				
		14	RANDALL			
ROW 13	1:07.599			1:08.182		
	23	WESTON		76	HARDMAN	
ROW 12		1:04.106		1:04.378		
		5	BOLTON		64	BROAD
ROW 11	1:02.967			1:04.052		
	85	DULY		60	FRIBBENS	
ROW 10		1:02.104		1:02.245		
		21	TIPPET		71	CLARK
ROW 9	1:01.516			1:01.524		
	37	McINTYRE		55	DAVIES	
ROW 8		1:01.188		1:01.387		
		6	OWEN		31	JOHNSON
ROW 7	1:00.971			1:01.019		
	311	DAWSON		75	HICKTON	
ROW 6		1:00.496		1:00.505		
		57	MEPHAM		30	SHOESMITH
ROW 5	1:00.069			1:00.291		
	36	SANDERSON		61	FENTON	
ROW 4		59.724		59.915		
		3	COLLINS		4	KIRK
ROW 3	59.231			59.514		
	1	SCOTT		2	TAYLOR	
ROW 2		58.312		58.745		
		98	EDGEELL		72	HARRISON
ROW 1	54.703			57.123		
	78	MURPHY		27	CANTILO	
		POLE				

Weather/Track : Bright/Dry

Brands Indy

Circuit Length = 1.2262 miles.

Start: 11:59 End: 12:16

These times are provisional until the conclusion of any judicial and technical matters.

Clerk of Course:

Stewards:

Timekeeper:

BRSCC Road Saloon Championship & Extreme Minis RACE CLASSIFICATION - RACE 11

POS	NO	CL	DRIVER	NAT	CAR	TIME	LAPS	GAP	MPH	BEST
1	78	MB	Barry MURPHY		Mini Cooper	13:23.042	14		77.04	55.739
2	1	A	Lee SCOTT		Ford Fiesta XR2i	13:57.336	14	34.294	73.88	58.947
3	98	MB	Mike EDGELL		Rover Mini	13:58.472	14	35.430	73.78	57.960
4	2	A	Simon TAYLOR		Honda Civic Vtec	14:02.941	14	39.899	73.39	59.230
5	4	A	Ian KIRK		Honda Civic Vtec	14:06.356	14	43.314	73.09	59.596
6	36	B	Paul SANDERSON		Volkswagen Golf Mk1	14:08.412	14	45.370	72.92	59.437
7	3	A	Michael COLLINS		Vauxhall Astra GTE	14:12.980	14	49.938	72.53	59.565
8	57	B	Jim MEPHAM		Volkswagen Golf GTi	14:19.895	14	56.853	71.94	1:00.144
9	61	P	Paul FENTON		Peugeot 106 GTi	14:21.910	14	58.868	71.78	1:00.215
10	30	B	John SHOESMITH		Volkswagen Golf GTi	13:23.480	13	1 LAP	71.50	1:00.345
11	311	MC	Steve DAWSON		Rover Mini Cooper	13:26.841	13	1 LAP	71.20	59.118
12	55	B	Daniel DAVIES		Volkswagen Golf GTi	13:28.919	13	1 LAP	71.02	1:00.774
13	75	D	David HICKTON		Peugeot 205 GTi	13:32.630	13	1 LAP	70.70	1:01.241
14	6	MC	David OWEN		Austin Mini Cooper	13:33.009	13	1 LAP	70.66	59.596
15	37	B	Steve McINTYRE		Volkswagen Golf Mk2	13:40.335	13	1 LAP	70.03	1:01.231
16	31	B	Ben JOHNSON		Volkswagen Golf GTi	13:47.090	13	1 LAP	69.46	1:01.336
17	71	MA	Adam CLARK		Austin Mini	13:56.811	13	1 LAP	68.65	1:02.244
18	5	A	Rhys BOLTON		Renault Clio 16v	14:11.112	13	1 LAP	67.50	1:03.088
19	60	B	Kieran FRIBBENS		Ford Fiesta XR2i	14:17.547	13	1 LAP	66.99	1:02.945
20	64	C	Christopher BROAD		Toyota GT Coupe	14:23.898	13	1 LAP	66.50	1:04.249
21	23	MC	Peter WESTON		MG Metro	14:04.633	12	2 LAPS	62.79	1:08.099
22	14	MB	David RANDALL		Austin Mini	13:35.266	11	3 LAPS	59.64	1:09.432

NOT CLASSIFIED

21	B	Claire TIPPET		Volkswagen Golf Mk1	10:38.861	10	D.N.F.	69.20	1:00.882
27	ME	Mike CANTILO		Austin Mini	9:19.870	9	D.N.F.	71.08	57.412
85	D	Alan DULY		Ford Fiesta XR2	13:32.234	8	N.C.F.	43.56	1:03.497
76	MD	Paul HARDMAN		Mini	5:32.905	5	D.N.F.	66.50	1:01.602

FASTEST LAP

78	MB	Barry MURPHY		Mini Cooper	55.739	9	79.19mph	127.45kph
27	ME	Mike CANTILO		Austin Mini	57.412	5	76.88mph	123.74kph
1	A	Lee SCOTT		Ford Fiesta XR2i	58.947	5	74.88mph	120.51kph
311	MC	Steve DAWSON		Rover Mini Cooper	59.118	4	74.67mph	120.16kph
36	B	Paul SANDERSON		Volkswagen Golf Mk1	59.437	9	74.26mph	119.52kph
61	P	Paul FENTON		Peugeot 106 GTi	1:00.215	5	73.30mph	117.98kph
75	D	David HICKTON		Peugeot 205 GTi	1:01.241	4	72.08mph	116.00kph
76	MD	Paul HARDMAN		Mini	1:01.602	5	71.65mph	115.32kph
71	MA	Adam CLARK		Austin Mini	1:02.244	3	70.92mph	114.13kph
64	C	Christopher BROAD		Toyota GT Coupe	1:04.249	3	68.70mph	110.57kph

Weather/Track : Cloudy/Dry

These times are provisional until the conclusion of any judicial and technical matters.

Brands Indy

Circuit Length = 1.2262 miles.

Start: 16:32 End: 16:45

Clerk of Course:	Stewards:	Timekeeper:
------------------	-----------	-------------

BRSCC Road Saloon Championship & Extreme Minis
RACE 11 - LAP CHART

Lap 1			Lap 2			Lap 3			Lap 4			Lap 5		
No	Behind	Laptime	No	Behind	Laptime	No	Behind	Laptime	No	Behind	Laptime	No	Behind	Laptime
1		1:06.606	1		59.014	78		56.256	78		56.333	78		56.124
2	0.448	1:07.054	2	0.681	59.247	1	1.828	59.212	1	4.917	59.422	1	7.740	58.947
4	0.720	1:07.326	78	1.128	56.612	2	2.853	59.556	2	5.984	59.464	2	9.090	59.230
3	1.817	1:08.423	4	1.302	59.596	4	3.849	59.931	4	7.428	59.912	4	11.467	1:00.163
36	2.206	1:08.812	3	3.466	1:00.663	36	6.818	1:00.331	27	10.199	58.861	27	11.487	57.412
57	2.664	1:09.270	36	3.871	1:00.679	3	7.159	1:01.077	36	10.354	59.869	36	14.000	59.770
61	3.455	1:10.061	57	4.660	1:01.010	27	7.671	58.690	3	10.978	1:00.152	3	15.187	1:00.333
78	3.530	1:10.136	61	5.411	1:00.970	57	8.045	1:00.769	57	12.292	1:00.580	98	16.169	58.813
30	4.481	1:11.087	30	6.228	1:00.761	61	9.309	1:01.282	98	13.480	59.441	57	17.292	1:01.124
27	5.070	1:11.676	27	6.365	1:00.309	30	9.999	1:01.155	61	14.352	1:01.376	61	18.443	1:00.215
55	5.351	1:11.957	55	8.121	1:01.784	98	10.372	58.797	30	15.162	1:01.496	30	20.358	1:01.320
37	6.491	1:13.097	98	8.959	1:00.374	55	12.002	1:01.265	311	16.363	59.118	311	20.885	1:00.646
75	7.230	1:13.836	37	9.504	1:02.027	311	13.578	1:00.803	55	16.443	1:00.774	55	21.935	1:01.616
98	7.599	1:14.205	311	10.159	1:01.357	37	13.818	1:01.698	37	19.047	1:01.562	37	24.373	1:01.450
311	7.816	1:14.422	75	10.387	1:02.171	75	14.617	1:01.614	75	19.525	1:01.241	75	25.117	1:01.716
64	10.178	1:16.784	21	15.308	1:02.886	21	20.304	1:02.380	21	25.933	1:01.962	21	30.691	1:00.882
5	11.260	1:17.866	64	15.526	1:04.362	64	22.391	1:04.249	31	28.965	1:02.227	31	34.523	1:01.682
21	11.436	1:18.042	71	18.283	1:05.731	31	23.071	1:01.336	71	30.683	1:03.873	6	35.836	1:00.662
71	11.566	1:18.172	76	18.671	1:05.949	71	23.143	1:02.244	6	31.298	1:02.736	76	37.444	1:01.602
76	11.736	1:18.342	31	19.119	1:04.028	6	24.895	1:02.242	76	31.966	1:02.900	71	37.501	1:02.942
6	12.749	1:19.355	5	20.027	1:07.781	76	25.399	1:04.112	64	32.222	1:06.164	64	41.152	1:05.054
60	13.138	1:19.744	6	20.037	1:06.302	5	27.481	1:04.838	5	35.257	1:04.109	5	43.480	1:04.347
31	14.105	1:20.711	60	20.931	1:06.807	60	28.697	1:05.150	85	36.519	1:03.497	85	43.910	1:03.515
23	14.539	1:21.145	85	23.233	1:05.340	85	29.355	1:03.506	60	37.509	1:05.145	60	44.813	1:03.428
14	16.507	1:23.113	23	24.164	1:08.639	23	35.666	1:08.886	23	47.464	1:08.131			
85	16.907	1:23.513	14	26.925	1:09.432	14	38.991	1:09.450	14	52.585	1:09.927			

Weather/Track : Cloudy/Dry

Brands Indy
Circuit Length = 1.2262 miles.
Start: 16:32 End: 16:45

BRSCC Road Saloon Championship & Extreme Minis

RACE 11 - LAP CHART

(contd.)

Lap 6			Lap 7			Lap 8			Lap 9			Lap 10		
No	Behind	Laptime	No	Behind	Laptime	No	Behind	Laptime	No	Behind	Laptime	No	Behind	Laptime
78		55.900	78		55.971	78		56.196	78		55.739	78		56.586
23	1 LAP	1:09.970	1	14.252	59.212	5	1 LAP	1:03.913	71	1 LAP	1:02.653	31	1 LAP	1:01.718
1	11.011	59.171	2	16.400	59.924	64	1 LAP	1:06.128	5	1 LAP	1:03.088	71	1 LAP	1:02.713
14	1 LAP	1:10.726	4	19.547	59.887	60	1 LAP	1:03.893	60	1 LAP	1:03.930	14	2 LAPS	1:12.393
2	12.447	59.257	23	1 LAP	1:10.139	1	17.190	59.134	64	1 LAP	1:09.995	5	1 LAP	1:03.728
4	15.631	1:00.064	36	21.926	1:00.028	2	19.666	59.462	1	20.680	59.229	60	1 LAP	1:02.945
27	15.986	1:00.399	98	22.698	59.377	4	23.293	59.942	2	23.302	59.375	1	23.104	59.010
36	17.869	59.769	3	23.702	1:00.587	98	24.779	58.277	98	27.290	58.250	64	1 LAP	1:04.376
3	19.086	59.799	27	24.666	1:04.651	36	25.853	1:00.123	4	27.963	1:00.409	2	26.077	59.361
98	19.292	59.023	57	26.253	1:00.688	3	27.071	59.565	36	29.551	59.437	98	29.252	58.548
57	21.536	1:00.144	61	28.030	1:00.856	57	31.021	1:00.964	3	31.695	1:00.363	4	31.167	59.790
61	23.145	1:00.602	30	30.470	1:00.911	27	32.548	1:04.078	57	37.003	1:01.721	36	32.442	59.477
30	25.530	1:01.072	311	31.139	1:00.818	61	32.565	1:00.731	61	37.773	1:00.947	3	35.224	1:00.115
311	26.292	1:01.307	55	32.374	1:01.147	30	35.086	1:00.812	30	40.078	1:00.731	57	41.181	1:00.764
55	27.198	1:01.163	14	1 LAP	1:18.298	311	35.765	1:00.822	27	40.603	1:03.794	61	42.141	1:00.954
37	29.776	1:01.303	37	35.375	1:01.570	55	37.070	1:00.892	311	40.653	1:00.627	30	44.186	1:00.694
75	30.708	1:01.491	75	36.236	1:01.499	23	1 LAP	1:13.992	55	43.127	1:01.796	311	45.545	1:01.478
21	36.765	1:01.974	21	42.335	1:01.541	37	41.236	1:02.057	37	47.130	1:01.633	55	47.818	1:01.277
6	40.276	1:00.340	6	43.901	59.596	75	41.878	1:01.838	75	47.420	1:01.281	37	51.775	1:01.231
31	40.435	1:01.812	31	46.407	1:01.943	21	48.859	1:02.720	23	1 LAP	1:08.850	75	52.212	1:01.378
71	44.195	1:02.594	71	50.772	1:02.548	31	51.762	1:01.551	6	53.031	59.901	6	56.736	1:00.291
64	49.980	1:04.728				6	48.869	1:01.164	21	56.182	1:03.062			
5	51.486	1:03.906				14	1 LAP	1:14.578						
60	52.874	1:03.961												

Weather/Track : Cloudy/Dry

Brands Indy
Circuit Length = 1.2262 miles.
Start: 16:32 End: 16:45

**BRSCC Road Saloon Championship & Extreme Minis
RACE 11 - LAP CHART**

(contd.)

Lap 11			Lap 12			Lap 13			Lap 14			Lap 15		
No	Behind	Laptime	No	Behind	Laptime	No	Behind	Laptime	No	Behind	Laptime	No	Behind	Laptime
78		56.736	78		56.397	78		55.967	78		58.089			
23	2 LAPS	1:08.493	37	1 LAP	1:01.466	311	1 LAP	1:02.358	30	1 LAP	1:02.404			
21	1 LAP	1:03.412	75	1 LAP	1:01.572	55	1 LAP	1:01.792	311	1 LAP	1:01.201			
31	1 LAP	1:02.468	6	1 LAP	1:00.432	85	6 LAPS	1:12.772	55	1 LAP	1:01.616			
71	1 LAP	1:03.581	31	1 LAP	1:03.450	75	1 LAP	1:01.447	85	6 LAPS	1:04.072			
5	1 LAP	1:04.338	23	2 LAPS	1:10.011	6	1 LAP	59.939	75	1 LAP	1:01.546			
1	25.860	59.492	71	1 LAP	1:03.078	37	1 LAP	1:07.110	6	1 LAP	1:00.049			
60	1 LAP	1:05.391	1	29.178	59.715	31	1 LAP	1:02.038	14	3 LAPS	1:16.944			
2	28.759	59.418	98	33.374	58.848	71	1 LAP	1:03.699	37	1 LAP	1:04.131			
14	2 LAPS	1:15.106	5	1 LAP	1:04.681	23	2 LAPS	1:08.099	31	1 LAP	1:02.126			
98	30.923	58.407	2	34.501	1:02.139	1	32.553	59.342	71	1 LAP	1:02.983			
4	34.185	59.754	60	1 LAP	1:06.409	98	35.559	58.152	1	34.294	59.830			
36	35.286	59.580	4	38.018	1:00.230	2	38.218	59.684	98	35.430	57.960			
64	1 LAP	1:07.036	36	38.649	59.760	4	41.740	59.689	2	39.899	59.770			
3	38.494	1:00.006	3	43.486	1:01.389	5	1 LAP	1:04.697	23	2 LAPS	1:08.278			
85	5 LAPS	5:36.019P	64	1 LAP	1:05.908	36	43.827	1:01.145	4	43.314	59.663			
57	45.214	1:00.769	14	2 LAPS	1:15.299	3	47.695	1:00.176	36	45.370	59.632			
61	46.269	1:00.864	57	49.438	1:00.621	60	1 LAP	1:06.044	5	1 LAP	1:03.820			
30	48.142	1:00.692	61	50.336	1:00.464	57	54.063	1:00.592	3	49.938	1:00.332			
311	50.693	1:01.884	30	52.090	1:00.345	64	1 LAP	1:04.321	60	1 LAP	1:04.700			
55	52.922	1:01.840				61	54.964	1:00.595	57	56.853	1:00.879			
									61	58.868	1:01.993			
									64	1 LAP	1:04.793			

Weather/Track : Cloudy/Dry

Brands Indy
Circuit Length = 1.2262 miles.
Start: 16:32 End: 16:45