



Dunlop Mini Miglia

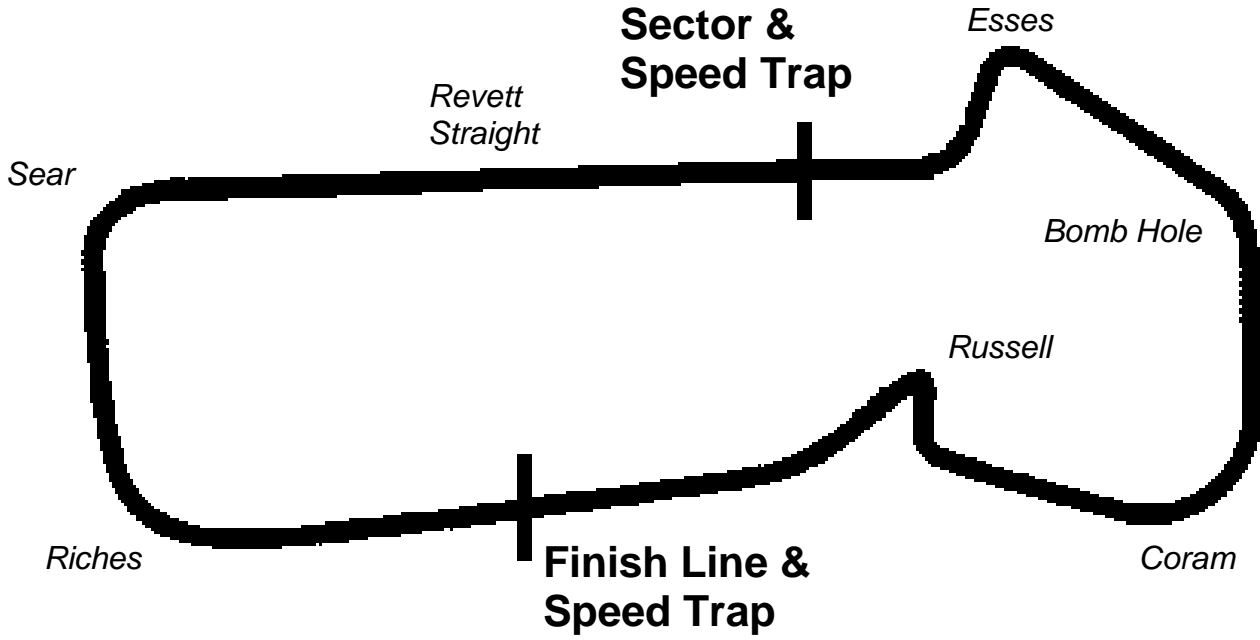
Snetterton

31st August - 1st September 2002



Results Provided by MST Sports Timing Ltd
www.mstworld.com

SNETTERTON



Circuit Length – 1.952 miles

Dunlop Mini Miglia Qualifying for Race 12

POS	NO	CL	NAME	NAT	ENTRY	TIME	LAPS	GAP	MPH
1	9		Chris LEWIS		Mini Miglia	1:20.770	12		87.00
2	1		Peter BALDWIN		Mini Miglia	1:20.857	12	0.087	86.90
3	18		Kelly ROGERS		Mini Miglia	1:21.216	12	0.446	86.52
4	80		Bill SOLLIS		Mini Miglia	1:21.289	8	0.519	86.44
5	21		Jon CULLUM		Mini Miglia	1:21.806	13	1.036	85.90
6	5		Mark CHANDLER		Mini Miglia	1:22.329	5	1.559	85.35
7	22		Mark SIMS		Mini Miglia	1:22.389	13	1.619	85.29
8	4		Endaf OWENS		Mini Miglia	1:22.548	13	1.778	85.12
9	50		Richard WAGER		Mini Miglia	1:22.659	6	1.889	85.01
10	99		Andrew HOWARD		Mini Miglia	1:23.372	11	2.602	84.28
11	39		Paul WOODBRIDGE		Mini Miglia	1:23.518	13	2.748	84.14
12	75		Paul BROWN		Mini Miglia	1:23.585	13	2.815	84.07
13	60		Martin WAGER		Mini Miglia	1:23.655	8	2.885	84.00
14	12		Dave KIMBERLEY		Mini Miglia	1:23.677	11	2.907	83.98
15	83		Colin PEACOCK		Mini Miglia	1:23.803	3	3.033	83.85
16	26		Colin SIMPSON		Mini Miglia	1:23.810	13	3.040	83.84
17	13		Phil HARVEY		Mini Miglia	1:24.310	8	3.540	83.35
18	10		Jonathan HUDSON		Mini Miglia	1:24.364	6	3.594	83.29
19	28		Philip LEE		Mini Miglia	1:25.804	7	5.034	81.89
20	23		Robert HUMPHREYS		Mini Miglia	1:26.349	13	5.579	81.38
21	86		Paul SIMMONDS		Mini Miglia	1:29.765	13	8.995	78.28
22	40		Naomi ANTISS		Mini Miglia	1:31.056	11	10.286	77.17

Weather / Track : Cloudy / Dry

MST Sports Timing

Snetterton
Circuit Length = 1.9520 miles.
Start: 12:23 End: 12:50

Clerk of Course:	Stewards:	Timekeeper:
------------------	-----------	-------------

Dunlop Mini Miglia Sector Analysis - Race 12

1	Peter BALDWIN										Mini Miglia			
1 -	3:24.829	94.9	46.513	96.1	4:11.342	7 -	9:19.264	108.5	44.390	96.5	X:00.000			
2 -	38.793	111.6	43.665	98.2	1:22.458	8 -	38.377	112.7	42.919	97.8	1:21.296			
3 -	38.330	112.0	44.059	98.5	1:22.389	9 -	38.156	116.7	43.341	97.3	1:21.497			
4 -	38.374	114.3	43.649	98.5	1:22.023	10 -	49.265	59.4	2:21.346		3:10.611 P			
5 -	38.048	117.3	42.809	99.8	1:20.857	11 -	44.633	105.5	44.530	97.2	1:29.163			
6 -	38.333	116.3	43.279	100.0	1:21.612	12 -	38.383	113.9	43.134	99.4	1:21.517			
4	Endaf OWENS										Mini Miglia			
1 -	3:07.621	92.9	47.626	94.1	3:55.247	8 -	39.108	111.4	43.440	97.9	1:22.548			
2 -	40.403	101.0	44.707	95.8	1:25.110	9 -	38.798	111.4	43.993	96.5	1:22.791			
3 -	39.730	109.1	47.332	96.2	1:27.062	10 -	39.272	110.1	44.032	94.6	1:23.304			
4 -	39.377	110.5	43.690	95.4	1:23.067	11 -	39.686	111.8	43.795	96.2	1:23.481			
5 -	39.782	109.2	44.299	94.3	1:24.081	12 -	39.604	108.4	44.857	93.0	1:24.461			
6 -	43.800	108.2	44.439	96.8	1:28.239	13 -	40.610	104.3	45.457	88.4	1:26.067			
7 -	9:00.955	96.9	45.668	98.3	X:00.000									
5	Mark CHANDLER										Mini Miglia			
1 -	3:16.704	80.7	49.167	94.5	4:05.871	4 -	51.291	91.5	44.371	95.7	1:35.662			
2 -	39.735	107.8	47.562	92.4	1:27.297	5 -	38.907	112.2	43.422	96.1	1:22.329			
3 -	39.230	102.6	44.968	97.5	1:24.198									
9	Chris LEWIS										Mini Miglia			
1 -	3:18.444	83.4	47.927	97.2	4:06.371	7 -	9:06.586	105.5	47.622	94.3	X:00.000			
2 -	40.544	101.6	44.773	97.9	1:25.317	8 -	38.700	113.7	43.328	97.3	1:22.028			
3 -	38.493	113.7	43.981	97.8	1:22.474	9 -	38.250	115.7	42.968	98.8	1:21.218			
4 -	38.302	113.3	44.366	99.8	1:22.668	10 -	37.852	116.5	42.918	99.8	1:20.770			
5 -	38.050	118.1	43.346	99.1	1:21.396	11 -	38.385	114.5	43.120	97.2	1:21.505			
6 -	38.726	114.9	43.303	97.9	1:22.029	12 -	47.396	69.1	55.931	77.5	1:43.327			
10	Jonathan HUDSON										Mini Miglia			
1 -				93.3	3:32.589	4 -	39.858	109.2	44.860	95.3	1:24.718			
2 -	40.753	93.5	45.526	95.5	1:26.279	5 -	39.326	112.2	45.492	95.3	1:24.818			
3 -	40.282	104.3	44.771	96.6	1:25.053	6 -	39.552	106.0	44.812	95.3	1:24.364			
12	Dave KIMBERLEY										Mini Miglia			
1 -	2:52.329	86.3	49.321	93.4	3:41.650	7 -	9:08.963	102.9	46.181	97.8	X:00.000			
2 -	41.469	98.2	46.679	97.1	1:28.148	8 -	39.866	108.4	44.988	96.9	1:24.854			
3 -	41.191	101.3	46.585	98.3	1:27.776	9 -	39.597	109.6	44.821	99.2	1:24.418			
4 -	40.540	105.8	45.434	97.9	1:25.974	10 -	39.201	110.9	45.038	99.7	1:24.239			
5 -	39.892	104.6	45.586	95.1	1:25.478	11 -	38.984	111.1	44.693	97.5	1:23.677			
6 -	39.834	111.4	44.829	95.1	1:24.663									
13	Phil HARVEY										Mini Miglia			
1 -				93.7	3:37.825	5 -	39.832	104.3	45.426	95.3	1:25.258			
2 -	40.363	105.6	45.787	94.6	1:26.150	6 -	39.878	111.1	44.506	96.1	1:24.384			
3 -	39.769	108.2	45.018	96.4	1:24.787	7 -	9:28.935	96.2	47.179	95.0	X:00.000			
4 -	39.672	109.6	44.638	96.4	1:24.310	8 -	39.679	108.4	44.862	96.0	1:24.541			

Dunlop Mini Miglia

Sector Analysis - Race 12

(contd.)

18	Kelly ROGERS					Mini Miglia					
1 -	3:05.850	85.4	49.439	95.0	3:55.289	7 -	38.694	112.5	43.105	96.6	1:21.799
2 -	42.783	91.1	47.294	96.5	1:30.077	8 -	38.597	113.1	42.959	97.2	1:21.556
3 -	39.982	93.4	49.374	100.3	1:29.356	9 -	38.843	112.4	42.933	96.9	1:21.776
4 -	37.732	115.9	43.484	100.0	1:21.216	10 -	47.185	79.7	59.206	97.1	1:46.391
5 -	38.539	113.1	42.860	97.5	1:21.399	11 -	38.701	112.2	42.966	97.3	1:21.667
6 -	X:00.000	90.4	47.033	96.4	X:00.000	12 -	38.569	112.4	42.880	97.2	1:21.449
21	Jon CULLUM					Mini Miglia					
1 -				94.3	3:35.477	8 -	38.854	112.4	43.941	96.4	1:22.795
2 -	39.271	109.8	44.504	97.2	1:23.775	9 -	38.468	113.5	43.473	96.4	1:21.941
3 -	39.552	113.7	44.449	97.1	1:24.001	10 -	38.351	116.3	43.842	96.8	1:22.193
4 -	39.205	112.0	43.753	94.9	1:22.958	11 -	38.698	113.7	43.975	96.0	1:22.673
5 -	39.347	113.1	43.777	96.0	1:23.124	12 -	38.467	112.5	43.339	97.9	1:21.806
6 -	38.862	112.7	43.450	94.6	1:22.312	13 -	38.983	112.7	43.418	95.8	1:22.401
7 -	9:36.197	91.1	47.356	95.3	X:00.000						
22	Mark SIMS					Mini Miglia					
1 -				94.5	3:30.646	8 -	38.910	112.9	43.894	96.9	1:22.804
2 -	41.122	98.3	46.952	97.1	1:28.074	9 -	39.190	110.9	43.549	98.5	1:22.739
3 -	39.681	108.7	44.763	97.1	1:24.444	10 -	38.580	112.4	43.809	97.2	1:22.389
4 -	39.452	110.9	44.965	96.1	1:24.417	11 -	43.860	108.9	44.097	97.8	1:27.957
5 -	39.720	111.2	43.945	96.8	1:23.665	12 -	38.751	108.4	44.698	97.9	1:23.449
6 -	38.897	111.6	44.530	95.8	1:23.427	13 -	39.584	105.6	44.388	94.1	1:23.972
7 -	9:24.854	87.3	47.368	97.6	X:00.000						
23	Robert HUMPHREYS					Mini Miglia					
1 -	3:07.918	78.4	50.032	94.3	3:57.950	8 -	40.448	98.2	47.979	94.7	1:28.427
2 -	41.777	89.2	47.758	95.8	1:29.535	9 -	40.329	100.3	46.297	95.0	1:26.626
3 -	40.338	104.3	48.552	96.4	1:28.890	10 -	40.224	101.5	46.414	94.9	1:26.638
4 -	40.430	106.1	50.414	88.6	1:30.844	11 -	39.893	105.0	46.456	93.9	1:26.349
5 -	41.367	103.2	54.541	92.9	1:35.908	12 -	39.953	107.7	54.066	81.5	1:34.019
6 -	40.346	106.8	47.083	94.6	1:27.429	13 -	41.002	106.0	50.989	80.5	1:31.991
7 -	9:00.708	91.4	47.815	92.5	X:00.000						
26	Colin SIMPSON					Mini Miglia					
1 -	3:27.439	85.5	49.080	93.5	4:16.519	8 -	39.247	101.2	45.230	94.9	1:24.477
2 -	42.855	96.5	46.112	94.7	1:28.967	9 -	39.791	110.0	45.118	95.3	1:24.909
3 -	39.999	109.2	45.290	94.7	1:25.289	10 -	39.427	109.2	45.065	95.3	1:24.492
4 -	39.672	104.3	44.957	95.3	1:24.629	11 -	39.119	109.8	45.654	94.2	1:24.773
5 -	39.412	109.8	45.037	95.0	1:24.449	12 -	40.154	108.5	44.802	94.5	1:24.956
6 -	39.439	109.6	45.750	94.6	1:25.189	13 -	39.540	109.1	44.270	95.3	1:23.810
7 -	9:10.722	107.7	44.895	94.3	X:00.000						
28	Philip LEE					Mini Miglia					
1 -				93.8	3:39.743	5 -	40.649	106.8	45.744	97.5	1:26.393
2 -	41.972	96.0	47.597	93.4	1:29.569	6 -	39.929	107.5	45.875	95.4	1:25.804
3 -	41.307	99.4	46.249	93.5	1:27.556	7 -	9:40.811	107.8	45.218	96.2	X:00.000
4 -	40.673	99.7	45.684	93.5	1:26.357						

Dunlop Mini Miglia Sector Analysis - Race 12

(contd.)

39	Paul WOODBRIDGE					Mini Miglia					
1 -	3:07.135	84.0	49.638	96.8	3:56.773	8 -	39.268	112.0	1:12.297		1:51.565P
2 -	42.826	94.9	46.865	94.9	1:29.691	9 -	44.707	104.0	46.170	96.4	1:30.877
3 -	39.744	99.8	45.656	95.5	1:25.400	10 -	39.519	111.4	44.105	95.0	1:23.624
4 -	38.871	113.5	44.669	93.4	1:23.540	11 -	39.509	110.9	44.009	95.1	1:23.518
5 -	41.355	100.7	44.139	95.7	1:25.494	12 -	39.810	112.5	45.459	94.2	1:25.269
6 -	39.806	109.8	44.797	94.3	1:24.603	13 -	39.486	110.1	44.815	92.5	1:24.301
7 -	9:03.139	96.1	46.157	95.5	X:00.000						
40	Naomi ANSTISS					Mini Miglia					
1 -				90.0	4:13.823	7 -	43.758	92.6	50.248	94.7	1:34.006
2 -				92.0	1:46.865	8 -	43.573	89.5	51.355	93.7	1:34.928
3 -	47.001	73.9	54.628	92.5	1:41.629	9 -	43.128	85.0	49.334	93.8	1:32.462
4 -	47.345	88.8	53.429	92.9	1:40.774	10 -	42.452	93.8	49.518	93.2	1:31.970
5 -	46.600	83.1	53.126	91.9	1:39.726	11 -	42.597	92.0	48.459	93.4	1:31.056
6 -	X:00.000	84.7	51.377	92.8	X:00.000						
50	Richard WAGER					Mini Miglia					
1 -	3:02.934	82.7	47.008	95.7	3:49.942	4 -	38.669	105.0	44.408	96.1	1:23.077
2 -	39.261	107.3	44.508	96.9	1:23.769	5 -	39.127	108.2	44.593	98.5	1:23.720
3 -	38.987	105.3	44.309	100.0	1:23.296	6 -	38.723	111.4	43.936	97.6	1:22.659
60	Martin WAGER					Mini Miglia					
1 -	3:05.052	77.6	51.454	95.4	3:56.506	5 -	39.382	109.4	44.568	95.5	1:23.950
2 -	41.969	94.1	47.356	94.3	1:29.325	6 -	50.278	77.5	56.300	94.2	1:46.578
3 -	39.501	104.0	45.466	95.5	1:24.967	7 -	9:53.198	89.8	49.372	96.0	X:00.000
4 -	39.648	107.3	47.965	93.8	1:27.613	8 -	39.351	106.3	44.304	97.9	1:23.655
70	TBD										
75	Paul BROWN					Mini Miglia					
1 -				96.9	3:35.919	8 -	40.042	104.0	44.651	96.6	1:24.693
2 -	39.663	99.7	45.312	96.1	1:24.975	9 -	39.424	106.1	44.999	95.8	1:24.423
3 -	39.539	105.5	44.784	96.6	1:24.323	10 -	39.349	101.9	45.073	96.0	1:24.422
4 -	38.951	106.6	44.744	96.2	1:23.695	11 -	39.370	103.0	44.628	96.5	1:23.998
5 -	39.512	109.8	44.765	96.1	1:24.277	12 -	39.452	107.3	44.321	95.1	1:23.773
6 -	39.400	106.8	44.185	95.5	1:23.585	13 -	39.661	108.4	44.429	94.7	1:24.090
7 -	9:43.948	100.4	45.485	95.1	X:00.000						
80	Bill SOLLIS					Mini Miglia					
1 -	4:10.150	94.5	47.202	96.0	4:57.352	5 -	38.629	113.1	43.191	96.5	1:21.820
2 -	39.706	111.6	44.136	96.8	1:23.842	6 -	9:33.826	102.1	46.295	97.9	X:00.000
3 -	38.871	111.8	43.870	97.3	1:22.741	7 -	38.266	116.1	43.592	100.0	1:21.858
4 -	39.130	113.3	43.155	96.2	1:22.285	8 -	38.501	113.7	42.788	97.3	1:21.289
83	Colin PEACOCK					Mini Miglia					
1 -	3:09.203	92.8	48.714	96.0	3:57.917	3 -	39.314	112.7	44.489	94.9	1:23.803
2 -	39.994	113.7	44.010	96.4	1:24.004						

Dunlop Mini Miglia Sector Analysis - Race 12

(contd.)

86	Paul SIMMONDS					Mini Miglia					
1 -	2:54.191	84.9	50.416	88.8	3:44.607	8 -	44.528	95.4	48.836	90.8	1:33.364
2 -	43.464	95.7	48.562	90.5	1:32.026	9 -	41.828	102.4	47.970	90.9	1:29.798
3 -	42.699	95.3	49.107	90.6	1:31.806	10 -	42.485	100.3	48.355	91.0	1:30.840
4 -	41.959	98.5	49.602	91.6	1:31.561	11 -	42.263	98.5	47.502	91.1	1:29.765
5 -	42.073	99.1	49.938	88.1	1:32.011	12 -	41.989	102.7	48.489	92.0	1:30.478
6 -	42.552	89.9	49.075	89.1	1:31.627	13 -	41.999	100.3	48.055	90.8	1:30.054
7 -	8:41.630	97.9	52.507	83.8	X:00.000						

99	Andrew HOWARD					Mini Miglia					
1 -	3:20.087	69.3	54.065	92.6	4:14.152	7 -	9:01.458	86.5	48.785	91.1	X:00.000
2 -	43.250	87.4	48.645	90.1	1:31.895	8 -	40.114	109.1	44.832	93.9	1:24.946
3 -	42.678	98.6	47.349	90.6	1:30.027	9 -	39.597	109.8	44.879	96.4	1:24.476
4 -	40.398	103.2	46.951	90.9	1:27.349	10 -	39.076	112.5	44.296	95.0	1:23.372
5 -	40.527	107.2	46.354	91.6	1:26.881	11 -	39.960	109.1	44.839	90.8	1:24.799
6 -	39.976	107.3	45.376	92.9	1:25.352						

Dunlop Mini Miglia

Speed Traps - Race 12 - FINISH LINE

POS	NO	CL	NAME	NAT	ENTRY	MPH
1	18		Kelly ROGERS		Mini Miglia	100.3
2	80		Bill SOLLIS		Mini Miglia	100.0
3	1		Peter BALDWIN		Mini Miglia	100.0
4	50		Richard WAGER		Mini Miglia	100.0
5	9		Chris LEWIS		Mini Miglia	99.8
6	12		Dave KIMBERLEY		Mini Miglia	99.7
7	22		Mark SIMS		Mini Miglia	98.5
8	4		Endaf OWENS		Mini Miglia	98.3
9	21		Jon CULLUM		Mini Miglia	97.9
10	60		Martin WAGER		Mini Miglia	97.9
11	28		Philip LEE		Mini Miglia	97.5
12	5		Mark CHANDLER		Mini Miglia	97.5
13	75		Paul BROWN		Mini Miglia	96.9
14	39		Paul WOODBRIDGE		Mini Miglia	96.8
15	10		Jonathan HUDSON		Mini Miglia	96.6
16	99		Andrew HOWARD		Mini Miglia	96.4
17	23		Robert HUMPHREYS		Mini Miglia	96.4
18	13		Phil HARVEY		Mini Miglia	96.4
19	83		Colin PEACOCK		Mini Miglia	96.4
20	26		Colin SIMPSON		Mini Miglia	95.3
21	40		Naomi ANTISS		Mini Miglia	94.7
22	86		Paul SIMMONDS		Mini Miglia	92.0

Dunlop Mini Miglia

Speed Traps - Race 12 - SECTOR

(contd.)

POS	NO	CL	NAME	NAT	ENTRY	MPH
1	9		Chris LEWIS		Mini Miglia	118.1
2	1		Peter BALDWIN		Mini Miglia	117.3
3	21		Jon CULLUM		Mini Miglia	116.3
4	80		Bill SOLLIS		Mini Miglia	116.1
5	18		Kelly ROGERS		Mini Miglia	115.9
6	83		Colin PEACOCK		Mini Miglia	113.7
7	39		Paul WOODBRIDGE		Mini Miglia	113.5
8	22		Mark SIMS		Mini Miglia	112.9
9	99		Andrew HOWARD		Mini Miglia	112.5
10	5		Mark CHANDLER		Mini Miglia	112.2
11	10		Jonathan HUDSON		Mini Miglia	112.2
12	4		Endaf OWENS		Mini Miglia	111.8
13	12		Dave KIMBERLEY		Mini Miglia	111.4
14	50		Richard WAGER		Mini Miglia	111.4
15	13		Phil HARVEY		Mini Miglia	111.1
16	26		Colin SIMPSON		Mini Miglia	110.0
17	75		Paul BROWN		Mini Miglia	109.8
18	60		Martin WAGER		Mini Miglia	109.4
19	28		Philip LEE		Mini Miglia	107.8
20	23		Robert HUMPHREYS		Mini Miglia	107.7
21	86		Paul SIMMONDS		Mini Miglia	103.0
22	40		Naomi ANSTISS		Mini Miglia	93.8
23	70		TBD			76.1

Dunlop Mini Miglia

BEST SECTOR TIMES - QUALIFYING - RACE 12


SECTOR 1				SECTOR 2		IDEAL / BEST COMPARISON						
POS	NO	NAME	TIME	NO	NAME	TIME	POS	NO	NAME	IDEAL	BEST	DIFF
1	18	ROGERS	37.732	80	SOLLIS	42.788	1	18	ROGERS	1:20.592	1:21.216	0.624
2	9	LEWIS	37.852	1	BALDWIN	42.809	2	9	LEWIS	1:20.770	1:20.770	0.000
3	1	BALDWIN	38.048	18	ROGERS	42.860	3	1	BALDWIN	1:20.857	1:20.857	0.000
4	80	SOLLIS	38.266	9	LEWIS	42.918	4	80	SOLLIS	1:21.054	1:21.289	0.235
5	21	CULLUM	38.351	21	CULLUM	43.339	5	21	CULLUM	1:21.690	1:21.806	0.116
6	22	SIMS	38.580	5	CHANDLER	43.422	6	22	SIMS	1:22.129	1:22.389	0.260
7	50	WAGER	38.669	4	OWENS	43.440	7	4	OWENS	1:22.238	1:22.548	0.310
8	4	OWENS	38.798	22	SIMS	43.549	8	5	CHANDLER	1:22.329	1:22.329	0.000
9	39	WOODBIDGE	38.871	50	WAGER	43.936	9	50	WAGER	1:22.605	1:22.659	0.054
10	5	CHANDLER	38.907	39	WOODBIDGE	44.009	10	39	WOODBIDGE	1:22.880	1:23.518	0.638
11	75	BROWN	38.951	83	PEACOCK	44.010	11	75	BROWN	1:23.136	1:23.585	0.449
12	12	KIMBERLEY	38.984	75	BROWN	44.185	12	83	PEACOCK	1:23.324	1:23.803	0.479
13	99	HOWARD	39.076	26	SIMPSON	44.270	13	99	HOWARD	1:23.372	1:23.372	0.000
14	26	SIMPSON	39.119	99	HOWARD	44.296	14	26	SIMPSON	1:23.389	1:23.810	0.421
15	83	PEACOCK	39.314	60	WAGER	44.304	15	60	WAGER	1:23.655	1:23.655	0.000
16	10	HUDSON	39.326	13	HARVEY	44.506	16	12	KIMBERLEY	1:23.677	1:23.677	0.000
17	60	WAGER	39.351	12	KIMBERLEY	44.693	17	10	HUDSON	1:24.097	1:24.364	0.267
18	13	HARVEY	39.672	10	HUDSON	44.771	18	13	HARVEY	1:24.178	1:24.310	0.132
19	23	HUMPHREYS	39.893	28	LEE	45.218	19	28	LEE	1:25.147	1:25.804	0.657
20	28	LEE	39.929	23	HUMPHREYS	46.297	20	23	HUMPHREYS	1:26.190	1:26.349	0.159
21	86	SIMMONDS	41.828	86	SIMMONDS	47.502	21	86	SIMMONDS	1:29.330	1:29.765	0.435
22	40	ANSTISS	42.452	40	ANSTISS	48.459	22	40	ANSTISS	1:30.911	1:31.056	0.145
										Perfect Lap	1:20.520	

Snetterton
 Circuit Length = 1.952 miles
 Start: 12:23 End: 12:50

MST sports timing

Dunlop Mini Miglia

Grid for Race 12

ROW 11	1:29.765 86 SIMMONDS	1:31.056 40 ANSTISS
ROW 10	1:25.804 28 LEE	1:26.349 23 HUMPHREYS
ROW 9	1:24.310 13 HARVEY	1:24.364 10 HUDSON
ROW 8	1:23.803 83 PEACOCK	1:23.810 26 SIMPSON
ROW 7	1:23.655 60 WAGER	1:23.677 12 KIMBERLEY
ROW 6	1:23.518 39 WOODBRIDGE	1:23.585 75 BROWN
ROW 5	1:22.659 50 WAGER	1:23.372 99 HOWARD
ROW 4	1:22.389 22 SIMS	1:22.548 4 OWENS
ROW 3	1:21.806 21 CULLUM	1:22.329 5 CHANDLER
ROW 2	1:21.216 18 ROGERS	1:21.289 80 SOLLIS
ROW 1	1:20.770 9 LEWIS	1:20.857 1 BALDWIN
POLE		
		

Weather / Track : Cloudy / Dry

MST Sports Timing


Snetterton
Circuit Length = 1.9520 miles.
Start: 12:23 End: 12:50

Clerk of Course:	Stewards:	Timekeeper:
------------------	-----------	-------------

Dunlop Mini Miglia

Grid for Race 2 - Oulton Park Replacement

ROW 10	99	HOWARD	
ROW 9	70	ANSTISS	12
ROW 8	22	SIMS	23
ROW 7	10	HUDSON	28
ROW 6	39	WOODBRIDGE	60
ROW 5	13	HARVEY	50
ROW 4	26	SIMPSON	75
ROW 3	5	CHANDLER	21
ROW 2	1	BALDWIN	9
ROW 1	80	SOLLIS	18
		POLE	



Weather / Track : Cloudy / Dry

Snetterton
Circuit Length = 1.9520 miles.

MST Sports Timing

Clerk of Course:	Stewards:	Timekeeper:
------------------	-----------	-------------

Dunlop Mini Miglia

Provisional Result for Race 2 - Oulton Park Replacement

POS	NO	CL	DRIVER	NAT	CAR	TIME	LAPS	GAP	MPH	BEST
1	1		Peter BALDWIN		Mini Miglia	14:47.382	10		79.19	1:22.201
2	9		Chris LEWIS		Mini Miglia	14:47.673	10	0.291	79.16	1:21.810
3	5		Mark CHANDLER		Mini Miglia	14:48.483	10	1.101	79.09	1:22.001
4	21		Jon CULLUM		Mini Miglia	14:48.596	10	1.214	79.08	1:21.793
5	50		Richard WAGER		Mini Miglia	14:49.200	10	1.818	79.02	1:21.821
6	18		Kelly ROGERS		Mini Miglia	14:49.826	10	2.444	78.97	1:22.412
7	75		Paul BROWN		Mini Miglia	14:56.381	10	8.999	78.39	1:22.924
8	39		Paul WOODBRIDGE		Mini Miglia	14:57.470	10	10.088	78.30	1:23.489
9	22		Mark SIMS		Mini Miglia	14:57.714	10	10.332	78.27	1:22.481
10	99		Andrew HOWARD		Mini Miglia	14:59.180	10	11.798	78.15	1:23.400
11	10		Jonathan HUDSON		Mini Miglia	15:06.312	10	18.930	77.53	1:23.944
12	12		Dave KIMBERLEY		Mini Miglia	15:08.778	10	21.396	77.32	1:23.704
13	23		Robert HUMPHREYS		Mini Miglia	15:13.166	10	25.784	76.95	1:25.131
14	26		Colin SIMPSON		Mini Miglia	15:21.471	10	34.089	76.26	1:23.881
15	13		Phil HARVEY		Mini Miglia	16:04.478	10	1:17.096	72.86	1:26.382
16	60		Martin WAGER		Mini Miglia	16:46.431	10	1:59.049	69.82	1:23.928
NOT CLASSIFIED										
80			Bill SOLLIS		Mini Miglia	13:24.628	9	D.N.F.	78.60	1:22.183
70			Steven ANTISS		Mini Miglia	3:25.541	2	D.N.F.	68.37	1:41.699
28			Philip LEE		Mini Miglia	1:37.244	1	D.N.F.	72.26	1:37.244
FASTEST LAP										
21			Jon CULLUM		Mini Miglia	1:21.793	10	85.91mph		138.26kph

Car 26 - 10 sec penalty - false start
Weather / Track : Cloudy / Dry

Snetterton
Circuit Length = 1.9520 miles.
Start: 17:33 End: 17:48

MST Sports Timing

Clerk of Course:	Stewards:	Timekeeper:
------------------	-----------	-------------

Dunlop Mini Miglia

Lap Chart for Race 2 - Oulton Park Replacement

Lap 1			Lap 2			Lap 3			Lap 4			Lap 5		
No	Behind	Laptime	No	Behind	Laptime	No	Behind	Laptime	No	Behind	Laptime	No	Behind	Laptime
1		1:29.751	1		1:22.819	80		1:22.183	18		1:23.201	18		1:45.727
80	0.466	1:30.217	18	0.325	1:22.452	18	0.061	1:22.808	80	0.536	1:23.798	80	0.444	1:45.635
18	0.692	1:30.443	80	0.889	1:23.242	1	0.417	1:23.489	1	0.715	1:23.560	1	1.160	1:46.172
9	0.855	1:30.606	9	1.168	1:23.132	9	0.896	1:22.800	50	1.518	1:23.098	50	1.431	1:45.640
21	1.735	1:31.486	21	1.536	1:22.620	21	1.451	1:22.987	9	1.580	1:23.946	9	1.766	1:45.913
5	2.328	1:32.079	50	2.017	1:22.493	50	1.682	1:22.737	21	2.172	1:23.983	21	2.532	1:46.087
50	2.343	1:32.094	5	2.332	1:22.823	5	2.124	1:22.864	5	2.722	1:23.860	5	2.909	1:45.914
75	2.803	1:32.554	22	3.764	1:23.287	22	3.703	1:23.011	22	3.946	1:23.505	22	3.342	1:45.123
22	3.296	1:33.047	75	4.477	1:24.493	75	4.398	1:22.993	75	4.060	1:22.924	75	4.291	1:45.958
39	3.744	1:33.495	39	5.155	1:24.230	39	5.827	1:23.744	39	6.517	1:23.952	39	5.257	1:44.467
26	4.002	1:33.753	26	6.233	1:25.050	26	7.042	1:23.881	10	12.062	1:27.380	10	5.751	1:39.416
60	4.728	1:34.479	60	6.644	1:24.735	60	7.517	1:23.945	99	14.347	1:26.884	99	6.081	1:37.461
10	5.368	1:35.119	10	7.072	1:24.523	10	7.944	1:23.944	13	21.112	1:27.471	13	7.319	1:31.934
28	7.493	1:37.244	99	9.736	1:23.724	99	10.725	1:24.061	23	26.245	1:27.910	23	27.156	1:46.638
99	8.831	1:38.582	13	13.443	1:26.382	13	16.903	1:26.532	26	26.683	1:42.903	26	27.468	1:46.512
13	9.880	1:39.631	23	17.733	1:26.700	23	21.597	1:26.936	12	51.544	1:27.255	12	33.951	1:28.134
23	13.852	1:43.603	70	32.971	1:41.699	12	47.551	1:26.631	60	1:36.263	2:52.008P	60	1:38.118	1:47.582
70	14.091	1:43.842	12	43.992	1:27.077									
12	39.734	2:09.485												

Car 26 - 10 sec penalty - false start
Weather / Track : Cloudy / Dry

Dunlop Mini Miglia
Lap Chart for Race 2 - Oulton Park Replacement
 (contd.)

Lap 6			Lap 7			Lap 8			Lap 9			Lap 10		
No	Behind	Laptime	No	Behind	Laptime	No	Behind	Laptime	No	Behind	Laptime	No	Behind	Laptime
18		1:51.212	80		1:22.644	18		1:22.412	18		1:22.898	1		1:23.076
80	0.173	1:50.941	18	0.086	1:22.903	1	0.130	1:22.201	1	0.250	1:23.018	9	0.291	1:22.776
1	0.581	1:50.633	1	0.427	1:22.663	80	0.634	1:23.132	80	0.572	1:22.836	5	1.101	1:23.020
50	2.008	1:51.789	50	1.553	1:22.362	9	1.277	1:21.810	9	0.841	1:22.462	21	1.214	1:21.793
9	2.105	1:51.551	9	1.965	1:22.677	5	1.759	1:22.001	5	1.407	1:22.546	50	1.818	1:21.821
21	2.293	1:50.973	5	2.256	1:22.103	50	3.663	1:24.608	21	2.747	1:21.896	18	2.444	1:25.770
5	2.970	1:51.273	21	4.117	1:24.641	21	3.749	1:22.130	50	3.323	1:22.558	75	8.999	1:23.830
22	3.672	1:51.542	75	6.116	1:25.122	75	7.746	1:24.128	75	8.495	1:23.647	39	10.088	1:24.059
75	3.811	1:50.732	39	6.797	1:25.076	39	7.788	1:23.489	39	9.355	1:24.465	22	10.332	1:23.932
39	4.538	1:50.493	22	7.069	1:26.214	22	10.143	1:25.572	22	9.726	1:22.481	99	11.798	1:24.100
10	5.674	1:51.135	10	8.128	1:25.271	99	10.522	1:24.431	99	11.024	1:23.400	10	18.930	1:25.930
99	7.053	1:52.184	99	8.589	1:24.353	10	13.133	1:27.503	10	16.326	1:26.091	12	21.396	1:23.704
13	10.072	1:53.965	23	17.076	1:25.819	12	19.483	1:24.436	12	21.018	1:24.433	26	24.089	1:25.424
23	14.074	1:38.130	12	17.545	1:25.892	26	20.215	1:24.770	26	21.991	1:24.674	23	25.784	1:25.131
26	14.293	1:38.037	26	17.943	1:26.467	23	21.353	1:26.775	23	23.979	1:25.524	13	1:17.096	1:50.516
12	14.470	1:31.731	13	23.585	1:36.330	13	35.132	1:34.045	13	49.906	1:37.672	60	1:59.049	2:01.380P
60	1:15.859	1:28.953	60	1:17.760	1:24.718	60	1:19.190	1:23.928	60	1:20.995	1:24.703			

Car 26 - 10 sec penalty - false start
 Weather / Track : Cloudy / Dry

Dunlop Mini Miglia

Sector Analysis for Race 2 - Oulton Park Replacement

1	Peter BALDWIN										Mini Miglia			
1 -	45.815	111.8	43.936	96.4	1:29.751	6 -	51.986	67.9	58.647	100.4	1:50.633			
2 -	38.858	114.7	43.961	96.5	1:22.819	7 -	38.786	114.1	43.877	100.4	1:22.663			
3 -	39.144	110.0	44.345	100.1	1:23.489	8 -	38.717	115.9	43.484	100.6	1:22.201			
4 -	39.257	114.7	44.303	101.0	1:23.560	9 -	39.527	110.9	43.491	100.1	1:23.018			
5 -	49.059	86.0	57.113	77.4	1:46.172	10 -	39.042	110.5	44.034	97.3	1:23.076			
5	Mark CHANDLER										Mini Miglia			
1 -	46.665	112.9	45.414	97.9	1:32.079	6 -	52.489	68.4	58.784	98.5	1:51.273			
2 -	38.697	110.7	44.126	99.8	1:22.823	7 -	38.505	115.7	43.598	99.8	1:22.103			
3 -	38.156	113.1	44.708	100.1	1:22.864	8 -	37.827	115.7	44.174	100.1	1:22.001			
4 -	38.675	111.6	45.185	99.1	1:23.860	9 -	38.397	110.0	44.149	99.7	1:22.546			
5 -	49.535	78.3	56.379	86.7	1:45.914	10 -	38.430	115.3	44.590	99.5	1:23.020			
9	Chris LEWIS										Mini Miglia			
1 -	46.522	117.9	44.084	101.9	1:30.606	6 -	52.438	67.6	59.113	98.9	1:51.551			
2 -	38.640	117.3	44.492	101.0	1:23.132	7 -	39.013	117.3	43.664	100.3	1:22.677			
3 -	38.346	115.7	44.454	100.6	1:22.800	8 -	37.717	116.9	44.093	100.7	1:21.810			
4 -	39.641	113.9	44.305	100.0	1:23.946	9 -	38.591	110.9	43.871	102.1	1:22.462			
5 -	49.399	79.7	56.514	82.4	1:45.913	10 -	38.633	117.9	44.143	98.6	1:22.776			
10	Jonathan HUDSON										Mini Miglia			
1 -	48.411	108.2	46.708	98.2	1:35.119	6 -	53.161	64.2	57.974	96.6	1:51.135			
2 -	39.109	109.2	45.414	98.5	1:24.523	7 -	39.237	110.3	46.034	96.5	1:25.271			
3 -	38.781	110.3	45.163	98.6	1:23.944	8 -	39.815	109.2	47.688	93.0	1:27.503			
4 -	38.903	107.3	48.477	94.5	1:27.380	9 -	40.064	103.0	46.027	94.3	1:26.091			
5 -	42.949	71.8	56.467	81.5	1:39.416	10 -	39.919	102.9	46.011	94.1	1:25.930			
12	Dave KIMBERLEY										Mini Miglia			
1 -	49.547	113.5	1:19.938	93.2	2:09.485	6 -	41.348	91.1	50.383	96.2	1:31.731			
2 -	41.123	100.6	45.954	94.1	1:27.077	7 -	40.521	102.9	45.371	97.8	1:25.892			
3 -	40.419	104.3	46.212	94.3	1:26.631	8 -	39.230	111.8	45.206	96.1	1:24.436			
4 -	40.695	102.6	46.560	93.0	1:27.255	9 -	39.898	108.7	44.535	95.4	1:24.433			
5 -	41.301	103.2	46.833	94.6	1:28.134	10 -	39.406	109.8	44.298	95.7	1:23.704			
13	Phil HARVEY										Mini Miglia			
1 -	50.059	107.0	49.572	93.3	1:39.631	6 -	52.760	63.6	1:01.205	86.9	1:53.965			
2 -	40.206	102.4	46.176	92.8	1:26.382	7 -	43.907	95.5	52.423	86.1	1:36.330			
3 -	40.595	102.6	45.937	92.5	1:26.532	8 -	44.000	89.3	50.045	88.7	1:34.045			
4 -	40.581	102.4	46.890	92.3	1:27.471	9 -	44.240	80.6	53.432	78.7	1:37.672			
5 -	41.015	93.5	50.919	90.4	1:31.934	10 -	49.547	66.7	1:00.969	69.0	1:50.516			
18	Kelly ROGERS										Mini Miglia			
1 -	45.957	113.3	44.486	101.9	1:30.443	6 -	51.864	66.3	59.348	97.6	1:51.212			
2 -	38.248	116.5	44.204	99.2	1:22.452	7 -	39.306	112.7	43.597	99.4	1:22.903			
3 -	38.764	111.8	44.044	98.5	1:22.808	8 -	38.971	115.7	43.441	97.8	1:22.412			
4 -	39.495	116.3	43.706	95.0	1:23.201	9 -	39.587	113.7	43.311	97.6	1:22.898			
5 -	47.713	75.2	58.014	69.2	1:45.727	10 -	39.279	111.6	46.491	87.0	1:25.770			

Car 26 - 10 sec penalty - false start
Weather / Track : Cloudy / Dry

Dunlop Mini Miglia
Sector Analysis for Race 2 - Oulton Park Replacement
 (contd.)

21	Jon CULLUM										Mini Miglia									
1 -	46.668	112.9	44.818	97.3	1:31.486	6 -	52.337	65.7	58.636	99.2	1:50.973									
2 -	38.239	113.5	44.381	98.6	1:22.620	7 -	40.778	114.5	43.863	96.6	1:24.641									
3 -	38.305	112.7	44.682	98.1	1:22.987	8 -	38.255	116.9	43.875	98.3	1:22.130									
4 -	39.015	114.7	44.968	98.6	1:23.983	9 -	38.588	115.7	43.308	97.8	1:21.896									
5 -	49.459	81.1	56.628	80.2	1:46.087	10 -	37.893	116.5	43.900	98.8	1:21.793									
22	Mark SIMS										Mini Miglia									
1 -	47.658	114.7	45.389	99.1	1:33.047	6 -	52.551	67.6	58.991	99.5	1:51.542									
2 -	38.818	109.8	44.469	97.9	1:23.287	7 -	40.066	110.7	46.148	99.5	1:26.214									
3 -	38.596	111.2	44.415	98.1	1:23.011	8 -	40.775	109.2	44.797	97.8	1:25.572									
4 -	38.580	114.7	44.925	97.8	1:23.505	9 -	38.489	112.7	43.992	98.8	1:22.481									
5 -	48.837	75.9	56.286	90.5	1:45.123	10 -	38.458	112.5	45.474	98.2	1:23.932									
23	Robert HUMPHREYS										Mini Miglia									
1 -	48.896	105.5	54.707	89.8	1:43.603	6 -	46.910	89.3	51.220	92.3	1:38.130									
2 -	40.289	105.8	46.411	94.7	1:26.700	7 -	39.959	108.2	45.860	94.7	1:25.819									
3 -	40.494	106.6	46.442	94.7	1:26.936	8 -	39.940	104.2	46.835	95.5	1:26.775									
4 -	40.264	107.8	47.646	92.0	1:27.910	9 -	39.511	110.1	46.013	95.1	1:25.524									
5 -	46.546	81.1	1:00.092	71.2	1:46.638	10 -	39.806	108.5	45.325	93.7	1:25.131									
26	Colin SIMPSON										Mini Miglia									
1 -	47.624	110.9	46.129	100.0	1:33.753	6 -	46.965	88.4	51.072	92.3	1:38.037									
2 -	38.756	112.0	46.294	97.8	1:25.050	7 -	41.035	101.5	45.432	98.9	1:26.467									
3 -	39.301	112.4	44.580	97.5	1:23.881	8 -	39.096	109.2	45.674	97.1	1:24.770									
4 -	39.554	113.3	1:03.349	95.7	1:42.903	9 -	39.420	107.5	45.254	96.6	1:24.674									
5 -	46.434	79.8	1:00.078	73.1	1:46.512	10 -	39.558	111.2	45.866	90.0	1:25.424									
28	Philip LEE										Mini Miglia									
1 -	49.777	108.5	47.467	95.1	1:37.244															
39	Paul WOODBRIDGE										Mini Miglia									
1 -	47.607	112.7	45.888	98.2	1:33.495	6 -	52.833	68.1	57.660	98.2	1:50.493									
2 -	38.886	111.2	45.344	97.2	1:24.230	7 -	39.019	110.5	46.057	97.1	1:25.076									
3 -	38.854	109.1	44.890	95.8	1:23.744	8 -	38.706	114.3	44.783	94.2	1:23.489									
4 -	39.183	110.9	44.769	94.9	1:23.952	9 -	39.566	110.0	44.899	96.4	1:24.465									
5 -	47.795	72.3	56.672	83.6	1:44.467	10 -	38.898	115.7	45.161	95.1	1:24.059									
50	Richard WAGER										Mini Miglia									
1 -	46.666	114.7	45.428	97.3	1:32.094	6 -	52.413	66.9	59.376	98.5	1:51.789									
2 -	38.532	112.2	43.961	100.4	1:22.493	7 -	38.592	112.2	43.770	98.6	1:22.362									
3 -	37.998	110.0	44.739	101.6	1:22.737	8 -	38.157	110.0	46.451	98.8	1:24.608									
4 -	38.837	113.7	44.261	99.8	1:23.098	9 -	39.035	116.9	43.523	99.7	1:22.558									
5 -	48.741	83.3	56.899		1:45.640	10 -	38.062	117.5	43.759	99.5	1:21.821									

Dunlop Mini Miglia
Sector Analysis for Race 2 - Oulton Park Replacement
 (contd.)

60	Martin WAGER					Mini Miglia					
1 -	48.373	104.6	46.106	98.1	1:34.479	6 -	43.723	103.4	45.230	94.5	1:28.953
2 -	38.778	107.0	45.957	98.8	1:24.735	7 -	39.872	108.2	44.846	93.8	1:24.718
3 -	39.161	108.5	44.784	98.3	1:23.945	8 -	39.529	109.2	44.399	94.2	1:23.928
4 -	39.183	111.6	2:12.825		2:52.008 P	9 -	39.643	107.8	45.060	93.5	1:24.703
5 -	54.180	76.7	53.402	79.3	1:47.582	10 -	49.336	75.8	1:12.044		2:01.380 P
70	Steven ANSTISS					Mini Miglia					
1 -	50.220	106.6	53.622	91.9	1:43.842	2 -	50.705	88.5	50.994	89.9	1:41.699
75	Paul BROWN					Mini Miglia					
1 -	47.162	110.9	45.392	97.9	1:32.554	6 -	52.445	69.8	58.287	98.9	1:50.732
2 -	39.414	112.4	45.079	98.2	1:24.493	7 -	39.487	112.5	45.635	97.3	1:25.122
3 -	38.773	110.5	44.220	98.2	1:22.993	8 -	39.385	110.0	44.743	96.4	1:24.128
4 -	38.377	111.8	44.547	99.7	1:22.924	9 -	39.620	110.0	44.027	96.5	1:23.647
5 -	49.536	74.8	56.422	88.3	1:45.958	10 -	39.238	109.4	44.592	96.8	1:23.830
80	Bill SOLLIS					Mini Miglia					
1 -	45.793	112.0	44.424	98.5	1:30.217	6 -	52.222	66.5	58.719	98.2	1:50.941
2 -	38.555	110.0	44.687	98.8	1:23.242	7 -	39.106	113.1	43.538	97.5	1:22.644
3 -	38.225	115.3	43.958	96.6	1:22.183	8 -	39.270	110.5	43.862	100.0	1:23.132
4 -	39.616	112.2	44.182	98.8	1:23.798	9 -	39.098	111.2	43.738	100.3	1:22.836
5 -	48.528	79.4	57.107	68.6	1:45.635						
99	Andrew HOWARD					Mini Miglia					
1 -	50.358	105.8	48.224	93.7	1:38.582	6 -	53.265	63.5	58.919	97.1	1:52.184
2 -	39.086	112.5	44.638	95.8	1:23.724	7 -	38.847	114.7	45.506	98.1	1:24.353
3 -	39.536	111.2	44.525	95.0	1:24.061	8 -	39.347	109.2	45.084	96.8	1:24.431
4 -	39.228	112.0	47.656	92.4	1:26.884	9 -	38.485	115.3	44.915	94.9	1:23.400
5 -	41.174	75.5	56.287	82.2	1:37.461	10 -	39.244	112.2	44.856	94.5	1:24.100

Dunlop Mini Miglia

Speed Traps - Race 2 - Oulton Park Replacement - FINISH LINE

POS	NO	CL	DRIVER	NAT	CAR	MPH
1	9		Chris LEWIS		Mini Miglia	102.1
2	18		Kelly ROGERS		Mini Miglia	101.9
3	50		Richard WAGER		Mini Miglia	101.6
4	1		Peter BALDWIN		Mini Miglia	101.0
5	80		Bill SOLLIS		Mini Miglia	100.3
6	5		Mark CHANDLER		Mini Miglia	100.1
7	26		Colin SIMPSON		Mini Miglia	100.0
8	75		Paul BROWN		Mini Miglia	99.7
9	22		Mark SIMS		Mini Miglia	99.5
10	21		Jon CULLUM		Mini Miglia	99.2
11	60		Martin WAGER		Mini Miglia	98.8
12	10		Jonathan HUDSON		Mini Miglia	98.6
13	39		Paul WOODBRIDGE		Mini Miglia	98.2
14	99		Andrew HOWARD		Mini Miglia	98.1
15	12		Dave KIMBERLEY		Mini Miglia	97.8
16	23		Robert HUMPHREYS		Mini Miglia	95.5
17	28		Philip LEE		Mini Miglia	95.1
18	13		Phil HARVEY		Mini Miglia	93.3
19	70		Steven ANSTISS		Mini Miglia	91.9

Car 26 - 10 sec penalty - false start
Weather / Track : Cloudy / Dry

www.mstworld.com

MST Sports Timing

Snetterton
Circuit Length = 1.9520 miles.
Start: 17:33 End: 17:48
Issued - 17:52 Saturday, 31 August 2002

Dunlop Mini Miglia
Speed Traps - Race 2 - Oulton Park Replacement - SECTOR
(contd.)

POS	NO	CL	DRIVER	NAT	CAR	MPH
1	9		Chris LEWIS		Mini Miglia	117.9
2	50		Richard WAGER		Mini Miglia	117.5
3	21		Jon CULLUM		Mini Miglia	116.9
4	18		Kelly ROGERS		Mini Miglia	116.5
5	1		Peter BALDWIN		Mini Miglia	115.9
6	39		Paul WOODBRIDGE		Mini Miglia	115.7
7	5		Mark CHANDLER		Mini Miglia	115.7
8	99		Andrew HOWARD		Mini Miglia	115.3
9	80		Bill SOLLIS		Mini Miglia	115.3
10	22		Mark SIMS		Mini Miglia	114.7
11	12		Dave KIMBERLEY		Mini Miglia	113.5
12	26		Colin SIMPSON		Mini Miglia	113.3
13	75		Paul BROWN		Mini Miglia	112.5
14	60		Martin WAGER		Mini Miglia	111.6
15	10		Jonathan HUDSON		Mini Miglia	110.3
16	23		Robert HUMPHREYS		Mini Miglia	110.1
17	28		Philip LEE		Mini Miglia	108.5
18	13		Phil HARVEY		Mini Miglia	107.0
19	70		Steven ANSTISS		Mini Miglia	106.6

Car 26 - 10 sec penalty - false start
Weather / Track : Cloudy / Dry

www.mstworld.com

MST Sports Timing

Snetterton
Circuit Length = 1.9520 miles.
Start: 17:33 End: 17:48
Issued - 17:52 Saturday, 31 August 2002

Dunlop Mini Miglia

BEST SECTOR TIMES - RACE 2 - OULTON REPLACEMENT

SECTOR 1			SECTOR 2			IDEAL / BEST COMPARISON						
POS	NO	NAME	TIME	NO	NAME	TIME	POS	NO	NAME	IDEAL	BEST	DIFF
1	9	LEWIS	37.717	21	CULLUM	43.308	1	21	CULLUM	1:21.201	1:21.793	0.592
2	5	CHANDLER	37.827	18	ROGERS	43.311	2	9	LEWIS	1:21.381	1:21.810	0.429
3	21	CULLUM	37.893	1	BALDWIN	43.484	3	5	CHANDLER	1:21.425	1:22.001	0.576
4	50	WAGER	37.998	50	WAGER	43.523	4	50	WAGER	1:21.521	1:21.821	0.300
5	80	SOLLIS	38.225	80	SOLLIS	43.538	5	18	ROGERS	1:21.559	1:22.412	0.853
6	18	ROGERS	38.248	5	CHANDLER	43.598	6	80	SOLLIS	1:21.763	1:22.183	0.420
7	75	BROWN	38.377	9	LEWIS	43.664	7	1	BALDWIN	1:22.201	1:22.201	0.000
8	22	SIMS	38.458	22	SIMS	43.992	8	75	BROWN	1:22.404	1:22.924	0.520
9	99	HOWARD	38.485	75	BROWN	44.027	9	22	SIMS	1:22.450	1:22.481	0.031
10	39	WOODBIDGE	38.706	12	KIMBERLEY	44.298	10	99	HOWARD	1:23.010	1:23.400	0.390
11	1	BALDWIN	38.717	60	WAGER	44.399	11	60	WAGER	1:23.177	1:23.928	0.751
12	26	SIMPSON	38.756	99	HOWARD	44.525	12	26	SIMPSON	1:23.336	1:23.881	0.545
13	60	WAGER	38.778	26	SIMPSON	44.580	13	39	WOODBIDGE	1:23.475	1:23.489	0.014
14	10	HUDSON	38.781	39	WOODBIDGE	44.769	14	12	KIMBERLEY	1:23.528	1:23.704	0.176
15	12	KIMBERLEY	39.230	10	HUDSON	45.163	15	10	HUDSON	1:23.944	1:23.944	0.000
16	23	HUMPHREYS	39.511	23	HUMPHREYS	45.325	16	23	HUMPHREYS	1:24.836	1:25.131	0.295
17	13	HARVEY	40.206	13	HARVEY	45.937	17	13	HARVEY	1:26.143	1:26.382	0.239
18	28	LEE	49.777	28	LEE	47.467	18	28	LEE	1:37.244	1:37.244	0.000
19	70	ANSTISS	50.220	70	ANSTISS	50.994	19	70	ANSTISS	1:41.214	1:41.699	0.485
										Perfect Lap	1:21.025	

Snetterton
 Circuit Length = 1.952 miles
 Start: 17:33 End: 17:48

MST sports timing

Dunlop Mini Miglia

Provisional Result for Race 12

POS	NO	CL	DRIVER	NAT	CAR	TIME	LAPS	GAP	MPH	BEST
1	80		Bill SOLLIS		Mini Miglia	20:53.143	15		84.11	1:21.991
2	1		Peter BALDWIN		Mini Miglia	20:53.260	15	0.117	84.10	1:21.844
3	18		Kelly ROGERS		Mini Miglia	20:53.650	15	0.507	84.08	1:21.952
4	4		Endaf OWENS		Mini Miglia	20:55.659	15	2.516	83.94	1:22.532
5	83		Colin PEACOCK		Mini Miglia	20:59.164	15	6.021	83.71	1:22.458
6	21		Jon CULLUM		Mini Miglia	20:59.247	15	6.104	83.70	1:22.535
7	75		Paul BROWN		Mini Miglia	21:04.467	15	11.324	83.36	1:22.545
8	26		Colin SIMPSON		Mini Miglia	21:25.787	15	32.644	81.97	1:23.505
9	23		Robert HUMPHREYS		Mini Miglia	21:41.216	15	48.073	81.00	1:24.745
10	13		Phil HARVEY		Mini Miglia	21:47.919	15	54.776	80.59	1:25.134
11	28		Philip LEE		Mini Miglia	22:08.401	15	1:15.258	79.35	1:25.671
12	86		Paul SIMMONDS		Mini Miglia	21:34.614	14	1 LAP	75.99	1:29.874

NOT CLASSIFIED

5			Mark CHANDLER		Mini Miglia	12:36.366	9	D.N.F.	83.61	1:22.111
9			Chris LEWIS		Mini Miglia	11:12.603	8	D.N.F.	83.58	1:22.135
22			Mark SIMS		Mini Miglia	11:15.888	8	D.N.F.	83.17	1:22.627
10			Jonathan HUDSON		Mini Miglia	8:42.937	6	D.N.F.	80.62	1:24.481
60			Martin WAGER		Mini Miglia	7:13.076	5	D.N.F.	81.13	1:23.955
40			Naomi ANTISS		Mini Miglia	4:42.172	3	D.N.F.	74.71	1:30.361
39			Paul WOODBRIDGE		Mini Miglia	2:57.867	2	D.N.F.	79.01	1:23.829
12			Dave KIMBERLEY		Mini Miglia	2:59.746	2	D.N.F.	78.19	1:24.274
99			Andrew HOWARD		Mini Miglia		0	D.N.F.	N/A	
50			Richard WAGER		Mini Miglia		0	D.N.F.	N/A	

FASTEST LAP

1			Peter BALDWIN		Mini Miglia	1:21.844	15	85.86mph	138.17kph
---	--	--	---------------	--	-------------	----------	----	----------	-----------

Weather / Track : Bright / Dry

MST Sports Timing

Snetterton
Circuit Length = 1.9520 miles.
Start: 17:05 End: 17:29

Clerk of Course:	Stewards:	Timekeeper:
------------------	-----------	-------------

Dunlop Mini Miglia

Lap Chart for Race 12

Lap 1			Lap 2			Lap 3			Lap 4			Lap 5		
No	Behind	Laptime	No	Behind	Laptime	No	Behind	Laptime	No	Behind	Laptime	No	Behind	Laptime
9		1:29.094	9		1:23.541	80		1:22.564	9		1:23.708	9		1:22.135
18	0.233	1:29.327	18	0.205	1:23.513	9	0.212	1:23.993	1	0.364	1:23.680	1	0.475	1:22.246
1	0.393	1:29.487	1	0.483	1:23.631	1	0.604	1:23.902	80	0.754	1:24.674	80	0.610	1:21.991
80	0.841	1:29.935	80	1.217	1:23.917	18	0.811	1:24.387	18	1.098	1:24.207	18	0.915	1:21.952
5	1.093	1:30.187	21	2.046	1:23.737	21	1.364	1:23.099	5	1.507	1:23.935	5	1.483	1:22.111
21	1.850	1:30.944	5	2.680	1:25.128	5	1.492	1:22.593	4	2.034	1:24.016	4	2.882	1:22.983
4	2.574	1:31.668	4	2.807	1:23.774	4	1.938	1:22.912	21	2.469	1:25.025	83	3.370	1:22.897
22	3.220	1:32.314	83	4.054	1:23.766	83	3.094	1:22.821	83	2.608	1:23.434	21	3.510	1:23.176
83	3.829	1:32.923	22	4.084	1:24.405	22	3.993	1:23.690	22	3.765	1:23.692	22	4.669	1:23.039
75	4.070	1:33.164	75	4.110	1:23.581	75	3.992	1:23.663	75	3.839	1:23.767	75	5.126	1:23.422
39	4.944	1:34.038	39	5.232	1:23.829	60	6.629	1:24.525	60	7.205	1:24.496	26	9.239	1:23.505
26	5.026	1:34.120	26	5.360	1:23.875	26	6.923	1:25.344	26	7.869	1:24.866	60	10.605	1:25.535
60	5.471	1:34.565	60	5.885	1:23.955	10	11.068	1:26.744	10	12.324	1:25.176	10	14.670	1:24.481
10	6.263	1:35.357	12	7.111	1:24.274	23	11.168	1:25.776	23	12.346	1:25.098	23	16.484	1:26.273
12	6.378	1:35.472	10	8.105	1:25.383	13	11.501	1:25.182	13	13.149	1:25.568	13	16.716	1:25.702
23	7.354	1:36.448	23	9.173	1:25.360	28	14.135	1:26.873	28	16.811	1:26.596	28	20.994	1:26.318
28	8.295	1:37.389	13	10.100	1:25.134	86	24.660	1:30.972	86	32.081	1:31.341	86	42.554	1:32.608
13	8.507	1:37.601	28	11.043	1:26.289	40	25.756	1:30.972						
86	11.136	1:40.230	86	17.469	1:29.874									
40	11.745	1:40.839	40	18.565	1:30.361									

Dunlop Mini Miglia

Lap Chart for Race 12

(contd.)

Lap 6			Lap 7			Lap 8			Lap 9			Lap 10		
No	Behind	Laptime	No	Behind	Laptime	No	Behind	Laptime	No	Behind	Laptime	No	Behind	Laptime
9		1:23.112	1		1:22.416	18		1:22.343	18		1:22.750	80		1:23.562
80	0.097	1:22.599	9	0.065	1:23.145	9	0.529	1:23.875	1	0.224	1:22.390	18	0.224	1:24.937
1	0.664	1:23.301	5	0.363	1:22.205	1	0.584	1:23.995	80	1.151	1:22.645	1	0.632	1:25.121
18	0.869	1:23.066	18	1.068	1:23.279	5	1.191	1:24.239	5	1.542	1:23.101	4	1.111	1:22.988
5	1.238	1:22.867	80	1.429	1:24.412	80	1.256	1:23.238	83	2.410	1:22.758	83	2.119	1:24.422
83	2.716	1:22.458	83	2.836	1:23.200	83	2.402	1:22.977	4	2.836	1:22.664	21	2.337	1:23.861
21	2.933	1:22.535	21	3.646	1:23.793	4	2.922	1:22.532	21	3.189	1:22.775	75	5.890	1:24.744
4	3.383	1:23.613	4	3.801	1:23.498	21	3.164	1:22.929	75	5.859	1:24.282	26	17.531	1:27.239
22	4.184	1:22.627	22	4.512	1:23.408	22	3.814	1:22.713	26	15.005	1:26.508	23	30.331	1:27.201
75	4.559	1:22.545	75	4.686	1:23.207	75	4.327	1:23.052	23	27.843	1:26.818	13	35.396	1:28.037
26	9.798	1:23.671	26	10.665	1:23.947	26	11.247	1:23.993	13	32.072	1:29.389	28	35.908	1:25.980
10	17.354	1:25.796	23	20.409	1:25.372	23	23.775	1:26.777	28	34.641	1:27.224			
23	18.117	1:24.745	13	21.440	1:25.513	13	25.433	1:27.404	86	1:19.237	1:33.621			
13	19.007	1:25.403	28	26.682	1:26.028	28	30.167	1:26.896						
28	23.734	1:25.852	86	1:00.174	1:32.126	86	1:08.366	1:31.603						
86	51.128	1:31.686												

Dunlop Mini Miglia

Lap Chart for Race 12

(contd.)

Lap 11			Lap 12			Lap 13			Lap 14			Lap 15		
No	Behind	Laptime	No	Behind	Laptime	No	Behind	Laptime	No	Behind	Laptime	No	Behind	Laptime
1		1:22.734	80		1:22.678	1		1:21.859	18		1:22.036	80		1:22.090
80	0.217	1:23.583	18	0.203	1:22.624	18	0.422	1:22.569	80	0.447	1:22.134	1	0.117	1:21.844
18	0.474	1:23.616	1	0.491	1:23.386	80	0.771	1:23.121	1	0.810	1:23.268	18	0.507	1:23.044
4	1.096	1:23.351	4	1.148	1:22.947	4	1.374	1:22.576	4	1.679	1:22.763	4	2.516	1:23.374
83	2.880	1:24.127	83	3.003	1:23.018	83	4.340	1:23.687	83	5.214	1:23.332	83	6.021	1:23.344
21	3.123	1:24.152	21	3.500	1:23.272	21	4.980	1:23.830	21	5.732	1:23.210	21	6.104	1:22.909
75	6.763	1:24.239	75	7.280	1:23.412	75	8.708	1:23.778	75	9.700	1:23.450	75	11.324	1:24.161
86	1 LAP	1:35.921	86	1 LAP	1:30.918	26	24.518	1:25.039	26	27.639	1:25.579	26	32.644	1:27.542
26	19.591	1:25.426	26	21.829	1:25.133	86	1 LAP	1:32.926	86	1 LAP	1:30.387	86	1 LAP	1:30.401
23	33.500	1:26.535	23	37.016	1:26.411	23	41.775	1:27.109	23	45.600	1:26.283	23	48.073	1:25.010
13	38.199	1:26.169	28	41.401	1:26.083	13	45.583	1:26.009	13	50.143	1:27.018	13	54.776	1:27.170
28	38.213	1:25.671	13	41.924	1:26.620	28	46.436	1:27.385	28	56.844	1:32.866	28	1:15.258	1:40.951

Dunlop Mini Miglia Sector Analysis for Race 12

1	Peter BALDWIN				Mini Miglia						
1 -	45.450	107.2	44.037	103.0	1:29.487	9 -	38.852	108.4	43.538	101.3	1:22.390
2 -	39.844	112.5	43.787	102.9	1:23.631	10 -	39.175	107.0	45.946	102.4	1:25.121
3 -	39.556	108.7	44.346	102.1	1:23.902	11 -	38.468	112.5	44.266	98.6	1:22.734
4 -	39.276	113.5	44.404	101.2	1:23.680	12 -	39.425	106.3	43.961	102.9	1:23.386
5 -	38.437	107.3	43.809	100.0	1:22.246	13 -	38.592	114.1	43.267	98.2	1:21.859
6 -	38.822	108.7	44.479	101.8	1:23.301	14 -	38.935	108.0	44.333	102.2	1:23.268
7 -	38.723	110.0	43.693	99.1	1:22.416	15 -	38.292	112.9	43.552	102.2	1:21.844
8 -	39.293	107.8	44.702	101.8	1:23.995						
4	Endaf OWENS				Mini Miglia						
1 -	46.523	109.2	45.145	99.5	1:31.668	9 -	38.674	112.5	43.990	100.1	1:22.664
2 -	38.866	113.3	44.908	100.7	1:23.774	10 -	38.431	114.9	44.557	99.8	1:22.988
3 -	38.594	112.0	44.318	100.7	1:22.912	11 -	38.752	109.6	44.599	98.9	1:23.351
4 -	39.283	111.6	44.733	101.0	1:24.016	12 -	39.075	109.6	43.872	98.9	1:22.947
5 -	38.413	114.7	44.570	99.5	1:22.983	13 -	38.839	111.2	43.737	98.8	1:22.576
6 -	39.126	109.8	44.487	100.1	1:23.613	14 -	38.864	109.6	43.899	98.2	1:22.763
7 -	38.435	115.3	45.063	100.9	1:23.498	15 -	39.127	108.5	44.247	91.6	1:23.374
8 -	38.257	112.7	44.275	99.7	1:22.532						
5	Mark CHANDLER				Mini Miglia						
1 -	45.884	108.0	44.303	101.6	1:30.187	6 -	38.317	112.5	44.550	101.6	1:22.867
2 -	40.319	112.0	44.809	101.3	1:25.128	7 -	38.296	113.3	43.909	100.9	1:22.205
3 -	38.397	112.4	44.196	101.6	1:22.593	8 -	38.912	108.4	45.327	100.6	1:24.239
4 -	39.129	116.7	44.806	101.8	1:23.935	9 -	39.621	109.8	43.480	101.3	1:23.101
5 -	38.422	115.1	43.689	101.2	1:22.111						
9	Chris LEWIS				Mini Miglia						
1 -	45.362	110.7	43.732	98.8	1:29.094	5 -	38.783	108.7	43.352	98.9	1:22.135
2 -	39.772	107.8	43.769	98.9	1:23.541	6 -	39.082	108.9	44.030	100.1	1:23.112
3 -	40.085	108.7	43.908	101.2	1:23.993	7 -	39.524	109.2	43.621	101.2	1:23.145
4 -	39.612	112.5	44.096	99.2	1:23.708	8 -	39.121	112.4	44.754	99.2	1:23.875
10	Jonathan HUDSON				Mini Miglia						
1 -	48.932	110.0	46.425	99.7	1:35.357	4 -	40.196	103.0	44.980	96.8	1:25.176
2 -	39.409	112.4	45.974	97.9	1:25.383	5 -	39.918	107.3	44.563	96.9	1:24.481
3 -	40.390	108.5	46.354	96.4	1:26.744	6 -	39.865	108.0	45.931	94.1	1:25.796
12	Dave KIMBERLEY				Mini Miglia						
1 -	48.490	106.5	46.982	101.6	1:35.472	2 -	39.242	110.3	45.032	98.9	1:24.274
13	Phil HARVEY				Mini Miglia						
1 -	50.203	104.5	47.398	94.1	1:37.601	9 -	42.601	96.9	46.788	90.0	1:29.389
2 -	39.964	103.7	45.170	95.1	1:25.134	10 -	41.840	97.9	46.197	91.6	1:28.037
3 -	39.913	99.5	45.269	95.1	1:25.182	11 -	40.753	101.6	45.416	92.6	1:26.169
4 -	40.471	104.3	45.097	95.3	1:25.568	12 -	40.478	102.6	46.142	95.7	1:26.620
5 -	40.014	99.1	45.688	95.8	1:25.702	13 -	39.905	104.0	46.104	92.9	1:26.009
6 -	40.088	104.0	45.315	91.3	1:25.403	14 -	40.525	102.9	46.493	85.0	1:27.018
7 -	40.555	102.6	44.958	92.1	1:25.513	15 -	41.712	100.0	45.458	92.3	1:27.170
8 -	41.154	99.2	46.250	88.8	1:27.404						

Dunlop Mini Miglia

Sector Analysis for Race 12

(contd.)

18	Kelly ROGERS	Mini Miglia									
1 -	45.341	109.4	43.986	102.6	1:29.327	9 -	39.204	108.0	43.546	99.1	1:22.750
2 -	39.680	107.3	43.833	102.4	1:23.513	10 -	39.380	108.0	45.557	102.9	1:24.937
3 -	39.986	105.1	44.401	102.6	1:24.387	11 -	38.982	106.5	44.634	102.6	1:23.616
4 -	39.362	113.3	44.845	103.0	1:24.207	12 -	38.856	108.5	43.768	102.9	1:22.624
5 -	38.272	114.3	43.680	103.5	1:21.952	13 -	38.898	110.7	43.671	100.4	1:22.569
6 -	38.828	110.5	44.238	102.6	1:23.066	14 -	38.430	112.0	43.606	98.5	1:22.036
7 -	38.622	108.5	44.657	101.0	1:23.279	15 -	39.174	108.2	43.870	101.9	1:23.044
8 -	38.170	114.1	44.173	98.8	1:22.343						
21	Jon CULLUM	Mini Miglia									
1 -	46.365	113.7	44.579	98.6	1:30.944	9 -	38.497	112.4	44.278	98.8	1:22.775
2 -	39.200	112.0	44.537	99.8	1:23.737	10 -	38.250	112.9	45.611	99.2	1:23.861
3 -	38.364	112.7	44.735	99.7	1:23.099	11 -	38.934	112.5	45.218	97.9	1:24.152
4 -	39.136	118.3	45.889	100.0	1:25.025	12 -	39.079	110.3	44.193	99.1	1:23.272
5 -	38.033	116.3	45.143	100.7	1:23.176	13 -	38.353	110.0	45.477	99.2	1:23.830
6 -	38.423	114.5	44.112	99.1	1:22.535	14 -	38.490	109.8	44.720	98.9	1:23.210
7 -	38.786	112.2	45.007	97.9	1:23.793	15 -	38.577	109.1	44.332	99.7	1:22.909
8 -	38.452	114.7	44.477	99.1	1:22.929						
22	Mark SIMS	Mini Miglia									
1 -	46.708	104.0	45.606	99.7	1:32.314	5 -	38.572	111.4	44.467	100.0	1:23.039
2 -	38.632	110.5	45.773	99.4	1:24.405	6 -	38.647	111.6	43.980	99.5	1:22.627
3 -	39.229	109.1	44.461	99.1	1:23.690	7 -	38.278	112.5	45.130	100.4	1:23.408
4 -	39.123	111.4	44.569	100.7	1:23.692	8 -	38.263	115.1	44.450	99.8	1:22.713
23	Robert HUMPHREYS	Mini Miglia									
1 -	49.276	105.1	47.172	97.3	1:36.448	9 -	40.557	98.5	46.261	93.2	1:26.818
2 -	38.874	111.4	46.486	97.2	1:25.360	10 -	40.426	104.6	46.775	94.6	1:27.201
3 -	39.669	107.8	46.107	98.9	1:25.776	11 -	40.443	102.9	46.092	92.9	1:26.535
4 -	39.936	106.6	45.162	95.4	1:25.098	12 -	40.451	104.8	45.960	91.6	1:26.411
5 -	40.065	101.6	46.208	95.5	1:26.273	13 -	41.086	104.6	46.023	92.4	1:27.109
6 -	39.391	106.0	45.354	95.1	1:24.745	14 -	40.727	106.1	45.556	94.9	1:26.283
7 -	39.774	107.3	45.598	95.3	1:25.372	15 -	39.682	105.0	45.328	96.0	1:25.010
8 -	40.210	102.7	46.567	95.4	1:26.777						
26	Colin SIMPSON	Mini Miglia									
1 -	48.346	109.4	45.774	100.7	1:34.120	9 -	39.701	105.8	46.807	97.2	1:26.508
2 -	39.166	109.2	44.709	101.2	1:23.875	10 -	40.302	106.5	46.937	97.3	1:27.239
3 -	40.998	109.1	44.346	100.1	1:25.344	11 -	40.127	106.8	45.299	96.9	1:25.426
4 -	39.876	111.4	44.990	100.0	1:24.866	12 -	39.829	107.5	45.304	97.3	1:25.133
5 -	39.363	107.8	44.142	98.3	1:23.505	13 -	39.824	108.4	45.215	97.1	1:25.039
6 -	39.474	107.7	44.197	97.2	1:23.671	14 -	39.758	105.6	45.821	96.5	1:25.579
7 -	39.641	108.2	44.306	97.5	1:23.947	15 -	40.068	102.2	47.474	93.2	1:27.542
8 -	39.361	108.2	44.632	97.3	1:23.993						

Dunlop Mini Miglia

Sector Analysis for Race 12

(contd.)

28	Philip LEE					Mini Miglia					
1 -	50.309	103.4	47.080	97.6	1:37.389	9 -	40.903	103.8	46.321	96.4	1:27.224
2 -	40.041	102.1	46.248	98.1	1:26.289	10 -	40.681	104.2	45.299	97.9	1:25.980
3 -	40.513	101.6	46.360	97.3	1:26.873	11 -	40.447	101.5	45.224	98.3	1:25.671
4 -	40.887	104.2	45.709	97.3	1:26.596	12 -	40.203	103.2	45.880	96.2	1:26.083
5 -	40.150	104.8	46.168	97.2	1:26.318	13 -	39.888	105.0	47.497	95.4	1:27.385
6 -	40.164	104.6	45.688	96.2	1:25.852	14 -	41.864	97.6	51.002	91.6	1:32.866
7 -	40.403	107.0	45.625	97.5	1:26.028	15 -	47.092	85.7	53.859	78.7	1:40.951
8 -	40.885	104.5	46.011	96.0	1:26.896						
39	Paul WOODBRIDGE					Mini Miglia					
1 -	47.911	104.6	46.127	97.9	1:34.038	2 -	39.257	109.8	44.572	98.3	1:23.829
40	Naomi ANSTISS					Mini Miglia					
1 -	51.561	100.0	49.278	97.9	1:40.839	3 -	43.144	97.2	47.828	93.0	1:30.972
2 -	41.763	97.5	48.598	93.9	1:30.361						
50	Richard WAGER					Mini Miglia					
60	Martin WAGER					Mini Miglia					
1 -	48.283	106.3	46.282	100.3	1:34.565	4 -	39.558	108.7	44.938	97.6	1:24.496
2 -	39.081	106.6	44.874	99.8	1:23.955	5 -	40.216	99.7	45.319	95.4	1:25.535
3 -	40.226	108.4	44.299	97.5	1:24.525						
75	Paul BROWN					Mini Miglia					
1 -	47.346	102.4	45.818	100.7	1:33.164	9 -	38.971	106.5	45.311	99.2	1:24.282
2 -	38.533	111.6	45.048	100.6	1:23.581	10 -	39.492	102.1	45.252	99.1	1:24.744
3 -	39.606	108.9	44.057	98.1	1:23.663	11 -	39.297	105.1	44.942	100.0	1:24.239
4 -	39.832	109.1	43.935	100.3	1:23.767	12 -	39.268	106.5	44.144	99.5	1:23.412
5 -	38.841	106.6	44.581	101.2	1:23.422	13 -	39.386	105.8	44.392	99.2	1:23.778
6 -	38.500	109.2	44.045	101.6	1:22.545	14 -	39.151	104.8	44.299	99.4	1:23.450
7 -	38.948	108.2	44.259	102.1	1:23.207	15 -	39.490	102.9	44.671	98.5	1:24.161
8 -	38.541	110.1	44.511	101.0	1:23.052						
80	Bill SOLLIS					Mini Miglia					
1 -	45.575	100.9	44.360	101.9	1:29.935	9 -	39.482	109.6	43.163	100.4	1:22.645
2 -	40.074	109.4	43.843	101.2	1:23.917	10 -	38.291	112.4	45.271	99.2	1:23.562
3 -	38.835	110.1	43.729	98.1	1:22.564	11 -	39.158	109.8	44.425	101.3	1:23.583
4 -	40.021	104.2	44.653	101.8	1:24.674	12 -	39.088	109.8	43.590	99.2	1:22.678
5 -	38.341	105.6	43.650	102.7	1:21.991	13 -	39.268	108.9	43.853	101.3	1:23.121
6 -	38.535	112.5	44.064	101.8	1:22.599	14 -	38.260	112.0	43.874	100.6	1:22.134
7 -	39.476	106.1	44.936	101.3	1:24.412	15 -	38.684	107.7	43.406	99.5	1:22.090
8 -	38.301	112.7	44.937	102.2	1:23.238						

Dunlop Mini Miglia

Sector Analysis for Race 12

(contd.)

83		Colin PEACOCK				Mini Miglia					
1 -	47.616	108.7	45.307	99.5	1:32.923	9 -	38.706	111.1	44.052	99.7	1:22.758
2 -	38.603	112.0	45.163	98.1	1:23.766	10 -	38.806	111.2	45.616	99.2	1:24.422
3 -	39.252	114.5	43.569	98.5	1:22.821	11 -	38.803	112.7	45.324	97.8	1:24.127
4 -	38.500	114.3	44.934	101.0	1:23.434	12 -	39.100	111.1	43.918	98.9	1:23.018
5 -	38.623	114.1	44.274	99.7	1:22.897	13 -	38.862	112.0	44.825	97.5	1:23.687
6 -	38.509	112.5	43.949	98.5	1:22.458	14 -	39.159	111.1	44.173	96.0	1:23.332
7 -	38.934	111.2	44.266	98.6	1:23.200	15 -	39.153	109.4	44.191	97.5	1:23.344
8 -	38.892	111.1	44.085	98.2	1:22.977						

86		Paul SIMMONDS				Mini Miglia					
1 -	51.871	101.0	48.359	93.3	1:40.230	8 -	43.371	95.3	48.232	92.0	1:31.603
2 -	41.945	102.4	47.929	92.8	1:29.874	9 -	43.781	98.1	49.840	91.4	1:33.621
3 -	43.018	99.8	47.954	91.8	1:30.972	10 -	43.164	96.2	52.757	92.8	1:35.921
4 -	43.241	94.2	48.100	91.8	1:31.341	11 -	42.433	99.4	48.485	92.1	1:30.918
5 -	43.876	99.2	48.732	91.6	1:32.608	12 -	43.689	98.2	49.237	93.0	1:32.926
6 -	43.061	94.3	48.625	91.6	1:31.686	13 -	42.469	99.2	47.918	91.5	1:30.387
7 -	43.351	96.2	48.775	91.3	1:32.126	14 -	43.303	96.5	47.098	92.3	1:30.401

99		Andrew HOWARD				Mini Miglia					

Dunlop Mini Miglia Speed Traps - Race 12 - FINISH LINE

POS	NO	CL	DRIVER	NAT	CAR	MPH
1	18		Kelly ROGERS		Mini Miglia	103.5
2	1		Peter BALDWIN		Mini Miglia	103.0
3	80		Bill SOLLIS		Mini Miglia	102.7
4	75		Paul BROWN		Mini Miglia	102.1
5	5		Mark CHANDLER		Mini Miglia	101.8
6	12		Dave KIMBERLEY		Mini Miglia	101.6
7	9		Chris LEWIS		Mini Miglia	101.2
8	26		Colin SIMPSON		Mini Miglia	101.2
9	83		Colin PEACOCK		Mini Miglia	101.0
10	4		Endaf OWENS		Mini Miglia	101.0
11	21		Jon CULLUM		Mini Miglia	100.7
12	22		Mark SIMS		Mini Miglia	100.7
13	60		Martin WAGER		Mini Miglia	100.3
14	10		Jonathan HUDSON		Mini Miglia	99.7
15	23		Robert HUMPHREYS		Mini Miglia	98.9
16	28		Philip LEE		Mini Miglia	98.3
17	39		Paul WOODBRIDGE		Mini Miglia	98.3
18	40		Naomi ANTISS		Mini Miglia	97.9
19	13		Phil HARVEY		Mini Miglia	95.8
20	86		Paul SIMMONDS		Mini Miglia	93.3

Dunlop Mini Miglia

Speed Traps - Race 12 - SECTOR

(contd.)

POS	NO	CL	DRIVER	NAT	CAR	MPH
1	21		Jon CULLUM		Mini Miglia	118.3
2	5		Mark CHANDLER		Mini Miglia	116.7
3	4		Endaf OWENS		Mini Miglia	115.3
4	22		Mark SIMS		Mini Miglia	115.1
5	83		Colin PEACOCK		Mini Miglia	114.5
6	18		Kelly ROGERS		Mini Miglia	114.3
7	1		Peter BALDWIN		Mini Miglia	114.1
8	80		Bill SOLLIS		Mini Miglia	112.7
9	9		Chris LEWIS		Mini Miglia	112.5
10	10		Jonathan HUDSON		Mini Miglia	112.4
11	75		Paul BROWN		Mini Miglia	111.6
12	26		Colin SIMPSON		Mini Miglia	111.4
13	23		Robert HUMPHREYS		Mini Miglia	111.4
14	12		Dave KIMBERLEY		Mini Miglia	110.3
15	39		Paul WOODBRIDGE		Mini Miglia	109.8
16	60		Martin WAGER		Mini Miglia	108.7
17	28		Philip LEE		Mini Miglia	107.0
18	13		Phil HARVEY		Mini Miglia	104.5
19	86		Paul SIMMONDS		Mini Miglia	102.4
20	40		Naomi ANTISS		Mini Miglia	100.0

Dunlop Mini Miglia

BEST SECTOR TIMES - RACE 11

SECTOR 1				SECTOR 2		IDEAL / BEST COMPARISON						
POS	NO	NAME	TIME	NO	NAME	TIME	POS	NO	NAME	IDEAL	BEST	DIFF
1	21	CULLUM	38.033	80	SOLLIS	43.163	1	80	SOLLIS	1:21.423	1:21.991	0.568
2	18	ROGERS	38.170	1	BALDWIN	43.267	2	1	BALDWIN	1:21.559	1:21.844	0.285
3	4	OWENS	38.257	9	LEWIS	43.352	3	18	ROGERS	1:21.716	1:21.952	0.236
4	80	SOLLIS	38.260	5	CHANDLER	43.480	4	5	CHANDLER	1:21.776	1:22.111	0.335
5	22	SIMS	38.263	18	ROGERS	43.546	5	4	OWENS	1:21.994	1:22.532	0.538
6	1	BALDWIN	38.292	83	PEACOCK	43.569	6	83	PEACOCK	1:22.069	1:22.458	0.389
7	5	CHANDLER	38.296	4	OWENS	43.737	7	9	LEWIS	1:22.135	1:22.135	0.000
8	75	BROWN	38.500	75	BROWN	43.935	8	21	CULLUM	1:22.145	1:22.535	0.390
9	83	PEACOCK	38.500	22	SIMS	43.980	9	22	SIMS	1:22.243	1:22.627	0.384
10	9	LEWIS	38.783	21	CULLUM	44.112	10	75	BROWN	1:22.435	1:22.545	0.110
11	23	HUMPHREYS	38.874	26	SIMPSON	44.142	11	26	SIMPSON	1:23.308	1:23.505	0.197
12	60	WAGER	39.081	60	WAGER	44.299	12	60	WAGER	1:23.380	1:23.955	0.575
13	26	SIMPSON	39.166	10	HUDSON	44.563	13	39	WOODBIDGE	1:23.829	1:23.829	0.000
14	12	KIMBERLEY	39.242	39	WOODBIDGE	44.572	14	10	HUDSON	1:23.972	1:24.481	0.509
15	39	WOODBIDGE	39.257	13	HARVEY	44.958	15	23	HUMPHREYS	1:24.036	1:24.745	0.709
16	10	HUDSON	39.409	12	KIMBERLEY	45.032	16	12	KIMBERLEY	1:24.274	1:24.274	0.000
17	28	LEE	39.888	23	HUMPHREYS	45.162	17	13	HARVEY	1:24.863	1:25.134	0.271
18	13	HARVEY	39.905	28	LEE	45.224	18	28	LEE	1:25.112	1:25.671	0.559
19	40	ANSTISS	41.763	86	SIMMONDS	47.098	19	86	SIMMONDS	1:29.043	1:29.874	0.831
20	86	SIMMONDS	41.945	40	ANSTISS	47.828	20	40	ANSTISS	1:29.591	1:30.361	0.770
										Perfect Lap	1:21.196	

Snetterton
 Circuit Length = 1.952 miles
 Start: 17:05 End: 17:29

MST sports timing